


# 89★COWBOYS



**A New Era Begins**

# FINGERTIP INFORMATION

OFFICE ADDRESS — Cowboys Center, One Cowboys Parkway, Irving, Texas 75063-4727  
Executive Office 214/556-9900, Ticket Office 214/556-2500  
HOME FIELD — Texas Stadium (Capacity 65,024) • COLORS — Royal Blue, Metallic Silver Blue and White

## COWBOYS TICKET OUTLETS Dallas/Fort Worth Metroplex

**Dallas Cowboys Ticket Office:**  
Cowboys Center  
One Cowboys Parkway  
Irving, Texas 75063-4727

**Rainbow/Ticketmaster Outlets:**  
Main Rainbow Ticketmaster Center  
All Sears and Dillards Stores  
TicketQuik at select 7-Eleven Stores

### Out of Town

(for exact locations call phone number listed)

Austin (512) 477-6060  
El Paso (915) 532-4661

Oklahoma City (405) 948-6800  
San Antonio (512) 224-3000

Houston (713) 977-3333

### Charge Tickets by Phone

Dallas (214) 787-2000 Metro (214) 787-1500 Texas Wats (800) 992-8000

## 1989 Training Camp Data

### LOCATION

California Lutheran University  
Conejo Hall  
3270 Campus Drive South  
Thousands Oaks, Calif. 91360

### DATES:

July 23 through August 25  
After August 25, in Dallas

### REPORTING DATES:

Rookies report on Sun., July 23  
Veterans report on Thurs., July 27

### PHONE NUMBER:

Switchboard ..... 805/493-3500  
Greg Aiello ..... 805/493-3499  
David Pelletier ..... 805/493-3494  
Telecopier Line ..... 805/493-3468

## INDEX

Attendance	194
Big Days/Playoffs	65
Big Days/Regular Season	152
Cheerleaders	190
Coaching Staff	7
Consecutive Winning Seasons	168
Cowboys in Print	192
Cowboys on Television	192
Directory	2
Draft, All-Time (1961-89)	108
Entertainment Activities	193
Halftime, Activities	193
Highlight Film	178
Historical Highlights	179
Honors	106
How Cowboys Were Built	24
Johnson, Jimmy	5
Jones, Jerry	3
Last Time	166
Largest Margin of Victory	152
Largest Margin of Defeat	152
Longest Plays/Playoffs	165
Longest Plays/Regular Season	155
Monday Night, etc. Results	168
NFL Data	
Post Season, 1989	195
Standings, 1988	195
Opponents	115
Player Personnel	16

Players	
Biographies, Draft Choices	80
Biographies, Free Agent Rookies	98
Biographies, Veterans	26
Biographies, Veterans Other NFL Teams	72
Biographies, Other with Pro Exp	78
Rosters	
All-Time	102
All-Time by College	107
1989	101
1989 Rookies	100
Preseason Results, All-Time	174
Radio	191
Records/Playoff	158
Records/Regular Season	140
Results, All-Time	170
Ring of Honor	177
Road Itinerary	189
Schedule, Cowboys 1989	1
Schedule, NFL 1989	196
Season at a Glance, 1988	122
Silver Season All-Time Team	178
Statistical Leaders, All-Time	132
Statistical Leaders by Years	134
Statistics, 1988	128
Texas Stadium	188
Thanksgiving Day Results	168
What to Look for in 1989	23



More publications available at:

[www.retroseasons.com/library/](http://www.retroseasons.com/library/)

# DALLAS COWBOYS FOOTBALL CLUB

## General Partner & Majority Owner

*Jerry Jones*

## Limited Partners

*Mike McCoy      Ed Smith*

*Arthur Temple*

## 1989 Schedule

### PRESEASON GAMES

DATE	OPPONENT (TV)	LOCAL TIME	DALLAS TIME
Sun., Aug. 13	at San Diego (CBS)*	Noon	2:00 p.m.
Sat., Aug. 19	at L.A. Raiders (Ch. 5 - Dallas)	6:00 p.m.	8:00 p.m.
Sat., Aug. 26	at Denver (Ch. 5 - Dallas)	7:00 p.m.	8:00 p.m.
Sat., Sept. 2	<b>HOUSTON (Ch. 5 - Dallas)</b>	<b>8:00 p.m.</b>	

### REGULAR SEASON GAMES

Sun., Sept. 10	at New Orleans (CBS)	Noon	Noon
Sun., Sept. 17	at Atlanta (CBS)	1:00 p.m.	Noon
Sun., Sept. 24	<b>WASHINGTON (CBS)</b>	<b>Noon</b>	
Sun., Oct. 1	<b>NEW YORK GIANTS (CBS)</b>	<b>3:00 p.m.</b>	
Sun., Oct. 8	at Green Bay (CBS)	Noon	Noon
Sun., Oct. 15	<b>SAN FRANCISCO (CBS)</b>	<b>Noon</b>	
Sun., Oct. 22	at Kansas City (CBS)	Noon	Noon
Sun., Oct. 29	<b>PHOENIX (CBS)</b>	<b>Noon</b>	
Sun., Nov. 5	at Washington (ESPN)*	8:00 p.m.	7:00 p.m.
Sun., Nov. 12	at Phoenix (CBS)	2:00 p.m.	3:00 p.m.
Sun., Nov. 19	<b>MIAMI (NBC)</b>	<b>Noon</b>	
Thurs., Nov. 23	<b>PHILADELPHIA (CBS)*</b>	<b>3:00 p.m.</b>	
Sun., Dec. 3	<b>LOS ANGELES RAMS (CBS)</b>	<b>Noon</b>	
Sun., Dec. 10	at Philadelphia (CBS)	1:00 p.m.	Noon
Sat., Dec. 16	at New York Giants (CBS)*	12:30 p.m.	11:30 a.m.
Sun., Dec. 24	<b>GREEN BAY (CBS)</b>	<b>Noon</b>	

\*Televised Nationally

# Cowboys Club Directory

## ADMINISTRATION

**Jerry Jones**, President-General Manager  
**Steve Orsini**, Director of Administration  
**Larry Wansley**, Director of Counseling Services  
**Bruce Mays**, Administrative Assistant  
**Allan Cariker**, Computer Manager  
**Craig Glibber**, Administrative Aide  
**Kathy Coleman**, Mailroom/Supplies  
**Beth Egan**, Secretary  
**Wanda Forgey**, Switchboard Operator  
**Dee Dee Ground**, Secretary  
**Jerri Mote**, Receptionist  
**Stephanie Reynolds**, Secretary

## FINANCE

**Jack Dixon**, Treasurer  
**Jim Lancaster**, Controller  
**Debbie McBride**, Accounting  
**Pat Miller**, Accounting

## PUBLIC RELATIONS/MARKETING

**Greg Aiello**, Director  
**David Pelletier**, Assistant Director  
**Deana Patterson**, Secretary  
**Brett Daniels**, Intern

## TICKET OFFICE

**Marcia Lavine**, Manager  
**Mike McCord**, Assistant Manager  
**Sandra Woods**, Sales  
**Tammy Hirschfeld**, Sales  
**Andrea Payne**, Sales  
**Mary Reed**, Sales

## EQUIPMENT/PRACTICE FIELDS

**Buck Buchanan**, Manager  
**Jerry Fowler**, Assistant Manager  
**Otis Jackson**, Assistant  
**Louis Jackson**, Assistant  
**Robert Jackson**, Assistant

## BUILDING OPERATIONS

**Steve Forgey**, Building Supervisor  
**William Griffith**, Groundskeeper  
**John Garza**, Security  
**Bill Petty**, Security  
**Bill Westfall**, Security  
**Angela Rodriguez**, Maintenance  
**Ruben Rodriguez**, Maintenance

## COACHING STAFF

**Jimmy Johnson**, Head Coach  
**Dave Shula**, Assistant Head Coach/  
Offensive Coordinator  
**Hubbard Alexander**, Receivers  
**Neill Armstrong**, Research and  
Development  
**Joe Brodsky**, Running Backs  
**Dave Campo**, Defensive Assistant  
**Butch Davis**, Defensive Line  
**Alan Lowry**, Special Teams/Tight Ends  
**Dick Nolan**, Defensive Backs  
**Jerry Rhome**, Quarterbacks  
**Bob Ward**, Conditioning  
**Dave Wannstedt**, Defensive  
Coordinator/Linebackers  
**Tony Wise**, Offensive Line  
**Steve Hoffman**, Kickers  
**Marge Anderson**, Secretary  
**Barbara Goodman**, Secretary  
**Melissa Harmon**, Secretary

## PLAYER PERSONNEL

**Bob Ackles**, Director  
**Dick Mansperger**, College Scouting  
Director  
**John Wooten**, Pro Personnel Director  
**Jim Garrett**, Scout  
**Walter Juliff**, Scout  
**Ron Marciniak**, Scout  
**Jeff Smith**, Scout  
**Walt Yowarsky**, Scout  
**Robert Brock**, Administrative Aide  
**Vickie Holman**, Secretary  
**Connie Medina**, Secretary

## MEDICAL

**Kevin O'Neill**, Head Trainer  
**Ken Locker**, Assistant Trainer/  
Rehabilitation Director  
**Don Cochren**, Medical Records  
Coordinator  
**Jim Maurer**, Intern  
**Dr. Robert Vandermeer**, Team  
Physician  
**Dr. J.R. Zamorano**, Internist

## VIDEO

**Robert Blackwell**, Director  
**Kevin Wynn**, Assistant



**Jerry Jones, *President-General Manager***

A new era in Dallas Cowboys history began on Feb. 25, 1989 when Jerry Jones reached an agreement with H.R. "Bum" Bright to purchase the team. On April 18 the sale was approved by NFL owners and Jones officially became the third owner in Cowboys history.

Jerral Wayne "Jerry" Jones, 46, grew up in the Rose City section of North Little Rock, Ark. He learned the value of hard work from his father, J.W. "Pat" Jones, who owned Pat's Supermarket for many years.

After starring in football at North Little Rock High School, Jerry Jones received an athletic scholarship from then-coach Frank Broyles to play at the University of Arkansas in 1961.

While at Arkansas, Jones started at guard and co-captained the 1964 team that went 11-0, defeated Nebraska in the Cotton Bowl and captured the national title. His teammates included current Razorbacks coach Ken Hatfield and Jimmy Johnson, who was also Jones' roommate.

When Jerry was a college freshman, his father moved to Missouri and established Modern Security Life Insurance Company. Jones began selling insurance following his first year at Arkansas and worked as executive vice president in the business from 1965-69.

"Jerry is extremely intelligent," said Broyles, who is now athletic director at Arkansas. "He's an incredibly hard worker and has been extremely successful since the day he got out of college — first in insurance, then in oil and gas, and now in many other entrepreneurial things. He's one of our most successful graduates ever, in any field."

In 1970 he formed Arkoma Exploration, an independent oil and gas concern. Jones also has interests in banking, real estate, insurance, shipping and manufacturing. He was a partner in Arkansas Talents, Inc., a boxing promotions company.

Jones serves on the board of directors of the fund-raising Razorbacks Foundation for the University of Arkansas. He is a "Hall of Fame" member of the Boys Clubs. He also heads the annual Little Rock Red-White Razorback preseason intrasquad basketball scrimmage. The proceeds from the game go to five Arkansas-area charities.

He was named the Arkansas state chairman of the United States Olympic Committee for the 1988 Olympic Games.

A native of Little Rock (10/13/42), Jones now lives in Dallas with his wife, Gene. They have three children, Steven, Charlotte and Jerry, Jr. Steven played linebacker at Arkansas from 1984-87 and is now a petroleum engineer with JMC Exploration in Fort Smith, Ark. Charlotte is an aide to U.S. Representative Tommy Robinson of Arkansas and Jerry Jr. attends Georgetown University.



### **Jimmy Johnson, *Head Coach***

"I believe in winning. The bottom line is winning." That is the credo of Cowboys head coach Jimmy Johnson. For most of his days in football the bottom line has been good, but in the past five years it has been better than any coach in the nation.

Only seven points separated Johnson's Miami teams from three straight 12-0 seasons. The Hurricanes sandwiched a 1987 12-0 national championship between two seasons as No. 2. A one-point loss to Notre Dame in South Bend last year, after a failed two-point conversion with 45 seconds left, kept Miami from consecutive titles.

In building a 52-9 record over the past five seasons, the Hurricanes beat the top teams—5-0 against preseason No. 1s, 21-9 vs. teams ranked in the top twenty—and avoided the upsets against lesser opponents— 31-0 against unranked teams.

From 1985 through last season Miami put together the fifth longest regular-season winning streak in NCAA history with 36 straight victories. During Johnson's tenure the Hurricanes had a 24-2 road record through some of the nation's most hostile environments — Tallahassee, Norman, Gainesville, South Bend, Little Rock, Ann Arbor, Pittsburgh and Baton Rouge.

Throughout his career Johnson learned from some of the country's best coaches. His progression began as a player and then an assistant under Frank Broyles at Arkansas, then as a 25-year-old defensive coordinator under Johnny Majors at Iowa State, and continued at Oklahoma as an assistant under Chuck Fairbanks and on the same staff as two current college head coaches (Galen Hall, Florida; and Larry Lacewell, Arkansas State; and former Oklahoma head coach Barry Switzer).

A native Texan, James William Johnson (7/16/43) grew up along the Gulf coast in Port Arthur where he earned all-state football honors at Jefferson High School.

Johnson, who along with Cowboys owner Jerry Jones and their fellow seniors captained the Razorbacks' 1964 undefeated national championship team, was named to the All-SWC team despite being an undersized defensive tackle. The three-year letterman, who earned his degree in psychology, was also named to Arkansas' 1960s All-Decade team.

His coaching career began almost by accident at Louisiana Tech when he replaced a defensive line coach who had suffered a heart attack. After an assistant coaching position at Florida State fell through, Johnson had his only high school coaching job — at Picayune (Mississippi) High School in 1966.

Following a one-year stint with Wichita State, Johnson spent two years at Iowa State and three years at Oklahoma before returning to his alma mater as defensive coordinator from 1973-76. He took on the added responsibilities of assistant head coach when he moved on to Pittsburgh for two seasons.

In his debut as a collegiate head coach, Johnson took a troubled Oklahoma State program and led the Cowboys to a 29-25-3 record and two bowl appearances in five seasons. Following his initial season Johnson was honored as Big Eight Coach of the Year.

Johnson and his wife, Linda Kay, have two sons — Brent and Chad.

#### JIMMY JOHNSON'S COLLEGIATE RECORD

Year	School	W	L	T	Pct.	Post-season
1979	Oklahoma State	7	4	0	.636	none
*1980	Oklahoma State	3	7	1	.318	none
1981	Oklahoma State	7	5	0	.583	Independence Bowl (L)
1982	Oklahoma State	4	5	2	.455	none
1983	Oklahoma State	8	4	0	.667	Bluebonnet Bowl (W)
1984	Miami	8	5	0	.615	Fiesta Bowl (L)
1985	Miami	10	2	0	.833	Sugar Bowl(L)
1986	Miami	11	1	0	.917	Fiesta Bowl (L)
**1987	Miami	12	0	0	1.000	Orange Bowl (W)
1988	Miami	11	1	0	.917	Orange Bowl (W)
Oklahoma State Totals		29	25	3	.535	
Miami Totals		52	9	0	.852	
Overall Totals		81	34	3	.699	

\*Record includes 14-14 tie later forfeited by Kansas

\*\*National Champions

# THE COACHING STAFF

## Dave Shula

**Assistant Head Coach/  
Offensive Coordinator**



Seven years ago Dave Shula stepped in as receivers coach for Miami. Since that time Dan Marino established himself as the top-rated quarterback in NFL history and the Duper/Clayton receiving tandem emerged as one of the best in the league.

While Shula was adding the responsibilities of quarterbacks coach in 1985 and assistant head coach in 1988, the Dolphins became the best pass offense in the NFL. For four of the past five seasons Miami led the league in passing with the lone exception being a No. 2 finish in 1985.

Although the youngest offensive coordinator in the league, Shula has been involved in the NFL since 1960 when his father, Don, became an assistant with Detroit. The elder Shula was head coach at Baltimore from 1963-69, then in 1970 became head coach in Miami, where Dave joined him in 1982.

Following an outstanding career at Dartmouth where he once held all the school receiving marks, the two-time All-Ivy league pick played a season as a wide receiver/kick returner with the Colts. He attended one semester of law school at the University of Baltimore in 1982 before entering coaching.

A two-sport letterman at Hollywood, Fla., Chaminade High School, David Donald Shula (5/28/59) and wife Leslie have three sons— Daniel, Christopher and Matthew.

## Hubbard Alexander Receivers



Over the past decade, quarterbacks have received most of the attention at the University of Miami. Part of the reason for the great success of Hurricanes passers was the quality of the receivers to whom they were throwing. These pass catchers were under the watchful eye of Hubbard Alexander, who joined Miami 10 seasons ago.

As tight ends coach from 1979-84, "Axe" developed All-America Willie Smith who went on to become the all-time leading receiver in Hurricanes history. When he took over the wide receivers in 1985, Alexander began to mold a trio consisting of Brian Blades, Brett Perriman and Michael Irvin. All three were among the first 52 players chosen in the 1988 NFL draft. Irvin, who is re-united with Alexander in Dallas, broke most of Miami's receiving records, including Smith's career catch mark.

Giving Alexander a trifecta on the Miami receiving list is former Hurricanes tight end Glenn Dennison, who played under Axe from 1981-83 and stands third among pass catchers in school history.

Following seven seasons as a highly successful high school coach in Memphis, Tenn., Alexander spent six seasons as an assistant at Vanderbilt before going to Miami. A three-year starter and All-America center at Tennessee State, Alexander began his coaching career with his alma mater in 1962.

Hubbard Lindsay Alexander (2/14/39) graduated from Atkins High School in Winston-Salem, N.C. He and wife Gloria have three sons— Todd, Chad and Bard.



## **Neill Armstrong** **Research and Development**

Neill Armstrong studies and evaluates all players and teams in the NFL. His reports provide the basis for the formulation of the Cowboys' game plans. Neill joined the Cowboys in 1982.

Armstrong compiled a 30-34 record in four seasons (1978-81) as head coach of the Chicago Bears before coming to Dallas. Before joining the Bears he was an assistant coach with the

Minnesota Vikings for nine years, seven as defensive coordinator.

Armstrong led Edmonton to the Canadian Football League playoffs three times during a six-year reign as head coach from 1964-69. Neill began his professional coaching career with the Houston Oilers in 1962-63 following seven years (1955-61) as an assistant at his alma mater, Oklahoma State.

A native of Tishomingo, Okla. (3/9/26), Armstrong was an All-America receiver at Oklahoma State (then Oklahoma A&M) from 1943-46. He was the Philadelphia Eagles' No. 1 draft choice in 1947. He played on two NFL championship teams in five seasons (1947-51) with the Eagles. He was a two-time all-star in three years with the CFL's Winnipeg Blue Bombers (1951, '53-54).

Neill and wife Jane have three children — Neill Jr., David and Gail — and five grandchildren.



## **Joe Brodsky** **Running Backs**

In 11 seasons as running backs coach at the University of Miami, Joe Brodsky has seen 10 of his charges picked in the NFL draft, three (Ottis Anderson, Alonzo Highsmith and Cleveland Gary) in the first round. Gary set a Miami record for catches by a back in 1988.

Not included in the 10 is Indianapolis running back Albert Bentley who played in the USFL before joining the Colts. More impressive is that Highsmith went to Miami as a defensive lineman and Bentley as a walk-on. Five of Miami's top 10 all-time rushers worked under Brodsky.

For 14 seasons Brodsky was one of south Florida's most successful high school coaches at Miami Jackson (1965-70) and Hialeah-Miami Lakes (1971-77). A four-year letterman in track and football at Florida, Brodsky started at fullback and linebacker for the Gators.

Joseph Brodsky (6/9/34) is a native of Miami, where he graduated from Jackson High School. He and wife Joyce have three sons— Joe, Larry and Jeffrey— and one grandchild. Larry, a wide receiver at Miami from 1979-81, is fifth on the school's all-time receiving list.

## **Dave Campo** **Defensive Assistant**



Only two freshmen started at the University of Miami during Jimmy Johnson's tenure — defensive tackle Derwin Jones in 1984 and free safety Charles Pharms in 1988. Under Dave Campo's guidance, Pharms was able to move into a Miami defensive unit that ranked second in the nation in both points and yards allowed last year.

In his first season with the Hurricanes, Campo fine tuned the talents of Bennie Blades. A Jim Thorpe Trophy (best collegiate defensive back) recipient, Blades keyed a defense that led Miami to the national title in 1987. Detroit chose Blades with the third pick in the 1988 draft.

Prior to joining the Hurricanes, Campo spent four seasons (1984-87) as part of a staff that turned Syracuse into a national championship contender.

Campo began his coaching career at his alma mater, Central Connecticut State, where he spent two seasons. His coaching trek then took him to Albany State (1973), Bridgeport (1974), University of Pittsburgh (1975), Washington State (1976), Boise State (1977-79), Oregon State (1980), Weber State (1981-82) and Iowa State (1983).

Cowboys placekicker Roger Ruzek was at Weber State while Campo was coaching there.

In addition to starring at defensive back at Central Connecticut State, David Cross Campo (7/18/47) twice earned All-East honors at shortstop in college. The New London, Connecticut native and his wife Kay have five children — Angie, Eric, Becky, Tommy and Shelbie.

## **Butch Davis** **Defensive Line**



In five seasons as the defensive line coach at the University of Miami, Butch Davis led his players to impressive heights.

Nine of his linemen were picked in the NFL draft, including All-America defensive end Bill Hawkins who was selected in the first round in 1989. Of those nine, two (Jerome Brown, Philadelphia and Kevin Fagan, San Francisco) are starters in the pros.

Davis' defensive line was a key part of a Miami defense that finished second in the nation in both scoring and total defense last year, set a school record with 49 sacks in 1986 then broke it with 50 in 1988, and held opposing rushers to fewer than 2.3 yards per carry over the past two seasons.

An assistant under Jimmy Johnson for nine years, Butch Davis began his career as a high school coach in Arkansas. He became head coach at Rogers High School in Tulsa, Okla., before joining Oklahoma State as an assistant in 1979.

A native of Tahlequah, Okla. (11/17/51) Paul Hilton Davis was a defensive end at Arkansas, where he earned his degree in anatomy and physiology. Butch graduated from Bixby, Okla. High School. His wife's name is Tammy.



## **Alan Lowry** **Special Teams/Tight Ends**

After two seasons as receivers coach, Alan Lowry returns to guide the special teams that he led from 1982-86. In 1988 Lowry turned a group of inexperienced wide receivers — none with more than a year's experience — into one of the Cowboys strengths.

Prior to returning to Dallas Alan spent five seasons as defensive backfield coach of his alma mater, the University of Texas.

Lowry is one of the few football players in Southwest Conference history to earn All-Conference honors both as an offensive and defensive star. He was a defensive back at Texas in 1970 and '71 when the Longhorns won a national title and two conference championships. Lowry was All-SWC in 1971.

In 1972 Lowry was switched to quarterback and earned conference honors again in leading Texas to a 10-1 season, including a come-from-behind victory over Alabama in the Cotton Bowl.

After receiving his degree in physical education, Lowry served as an assistant coach at Virginia Tech in 1974. He joined the Wyoming staff under Fred Akers in 1975, but resigned that post in the summer of 1976.

Lowry worked for the Cowboys' scouting department in the fall of 1976 before joining Akers' staff at Texas in December of 1976.

Lowry is a native of Irving, Texas (11/21/50), home of Texas Stadium. Alan and wife Donna live in Roanoke, Texas with daughters Marta Jean and Lindsay.



## **Dick Nolan** **Defensive Backs**

After four years as receivers coach with the Cowboys, Dick Nolan returned to a familiar role as the Cowboys defensive backs coach in 1986. After a year as a player-coach in 1962, Dick coached the Cowboys defensive backs from 1963-67, developing All-Pros Mel Renfro and Cornell Green. He also served as defensive coordinator from '66-'67.

Nolan left the Cowboys to become head coach of the San Francisco 49ers from 1968-75. His teams won the NFC West championship in 1970, '71 and '72. He was NFC coach of the year in 1970.

Nolan joined New Orleans as linebackers coach in 1977 and was head coach of the Saints from 1978-80. Dick was the defensive coordinator of the Oilers in 1981 before returning to Dallas in 1982.

Nolan and Tom Landry were defensive back teammates with the New York Giants in 1954 and '55 when Tom was a player-coach. Nolan also played under Landry in 1956, '57 and '59 when Tom was New York's defensive coach. Nolan played for the Chicago Cardinals in 1958 before returning to the Giants for the next three seasons.

Born in Pittsburgh, Pa. (3/26/32), and raised in White Plains, N.Y., Nolan was a two-way star football player at the University of Maryland from 1951-53. He played offensive and defensive halfback on Maryland's

1953 national championship team.

Dick and wife Ann have six children — Richard Jr., Nancy, Michael, Kelly, Lisa and Jimmy — and six grandchildren.

## **Jerry Rhome Quarterbacks**



Re-joining the Cowboys after 20 seasons is quarterbacks coach Jerry Rhome. A 13th-round draft pick by Dallas in 1964, Rhome played four seasons as a backup quarterback with the Cowboys. He then continued his career with Cleveland (1969), Houston (1970) and the Rams (1971-72). The Dallas native played at Sunset High School and began his college career at SMU before transferring to Tulsa.


Rhyme spent the 1988 season as offensive coordinator at San Diego following five seasons as quarterbacks coach with Washington. While overseeing the development of quarterbacks Mark Rypien, Jay Schroeder and Doug Williams, Rhyme helped guide a Redskins offense that finished in the NFL's top 10 four of his five seasons. Washington qualified for two Super Bowls with two different quarterbacks during Rhome's stay.

As quarterbacks/receivers coach and then offensive coordinator for the expansion Seattle Seahawks, Rhyme earned his reputation for developing young quarterbacks by working with free agents Jim Zorn and Dave Krieg. As an assistant at Tulsa and in his early years with the Seahawks, Rhyme guided Steve Largent, who became the NFL's all-time leading pass catcher.

The Walter Camp Trophy recipient and Heisman Trophy runner-up in 1964, Rhyme set 17 NCAA passing records at Tulsa, where he returned in 1973 as offensive coordinator.

Jerry Byron Rhome (3/6/42) earned All-America honors at Sunset High School in Dallas. He and wife Sharon have three children— Shannon, Nicole and Brett.

## **Dave Wannstedt Defensive Coordinator/Linebackers**



While the offensive unit was receiving most of the spotlight, an outstanding defense was providing the foundation that gave Miami 34 victories and a national title during Dave Wannstedt's three seasons.

The Hurricanes finished second in the nation in scoring defense (10.1 points per game), second in total defense (242.0 yards per game), allowed only 2.2 yards per carry and recorded a team-record 50 sacks in 1988. During Wannstedt's tenure Miami allowed an average of 2.5 yards per carry and 10.9 points per game, while averaging 48 sacks a season.

In three seasons, Wannstedt's defense has turned out six All-Americans and 11 NFL draft choices, including five in the first two rounds.

Wannstedt was associated with Jimmy Johnson for nine of his 14 seasons as a collegiate assistant. The two first coached together at

Pittsburgh in 1977-78. Wannstedt then served under Johnson at Oklahoma State from 1979-82 and Miami from 1986-88. He was an assistant at USC from 1983-85.

An offensive tackle at the University of Pittsburgh from 1970-73, Wannstedt earned second-team All-East honors and was a captain on the 1973 Panthers team that featured freshman Tony Dorsett. Wannstedt was drafted by Green Bay in 1974 and spent a season on injured reserve before beginning his coaching career at his alma mater in 1975.

A native of Pittsburgh (5/21/52), David Raymond Wannstedt graduated from Baldwin High School. He and wife Jan have two children — Keri and Jami.



## **Bob Ward Conditioning**

Dr. Bob Ward has Cowboys players enthusiastically participating in his innovative conditioning programs, which include weightlifting, stamina conditioning, martial arts, flexibility training and nutrition.

Working with computers and emphasizing futuristic concepts, Ward directs the Cowboys' voluntary offseason conditioning program, using biomechanics to devise individual programs for each player. He also supplies each player with a training program during the season.

Ward was track coach for 11 years at Fullerton College in California before joining the Cowboys in 1976.

A graduate of Whitworth College in Spokane, Wash., Ward was an NAIA Little All-America in football and competed at the National NAIA track meet in the shot put and discus. He received his master's degree in physical education from the University of Washington and his doctorate from Indiana University.

Bob has trained extensively in the martial arts and taught Cowboys players various martial arts techniques that can be used in football. A past-member of Delta Force, a U.S. Army think-tank, he co-founded the National Association of Speed and Explosion. Ward also wrote "Sportspeed," a book on improving playing speed in all sports.

A native of Huntington Park, Calif. (7/4/33), Bob and wife Joyce have two children — Shannon and Erin.



## **Tony Wise Offensive Line**

Over the past four seasons, Tony Wise's front lines have provided the holes and protection that made the Hurricanes one of the nation's most dynamic offenses.

The Miami offensive line gave quarterbacks Vinny Testaverde and Steve Walsh the protection needed to earn All-America honors and, for Testaverde, a Heisman Trophy. In 1988 Walsh was sacked only once every 98 pass attempts. For the season, Miami quarterbacks were sacked a school record-low five times last year.

In 1988 the Hurricanes' offense also ran up an average of 452.5 yards per game, which is second in school history to the 461.5 average in 1985, when Wise was in his first year with Miami.

Wise's greatest challenge may have been when he was faced with having to start three players at new positions just days before the 1988 Orange Bowl that decided the national championship. The Hurricanes defeated Oklahoma, 20-14, in that game.

A college assistant for 16 seasons, Wise has been associated with Jimmy Johnson for 11 of the past 12 years. They were assistants together at Pittsburgh in 1977-78. Wise worked under Johnson at Oklahoma State from 1979-83 and at Miami the past four seasons. In 1984 he coached at Syracuse.

A letterman in football, lacrosse and hockey at Ithaca College, Wise began his coaching career at Albany State in 1973. He served one-year stints at Bridgeport, Central Connecticut State and Washington State before joining the University of Pittsburgh. Besides the past two seasons at Miami, Wise coached on the same staff with defensive assistant Dave Campo at Albany State in 1973, Bridgeport in 1974, Washington State in 1976 and Syracuse in 1984.

Anthony Charles Wise (12/28/51) graduated from Shaker High School in Latham, N.Y.





O'NEILL



LOCKER



COCHREN

## **KEVIN O'NEILL, Trainer**

Kevin O'Neill joined the Cowboys this spring after four years as head athletic trainer at the University of Miami.

A graduate of the University of Pittsburgh, O'Neill earned his master's degree in physical education from the University of Arizona, while serving as athletic trainer for Catalina High School in Tucson, Ariz. O'Neill spent three years as the assistant athletic trainer at the University of Tennessee, four years as head trainer at Oregon State, and one year at the University of Central Florida before joining the University of Miami.

For the past eight years he has served on the ethics committee for the National Athletic Trainers Association.

Kevin is a native of Pittsburgh, Penn. (8/2/54). He and his wife Anne have two children — McKenzie and Kaitlyn.

## **KEN LOCKER, Assistant Trainer**

Ken Locker works with Kevin O'Neill and supervises the Cowboys' medical rehabilitation program. Locker came to the Cowboys in 1973 after four years as assistant trainer and interim head trainer at North Texas State University.

Locker received his master's degree in physical education from Texas Women's University. He served two years as trainer of World Championship Tennis, traveling with the men's tour in 1975 and '76.

In 1982 Ken was trainer for NBC's "Survival of the Fittest" competition in New Zealand. He was on the executive board of the Professional Football Athletic Trainers Society and now chairs the student-trainer committee for National Athletic Trainers Association.

Ken is a native of Seminole, Texas (7/23/51). He and wife Pam live in Roanoke, Texas, with daughters Baylee Arrena and Berkley Anne.

## **DON COCHREN, Medical Records Coordinator**

Don Cochren joined the Cowboys in 1965 after experience in college, military and Canadian Football League training. Cochren becomes Medical Records Coordinator after 25 seasons as the team's trainer.

A graduate of Purdue, Cochren earned his physical therapy certificate at Pennsylvania. He was trainer at Case Institute (now Case-Western Reserve) in Cleveland for two years, with the Toronto Argonauts of the CFL for four years and at the University of New Hampshire for one year before coming to Dallas. He also served as a physical therapy officer in the Air Force for two years.

Don was one of 28 trainers selected from colleges and professional sports teams to serve the United States team at the 1980 Winter Olympics in Lake Placid, N.Y. In 1984 Don received the 25-year honor award from the National Athletic Trainers Association.

A native of Princeton, Ind. (2/6/32), Don and wife Jan have four children — Jan, Scott, Wendy and Chris.



**BLACKWELL**



**BUCHANAN**



**FOWLER**

### **ROBERT BLACKWELL, Video Director**

After eight seasons with Dallas, Robert Blackwell was named the team's Video Director in March. Blackwell is in charge of taping and editing all practices and games. He also edits opponents' tapes and handles all the Cowboys' photographic needs.

Blackwell shot coaching game films for basketball and football at Southern Methodist University from 1979-84.

After earning his degree in communications from Stephen F. Austin, Blackwell produced a film on the efforts to save the red wolf from extinction for the U.S. Fish & Wildlife Service. The following year he served as director of photography on a film about the North Atlantic Indian migrations for Gulf Oil and the State of Texas.

A native of Garland, Tex. (12/1/50), a Dallas suburb, Robert graduated from Garland High School. He and wife Diana live in Coppell, Tex., with son Nathaniel.

### **BUCK BUCHANAN, Equipment Manager**

William T. "Buck" Buchanan joined the Cowboys in 1973 after supervising athletic programs in the Air Force for 20 years.

SMSGt. Buchanan was a non-commissioned officer in charge of athletics and programs at the U.S. Air Force Academy Prep. School in Colorado Springs for four years. He was awarded the Bronze Star for his performance during a 1968-69 tour of duty in Thailand.

Buck was born in Ballinger, Texas (5/24/33). He and wife Geraldine have two children — Bucky and Julie and two grandsons, William Thomas Buchanan II and David Andrew Rodriguez.

### **JERRY FOWLER, Assistant Equipment Manager**

Jerry Fowler joined the Cowboys in 1979 after spending three years as the equipment manager for Plano High School.

Following his graduation from Plano in 1976, Fowler attended Richland Junior College where he majored in physical education for two years.

Jerry serves on the Board of Directors of the Auditory-Verbal Center in Dallas for hearing impaired children. He also runs an annual softball tournament to benefit the school.

Born in McKinney, Tex. (11/11/56), Jerry and his wife Kimberly live in Garland, Tex. with daughter, Brandy.

## PLAYER PERSONNEL



**Bob Ackles**  
Director of Player Personnel

In May, 1989 Bob Ackles was named the Cowboys' Director of Player Personnel. He will also oversee all player contracts.

Ackles joined the Cowboys in July, 1986 as the club's first director of pro personnel following the 11 years as general manager of the Canadian Football League's British Columbia Lions. He was considered one of the CFL's top administrators.

Bob performed virtually every administrative duty during a 32-year career with the B.C. Lions. He had the unique distinction of joining the club in its first year of operation in 1954 as a 16-year-old waterboy.

He worked his way through college as the Lions' equipment manager and became assistant general manager before being elevated to general manager in 1975. Part of Ackles' responsibilities was keeping tabs on NFL players, including annual visits to NFL training camps. He visited the Cowboys' training camp six times between 1978 and 1985.

Under Ackles' leadership, the Lions became one of the CFL's winningest teams, moved into a new stadium and built a new training facility. In 1985 the Lions won the Grey Cup, emblematic of the CFL championship.

Bob (9/16/38) and wife Kay have two sons, Steve and Scott.



**Dick Mansperger**  
Director of College Scouting

On May 13, 1989 Dick Mansperger, who has been with Dallas for 14 of the past 24 seasons, was named the Cowboys Director of College Scouting. Mansperger, who was a player scout the past five years, returned to the Cowboys in 1984 after nine seasons as the Player Personnel Director for Seattle.

While with the Seahawks, Mansperger helped turn the 1976 expansion franchise into a winning team in three seasons. By 1983, Seattle was in the AFC championship game.

Mansperger originally came to Dallas as a player scout in 1965. He coached at Iowa in 1966 before returning to the Cowboys the next season. In 1972 he was named the team's Director of Player Personnel.

After playing under Dan Devine and Frank Kush at Arizona State, Mansperger joined the Sun Devils coaching staff in 1958. He became head coach at Palo Verde, Calif. Junior College in 1959, then coached at West Texas State in 1961 before returning to Arizona State in 1962. After one season, he moved on to UCLA where he coached in 1963-64.

A native of Blythe, Calif. (5/7/33), Mansperger attended Palo Verde High School.

## **John Wooten** **Director of Pro Personnel**

John Wooten was named the Cowboys' Director of Pro Personnel on May 13, 1989. Wooten joined Dallas in 1975 as a player scout.

After playing 10 seasons in the NFL, nine with Cleveland and one with Washington, Wooten served as a player agent until 1974.

Following a college career at Colorado where he received All-America honors, Wooten was drafted in the fifth round by Cleveland in 1959. He started at guard for nine seasons, including the 1965 campaign when the Browns shutout Baltimore, 27-0, in the NFL championship game. He was named to the Sporting News NFL All-Star Team in 1965 and twice played in the Pro Bowl. In 1979 the Cleveland fans named Wooten to the Browns All-Time All-Star Team.

Wooten (12/5/36) lettered in football and as a center led Carlsbad, N.M. High School to two state basketball championships. He and wife, Beverly, live in Dallas with their son, John David.



## **Jim Garrett** **Scout**

Jim Garrett, who spent 23 of the past 24 seasons as either a coach or a scout in the NFL, re-joined Dallas in 1987.

Garrett previously scouted for Dallas in 1968-69 and 1974-75. Prior to his first stint in Dallas, Garrett served two seasons as a scout for the BLESTO scouting service. He then served as an assistant coach with the N.Y. Giants from 1970-74 before returning to Dallas.

Garrett was also an assistant coach with New Orleans (1976-77) and Cleveland (1978-84). After a season as the head coach at Columbia, he scouted for Buffalo in 1985.

An all-conference fullback at Utah State, Garrett played for Philadelphia (1954), the British Columbia Lions (1955), the N.Y. Giants (1956) and the Ottawa Roughriders (1957). He began his coaching career as an assistant at the Coast Guard Academy in 1958. After one season at Lehigh, Garrett became head coach and athletic director at Susquehanna University where he compiled a 40-3-1 record and was inducted into the school's hall of fame.

The Rutherford, N.J., native (6/19/30) and his wife, Jane, have eight children — Jim, Jane, Jennifer, Janine, Jill, John, Jason and Judd. John went to training camp as a free agent wide receiver with Dallas in 1988.






## **Walter Juliff** **Scout**

Walter Juliff begins his second season as a scout for the Cowboys after two years in the same capacity with Pittsburgh and one with the BLESTO scouting combine.

In 1983-84 Juliff was receivers coach at Texas where he worked with Cowboys wide receiver Everett Gay. Prior to joining the Longhorns staff, Juliff coached football, track and baseball at Cooper High School in Abilene (1980), Kingwood High School in Houston (1981) and Tivy High School in Kerrville (1982). In all three seasons his teams advanced to the state playoffs, including a state title.

He was an assistant at Angelo State in 1978 when the Rams won the NCAA Division II national championship and in 1979 when they went undefeated before losing in the national semi-finals.

A native of San Angelo, Tex. (6/22/56), Walter earned all-state honors in football and was the state hurdling champion in high school. He was the national AAU hurdling champion and qualified for the Olympic trials in 1976. Juliff, who lives in Austin, Tex., earned his bachelor's degree from Angelo State and his M.B.A from Texas. He and Cowboys quarterbacks coach Jerry Rhome are cousins.



## **Ron Marciniak** **Scout**

Ron Marciniak, who enters his seventh season with the Dallas Cowboys, came to Dallas after a year with the National NFL scouting combine.

Marciniak coached 23 years on the collegiate level, including four seasons as the head coach at Dayton. In 1973 the Flyers recorded their best record under a first-year coach in 16 seasons.

His collegiate coaching career began as an assistant at Arizona (1959-66). He then worked at Southern Illinois (1967-68), Tulsa (1969), Northwestern (1970-72), Miami (1977-78) and Colorado (1979-81).

After earning All-Big Eight honors at guard for Kansas State in 1954, the N.Y. Giants drafted Marciniak in the seventh round. Before the start of his rookie season, he was traded to Washington where he played in 1955. Sandwiched between two seasons with Toronto of the Canadian Football League, Marciniak served as player/coach for the Fort Bliss, Tex., team while in the Army in 1957.

A native of Pittsburgh, Penn., (7/16/32), Ron starred in football and wrestling at St. George High School. He and wife, Janet, have five children — Michael, Michelle, Melody, Mary-Jo, and Marie.

## **Jeff Smith Staff Scout**

Jeff Smith enters his sixth season as a player scout for Dallas. Prior to joining the Cowboys Smith spent four years as a member of the Seahawks scouting staff after working three years on a part-time basis for the scouting department. A graduate of Washington State University, he played football at both Washington State and the University of Hawaii. He began his coaching career as an assistant at Clarkston High in Clarkston, Wash., in 1969 while finishing work on his degree in science education and mathematics at WSU. After coaching at Kalles Junior High in Puyallup and South Mercer Island Junior High, he was an assistant at Mercer Island High for four years.



## **Walt Yowarsky Scout**

Walt Yowarsky joined the Cowboys in 1977 with 25 seasons of experience as either a player, an assistant coach or a scout in the NFL. He came to Dallas following three years with QUADRA, an NFL scouting combine.

Drafted by Washington as an offensive and defensive lineman in the second round in 1951, Yowarsky played until midway through the 1952 season when he went into the Air Force. After returning in 1954, he was traded from the Redskins to Detroit then from the Lions to the N.Y. Giants in 1955.

While he was with the Giants they twice played in the NFL Championship game, including a 47-7 win over Chicago for the title in 1956. Following four seasons in New York, he finished his playing career in San Francisco in 1959.

Yowarsky returned to the Giants as a scout and assistant coach in 1959. After two seasons, he joined the initial coaching staff in Minnesota where he coached for six years. He then moved on as an assistant coach at New Orleans (1967-68), Atlanta (1969-70), Houston (1971) and San Diego (1972-73).

In the 1951 Sugar Bowl, Yowarsky earned Most Valuable Player honors as he led Kentucky to a 13-7 win over Oklahoma that ended the Sooners' 33-game winning streak. He played three seasons for the Wildcats under Paul "Bear" Bryant.

A native of Cleveland (5/10/28), Walt and his wife, Bobbie, have three children — Michael, Lisa and Van.



# THE STAFF



**Greg Aiello**  
Public Relations Director



**Marge Anderson**  
Coaching Secretary



**Robert Brock**  
Scouting  
Administrative Aide



**Allan Cariker**  
Computer Manager



**Kathy Coleman**  
Mailroom/Supplies



**Brett Daniels**  
Public Relations Intern



**Beth Egan**  
Administration Secretary



**Steve Forgy**  
Building Supervisor



**Wanda Forgy**  
Switchboard Operator



**John Garza**  
Security



**Craig Gieber**  
Administrative Aide



**Barbara Goodman**  
Coaching Secretary



**William Griffith**  
Groundskeeper



**Dee Dee Ground**  
Administration Secretary



**Melissa Harmon**  
Coaching Secretary



**Tammy Hirschfeld**  
Ticket Sales



**Steve Hoffman**  
Kicking Coach



**Vickie Holman**  
Scouting Secretary



**Louis Jackson**  
Equipment Assistant



**Otis Jackson**  
Equipment Assistant



**Robert Jackson**  
Equipment Assistant



**Jim Lancaster**  
Controller



**Marcia Lavine**  
Ticket Manager



**Debbie McBride**  
Accounting



**Jim Maurer**  
Training Intern



**Bruce Mays**  
Administrative Assistant



**Connie Medina**  
Scouting Secretary



**Pat Miller**  
Accounting



**Jerri Mote**  
Receptionist



**Steve Orsini**  
Director of Administration



**Deana Patterson**  
Public Relations Secretary



**Andrea Payne**  
Ticket Sales



**David Pelletier**  
Assistant Public  
Relations Director



**Bill Petty**  
Security



**Mary Reed**  
Ticket Sales



**Stephanie Reynolds**  
Administration Secretary



**Angela Rodriguez**  
Maintenance



**Ruben Rodriguez**  
Maintenance



**Dr. Robert Vandermeer**  
Team Physician



**Larry Wansley**  
Director of Counseling



**Bill Westfall**  
Security



**Sandra Woods**  
Ticket Sales



**Kevin Wynn**  
Video Assistant



**Dr. J.R. Zamorano**  
Team Internist



# What To Look For In 1989

**The Cowboys** winning their 22nd league opener in the past 25 seasons. Dallas holds the NFL record of 17 straight opening-game victories from 1965-81. The Cowboys are the best opening-day team in NFL history with a 22-6-1 (.776) record.

**The Cowboys** improving their all-time Texas Stadium record of 104-40 (.722), including playoff games, from 1971-88.

**The Cowboys** improving their NFC-best 41-23 (.641) record against the AFC in games against Miami and Kansas City.

**The Cowboys** improving their 14-6-1 (.691) record on Thanksgiving Day. In the game immediately following the Thanksgiving Day game the Cowboys record is 16-5 (.762). In all games following the Thanksgiving Day game Dallas has a record of 40-23 (.635).

**Everson Walls** moving in on the Cowboys' career interception record. With 44 career steals he needs eight to catch Mel Renfro, who holds the club record of 52. Walls, who enters his ninth NFL season, is third among active interceptors in the NFC behind Green Bay's Dave Brown (56 in 14 seasons) and Minnesota's John Harris (50 in 11 seasons). Walls also will be looking to lead the NFL in interceptions for the fourth time and Dallas in interceptions for the sixth time. No player has ever led the league more than two seasons or the Cowboys more than four seasons.

**Herschel Walker** reaching the 6,000-yard rushing-receiving and the 7,000-yard rushing-receiving plateaus faster than any Cowboys player. After 44 career games Walker has gained 5,199 yards from scrimmage. Tony Dorsett holds both records. He achieved the 6,000-yard mark in his 60th game and the 7,000-yard mark in his 67th game.

**Ed Jones** breaking a club record he shares with four others by playing in his 15th season with the Cowboys. Bob Lilly (1961-74), Lee Roy Jordan (1963-76), Jethro Pugh and Randy White (1975-88) also played 14 years with Dallas. Ed can also pass Randy White's team mark of 209 regular-season games played. Too Tall has played in 208 games.

**Ed Jones** recording his 1,000th tackle. Jones enters the 1989 season with 993 career tackles (665 solo, 328 assist) in 14 seasons. He also will be looking to add to his 82 passes batted down in the past nine seasons.

**Tom Rafferty** playing in his 200th regular-season game. Rafferty, who played in 167 straight games from 1976-87, enters 1989 having played in 192 games. He started 175 of those 192.

**Timmy Newsome** and **Herschel Walker** moving up on the Cowboys' all-time receiving list. Newsome is in ninth position with 212 catches, just in front of Walker, who enters 1989 with 189 receptions, tying him with Preston Pearson for the 10th spot. Within reach of Newsome and Walker are Ron Springs (222 catches), Billy Joe DuPree (267) and Frank Clarke (281).

**Herschel Walker** also can climb the club's all-time rushing list. Walker is sixth with 3,142 yards. He can pass Walt Garrison (3,886), Robert Newhouse (4,784) and Calvin Hill (5,009) in 1989. Herschel also will be looking for his third straight Pro Bowl appearance and second consecutive NFC rushing title.

**Darryl Clack** returning more kickoffs than any player in team history. Entering his fourth season, Clack has returned 80 kickoffs. Only Mel Renfro, with 85 returns from 1964-77, has returned more kickoffs for Dallas.

# How The Cowboys Were Built

There were 57 players active with the Cowboys in 1988.  
Here's a look at how they came to Dallas:

## FROM THE DRAFT:

- 1974**—Ed Jones (1st, Tennessee State); Danny White (3rd, Arizona State).
- 1975**—Randy White (1st, Maryland); Mike Hegman (7th, Tennessee State).
- 1976**—Tom Rafferty (4th, Penn State).
- 1979**—Doug Cosbie (3rd, Santa Clara).
- 1980**—Timmy Newsome (6th, Winston-Salem).
- 1981**—Glen Titensor (3rd, Brigham Young).
- 1982**—Jeff Rohrer (2nd, Yale).
- 1983**—Jim Jeffcoat (1st, Arizona State).
- 1984**—Victor Scott (2nd, Colorado); Steve DeOssie (4th, Boston College); Steve Pelleur (5th, Washington); Eugene Lockhart (6th, Houston).
- 1985**—Kevin Brooks (1st, Michigan); Crawford Ker (3rd, Florida); Herschel Walker (5th, Georgia).
- 1986**—Darryl Clack (2nd, Arizona State); Mark Walen (3rd, UCLA); Thornton Chandler (6th, Alabama); Garth Jax (11th, Florida State).
- 1987**—Danny Noonan (1st, Nebraska); Ron Francis (2nd, Baylor); Jeff Zimmerman (3rd, Florida); Kelvin Martin (4th, Boston College); Everett Gay (5th, Texas); Kevin Sweeney (7th, Fresno State); Kevin Gogan (8th, Washington).
- 1988**—Michael Irvin (1st, Miami); Ken Norton (2nd, UCLA); Dave Widell (4th, Boston College); Scott Secules (6th, Virginia); Mark Higgs (8th, Kentucky); Billy Owens (10th, Pittsburgh).

## SIGNED AS FREE AGENTS:

- 1981**—Michael Downs (Rice); Everson Walls (Grambling).
- 1983**—Bill Bates (Tennessee); Mark Tuinei (Hawaii).
- 1984**—Vince Albritton (Washington).
- 1985**—Mike Saxon (San Diego State).
- 1986**—Manny Hendrix (Utah); Nate Newton (Florida A&M).
- 1987**—Ray Alexander (Florida A&M); Ron Burton (North Carolina); Kelvin Edwards (Liberty); Steve Folsom (Utah); Jeff Hurd (Kansas State); Roger Ruzek (Weber State); Daryle Smith (Tennessee); Bob White (Rhode Island); Robert Williams (Baylor).
- 1988**—Cornell Burbage (Kentucky); Garry Cobb (USC).

## IN TRADES:


- 1987**—Rod Barksdale (Arizona, from L.A. Raiders for Ron Fellows).

## SUPPLEMENTAL DRAFT:

- 1984**—Todd Fowler (1st, Stephen F. Austin).



# THE PLAYERS





## Vince Albritton ★ 36

**SAFETY • WASHINGTON • 6th YEAR**  
**HT: 6-2 • WT: 214 • BORN: 7/23/62 • FA FOR '84**

**PRO:** Heading into training camp in 1988, Vince Albritton was given a good shot at becoming a starting safety. However, last season turned into a disappointing one for Albritton due to injuries. In the second week of preseason against the Raiders (8/13), he suffered a deep bruise to his left thigh and was placed on injured reserve until Oct. 28. In his first game after he was activated, Albritton forced a fumble when he sacked the Cardinals' Neil Lomax. Two weeks later he recorded another sack before injuring his right thigh. After missing two more games, Albritton returned to have six tackles in each of the final two contests. His two sacks led all Cowboys defensive backs. In 1987 Albritton, who was named the Cowboys special teams player of the year, had a career-high 11 tackles against St. Louis in the season finale. After earning a spot on the roster as a free agent defensive back in 1984, Albritton was moved to linebacker in 1985. He pulled a hamstring in training camp his second season and was placed on injured reserve after the San Diego preseason game. Albritton was re-activated with seven games remaining and played well on special teams and as a linebacker in the 4-0 defense. In his first career start at strong safety in place of injured Bill Bates in 1986 against Washington (10/12), Albritton had four tackles and recovered a fumble to set up a touchdown. **GAMES/STARTS:** 1984 (16/0), 1985 (7/1), 1986 (16/1), 1987 (11/1), 1988 (6/0). Total — 56/3.

**COLLEGE:** Albritton played safety, linebacker and cornerback at Washington. Playing strong safety his senior year, he led the Husky secondary in tackles and played in the Japan Bowl. An honorable mention All-West Coast and second team All-Pac 10 pick in 1983, Albritton was a teammate of Steve Pelluer at Washington.

**PERSONAL:** Vince Denader Albritton attended McClymonds High School, where he concentrated mostly on baseball. He led the football team to the Oakland Athletic League title in his senior year when he intercepted a league-leading and school-record eight passes earning him All-OAL honors. This offseason Vince participated in a fashion show that benefitted the Dallas Children's Medical Center cancer fund in Dallas. He majored in speech communications at Washington.

### ALBRITTON'S COWBOYS TOTALS

Tackles — QB Traps					Opponents' Fumbles Recovered					
Year	Solo	Asst.	Tot.	Tps.	Year	No.	Yds.	Avg.	Long	TD
1984	4	4	8	1	1984	1	0	0.0	0	0
1985	5	3	8	0	1986	2	0	0.0	0	0
1986	27	15	42	0	Totals	3	0	0.0	0	0
1987	23	12	35	0						
1988	16	2	18	2						
<b>Totals</b>	<b>75</b>	<b>36</b>	<b>111</b>	<b>3</b>						

## Ray Alexander ★ 87

WIDE RECEIVER • FLORIDA A&M • 3rd YEAR  
HT: 6-4 • WT: 193 • BORN: 1/8/62 • FA FOR '87



**PRO:** While most players only have to worry about the coaches watching the game tapes, Ray Alexander is concerned with another pair of eyes scrutinizing his performance. In Miami his grandfather, Leonard Walker, who owns a satellite dish, never misses a Cowboys game or a chance to critique Alexander. "He'll say, 'Boy, you dropped that pass and I wouldn't be on you if I didn't know you could have had it.'" In 1988 their conversations were mostly positive. Alexander led the Cowboys in receptions, receiving yards, and his six touchdown catches were the most on the Cowboys since 1985. He was also the Cowboys best clutch receiver. Against Atlanta (9/25) on a third-and-eight with Dallas trailing by six and 1:48 remaining, Alexander caught a 29-yard touchdown pass. Almost a third of his 54 catches gave Dallas either a first down (11 times) or a touchdown (5) on third or fourth-down situations. His most spectacular scoring grab came against Cincinnati (11/20) when he tipped the ball twice then caught it as he was landing on his back. One of the toughest NFL wide receivers to bring down, there were several times when Alexander broke two or three tackles before he was finally stopped. Of the Cowboys four 100-yard receiving days in 1988, Alexander had three, including a career-high 112 yards on eight catches in Philadelphia (10/23). A week later he caught his longest NFL pass, a 50-yard touchdown against Phoenix. Signed as a free agent by Dallas, Alexander spent the 1987 season on injured reserve after breaking his left wrist in training camp. He finished second in the Canadian Football League in receiving yards with 1,590 and third in catches with 88 while playing for Calgary in 1986. He was also named to the West Division All-Star team that year. Alexander joined Calgary in 1985 after playing eight games for Denver in 1984. GAMES/STARTS: 1984 (8/0-Denv.), 1987 (IR), 1988 (16/11). Total — 24/11 (16/11-Dallas).

**COLLEGE:** A three-time All-Mid Eastern Athletic Conference pick at Florida A&M, Alexander was named the 1983 MEAC Offensive Player of the Year. He holds school records for catches, receiving yards and receiving TDs in a game, a season and a career. As a senior he caught 57 passes for 1,057 yards. Alexander was a teammate of Thornton Chandler in 1981 and Nate Newton from 1980-82 at Florida A&M, which also produced Bob Hayes.

**PERSONAL:** Vernest Raynard Alexander was born in Miami, Fla. and grew up in Mobile, Ala., where he attended John S. Shaw High School. He majored in commercial art at Florida A&M. He and his wife, Marcel, live in Coppell, Tex. with son, Vernest Cardan (4/29/83).

### ALEXANDER'S CALGARY TOTALS

Year	Receiving				
	No.	Yds.	Avg.	Long	TD
1985	22	361	16.4	44	1
1986	88	1590	18.1	59	10
Totals	110	1951	17.7	59	11

### ALEXANDER'S DENVER TOTALS

Year	Receiving				
	No.	Yds.	Avg.	Long	TD
1984	8	132	16.5	41	1

**ALEXANDER, Cont.****ALEXANDER'S COWBOYS TOTALS****Receiving**

Year	No.	Yds.	Avg.	Long	TD
1988	54	788	14.6	50t	6

**SINGLE-GAME CAREER HIGHS****Regular Season**

Recpt. — 8 (10/23/88 @ Philadelphia)  
 Yds. Rec. — 112 (10/23/88 @ Philadelphia)  
 Lg. Recpt. — 50t (10/30/88 vs. Phoenix)  
 TD Recpt. — 1 (6 times, 1st. 11/20/88 vs. Cinn.)

**Bill Bates ★ 40****SAFETY • TENNESSEE • 7th YEAR****HT: 6-1 • WT: 200 • BORN: 6/6/61 • FA FOR '83**

**PRO:** Last season the storybook career of Bill Bates added yet another successful chapter. With 124 tackles, Bates not only led the Cowboys but wiped out his former career-high of 87 from 1986.

He also led Dallas in solo tackles with 85 and finished second on the team in special teams tackles with 22. Bates began 1988 quickly with a career-high 14 tackles and an interception against the Giants in the season's third game. In the next game against Atlanta, Bates recorded 10 tackles, a half-sack, knocked down two passes and recovered a fumble. He led the team in tackles in six games and tallied 10-or-more tackles in five games. Bates' career with the Cowboys is filled with unexpected achievements. After making the club as a little-known free agent in 1983, he became a fan-favorite with his spectacular special teams play. He was named the NFL Alumni's Special Teams Player of the Year his first two seasons and in 1984 became the first NFC special teams player named to the Pro Bowl. Although his instincts are to make contact not avoid it, Bates led Dallas in punt returns in 1985. After leading all non-starters in tackles his first three seasons, Bates became the starting strong safety in 1986. He led all defensive backs in sacks in 1986 and 1987 when he also finished second on the team with 81 tackles. **GAMES/STARTS:** 1983 (16/1), 1984 (12/2), 1985 (16/0), 1986 (15/15), 1987 (12/11), 1988 (16/16). Total — 87/45.

**COLLEGE:** Bates played both safety positions in four years as a starter at Tennessee. He was named second-team All-Southeastern Conference his junior and senior seasons. Bates was known as the Vols hardest hitter, surest tackler and a team leader. He intercepted nine passes and recovered six fumbles in his career.

**PERSONAL:** William Frederick Bates was born and raised in Knoxville, Tenn., where he excelled in football, basketball and as a sprinter on the track team at Farragut High School. He was all-state in football

## BATES, Cont.

and basketball. A 1985 NFL Man of the Year finalist, Bill supports the United Way, the Dallas-area Boys Clubs, the Special Olympics in Tennessee, the United Children's Fund of Dallas and the March of Dimes. He's honorary chairman of the annual Wednesday's Child golf tournament benefitting orphans. Bill participates in and is a supporter of the FCA. Bill and wife Denise, a fashion model, live in North Dallas with triplets, Graham William, Brianna Gail and Hunter James (5/24/89).

### BATES' COWBOYS TOTALS

Year	Pass Interceptions				
	No.	Yds.	Avg.	Long	TD
1983	1	29	29.0	29	0
1984	1	3	3.0	3	0
1985	4	15	3.8	8	0
1987	3	28	9.3	28	0
1988	1	0	0.0	0	0
Totals	10	75	7.5	29	0

Year	Tackles — QB Traps			
	Solo	Ast.	Tot.	Tps.
1983	54	30	84	4
1984	38	14	52	5
1985	38	13	51	1
1986	50	37	87	2½
1987	46	35	81	3
1988	85	39	124	½
Totals	311	168	479	16

### Opponents' Fumbles Recovered

Year	No.	Yds.	Avg.	Long	TD
1983	2	0	0.0	0	0
1984	1	0	0.0	0	0
1988	1	0	0.0	0	0
Totals	4	0	0.0	0	0

### Punt Returns

Year	No.	FC	Yds.	Avg.	Long	TD
1985	22	6	152	6.9	21	0





## Cornell Burbage ★ 82

WIDE RECEIVER • KENTUCKY • 3rd YEAR  
HT: 5-10 • WT: 189 • BORN: 2/22/65 • FA FOR '88

**PRO:** When the Cowboys re-signed Cornell Burbage midway through the 1988 season, he was mainly for insurance due to several injured wide receivers. However, Burbage created a spot for

himself as a kick returner. With a 22.4 average Burbage finished second in the NFC, which was the highest finish ever by a Cowboys' kickoff returner. The previous best came in 1971 when Cliff Harris placed fourth. Against Cincinnati (11/20) Burbage averaged 29.0 yards on three returns. Four days later against Houston he returned one 53 yards, the longest by a Cowboy since Gordon Banks' 56 yarder @ St. Louis in 1986. Burbage did contribute as a receiver with a spectacular 41-yard grab at Cleveland (12/4). In two seasons with the Cowboys, Burbage averaged 24.2 yards per reception. Originally signed as a free agent by Dallas in 1987, Burbage was released in training camp, brought back for three games then waived again. Against Philadelphia he caught three passes for 110 yards, including a 77-yard touchdown. Dallas brought Burbage to training camp in 1988 but released him before the season began. GAMES/STARTS: 1987 (3/2), 1988 (10/0). Total — 13/2

**COLLEGE:** Burbage caught 24 passes for 331 yards for Kentucky in 1986. He finished third in the SEC in kickoff returns with a 23.1 average and fifth in the SEC in punt returns with 6.7 average. In 1985 he caught a career-high seven passes for 131 yards against Mississippi State on his way to leading the Wildcats in receiving yards with 418. He finished his career with 64 receptions for 988 yards and played in the Blue-Gray game following the 1986 season.

**PERSONAL:** Cornell Rodney Burbage earned all-state honors in football and track at Bryan Station High School in Lexington, Ky. A math major at Kentucky, he has a son, Cornell Rodney Burbage II.

### BURBAGE'S COWBOYS TOTALS

Year	No.	Receiving				Year	No.	Punt Returns				
		Yds.	Avg.	Long	TD			FC	Yds.	Avg.	Long	TD
1987	7	168	24.0	77t	2	1987	5	1	29	5.8	13	0
1988	2	50	25.0	41	0	Kickoff Returns						
Totals	9	218	24.2	77t	2	1988	20	448	22.4	53	0	



## Ron Burton ★ 57

LINEBACKER • NORTH CAROLINA • 3rd YEAR  
HT: 6-1 • WT: 245 • BORN: 5/2/64 • FA FOR '87

**PRO:** Once Ron Burton became comfortable with his change from the middle to the outside last year, he began to make big contributions to the Cowboys defense. Named the starter at left

## BURTON, Cont.

linebacker in training camp, Burton excelled in the last half of the season. He recorded 41 tackles, two sacks, four passes defended and forced a fumble in the final eight games of 1988. He finished the season with five passes defended to lead all linebackers. Against Phoenix (10/30) Burton recorded his first NFL sack. The surprise of the 1987 season, Burton was the only rookie free agent to make the team out of training camp. He led the club in special teams tackles but made a big impression late in the season. Due to injuries Burton started two of the final three games in 1987 at middle linebacker. In the season finale against St. Louis, he recorded 17 tackles, knocked down three passes and forced a fumble. GAMES/STARTS: 1987 (12/2), 1988 (16/15). Total — 28/17.

**COLLEGE:** A two-year starter at defensive end, Burton was named North Carolina's outstanding defensive lineman in 1986 after leading the Tar Heels in sacks with eight. He had 15 sacks and 161 tackles during his career.

**PERSONAL:** Ronald Leon Burton was an all-state linebacker at Highland Springs, Va., High School, where he also starred in basketball. He earned a degree from North Carolina in industrial relations. In his spare time Ron enjoys playing golf and listening to music. He and wife, Andrea, live in Irving, Tex. with their son, Ronald Leon, Jr. (5/26/89).

### BURTON'S COWBOYS TOTALS

Year	Tackles — QB Traps				Opponents' Fumbles Recovered					
	Solo	Ast.	Tot.	Tps.	Year	No.	Yds.	Avg.	Long	TD
1987	18	11	29	0	1987	1	0	0.0	0	0
1988	42	32	74	2	1988	1	0	0.0	0	0
Totals	60	43	103	2	Totals	2	0	0.0	0	0

## Thornton Chandler ★ 89

TIGHT END • ALABAMA • 4th YEAR  
HT: 6-5 • WT: 240 • BORN: 11/27/63 • D-6A FOR '86

**PRO:** After splitting time at tight end in the first four games, Thornton Chandler was named the Cowboys' No. 1 tight end heading into the New Orleans game (10/3). In that first start of 1988, he caught a career-long 29 yarder. Thornton went on to catch at least one pass in 11 of the final 12 games. His 18 catches for 186 yards last year were more than his combined totals from the previous two seasons. The sleeper of the Cowboys' 1986 college draft, Chandler, who was already known as a good blocker, surprised coaches with his receiving ability. The fifth tight end taken in the 1986 draft, Chandler's first two pro catches went for touchdowns. GAMES/STARTS: 1986 (15/1), 1987 (12/1), 1988 (16/12). Total — 43/14.

**COLLEGE:** Thornton Chandler finished third on the Alabama squad with 16 catches for 244 yards in 1985 and was considered one of the most improved players on the Crimson Tide. In three seasons Chandler averaged 15.8 yards per catch (32-504), including a career-long 52 yarder



**CHANDLER, Cont.**

against Mississippi in 1983. He played Florida A&M as a freshman in 1981 before transferring to Alabama.

**PERSONAL:** A native of Jacksonville, Fla., Thornton Greene Chandler was an All-America tight end at Raines High School. As a senior he caught 10 passes for 170 yards and two touchdowns against Lake City. Chandler's father, Tommy, was a defensive end on the same Matthew Gilbert High School team as former Cowboys receiver Bob Hayes. Chandler's father and Hayes also played together at Florida A&M. Thornton majored in recreation administration at Alabama. He has a son, Thornton Chandler, Jr. (6/10/80).

**CHANDLER'S COWBOY TOTALS**

Receiving					
Year	No.	Yds.	Avg.	Long	TD
1986	6	57	9.5	15	2
1987	5	25	5.0	9	1
1988	18	186	10.3	29	1
Totals	29	268	9.2	29	4



## Darryl Clack ★ 42

**RUNNING BACK • ARIZONA STATE • 4th YEAR**  
**HT: 5-10 • WT: 220 • BORN: 10/29/63 • D-2 FOR '86**

**PRO:** There have been shorter wars than the time between handoffs for Darryl Clack. While he was lost in the Tony Dorsett-Herschel Walker backfield, Clack saw 37 games pass between the Minnesota game last year and the fourth game of the 1986 season when he last ran a play from scrimmage. Despite the lack of playing time in the backfield, Clack played well over the season's final weeks. In the last six games he gained 54 yards rushing and caught 17 passes for 126 yards. Entering 1988 he had 19 yards rushing and caught one pass for 18 yards. Against Cleveland (12/4) he scored his first NFL touchdown on a seven-yard reception. Between carries Clack was busy becoming one of the top kickoff returners in team history. His career average of 21.8 ranks third on the Cowboys all-time list. With 80 career kickoff returns Clack can pass Mel Renfro's club record of 85 this season. In 1988 he finished third in the NFC with a 21.6 kick return average. He was awarded a special teams game ball from the coaches for the Phoenix win (9/12). Clack finished seventh in the NFC in kick returns in 1987 and would have placed fifth in 1986, but he was one return short of qualifying. Against the Redskins at RFK his rookie season, Clack had a career-long 51-yard kickoff return. **GAMES/STARTS: 1986 (16/0), 1987 (12/0), 1988 (15/0). Total — 43/0.**

**COLLEGE:** A four-year starter and two-time All-PAC 10 selection, Clack suffered a fractured fibula in the second game of his senior year and missed the final seven games of the regular season. He rushed for 1,052 yards and caught 32 passes for 385 yards his junior year. Clack became the first player in Arizona State history to gain over 100 yards rushing and receiving in the same game.

## CLACK, Cont.

**PERSONAL:** A native of San Antonio, Tex., Darryl Earl Clack moved to Security, Colo., following the eighth grade. He earned all-state football honors, was an eight-time Colorado dash champion and lettered in basketball at Widefield High School. A member of the Sun Devils track team for three years, Clack majored in physical education at Arizona State. In the offseason he contributed his time to youth football camps in Victorville, Calif.

### CLACK'S COWBOYS TOTALS

Rushing					Receiving						
Year	No.	Yds.	Avg.	Long	TD	Year	No.	Yds.	Avg.	Long	TD
1986	4	19	4.8	8	0	1986	1	18	18.0	18	0
1988	11	54	4.9	17	0	1988	17	126	7.4	18	1
Totals	15	73	4.9	17	0	Totals	18	144	8.0	18	1

Kickoff Returns					
Year	No.	Yds.	Avg.	Long	TD
1986	19	421	22.2	51	0
1987	29	635	21.9	48	0
1988	32	690	21.6	40	0
Totals	80	1746	21.8	51	0

## Gary Cobb ★ 59

LINEBACKER • SOUTHERN CALIFORNIA • 11th YEAR  
HT: 6-2 • WT: 233 • BORN: 3/16/57 • FA FOR '88



**PRO:** After joining the Cowboys just prior to the regular-season last year, Garry Cobb looked like a man who had been playing in Dallas for 10 years, not a man who had been released by the team a decade earlier. Signed by the Cowboys on Aug. 25, three days after his release by Philadelphia, Cobb was the regular at right linebacker by the third game. Not only did Cobb immediately excel on the field, but just as quickly he became a leader in the Cowboys locker-room. Against the Giants (9/18) in his first start with Dallas, Cobb tallied a season-high 10 tackles, a sack, knocked down one pass and forced a fumble. The next week vs. Atlanta he had 2½ sacks to go along with another 10-tackle performance. Despite starting only 14 games, Cobb tied for the team lead in sacks and finished third in tackles. His 7½ sacks last year are a career-high and the most by a Cowboys linebacker since 1983 when Anthony Dickerson had 10½. Cobb, who was drafted by Dallas in the ninth round in 1979, spent three seasons with the Eagles where he started at both outside linebacker positions. Cobb's best season with Philadelphia came in 1986 when he recorded 102 tackles, six sacks, one interception, one fumble recovery and two forced fumbles. The Eagles acquired Cobb from Detroit for running back Wilbert Montgomery in Aug., 1985. He spent six seasons in Detroit, four as a starter. The Lions signed Cobb in 1979 after he was released by Dallas in preseason. GAMES/STARTS: 1979 (8/0-Det.), 1980 (16/0-Det.), 1981 (16/16-Det.), 1982 (6/6-Det.), 1983 (15/15-Det.), 1984 (16/16-Det.), 1985 (16/16-Phil.), 1986 (16/16-Phil.), 1987 (12/7-Phil.), 1988 (16/14). Total — 137/106 (16/14-Dallas).

**COBB, Cont.**

**COLLEGE:** While at USC Cobb played on teams that won two national titles and the 1977 and 1979 Rose Bowls. Cobb also played two seasons at centerfield for the USC baseball team and was offered contracts by California and the Chicago Cubs.

**PERSONAL:** Garry Cobb was a football and basketball All-America at Stamford, Conn., High School. He worked in broadcasting in Detroit and in both broadcasting and real estate in Philadelphia. The Eagles' 1987 NFL Man of the Year for his charity contributions, Cobb supports an amateur baseball team in Stamford, Ct. and was named as one of the "Outstanding Young Men in America" by the U.S. Jaycees in 1984. Garry works with the Big Brothers and Sisters of Dallas and speaks to school-age children about building self esteem and believing in themselves. He earned his degree in sociology from USC. Garry and wife, Gwen, live in Cherry Hill, N.J. with their three children — Allie, 10; Garry II, 7 and Allyse, 3.

**COBB'S LIONS TOTALS**

Tackles — QB Traps				Interceptions			
Year	Solo	Ast.	Tot. Tps.	Year	No.	Yds.	Avg. TD
1979	11	1	12 — 0	1981	3	32	10.7 0
1980	19	8	27 — 0	1982	2	12	6.0 0
1981	79	42	121 — 2½	1983	4	19	4.8 0
1982	26	7	33 — 0	Totals	9	63	7.0 0
1983	109	41	150 — 1				
1984	95	33	128 — 3				
Totals	339	132	471 — 6½				

**COBB'S EAGLES TOTALS**

Tackles — QB Traps				Interceptions			
Year	Solo	Ast.	Tot. Tps.	Year	No.	Yds.	Avg. TD
1985	55	42	97 — 5	1986	1	3	3.0 0
1986	64	38	102 — 6				
1987	46	14	60 — 1				
Totals	165	94	259 — 12				

**COBB'S COWBOY TOTALS**

Tackles — QB Traps				Opponents' Fumbles Recovered			
Year	Solo	Ast.	Tot. Tps.	Year	No.	Yds.	Avg. TD
1988	54	50	104 — 7½	1988	1	0	0.0 0



## Kelvin Edwards ★ 81

**WIDE RECEIVER • LIBERTY • 4th YEAR**  
**HT: 6-2 • WT: 204 • BORN: 7/19/64 • FA FOR '87**

**PRO:** A knee injury that required arthroscopic surgery in June ended Kelvin Edwards season after three quarters in 1988. Although he played in seven other games, including one start, Edwards was never able to play at full speed and did not catch another pass the rest of the year. Before suffering the injury early in the fourth quarter of the season opener, Edwards caught five passes for 93 yards to lead the Cowboys. Signed as a free agent following the second game of the 1987 season, Edwards started nine of the final 13 games. He was named NFC offensive player of the week after catching six passes for 100 yards and

## EDWARDS, Cont.

scoring on a 62-yard reverse against Philadelphia (10/11). The next week Edwards again reached the century mark with six catches for 104 yards and a 38-yard touchdown against Washington. All four of his touchdowns in 1987 came from more than 30 yards. He also had scoring catches of 35 and 33 yards. The Cowboys were interested in Edwards in the '86 draft, but he was snared by New Orleans in the fourth round. After catching nine passes in the Saints' final six games of '86, Edwards went to camp in 1987 as a contender for a starting job but was released following the preseason. GAMES/STARTS: 1986 (14/3-N.O.), 1987 (13/9), 1988 (8/2). Total — 35/14. (Dallas-21/11).

**COLLEGE:** Edwards led Liberty in receptions, receiving yards, touchdown receptions, scoring, kickoff returns and punt returns as a senior. He also broke the school career records in those categories. Edwards caught a pass in 32 consecutive games and 39 of his 41 collegiate games. He also holds the school record in the 300 and 400-meter runs.

**PERSONAL:** Kelvin Mack Edwards attended Russell High School in Eastpoint, Ga. He received his degree in health and physical education from Liberty University. Kelvin and wife Dien live in Irving, Texas, with their son Keldrick (10/8/88). Kelvin enjoys bowling, fishing, golf and speaking to church groups. Last offseason Kelvin helped run Super Saturday Bowling which benefitted the hearing impaired and the Irving School District.

### EDWARDS' SAINTS TOTALS

Year	Receiving				
	No.	Yds.	Avg.	Long	TD
1986	10	132	13.2	24	0

### EDWARDS' COWBOYS TOTALS

Receiving					Kickoff Returns						
Year	No.	Yds.	Avg.	Long	TD	Year	No.	Yds.	Avg.	Long	TD
1987	34	521	15.3	38t	3	1987	7	155	22.1	32	0
1988	5	93	18.6	27	0						
Totals	39	614	15.7	38t	3						

Rushing					Punt Returns							
Year	No.	Yds.	Avg.	Long	TD	Year	No.	FC	Yds.	Avg.	Long	TD
1987	2	61	30.5	62t	1	1987	8	1	75	9.4	13	0

### SINGLE-GAME CAREER HIGHS

#### Regular Season

Receptions—7(12/6/87 vs. Atlanta)  
Yds. Rec.—104 (10/19/87 vs. Washington)  
Lg. Recept.—38t (10/19/87 vs. Washington)  
TD Recept.—2 (10/4/87 @ N.Y. Jets)

## Steve Folsom ★ 85

TIGHT END • UTAH • 5th YEAR  
HT: 6-5 • WT: 240 • BORN: 3/21/58 • FA FOR '87

**PRO:** With Doug Cosbie hobbled for most of the 1988 season, the Cowboys turned to Steve Folsom to fill the void at tight end. Although he was used mainly as the second tight end for blocking, Folsom caught nine passes for 84 yards last season. He



## FOLSOM, Cont.

caught his first NFL pass against Washington (10/9). His next catch — a one-yard TD @ Giants (11/6) — was also his first NFL score. Against Houston (11/24) Folsom had his best receiving day with three catches for 31 yards. In the season finale against the Eagles, he caught a career-long 20 yarder. Folsom provided solid support at tight end in 1987 as a surprise 29-year-old roster addition. Steve re-signed with Dallas in mid-season after he was released on the final cut of training camp. Replacing Doug Cosbie, Folsom wound up springing a key block during Herschel Walker's 60-yard overtime dash that beat New England in November. Steve previously played three seasons with the Philadelphia/Baltimore team in the USFL and briefly with the Philadelphia Eagles and New York Giants. GAMES/STARTS: 1981 (3/0-Phil.), 1982 (2/0-N.Y.G.), 1987 (9/0), 1988 (16/4). Total — 30/4 (Dallas-25/4.)

**COLLEGE:** A three-year starter at Utah, Folsom caught 56 passes for 853 yards and eight TDs in his career. As a senior in 1980 he caught 23 passes for 352 yards and one touchdown. He earned honorable mention All-WAC honors as a junior. Folsom attended Long Beach State as a freshman before transferring to Utah.

**PERSONAL:** Steven Mark Folsom attended Santa Fe (Calif.) High School. He earned his degree in commercial recreation from Utah and worked as strength and conditioning coach for the U.S. Ski team. Folsom also was a reserve on the 1980 Utah basketball team that advanced to the NCAA playoffs. He serves on the board of the Doug Cosbie Youth and Family Growth Center.

### FOLSOM'S STARS TOTALS (USFL)

Year	No.	Receiving			
		Yds.	Avg.	Long	TD
1983	26	286	11.0	45	1
1984	46	485	10.5	42t	6
1985	1	4	4.0	4	0
Totals	73	775	10.6	45	7

### FOLSOM'S COWBOYS TOTAL

Year	No.	Yds.	Avg.	Long	TD
1988	9	84	9.3	20	2



## Todd Fowler ★ 46

FULLBACK • STEPHEN F. AUSTIN • 5th YEAR  
HT: 6-3 • WT: 226 • BORN: 6/9/62 • S1 FOR '84

**PRO:** The Cowboys relied heavily on Todd Fowler to replace the injured Timmy Newsome for the final half of the 1988 season. In his first start last year, Fowler set up a Cowboys touchdown with a 13-yard catch against the Giants (11/6). Nicknamed "Country," Fowler finished the season with more catches (10) and receiving yards (64) than he had in his previous three seasons combined with Dallas. A participant on all return and coverage teams, Fowler finished fifth in special teams tackles last year. Since joining the Cowboys in 1985, Fowler has been a valuable asset. The versatile fifth-year man can also

**FOWLER, Cont.**

play tight end. In 1986 Fowler received a game ball for his special teams play against San Diego (11/16) and recovered a fumbled punt vs. Denver (10/5) to set up a Dallas touchdown. Fowler was placed on injured reserve in preseason, 1985 with a knee injury. He was activated before the St. Louis game (11/4). Fowler was drafted by Dallas in the first round of the NFL supplemental draft of USFL players in 1984. In two seasons with the Houston Gamblers he rushed for 1,405 yards and 14 touchdowns on 262 carries. He also caught 51 passes for 540 yards and three touchdowns. He set a USFL single-game rushing mark with 208 yards vs. Denver in 1984. The record was broken by his training camp roommate Herschel Walker. **GAMES/STARTS:** 1985 (8/0), 1986 (16/0), 1987 (12/1), 1988 (16/6). Total — 52/7.

**COLLEGE:** After two years as a strong safety and tight end at Henderson, Tex., Junior College, Fowler transferred to Stephen F. Austin. A second-team All-Lone Star Conference selection at tight end his senior year, Todd caught 48 passes for 469 yards in his two years with the Lumberjacks.

**PERSONAL:** A native of Van, Tex., 50 miles east of Dallas, Fowler was a second-team all-state tight end at Van High School where he was coached by his father, Mal, who played fullback at TCU in the early 50s. After leading his team to the state championship his senior year, Todd, who also lettered in track, was named to the All-East Texas All-Decade team as a strong safety. Fowler majored in physical education at Stephen F. Austin.

**FOWLER'S GAMBLERS TOTALS (USFL)**

Year	Rushing				Year	Receiving			
	No.	Yds.	Avg.	TD		No.	Yds.	Avg.	TD
1984	170	1003	5.9	11	1984	24	301	12.5	2
1985	92	402	4.4	3	1985	27	239	8.9	1
Totals	252	1405	5.4	14	Totals	540	10.6	3	

**FOWLER'S COWBOYS TOTALS**

Year	Receiving					Year	Rushing				
	No.	Yds.	Avg.	Long	TD		No.	Yds.	Avg.	Long	TD
1985	5	24	4.8	10	0	1985	7	25	3.6	6	0
1986	1	19	19.0	19	0	1986	6	5	0.8	2	0
1987	1	6	6.0	6	0	1988	3	6	2.0	4	0
1988	10	64	6.4	13	0	Totals	16	36	2.3	6	0
Totals	17	113	6.7	19	0						

Year	Opponents' Fumbles Recovered					Year	Kickoff Returns				
	No.	Yds.	Avg.	Long	TD		No.	Yds.	Avg.	Long	TD
1986	1	0	0.0	0	0	1985	3	48	16.0	20	0

**Ron Francis ★ 38**

**CORNERBACK • BAYLOR • 3rd YEAR**  
**HT: 5-9 • WT: 201 • BORN: 4/7/64 • D-2 FOR '87**

**PRO:** Ron Francis entered the 1989 training camp battling with former Baylor teammate Robert Williams to regain his starting right cornerback spot. After an outstanding rookie season in 1987 in which he became the first rookie to start a season opener since 1981, Ron Francis was slowed by a dislocated shoulder last year. Suffered in the Cowboys intrasquad game on July 30, the injury kept Francis out of action for two months. He returned after the season's third



## FRANCIS, Cont.

game and played mainly as the third cornerback in pass situation defenses. Despite having trouble regaining his timing, Francis batted down one pass and intercepted another which he returned 29 yards in Philadelphia (10/23). In 1987 Francis tied for the team lead in forced fumbles and fumbles recovered and finished second to Everson Walls in passes defended. Against New England (11/15) Francis returned his first NFL interception 18 yards for a touchdown. The following week against Dan Marino and the Miami air attack, Francis picked off one pass and had another bounce from his chest when he hit the ground. GAMES/STARTS: 1987 (11/11), 1988 (13/2). Total — 24/13.

**COLLEGE:** A two-time All-Southwest Conference pick, Francis was the SWC defensive player of the year in 1985 and led the Southwest Conference in interceptions his final two seasons at Baylor. In 1984 he played running back where he was backed up by Williams.

**PERSONAL:** At LaMarque, Tex., High School, Francis starred in football and track. His brother, James, is a preseason All-America at linebacker for Baylor. Ron majored in physical education at Baylor.

### FRANCIS' COWBOYS TOTALS

Interceptions					Tackles — QB Traps					
Year	No.	Yds.	Avg.	Long	TD	Year	Solo	Ast.	Tot.	Tps.
1987	2	18	9.0	18t	1	1987	40	8	48	0
1988	1	29	29.0	29	0	1988	20	5	25	0
Totals	3	47	15.7	29	1	Totals	60	13	73	0

### Opponents' Fumbles Recovered

Year	No.	Yds.	Avg.	Long	TD
1987	2	2	1.0	2	0



## Everett Gay ★ 80

WIDE RECEIVER • TEXAS • 2nd YEAR  
HT: 6-2 • WT: 209 • BORN: 10/23/64 • D-5 FOR '87

**PRO:** Before he suffered a knee injury on July 21, Everett Gay was the biggest surprise of the Cowboys 1988 training camp. The tall, speedy wide receiver, who had very little exposure to the pro-style passing game in college, benefitted from the 1987 season that he spent on injured reserve. "It's hard when you see other guys playing and you're left out," Gay said. But I got to learn the system and watch the veterans. It really helped out." After undergoing arthroscopic surgery last summer, Gay returned to the team before the start of the regular season. He caught his first NFL pass against New Orleans (10/3), then two weeks later was the team co-leader with five catches in Chicago. He also caught his first NFL touchdown pass against the Bears. Later in the year at Cleveland (12/4), Gay averaged 20.7 yards per catch on three receptions, including a season-long 25 yarder. He was placed on injured reserve his rookie season after hurting an ankle in training camp. GAMES/STARTS: 1987 (IR), 1988 (16/0). Total — 16/0.

**COLLEGE:** A two-year letterman at Texas, Gay averaged 19.6 yards per

## GAY, Cont.

catch on a team-high 22 receptions in 1985. As a senior he increased his output to 26 catches, including a 69-yard TD. He impressed scouts by catching four passes for 73 yards in the 1986 Blue-Gray all-star game.

**PERSONAL:** Everett Carlton Gay starred in track, basketball and football at Wheatley High School in Houston. He earned the nickname "Little Glide" because of his acrobatic dunks while playing basketball with Akeem Olajuwon, Clyde Drexler and Moses Malone at Fonde Recreation Center in Houston. Everett majored in sociology at Texas. Along with his having a great training camp, Everett and wife, Jacqueline, had their first child, Everett Trent (7/16/88) last summer.

### GAY'S COWBOYS TOTALS

Year	No.	Receiving			Long	TD
		Yds.	Avg.			
1988.....	15	205	13.7	25	1	

## Kevin Gogan ★ 66


TACKLE • WASHINGTON • 3rd YEAR  
HT: 6-7 • WT: 306 • BORN: 11/2/64 • D-8 FOR '87

**PRO:** Kevin Gogan has the makings of solid NFL offensive tackle. A starter in 25 games during his first two seasons, Gogan has picked up a lot of experience early in his career. He already had the size, aggressiveness and determination needed to succeed in the NFL trenches. The former eighth-round draft choice was thrust into a starting role at right tackle midway through his rookie season when Phil Pozderac suddenly retired after five games in 1987. As if that wasn't already asking enough, Kevin's first opponent was Philadelphia All-Pro left and Reggie White. Gogan made a good showing against White and has been the starting right tackle ever since. GAMES/STARTS: 1987 (11/10), 1988 (15/15). Total — 26/25.

**COLLEGE:** Gogan was a three-year starter for Washington at right tackle. He earned honorable mention All-PAC 10 honors as a junior. He was an honorable mention All-America and second-team All-PAC 10 pick his senior year when he served as a team co-captain. Kevin played in the 1987 Hula Bowl.

**PERSONAL:** Kevin Patrick Gogan led Sacred Heart High School in Pacifica, Calif., to two city championships as an offensive and defensive tackle. He also was an outstanding baseball catcher and first baseman. Kevin is an avid bass fisherman. On Feb. 25, Kevin married Heather O'Neill from Hawaii. They live in Coppell, Texas.





## Manny Hendrix ★ 45

CORNERBACK • UTAH • 4th YEAR  
HT: 5-10 • WT: 181 • BORN: 10/20/64 • FA FOR '86

**PRO:** Manny Hendrix had his best NFL season in 1988. With 31 tackles Hendrix established a career-high and led all non-starters. While playing on the Cowboys pass situation defense, Hendrix also batted down six passes. Against Washington in RFK (12/11), Hendrix picked off his first NFL pass and led Dallas with eight tackles. He also had eight tackles against Houston (11/24). In his only NFL start in the final game of the 1987 season against St. Louis, Hendrix had a career-high 11 tackles and batted down a pass to earn a coaches game ball. The Cowboys released Hendrix before the start of the 1986 season but re-signed him after the third game. More than 20 years ago the Cowboys successfully converted another basketball star from Utah into an All-Pro defensive back, Utah State's Cornell Green. GAMES/STARTS: 1986 (13/0), 1987 (12/1), 1988 (16/0). Total — 41/1.

**COLLEGE:** Hendrix finished his basketball career as Utah's eighth all-time leading scorer with 1,493 points (12.1 per game). A four-year starter and senior co-captain, he was named honorable mention All-WAC his sophomore and junior years and second-team all-conference as a senior.

**PERSONAL:** Manuel Hendrix starred in football, basketball and track at South Mountain High School in Phoenix. Heavily recruited to play college football, he elected to play hoops instead and chose Utah, the only school to recruit him for basketball. Manny married his high school sweetheart, Karmie Baker. They have three daughters — Sharee (11/18/82), Sandra (2/13/84) and Crystal (6/13/85) — and live in Carrollton, Texas. Manny supports the Big Brothers program in Salt Lake City, the Fellowship of Christian Athletes and runs Manny's Kids Sports Camps for underprivileged children in Phoenix.

### HENDRIX'S COWBOYS TOTALS

Opponents' Fumbles Recovered						Tackles — QB Traps				
Year	No.	Yds.	Avg.	Long	TD	Year	Solo	Ast.	Tot.	Tps.
1986	1	0	0.0	0	0	1986	10	3	13	0
						1987	18	4	22	0
						1988	21	10	31	0
						Totals	49	17	66	0

Interceptions					
Year	No.	Yds.	Avg.	Long	TD
1988	1	0	0.0	0	0



## Jeff Hurd ★ 52

DEFENSIVE END • KANSAS STATE • 2nd YEAR  
HT: 6-2 • WT: 245 • BORN: 5/25/64 • FA FOR '87

**PRO:** If Jeff Hurd makes the successful transition from linebacker to defensive end, he will be in good company. In the past Jimmy Johnson has developed two players, Dexter Manley at Oklahoma

## HURD, Cont.

State and Danny Stubbs at Miami, who were highly successful after making the same switch. Manley became All-Pro and recorded a team-record 87 sacks in eight seasons with the Redskins. Stubbs had six sacks as a rookie for the Super Bowl Champion San Francisco 49ers in 1988. Hurd, who spent the 1988 season on injured reserve after hurting his left knee, prefers to be called a pass rushing specialist instead of defensive end. As a rookie Hurd was released in preseason, brought back for four games, released again, then re-signed for the final two games of the season. GAMES/STARTS: 1987 (5/0), 1988 (IR). Total — (5/0).

**COLLEGE:** Hurd started at Kansas State his final two years. In 1986 he netted 57 tackles and five sacks as a defensive tackle, and in 1985 he collected 62 tackles and four sacks as a defensive end. He played linebacker his first two years at Kansas State.

**PERSONAL:** Jeffrey Tonja Hurd starred in football, basketball and baseball at Lincoln Academy High School in Kansas City, Mo. He was Kansas City prep athlete of the year in 1982. Hurd pitched for the Kansas State baseball team as a freshman compiling an 0-1 record with a 3.50 ERA. He and wife Debrania have a daughter, Chassity (1/24/84).

### HURD'S COWBOYS TOTALS

#### Tackles — QB Traps

Year	Solo	Ast.	Tot.	Tps.
1987	2	2	4	0

## Michael Irvin ★ 88

WIDE RECEIVER • MIAMI • 2nd YEAR  
HT: 6-2 • WT: 202 • BORN: 3/5/66 • D-1 FOR '88



**PRO:** Michael Irvin is contagious. Whether it's the infectious smile, the dynamic personality, or the ever-moving mouth, chances are that if something is happening — in the locker room or on the field — Irvin is in the middle of it. For the Redskins last year Irvin was almost fatal. He caught six passes for 149 yards and three touchdowns in leading Dallas to a 24-21 win that knocked Washington out of the playoffs. Of his half-dozen catches, four came on third down and gave Dallas a first down or touchdown. In 10 starts Irvin averaged 21.6 yards per catch (27-584). For the season his 20.4 average was the highest since 1981 when Tony Hill averaged 20.7 yards per reception. Three of Irvin's five touchdown catches in 1988 came from 20 yards or more, including a 61-yard score against the Redskins that was the Cowboys longest of the season. Despite missing two games, Irvin finished second on the team in receiving yards and TD receptions. The first rookie wide receiver to start a season opener since Bob Hayes in 1965, Irvin was slowed by an ankle injury from the New Orleans game (10/3) that kept him out the next two weeks. He returned to start the season's final five games. The 11th player selected in the 1988 draft, Irvin was the third wide receiver taken behind Sterling Sharpe and Tim Brown. GAMES/STARTS: 1988 (14/10).

## IRVIN, Cont.

**COLLEGE:** Michael Irvin holds Miami career records for catches (143), receiving yards (2,423) and touchdown receptions (26). His 11 touchdown catches in 1986 is also a Hurricanes record. During Miami's 1987 championship season, Irvin caught touchdown passes of 26 and 73 yards in the fourth quarter to give No. 2 ranked Florida State its only loss and the game-winning TD in the 1988 Orange Bowl win over Oklahoma.

**PERSONAL:** A native of Fort Lauderdale, Fla., Michael Jerome Irvin earned all-state honors at St. Thomas Aquinas High School. Also an outstanding basketball player, Irvin won several slam dunk contests in the Florida area while in college. Irvin, who comes from a family of 17, grew up within three miles of fellow NFL stars Lorenzo White and the Blades brothers, Bennie and Brian. Michael earned his degree in business management from Miami. In May, he was the guest conductor for the Dallas Symphony Orchestra's special Memorial Day concert.

### IRVIN'S COWBOYS TOTALS

Receiving					Rushing						
Year	No.	Yds.	Avg.	Long	TD	Year	No.	Yds.	Avg.	Long	TD
1988	32	654	20.4	61t	5	1988	1	2	2.0	2	0

### SINGLE-GAME CAREER HIGHS

#### Regular Season

Recpt. — 6 (twice, 1st 12/11/88 @ Washington)  
Yds. Rec. — 149 (12/11/88 @ Washington)  
Lg. Recpt. — 61t (12/11/88 @ Washington)  
TD Recpt. — 3 (12/11/88 @ Washington)



## Jim Jeffcoat ★ 77

**DEFENSIVE END • ARIZONA STATE • 7th YEAR**  
**HT: 6-5 • WT: 262 • BORN: 4/1/61 • D-1 FOR '83**

**PRO:** Nobody enjoys an attacking style defense more than the pass-rushing defensive end. On the Cowboys that means Jim Jeffcoat. "Jim Jeffcoat looks to be a player who may blossom with the new scheme of defense," says Cowboys' Coach Jimmy Johnson. "He has the quickness to be an outstanding pass rusher." In 1988 Jeffcoat led Dallas in forced fumbles with 3½ and recorded the second highest tackle total of his career with 80. Three of Jeffcoat's forced fumbles led to Dallas scores. He set up a touchdown against Washington at Texas Stadium (10/9) and field goals at Philadelphia (10/23) and against Washington at RFK (12/11). Jeffcoat continues to be one of the hardest workers on the team. He can be found at the Cowboys training facility any time of day, including his early morning workouts with Herschel Walker. In five years as starting right defensive end, Jeffcoat scored three touchdowns, including two on interception returns against the Giants. In 1987 he returned a Phil Simms pass that was tipped by Ed Jones 26 yards for a touchdown. The Simms-to-Jones-to-Jeffcoat combination worked for the first time in 1985 when Jeffcoat went 65 yards for a touchdown. His initial touchdown came when he fell

## JEFFCOAT, Cont.

on a fumble in the endzone to send the game into overtime against New Orleans in 1984. Over the past five seasons no Cowboys player sacked opposing quarterbacks more than Jeffcoat with 49. After appearing in all 16 games as a rookie, Jeffcoat became a starter in 1984. The following season in Washington, Jeffcoat sacked Joe Theismann a club-record five times. He led Dallas in sacks in 1986 with a career-high 14. GAMES/STARTS: 1983 (16/0), 1984 (16/16), 1985 (16/16), 1986 (16/16), 1987 (12/12), 1988 (16/15). Total — 92/75.

**COLLEGE:** A three-year starter at Arizona State, Jeffcoat earned All-Pac 10 and honorable mention All-America honors after anchoring the 1982 Sun Devil defense that led the nation. He was named outstanding defensive player in Arizona State's 1983 Fiesta Bowl victory over Oklahoma, making 16 tackles, causing a fumble and getting a QB sack.

**PERSONAL:** From a family of six children, James Wilson Jeffcoat, Jr. is a Cliffwood, N.J. native who earned All-America honors at Matawan Regional High School. He also lettered in wrestling. Jeffcoat, who was the Cowboys' 1987 NFL Man of the Year, works with the Special Olympics, Make-A-Wish Foundation, the Leukemia Society in Dallas, and the Boys Club in Arlington. The past three seasons Jeffcoat presented the Sickle Cell Anemia Foundation of Dallas with \$100 for each of his sacks. He earned his degree in communications from Arizona State. Jim lives in Carrollton with his wife, Tammy, and their son, Jared (10/1/87).

### JEFFCOAT'S COWBOYS TOTALS

Pass Interceptions					Tackles — QB Traps					
Year	No.	Yds.	Avg.	Long	TD	Year	Solo	Asst.	Tot.	Tps.
1985	1	65	65.0	65t	1	1983	3	0	3	— 2
1987	1	26	26.0	26t	1	1984	50	32	82	— 11½
Totals	2	91	45.5	65t	2	1985	50	27	77	— 12
Opponents' Fumbles Recovered										
Year	No.	Yds.	Avg.	Long	TD	1986 <td>46</td> <td>19</td> <td>65</td> <td>— 14</td>	46	19	65	— 14
1984	1	0	0.0	0	1	1987	30	14	44	— 5
1985	2	0	0.0	0	0	1988	52	28	80	— 6½
1986	2	0	0.0	0	0	Totals	231	120	351	— 51
1987	2	8	4.0	8	0					
Totals	7	8	1.1	8	1					

## Ed Jones ★ 72

DEFENSIVE END • TENNESSEE STATE • 15th YEAR  
HT: 6-9 • WT: 278 • BORN: 2/23/51 • D-1A FOR '74

**PRO:** When Ed Jones steps on the turf at the Louisiana Superdome on Sept. 10, he will begin his 209th (229th, including playoffs) game and his 15th NFL season — both Cowboys records. Since his rookie season in 1974, Jones has never missed a game other than the 1979 season when he boxed. Jones, who doesn't tape his hands or ankles, has only had a hamstring pull, which he suffered in 1985, ever seriously affect his play. The remarkable part is that Jones still finds



## JONES, Cont.

ways to improve. Not that he wants to become the Magic Johnson of the NFL, but Jones credits a new technique for the four passes in the past four seasons that he has batted into teammates hands for interceptions — three of which were returned for touchdowns. "I used to try to bat everything down," says Too Tall. "Now I try to pop it up. That's the reason we've been able to get our hands on more of them lately." The new style worked well last year while Jones was terrorizing Atlanta quarterback Chris Miller. Jones had a sack, forced a fumble and batted away two passes, one of which was returned for a touchdown by Danny Noonan. For his efforts Jones was named NFC defensive player of the week. The Falcons game fell in the middle of a four-game stretch in which he had eight passes defensed and 3½ sacks. Revitalized in part by the youth on the Cowboys roster, Jones finished the season with 14 passes batted away, which is second in his career only to the 16 in 1984 and third in 1988 behind the Cowboys' starting cornerbacks. He led Dallas in fumbles recovered, tied for second in forced fumbles and finished third in sacks. In 1987 Jones led the Cowboys in sacks with 10. He earned NFC defensive player of the week honors against the Giants when he had a career-high four sacks, deflected two passes that were intercepted, one returned by Jim Jeffcoat for a touchdown, and forced a fumble to set up another score. In 1985 the Too Tall-to-Jeffcoat combination first accounted for a TD when Jones tipped a pass that Jeffcoat returned 65 yards for the score. Dallas chose Jones with the first pick of the 1974 draft. He left football after the 1978 season to pursue a career in boxing and won all six of his fights before returning to the Cowboys. He was voted to three straight Pro Bowls from 1981-83 and earned All-Pro honors in 1981 and 1982. GAMES/STARTS: 1974 (14/0), 1975 (14/14), 1976 (14/14), 1977 (14/14), 1978 (16/16), 1979 (DNP), 1980 (16/16), 1981 (16/16), 1982 (9/9), 1983 (16/16), 1984 (16/16), 1985 (16/16), 1986 (16/16), 1987 (15/14), 1988 (16/16). Total — 208/193.

**COLLEGE:** Jones was a two-time All-America at Tennessee State, where he also played two seasons of basketball. A college teammate dubbed him "Too Tall." Jones did not begin playing football until his senior year at Merry High in Jackson, Tenn.

**PERSONAL:** Edward Lee Jones, a native of Jackson, Tenn., is a partner in Dallas-based Imperial Investors with former teammate Preston Pearson. Too Tall has a degree in health and physical education, and all seven of his brothers and sisters also earned their degrees. The multi-talented Jones has appeared in two movies and made a guest appearance on the TV comedy "Diff'rent Strokes." He enjoys singing rhythm and blues at parties, especially "Stormy Monday," and he has released a record. He is active in promoting the Special Olympics and other charity causes.

### JONES' COWBOYS TOTALS

Opponent's Fumbles Recovered					Pass Interceptions						
Year	No.	Yds.	Avg.	Long	TD	Year	No.	Yds.	Avg.	Long	TD
1975	1	0	0.0	0	0	1975	1	2	2.0	2	0
1976	1	0	0.0	0	0	1982	1	0	0.0	0	0
1980	3	0	0.0	0	0	1983	1	12	12.0	12	0
1981	3	0	0.0	0	0	Totals	3	14	4.7	12	0
1982	1	0	0.0	0	0						
1983	2	0	0.0	0	0						
1984	2	0	0.0	0	0						
1986	3	0	0.0	0	0						
1987	1	0	0.0	0	0						
1988	2	0	0.0	0	0						
Totals	19	0	0.0	0	0						

## JONES, Cont.

Tackles — QB Traps				
Year	Solo	Ast.	Tot.	Tps.
1974	33	16	49	— 3½
1975	40	29	69	— 5
1976	54	29	83	— 5
1977	48	22	70	— 6
1978	43	31	74	— 12
1980	48	34	82	— 8
1981	58	25	83	— 9
1982	35	11	46	— 6
1983	49	24	73	— 7
1984	63	23	86	— 8
1985	56	24	80	— 13
1986	54	26	80	— 5½
1987	41	20	61	— 10
1988	43	14	57	— 7
Totals	665	328	993	— 105

Ed Jones has batted down 82 passes in nine seasons since the statistic was first kept. Below is the breakdown by year:

1980 — 11	1983 — 12	1986 — 3
1981 — 10	1984 — 16	1987 — 7
1982 — 2	1985 — 7	1988 — 14

## Crawford Ker ★ 68

GUARD • FLORIDA • 5th YEAR  
HT: 6-3 • WT: 285 • BORN: 5/5/62 • D-3 FOR '85

**PRO:** Crawford Ker enjoyed his finest season last year, earning the highest offensive line grades from the coaching staff. The starting right guard the past three seasons, Ker had started 26 straight games entering the 1989 season, tops among the club's offensive linemen. Nicknamed "Big Daddy," Ker has not missed a game since his rookie year of 1985 when he missed 11 games due to a back injury. He won a starting job the following season in training camp. Ironically, his first start came in the 1986 preseason opener in London, where Crawford's parents lived and his father served as a royal guard at Buckingham Palace before coming to the United States. A tremendously strong and mobile athlete, Ker's training regimen features such unique techniques as pushing a truck to simulate a blocking sled and boxing to improve his footwork for pass protection. GAMES/STARTS: 1985 (5/0), 1986 (16/16), 1987 (12/12), 1988 (16/16). Total — 49/44.

**COLLEGE:** Ker was a walk-on at Western Arizona Junior College, earned a scholarship and became a JC All-America. He transferred to Florida and started 13 games at tackle, earning second-team All-Southeastern Conference and honorable mention All-America honors from Associated Press. He was a teammate of Cowboys guard Jeff Zimmerman at Florida where they formed part of the Gators' "Great Wall" of 1984.

**PERSONAL:** Crawford Francis Ker was born in Philadelphia, but moved with his parents to Florida where he became an all-conference football star at Dunedin, Fla., High School. Crawford's parents, Anne and George Ker, are natives of Scotland who moved to the United States in 1956.





## Eugene Lockhart ★ 56

LINEBACKER • HOUSTON • 6th YEAR  
HT: 6-2 • WT: 235 • BORN: 3/8/61 • D-6A FOR '84

**PRO:** When Eugene Lockhart heard about the new defensive scheme to be employed by the Cowboys in 1989, he drooled in anticipation. "This is an attack defense," said Lockhart. "It fits me because I'm that kind of person. I like to attack." Not that the old system didn't benefit Lockhart. Although he started only eight games his rookie season and missed part of 1987 due to injury, Lockhart's averaging over 100 tackles per season in the pros. In 1988 he led all linebackers and finished second on the team in tackles with 121 which is second in his career only to his 128 tackles in 1985. Lockhart had six games of 10-or-more tackles and led all players in three different games, including vs. Phoenix (10/30) when he had a season-high 13 tackles. Lockhart played the entire 1988 season under the motto of "No Pity," which came about during his rehabilitation of the broken leg he suffered in 1987. He didn't want any sympathy and he certainly wasn't going to give any to opponents. Lockhart was having his best NFL season before the injury against Atlanta (12/6). In the game prior to the Falcons contest, Lockhart tied a career-high with 17 tackles, had a sack, knocked down two passes and intercepted another which he returned 13 yards against Minnesota. In 1986 Lockhart led the team in tackles for the second straight year and led all linebackers with five sacks. He also led Dallas in forced fumbles and fumble recoveries in his first full season as a starter in 1985. After earning notice from coaches for his hitting ability in training camp in 1984, Lockhart became the only rookie to ever start at middle linebacker for the Cowboys when veteran Bob Breunig was sidelined with a back injury. Lockhart is only the Cowboys' fourth middle linebacker in 29 years (Jerry Tubbs, Lee Roy Jordan and Breunig). GAMES/STARTS: 1984 (15/8), 1985 (16/15), 1986 (16/16), 1987 (9/9), 1988 (16/16). Total — 72/64.

**COLLEGE:** A two-year starter at outside linebacker, Lockhart led Houston in 1983 with 134 tackles. A tri-captain, he earned All-Southwest Conference honors and his team's most valuable player award his senior year. A 1981 reserve for the Cougars, Lockhart won a starting berth in 1982.

**PERSONAL:** Eugene Lockhart, Jr., was an all-district performer in football, basketball and baseball at Crockett High School in his native Crockett, Texas. He also ran the mile for the track team and was a National Honor Society member. He earned his degree in marketing at Houston, where he also was a member of the Fellowship of Christian Athletes. Eugene donates his time to the American Cancer Society in Dallas, the National Kidney Foundation and nursing homes in Crockett. Eugene is also on the Board of Directors for the American Eyeglass Association in south Dallas which gives glasses to needy children. He owns Lockhart-Love One-Hour Photo in Dallas with former Houston teammate and Phoenix Cardinals running back Randy Love. Eugene and wife Sharon live in Carrollton, Texas, with sons Bryan (10/3/86) and Brandon (3/17/89).

## LOCKHART, Cont.

### LOCKHART'S COWBOYS TOTALS

Year	Pass Interceptions				TD
	No.	Yds.	Avg.	Long	
1984	1	32	32.0	32	0
1985	1	19	19.0	19t	1
1986	1	5	5.0	5	0
1987	1	13	13.0	13	0
Totals	4	69	17.3	32	1

Year	Opponent's Fumbles Recovered				TD
	No.	Yds.	Avg.	Long	
1984	1	0	0.0	0	0
1985	4	17	4.3	17	0
1986	1	0	0.0	0	0
1987	1	0	0.0	0	0
Totals	7	17	2.4	17	0


Year	Tackles — QB Traps			
	Solo	Ast.	Tot.	Tps.
1984	49	37	86	2½
1985	69	59	128	3½
1986	77	44	121	5
1987	52	28	80	2
1988	72	49	121	0
Totals	319	217	536	13

Year	Miscellaneous Scoring			Pts.
	TDRT	PAT	FG	
1985	1*	0	0	6

\*returned interception 19 yards for a T.D. vs. Pitt. (10/13)

## Kelvin Martin ★ 83

WIDE RECEIVER • BOSTON COLLEGE • 3rd YEAR  
HT: 5-9 • WT: 163 • BORN: 5/14/65 • D-4 FOR '87



**PRO:** Known mainly for his punt returning talents, Kelvin Martin established himself as a top receiver in 1988. One of the most dynamic receptions of the season was his 35-yard touchdown against Washington (10/9) when he caught the ball while stretched out in mid air. What made the catch even more amazing was Martin fractured his wrist earlier in the game. The week before in New Orleans, he caught eight passes for 95 yards and the first two touchdowns of his NFL career. He equaled his eight-catch performance later in the year at Philadelphia (10/23), this time for 97 yards. Martin finished third on the team in catches with 49 in 1988. He also continued as a solid punt returner last season, averaging more than 10 yards per return in seven different games. In 1987 Martin averaged 9.8 yards per return, the best by a Cowboy since James Jones' 10.1 average in 1980. He nearly broke a couple for touchdowns, including a career-long 38-yard effort against Minnesota (11/26). Due to injuries, Martin did not play until the ninth game of his rookie season. GAMES/STARTS: 1987 (7/0), 1988 (16/7). Total — 23/7.

**COLLEGE:** Martin finished among the nation's top 10 punt returners in each of his final three seasons at Boston College, including a 15.3 yards per return average in his last two years. Martin also led the nation's receivers with a 19.6 yards per catch average in 1985. He set a BC record with 10 touchdown catches in 1984. Martin finished his career with school records for receptions (133), receiving yards (2,377) and touchdown catches (28).

**PERSONAL:** Kelvin Brian Martin earned all-city and all-conference honors at Ribault High School in his native Jacksonville, Fla. In the off-season Kelvin and wife Lynn live in Coppell, Tex. with their Akita dog, Roscoe. Kelvin majored in speech communications at Boston College.

## MARTIN, Cont.

### MARTIN'S COWBOYS TOTALS

Receiving					Punt Returns							
Year	No.	Yds.	Avg.	Long	TD	Year	No.	FC	Yds.	Avg.	Long	TD
1987	5	103	20.6	33	0	1987	22	2	216	9.8	38	0
1988	49	622	12.7	35t	3	1988	44	15	360	8.2	21	0
Totals	54	725	13.4	35t	3	Totals	66	17	576	8.7	38	0

### Kickoff Returns

Year	No.	Yds.	Avg.	Long	TD
1987	12	237	19.8	38	0
1988	12	210	17.5	31	0
Totals	24	447	18.6	38	0

### SINGLE GAME CAREER HIGHS

#### Regular Season

Recpt. — 8 (twice, last 10/23/88 @ Philadelphia)  
 Yds. Rec. — 97 (10/23/88 @ Philadelphia)  
 Lg. Recpt. — 35t (10/9/88 vs. Washington)  
 TD Rec. — 2 (10/3/88 @ New Orleans)  
 Lg. Punt Ret. — 38 (11/26/87 vs. Minnesota)



## Timmy Newsome ★ 30

**RUNNING BACK • WINSTON-SALEM STATE • 10th YEAR**  
**HT: 6-1 • WT: 236 • BORN: 5/17/58 • D-6 FOR '80**

**PRO:** The 1988 season started out promising for Timmy Newsome then turned sour when he suffered a season-ending calf injury in practice following the ninth game. Through the first half of the season, Newsome led Dallas in rushing touchdowns with three and was on a pace to a career-high 53 catches. One bright spot for Newsome last year was his moving into ninth place on the Cowboys all-time receiving list. Only Tony Dorsett (382) and Ron Springs (222) have caught more passes than Newsome among running backs in Cowboys history. A backup at both fullback and tailback his first four seasons, Newsome earned the starting fullback job for the first time with four games remaining in the 1984 season when he rushed for a career-high 268 yards and five touchdowns. Although he was displaced as a starter by the backfield of Dorsett and Walker, Newsome still caught a career-high 48 passes in 1986. He regained his starting fullback job after rushing for two touchdowns, including a 24-yarder, against Detroit in 1987. Two weeks later against Miami (11/22) he caught two touchdown passes in a game for the first time in his NFL career. Newsome finished the season with a 4.8 rushing average, and only Walker scored more touchdowns. **GAMES/STARTS:** 1980 (16/1), 1981 (15/0), 1982 (9/0), 1983 (16/0), 1984 (15/4), 1985 (14/14), 1986 (16/12), 1987 (11/8), 1988 (9/8). Total — 121/47.

**COLLEGE:** Newsome was a two-time NAIA first-team All-America and 1979 player of the year in the Central Intercollegiate Athletic Association. In four years at Winston-Salem, Timmy rushed for 3,833 yards (6.1 per carry) and 38 touchdowns. He led the conference in rushing and scoring three times. Newsome earned his degree in business with a concentration in computer science.

**PERSONAL:** Timothy Arthur Newsome was a star athlete at Ahsokie,

## NEWSOME, Cont.

N.C., High. In the offseason he works as a computer program analyst for Gateway Software of Dallas. He has done public service work for the state of North Carolina's alcohol and drug abuse prevention program. Timmy and wife Audrey live in Dallas.

### NEWSOME'S COWBOYS TOTALS

Rushing						Kickoff Returns					
Year	No.	Yds.	Avg.	Long	TD	Year	No.	Yds.	Avg.	Long	TD
1980	23	73	3.2	23	2	1980	12	293	24.4	36	0
1981	13	38	2.9	7	0	1981	12	228	19.0	27	0
1982	15	98	6.5	25	1	1982	4	74	18.5	26	0
1983	44	185	4.2	20	2	1983	1	28	28.0	28	0
1984	66	268	4.1	30	5	1986	2	32	16.0	18	0
1985	88	252	2.9	15	2	1987	2	32	11.0	12	0
1986	34	110	3.2	13	2	Totals	33	677	20.5	36	0
1987	25	121	4.8	24t	2						
1988	32	75	2.3	8	3						
Totals	340	1220	3.6	30	19						

### Receiving

Year	No.	Yds.	Avg.	Long	TD
1980	4	43	10.6	16	0
1982	6	118	19.7	46	1
1983	18	250	13.9	52	4
1984	26	263	10.1	29	0
1985	46	361	7.9	24	1
1986	48	421	8.8	30	3
1987	34	274	8.1	30	2
1988	30	236	7.9	32	0
Totals	212	1966	9.3	52	11

### SINGLE-GAME CAREER HIGHS

#### Regular Season

Yds. Rsh. — 59 (10/16/83 vs. Phil.)  
 Rsh. At. — 13 (11/24/85 vs. Phil.)  
 Lg. Run — 30 (12/9/84 vs. Wash.)  
 TD Rsh. — 2 (3 tms., 1st. 11/8/87 @ Detroit)  
 Rcpt. — 7 (twice, 1st. 11/22/87 vs. Miami)  
 Yds. Rec. — 92 (12/13/82 @ Houston)  
 Lg. Rcpt. — 52t (10/9/83 vs. T. Bay)  
 TD Rec. — 2 (11/22/87 vs. Miami)


#### Playoffs

Yds. Rsh. — 34 (12/28/80 vs. Rams)  
 Rsh. At. — 2 (12/28/80 vs. Rams)  
 Lg. Run — 19 (12/28/80 vs. Rams)  
 TD Rsh. — 1 (1/2/81 vs. Tampa Bay)  
 Rcpt. — 7 (1/16/83 vs. Green Bay)  
 Yds. Rec. — 70 (1/16/83 vs. Green Bay)

## Nate Newton ★ 61

GUARD • FLORIDA A&M • 4th YEAR  
 HT: 6-3 • WT: 317 • BORN: 12/20/61 • FA FOR '86

**PRO:** He may not look it at first glance, but Nate Newton is one of the Cowboys' best athletes. In fact, he's an extraordinary athlete. At 300-plus pounds, he has a 33-inch vertical leap, can dunk a basketball, bench press 500 pounds and run faster than any other Cowboys offensive lineman. The only thing keeping him from an annual trip to the Pro Bowl is his love affair with food. "Nate is an extremely talented individual who has always had a weight problem," says Jimmy Johnson. "We have to make sure he is in top physical condition to get him to play the way we want him to play." Nicknamed "The Kitchen," Newton signed with the Cowboys during training camp in 1986 after two years with the USFL's Tampa Bay Bandits. He signed with the Washington Redskins out of college as a free agent in '83, but was released on the



## NEWTON, Cont.

final cut. Newton was a reserve guard for the Cowboys in '86 before winning the starting left guard position in 1987. GAMES/STARTS: 1986 (11/0), 1987 (11/11), 1988 (15/15). Total — 37/26.

**COLLEGE:** A four-year letterman at Florida A&M, Newton played in both the offensive and defensive lines. He was a team captain as a senior when he was named all-conference.

**PERSONAL:** Nathaniel Newton, Jr., grew up in Orlando, Fla., where he played fullback on the football team and also played on the basketball, wrestling and track teams (shot put). Nate's younger brother Tim is a defensive tackle for the Minnesota Vikings. Nate lives in Coppell, Texas, with teammate Thornton Chandler and his pit bull terrier Riley.

### NEWTON'S COWBOYS TOTALS

Year	No.	Receiving			Long	TD
		Yds.	Avg.			
1988	1	2	2.0	2	0	



## Danny Noonan ★ 73

DEFENSIVE TACKLE • NEBRASKA • 3rd YEAR  
HT: 6-4 • WT: 266 • BORN: 7/14/65 • D-1 FOR '87

**PRO:** Danny Noonan tied for the team-lead in sacks with  $7\frac{1}{2}$  and led all defensive linemen in tackles with 84, but to his worst critic he had a disappointing season. "The Cowboys expected a lot out of me this year," said Noonan. "I'm disappointed that I've let them down. There's nothing I can do about the injuries, but I'm going to get better." Although he started all 16 games in 1988, Noonan was hobbled by injuries for most of the season. He missed the final three games of preseason due to a hip flexor. A sore left knee and an inflamed heel also held Noonan back. "I'd be lying if I said I was 100 percent," Noonan said. "The injuries deprived me of speed when I tried to pursue. It's frustrating to go out there and not be at your best. But I'm not going to use injuries as an excuse." If last season made Noonan mad, it's frightening to think of the type of year that would be satisfying. Despite missing the preseason games, Noonan had a season-high nine tackles in the opening game against Pittsburgh. In the third game of 1988 against the Giants he had eight tackles and  $1\frac{1}{2}$  sacks. The next week against Atlanta (9/25) his performance was a defensive lineman's dream. He intercepted a pass tipped at the line and returned it 17 yards for a touchdown, then sacked Chris Miller in the endzone for a safety. His eight points against the Falcons made him the Cowboys' leading scorer for the day. Against Philadelphia (10/23) Noonan recorded a career-high three sacks and led the team with nine tackles. When he was named the starting right defensive tackle in training camp, Noonan inherited a position that previously was occupied by Hall of Famer Bob Lilly (1961-74) and future Hall of Famer Randy White (1977-87). After beginning his rookie season as a reserve defensive end, Noonan was moved to right tackle where he shared the job with White the second half of the season. Noonan was the 12th player selected in the 1987

## NOONAN, Cont.

draft. An avid weightlifter, Noonan is the Cowboys strongest player with a bench press of 505 pounds. GAMES/STARTS: 1987 (11/0), 1988 (16/16). Total — 27/16.

**COLLEGE:** Noonan was a consensus All-America selection at nose tackle in 1986 after anchoring a Nebraska defense that ranked second in the nation, allowing just 235.5 yards per game and 2.4 yards per rush. Danny had 53 tackles and a team-high seven sacks. As a junior he earned honorable mention All-America and second-team All-Big Eight honors. Noonan weighed 220 pounds when he arrived at Nebraska, but he built himself up by spending long hours in the weight room. He was lifting weights when the Cowboys drafted him.

**PERSONAL:** A native of Lincoln, Noonan was born six miles from the University of Nebraska campus. He led his Lincoln Northeast High School team to the state championship in 1982 while earning all-state and All-America honors. Danny and wife Penny live in Coppell, Texas.

### NOONAN'S COWBOYS TOTALS

Year	Tackles-QB Traps				Year	Interceptions				
	Solo	Ast.	Tot.	Tps.		No.	Yds.	Avg.	Long	TD
1987	19	8	27	— 1	1988	1	17	17.0	17 <sup>1</sup>	1
1988	49	35	84	— 7½						
Totals	68	43	111	— 8½						

NOTE: Noonan sacked Chris Miller in the endzone for a safety vs. Atlanta (9/25/88).

## Ken Norton ★ 51

LINEBACKER • UCLA • 2nd YEAR  
HT: 6-2 • WT: 236 • BORN: 9/29/66 • D-2 FOR '88

**PRO:** After recovering from a broken thumb that kept him out of 13 games his rookie season, Ken Norton played well in the final three games of 1988. Against Washington (12/11) Norton recovered a fumble on punt coverage and returned it 11 yards. The next week against Philadelphia, Norton batted down a pass. The sixth linebacker selected in the 1988 draft, Norton also impressed the Cowboys coaches in the spring. "Ken Norton has been impressive in the mini-camp workouts," said Cowboys Coach Jimmy Johnson. "He looks to be active." Norton broke the thumb in the second game of preseason against the Raiders and was placed on injured reserve on Aug. 23. GAMES/STARTS: 1988 (3/0).



**COLLEGE:** An All-America at inside linebacker at UCLA, Norton led the Bruins in tackles each of his final two seasons. Norton, who was the only west coast nominee for the Butkus Award in 1987, also broke up 18 passes in his Bruins career. He was drafted with the highest pick used on a UCLA linebacker since Jerry Robinson was taken in the first round by Philadelphia in 1979.

**PERSONAL:** Ken Norton, Jr. averaged 8.8 yards per carry as a senior tailback at Westchester High School in Los Angeles. He did not start

## NORTON, Cont.

playing football until his junior year. His father, Ken, Sr., is the former heavyweight boxing champion and played football at Northeast Missouri State. Ken, Jr. returned to UCLA in the offseason to work towards his degree in political science. He also contributes his time to the Big Brothers in Los Angeles.

### NORTON'S COWBOYS TOTALS

#### Opponents' Fumbles Recovered

Year	No.	Yds.	Avg.	Long	TD
1988.....	1	11	11.0	11	0



## Billy Owens ★ 31

**SAFETY • PITTSBURGH • 2nd YEAR**  
**HT: 6-1 • WT: 207 • BORN: 12/2/65 • D-10 FOR '88**

**PRO:** In his rookie training camp Billy Owens quickly learned the Cowboys' defense, but this came as no surprise to those who knew the former Pitt star. Besides being an intelligent player — he's close to earning his MBA — Owens played both safety and running back as a college freshman, which forced him to learn both offense and defense. While playing as a linebacker in the Cowboys' pass situation defense, Owens quickly applied his new-found knowledge. In his return to Pittsburgh for the Cowboys' season-opener against the Steelers (9/4), Owens recorded his first career sack. A week later he batted down two passes against Phoenix (9/12). Owens also finished fourth on the team in special teams tackles with 13. His longest appearance at safety came for most of the fourth quarter against Washington (10/9) in place of an injured Michael Downs. **GAMES/STARTS: 1989 (16/0).**

**COLLEGE:** An honorable mention All-America and two-time All-East Coast pick, Owens became Pitt's starting strong safety towards the end of his sophomore season. Owens, who averaged 8.3 yards per carry (14-116) as a freshman running back, returned three of his five college interceptions for touchdowns. He also averaged 21.9 yards as a part-time kick returner for the Panthers.

**PERSONAL:** Billy Joe Owens, Jr. earned all-state football honors at Christian Brothers Academy in Syracuse, N.Y. His father, Billy, Sr., played basketball at Hartwick College from 1961-65 and his brother, Duane, starred at wide receiver for Wake Forest from 1981-84. Billy earned his degree in information science from Pittsburgh and spent the past two offseasons working towards his masters.


### OWENS' COWBOYS TOTALS

#### Tackles — QB Traps

Year	Solo	Ast.	Tot.	Tps.
1988.....	5	2	7	— 1

## Steve Pelluer ★ 16

QUARTERBACK • WASHINGTON • 6th YEAR  
HT: 6-4 • WT: 212 • BORN: 7/29/62 • D-5A FOR '84



**PRO:** As the starting quarterback in 15 games in 1988, Steve Pelluer displayed the talents that could make him one of the top quarterbacks in the NFL. In the season's fourth week against Atlanta, Pelluer completed over 65% of his passes, including a 29-yard touchdown pass to Ray Alexander with 1:48 remaining to win the game. In Philadelphia (10/23) Pelluer completed 32 of 46 passes for 342 yards — all career highs. His 32 completions against the Eagles are also the second most in team history. Late in the season Pelluer put together a four-game stretch in which he completed 60.1% of his passes while throwing seven touchdowns and only three interceptions. Included in that streak was the game at Washington where he threw for 333 yards and a career-high three touchdowns to lead the Cowboys over the Redskins, 24-17. Pelluer also showed his elusiveness in 1989. He was sacked only once every 21 pass attempts. By comparison, Roger Staubach had his best season at avoiding the rush in 1978 when he was caught once every 13 attempts. Pelluer also finished second on the club in rushing — the highest finish ever by a Cowboys' quarterback — and second among quarterbacks in the NFL to Philadelphia's Randall Cunningham. Pelluer started four games in 1987, including two season-ending wins over the Rams and St. Louis. He finished the year by throwing 94 straight passes without an interception. Against Miami Pelluer rushed for 79 yards, the most by a Cowboys quarterback since Staubach gained a club-record 90 yards vs. Philadelphia in 1971. His first dose of being the No. 1 quarterback came in 1986 when he started six of the season's final seven games. Against Seattle he completed 14 straight passes to break the team record of 12 set by Staubach in 1978 and tied by Danny White in 1983. Pelluer made a dramatic NFL regular-season debut in the game that decided the NFC East title in 1985 against the Giants. With White and Gary Hogeboom both knocked out of the game with injuries, Pelluer entered in the fourth quarter with Dallas ahead 21-14. He then led the Cowboys 72 yards for what would be the winning touchdown in the 28-21 triumph. GAMES/STARTS: 1984 (1/0), 1985 (2/0), 1986 (16/9), 1987 (12/4), 1988 (16/14). Total — 47/27.

**COLLEGE:** En route to Pac 10 offensive player of the year honors in 1983, Pelluer set six Washington records, including season completion percentage (67.2) and most consecutive passes thrown without an interception (137). He also led Washington to a school total offense mark of 4,365 yards in '83. The Huskies' second all-time leading passer, Steve completed 436-of-755 passes for 4,603 yards and 30 touchdowns. He was All-Pac 10, All-West Coast and honorable mention All-America in '83. As a sophomore he led the Huskies to the Pac 10 title and a 28-0 victory over Iowa in the Rose Bowl.

**PERSONAL:** Born in Yakima, Wash., and raised in Bellevue, Wash., Steven Carl Pelluer (peh-LOO-ur) captained the football and basketball

## PELLUER, Cont.

teams at Interlake High School. He was a National Football Foundation Scholar-Athlete in 1979 when he earned all-state honors as a quarterback. He has a degree in building construction. He is involved in the Fellowship of Christian Athletes and Special Olympics and serves on the board of the Doug Cosbie Youth and Family Growth Center. Steve's grandfather (Carl Gustafson), father (Arnie Pelluer) and brother (Scott) all played football at Washington State. Scott, linebackers coach at Boise State, was a 1981 Cowboys draft choice who went on to play linebacker for the Saints. Another brother, Arnie, is a senior linebacker at Stanford.

### PELLUER'S COWBOYS TOTALS

Rushing					
Year	No.	Yds.	Avg.	Long	TD
1985	3	-2	-0.7	1	0
1986	41	255	6.2	21	1
1987	25	142	5.7	21	1
1988	51	314	6.2	27	2
Totals	120	709	5.9	27	4

Passing										
Year	Att.	Comp.	Yds.	Pct.	Int.	Avg. Gn.	Long	TD	Tkld/Lst	Rtng.
1985	8	5	47	62.5	0	5.88	28	0	0/0	78.7
1986	378	215	2727	56.9	17	7.21	84t	8	47/362	67.9
1987	101	55	642	54.5	2	6.36	44	3	5/35	75.6
1988	435	245	3139	56.3	19	7.22	61t	17	21/112	73.9
Totals	922	520	6555	56.4	38	7.11	84t	28	73/509	71.7

### SINGLE-GAME CAREER HIGHS

#### Regular Season

Att. — 46 (10/23/88 @ Philadelphia)  
 Comp. — 32 (10/23/88 @ Philadelphia)  
 Yards — 342 (10/23/88 @ Philadelphia)  
 Long — 84t (12/14/86 vs. Philadelphia)  
 TDs — 3 (12/11/88 @ Washington)  
 Ints. — 5 (11/9/86 vs. L.A. Raiders)  
 Rush Att. — 11 (11/22/87 vs. Miami)  
 Rush Yards — 79 (11/22/87 vs. Miami)  
 Long Rush — 27 (12/18/88 vs. Philadelphia)

### PELLUER GAME-BY-GAME

#### 1985

	Att.	Comp.	Yds.	Pct.	TD	Int.	Tkld/Lst	Long
W-N.Y. Giants 12/15	7	4	39	57.1	0	0	0/0	28
L-@ San Francisco 12/22	1	1	8	100.0	0	0	0/0	8

#### 1986

	Att.	Comp.	Yds.	Pct.	TD	Int.	Tkld/Lst	Long
W-N.Y. Giants 9/8	1	0	0	0.0	0	0	0/0	0
W-@ Detroit 9/14	1	1	18	100.0	0	0	0/0	18
*L-@ Denver 10/5	44	24	271	54.6	1	3	5/46	42
*W-Washington 10/12	30	19	323	63.3	1	1	1/5	69
*W-@ Philadelphia 10/19	31	18	244	58.1	1	2	1/6	53
W-St. Louis 10/26	16	12	119	75.0	0	0	1/12	14
L-@ N.Y. Giants 11/2	38	28	339	73.7	1	0	5/35	44
*L-L.A. Raiders 11/9	30	14	168	46.7	0	5	4/21	31
*W-@ San Diego 11/16	33	18	246	54.6	1	0	11/93	68t
*L-@ Washington 11/23	28	12	172	42.9	0	1	5/50	26
*L-Seattle 11/27	36	22	210	61.1	0	0	1/9	22
*L-@ L.A. Rams 12/7	29	18	173	62.1	0	2	5/33	27
*L-Philadelphia 12/14	33	15	271	45.5	2	2	4/23	84t
L-Chicago 12/21	28	14	173	50.0	1	1	4/29	24

\*Starts

## PELLUER, Cont.

	1987								
	Att.	Comp.	Yds.	Pct.	TD	Int.	Tkld/Lst	Long	
*L-Miami 11/22	18	12	134	66.7	2	2	0/0	44	
*L-Atlanta 12/6	31	18	203	58.1	0	0	3/23	22	
*W-@ L.A. Rams 12/21	30	15	183	50.0	1	0	2/12	27t	
*W-St. Louis 12/27	22	10	122	45.5	0	0	0/0	31	
	1988								
	Att.	Comp.	Yds.	Pct.	TD	Int.	Tkld/Lst	Long	
*L-@ Pittsburgh 9/4	37	24	289	64.9	2	2	1/5	35t	
*W-@ Phoenix 9/12	24	12	162	50.0	0	1	0/0	47	
*L-N.Y. Giants 9/18	36	20	275	55.6	1	2	0/0	36	
*W-Atlanta 9/25	26	17	216	65.4	2	1	2/6	29t	
*L-@ New Orleans 10/3	35	23	27	65.7	2	1	1/0	29	
*W-Washington 10/9	33	14	269	42.4	1	3	0/0	50	
*L-@ Chicago 10/16			Injured early in first quarter						
*L-@ Philadelphia 10/23	46	32	342	69.6	1	1	3/14	26	
*L-Phoenix 10/30	31	9	132	29.0	1	2	4/29	50t	
*L-@ N.Y. Giants 11/6	18	10	96	55.6	0	0	2/13	19	
L-Cincinnati 11/20	23	16	185	69.6	2	1	4/15	31	
*L-Houston 11/24	32	17	203	53.1	0	1	0/0	30	
*L-@ Cleveland 12/4	32	20	247	62.5	2	0	0/0	41	
*W-@ Washington 12/11	36	21	333	58.3	3	1	2/13	61t	
*L-Philadelphia 12/18	26	10	119	38.5	0	3	2/17	20	

\*Starts

## Tom Rafferty ★ 64

CENTER • PENN STATE • 14th YEAR  
HT: 6-3 • WT: 262 • BORN: 8/2/54 • D-4 FOR '76



**PRO:** No offensive lineman in Cowboys history can equal the service record of Tom Rafferty. The dean of Cowboys offensive linemen has played more games (210, including 18 playoff games) and more seasons (13) than any previous Cowboys offensive lineman. Only one player, Ed Jones, who this year plays in his 15th season, has played more years for the club than Rafferty. Last year against the Giants on Nov. 6 Tom missed a game for the first time in his career. He had played in 167 straight regular-season games (185 including playoffs) from 1976-87. This year Rafferty is scheduled to play in his 200th regular-season game. "Tom may be somewhat undersized and up in years," says Jimmy Johnson, "but he is a fine technician and has been a productive player." Rafferty was the starting right guard for four years before switching to center in 1981. He delivered a key block that paved the way for Tony Dorsett's NFL record 99-yard run against Minnesota in January of '83. He was elected an offensive team captain by his teammates last year and was the only offensive lineman with more than three years experience as a starter. GAMES/STARTS: 1976 (14/0), 1977 (14/14), 1978 (16/16), 1979 (16/16), 1980 (16/16), 1981 (16/16), 1982 (9/9), 1983 (16/15), 1984 (16/16), 1985 (16/16), 1986 (16/16), 1987 (12/12), 1988 (15/13). Totals — 192/175.

**COLLEGE:** A four-year starting guard at Penn State, Rafferty earned All-America honors from Football News and the Football Writers Association in 1975. The Cowboys rated him the top pulling guard in the '76 draft.

## RAFFERTY, Cont.

**PERSONAL:** Thomas Michael Rafferty was born in Syracuse and raised in Fayetteville, N.Y., where he became a high school All-America lacrosse player in addition to starring in football and basketball at Fayetteville-Manlius High School. Tom received a degree in physical education from Penn State and his master's in business from the University of Dallas. Tom and wife Donna live in Dallas with son J. Michael (7/14/81) and daughter Rachel Elizabeth (3/6/84). The annual Tom Rafferty Celebrity Golf Tournament in Dallas benefits the Meadowview School for children with learning disabilities.

### RAFFERTY'S COWBOYS TOTALS

Receiving					
Year	No.	Yds.	Avg.	Long	TD
1983	1	8	8.0	8	0



## Jeff Rohrer ★ 50

LINEBACKER • YALE • 7th YEAR  
HT: 6-2 • WT: 222 • BORN: 12/25/58 • D-2 FOR '82

**PRO:** Jeff Rohrer's football future appeared in doubt on July 30, 1988 when doctors informed him he would have to have surgery on a bulging disk in his back. The injury would end his 1988 season, and at the time some thought his football career was also finished. After feeling twinges in his back while running sprints on July 22, Rohrer awoke to severe pain the next morning. Following successful surgery, Rohrer worked hard throughout the year and reported to training camp to try and regain his starting job at outside linebacker. Despite not playing on passing downs in 1987, Rohrer led all linebackers in sacks with four, more than his first five seasons combined. In the Cowboys' upset victory over the Giants at Texas Stadium, Rohrer had a sack and a team-high eight tackles. Against Miami (11/22) he had nine tackles and a sack then followed that four days later in the Thanksgiving Day game versus Minnesota with a season-high 10 tackles. Rohrer recovered two fumbles in the last four games to tie for the team lead in that category. In 1986 Rohrer led the team in tackles in four of the 16 games and caused a team-high four fumbles. He finished second to Eugene Lockhart in total tackles, 121-111. After three seasons of outstanding special teams play, Rohrer took over the starting right linebacker spot from Anthony Dickerson in 1985. GAMES/STARTS: 1982 (8/0), 1983 (16/0), 1984 (16/0), 1985 (15/12), 1986 (16/16), 1987 (12/12), 1988 (IR). Total — 83/40.

**COLLEGE:** Rohrer was the highest NFL draft choice from Yale since 1969 when the Cowboys chose Calvin Hill in the first round. In 1981 Jeff was named to the Coaches All-Ivy League and the Coaches All-New England first teams after leading Ivy co-champ Yale in tackles with a school-record 136 stops (71 solo).

**PERSONAL:** Jeffrey Charles Rohrer was a National Football Foundation and Hall of Fame Scholar-Athlete at Mira Costa High School in his native Manhattan Beach, Calif. He received his degree from Yale in

**ROHRER, Cont.**

administrative sciences. In the offseason Jeff began a venture to make customized beverage golf head-covers. His hobbies include ceramics, scuba diving and karate. Jeff supports the Special Olympics program for the handicapped.

**ROHRER'S COWBOYS TOTALS**

Year	Tackles — QB Traps				Year	Opponents' Fumbles Recovered				
	Solo	Asst.	Tot.	Tps.		No.	Yds.	Avg.	Long	TD
1983	3	7	10	0	1984	1	5	5.0	5	0
1984	2	9	11	0	1986	1	0	0.0	0	0
1985	28	26	54	1½	1987	2	0	0.0	0	0
1986	62	49	111	2	Totals	4	5	1.3	5	0
1987	41	33	74	4						
Totals	136	124	260	7½						

**Roger Ruzek ★ 9**

**KICKER • WEBER STATE • 3rd YEAR**  
**HT: 6-1 • WT: 195 • BORN: 12/17/60 • FA FOR '87**

**PRO:** Roger Ruzek's numbers in 1988 are not a fair assessment of his performance. After missing training camp and the first two regular season games, Ruzek was forced to kick himself into shape during the regular season. The turning point came against Philadelphia on Oct. 23, when he made all three of his field goal attempts. His performance against the Eagles touched off a streak of seven straight field goals, including a career-long 50 yarder against Minnesota (11/13) in Texas Stadium. Only two rarely-called penalties in the Cleveland game (12/4) prevented Ruzek from extending the streak. In the first quarter his 38-yard field goal was nullified by an illegal hands to the face penalty. The ensuing 48-yard attempt was blocked. In the game's final minutes, Ruzek tied the game with a 40-yard field goal. However, a tripping call against Dallas took the points off the scoreboard and forced a 50-yard try that fell short. Ruzek, who entered 1989 with a streak of four field goals at Texas Stadium, is 13 of 16 (81.3%) on the Cowboys home turf. With 53 straight extra points, Ruzek entered the 1989 season with the NFL's fifth longest active streak. Mike Clark holds the Cowboys record of 99 straight good point after attempts from 1969-71. Over the past two seasons Ruzek made nine of his 11 (81.8%) field goal attempts — 4 of 6 when the game is tied or Dallas is behind by three or less — in the fourth quarter, with one of the misses coming against the Browns last year. Dallas recovered three of Ruzek's four onside attempts, including two of three in 1988. Following a 1987 training camp in which he was released then re-signed, Ruzek set club records for field goal accuracy (22-25, 88%) in a season and field goals (5 vs. Rams) in a game. He tied the NFL record for field goals in a quarter with four in the final frame against the Giants (11/2). His 88% accuracy also led the NFC his first season. In two seasons with the New Jersey Generals of the USFL, Ruzek made 70.8% (34-48) of his field goal attempts at 95.2% (100-105) of his extra point attempts. His first professional field goal came from 51 yards in 1984. **GAMES/STARTS:** 1987 (12/0), 1988 (14/0). Total — 26/0.

**COLLEGE:** Ruzek holds Weber State records for consecutive PATs

## RUZEK, Cont.

(30, 1979-80), accuracy (27-28, 96.4% in 1982) and field goal accuracy (16-19, 84.2% in 1982). He also led NCAA Division I-AA in field goal accuracy in 1982. His career 221 extra points and 46 field goals stand as NCAA Division I-AA records. He earned All-Big Sky honors four straight years.

**PERSONAL:** A native of San Francisco, Calif., Ruzek lettered in football, soccer and baseball at El Camino High School. He earned his degree in physical education at Weber State.

### RUZEK'S GENERALS TOTALS

Year	Scoring			Pts.
	TD	PAT	FG	
1984	0	51-53	17-23	102
1985	0	49-52	17-25	100
Totals	0	100-105	34-48	202

### RUZEK'S COWBOYS TOTALS

Year	Scoring			Pts.
	TD	PAT	FG	
1987	0	26-26	22-25	92
1988	0	27-27	12-22	63
Totals	0	53-53	34-47	155

### Field Goal Accuracy

Year	Field Goal Accuracy					Total	Pct.
	11-19	20-29	30-39	40-49	50+		
1987	0-0	8-8	6-7	8-10	0-0	22-25	88.0
1988	0-0	4-5	4-7	3-7	1-3	12-22	54.6
Totals	0-0	12-13	10-14	11-17	1-3	34-47	72.3

### SINGLE-GAME CAREER HIGHS

#### Regular Season

Pts. — 17 (12/21/87 @ Rams)  
 FGs. — 5 (12/21/87 @ Rams)  
 Lg. — 50 (11/13/88 vs. Minnesota)  
 PATs. — 5 (11/26/87 vs. Minnesota)

### RUZEK FIELD GOALS IN THE 4TH QUARTER

Date	Opp.	Yards and Result	Score Before	Score After	Final Score
9/20/87	@ NYG	*28 yards	G14-13	D16-14	D16-14
11/2/87	NYG	34 yards	G24-14	G17-24	D33-24
11/2/87	NYG	*49 yards	24-24	D27-24	D33-24
11/2/87	NYG	40 yards	D27-24	D30-24	D33-24
11/2/87	NYG	35 yards	D30-24	D33-24	D33-24
11/15/87	@ NE	20 yards	N17-14	17-17	D23-17
12/21/87	@ RAMS	37 yards	D26-14	D29-14	D29-21
9/25/88	ATL	25 yards	A20-16	A20-19	D26-20
10/3/88	@ NO	39 yard miss	N17-14	N17-14	N20-17
10/3/88	@ NO	39 yards	N17-14	17-17	N20-17
12/4/88	@ CLE	50 yard miss	C24-21	C24-21	C24-21

Ruzek is 9 of 11 in the fourth quarter — 4 of 6 with the Cowboys tied or behind by three or less.

\*Game winner



## Mike Saxon ★ 4

PUNTER • SAN DIEGO STATE • 5th YEAR  
 HT: 6-3 • WT: 198 • BORN: 7/10/62 • FA FOR '85

**PRO:** With some of his top performances coming in the season's final games, Mike Saxon had his best year in 1988. Again last season Saxon ranked among the league leaders in punts inside the opponent's 20 with 24. He led the NFL in that category in 1986 and 1987. Since coming into the league, Saxon knocked more punts (92) inside the opponent's 20 than any other NFL punter. Last year Saxon

## SAXON, Cont.

placed fourth in the NFC in gross punting average — his highest career finish. Against Minnesota (11/13) in the 11th week, Saxon booted a season-long 55 yarder on his way to averaging a season-high 39.5 net yards. Two weeks later against Houston he had his best game in over two years with a 46.5 average and two punts inside the Oilers' 20. The game was his best since he averaged 47.5 yards against Philadelphia in 1986. In the regular-season finale against the Eagles last season he booted another 55 yarder. Last year Saxon became only the second Cowboys player with over 300 career punts. Danny White holds the club record with 612 punts. Saxon quickly established himself as a top punter in his initial season when he averaged 41.9 yards per punt which was the highest ever by a Cowboys rookie and the best by any Cowboys player since Ron Widby's 43.3 average in 1969. Saxon's first NFL punt, which came against Washington before a national Monday Night television audience, sailed a season-long 57 yards. He finished his best day as a pro with a 48.8 average, 43.3 net average and four punts inside the Redskins' 20. Later that season Saxon set a club playoff-record by averaging 46.9 yards on seven punts against the Rams. His 86 punts in 1986 set a Cowboys record eclipsing Danny White's mark of 82 from 1984. An 11th-round draft choice by Detroit in 1984, Saxon was released on the final cut after averaging 43.5 yards per kick in preseason. GAMES/STARTS: 1985 (16/0), 1986 (16/0), 1987 (12/0), 1988 (16/0). Total — 60/0.

**COLLEGE:** A walk-on at San Diego State, Saxon set school records for punting average in a game (54.8 vs. BYU in '83), a season (45.5 i '83) and a career (44.1). The honorable mention All-America also holds the record for the longest punt in Aztecs history with an 80 yarder against BYU in 1982. Saxon attributes much of his punting success to his collegiate coach, Gary Zauner. Mike attended Pasadena City College before transferring to San Diego State.

**PERSONAL:** A native of Whittier, Calif., Michael Eric Saxon starred in baseball and as a wide receiver, defensive back and punter at Arcadia High School. In the offseason Mike lives in Laguna Niguel, Calif., where he works in the real estate business. He also works with Ben Agajanian's youth kicking camps in Long Beach. Saxon majored in business management at San Diego State.

### SAXON'S COWBOYS TOTALS

Year	Punting						
	No.	Yds.	Avg.	In 20	Long	Blk.	Net
1985	81	3396	41.9	20	57	1	35.5
1986	86	3498	40.7	28	58	1	34.5
1987	68	2685	39.5	20	63	0	34.2
1988	80	3271	40.9	24	55	0	34.2
Totals	315	12850	40.8	92	63	2	34.8

### SINGLE-GAME CAREER HIGHS

Punts — 10 (11/17/85 vs. Chicago)  
Gross Average — 48.8 (9/9/85 vs. Washington)  
Inside 20 — 4 (twc., last 10/13/85 vs. Pittsburgh)  
Long — 63 (9/13/87 @ St. Louis)  
Net Average — 43.3 (9/9/85 vs. Washington)

## SAXON, Cont.

### INSIDE 20 SINCE 1985

	1985	1986	1987	1988	Total
1. MIKE SAXON, DALLAS	20	28	20	24	92
2. Dale Hatcher, L.A. Rams	32	26	19	13	90
3. John Kidd, Buffalo	33	14	20	13	80
4. Max Runager, Cleveland	30	23	13	13	79
5. Rick Donnelly, Atlanta	18	19	9	27	73

### NFL INSIDE 20 LEADERS (1976-88)

1976 — John James, Atlanta (28)	1983 — Dave Jennings, N.Y. Giants (29)
1977 — Mike Bragg, Washington (29)	Jeff Hayes, Washington (29)
1978 — Glen Walker, L.A. Rams (26)	1984 — David Finzer, Chicago (26)
1979 — Bob Parsons, Chicago (26)	1985 — John Kidd, Buffalo (33)
1980 — John James, Atlanta (25)	1986 — MIKE SAXON, DALLAS (28)
1981 — Bob Parsons, Chicago (31)	1987 — MIKE SAXON, DALLAS (20)
1982 — Dave Jennings, N.Y. Giants (16)	1988 — John Teltschik, Philadelphia (28)



## Scott Secules ★ 10

QUARTERBACK • VIRGINIA • 2nd YEAR  
HT: 6-3 • WT: 219 • BORN: 11/8/64 • D-6 FOR '88

**PRO:** Although Scott Secules is a mystery to many people because he never even took a snap in a preseason or regular-season game in 1988, the Cowboys coaches know of his talents. In a training camp scrimmage against the Raiders last year, Secules completed nine of 12 passes for 83 yards. With three quarterbacks considered a luxury by NFL teams, Dallas thought so much of Secules as a rookie that the coaches created a roster spot for a fourth quarterback in order to keep him. He was particularly impressive in the Cowboys spring mini camps. "I think maybe the biggest surprise of the quarterbacks would be Scott Secules," said Jimmy Johnson. "He's done a great job. He's got a great grasp of the offense and is a very, very intelligent player. He has been able to progress at a far faster pace than we expected." Despite starting only one season at Virginia, Secules was rated as the top quarterback by Dallas in the 1988 draft. He was the third quarterback picked after Chris Chandler and Don MacPherson. GAMES/STARTS: 1988 (0/0).

**COLLEGE:** As a senior Secules led Virginia to its first bowl appearance in 99 years and its first winning seasons since 1951. The first Cavaliers' signal caller to earn All-ACC honors since Bob Davis in 1966, Secules set 16 school passing records. Secules, who completed 1714 of 296 passes for 2,311 yards, 12 touchdowns and eight interceptions in 1987, was named the offensive player of the game in Virginia's All-American Bowl victory over BYU.

**PERSONAL:** A native of Centreville, Va., Thomas Wescott Secules (SEE-Kyools) starred in basketball, baseball and football at Chantilly High School. He was also a member of the National Honor Society. His father, Tom, played quarterback at William & Mary from 1956-59. Scott earned his degree in economics from Virginia.

## Daryle Smith ★ 79

TACKLE • TENNESSEE • 3rd YEAR  
HT: 6-5 • WT: 276 • BORN: 1/18/64 • FA FOR '87

**PRO:** Daryle Smith saw time as a starter at left tackle the past two seasons in place of injured Mark Tuinei. Then the injury bug hit Smith himself, relegating him to a backup role behind rookie Dave Widell the second half of last season. Smith suffered a pair of broken ribs against New Orleans on Oct. 3 and did not see much action the rest of the season. Daryle joined the Cowboys during the '87 strike and was so impressive at left tackle the coaches made a place on the squad for him when the strike ended. When Tuinei injured a knee on Thanksgiving Day, Smith found himself in the starting lineup for the final month of the '87 season. Tuinei's knee problems opened the way for Smith again early last season before the rib injury felled Daryle. Smith went to training camp with Seattle as a free agent rookie in '87, but was released on the final cut. He has outstanding balance and is regarded as a fine pass blocker. GAMES/STARTS: 1987 (9/7), 1988 (14/4). Total — 23/11.

**COLLEGE:** Smith was a late bloomer at Tennessee, where he began as a tight end. He became a starter at left tackle midway through his junior year of 1985. He started his entire senior season.

**PERSONAL:** Daryle Ray Smith was an all-state defensive end and tight end at Powell High School in Knoxville, Tenn. He averaged 23 yards per catch during his high school career. Daryle and wife Karen live in Coppell, Texas, with their three sons — Joseph Lee (11/21/87) and twins Matthew Ryan and Benjamin Ray (4/24/89). Daryle is an avid golfer.



## Mark Tuinei ★ 71

TACKLE • HAWAII • 7th YEAR  
HT: 6-5 • WT: 282 • BORN: 3/31/60 • FA FOR '83

**PRO:** Mark Tuinei is a talented athlete who has been limited to action in only 13 games the past two seasons because of an injury to his left knee. He first hurt it in the 1987 Thanksgiving Day game against Minnesota and spent the final month of the season on injured reserve. Last year he rebounded from knee surgery and opened the season as the starting left tackle for the second year in a row. He re-injured the knee early in the season, however, and saw action in only five games before being put on injured reserve for the rest of the season. It took a few years before Tuinei settled at the left tackle position. He made the club in '83 as a free agent defensive tackle, where he played for two years. He moved to the offensive line in '85, backing up center Tom Rafferty. In '86 Mark worked at all three offensive line positions in



## TUINEI, Cont.

camp and appeared ready to settle at tackle. Then injuries in the defensive line forced Tuinei to split time every week in practice between offensive and defensive tackle. Against Denver in '86 Mark led Cowboys defensive linemen with six tackles while playing for injured Randy White. The next week against Washington he started at left offensive tackle and remained there the rest of the year. GAMES/STARTS: 1983 (10/0), 1984 (16/0), 1985 (16/0), 1986 (16/11), 1987 (8/8), 1988 (5/4). Total — 71/23.

**COLLEGE:** Tuinei played his first two collegiate seasons at UCLA. He started at defensive tackle his sophomore year, finishing fifth in tackles. He transferred to Hawaii but was nagged by injuries his senior year and played in only seven games. He was then passed over in the NFL draft but signed with Dallas as a free agent.

**PERSONAL:** Mark Pulemau Tuinei (TOO-ee-nay) was born in Ocean-side, Calif., and raised in Honolulu, where he was an outstanding athlete at Punahou High School. Mark was Hawaii prep lineman of the year as a senior, a state shotput champion and an all-star basketball player. Mark's brother Tom was an All-WAC defensive tackle at Hawaii and played for the Detroit Lions and the CFL's Edmonton Oilers. Mark and wife Ponolai live in Carrollton, Texas, with three Rottweiler, Shaka Zulu.

### TUINEI'S COWBOYS TOTALS

Year	Tackles — QB Traps			
	Solo	Ast.	Tot.	Tps.
1983	0	1	1	0
1984	2	0	2	1
1986	6	0	6	0
Totals	8	1	9	1



## Mark Walen ★ 95

DEFENSIVE LINEMAN • UCLA • 3rd YEAR  
HT: 6-5 • WT: 267 • BORN: 3/10/63 • D-3 FOR '86

**PRO:** As one of only four returning defensive linemen, Mark Walen is a valuable commodity for the Cowboys. Walen, who trailed only the four starting linemen and Garry Cobb in sacks with four last year, played well when given the chance. Against Phoenix (10/30) while starting in place of an injured Kevin Brooks, Walen had his best game as a pro with nine tackles and two sacks. He also blocked a Cardinals' extra point attempt. Earlier in the season he recorded four tackles and a sack after replacing Brooks against Atlanta (9/25). For most of 1988 Walen played in passing situations at either tackle or end. He recorded his first NFL sack in his first NFL game in the season opener against St. Louis in 1987. He spent the 1986 season on injured reserve after breaking an ankle in rookie orientation. GAMES/STARTS: 1986 (IR), 1987 (9/0), 1988 (15/2). Total — 24/2.

**COLLEGE:** The 1985 PAC 10 defensive player of the year, Walen led UCLA in sacks with nine and was third on the team in tackles with 74. He also earned All-West Coast and honorable mention All-America honors as a senior.

## WALEN, Cont.

**PERSONAL:** Mark Hartley Walen was All-San Mateo County at Burlingame, Calif. High School. He also starred in soccer and basketball. Walen majored in history at UCLA. Walen's hobbies include restoring cars — he owns a 1968 Citroen and a 1967 Shelby GT500 — and mountain biking. He lives in Carrollton with wife Maggie.

### WALEN'S COWBOYS TOTALS

#### Tackles — QB Traps

Year	Solo	Asst.	Tot.	Tps.
1987	2	0	2	1
1988	19	6	25	4
Totals	21	6	27	5

## Herschel Walker ★ 34

**RUNNING BACK • GEORGIA • 4th YEAR**  
**HT: 6-1 • WT: 226 • BORN: 3/3/62 • D-5A FOR '85**



**PRO:** In any sport the judge of a truly great performer is the ability to dominate an opponent, particularly when the outcome is still in question. In the fourth quarter against Phoenix (9/12) last year, Herschel Walker showed why he is one of the game's best. Leading 10-7 early in the fourth quarter, Dallas scored on an 81-yard, 13-play drive in which Walker carried nine times for 58 yards. Following a Cardinals touchdown, Dallas ran out the remaining 3:47 in large part because of Walker's five carries for 19 yards. On his way to All-Pro honors and a second-straight Pro Bowl appearance, Walker became only the 10th player in NFL history to gain more than 2,000 yards from scrimmage in a season. With 2,019 rushing-receiving yards, Walker finished third in the NFL in 1989 and bettered Tony Dorsett's club record of 1,971 yards from 1981. Over the past two seasons no NFL player gained more yards from scrimmage than Walker's 3,625 rushing-receiving yards. His 1,514 rushing yards led the NFC and accounted for the most yards by a Cowboys player since Dorsett's team-record 1,646 yards rushing in 1981. For the third straight season Walker led Dallas in touchdowns with seven in 1988. After 44 games with Dallas, Walker has gained 5,199 yards from scrimmage. He could reach the 6,000 and 7,000 rushing-receiving yard plateaus swifter than any Cowboys player. Dorsett was the fastest to achieve those marks by gaining, 6,000 yards in 60 games and 7,000 yards by his 67th game. Walker is also quickly climbing the Cowboys all-time rushing and receiving lists. He is sixth on the rushing list with 3,142 yards and can pass Walt Garrison (3,886), Robert Newhouse (4,784) and Calvin Hill (5,009) in 1989. With 189 career catches Walker is tied with Preston Pearson for 10th spot on the Cowboys receiving list. Directly ahead are Timmy Newsome (212), Ron Springs (222) and Billy Joe DuPree (267). In 1987 Walker led the league with 1,606 yards from scrimmage and became the first NFL player to twice gain over 700 yards both rushing and receiving in a season. Against New England (11/15) Walker rushed for career-high 173 yards, including the longest overtime run in NFL history, a 60-yard touchdown scamper to beat New England, 23-17. In 1986 Herschel led NFC running backs in receiving yards and yards per

## **WALKER, Cont.**

rushing attempt, had the NFL's longest run from scrimmage and second longest pass reception (both in same game vs. Philadelphia). He led the Cowboys in total yards, set club records of 76 receptions in a season and 292 yards from scrimmage in a game (vs. Philadelphia 12/14) and tied Tony Dorsett's club season mark of 12 rushing touchdowns. Herschel joined the Cowboys on Aug. 13, 1986 following the demise of the USFL. The Cowboys had used a fifth-round draft choice to acquire Walker's NFL rights in 1985 while he was playing for the USFL's New Jersey Generals. Herschel dominated the USFL, gaining more than 7,000 yards rushing and receiving and scoring 61 touchdowns in three seasons. His 2,411 yards rushing in 1985 is a pro football single-season record. He had 14 100-yard games in 1985, including 11 in a row and three of more than 200 yards. His top career rushing game was a league-record 233 yards against the Houston Gamblers in 1985. Walker led the USFL in rushing in '83 and '85 and was the league's MVP in '85. He topped the 100-yard mark 26 times in 53 games over three seasons. He broke long runs of 88, 83, 80, 69 and 62 yards, and caught two touchdown passes of over 50 yards, a 65 yarder and a 68 yarder. GAMES/STARTS: 1986 (16/9), 1987 (12/11), 1988 (16/16). Total — 44/36.

**COLLEGE:** Walker won the 1982 Heisman Trophy to cap a magnificent three-year collegiate career that saw him rush for 5,259 yards, which ranks him third on the NCAA's all-time rushing list behind Pittsburgh's Tony Dorsett with 6,082 and Southern Cal's Charles White with 5,598. Walker finished third in the Heisman voting as a freshman behind George Rogers and Hugh Green, and he came in second as a sophomore in 1981 to USC's Marcus Allen. Herschel was only the seventh junior to win the award. A three-time unanimous All-America, Walker set 10 NCAA records, 15 Southeastern Conference records and 30 University of Georgia marks in his career. In 33 games he rushed for an average of 159.4 yards per game, 5.3 yards per carry, scored 52 touchdowns, had 266 runs for first downs and 162 runs of more than 10 yards each. In 1980 he rushed for 1,616 yards to break Dorsett's NCAA freshman record and lead Georgia to the national championship with a 12-0 record, including the 1981 Sugar Bowl victory over Notre Dame in which Herschel rushed for 150 yards and two touchdowns to earn MVP honors. Earlier that season Walker rushed for 283 yards in only his sixth college game. Herschel set the NCAA sophomore rushing mark of 1,891 yards in 1981. His 5,259 yards from 1980-82 is the NCAA record for rushing yards in three seasons. Walker rushed for over 100 yards in 28 games, including six of over 200 yards. Walker left Georgia after his junior year to sign with the Generals on Feb. 23, 1983.

**PERSONAL:** Herschel Junior Walker is one of seven children (four sons, three daughters) raised by Willis and Christine Walker of Wrightsville, Ga. Herschel was named for his grandfather. Herschel's father is a foreman at the Englehard chalk mine in Wilkerson, Ga. PARADE magazine named Herschel the national high school back of the year in 1979 after he rushed for 3,167 yards and 45 touchdowns as a senior at Johnson County High School. He rushed for 6,137 yards and 86 touchdowns in his high school career. He also excelled in track as a sprinter in high school and college. Herschel majored in criminal justice at Georgia, where he also met his wife, the former Cindy DiAngelis of Brooklyn, N.Y. Herschel won the SuperStars competitions in 1987 and

**WALKER, Cont.**

1988. He has a second degree black belt in Tae Kwon Do, a Korean form of martial arts. Herschel contributes to numerous civic and charitable groups. He is national spokesman for the Golden State Mutual Life Insurance Company's Golden Opportunity Foundation and Adopt-a-School program, which promotes education to young people. In 1988 Herschel danced with the Fort Worth Ballet. Herschel writes a weekly fitness column for a Dallas newspaper and stars in his own fitness video for children. He and Cindy live in Irving, Texas, with their dog, Al Capone, a Rottweiler.

**WALKER'S GENERALS TOTALS**

Rushing					Receiving						
Year	No.	Yds.	Avg.	Long	TD	Year	No.	Yds.	Avg.	Long	TD
1983	412	1,812	4.4	83t	17	1983	53	489	9.2	65t	1
1984	293	1,339	4.6	69t	16	1984	40	528	13.2	50t	5
1985	438	2,411	5.5	88t	21	1985	37	467	12.6	68t	1
Totals	1,143	5,562	4.9	88t	54	Totals	130	1,484	11.4	68t	7

**WALKER'S COWBOYS TOTALS**

Rushing					Receiving						
Year	No.	Yds.	Avg.	Long	TD	Year	No.	Yds.	Avg.	Long	TD
1986	151	737	4.9	84t	12	1986	76	837	11.0	84t	2
1987	209	891	4.3	60t	7	1987	60	715	11.9	44	1
1988	361	1,514	4.2	38	5	1988	53	505	9.5	50	2
Totals	721	3,142	4.4	84t	24	Totals	189	2,057	10.9	84t	5

**SINGLE-GAME COWBOYS HIGHS****Regular Season**

Yds. Rsh. — 173 (11/15/87 @ N.E.)  
 Rsh. Att. — 29 (9/12/88 @ Phoenix)  
 Lg. run — 84t (12/14/86 vs. Phila.)  
 TD Rsh. — 2 (4 tms., 1st. 12/27/87 vs. St. Louis)  
 Rcpt. — 9 (twc., 1st. 12/14/86 vs. Phila.)  
 Yds. Rec. — 170 (12/14/86 vs. Phila.)  
 Lg. Rcpt. — 84t (12/14/86 vs. Phila.)  
 TD rec. — 1 (5 tms., 1st. (9/25/88 vs. Atl.)

**WALKER GAME-BY-GAME**

1986

	Rushing					Receiving				
	No.	Yds.	Avg.	Lg.	TD	No.	Yds.	Avg.	Lg.	TD
W-N.Y. Giants 9/8	10	64	6.4	13	2	6	32	5.3	23	0
W-@ Detroit 9/14	6	51	8.5	34	1	5	35	7.0	12	0
L-Atlanta 9/21	6	55	9.2	25	0	1	3	3.0	3	0
*W-@ St. Louis 9/29	19	82	4.3	15	0	5	57	11.4	14	1
*L-@ Denver 10/5	15	33	2.2	10	1	5	34	6.8	11	0
W-Washington 10/12	13	45	3.5	7	2	6	155	25.8	69	0
W-@ Philadelphia 10/19	6	33	5.5	13	0	8	62	7.8	32	0
*W-St. Louis 10/26	26	120	4.6	19t	2	4	37	9.3	12	0
L-@ N.Y. Giants 11/2	10	34	3.4	9	0	9	148	16.4	44	0
L-L.A. Raiders 11/9	3	5	1.7	3	0					
*W-@ San Diego 11/16	8	15	1.9	4	1	4	21	5.3	8	0
*L-@ Washington 11/23	3	5	1.7	3	1	1	13	13.0	13	0
*L-Seattle 11/27	8	37	4.6	13	1	8	36	4.5	12	0
*L-@ L.A. Rams 12/7	7	33	4.7	14	0	1	4	4.0	4	0
*L-Philadelphia 12/14	6	122	20.3	84t	1	9	170	18.9	84t	1
*L-Chicago 12/21	5	3	0.6	1	0	4	30	7.5	17	0

\*Starts

# WALKER, Cont.

1987

	Rushing						Receiving					
*L-@ St. Louis 9/13	13	62	4.8	11	0	7	90	12.9	36	0	0	
*W-@ N.Y. Giants 9/20	17	27	1.6	13	0	3	50	16.7	35	0	0	
*L-@ Philadelphia 10/25	12	54	4.5	40	1	2	14	7.0	7	0	0	
*W-N.Y. Giants 11/2	9	28	3.1	24	1	6	62	10.3	20	0	0	
*L-@ Detroit 11/8	13	65	5.0	17	0	5	55	11.0	24	0	0	
*W-@ New England 11/15	28	173	6.2	60t	1	5	59	11.8	26	0	0	
*L-Miami 11/22	19	82	4.3	19	0	4	74	18.5	44	0	0	
*L-Minnesota 11/26	21	76	3.6	25	0	7	91	13.0	39	1	0	
*L-Atlanta 12/6	15	35	2.3	11	1	7	62	8.9	22	0	0	
*L-@ Washington 12/13	14	44	3.1	15	0	5	54	10.8	20	0	0	
*W-@ L.A. Rams 12/21	23	108	4.7	15	1	6	54	9.0	24	0	0	
*W-St. Louis 12/27	25	137	5.5	12	2	3	50	16.7	31	0	0	

1988

	Rushing						Receiving					
*L-@ Pittsburgh 9/4	19	79	4.2	12	0	6	56	9.3	16	0	0	
*W-@ Phoenix 9/12	29	149	5.1	26	1	3	22	7.3	12	0	0	
*L-N.Y. Giants 9/18	19	78	4.1	16	0	5	80	16.0	27t	1	1	
*W-Atlanta 9/25	25	96	3.8	16	0	5	27	5.4	9	1	0	
*L-@ New Orleans 10/3	26	124	4.8	15	0	4	23	5.8	9	0	0	
*L-Washington 10/9	15	51	3.4	9	0	5	92	23.0	50	0	0	
*L-@ Chicago 10/16	21	88	4.2	17	0	4	47	11.8	24	0	0	
*L-@ Philadelphia 10/23	25	85	3.4	29	0	4	42	10.4	21	0	0	
*L-Phoenix 10/30	17	87	5.1	27	0	0	0	0	0	0	0	
*L-@ N.Y. Giants 11/6	20	96	4.8	38	0	6	40	6.7	10	0	0	
*L-Minnesota 11/13	21	86	4.1	17	0	0	0	0	0	0	0	
*L-Cincinnati 11/20	27	131	4.8	11t	1	2	16	8.0	14	0	0	
*L-Houston 11/24	22	69	3.1	14	1	4	20	5.0	7	0	0	
*L-@ Cleveland 12/4	25	134	5.4	20	1	3	7	2.3	8	0	0	
*W-@ Washington 12/11	27	98	3.6	27	0	2	33	16.5	25	0	0	
*L-Philadelphia 12/18	23	63	2.7	15	1	0	0	0	0	0	0	

## WALKER'S RUSHING YARDS VS. NFL TEAMS

	G	No.	Yds.	Avg.	Lg.	TD	APG	Best Game					
								No.	Yds.	Avg.	Lg.	TD	
New England	1	28	173	6.2	60t	1	173.0	11/15/87	28	173	6.2	60t	1
Cleveland	1	25	134	5.4	20	1	134.0	12/4/88	25	134	5.4	20	1
Cincinnati	1	27	131	4.8	11t	1	131.0	11/20/88	27	131	4.8	11t	1
New Orleans	1	26	124	4.8	15	0	124.0	10/3/88	26	124	4.8	15	0
Phoenix	6	129	637	4.9	27	5	106.2	9/12/88	29	149	5.1	26	1
Miami	1	19	82	4.3	19	0	82.0	11/22/87	19	82	4.3	19	0
Minnesota	2	42	162	3.9	25	0	81.0	11/13/88	21	86	4.1	17	0
Pittsburgh	1	19	79	4.2	12	0	79.0	9/4/88	19	79	4.2	12	0
Philadelphia	5	72	357	5.0	84t	3	71.4	12/14/86	6	122	20.3	84t	1
L.A. Rams	2	30	141	4.7	15	1	70.5	12/21/87	23	108	4.7	15	1
Houston	1	22	69	3.1	14	1	69.0	11/24/88	22	69	3.1	14	1
Atlanta	3	46	186	4.0	25	1	62.0	9/25/88	25	96	3.8	25	0
Detroit	2	19	116	6.1	34	1	58.0	11/8/87	13	65	5.0	17	0
N.Y. Giants	6	85	327	3.9	38	3	54.5	11/6/88	20	96	4.8	38	0
Washington	5	72	243	3.4	27	3	48.6	12/11/88	27	98	3.6	27	0
Chicago	2	26	91	3.5	17	0	45.5	10/16/88	21	88	4.2	17	0
Seattle	1	8	37	4.6	13	1	37.0	11/27/86	8	37	4.6	13	1
Denver	1	15	33	2.2	10	1	33.0	10/5/86	15	33	2.2	10	1
San Diego	1	8	15	1.9	4	1	15.0	11/16/86	8	15	1.9	4	1
L.A. Raiders	1	3	5	1.7	3	0	5.0	11/9/86	3	5	1.7	5	0

100-yard Games (9) — NFC: L.A. Rams, New Orleans, Philadelphia, Phoenix (3)  
AFC: Cincinnati, Cleveland, New England

Never Played Vs. — NFC: Green Bay, San Francisco, Tampa Bay  
AFC: Buffalo, Indianapolis, Kansas City, N.Y. Jets

### Rushing-Receiving since 1987

	Total	Rushing	Receiving
1. HERSCHEL WALKER, Dallas	3,625	2,405	1,220
2. ERIC DICKERSON, Indianapolis	3,495	2,947	548
3. ROGER CRAIG, San Francisco	3,343	2,317	1,026
4. JERRY RICE, San Francisco	2,542	158	2,384
5. NEAL ANDERSON, Chicago	2,530	1,692	838

## WALKER, Cont.

Rushing Since 1987					
	Att.	Yds.	Avg.	Lg.	TD
1. ERIC DICKERSON, Indianapolis	671	2,947	4.4	57	20
2. <b>HERSCHEL WALKER, Dallas</b>	570	2,405	4.2	60t	12
3. ROGER CRAIG, San Francisco	525	2,317	4.4	46t	12
4. CURT WARNER, Seattle	500	2,010	4.0	57	18
5. MIKE ROZIER, Houston	480	1,959	4.1	41	13

Receptions Since 1986					
	No.	Yds.	Avg.	Lg.	TD
1. J.T. SMITH, Phoenix	254	3,117	12.3	45	19
2. AL TOON, N.Y. Jets	246	3,219	13.1	62t	18
3. ROGER CRAIG, San Francisco	223	1,650	7.4	48	2
4. JERRY RICE, San Francisco	215	3,954	18.4	96t	46
5. MARK CLAYTON, Miami	192	3,055	15.9	68t	31
6. <b>HERSCHEL WALKER, Dallas</b>	189	2,057	10.9	84t	5
GARY CLARK, Washington	189	3,223	17.1	84t	21

Touchdowns Since 1986			
	Rushing	Receiving	Total
1. JERRY RICE, San Francisco	3	46	49
2. CURT WARNER, Seattle	31	4	35
3. ERIC DICKERSON, Indianapolis	31	1	32
4. MARK CLAYTON, Miami	0	31	31
5. <b>HERSCHEL WALKER, Dallas</b>	24	5	29
JOHNNY HECTOR, N.Y. Jets	29	0	29

Rushing Touchdowns Since 1986	
1. CURT WARNER, Seattle	31
2. ERIC DICKERSON, Indianapolis	31
3. JOHNNY HECTOR, N.Y. Jets	29
4. <b>HERSCHEL WALKER, Dallas</b>	24

## Everson Walls ★ 24

CORNERBACK • GRAMBLING • 9th YEAR  
 HT: 6-1 • WT: 193 • BORN: 12/28/59 • FA FOR '81



**PRO:** Everson Walls is no stranger to leading the Cowboys. On the field Walls has led Dallas in interceptions a club-record five times and the NFL a league-record three times. He is also close to becoming the team's all-time leading interceptor. However, in 1988 Walls took more of a leadership role off the field. The nine-year veteran was elected a team captain by his teammates last year and serves as the team's player representative to the union. His solid work habits set an example for the younger players. "Everson is a very smart and confident player, because he works at it," says defensive backs coach Dick Nolan. "He is very conscientious about his job." Once again last year Walls, who was an honorable mention All-Pro, led Dallas in passes defended and was a co-leader in interceptions. Against Cleveland (12/11) he recovered a fumble, batted down a pass and recorded his first career sack. As a rookie in 1981 Walls set a team record with 11 interceptions. The following season he again led the league, then in 1985 set an NFL record by leading all players for a third season. With 44 career steals Walls is within reach of Mel Renfro's club record of 52. Walls, who is the

## WALLS, Cont.

only current NFL player with less than nine years in the league and more than 40 interceptions, is fourth among active interceptors in the NFL behind Dave Brown, Green Bay (56), John Harris, Minnesota (50) and Mike Haynes, New England (46). Walls can move onto the NFL's list of top 20 all-time interceptors this season. Donnie Shell and Bobby Bryant are tied for 19th spot with 51 career interceptions. Walls, who has intercepted 77 passes in 13 seasons since his senior year in high school, was an all-rookie choice in 1981, an All-Pro in 1982, 1983 and 1985 and a Pro Bowl pick in 1981, 1982, 1983 and 1985. Walls — then just 24 — became the youngest player elected by fans to the Cowboys' 25th anniversary All-Time team. His accomplishments are even greater when given the fact that he was almost overlooked coming out of college. "I look at it as a challenge that nobody drafted me," says Walls. "From the first day, I wanted to prove they were wrong." GAMES/STARTS: 1981 (16/14), 1982 (9/9), 1983 (16/16), 1984 (16/16), 1985 (16/16), 1986 (16/16), 1987 (12/12), 1988 (16/16). Total — 117-115.

**COLLEGE:** Walls led the nation in 1980 with a Grambling-record 11 interceptions for 140 yards in 11 games. He was named first-team All-Southwestern Athletic Conference as a senior. In his junior year he picked off four passes for 91 yards and a touchdown.

**PERSONAL:** Everson "Cubby" Walls was a football, basketball and track star at Berkner High School in the Dallas suburb of Richardson. He grew up within two miles of the Cowboys' old practice field. Walls earned a degree in accounting from Grambling. Everson, who is the Cowboys 1989 NFL Man of the Year nominee, was presented with the 1988 Sportsman of the Year Award by the Dallas/Fort Worth Chapter of the NAACP for his contributions to the community. He serves as spokesperson for the Family Outreach Program for abused children, fund raising chairman for St. Anthony's school of Dallas, local sports chairperson for the United Negro College Fund and, along with Dallas Mayor Annette Strauss, helped open the Day Resource Center to help the homeless. He, wife, Shreill, daughter, Charis (8/16/84) and son, Cameron (3/24/88) live in Dallas.

### WALLS' COWBOYS TOTALS

Pass Interceptions						Tackles — QB Traps				
Year	No.	Yds.	Avg.	Long	TD	Year	Solo	Ast.	Tot.	Tps.
1981	11	133	12.1	33	0	1981	65	18	83	0
1982	7	61	8.7	37	0	1982	42	21	63	0
1983	4	70	17.5	37	0	1983	66	20	86	0
1984	3	12	4.0	12	0	1984	59	22	81	0
1985	9	31	3.4	19	0	1985	61	15	76	0
1986	3	46	15.3	24	0	1986	48	22	70	0
1987	5	38	7.6	30	0	1987	42	14	56	0
1988	2	0	0.0	0	0	1988	47	14	61	1
Totals	44	391	8.9	37	0	Totals	430	146	576	1

### Opponents' Fumbles Recovered

Year	No.	Yds.	Avg.	Long	TD
1981	1	0	0.0	0	0
1985	1	4	4.0	4	0
1988	1	4	4.0	4	0
Totals	3	8	2.7	4	0

### SINGLE-GAME CAREER HIGHS

#### Regular Season

Int. — 2 (8, last 11/9/86 vs. Raiders)  
Yds. Int. — 55 (9/21/81 @ New England)  
Lg. Int. — 37 (twice, 1st. 9/18/83 vs. Gts.)

#### Playoffs

Int. — 2 (1/10/82 @ San Francisco)  
Yds. Int. — 20 (1/4/86 @ Rams)  
Lg. Int. — 20 (1/4/86 @ Rams)

## WALLS, Cont.

### ACTIVE NFL INTERCEPTORS

	Years	No.	Yds.	TD
1. Dave Brown, Green Bay	14	56	686	5
2. John Harris, Minnesota	11	50	560	2
3. Mike Haynes, Raiders	13	46	688	2
4. EVERSON WALLS, DALLAS	8	44	391	0
5. Ronnie Lott, San Francisco	8	43	583	5

## Bob White ★ 65

CENTER • RHODE ISLAND 3rd YEAR  
HT: 6-5 • WT: 273 • BORN: 4/9/63 • FA FOR '87

**PRO:** Bob White may have found a home at center last year after beginning his Cowboys career as a guard prospect. A seventh-round draft pick by the New York Jets in 1986, White was signed by the Cowboys prior to the 1987 season but released on the final training camp cutdown. He rejoined the replacement team and was able to stick when the strike ended. After working at guard the first four weeks of camp in '87, White was moved to center and drew praise from the coaches for the way he handled the position. He entered the '88 season listed as a reserve at both guard and center, but wound up working primarily at center. Bob played extensively in five games in place of injured starting center Tom Rafferty, including three starts. Including his college career, the versatile White has experience at every offensive line position. GAMES/STARTS: 1987 (4/3), 1988 (12/3). Total — 16/6.

**COLLEGE:** A second-team All-America and first-team All-East pick in 1985, White started at right tackle as a senior, left tackle as a junior and center as a freshman and sophomore. URI finished first in the Yankee Conference in both 1984 and '85. As a senior, White anchored the line on an offense that passed 50 times a game, scored 42 touchdowns and featured Tom Ehrhardt, who led the nation in total offense that year.

**PERSONAL:** Robert Arlen White was a Watchusetts League all-star at Lunenberg, Mass., High School. He earned his degree in journalism from Rhode Island. Bob worked as a sparing partner for local middle and lightweights his first two years in college.



## Dave Widell ★ 78

TACKLE • BOSTON COLLEGE • 2nd YEAR  
HT: 6-6 • WT: 300 • BORN: 5/14/65 • D-4 FOR '88

**PRO:** Injuries to veteran tackles Mark Tuinei, Daryle Smith and Kevin Gogan last year opened the way for Dve Widell to start nine games as a rookie. Fortunately for the Cowboys, Widell was



## WIDELL, Cont.

up to the challenge, and the experience gained in his rookie year should pay big dividends. "Dave played a lot in 1988 and did a good job," Jimmy Johnson says. "We feel he will be a better player in 1989. He's a young, developing player with a good future." Widell started the season opener at right tackle, the first rookie offensive lineman to start a season opener for the Cowboys since Burton Lawless in 1975. Widell moved to backup status the next week when Kevin Gogan returned to action. But the injuries to Tuinei and Smith a few weeks later pushed Widell back into a starting role, this time at left tackle for eight games. Dave also played guard against the Giants when Crawford Ker and Nate Newton both were injured. A solid pass blocker, Widell was set to work at left tackle in '89. Dave can also serve as the Cowboys' long snapper. GAMES/STARTS: 1988 (14/9).

**COLLEGE:** Widell, a two-year starter at right tackle for Boston College, was an All-East Coast and honorable mention All-American selection his senior year of 1987. A versatile athlete, Dave backed up left tackle his freshman year, shared the center position his sophomore season and handled the long-snapping duties for 3½ years.

**PERSONAL:** David Harold Widell, Jr., was an all-state tight end and nose tackle for South Catholic High School in Hartford, Conn. Dave and his younger brother Doug were teammates in the offensive line at Boston College. Doug was drafted in the second round this year by Denver. Dave has his degree from Boston College in finance.



## Robert Williams ★ 23

CORNERBACK • BAYLOR • 3rd YEAR  
HT: 5-10 • WT: 186 • BORN: 10/2/62 • FA FOR '87

**PRO:** The most pleasant surprise of the 1988 season for the Dallas Cowboys was the play of cornerback Robert Williams. A former running back in college, Williams was converted to defense after signing with Dallas as a free agent in 1987. Entering last year's training camp, he was expected to backup the starting duo of Everson Walls and Ron Francis. Williams received his chance to excel after a preseason injury sidelined Francis for the first few games. Williams tied for the team lead in interceptions with two, including his first in the NFL against the Giants (9/18). Only Walls knocked down more passes than Williams' 19. In December at RFK, Williams was instrumental in the Cowboys 24-17 win over Washington. He batted away four passes and set up the winning TD at the Redskins 24 with an interception. Although the Washington game, for which he received a game ball, was his best of 1988, his performance against Phoenix (10/30) made people realize his talents. On that day he held Roy Green, who finished eighth in the NFL in receiving yards last year, to one catch for seven yards while batting down three balls. Williams was dubbed "Pit Bull" by Walls, because he is so low to the ground he "looks like a pit bull chasing the mailman." Originally signed by Washington in 1986, Williams was

## WILLIAMS, Cont.

released in preseason after working at wide receiver. He went to training camp with the Cowboys in 1987 when he was converted to cornerback. Williams was released by Dallas before the start of the regular season but brought back by the third game. He was about to begin a job as a substitute teacher before Dallas re-signed him in October, 1987. GAMES/STARTS: 1987 (11/3), 1988 (16/14). Total — 27/17.

**COLLEGE:** Williams was used mainly as a receiver in passing situations at Baylor. In 1985 he rushed for 409 yards on 119 carries and caught 19 passes for 210 yards. He backed up Alfred Anderson his first two seasons, and Francis to begin his junior year in 1984.

**PERSONAL:** Robert Cole Williams was the football and track MVP at Ball High School in Galveston, Tex., where he won the district high hurdles title as a senior. A business management major at Baylor, Robert donates his time to the March of Dimes in Dallas and speaks against drug abuse in Dallas and Galveston schools. He and wife, Tracy, have a son, Brandon (12/13/86).

### WILLIAMS' COWBOYS TOTALS

Opponents' Fumbles Recovered					Tackles — QB Traps					
Year	No.	Yds.	Avg.	Long	TD	Year	Solo	Ast.	Tot.	Tps.
1987	1	0	0.0	0	0	1987	21	5	26	0
						1988	50	10	60	0
						Totals	71	15	86	0
Interceptions										
Year	No.	Yds.	Avg.	Long	TD					
1988	2	18	9.0	12	0					

## Jeff Zimmerman ★ 76

GUARD • FLORIDA • 3rd YEAR  
HT: 6-3 • WT: 313 • BORN: 1/10/65 • D-3 FOR '87

**PRO:** A shoulder injury limited Jeff Zimmerman's 1988 season to one game. The original injury occurred in training camp and sidelined Zimmerman for five weeks. His only action came in the third regular-season week when he played part of the game for injured Nate Newton. But Zimmerman re-injured the shoulder during the game and was forced to undergo surgery that sidelined him for the rest of the season. Jeff saw a good deal of playing time at left guard his rookie year because of injuries to starter Newton. Zimmerman got himself noticed early in his career when he rendered Lawrence Taylor unconscious on a blitz in a victory at the New York Giants the second week of the season. "Zoom" started and went the distance at Philadelphia on Oct. 11. He possesses outstanding quickness and striking ability for such a big man. GAMES/STARTS: 1987 (11/1), 1988 (1/0). Total — 12/1.

**COLLEGE:** Zimmerman was a highly decorated college player. He was a two-time All-America and the first player in University of Florida history to earn first-team All-America honors as an underclassman. He started for two years at guard before switching to tackle his senior year of '86. In '84 Zimmerman was part of the Florida line billed as "The Great Wall," which included his future Cowboys teammate Crawford Kerr.

**PERSONAL:** Jeffrey Alan Zimmerman grew up in Orlando, Fla., where he was a PARADE All-America at Evans High School. He majored in physical education at Florida. Jeff enjoys fishing and boating.



## Veterans From Other NFL Teams



### Eric Coyle ★ 55

CENTER • COLORADO • 3rd YEAR  
HT: 6-3 • WT: 260 • BORN: 10/26/63 • FA FOR '89

**PRO:** Signed as an unprotected free agent from Washington, Eric Coyle impressed coaches enough in mini-camp workouts in the spring to have a shot at the starting center job in 1989.

Coyle, who can also play guard, was on the Redskins 47-man roster for the first three games of 1988, before he was placed on injured reserve for the remainder of the season with a back problem. Originally signed as a free agent by Washington in 1987, Coyle was released in training camp, then re-signed following the season's second week. As a rookie he started three games, including one against the Cowboys at Texas Stadium. He was placed on injured reserve for the last half of the season due to a bad back. GAMES/STARTS: 1987 (3/3-Wash.), 1988 (0/0-Wash.). Total — 3/3.

**COLLEGE:** A four-year starter at Colorado, Coyle earned All-Big Eight and honorable mention All-America honors as a senior. A vocal team leader on the Buffaloes' 1986 team that went to the Bluebonnet Bowl, Coyle had mini-wars against current teammate Danny Noonan in the annual big game with Nebraska. He started several games at guard his first two seasons.

**PERSONAL:** Eric Coyle was an all-state center and defensive tackle at Longmont, Colo., High School. His father, Les, lettered in track at Colorado.



### Ray Horton ★ 20

SAFETY • WASHINGTON • 7th YEAR  
HT: 5-11 • WT: 190 • BORN: 4/12/60 • FA FOR '89

**PRO:** In Ray Horton Dallas picks up a player with experience who can step in and help immediately. Signed as an unprotected free agent after playing six seasons with Cincinnati, Horton

has a good shot at the Cowboys starting free safety job in 1989. A second-round draft pick by the Bengals in 1983, Horton started four seasons at right cornerback after replacing Ken Riley, who retired in 1984. Although he did not start as a rookie, Horton intercepted five passes, including one he returned 55 yards for a touchdown against Denver. The following season he returned an interception 48 yards for a touchdown against Kansas City. Horton also had a career-high 66

tackles in 1984. Horton, who also returned some punts and kickoffs for the Bengals, was moved to safety in 1988 where he played mainly as a nickel back on Cincinnati's AFC championship team. **GAMES/STARTS:** 1983 (16/0-Cinn.), 1984 (15/13-Cinn.), 1985 (16/16-Cinn.), 1986 (16/4-Cinn.), 1987 (12/8-Cinn.), 1988 (13/0-Cinn.). Total — 88/41.

**COLLEGE:** Horton earned All-America and All-PAC 10 honors at Washington where he played in the same defensive backfield as Cowboys teammate Vince Albritton. A three-year starter at cornerback, Horton played in the Hula and Senior Bowls in 1982. He also was a teammate of Steve Pelleur's at Washington.

**PERSONAL:** Raymond Anthony Horton was an All-America at Mount Tacoma High School in Tacoma, Wash. He passed his firefighting exam twice, but due to a fulltime requirement never joined the fire department. Horton, who enjoys photography, also climbed the mountain, K2, in China and biked from Seattle to Los Angeles. He earned his degree in sociology at Washington. Ray and his wife, Leslie, have a daughter, Taylor (7-18-88).

#### HORTON'S BENGALS TOTALS

Year	Opponents' Fumbles Recovered				
	No.	Yds.	Avg.	Long	TD
1983	1	0	0.0	0	0
1984	1	0	0.0	0	0
1985	2	0	0.0	0	0
Totals	4	0	0.0	0	0

Year	Interceptions				
	No.	Yds.	Avg.	Long	TD
1983	5	121	24.2	55t	1
1984	3	48	16.0	48t	1
1985	2	3	1.5	3	0
1986	1	4	4.0	4	0
1988	3	13	4.3	11	0
Totals	14	189	13.5	55t	2

Year	Kickoff Returns				
	No.	Yds.	Avg.	Long	TD
1983	5	128	25.6	49	0

Year	Tackles — QB Traps				
	Solo	Ast.	Tot.	Tps.	
1983	28	15	43	—	0
1984	49	17	66	—	1
1985	53	10	63	—	0
1986	44	11	55	—	0
1987	40	13	53	—	0
1988	21	5	26	—	1
Totals	235	71	306	—	2

Year	Punt Returns					
	No.	FC	Yds.	Avg.	Long	TD
1983	1	1	10	10.0	10	0
1984	2	0	-1	-0.5	1	0
1986	11	3	111	10.1	25	0
1987	15	0	0	0.0	0	0
Totals	15	4	120	8.0	25	0

## Anthony Jones ★ 86

TIGHT END • WICHITA STATE • 6th YEAR  
HT: 6-3 • WT: 248 • BORN: 5/16/60 • FA FOR '89

**PRO:** The Cowboys signed Anthony Jones as an unprotected free agent from San Diego to provide special teams help and experience at tight end. Used mainly on special teams and as a blocker, Jones saw increased time at tight end in the eight games he played with the Redskins in 1988. He started three games and caught two passes before he was released on Nov. 21. Jones was immediately picked up by San Diego where he was used on special teams and as an H-back. After Rod Bernstine was injured, Jones became the Chargers' starting H-back the last two weeks. In the season finale against Kansas City, he caught a career-long 11-yard pass. Since his rookie season, Jones has been associated with Jerry Rhome who was an assistant with



the Redskins from 1983-87 and with San Diego last year. Drafted in the 11th round by Washington in 1984, Jones became one of the best special teams players in recent Redskins history. A knee injury suffered in the 15th game of 1986 kept Jones from playing until the final two games the next season. He came back to start the Redskins' three playoff games in 1987, including Super Bowl XXII. GAMES/STARTS: 1984 (16/0-Wash.), 1985 (16/2-Wash.), 1986 (15/1-Wash.), 1987 (2/0-Wash.), 1988 (12/5-8/3 Wash., 4/2 S.D.). Total — 61/8.

**COLLEGE:** In three seasons at Wichita State, Jones caught 61 passes for 1,017 yards. As a sophomore he averaged 25.6 yards per catch (16-409). A two-time All-Missouri Valley Conference pick, Jones transferred from Maryland-East Shore when the school dropped its football program.

**PERSONAL:** A native of Baltimore, Md., Jones attended Patterson High School where he lettered in football and track. Anthony majored in engineering at Wichita State.

**JONES' WASHINGTON TOTALS**

Year	No.	Receiving			
		Yds.	Avg.	Long	TD
1984.....	1	6	6.0	6	0
1988.....	2	10	5.0	9	0
Totals ....	3	16	5.3	9	0

**JONES' SAN DIEGO TOTALS**

Year	No.	Receiving			
		Yds.	Avg.	Long	TD
1988.....	1	11	11.0	11	0



## Babe Laufenberg ★ 15

**QUARTERBACK • INDIANA • 5th YEAR**  
**HT: 6-3 • WT: 205 • BORN: 12/5/59 • FA FOR '89**

**PRO:** The Dallas Cowboys signed Babe Laufenberg after he was not offered a contract by San Diego in the spring. He threw his first NFL regular-season pass last year when he started the first six games for the Chargers. While suffering through 16 sacks, Laufenberg completed 61 of 126 passes for 703 yards, four touchdowns and five interceptions as a starter in 1988. In preseason last year Laufenberg came in to complete 13 of 23 passes for 149 yards and led the Chargers to three fourth-quarter touchdowns as San Diego came from behind to beat Dallas, 24-21. A sixth-round draft choice by Washington in 1983, Laufenberg was on the Redskins roster for 16 games as a rookie but did not play. In 1984 he spent the season on injured reserve with a strained shoulder. The next year he was released by the Redskins before the regular seasons began. The Chargers signed Laufenberg following the fourth game then released him two weeks later. Laufenberg spent the final five weeks of the 1985 season with Washington who re-signed him after Joe Theismann was injured. In 1986 he spent five games with New Orleans where he played in his first regular season game. He was signed by Washington for one game in mid-season in 1987. GAMES/STARTS: 1983 (0/0), 1984 (1R), 1985 (0/0), 1986 (1/0), 1987 (0/0), 1988 (8/6). Total — 9/6.

**COLLEGE:** Babe Laufenberg set school records for passing yards in a season (2,482) and completions in a career (361), season (217) and game (34) in two years at Indiana. Laufenberg transferred to Indiana after playing at

Pierce Junior College in Los Angeles in 1980 and Stanford in 1978-79. With the Cardinal, he was red-shirted as a freshman while Steve Dils was the quarterback. The following season John Elway became the starter.

**PERSONAL:** Brandon Hugh Laufenberg was dubbed Babe by his older brother, Jeff. Babe earned All-Conference honors at Crespi High School in Encino, Calif. He majored in business at Indiana.

#### LAUFENBERG'S SAN DIEGO TOTALS

##### Rushing

Year	No.	Yds.	Avg.	Long	TD
1988.....	31	120	3.9	23	0

##### Passing

Year	Att.	Comp.	Yds.	Pct.	Int.	Avg. Gn.	Long	TD	Tkld/Lst	Rating
1988.....	144	69	778	47.9	5	5.40	47t	4	18/155	59.3

## Eric Naposki ★ 58

LINEBACKER • CONNECTICUT • 2nd YEAR  
HT: 6-2 • WT: 230 • BORN: 12/20/66 • FA FOR '89

**PRO:** Few have taken the route to the NFL that Eric Naposki has. After passing up his senior season at Connecticut due to family obligations, Naposki attended New England's free agent try-out camp in April, 1988. Following the workout he signed with the Patriots then made the team as a backup linebacker. Dallas signed Naposki as an unprotected free agent in the spring, 1989. The Cowboys coaches were impressed with his workouts in the team's mini camps. In 1988 he played in three games, mainly on special teams, before he suffered broken ribs and a bruised kidney against the Oilers (9/25). He spent several days in a Houston hospital and was placed on injured reserve for the remainder of the season on Sept. 30. GAMES/STARTS: 1988 (3/0-N.E.).



**COLLEGE:** A three-year letterman at defensive end for Connecticut, Naposki recorded 43 tackles, two sacks, recovered two fumbles, forced two fumbles and blocked a punt as a junior. He helped the Huskies to a first place tie in the Yankee Conference in 1986.

**PERSONAL:** Born in Manhattan, N.Y., Eric Naposki starred in football and baseball at Eastchester, N.Y., High School. He and his wife, Kathy, have a daughter, Krista Lee (6/12/86). He majored in physical fitness at Connecticut.



## Kevin Scott ★ 35

**RUNNING BACK • STANFORD • 2nd YEAR**  
**HT: 5-9 • WT: 181 • BORN: 10/24/63 • FA FOR '89**

**PRO:** One of the biggest surprises of the 1989 season for Dallas could be running back Kevin Scott who was signed by the Cowboys off San Diego's unprotected list. The veteran free agent impressed Dallas coaches with his speed and receiving ability. Signed as a free agent in 1987 by San Diego, Scott spent the season on injured reserve with a hamstring problem. Prior to suffering the injury, Scott ran 74 yards for a touchdown against the Cowboys in a preseason game. Last year he was placed on injured reserve with a toe injury on Aug. 22. The Chargers re-activated him for the final regular season game against Kansas City. **GAMES/STARTS: 1987 (IR-S.D.), 1988 (1/0-S.D.). Total — 1/0.**

**COLLEGE:** Scott finished his career at Stanford as the third all-time kick returner in school history with a 24.1 average. In 1986 he returned a kickoff 74 yards for a touchdown against Arizona. A part-time starter at tailback for three years for the Cardinal, Scott rushed for 174 yards against Washington State in 1984. He earned honorable mention All-PAC 10 and academic All-PAC 10 honors in 1986. He finished his career with 796 yards on 191 carries and 78 catches for 600 yards.

**PERSONAL:** Born in Fort Bragg, N.C., Kevin Bernard Scott starred at Gov. John R. Rogers High School in Payallup, Wash. He earned his degree in engineering from Stanford.



## Junior Tautalatasi ★ 25

**RUNNING BACK • WASHINGTON STATE • 4th YEAR**  
**HT: 5-11 • WT: 208 • BORN: 3/4/62 • FA FOR '89**

**PRO:** Signed as a free agent following the 1988 season, Junior Tautalatasi impressed the Cowboys coaches during the spring mini camps. "If he continues to make the plays like he has, he could make the team," said Cowboys Coach Jimmy Johnson following one of the workouts. "He does everything well." Tautalatasi was released by the Eagles after 10 games in 1988. A 10th round draft pick by Philadelphia in 1986, Tautalatasi had an incredible rookie year. The Eagles' second leading receiver in 1986, Tautalatasi's 41 catches were the most by an Eagle's rookie since Charle Young had 55 receptions in 1973. Against the Giants (11/9) he caught 11 passes which were the most by an Eagle in 1986. His 50-yard jaunt against Dallas (10/19) was Philadelphia's longest run of the season. He also had Philadelphia's longest kickoff return (51 yards vs. Denver). However, his longest play of the year was a 56-yard reception against Atlanta in only his fifth pro

game. The Eagles' fourth leading receiver in 1987, Tautalatasi was particularly effective in the two-minute offense. GAMES/STARTS: 1986 (16/2-Phil.), 1987 (12/1-Phil.), 1988 (10/0-Phil.). Total — 38/3.

**COLLEGE:** After transferring from Chabot Junior College in Hayward, Calif., Tautalatasi backed up Reuben Mayes, who was the 1986 NFC Rookie of the Year for the Saints, for two seasons at Washington State. Tautalatasi gained 115 yards on 15 carries against Montana State as a senior.

**PERSONAL:** Taivale Tautalatasi, Jr. (TIE-volley TAUGHT-a-la-TOSS-ee) earned all-league honors in football and track at Encinal High School in Alameda, Calif. He also ran track in junior college. Junior majored in sociology at Washington State.

#### TAUTALATASI'S PHILADELPHIA TOTALS

Rushing					Receiving						
Year	No.	Yds.	Avg.	Long	TD	Year	No.	Yds.	Avg.	Long	TD
1986	51	163	3.2	50	0	1986	41	325	7.9	56	2
1987	26	69	2.7	17	0	1987	25	176	7.0	22	0
1988	14	28	2.0	9	0	1988	5	48	9.6	21	0
Totals	91	260	2.9	50	0	Totals	71	549	7.7	56	2

Kickoff Returns					
Year	No.	Yds.	Avg.	Long	TD
1986	18	344	19.1	51	0
1987	3	53	17.7	32	0
Totals	21	397	18.9	51	0



## Other Cowboys With Pro Experience

**KEVIN CLARK**, a 5-10, 185-pound defensive back from San Jose State, played two seasons with Denver. Signed as a free agent by the Broncos in 1987, Clark intercepted three passes and returned a punt 71 yards for a touchdown against San Diego his rookie year. He averaged 8.8 yards per return in three games as a punt returner in 1988. An honorable mention All-America in 1986, Clark tied for the PCAA lead in interceptions with six as a senior. Kevin attended K.C. McClatchy High School in Sacramento, Calif.

**SEAN DYKES**, who played six games for the N.Y. Jets in 1987, was released in preseason last year. The 5-9, 178-pound defensive back from Bowling Green, who was acquired as a free agent, started three games at cornerback for the Jets, including an Oct. 4 clash against Dallas. The two-time All-MAC pick was originally signed as a free agent by San Diego in 1986 but failed to make the team. Sean starred a Joseph S. Clark High School in New Orleans.

**JEFF JAMES**, a 5-10, 187-pound wide receiver from Stanford, was drafted in the seventh round by Detroit in 1988 but released in preseason. A second-team All-PAC 10 pick, James finished fourth on the Cardinal all-time receiving list with 154 catches. He led Stanford in receiving in 1987 with 42 receptions for 516 yards and three touchdowns. James was a two-time All-Ocean League selection at Beverly Hills, Calif., High School.

**MASSIMO MANCA**, who played three games with Cincinnati in 1987, went to training camp with San Francisco in 1988 but was released before the regular season began. The 5-10, 200-pound placekicker from Penn State made a 28 yarder and missed from 45 yards with the Bengals. An honorable mention All-America in 1986, Manca made 86 of 87 extra point attempts and 40 of 59 (67.8%) field goal attempts with the Nittany Lions. He grew up in Sardinia, an island in the Mediterranean Sea.

**DOUG MARRONE**, a 6-5, 295-pound offensive lineman from Syracuse, played four games with Miami in 1987 but spent a majority of the season on injured reserve. In 1988 he was released by Miami during training camp. Marrone was originally drafted in the sixth round by the Los Angeles Raiders in 1986 but was released before the season began. He starred at Herbert H. Lehman High School in the Bronx, NY.

**VINCE MAZZA**, a 6-3, 225-pound punter from Ashland College, went to training camp as a free agent with Cincinnati in 1987 and Atlanta in 1988. He was released both years before the regular season began. As a senior Mazza finished eighth in NCAA Division II punting with a 41.1 average and earned third-team All-America honors. For his career he averaged 41.7 yards on 225 punts. Mazza also pitched for the Ashland baseball team. Vince starred in football and baseball at Niagara Catholic High School in Niagara Falls, N.Y.

**ZEFROSS MOSS**, who signed with Dallas as a free agent in 1988 and was released in preseason, earned All-Southwest Athletic Conference and Black College All-America honors at Alabama State. The 6-6, 310-pound tackle started two seasons on the right side for the Hornets. Zefross was an All-State pick at Holt High School in Tuscaloosa, Ala.

**BRODERICK SARGENT**, a 5-11, 215-pound fullback from Baylor, played two seasons for the Cardinals. Signed as a free agent in 1986, Sargent rushed for 90 yards on 18 carries and caught two passes for 19 yards in 1987. Against Washington (10/4) he gained 78 yards rushing, including 70 in the first half. He was released before the start of the 1988 regular season. Sargent, who rushed for 286 yards and caught eight passes for 138 yards for Baylor in 1985, attended Waxahachie, Tex., High School.

**SEAN SCHELLER**, who signed as a free agent with Dallas in 1988 and was released before the regular season began, earned honorable mention All-PAC 10 honors at Stanford as a senior. Scheller tied for the team lead in forced fumbles in 1987 with three and recorded 67 tackles, including a team-high 14 against California. An all-conference pick at Mariner High School in Edmonds, Wash., Sean pitched one scoreless for the Cardinal's nationally-ranked baseball team in 1984.

**DAN SILEO**, a 6-2, 291-pound defensive tackle from Miami, was selected in the third round of the supplemental draft by Tampa Bay in Sept., 1987. He played 10 games for the Buccaneers as a rookie but was released before the start of the 1988 regular-season. Sileo, who led Miami in tackles for a loss in 1986 with eight, earned All-America honors at Stamford, Conn., Catholic High School.



## 1989 DRAFT CHOICES



### ★ Troy Aikman ★

QUARTERBACK • UCLA • D-1 FOR '89  
HT: 6-3 • WT: 220 • BORN: 11/21/66

Troy Aikman has always possessed the physical attributes that made him the top pick in the 1989 NFL draft. The finest tribute to his talent may have come as a high school senior when Oklahoma coach Barry Switzer changed from the Sooners famed running attack to more of a passing offense to accommodate Aikman. However, Aikman's best quality may be the strength of his character.

Two instances over the past year best illustrate the makeup of Troy Kenneth Aikman. Last summer Aikman was coming off an All-America season at UCLA and was the favorite to be both the Heisman Trophy winner and the NFL's number one pick in 1989.

Looking for work between seasons Aikman took on a job laying oil pipeline, similar to what his father, Ken, did. Originally he was supposed to do only light work to keep him from injury, but when the company became busy, Troy was forced into heavy lifting.

"I loved it," says Aikman. "It's what my dad has done all his life. I didn't enjoy getting up at 4:30 in the morning, but I saw how my dad made his money. Everything he got, he got by determination. He's not rich by any means but he's got more than maybe some other people in his shoes."

Never was Troy's own determination more evident than in 1988 when he led an inexperienced UCLA team to a 10-2 mark that included a Cotton Bowl title. Despite only three returning starters on offense, Aikman led the Bruins to the nation's number one ranking after the sixth week of the 1988 season.

The biggest test of Aikman's spirit came in that Cotton Bowl win. He was touted as the top selection in the upcoming draft. The game was in Dallas where the Cowboys held that number one pick. The UCLA practice sessions were held at Texas Stadium, and the Bruins were going for an NCAA-record seventh-straight bowl win.

Aikman resisted the pressure to show his great physical skill and played within the UCLA offensive scheme that was limited by receivers without much speed or experience. There were no seniors among the Bruins top four receivers. Although he completed 70% (19 of 27) of his passes for 172 yards and a touchdown, more importantly he led UCLA to a 17-3 win over Arkansas.

The third all-time rated passer in NCAA history, Aikman's rise has been neither easy nor typical. The hurdles he cleared over the years have helped him develop the basis of his hard-work ethic, his calm demeanor under pressure and his leadership abilities.

He may appear to be cool even in the face of an intense pass rush but only his mother really knows. "I'm not sure he's as relaxed as he appears," says Charlyn Aikman, who works as a typesetter for the

## AIKMAN, Cont.

Henryetta Daily Freelance. "I think there's more tension in him than he projects. And the more tense he is, the less he shows."

One of the early obstacles Aikman had to overcome was at the age of 12 when his family moved from the Los Angeles suburb of Cerritos, Calif., to Henryetta, Okla., a town of 6,000. His dad moved to find work in the oilfields. "I hated it," Aikman says. "I just couldn't understand why we moved there. My friends were in California and I was already doing well in sports."

He preserved, became an all-state quarterback and now has a street named after him in Henryetta. As a junior he guided the Fighting Hens to two season-ending victories to qualify for the Oklahoma playoffs with a 2-8 record. The ensuing excitement in Henryetta led Aikman to consider playing college football.

After receiving a commitment from Switzer to switch from the wishbone to the I formation, Aikman chose to play at Oklahoma. Scheduled for a red-shirt freshman season, Aikman was forced to start against Kansas because of injuries to the Sooners quarterbacks. He was two of 14 for eight yards and threw three interceptions, one of which was returned for a touchdown, as Oklahoma lost 28-11.

"My troubles at Oklahoma started with that game," Aikman says. "A lot of the media and fans got down on me after that. I hardly knew any of the passing plays. The Kansas game shattered my confidence."

He entered the following season as the starter. After three games, even though the Sooners were undefeated and he was 21 of 40 for 317 yards, Aikman was told there was a possibility he would be replaced by red-shirt freshman Jamelle Holieway in that week's game versus Miami. Against the Hurricanes (coached by Jimmy Johnson), Aikman was six of seven for 131 yards before a broken ankle in the second quarter ended his season and his Oklahoma career. Soon after Holieway led the Sooners to a national title, Aikman requested to transfer.

Following the mandatory red-shirt season in which he studied the UCLA offense with quarterbacks coach Rick Neuheisel, Aikman got off to an outstanding start in 1987. The Bruins were riding high at 9-1 and Aikman led the nation in passing efficiency. Going into the final regular-season game against USC, he had completed 68.7% of his passes for 2,183 yards and 16 touchdowns while throwing only three interceptions.

In that game against the Trojans which fell on his 21st birthday, Aikman was 11 of 26 for 171 yards, no touchdowns and three interceptions — as many as he threw in the previous 10 games. "That was the worst day of my life," says Aikman. As soon as the game was over he flew to Oklahoma. "It was a tough period for me. I couldn't sleep for two weeks after the game. I played every play over and over in my head."

Once again Aikman fought through a difficult time and came back in 1988 to earn All-America honors, lead UCLA to another bowl win and become the first player selected in the NFL draft. He is only the second quarterback taken in the first round by Dallas. The Cowboys chose Craig Morton with the sixth pick in 1965.

### AIKMAN'S OKLAHOMA TOTALS

Year	RUSHING		Avg.	Long	TD
	No.	Yds.			
1984	12	18	1.5	18	1
1985	49	93	1.9	28	0
TOTALS	61	111	1.8	28	1

# AIKMAN, Cont.

## AIKMAN'S OKLAHOMA TOTALS (Cont.)

Year	PASSING							
	Att.	Comp.	Yds.	Pct.	TD	Avg.Gn.	Long	Int.
1984	20	6	41	30.0	0	2.05	14	3
1985	47	27	442	57.4	1	9.40	50	1
TOTALS	67	33	483	49.3	1	7.21	50	4

## AIKMAN'S UCLA TOTALS

Year	RUSHING					
	No.	Yds.	Avg.	Long	TD	
1987	79	-87	-1.1	26	2	
1988	78	83	1.1	16	1	
TOTALS	157	-4	-0.3	26	3	

Year	PASSING							
	Att.	Comp.	Yds.	Pct.	TD	Avg.Gn.	Long	Int.
1987	273	178	2527	65.2	17	9.26	59	8
1988	354	228	2771	64.4	24	7.83	69	9
TOTALS	627	406	5298	64.8	41	8.45	69	17



## ★ Daryl Johnston ★

**FULLBACK • SYRACUSE • D-2**  
**HT: 6-2 • WT: 237 • BORN: 2/10/66**

During his career at Syracuse Daryl Johnston developed an image as a rugged, punishing fullback. However, his toughness began to show at the age of five when his mother had to hide the kitchen chairs so that he wouldn't throw them.

He continued his reckless ways at the age of seven when he was caught jumping from the top of his garage onto a tractor tire below. While in college he even had a job removing hazardous waste.

On the western New York campus people are still talking about "The Run." Against West Virginia in 1987 Johnston broke eight tackles enroute to a 19-yard touchdown in a 32-31 win that preserved the Orangemen's undefeated season.

"Johnston would practice the same way Tuesday afternoon as he would play Saturday afternoon," says Syracuse running back coach Bob Casullo. "You can't say that about most kids. In four years he never missed a drill or a practice."

Although he gained 299 yards in Syracuse's final three games of 1988, Johnston never posted great rushing numbers. He still earned All-America honorable mention honors and was named to the All-East Squad. Most often Johnston is compared to Hall of Fame and former Syracuse All-America fullback Larry Csonka.

Johnston is the highest Syracuse running back drafted since Csonka was selected by Miami in the first round in 1968. Against Boston College last year Johnston rushed for a career-high 138 yards, the best output by a Syracuse fullback since Csonka gained 154 yards in 1967. Also in that game against the Eagles, Johnston caught four passes for 53 yards.

He is also well known for his superior blocking. For most of his three years as the Syracuse starting fullback Johnston protected quarterback Don McPherson, who tops the Orangemen career total offense list, and opened holes for running back Robert Drummond, who finished eighth

## JOHNSTON, Cont.

on the school's all-time rushing list. At Orangemen film sessions his teammates would count Johnston's "knockouts" which were the times he put an opponent on his back.

Punting also became a Johnston specialty when the Orangemen quick kicked. He holds three of the ten longest punts in Syracuse history including a 71-yard effort as a sophomore that tied the school record.

"Johnston does it all," says Syracuse head coach Dick MacPherson. "He blocks, he runs, he catches and he doesn't make mistakes. He's the best."

A 1988 co-captain, Johnston's leadership played a key role in Syracuse winning more games (21) the past two seasons than any college team except Miami (24) and Florida State (22).

A native of Youngstown, N.Y. near Niagara Falls, Johnston was named Western New York Player of the Year in 1983 while at Lewiston-Porter High School. Daryl graduated first in his high school class of 290 with a 4.0 grade-point average. He earned his degree in economics at Syracuse.

### JOHNSTON'S SYRACUSE TOTALS

Year	RUSHING					Year	RECEIVING				
	No.	Yds.	Avg.	Long	TD		No.	Yds.	Avg.	Long	TD
1985	10	28	2.8	7	0	1986	17	114	6.7	16	0
1986	102	469	4.6	24	0	1987	7	93	13.3	38	1
1987	130	614	4.7	26	4	1988	22	259	11.8	26	0
1988	147	719	4.9	29	5	TOTALS	46	466	10.1	38	1
TOTALS	389	1830	4.7	29	9						

Year	PUNTING			
	No.	Yds.	Avg.	Long
1986	3	163	54.3	71
1987	5	263	52.6	67
1988	2	61	30.5	53
TOTALS	10	487	48.7	71

## ★ Mark Stepnoski ★

GUARD/CENTER • PITTSBURGH • D-3a  
HT: 6-2 • WT: 269 • BORN: 1/20/67

Mark Stepnoski was born to block. He hardly missed a beat in going from a high school where he was an All-America to the University of Pittsburgh where he started five games his freshman year. He is expected to make the transition to the NFL, as either a guard or a center, with the same ease.

"Mark is a natural offensive lineman," says Pittsburgh offensive line coach Bill Meyers. "He's an intelligent kid who is self-motivated and unselfish. He's a very stoic and dedicated individual with great leadership ability. Mark has no weaknesses."

Stepnoski has the size, the intelligence and the love of the weight room that is required of all offensive linemen, but he credits much of his college success to his high school line coach, Jack Henning. "he taught me college techniques when I was in high school," says Stepnoski. "I've been run blocking the same way since I was 14 years old."



## STEPNOSKI, Cont.

Even as a freshman Stepnoski was impressing people. His first college start came against Boston College in the season's third game. Stepnoski helped hold Eagles nose tackle and Outland Trophy winner Mike Ruth to a season-low four tackles. The next week after Pitt rolled up 203 yards rushing against West Virginia, Moutaineers head coach Don Nehlen proclaimed, "no way he's a freshman. He's the best offensive guard I've ever seen. He's unbelievable."

Stepnoski started all but one game in his final three seasons. As a sophomore against Miami Stepnoski handled All-America defensive tackle Jerome Brown as Pittsburgh rushed for a season-high 268 yards. He earned third team All-America and made the Football News sophomore All-America team in 1986.

The following season he was hampered by an ankle injury that forced him to miss his only college game. Stepnoski came back to earn first team All-America honors and was named as a finalist for the Outland Trophy and a semi-finalist for the Lombardi Award in 1988.

"I can't say he's the best lineman ever at Pitt, because I wasn't here for those other great players," says Pitt head coach Mike Gottfried, who has spent 16 seasons on the college level. "But he's the best I've been around in my years of coaching."

Stepnoski follows a long line of Pitt offensive linemen who have been high NFL draft picks (Russ Grimm, Washington, D3-'81; Jimbo Covert, Chicago, D1-'83; Jim Sweeney, Jets, D2-'84; Bill Fralic, Atlanta, D1-'85; Randy Dixon, Indianapolis, D4-'87 and Jim Ricketts, Pittsburgh, D1-'89).

A two-time academic All-America, Mark Matthew Stepnoski was named one of 11 National Football Foundation and Hall of Fame scholar-athletes for 1988. The Erie, Pa., native was named All-America by USA Today and Parade Magazine at Cathedral High School. A member of the national honor society, Mark graduated from high school with a 4.2 grade point average.

His father, Marty, was a teammate of former Raiders wide receiver Fred Biletnikoff on the 1960 Erie Tech High School team. Mark majored in communications at Pittsburgh.



## ★ Rhondy Weston ★

**DEFENSIVE LINEMAN • FLORIDA • D-3b**  
**HT: 6-5 • WT: 274 • BORN: 6/7/66**

On the Florida defensive line Rhondy Weston was the chaos creator. His biggest strength was to get in the middle of opposing offenses and disturb as many people, the quarterback in particular, as possible. Weston led the Gators in sacks with 10 and had 15 tackles for losses in 1988.

"Rhondy's strengths are in his ability to get in the quarterback's face," says Florida defensive line coach Rex Norris. "He does a great job of pressuring the passer and breaking up plays. He has great agility for his size."

Weston is a big reason the Florida defense has ranked as one of the

## RHONDY, Cont.

best in the nation over the past few seasons. Weston was tallying 16 sacks and 29 tackles for losses while Florida was leading the Southeastern Conference in pass defense the past two seasons. Last year Florida finished third in the nation in pass defense (123.6 yards per game), fourth in the nation in total defense (247.8) and recorded back-to-back shutouts for the first time since 1956.

Although he did not start as a freshman, Weston began to contribute immediately to the Gators defense. In the third game of his college career against Mississippi State he recorded two sacks. As the starting right tackle the next season Weston recorded a season-high 15 tackles against Georgia and earned second-team sophomore All-America honors.

Despite playing the final four games of his junior season with a broken jaw, Weston finished second on the Gators in both sacks with six and tackles for a loss with 14. Clifford Charlton, who was drafted in the first round by Cleveland in 1988, led the Gators in both categories. Weston earned first-team All-SEC honors, honorable mention All-America honors and was named the Gators defensive lineman of the year in 1987.

Injuries in preseason drills kept Weston from starting two of the season's first five games as a senior. He came back to play well against Mississippi State with four tackles, two tackles for a loss, two passes tipped and his only career interception. One of the passes he tipped was intercepted by a Gator teammate. Two weeks later against Memphis State he had a season-high 10 tackles, a sack and forced a fumble. Weston earned honorable mention All-America and second-team All-SEC honors in 1988.


"Rhondy is not just a powerful defensive tackle," says Florida head coach Galen Hall. "He is an athlete, He can run, jump, is agile and at 6-5 and 280 pounds is exceptionally quick."

Including Weston all three players on the Florida defensive line were selected within the first five rounds of the NFL draft. Nose tackle Jeff Roth was selected by Dallas in the fifth round and Trace Armstrong was chosen in the first round by Chicago.

Rhondy Weston earned Parade All-America honors at Glades Central High School in Belle Glade Fla., where one of his teammates was safety Louis Oliver who also played at Florida and was drafted in the first round this year by Miami. Rhondy has a daughter, Jocelyn.

### WESTON'S FLORIDA TOTALS

Year	Tackles			QB Tps.	Fum. Rec.	Forced Fum.	Tackles For Loss	Pass Def.
	Solo	Ast.	Tot.					
1985	14	11	25	3	1	0	4	0
1986	49	47	96	0	0	0	0	0
1987	43	11	54	6	1	0	14	0
1988	34	15	49	10	0	1	15	5
TOTALS	140	84	224	19	2	1	33	5



## ★ Tony Tolbert ★

**DEFENSIVE END • TEXAS-EL PASO • D-4**  
**HT: 6-6 • WT: 245 • BORN: 12/29/67**

Over the past two seasons the success of Tony Tolbert has directly paralleled the success of the Texas-El Paso football program. In only his second game as a starter in 1987 Tolbert had five tackles and a sack against Colorado State while the Miners won their first road game in seven years. Texas-El Paso went on to a 7-4 record for their first winning season since 1970.

A team captain in 1988, Tolbert led the Miners in sacks with 11. The closest teammate had three sacks. He also had 15 tackles for losses and earned All-Western Athletic Conference and honorable mention All-America honors. He put together back-to-back weeks of nine tackles and a sack against Utah and Hawaii. In the season's eighth week Tolbert put together a Superman effort with six tackles — including one for a loss — two sacks, two passes batted down and one interception.

The Miners finished the season with a 10-2 record — their best since 1931 — appeared in a bowl game for the first time since 1967 and posted consecutive winning seasons for the first time since 1966-67. Coincidentally, Tolbert is the highest draft pick from Texas-El Paso since Green Bay used a first-round pick to choose Fred Carr who was a senior on that 1967 team.

Born in Tuskegee, Ala., Tony Lewis Tolbert earned all-conference recognition at Dwight Morrow High School in Englewood, N.J. He majored in criminal justice at Texas-El Paso and wants to become a lawyer.

### TOLBERT'S TEXAS-EL PASO TOTALS

Year	Tackles			QB Tps.	Fum. Rec.	Forced Fum.	Tackles For Loss	Pass Def.
	Solo	Ast.	Tot.					
1986	5	4	9	0	0	0	1	1
1987	28	21	49	4	2	2	5	3
1988	62	39	101	11	0	1	15	2
TOTALS	95	64	159	15	2	3	21	6



## ★ Keith Jennings ★

**TIGHT END • CLEMSON • D-5a**  
**HT: 6-4 • WT: 241 • BORN: 5/19/66**

To most wide receivers the key statistics are catches, yards and touchdowns. In Clemson's run-oriented offense Keith Jennings held another number in equal regard — knockdowns. Clemson coaches came up with knockdowns to measure a players blocking abilities. With 38 knockdowns last year and 46 in 1987, Jennings led the wide receivers and was among the team leaders.

## JENNINGS, Cont.

"Keith is the best blocking wide receiver I've ever seen," said Clemson head coach Danny Ford after watching a nine-knockdown performance by Jennings against Maryland in 1987. A two-year starter, Jennings also had nine knockdowns against North Carolina his junior year and nine against Maryland in 1988. Jennings' blocking prowess, plus his size — the biggest wide receiver ever at Clemson — and catching talents make his transition to tight end in the pros easier.

During Jennings' career at Clemson the Tigers were 34-12-2 and appeared in four bowl games. In 1988 Clemson won the Atlantic Coast Conference championship. An honorable mention All-America last year, Jennings led the Tigers and was 10th in the ACC in catches with 30. He caught a career-long 27-yard pass against Virginia last year then matched it the next week against Duke.

His best performances came in his bowl appearances where Jennings caught 11 passes for 134 yards. As a junior Jennings caught seven passes for a school-bowl record 110 yards against Penn State in the Citrus Bowl. The seven catches were the most by a Clemson player since 1981. The best game of his freshman year came in the Independence Bowl against Minnesota when he caught three passes for 41 yards, including his first college touchdown.

Jennings' best performance outside the bowl spotlight was a six-catch, 84-yard day against North Carolina State in 1987. He finished his career in eighth place on Clemson's all-time receptions list with 78 and ninth on the all-time receiving yards list with 1,117. In 1988 Jennings passed former Cowboys defensive back Charlie Waters, who is in ninth position on the Tigers all-time catch list.

Keith O'Neal Jennings caught 85 passes for 1,760 yards (20.7 avg.) and 17 touchdowns in his final two seasons at Summerville, S.C., High School. An All-America his senior year, Jennings led his high school team to three straight state titles. He majored in administrative management at Clemson. Keith's older brother, Stanford, who plays for the Cincinnati Bengals, also shines in bowl games. In Super Bowl XXIII he returned a kickoff for a touchdown.

### JENNINGS' CLEMSON TOTALS

Year	RECEIVING			Long	TD
	No.	Yds.	Avg.		
1985	7	103	14.7	21	1
1986	10	142	14.2	25	0
1987	31	475	15.3	24	0
1988	30	397	13.2	27	1
TOTALS	78	1,117	14.3	27	2

## ★ Willis Crockett ★

LINEBACKER • GEORGIA TECH • D-5b  
HT: 6-3 • WT: 221 • BORN: 8/25/66

One of the biggest reasons for the improvement in the Georgia Tech defense in 1988 was the play of Willis Crockett at outside linebacker. The Yellow Jackets defense allowed 384.2 yards per



## CROCKETT, Cont.

game, which was 14th in the NCAA and 138.9 yards passing per game, which was seventh nationally. Georgia Tech also boasted a strong run defense last year. Only one back gained over 100 yards and four teams failed to gain over 100-yards against the Yellow Jackets.

"One of the reasons for our improvement on defense is our improved pass rush," said Georgia Tech head coach Bobby Ross. "Willis Crockett has been the leader of that rush. Even when he hasn't sacked the quarterback, he's been close enough to hurry numerous throws that don't show up in the statistics."

An All-ACC first-team pick, Crockett led the Yellow Jackets in quarterback pressures last year with 14, tied for the team lead in fumbles recovered with three, finished second in both sacks with six and tackles for a loss with four. He also led Georgia Tech in tackles for a loss with six in 1987.


In last year's season opener Crockett tallied nine tackles, three sacks and one forced fumble as Georgia Tech held Tennessee-Chattanooga to 84 total yards, which was the lowest vs. the Yellow Jackets since 1963. The next week the three-year starter had nine tackles and two sacks against Virginia. Against VMI he recorded four sacks and forced two fumbles that set up easy Georgia Tech touchdowns.

Crockett earned the starting outside linebacking job following a 1985 season in which he had 47 tackles, two interceptions — one returned 27 yards for a touchdown against Tennessee Chattanooga — and earned freshman All-America honors. The next two seasons he was bothered by a knee injury that required arthroscopic surgery before the 1987 season.

Willis Robert Crockett starred as a defensive back and wide receiver at Coffee County High School in Douglas, Ga. He also earned letters in baseball and basketball. Willis majored in management at Georgia Tech.

### CROCKETT'S GEORGIA TECH TOTALS

Year	Tackles	QB Tps.	Fum. Rec.	Forced Fum.	Tackles For Loss	Pass Def.	QB Hurries
1985	47	1	0	2	1	1	3
1986	55	0	0	0	5	0	2
1987	57	1	6	0	0	0	0
1988	67	6	3	1	4	1	14
TOTALS	226	8	9	3	10	2	19



## ★ Jeff Roth ★

**DEFENSIVE TACKLE • FLORIDA • D-5c**  
**HT: 6-3 • WT: 258 • BORN: 4/21/66**

Jeff Roth proved himself early when he was able to contribute to the Florida defense, one of the best in the nation, his first season.

As a red-shirt freshman in 1985, Roth recorded two sacks — the first of his college career — in the season's third game. The next week he had his first start at nose tackle against LSU.

Later in the season he had his best game with 10 tackles as Florida defeated Auburn to become the nation's top-ranked team. Roth spent

## ROTH, Cont.

most of the game playing against All-America center Ben Tamburello who now plays with the Philadelphia Eagles. Despite starting only five games he was a second-team freshman All-America pick and led the Gators' defensive linemen in sacks with six.

In his first-year as a full-time starter in 1986, he again played well against Tamburello and Auburn with 10 tackles. Roth, who was named to the sophomore All-America team, tallied a career-high 11 tackles against Kentucky.

Over his final three seasons Roth started 33-of-35 games at nose tackle. He holds the Florida career record for tackles for losses by a defensive lineman with 44. His 17 career sacks are the third most by a Gators defensive lineman.

"Jeff has the quickness and speed to make plays in other teams' backfields and the strength to stay in the fight at the line of scrimmage," said Florida head coach Galen Hall.

While anchoring a Florida offense that placed fourth in total defense (247.8) and third in pass defense (123.6) in the nation, Roth led the Gators with 15 tackles for a loss in 1988. A two-time All-SEC pick, Roth also earned second-team All-America and SEC All-Academic honors his senior year. He had a mammoth game against Memphis State with seven tackles, a shared sack, a quarterback pressure and two tackles for losses.

One of the best games of his career came against a UCLA team, led by Troy Aikman, in the 1987 Aloha Bowl. Roth had four tackles, a sack, a quarterback pressure and two tackles for losses.

Born in the Queens section of New York, Jeffrey Neil Roth grew up wanting to be a basketball player at St. John's. After his father retired as a New York City policeman, the family moved to Florida where Jeff starred at Seminole High School. He was named the Clearwater Sun defensive player of the year after recording 15 sacks from his outside linebacker position his senior year.

His brother, Mike, is an offensive lineman at Eastern Kentucky. Jeff, who is an avid reader of suspense-novelist Stephen King, earned his degree in criminal justice from Florida.


### ROTH'S FLORIDA TOTALS

Year	Tackles			QB Tps.	Fum. Rec.	Forced Fum.	Tackles For Loss	Pass Def.
	Solo	Asst.	Tot.					
1985	22	22	44	6	0	0	7	2
1986	44	32	76	3	0	0	11	2
1987	34	14	48	6	1	0	11	0
1988	37	13	50	2	0	1	15	2
TOTALS	137	81	218	17	1	1	44	6

## ★ Kevin Peterson ★

LINEBACKER • NORTHWESTERN • D-7  
HT: 6-2 • WT: 227 • BORN: 12/14/66

Kevin Peterson's unique abilities enabled the coaches at Northwestern to design their defense around him. By overplaying the wide side of the field and playing Kevin on the short side, the



## PETERSON, Cont.

Wildcat coaches were forcing opponents to either run or throw to Peterson's side.

"Kevin played a position that required a heck of a lot," said Northwestern outside linebackers coach Maury Waugh. "He was a part-time outside linebacker, part-time cornerback and part-time safety. Of all the guys on our football team, he was maybe the only one with enough all-around ability to do that."

In his special role Peterson earned honorable mention all-Big 10 honors. The highlight of the Wildcats season came in the final home game. Peterson intercepted a pass in the fourth quarter and returned it to set up a touchdown as the Wildcats ended Purdue's 12-year winning streak. Earlier in the year Peterson recorded a career-high 12 tackles against Army.

The highest NFL draft pick from Northwestern since linebacker Alex Moyer was taken by Miami in the third round in 1985, Peterson finished his college career with 17 tackles for losses, the fifth highest total in Wildcats history.

The versatile Peterson spent most of his junior season starting at defensive end. Due to injuries he was moved from his starting outside linebacker spot after four games. Despite the switch Peterson led the Wildcats in both tackles for a loss with 11 and sacks with four, including two against Minnesota.

A four-year letterman, Peterson played as a backup linebacker in 1986 after spending most of his freshman season on special teams.

Kevin Michael Peterson played both high school and college football in Evanston, Ill. A tight end and defensive end at Evanston Township High School, Peterson set career records for catches (69), receiving yards (960) and touchdowns (12) while earning all-state honors. Kevin majored in human development and social policy/organizational studies at Northwestern, where his father lettered three years as a swimmer.

### PETERSON'S NORTHWESTERN TOTALS

Year	Tackles			Tackles For Loss
	Solo	Ast.	Tot.	
1985.....	4	2	6	0
1986.....	19	13	32	2
1987.....	27	34	61	11
1988.....	44	33	77	4
TOTALS.....	94	82	176	17



## ★ Charvez Foger ★

**RUNNING BACK • NEVADA-RENO • D-8**  
**HT: 5-10 • WT: 211 • BORN: 9/18/65**

Charvez Foger burst on the college scene in 1985 to set Division I-AA records for rushing yards (1,241) and touchdowns (18) by a freshman. He went on to set I-AA career records for touchdowns (60), touchdowns per game (1.4) and points by a non-kicker (362).

His 60 career touchdowns also exceed the division I record of 59 held by Tony Dorsett and Glenn Davis. He averaged a touchdown rushing

## FOGER, Cont.

every 17 times he carried the ball.

Entering the final game of the 1988 season against Idaho State, Foger needed 198 yards rushing to become the Big Sky Conference's all-time leading rusher. He gained a career-high 206 yards to give him 4,484 yards, which is also the third best in Division I-AA history.

The only four-time All-Big Sky pick, Foger gained over 100 yards in 25 of his 42 games. He failed to score a touchdown in only seven games and recorded six three-touchdown games.

"Charvez Foger is the most complete running back I have ever coached. He is capable of the big play at any time," said Nevada-Reno head coach Chris Ault who also coached former Raiders fullback Frank Hawkins.

Foger's best game came against Weber State as a freshman when he gained 231 yards from scrimmage — including 185 on the ground — averaged 10.9 yards per carry and had a career-long 77-yard run. The Big Sky Conference Newcomer of the Year, Foger averaged 6.9 yards per carry and set a school-record with 108 points in 1985.

Foger's only sub-1,000-yard season came in 1986 when he was slowed by an ankle injury. He still led the Wolfpack in scoring as a sophomore. In 1987 he caught a career-long 63-yard pass against Idaho State and was an honorable mention All-America.

Charvez Lashawn Foger (SHAR-vez FOE-gur) earned all-state honors at Las Vegas' Bishop Gorman High School where he once scored five touchdowns in a game. Charvez earned his degree in education at Nevada-Reno.

### FOGER'S NEVADA-RENO TOTALS

RUSHING					RECEIVING				
Year	No.	Yds.	Avg.	Long TD	Year	No.	Yds.	Avg.	Long TD
1985.....	179	1241	6.9	77 14	1985.....	12	172	14.3	39 4
1986.....	178	827	4.7	27 14	1986.....	15	174	11.6	35 1
1987.....	209	1132	5.4	59 12	1987.....	22	247	11.2	63 2
1988.....	298	1284	4.3	51 12	1988.....	25	228	9.1	30 1
TOTALS ...	864	4484	5.2	77 52	TOTALS ...	74	821	11.1	63 8


## ★ Tim Jackson ★

**DEFENSIVE BACK • NEBRASKA • D-9**  
**HT: 5-11 • WT: 192 • BORN: 11/7/65**

Tim Jackson will be looking to follow in the footsteps of Everson Walls and Michael Downs, who both grew up in Dallas and went on to become All-Pro defensive backs with the Cowboys.

Jackson has taken a more circuitous route back to his hometown than Downs or Walls. Following an injury-plagued senior season at Skyline High School, Jackson went to Kansas State where he played in 1985. The following year he earned all-conference honors after transferring to Coffeyville, Kans., Junior College.

After one season in junior college, Jackson was highly recruited by many schools. He chose Nebraska where he became the starting free



## JACKSON, Cont.

safety in the fifth game of his junior year. In 1988 he earned All-Big Eight honors while keying a Cornhuskers defense that finished sixth in the nation in pass defense (134.8) and seventh in total defense (262.8). Jackson tied for fifth in the conference with four interceptions, led the Cornhuskers in passes defended and tied with All-America linebacker Broderick Thomas for the team-lead in forced fumbles last year.

Several of his interceptions in 1988 came at key times. In the Kickoff Classic against Texas A&M, Nebraska was down 7-6 in the third quarter when Jackson picked off a pass and returned it to the Aggies 24 to set up a touchdown. He stole two passes against Arizona State. The first gave the Cornhuskers the ball at the Sun Devils' 28-yard line to set up a touchdown. The second interception, which Jackson returned 55 yards, came at the Cornhuskers' 13-yard line. He also had six tackles when Nebraska defeated Oklahoma for its first Big Eight title in five years.

A photo of Jackson, who is the only person to play both for and against the Cornhuskers, hangs in the Nebraska Athletic Department. However, the picture is of Jackson in a Kansas State uniform tackling former Nebraska running back Doug DuBose, whom Jackson knocked out of the game.

Timothy Gerrard "Action" Jackson also starred in track at Skyline High School in Dallas. He majored in consumer science at Nebraska.

### JACKSON'S NEBRASKA TOTALS

Year	Solo	Tackles		Int.	QB Tps.	Fum. Rec.	Frcd. Fum.	For Loss	Pass Def.
		Ast.	Tot.						
1987	19	15	34	0	0	0	0	2	1
1988	31	12	43	4	1	1	3	1	5
TOTALS	50	27	77	4	1	1	3	3	6



## ★ Rod Carter ★

LINEBACKER • MIAMI • D-10  
HT: 6-1 • WT: 228 • BORN: 10/10/66

Rod Carter earned reputation as the hardest hitter at the University of Miami over the past three seasons. Unfortunately for teammates, much of that image was forged in practices.

Included among the Carter-inflicted wounds at team workouts were a broken jaw and several separated shoulders.

Fortunately for the Hurricanes, Carter was just as ferocious against opponents. Despite missing the first two games due to injuries he finished second on the team with 88 tackles last season. An honorable mention All-America the past two years, Carter split time starting at both a middle and outside linebacker for a Miami squad that finished second in the nation in total defense in 1988. He led the Hurricanes with 11 tackles to shut down a vaunted Nebraska offense to a season-low 135 yards in total offense in the Orange Bowl.

In 1987 Carter finished second on the team with 138 tackles (12.5 per game) — the seventh highest total in Miami history — while starting at outside linebacker. Against Cincinnati he had a career-high 19 tackles his junior year.

## CARTER, Cont.

A starter in 34 games (of which Miami won 32) and three bowl games, Carter had 11 games of 10-or-more tackles the past two seasons. He became starting strong-side linebacker midway through his freshman season then moved to the weakside in 1986.

Roderick Early Carter grew up in the same area of Fort Lauderdale as current NFL players Bennie (Detroit) and Brian Blades (Seattle), Lorenzo White (Houston) and Michael Irvin. Carter is reunited with Irvin who was his college roommate for three seasons. A talented painter and cartoonist, Carter earned his degree in art at Miami. In high school he drew caricatures of his teammates for the homecoming game program. His favorite creation is a cartoon character dubbed Leroy.

### CARTER'S MIAMI TOTALS

Year	Tackles			QB Tps.	Fum. Rec.	Forced Fum.	Tackles For Loss	Pass Def.
	Solo	Ast.	Tot.					
1985	35	33	68	2	0	1	2	0
1986	37	30	67	0	0	2	4	0
1987	58	80	138	3½	1	1	8	2
1988	46	42	88	½	0	1	5	2
TOTALS	176	185	361	6	1	5	19	4

## ★ Randy Shannon ★

LINEBACKER • MIAMI • D-11  
HT: 6-0 • WT: 224 • BORN: 2/24/66

During his two-year stint as starting strongside linebacker at Miami, Randy Shannon became the coach on the field.


"Randy is as small an outside linebacker as you're going to find," says former Miami and current Cowboys linebacker coach Dave Wannstedt. "However, to play linebacker instincts and intelligence are the most important ingredients and Randy has them both. Randy is the most instinctive linebacker I've ever seen."

A former defensive back, Shannon's versatility is apparent in Miami's 1988 statistics. On a team that ranked second in the nation in total defense, Shannon led the Hurricanes in passes defended with eight and in forced fumbles with three. He also finished fourth on the team in tackles with 83, sacks with five and tackles for a loss with eight.

Shannon, who earned honorable mention All-America honors, had four games of 10-or-more tackles in 1988, including a career-high 14 tackles against Michigan. He also played well against Florida State with eight tackles, two passes defended and an interception.

In his first game as a starter in 1987, Shannon returned an interception 41 yards for a touchdown against Florida. He also had 13 tackles against both Notre Dame and East Carolina his junior year. Of the 25 games Shannon started, the Hurricanes won 24.

Despite playing a reserve role, Shannon finished fifth in tackles in 1986 with 82, including 13 against a Pittsburgh team led by running back Craig Heyward. Following a red-shirt season when he worked as a defensive back on the scout team, Shannon was moved to linebacker in spring drills in 1985.



## SHANNON, Cont.

A native of Miami, Shannon was an all-state defensive back at Norland High School. He earned his degree in criminal justice at Miami.

### SHANNON'S MIAMI TOTALS

Year	Tackles			QB Tps.	Fum. Rec.	Forced Fum.	Tackles For Loss	Int.
	Solo	Ast.	Tot.					
1985	9	6	15	0	0	0	1	0
1986	46	36	82	2	0	0	2	0
1987	38	49	87	0	0	0	4	1
1988	48	35	83	5	1	3	8	1
TOTALS	141	126	267	7	1	3	15	2



## ★ Scott Ankrom ★

**WIDE RECEIVER • TCU • D-12**  
**HT: 6-1 • WT: 200 • BORN: 1/4/66**

Scott Ankrom is an equipment manager's nightmare. Four pairs of shoulder pads were kept on the sidelines during his college days. One for running backs, one for quarterbacks, one for wide receivers and one for defensive backs.

In his first game at TCU in 1984 he completed a seven-yard pass, made two tackles and rushed for 60 yards.

Even though he was used at several positions during his college career, the three-time co-captain was pencilled in as the Horned Frogs starting quarterback at the start of several seasons. In 1987 he suffered a season-ending injury in the first game.

In 1986 he was forced to red-shirt the season after a muscle pull in the opener. After starting the first five games at quarterback in 1985, Ankrom missed the final seven games of the season due to a leg injury suffered against Arkansas.

His career highlights came in his first and last seasons at TCU. In 1988 he played running back, wide receiver, quarterback and returned kicks. Against Bowling Green he gained 106 yards as a running back in the first half then switched to quarterback where he completed four of seven passes for 50 yards and led the Frogs to three TDs in the second half. Ankrom had 112 yards rushing against Baylor and finished the season as the Frogs' second-leading ground gainer.

In the fifth games of his freshman year Ankrom threw a 99-yard touchdown pass to James Maness and rushed for another 51-yard score against Rice.

Scott Randall Ankrom earned All-America honors at John Jay High School in San Antonio. He was also a top sprinter in high school. Ankrom earned his degree in secondary education at Texas Christian.

### ANKROM'S TCU TOTALS

RUSHING						RECEIVING					
Year	No.	Yds.	Avg.	Long	TD	Year	No.	Yds.	Avg.	Long	TD
1984	21	146	7.0	51t	3	1988	6	54	9.0	23	0
1985	67	186	2.8	32	4						
1986	5	22	4.4	9	0	KICKOFF RETURNS					
1987	17	107	6.3	27	0	Year	No.	Yds.	Avg.	Long	TD
1988	144	639	4.4	44	6	1984	10	161	16.1	21	0
TOTALS	254	1100	4.3	51	13	1988	1	18	18.0	18	0
						TOTALS	11	179	16.3	21	0

ANKROM, Cont.

ANKROM'S TCU TOTALS (Cont.)

Year	PUNT RETURNS				
	No.	Yds.	Avg.	Long	TD
1988.....	1	3	3.0	3	0

Year	TACKLES — INTERCEPTIONS			Int.
	Solo	Ast.	Tot.	
1984.....	5	9	14	1
1985.....	2	0	2	0
1986.....	1	0	1	0
TOTALS.....	8	9	17	1

Year	PASSING							
	Att.	Comp.	Yds.	Pct.	TD	Avg. Gn.	Long	Int.
1984.....	7	2	106	28.6	1	15.14	99t	0
1985.....	59	29	361	49.2	2	6.12	41	2
1987.....	8	1	17	12.5	0	2.13	17	2
1988.....	73	35	377	48.0	1	5.16	27	5
TOTALS.....	147	67	861	45.6	4	5.86	99t	9



## Supplemental Draft



### ★ Steve Walsh ★

QUARTERBACK • MIAMI • S-1  
HT: 6-3 • WT: 195 • BORN: 12/1/66

Cool under fire best describes Steve Walsh. When a problem presents itself to Walsh, he just takes the most direct route to the solution, always remaining in total control. This characteristic was

evident both on and off the field during his time at Miami.

On the field one of the greatest pressure situations Steve faced occurred last fall in Ann Arbor, Mich. With more than 105,000 screaming fans and his team down 30-14, Walsh was right at home. "The fans were yelling," said Walsh. "It was great. I love being in control when it gets rough." In charge he was, engineering 17 unanswered points in the final seven minutes and 16 seconds of play to defeat Michigan 31-30.

Another image of Walsh in control in a very different setting. It centers around Steve Walsh the banker. Last summer, while others spent their time at the beach or in front of a television, Walsh was hard at work interning at Minneapolis' Marquette Bank. Aiming toward his long-range ambition as a financial planner, Walsh was just as at home in front of a financial statement as a playbook.

Winning football games takes more than just a talented quarterback. It also takes a leader. At Miami Steve was just that. "I'm a leader and that means doing all the right things all the time so others will follow my example," Walsh said. If another player sees that I get frustrated, either in a game or with two-a-days, that sets a bad example. So when there's a situation that needs to be handled, I just go right at it."

A proven winner at Miami, 23-1 as a starter, Walsh had big shoes to fill when he took over the starting job in 1987. He followed in the footsteps of three NFL quarterbacks — Vinny Testaverde (Tampa Bay), Bernie Kosar (Cleveland), and Jim Kelly (Buffalo). The pressure on Walsh was tremendous, but because of his strong character he was able to succeed.

"Steve Walsh is a bottom-line quarterback," says Cowboys Head Coach Jimmy Johnson, who coached Walsh at Miami. "A lot of people got into comparing him with Vinny and Bernie and said he didn't have as strong an arm or this and that. The thing about him is he wins ballgames. He does what needs to be done to win and I like that."

Walsh's 1987 12-0 season was climaxed with a 20-14 victory over Oklahoma in the Orange Bowl, earning Miami the national championship.

Consistency was one of the keys to Walsh's success. While Walsh was passing for over 5300 yards in his career, he was sacked only 14 times. Steve had at least one touchdown pass in 17 of his last 19 games with Miami.

For his career, Walsh was 16-0 at home and 7-1 on the road, but that is only half the story. Because of Miami's schedule, Walsh faced many of the top teams in the country, and emerged 11-1 against teams ranked in the Top 20 and 2-0 against teams ranked No. 1 in the nation.

## WALSH, Cont.

Many of the characteristics Walsh displays on and off the field come from his dad. Steve's father is a plumbing inspector who owns his own business in St. Paul, Minn., where Steve attended Cretin High School.

Walsh leaves Miami as one of the top passers in school history. His 48 career touchdown passes ties him with Testaverde for the school record. His 33 completions against No. 8 ranked Arkansas in 1988 set a Hurricanes' mark, breaking his own record of 31 set at Notre Dame earlier in the season.

In 1988, Walsh suffered his only defeat as a starter against Notre Dame. In that 31-30 loss, Walsh still rallied Miami from a 31-21 deficit in South Bend to pull within one point with :45 to play. However, the Hurricanes' try for the winning two point conversion resulted in an incomplete pass. Walsh still managed to throw for more yards (424) against the Irish than any other visiting quarterback in Notre Dame history, that total is also the second highest in Miami history.

All these heroics earned Walsh quite a bit of recognition. This past season he was selected as the first team All-America quarterback by the Associated Press, ESPN, and the Football Writers Association. He finished fourth in the balloting for the 1988 Heisman Trophy and was selected as the runner-up for the 1988 Davey O'Brien Award, which goes to the nation's top collegiate quarterback.

The winner of back-to-back Orange Bowls with the Hurricanes, Walsh becomes only the third quarterback taken in the first round by Dallas. The Cowboys chose Craig Morton with the sixth pick in 1965 and Troy Aikman with the first pick in 1989.

### WALSH'S MIAMI TOTALS

Year	PASSING					TD	Avg. Gn.	Long	Int.
	Att.	Comp.	Yds.	Pct.					
1986	2	1	5	50.0	0	2.50	5	0	
1987	298	176	2249	59.1	19	7.55	73	7	
1988	390	233	3115	59.7	29	7.99	51	12	
Totals	690	410	5369	59.4	48	7.78	73	19	

## ★ Mike Lowman ★

**RUNNING BACK • COFFEYVILLE JUNIOR COLLEGE • S-12**  
HT: 5-11 • WT: 207 • BORN: 10/3/68

It took three years and an NFL supplemental draft, but Jimmy Johnson finally had Mike Lowman on his team. Considered as the finest all-around football player in the state of Florida coming out of high school, Lowman was recruited by several schools including the University of Miami. Lowman chose Florida where he sat out the 1986 season. In 1987 he transferred to Coffeyville, Kans., Junior College where he rushed for 556 yards on 76 carries (7.3 average) and caught nine passes for 245 yards (27.2 average) his first season. He played three games in 1988.

An honorable mention All-America and consensus all-state pick at Apopka, Fla., High School, Lowman excelled as a defensive back before he was switched to running back as a senior. In only 6½ games he averaged 8.7 yards per carry while gaining 1,050 yards in 1985.



## Free Agent Rookies

**SCOTT ADAMS**, a 6-5, 275-pound tackle from Georgia, earned honorable mention All-America honors as a senior. In 1988 Adams started five games at left tackle and seven games at right guard for the Bulldogs whose rushing offense led the Southeastern Conference with a 252.5 yards per game average. Adams earned all-state honors at Columbia High School in Lake City, Fla.

**ERIC BROWN**, who is a two-time All-Southern Intercollegiate Athletic Conference pick, started the past three seasons at left cornerback for Savannah State. The 5-11, 177-pound defensive back, who tied for second in interceptions in NCAA division II with seven in 1987, stole 17 passes for 182 yards the past three years. Brown, who also ran track in college, starred in football and track at Savannah, Ga., High School.

**SHAWN DANIELS**, a 5-11, 238-pound fullback from Bowling Green, started at both tailback and fullback in his two seasons with the Falcons. In 1988 he rushed for 65 yards and caught 24 passes for 180 yards while starting 10 games at fullback. He started four games at fullback and seven at tailback in 1987 when he led Bowling Green in rushing with 423 yards. Daniels spent two seasons at Snow Junior College in Ephraim, Utah before transferring to Bowling Green. A native of Canada, Shawn starred at Malcolm Campbell High School in St. Laurent, Quebec.

**JOHN DUFF**, who caught 77 passes for 1,095 yards and nine touchdowns at New Mexico, missed five games in 1988 due to a ruptured spleen. The 6-6, 222-pound tight end earned honorable mention All-Western Athletic Conference honors in 1987 when he led league tight ends in catches with 51. Following his career as an all-league wide receiver at Tustin, Calif., High School, Duff spent two seasons as a blocking back for Saddleback Community College in Mission Viejo, Calif.

**DARRYL FORD**, who earned honorable mention All-America honors last year, set a New Mexico State record for tackles in a season with 164 in 1988. The 6-1, 232-pound linebacker also has the Aggies second-best tackle season with 154 in 1986. Ford, who did not play in 1987, tallied a career-high 22 stops against UNLV last season. A four-year starter at outside linebacker for New Mexico State, Darryl was an all-district pick at Roosevelt High School in Dallas.

**STACEY HAIRSTON**, a 5-9, 170-pound wide receiver from Ohio Northern, played both wide receiver and cornerback during his collegiate career. After playing at wide receiver the first part of the season,

Hairston played cornerback and wide receiver the final two games in 1988. He caught 28 passes for 515 yards and five touchdowns and recorded 10 tackles and an interception last year. As a junior Hairston set a school record with 577 receiving yards and earned All-Ohio Athletic Conference honors. He spent his entire sophomore season playing cornerback. Hairston, who starred at South High School in Columbus, Ohio, holds two Ohio Northern indoor track records and spent a season on the college's diving team.

**PAUL HEWITT**, who earned honorable mention All-America honors the past two seasons, is the only San Diego State player to gain over 1,000 yards in two different seasons. In 1987 the 5-7, 195-pound running back scored 24 touchdowns to lead the nation and set a Western Athletic Conference record. He also set an NCAA mark as a junior by scoring three-or-more touchdowns in five straight games. After he was named All-America at Citrus Junior College in 1986, Hewitt transferred to San Diego State. Paul set a California record with 37 touchdowns his senior year at Monrovia, Calif., High School.

**MARK SEALS**, a 6-0, 201-pound defensive back from Boston University, earned NCAA division I-AA All-America honors the past two seasons. The No. 2 all-time interceptor in school history, Seals finished second in division I-AA with eight steals in 1988. Seals, who became a starter in the sixth game of his freshman year, averaged over 20 yards per kick return in his collegiate career, including an 89-yard touchdown against Colgate in 1985. A native of Syracuse, Seals was all-county as a safety and wide receiver at Henninger High School.

**RICKY SIGLAR**, who was not selected in the supplemental draft in 1988, has not played since 1985. After transferring to San Jose State, Siglar was red-shirted in 1986 and ineligible in 1987. A two-year starter at tackle at Arizona Western Junior College, Siglar earned all-conference honors in 1985. Ricky was an all-state pick at Manzano High School in Albuquerque, N.M.

**TYRONE THURMAN**, a 5-3, 145-pound wide receiver from Texas Tech, set Southwest Conference records for punt return yards (1,466), punts returned for a touchdown (4) and punt returns (126), which is also the second most in NCAA history. A two-time All-SWC selection, Thurman led the conference in kick return average (23.3), finished second in punt return average (10.4) and third in receptions (48) in 1988. A cousin of former Cowboys defensive back Dennis Thurman, Tyrone earned All-West Texas honors at Lee High School in Midland, Tex.

**KEN TIPPINS**, who is a two-time All-Ohio Valley Conference pick at defensive end, knocked down a team-high seven passes in 1988. The 6-1, 226-pound linebacker recorded 151 tackles, 20 tackles for a loss and nine sacks in three seasons as a starter. Against Eastern Kentucky in 1987, Tippins recorded 11 tackles, a sack, an interception and recovered two fumbles. He earned all-county honors at Cook High School in Adel, Ga.



## 1989 Rookie and First-Year Roster

NAME	POS.	HGT.	WGT.	BIRTHDATE	HOW ACQ.	COLLEGE	NFL EXP.
Adams, Scott	T	6-5	275	9/28/66	FA	Georgia	R
Aikman, Troy	QB	6-3	220	11/21/66	D1	UCLA	R
Ankrom, Scott	WR	6-1	200	1/4/66	D12	TCU	R
Brown, Eric	DB	5-11	177	4/12/67	FA	Savannah State	R
Carter, Rod	LB	6-1	228	10/10/66	D10	Miami	R
Crockett, Willis	LB	6-3	221	8/25/66	D5b	Georgia Tech	R
Daniels, Shawn	RB	5-11	238	9/3/66	FA	Bowling Green	R
Duff, John	TE	6-6	222	7/31/67	FA	New Mexico	R
Foger, Charvez	RB	5-10	211	9/18/65	D8	Nevada-Reno	R
Ford, Darryl	LB	6-1	232	6/22/66	FA	New Mexico State	R
Hairston, Stacey	DB	5-9	170	8/16/67	FA	Ohio Northern	R
Hewitt, Paul	RB	5-7	195	4/30/67	FA	San Diego State	R
Jackson, Tim	DB	5-11	192	11/7/65	D9	Nebraska	R
James, Jeff	WR	5-10	187	3/25/65	FA	Stanford	1
Jennings, Keith	TE	6-4	241	5/19/66	D5a	Clemson	R
Johnston, Daryl	RB	6-2	237	2/10/66	D2	Syracuse	R
Lowman, Mike	RB	5-11	207	10/3/68	512	Coffeyville JC	R
Mazza, Vince	P	6-3	225	11/5/63	FA	Ashland College	1
Moss, Zefross	T	6-6	310	8/17/66	FA	Alabama State	1
Peterson, Kevin	LB	6-2	227	12/14/66	D7	Northwestern	R
Roth, Jeff	DT	6-3	256	4/21/66	D5c	Florida	R
Scheller, Sean	DE	6-5	250	9/27/65	FA	Stanford	1
Seals, Mark	DB	6-0	201	1/31/67	FA	Boston University	R
Shannon, Randy	LB	6-0	224	2/24/66	D11	Miami	R
Siglar, Ricky	T	6-6	295	6/14/66	FA	San Jose State	R
Stepnoski, Mark	G	6-2	269	1/20/67	D3a	Pittsburgh	R
Thurman, Tyrone	WR	5-3	145	12/31/66	FA	Texas Tech	R
Tippins, Ken	LB	6-1	226	7/22/66	FA	Middle Tennessee St.	R
Tolbert, Tony	DE	6-6	245	12/29/67	D4	Texas-El Paso	R
Walsh, Steve	QB	6-3	195	12/1/66	51	Miami, Fla.	R
Weston, Rhondy	DE	6-5	274	6/7/66	D3b	Florida	R

# Dallas Cowboys 1989 Veterans Roster

No.	NAME	POS.	HGT.	WGT.	BIRTHDATE	HOW ACQ.	COLLEGE	NFL EXP.
36	Albritton, Vince	S	6-2	210	7/23/62	FA-'84	Washington	6
87	Alexander, Ray	WR	6-4	193	1/8/62	FA-'87	Florida A&M	3
40	Bates, Bill	S	6-1	204	6/6/61	FA-'83	Tennessee	7
82	Burbage, Cornell	WR	5-10	189	2/22/65	FA-'88	Kentucky	3
57	Burton, Ron	LB	6-1	245	5/2/64	FA-'87	North Carolina	3
85	Chandler, Thornton	TE	6-5	245	11/27/63	D6a-'86	Alabama	4
42	Clack, Darryl	RB	5-10	218	10/29/63	D2-'86	Arizona State	4
22	Clark, Kevin	DB	5-10	185	6/8/64	FA	San Jose State	3
59	Cobb, Garry	LB	6-2	233	3/16/57	FA-'88	Southern Cal.	11
55	Coyle, Eric	C	6-3	260	10/26/63	FA	Colorado	2
44	Dykes, Sean	CB	5-9	178	8/8/64	FA	Bowling Green	2
81	Edwards, Kelvin	WR	6-2	204	7/19/64	FA-'87	Liberty	4
86	Folsom, Steve	TE	6-5	240	3/21/58	FA-'87	Utah	5
45	Fowler, Todd	FB	6-3	221	6/9/62	SD1-'84	Stephen F. Austin	5
38	Francis, Ron	CB	5-9	201	4/7/64	D2-'87	Baylor	3
80	Gay, Everett	WR	6-2	209	10/23/64	D5-'87	Texas	2
66	Gogan, Kevin	T	6-7	306	11/2/64	D8-'87	Washington	3
45	Hendrix, Manny	DB	5-10	178	10/20/64	FA-'86	Utah	4
20	Horton, Ray	S	5-11	190	4/12/60	FA-'89	Washington	7
52	Hurd, Jeff	DL	6-2	245	5/25/64	FA-'87	Kansas State	2
88	Irvin, Michael	WR	6-2	202	3/5/66	D1-'88	Miami, Fla.	2
77	Jeffcoat, Jim	DE	6-5	260	4/1/61	D1-'83	Arizona State	7
86	Jones, Anthony	TE	6-3	248	5/16/60	FA-'89	Wichita State	6
72	Jones, Ed	DE	6-9	273	2/23/51	D1a-'74	Tennessee State	15
68	Ker, Crawford	G	6-3	285	5/5/62	D3-'85	Florida	5
15	Laufenberg, Babe	QB	6-3	205	12/5/59	FA-'89	Indiana	4
56	Lockhart, Eugene	LB	6-2	235	3/8/61	D6a-'84	Houston	6
5	Manca, Massimo	K	5-10	200	3/18/64	FA-'89	Penn State	2
67	Marrone, Doug	OL	6-5	295	7/25/64	FA-'89	Syracuse	2
83	Martin, Kelvin	WR	5-9	163	5/14/65	D4-'87	Boston College	3
58	Naposki, Eric	LB	6-2	230	12/20/66	FA-'89	Connecticut	2
30	Newsome, Timmy	FB	6-1	237	5/17/58	D6-'80	Winston-Salem St.	10
61	Newton, Nate	G	6-3	317	12/20/61	FA-'86	Florida A&M	4
73	Noonan, Danny	DT	6-4	266	7/14/65	D1-'87	Nebraska	3
51	Norton, Ken	LB	6-2	236	9/29/66	D2-'88	UCLA	2
31	Owens, Billy	S	6-1	207	12/2/65	D10-'88	Pittsburgh	2
16	Pelluer, Steve	QB	6-4	208	7/29/62	D5a-'84	Washington	6
64	Rafferty, Tom	C	6-3	262	8/2/54	D4-'76	Penn State	14
9	Rohrer, Jeff	LB	6-2	227	12/25/58	D2-'82	Yale	7
5	Ruzek, Roger	K	6-1	195	12/17/60	FA-'87	Weber State	3
39	Sargent, Broderick	FB	5-11	215	9/16/62	FA-'89	Baylor	3
4	Saxon, Mike	P	6-3	188	7/10/62	FA-'85	San Diego State	5
35	Scott, Kevin	RB	5-9	181	10/24/63	FA-'89	Stanford	2
10	Secules, Scott	QB	6-3	219	11/8/64	D6-'88	Virginia	2
93	Sileo, Dan	DT	6-2	291	1/3/64	FA-'89	Miami, Fla.	2
79	Smith, Daryle	T	6-5	276	1/18/64	FA-'87	Tennessee	3
25	Tautalatasi, Junior	RB	5-11	208	3/24/63	FA-'89	Washington State	4
71	Tuinei, Mark	C	6-5	283	3/31/60	FA-'83	Hawaii	7
95	Walen, Mark	DL	6-5	267	3/10/63	D3-'86	UCLA	3
34	Walker, Herschel	RB	6-1	223	3/3/62	D5a-'85	Georgia	4
24	Walls, Everson	CB	6-1	193	12/28/59	FA-'81	Grambling	9
65	White, Bob	C	6-5	273	4/9/63	FA-'87	Rhode Island	3
78	Widell, Dave	T	6-6	300	5/14/65	D4-'88	Boston College	2
23	Williams, Robert	CB	5-10	186	10/2/62	FA-'87	Baylor	3
76	Zimmerman, Jeff	G	6-3	313	1/10/65	D3-'87	Florida	2

# Cowboys All-Time Roster

## ASSISTANT COACHES

Allen, Ermal, 1962-83  
 Armstrong, Neill, 1982-88  
 Berry, Raymond, 1968  
 Dahms, Tom, 1960-1962  
 Dimancheff, Babe, 1960-62  
 Ditka, Mike, 1973-81  
 Ecklund, Brad, 1960-63  
 Erkenbeck, Jim, 1987-88  
 Franklin, Bobby, 1968-72  
 Gillman, Sid, 1972  
 Hackett, Paul, 1986-88  
 Hickey, Red, 1964  
 Hughes, Ed, 1973-76  
 Lavan, Al, 1980-88  
 Lowry, Alan, 1982-88  
 Mackovic, John, 1981-82  
 Myers, Jim, 1962-86  
 Nolan, Dick, 1962-67, 1982-88  
 Reeves, Dan, 1970-80  
 Renfro, Ray, 1968-72  
 Roy, Alvin, 1973-75  
 Shofner, Jim, 1983-85  
 Solari, Mike, 1987-88  
 Stallings, Gene, 1972-85  
 Stautner, Ernie, 1966-88  
 Tubbs, Jerry, 1966-88  
 Ward, Bob, 1976-88

## PLAYERS

### No.

21 Adams, David, RB, Arizona, 1987  
 26 Adderley, Herb, CB, Mich. St., 1970-72  
 23 Adkins, Margene, WR, Henderson, J.C., 1970-71  
 36 Albritton, Vince, S/LB, Washington, 1984-88  
 87 Alexander, Ray, WR, Florida A&M, 1988  
 31 Allen, Gary, RB, Hawaii, 1983-84  
 19 Alworth, Lance, WR, Arkansas, 1971-72  
 66 Andrie, George, DE, Marquette, 1962-72  
 10/35 Armstrong, Jimmy, DB, Appalachian State, 1987  
 64 Arneson, Jim, C/G, Arizona, 1973-74  
 74 Asher, Bob, T, Vanderbilt, 1970  
 76 Aughtman, Dowe, OL, Auburn, 1984  
 33 Babb, Gene, LB/RB, Austin College, 1960-61  
 53 Babinecz, John, LB, Villanova, 1972-73  
 66 Baker, Jesse, DE, Jacksonville State, 1986  
 38 Baker, Sam, P/K, Oregon State, 1962-63  
 62 Baldinger, Brian, C/G, Duke, 1982-84, 1986-87  
 87 Banks, Gordon, WR, Stanford, 1985-87  
 80 Barksdale, Rod, WR, Arizona, 1987  
 31 Barnes, Benny, CB, Stanford, 1972-82  
 80 Barnes, Gary, WR, Clemson, 1963  
 56 Barnes, Rodrigo, LB, Rice, 1973-74  
 81 Bateman, Marv, P, Utah, 1972-74  
 40 Bates, Bill, S, Tennessee, 1983-88  
 46 Baynham, Craig, RB, Georgia, Tech, 1967-69  
 11 Belden, Bob, QB, Notre Dame, 1969-70  
 20 Bercich, Bob, S, Michigan State, 1960-61  
 76 Bethea, Larry, DE, Michigan St., 1978-83  
 38 Bielski, Dick, TE, Maryland, 1960-61  
 44 Bishop, Don, CB, CCLA, 1960-65  
 24 Blackwell, Alois, RB, Houston, 1978-79  
 28 Blount, Alvin, RB, Maryland, 1987  
 68 Boeke, Jim, T, Heidelberg, 1964-67  
 87 Borden, Nate, DE, Indiana, 1960-61

84 Borresen, Rich, TE, Northwestern, 1987  
 51 Braatz, Tom, LB, Marquette, 1960  
 77 Bradfute, Byron, T, So. Miss., 1960-61  
 1 Brady, Kerry, K, Hawaii, 1987  
 5 Breunig, Bob, LB, Arizona State, 1975-84  
 36 Brinson, Larry, RB, Florida, 1977-79  
 77 Brock, Clyde, DT, Utah State, 1962-63  
 99 Brooks, Kevin, DT, Michigan, 1985-88  
 63 Brotzki, Bob, T, Syracuse, 1988  
 59 Brown, Guy, LB, Houston, 1977-82  
 31 Brown, Otto, CB/S, Prairie View, 1969  
 22 Bullocks, Amos, RB, So. Ill., 1962-64  
 15/89/82 Burbage, Cornell, WR, Kentucky, 1987-88  
 60 Burkett, Jackie, LB, Auburn, 1968-69  
 73 Burnette, Dave, T, Central Arkansas, 1987  
 57 Burton, Ron, LB, North Carolina, 1987-88  
 22 Butler, Bill, S, Chattanooga, 1960  
 60 Caffey, Lee Roy, LB, Texas A&M, 1971  
 52 Cannon, Billy, LB, Texas A&M, 1984  
 59 Capone, Warren, LB, Louisiana State, 1975  
 18 Carano, Glenn, QB, Nevada-Las Vegas, 1977-83  
 17 Carmichael, Harold, WR, Southern, 1984  
 10 Carrell, Duane, P, Florida State, 1974  
 79 Cesario, Sal, G, Cal Poly SLO, 1987  
 85/89 Chandler, Thornton, TE, Alabama, 1966-88  
 77 Cisowski, Steve, T, Santa Clara, 1987  
 42 Clark, Darryl, RB, Arizona State, 1986-88  
 83/17 Clark, Mike, K, Texas A&M, 1968-71, 1973  
 73 Clark, Monte, T, Southern California, 1962  
 37 Clark, Phil, CB/S, Northwestern, 1967-69  
 82 Clarke, Frank, TE/WR, Colorado, 1960-67  
 47 Clinkscale, Dextor, S, South Carolina St., 1980, 1982-85  
 59 Cobb, Garry, LB, Southern Cal., 1988  
 63 Cole, Larry, DE/DT, Hawaii, 1968-80  
 41 Coleman, Anthony, DB, Baylor, 1987  
 86 Coleman, Ralph, LB, N. Car., A&T, 1972  
 10 Collier, Reggie, QB, Southern Mississippi, 1986  
 77 Colvin, Jim, DT, Houston, 1964-66  
 31 Cone, Fred, K, Clemson, 1960  
 54/53 Connelly, Mike, C, Utah State, 1960-67  
 40 Conrad, Bobby Joe, WR, Texas A&M, 1969  
 61 Cooper, Jim, C/G/T, Temple, 1977-86  
 85 Cornwell, Fred, TE, Southern, Cal, 1984-85  
 84 Cosbie, Doug, TE, Santa Clara, 1979-88  
 44/81 Courville, Vince, WR, Rice, 1987  
 85 Cronin, Gene, LB, Pacific, 1960  
 62 Cvercko, Andy, G, Northwestern, 1961-62  
 47/21 Daniels, Dick, S, Pacific (Ore.), 1966-88  
 29 Davis, Donnie, WR, Southern, 1962  
 57 Davis, Kyle, C, Oklahoma, 1975  
 88 Davis, Sonny, LB, Baylor, 1961  
 55 DeOssie, Steve, LB, Boston College 1984-88  
 21 Dennison, Doug, RB, Kutztown State, 1974-78  
 83 Deters, Harold, K, North Carolina St., 1967  
 26 Dial, Buddy, WR, Rice, 1964-66  
 51 Dickerson, Anthony, LB, SMU, 1980-84  
 71 Dickson, Paul, T, Baylor, 1960  
 76 Diehl, John, DT, Virginia, 1965  
 39 Ditka, Mike, TE, Pittsburgh, 1969-72  
 84 Doelling, Fred, S, Pennsylvania, 1960  
 83 Donley, Doug, WR, Ohio State, 1981-84  
 62 Donohue, Leon, G, San Jose State, 1965-67  
 67 Donovan, Pat, T, Stanford, 1975-83

- 83 Doran, Jim, WR, Iowa State, 1960-61  
 33 Dorsett, Tony, RB, Pittsburgh, 1977-87  
 34 Douglas, Merrill, RB, Utah, 1961  
 30 Dowdle, Mike, RB/LB, Texas, 1960-62  
 26 Downs, Michael, S, Rice, 1981-88  
 86 Duckett, Kenny, WR, Wake Forest, 1985  
 89 Dugan, Fred, WR, Dayton, 1960  
 52 Duliban, Chris, LB, Texas, 1987  
 37 Dunn, Perry Lee, RB, Mississippi, 1964-65  
 45 Dupre, L.G., RB, Taylor, 1960-61  
 89 DuPree, Billy Joe, TE, Michigan St., 1973-83  
 78 Dutton, John, DE, Nebraska, 1979-86  
 71 Dwyer, Mike, DT, Massachusetts, 1987
- 42 Easmon, Ricky, DB, Florida, 1985  
 79/77 East, Ron, DT, Montana State, 1967-70  
 52 Edwards, Dave, LB, Auburn, 1963-75  
 81/87 Edwards, Kelvin, WR, Liberty, 1987-88  
 52 Eldson, Jim, G/C, Miss. State, 1976
- 63 Falls, Mike, G, Minnesota, 1960-61  
 27 Fellows, Ron, CB, Missouri, 1981-86  
 73 Fisher, Ray, T, Eastern Illinois, 1960  
 62 Fitzgerald, John, G/C, Bost. Coll., 1971-80  
 55 Flaherty, Harry, LB, Holy Cross, 1987  
 45 Flowers, Richmond, S, Tennessee, 1969-71  
 80/83 Folkins, Lee, TE, Washington, 1962-64  
 85 Folsom, Steve, TE, Utah, 1987-88  
 46 Fowler, Todd, FB, Stephen F. Austin, 1985-88  
 38 Francis, Ron, CB, Baylor, 1987-88  
 32 Franckhauser, Tom, CB, Purdue, 1960-61  
 76 Frank, Bill, T, Colorado, 1964  
 71 Frederick, Andy, T, New Mexico, 1977-81  
 15 Fritsch, Toni, K, Vienna, Austria, 1971-73,  
 1975  
 79 Frost, Ken, DT, Tennessee, 1961-62  
 75 Fry, Bob, T, Kentucky, 1960-64  
 84 Fugett, Jean, TE, Amherst, 1972-75
- 27 Gaechter, Mike, S, Oregon, 1962-69  
 32 Garrison, Walt, RB, Okla. St., 1966-74  
 80 Gay, Everett, WR, Texas, 1988  
 35 Gent, Pete, WR/TE, Mich. St., 1964-68  
 11 Gibbs, Sonny, QB, Texas Christian, 1963  
 66 Gogan, Kevin, T, Washington, 1987-88  
 76 Gonzaga, John, DE, no college, 1960  
 83 Gonzalez, Leon, WR, Bethune-Cookman,  
 1985  
 44 Gowdy, Cornell, DB, Morgan State, 1986  
 71 Granger, Charlie, T, Southern, 1961  
 28 Granger, Norm, RB, Iowa, 1984  
 29/48 Green, Alex, CB, Indiana, 1987  
 61 Green, Allen, P/K, Mississippi, 1961  
 34 Green, Cornell, CB/S, Utah State, 1962-74  
 79 Gregg, Forrest, G/T, SMU, 1971  
 77 Gregory, Bill, DT/DE, Wisconsin, 1971-77  
 21 Gregory, Glynn, WR/CB/S, SMU, 1961-62  
 64 Grottkau, Bob, G, Oregon, 1961  
 60 Guy, Buzz, G, Duke, 1960
- 64 Hagen, Halvor, C/G, Weber State, 1969-70  
 52 Hansen, Wayne, LB, Texas Western, 1960
- 43 Harris, Cliff, S, Ouachita, 1970-79  
 86 Harris, Duriel, WR, New Mexico State, 1984  
 40 Harris, Jim, S, Oklahoma, 1961  
 22 Hayes, Bob, WR, Florida A&M, 1965-74  
 33 Hayes, Wendell, RB, Humboldt State, 1963  
 27 Haynes, Tommy, S, Southern California,  
 1967  
 56 Hays, Harold, LB, So. Miss., 1963-67  
 62/78 Healy, Don, DT, Maryland, 1960-61  
 58 Hegman, Mike, LB, Tennessee State,  
 1976-88  
 11 Heinrich, Don, QB, Washington, 1960  
 56 Henderson, Thomas, LB, Langston, 1975-79  
 45 Hendrix, Manny, CB, Utah, 1986-88  
 85 Hendrix, Tim, TE, Tennessee, 1987  
 72 Herchman, Bill, DT, Texas Tech, 1960-61  
 1 Herrera, Efren, K, UCLA, 1974, 1976-77  
 21 Higgs, Mark, RB, Kentucky, 1988  
 31 Hill, Bill, CB, Rutgers, 1987  
 35 Hill, Calvin, RB, Yale, 1969-74  
 25 Hill, Rod, CB, Kentucky State, 1982-83  
 80 Hill, Tony, WR, Stanford, 1977-86  
 14 Hogeboom, Gary, QB, Central Michigan,  
 1980-85  
 23 Holloway, Johnny, CB, Kansas, 1986  
 24 Homan, Dennis, WR, Alabama, 1968-70  
 9 Hoopes, Mitch, P, Arizona, 1975  
 67 Houser, John, C/G, Redlands, 1960-61  
 86 Houston, Bill, WR, Jackson State, 1974  
 21 Howard, Carl, CB, Rutgers, 1984  
 81 Howard, Percy, WR, Austin Peay, 1975  
 87 Howard, Ron, TE, Seattle, 1974-75  
 54 Howley, Chuck, LB, West Virginia, 1961-73  
 81 Howton, Bill, WR, Rice, 1960-63  
 51 Hoyem, Lynn, C/G, Long Beach, 1962-63  
 42 Hughes, Randy, S, Oklahoma, 1975-80  
 11 Humphrey, Buddy, QB, Baylor, 1961  
 79 Hunt, John, G/T, Florida, 1984  
 34 Hunter, Monty, S, Salem, 1982  
 52/58 Hurd, Jeff, LB, Kansas State, 1987  
 40 Hurt, Eric, CB, San Jose St., 1980  
 66 Hushman, Ed, DT, Nebraska, 1960  
 59 Hutcherson, Ken, LB, Livingston State,  
 1974  
 57/55 Huther, Bruce, LB, New Hampshire,  
 1977-80, 1983
- 88 Irvin, Michael, WR, Miami, Fla., 1988  
 60 Isbell, Joe Bob, G, Houston, 1962-65
- 53 Jax, Garth, LB, Florida State, 1986-88  
 77 Jeffcoat, Jim, DE, Arizona State, 1983-88  
 37 Jensen, Jim, RB, Iowa, 1976  
 86 Johnson, Butch, WR, Cal.-Riverside, 1976-83  
 23 Johnson, Mike, CB, Kansas, 1966-69  
 64 Johnson, Mitch, G, UCLA, 1965  
 91 Johnson, Walter, DT, Pittsburgh, 1987  
 51 Jones, Dale, LB, Tennessee, 1987  
 39 Jones, E. J., RB, Kansas, 1987  
 72 Jones, Ed, DE, Tennessee State, 1974-78  
 1980-88  
 23 Jones, James, RB, Miss. State, 1980-82,  
 1984-85

- 55 **Jordan, Lee Roy**, LB, Alabama, 1963-76
- 57 **Keller, Mike**, LB, Michigan, 1972
- 68 **Ker, Crawford**, G, Florida, 1985-88
- 60 **Killian, Gene**, G, Tennessee, 1974
- 60 **Kiner, Steve**, LB, Tennessee, 1970
- 57 **King, Angelo**, LB, South Carolina St., 1981-83
- 73 **Kitson, Syd**, G, Wake Forest, 1984
- 79 **Klein, Dick**, T, Iowa, 1960
- 35 **Kowalczyk, Walt**, RB, Michigan State, 1960
- 67 **Kupp, Jake**, G, Washington, 1964-65
- 25 **Kyle, Aaron**, CB, Wyoming, 1976-79
- 35 **Laidlaw, Scott**, RB, Stanford, 1975-79
- 29 **Lavette, Robert**, RB, Georgia Tech, 1985-87
- 66 **Lawless, Burton**, G, Florida, 1975-79
- 14 **LeBaron, Eddie**, QB, Pacific, 1960-63
- 50 **Lewis, D. D.**, LB, Miss. State, 1968-81
- 23 **Lewis, Woodley**, WR, Oregon, 1960
- 64/67 **Lilja, George**, C, Michigan, 1987
- 74 **Lilly, Bob**, DE/DT, Texas Christian, 1961-74
- 72/64 **Liscio, Tony**, T, Tulsa, 1963-64, 1966-71
- 20 **Livingston, Bruce**, DB, Arkansas Tech, 1987
- 41 **Livingston, Warren**, CB, Arizona, 1961-66
- 35 **Lockett, J. W.**, RB, Central Okla., 1961-62
- 50 **Lockhart, Eugene**, LB, Houston, 1984-88
- 25 **Logan, Obert**, S, Trinity (Tex.), 1965-66
- 56 **Long, Bob**, LB, UCLA, 1962
- 19 **Longley, Clint**, QB, Abilene Christian, 1974-75
- 18 **Lothridge, Billy**, P/QB, Georgia Tech, 1964
- 47 **Maegle, Dick**, S, Rice, 1961
- 51 **Manders, Dave**, C, Mich. State, 1964-66, 1968-74
- 27 **Manning, Wade**, CB, Ohio State, 1979
- 31 **Marsh, Amos**, RB, Oregon State, 1961-64
- 79 **Martin, Harvey**, DE, East Texas St., 1973-83
- 83 **Martin, Kelvin**, WR, Boston College, 1987-88
- 25 **Mathews, Ray**, WR, Clemson, 1960
- 70 **McCreary, Bob**, T, Wake Forest, 1961
- 80 **McDaniels, David**, WR, Miss. Val., 1968
- 14 **McDonald, Paul**, QB, So. California, 1966-87
- 25 **McDonald, Tommy**, WR, Oklahoma, 1964
- 42 **McIlhenny, Don**, RB, SMU, 1960-61
- 52 **McLean, Scott**, LB, Florida State, 1983
- 35 **McSwain, Chuck**, RB, Clemson, 1983-84
- 70 **Memmelar, Dale**, G, Wyoming, 1962-63
- 17 **Merredith, Don**, QB, SMU, 1960-68
- 78 **Meyers, John**, DT, Washington, 1962-63
- 3 **Miller, Jim**, P, Mississippi, 1983-84
- 34 **Mitchell, Aaron**, CB, Nevada-Las Vegas, 1979-80
- 23 **Montgomery, Mike**, RB/WR, Kans. St., 1972-73
- 24 **Mooty, Jim**, CB, Arkansas, 1960
- 37 **Morgan, Dennis**, RB, Western Illinois, 1974
- 14 **Morton, Craig**, QB, California, 1965-74
- 80 **Murchison, Ola Lee**, WR, Pacific, 1961
- 73 **Neely, Ralph**, G/T, Oklahoma, 1965-77
- 44 **Newhouse, Robert**, RB, Houston, 1972-83
- 30 **Newsome, Timmy**, RB, Winston-Salem, 1980-88
- 67 **Newton, Nate**, G, Florida A&M, 1986-88
- 76 **Niland, John**, G, Iowa, 1966-74
- 25 **Nolan, Dick**, S, Maryland, 1962
- 73 **Noonan, Danny**, DT, Nebraska, 1987-88
- 84 **Norman, Pettis**, TE, J. C. Smith, 1962-70
- 25 **Norton, Jerry**, S, SMU, 1962
- 51 **Norton, Ken**, LB, UCLA, 1988
- 76 **Nutting, Ed**, T, Georgia Tech, 1963
- 61 **Ney, Blaine**, G, Stanford, 1968-76
- 62 **Oswald, Paul**, G, Kansas, 1988
- 76 **Otto, Bob**, DL, Idaho State, 1986
- 20 **Overton, Jerry**, S, Utah, 1963
- 31 **Owens, Billy**, DB, Pittsburgh, 1988
- 21 **Parks, Billy**, WR, Long Beach State, 1972
- 56 **Patera, Jack**, LB, Oregon, 1960-61
- 88 **Pearson, Drew**, WR, Tulsa, 1973-83
- 26 **Pearson, Preston**, RB, Illinois, 1975-80
- 16 **Pelluer, Steve**, QB, Washington, 1984-88
- 59 **Penn, Jesse**, LB, Virginia Tech, 1985-87
- 22 **Peoples, George**, RB, Auburn, 1982
- 33 **Percival, Mac**, K, Texas Tech, 1967
- 43 **Perkins, Don**, RB, New Mexico, 1961-68
- 92 **Perkins, Ray**, DE, Virginia, 1987
- 65 **Petersen, Kurt**, G, Missouri, 1980-85
- 58 **Peterson, Calvin**, LB, UCLA, 1974-75
- 81 **Phillips, Kirk**, WR, Tulsa, 1984
- 33 **Pinder, Cyril**, RB, Illinois, 1973
- 73 **Ploeger, Kurt**, DL, Gustavus Adolphus, 1986
- 62 **Polomboef, Lance**, K, SW La., 1963
- 97 **Ponder, David**, DT, Florida State, 1985
- 86 **Porterfield, Garry**, DE, Tulsa, 1985
- 81 **Powe, Karl**, WR, Alabama State, 1985-86
- 75 **Pozderac, Phil**, T, Notre Dame, 1982-87
- 75 **Pugh, Jethro**, DT, Eliz. City St., 1965-78
- 61 **Putnam, Duane**, G, Pacific, 1960
- 64 **Rafferty, Tom**, G/C, Penn State, 1976-88
- 60 **Randall, Tom**, G, Iowa State, 1978
- 88 **Randle, Sonny**, WR, Virginia, 1968
- 82 **Reece, Beasley**, CB/WR, N. Texas St., 1976
- 68 **Reese, Guy**, DT, SMU, 1962-63
- 30 **Reeves, Dan**, QB/RB, S. Car., 1965-72
- 20 **Renfro, Mel**, CB/RB/S, Oregon, 1964-77
- 82 **Renfro, Mike**, WR, TCU, 1984-87
- 19 **Rentzel, Lance**, WR, Oklahoma, 1967-70
- 13 **Rhyme, Jerry**, QB, Tulsa, 1965-68
- 83 **Richards, Golden**, WR, Hawaii, 1973-78
- 70 **Richards, Howard**, G/T, Missouri, 1981-86
- 31 **Richardson, Gloster**, WR, Jack. St., 1971
- 88 **Ridgway, Colin**, P/K, Lamar Tech, 1965
- 42 **Ridlon, Jim**, S, Syracuse, 1963-64
- 12 **Roach, John**, QB, SMU, 1964
- 45 **Robinson, Larry**, RB, Tennessee, 1973
- 56 **Roe, Bill**, LB, Colorado, 1980
- 50 **Rohrer, Jeff**, LB, Yale, 1982-87
- 88 **Rucker, Reggie**, WR, Boston U., 1970-71
- 9 **Ruzek, Roger**, K, Weber State, 1987-88

- 87 Saldi, Jay, TE, South Carolina, 1976-82  
 89 Salonen, Brian, TE/LB, Montana, 1984-85  
 70 Sandeman, Bill, DT, Pacific, 1966  
 8 Sawyer, Buzz, P, Baylor, 1987  
 4 Saxon, Mike, P, San Diego State, 1985-88  
 78 Schaum, Greg, DE, Michigan State, 1976  
 65 Schoenke, Ray, T, SMU, 1963-64  
 66 Schultz, Chris, T, Arizona, 1983, 1985  
 47 Scott, Chuck, WR, Vanderbilt, 1987  
 68 Scott, Herbert, G, Virginia Union, 1975-84  
 52 Scott, Sean, LB, Maryland, 1988  
 22 Scott, Victor, S/CB, Colorado, 1984-88  
 10 Secules, Scott, QB, Virginia, 1988  
 88 Sellers, Ron, WR, Florida State, 1972  
 1 Septien, Rafael, K, SW Louisiana, 1978-86  
 52 Shaw, Robert, C, Tennessee, 1979-81  
 67 Shearin, Joe, C, Texas, 1987  
 86 Sherer, Dave, P, SMU, 1960  
 86 Sherrard, Mike, WR, UCLA, 1986  
 63 Shields, Jon, OL, Portland State, 1987  
 46/25 Shy, Les, RB, Long Beach State, 1966-69  
 82 Simmons, Cleo, TE, Jackson State, 1983  
 53 Simmons, Dave, LB, Georgia Tech, 1968  
 53 Simmons, Victor, LB, Central (OH) State, 1987  
 60 Smerek, Don, DE/DT, Nevada-Reno, 1981-87  
 75/79 Smith, Daryle, T, Tennessee, 1987-88  
 24 Smith, J. D., RB, N. Car. A&T, 1965-66  
 81 Smith, Jackie, TE, NW Louisiana, 1978  
 64 Smith, Jim Ray, G/T, Baylor, 1963-64  
 85 Smith, Tody, DE/DT, USC, 1971-72  
 86 Smith, Waddell, WR, Kansas, 1984  
 18 Snyder, Loren, QB, Northern Colorado, 1987  
 46 Solomon, Roland, S, Utah, 1980  
 80 Splvey, Sebron, WR, Southern Illinois, 1987  
 55 Spradlin, Danny, LB, Tennessee, 1981-82  
 20 Springs, Ron, RB, Ohio State, 1979-84  
 65 Stalls, Dave, DE, No. Colorado, 1977-79  
 12 Staubach, Roger, QB, Navy, 1969-79  
 81/82 Steele, Robert, WR, N. Alabama, 1978  
 79/77 Stephens, Larry, DE, Texas, 1963-67  
 40 Stiger, Jim, RB, Washington, 1963-65  
 56 Stincic, Tom, LB, Michigan, 1969-71  
 31 Stokes, Sim, WR, Northern Arizona, 1967  
 82 Stowe, Otto, WR, Iowa State, 1973  
 40 Strayhorn, Les, RB, E. Carolina, 1973-74  
 87 Stynchula, Andy, DE, Penn State, 1968  
 51/57 Swan, Russ, LB, Virginia, 1987  
 19 Sweeney, Kevin, QB, Fresno State, 1987-88  
 71/72 Talbert, Don, DE/T, Texas, 1962, 1965, 1971  
 27 Thomas, Bill, RB, Boston College, 1972  
 33 Thomas, Duane, RB, W. Texas St., 1970-71  
 73 Thomas, Ike, CB, Bishop, 1971  
 67 Thompson, Broderick, G, Kansas, 1985  
 77 Thornton, Bruce, DE/DT, Illinois, 1979-81  
 32 Thurman, Dennis, S/CB, USC, 1978-85  
 59 Timmer, Kirk, LB, Montana State, 1987  
 63 Titensor, Glen, G, Brigham Young, 1981-86, 1988  
 67 Toomay, Pat, DE, Vanderbilt, 1970-74  
 71 Townes, Willie, DE, Tulsa, 1966-68  
 87 Truax, Billy, TE, Louisiana State, 1971-73  
 50 Tubbs, Jerry, LB, Oklahoma, 1960-67  
 71 Tuinei, Mark, DT/C, Hawaii, 1983-88  
 57 Turner, Jimmie, LB, Presbyterian, 1984  
 30 Van Raaphorst, Dick, K, Ohio State, 1964  
 11 Villanueva, Danny, P/K, New Mex. St., 1965-67  
 95 Walen, Mark, DL, UCLA, 1987-88  
 67 Walker, Gary, OL, Boston University, 1987  
 34 Walker, Herschel, RB, Georgia, 1986-88  
 57 Walker, Louie, LB, Colorado State, 1974  
 57 Walker, Malcolm, C, Rice, 1966-69  
 71 Wallace, Rodney, G/T, New Mex., 1971-73  
 24 Walls, Everson, CB, Grambling, 1981-88  
 59 Walter, Mike, LB, Oregon, 1983  
 78 Walton, Bruce, G, UCLA, 1973-75  
 5 Warren, John, P, Tennessee, 1983-84  
 46 Washington, Mark, CB, Morgan St., 1970-78  
 41 Waters, Charlie, S/CB, Clemson, 1970-78, 1980-81  
 94 Watts, Randy, DE, Catawba, 1987  
 33 Wayt, Russell, LB, Rice, 1965  
 42 Welch, Claxton, RB, Oregon, 1969-71  
 66 Wells, Norm, G, Northwestern, 1980  
 65 Westberry, Gary, C, Hampton, 1987  
 65/70 White, Bob, OL, Rhode Island, 1987-88  
 11 White, Danny, QB/P, Arizona State, 1976-88  
 37 White, Gerald, FB, Michigan, 1987  
 54 White, Randy, LB/DT, Maryland, 1975-88  
 42 Whitfield, A.D., RB, N. Texas St., 1965  
 53 Whittingham, Fred, LB, Cal. Poly, 1969  
 12/10 Widby, Ron, P, Tennessee, 1968-71  
 78 Wildell, Dave, T, Boston College, 1988  
 65 Wilbur, John, T, Stanford, 1966-69  
 36 Williams, Joe, RB, Wyoming, 1971  
 38 Williams, John, FB, Wisconsin, 1985  
 23 Williams, Robert, CB, Baylor, 1987-88  
 81/45 Wilson, Steve, WR/CB, Howard, 1979-81  
 84 Wisener, Gary, WR, Baylor, 1960  
 45 Woolsey, Rolly, CB/S, Boise State, 1975  
 15 Wright, Brad, QB, New Mexico, 1982  
 41 Wright, Charles, DB, Tulsa, 1988  
 85/70 Wright, Rayfield, TE/T, Ft. Valley, St., 1967-79  
 73 Wright, Steve, T, Northern Iowa, 1981-82  
 78 Youmans, Maury, DE, Syracuse, 1964-65  
 30 Young, Charles, RB, N.C. State, 1974-76  
 6 Zendejas, Luis, K, Arizona State, 1987-88  
 62 Zentic, Mike, C, Oklahoma State, 1987  
 76 Zimmerman, Jeff, G, Florida, 1987-88

# Cowboys Honors

## PRO BOWL

- 1960 — Jim Doran, WR (1st appearance).
- 1961 — Dick Bielski, TE (1); Don Perkins, RB (1).
- 1962 — Don Bishop, CB (1); Eddie LeBaron, QB (1); Bob Lilly, DE (1); Don Perkins, RB (2); Jerry Tubbs, LB (1).
- 1963 — Sam Baker, K (1); Lee Folkins, TE (1); Don Perkins, RB (3).
- 1964 — Bob Lilly, DT (2); Mel Renfro, S (1).
- 1965 — Cornell Green, CB (1); Mel Renfro, S (2); Chuck Howley, LB (1); George Andrie, DE (1); Bob Lilly, DT (3); Bob Hayes, WR (1).
- 1966 — George Andrie, DE (2); Cornell Green, CB (2); Bob Hayes, WR (2); Chuck Howley, LB (2); Bob Lilly, DT (4); Dave Manders, C (1); Don Meredith, QB (1); Don Perkins, RB (4); Mel Renfro, S (3).
- 1967 — George Andrie, DE (3); Cornell Green, CB (3); Bob Hayes, WR (3); Chuck Howley, LB (3); Lee Roy Jordan, LB (1); Bob Lilly, DT (5); Ralph Neely, T (1); Don Perkins, RB (5); Mel Renfro, S (4).
- 1968 — George Andrie, DE (4); Chuck Howley, LB (4); Lee Roy Jordan, LB (2); Bob Lilly, DT (6); Don Meredith, QB (2); John Niland, G (1); Don Perkins, RB (6); Mel Renfro, S (5).
- 1969 — George Andrie, DE (5); Calvin Hill, RB (1); Chuck Howley, LB (5); Lee Roy Jordan, LB (3); Bob Lilly, DT (7); Ralph Neely, T (2); John Niland, G (2); Mel Renfro, S (6).
- 1970 — Bob Lilly, DT (8); John Niland, G (3); Mel Renfro, CB (7).
- 1971 — Bob Lilly, DT (9); John Niland, G (4); Mel Renfro, CB (8); Cornell Green, S (4); Rayfield Wright, T (1); Roger Staubach, QB (1); Ron Widby, P (1); Chuck Howley, LB (6); Duane Thomas (1, injured).
- 1972 — Bob Lilly, DT (10, injured); Mel Renfro, CB (9); Cornell Green, S (5); John Niland, G (5); Calvin Hill, RB (2); Rayfield Wright, T (2); Walt Garrison, RB (1).
- 1973 — Mel Renfro, CB (10); John Niland, G (6); Rayfield Wright, T (3); Bob Lilly, DT (11, injured); Lee Roy Jordan, LB (4, injured); Calvin Hill, RB (3, injured).
- 1974 — Lee Roy Jordan, LB (5); Rayfield Wright, T (4); Calvin Hill, RB (4); Cliff Harris, S (1); Blaine Nye, G (1); Drew Pearson, WR (1).
- 1975 — Cliff Harris, S (2); Rayfield Wright, T (5).
- 1976 — Billy Joe DuPree, TE (1); Cliff Harris, S (3); Harvey Martin, DE (1); Blaine Nye, G (2); Drew Pearson, WR (2); Roger Staubach, QB (2); Charlie Waters, S (1); Rayfield Wright, T (6).
- 1977 — Billy Joe DuPree, TE (2); Cliff Harris, S (4); Efen Herrera, K (1); Harvey Martin, DE (2); Drew Pearson, WR (3); Roger Staubach, QB (3, injured); Charlie Waters, S (2); Randy White, DT (1).
- 1978 — Tony Dorsett, RB (1); Billy Joe DuPree, TE (3); Cliff Harris, S (5); Thomas Henderson, LB (1); Tony Hill, WR (1); Harvey Martin, DE (3, injured); Roger Staubach, QB (4); Charlie Waters, S (3); Randy White, DT (2, injured).
- 1979 — Bob Breunig, LB (1); Pat Donovan, T (1); Cliff Harris, S (6); Tony Hill WR (2); Harvey Martin, DE (4); Herbert Scott, G (1); Roger Staubach, QB (5); Randy White, DT (3).
- 1980 — Bob Breunig, LB (2); Pat Donovan, T (2); Herbert Scott, G (2); Randy White, DT (4).
- 1981 — Tony Dorsett, RB (2); Pat Donovan, T (3); Ed Jones, DE (1); Herbert Scott, G (3); Rafael Septien, K (1); Everson Walls, CB (1); Randy White, DT (5).
- 1982 — Bob Breunig, LB (3); Pat Donovan, T (4); Tony Dorsett, RB (3); Ed Jones, DE (2); Everson Walls, CB (2); Danny White, QB (1); Randy White, DT (6).
- 1983 — Doug Cosbie, TE (1); Tony Dorsett, RB (4); Ed Jones, DE (3); Everson Walls, CB (3); Randy White, DT (7).
- 1984 — Bill Bates, S (1); Doug Cosbie, TE (2); Randy White, DT (8).
- 1985 — Doug Cosbie, TE (3); Tony Hill, WR (3); Everson Walls, CB (4); Randy White, DT (9).
- 1987 — Herschel Walker, RB (1).
- 1988 — Herschel Walker, RB (2).

## ALL-PRO

- 1962 — Don Perkins, RB (1), (AP, NEA); Jerry Tubbs, LB (1), (Sporting News).
- 1963 — Chuck Howley, LB (1), (Sporting News).
- 1964 — Frank Clarke, TE-WR (1), (AP); Bob Lilly, DT (1), (AP, UPI, NEA); Jim Ridlon, DB (1), (Sporting News).
- 1965 — Bob Lilly, DT (2), (AP, UPI, NEA, Sporting News); Mel Renfro, S (1), (NEA, Sporting News); Bob Hayes, WR (1), (Sporting News).

- 1966 — Bob Hayes, WR (2), (AP, UPI, NEA, Sporting News); Bob Lilly, DT (3), (AP, UPI, NEA, Sporting News); Chuck Howley, LB (2), (AP, UPI, NEA); Cornell Green, CB (1), (AP, NEA, Sporting News); Dan Reeves, RB (1), (Sporting News); Ralph Neely, T(1), (Sporting News); Lee Roy Jordan, LB (1), (Sporting News).
- 1967 — George Andrie, DE (1), (Sporting News); Cornell Green CB (2), (NEA, UPI, AP, Sporting News); Bob Hayes, WR (3), (Sporting News); Chuck Howley, LB (3), (AP, Sporting News); Bob Lilly, DT (4), (NEA, UPI, AP, Sporting News); Ralph Neely, T (2), (UPI, AP, Sporting News); Mel Renfro, S (2), (Sporting News).
- 1968 — Cornell Green, CB (3), (NEA); Bob Hayes, WR (4), (AP); Chuck Howley, LB (4), (AP, NEA); Bob Lilly, DT (5), (AP, UPI, NEA); Ralph Neely, T (3), (AP, UPI, NEA).
- 1969 — Cornell Green, CB (4), (UPI); Calvin Hill, RB (1), (AP, UPI); Chuck Howley, LB (5), (AP, UPI, NEA); Bob Lilly, DT (6), (AP, NEA); Ralph Neely, T (4), (AP, UPI, NEA); John Niland, G (1), (AP); Mel Renfro, S (3), (NEA).
- 1970 — Chuck Howley, LB (6), (PFWA, AP).
- 1971 — Bob Lilly, DT (7), (AP, PFWA, NEA); Mel Renfro, CB (4), (NEA); John Niland, G (2), (AP, PFWA); Rayfield Wright, T (1), (AP, PFWA).
- 1972 — Rayfield Wright, T (2), (PFWA, AP, UPI, NEA); John Niland, G (3), (AP); Blaine Nye, G (1), (NEA).
- 1973 — Mel Renfro, CB (5); (NEA, PFWA); Rayfield Wright, T (3), (AP, PFWA); Lee Roy Jordan, LB (2), (NEA, PFWA); Calvin Hill, RB (2), (PFWA).
- 1974 — Drew Pearson, WR (1), (AP, PFWA).
- 1975 — Cliff Harris, S (1), (NEA); Rayfield Wright, T (4), (NEA).
- 1976 — Cliff Harris, S (2), (AP, NEA, PFWA); Drew Pearson, WR (2), (AP, PFWA).
- 1977 — Cliff Harris, S (3); (AP, NEA, PFWA); Efen Herrera, K (1), (AP, NEA, PFWA); Harvey Martin, DE (1), (AP, NEA, PFWA); Drew Pearson, WR (3), (AP, NEA, PFWA); Charlie Waters, S (1), (PFWA).
- 1978 — Cliff Harris, S (4), (AP, PFWA); Charlie Waters, S (2), (NEA, PFWA); Randy White, DT (1), (AP, NEA, PFWA).
- 1979 — Randy White, DT (2), (AP, NEA, PFWA).
- 1980 — Herbert Scott, G (1), (AP, NEA); Randy White, DT (3), (NEA, PFWA).
- 1981 — Tony Dorsett, RB (1), (AP, NEA, PFWA); Ed Jones, DT (1), (NEA); Herbert Scott, G (2), (AP); Rafael Septien, K (1), (AP, PFWA); Randy White, DT (4), (AP, NEA, PFWA).
- 1982 — Ed Jones, DE (2), (AP); Everson Walls, CB (1), (PFWA); Randy White, DT (5), (AP, PFWA, NEA).
- 1983 — Everson Walls, CB (2), (AP); Randy White, DT (6), (AP, PFWA).
- 1984 — Michael Downs, S (1), (PFWA); Randy White, DT (7), (AP, NEA, PFWA).
- 1985 — Everson Walls, CB (3), (PFWA); Randy White, DT (8), (AP, NEA).

## Cowboys All-Time College Roster

Abilene Christian 1; Alabama 3; Alabama State 1; Amherst 1; Appalachian State 1; Arizona 6; Arizona State 5; Arkansas 2; Arkansas Tech 1; Auburn 4; Austin College 1; Austin Peay 1; Baylor 10; Bethune-Cookman 1; Bishop 1; Boise State 1; Boston College 5; Boston U. 2; Brigham Young 1; California 1; California Poly 2; Cal-Fresno 1; Catawba 1; Cal-Riverside 1; Central Arkansas 1; Central Michigan 1; Central State (OH) 1; Central Okla. State 1; Chattanooga 1; City College of Los Angeles 1; Clemson 5; Colorado 4; Colorado State 1; Dayton 1; Duke 2; East Carolina 1; East Texas State 1; Eastern Illinois 1; Elizabeth City State 1; Florida 6; Florida A&M 3; Florida State 5; Fort Valley State 1.

Georgia 1; Georgia Tech 5; Grambling 1; Gustavus Adolphus 1; Hampton 1; Hawaii 5; Heidelberg 1; Henderson J.C. 1; Holy Cross 1; Houston 6; Howard 1; Humboldt State 1; Idaho State 1; Illinois 3; Indiana 2; Iowa 4; Iowa State 3; Jackson State 3; Jacksonville State 1; Johnson C. Smith 1; Kansas 6; Kansas State 2; Kentucky 3; Kentucky State 1; Kutztown State 1; Lamar Tech 1; Langston, Okla. 1; Liberty 1; Livingston State 1; Long Beach State 3; Louisiana State 2; Marquette 2; Maryland 6; Massachusetts 1; Miami, Fla. 1; Michigan 5; Michigan State 8; Minnesota 1; Mississippi 3; Mississippi State 3; Mississippi Valley 1; Missouri 3; Montana 1; Montana State 2; Morgan State 2; Naval Academy 1; Nebraska 3; Nevada-Las Vegas 2; Nevada-Reno 1; New Hampshire 1; New Mexico 5; New Mexico State 1.

North Alabama 1; North Carolina 1; North Carolina A&T 2; North Carolina State 2; North Texas State 2; Northern Arizona 1; Northern Colorado 2; Northern Iowa 1; Northwest Louisiana 1; Northwest Oklahoma 2; Notre Dame 2; Ohio State 4; Oklahoma 7; Oklahoma State 2; Oregon 7; Oregon State 2; Ouachita Baptist 1; Pacific, Calif. 5; Pacific, Ore. 1; Pennsylvania 1; Penn State 2; Pittsburgh 4; Portland State 1; Prairie View 1; Presbyterian 1; Purdue 1; Redlands 1; Rhode Island 1; Rice 8; Rutgers 2; Salem 1; San Diego State 1; San Jose State 2; Santa Clara 2; Seattle 1; South Carolina 2; South Carolina St. 2; Southern California 7; Southern Illinois 2; Southern Methodist 10; Southern Mississippi 4; Southern U. 3.

Southwestern Louisiana 2; Stanford 7; Stephen F. Austin 1; Syracuse 3; Temple 1; Tennessee 13; Tennessee State 2; Texas 6; Texas A&M 4; Texas Christian 3; Texas-El Paso 1; Texas Tech 2; Trinity, Tex. 1; Tulsa 7; UCLA 8; Utah 6; Utah State 3; Vanderbilt 3; Vienna, Austria 1; Villanova 1; Virginia 5; Virginia Tech 1; Virginia Union 1; Wake Forest 3; Washington 8; Weber State 2; West Texas State 1; West Virginia 1; Western Illinois 1; Winston-Salem 1; Wisconsin 2; Wyoming 3; Yale 2.

# Cowboys All-Time Draft

## 1961

### (Drafted 2nd)

- (A) NO CHOICE**  
Choice traded along with sixth choice to Washington for EDDIE LeBARON.
- (B) BOB LILLY**  
T. Texas Christian University, 6-5, 242 — Choice from Cleveland for first round pick in 1962.
- E. J. HOLUB**  
LB, Texas Tech, 6-4, 218 (went to AFL).
- STEW BARBER**  
G, Penn State, 6-3, 230 (went to AFL).
- SONNY DAVIS**  
E, Baylor, 6-2, 210.
- NO CHOICE**  
Choice traded to San Francisco for GENE BABB.
- NO CHOICE**  
Choice traded, long with first choice, to Washington for LeBARON.
- ART GILMORE**  
HB, Oregon State, 6-0, 200.
- DON TALBERT**  
T, Texas, 6-5, 220.
- GLYNN GREGORY**  
HB, SMU, 6-2, 195.
- NO CHOICE**  
Choice traded to Green Bay for FRED CONE.
- NORRIS STEVENSON**  
HB, Missouri, 6-1, 205.
- LOWNDES SHINGLER**  
QB, Clemson, 6-1, 205.
- DON GOODMAN**  
HB, Florida, 6-0, 200.
- BILL SHAW**  
T, Georgia Tech, 6-3, 222 (went to AFL).
- JULIUS VARNADO**  
T, San Francisco State, 6-4, 220 (went to AFL).
- JERRY STEFFEN**  
HB, Colorado, 6-0, 190.
- EVERETT CLOUD**  
HB, Maryland, 6-0, 190.
- RANDY WILLIAMS**  
HB, Indiana, 6-3, 208.
- LYNN HOYEM**  
C, Long Beach State, 6-4, 225.
- JERRY MORGAN**  
QB, Iowa State, 6-3, 195.

## 1962

### (Drafted 4th)

- NO CHOICE**  
Choice traded to Cleveland for first round pick in 1961 when Cowboys picked BOB LILLY.

- SONNY GIBBS\***  
QB, TCU, 6-7, 225.
- (A) NO CHOICE**  
Choice to Chicago for DON MEREDITH.
- (B) BOBBY PLUMMER**  
G, TCU, 6-2, 235 — Choice from Cleveland for DUANE PUTNAM.
- NO CHOICE**  
Choice to San Francisco for BILL HERCHMAN.
- NO CHOICE**  
Choice to Los Angeles for JIMMY HARRIS.
- (A) DONNIE DAVIS**  
E, Southern University, 6-2, 235.
- (B) GEORGE ANDRIE**  
E, Marquette, 6-7, 247 — Choice and ALLEN GREEN from New York for FRED DUGAN.
- NO CHOICE**  
Choice to Los Angeles for JOHN HOUSER.
- KEN TUREAUD**  
B, Michigan, 6-1, 198.
- NO CHOICE**  
Choice to Baltimore for DON PERKINS.
- JOHN M. LONGMEYER**  
G, Southern Illinois, 6-3, 230.
- LARRY HUDAS**  
E, Michigan State, 6-4, 208.
- NO CHOICE**  
Choice to Green Bay for STEVE MEILINGER.
- ROBERT MOSES**  
E, Texas, 6-3, 211.
- HAROLD HAYS\***  
G, Southern Mississippi, 6-3, 218.
- GUY REESE**  
T, SMU, 6-5, 238.
- ROBERT JOHNSTON**  
T, Rice, 6-4, 215.
- RAY JACOBS**  
T, Howard Payne, 6-3, 265 (went to AFL).
- DAVE CLOUTIER\***  
B, Maine, 6-0, 195 (went to AFL).
- PAUL HOLMES**  
T, Georgia, 6-5, 220.
- AMOS BULLOCKS**  
B, Southern Illinois, 6-1, 197.

## 1963

### (Drafted 6th)

- LEE ROY JORDAN**  
LB, Alabama, 6-2, 210.
- NO CHOICE**  
Choice traded, along with ninth choice, to Chicago for CHUCK HOWLEY.
- JIM PRICE**  
LB, Auburn, 6-3, 225.

\*Drafted as Future

- WHALEY HALL\***  
G, Mississippi, 6-3, 230.
- NO CHOICE**  
Choice traded to New York for DICK NOLAN.
- NO CHOICE**  
Choice traded to Green Bay for JOHN SUTRO.
- MARV CLOTHIER**  
G, Kansas, 6-4, 220.
- NO CHOICE**  
Choice traded to Green Bay for LEE FOLKINS.
- NO CHOICE**  
Choice traded to Chicago.
- ROD SCHEYER**  
T, Washington, 6-2, 220.
- RAY SCHOENKE**  
C, SMU, 6-3, 225.
- BILL PERKINS**  
B, Iowa, 6-2, 218.
- PAUL WICKER\***  
T, Fresno State, 6-5, 248.
- LOU CIOCI**  
LB, Boston College, 6-2, 225.
- JERRY OVERTON**  
B, Utah, 6-2, 192.
- DENNIS GOLDEN**  
T, Holy Cross, 6-4, 235.
- ERNEST PARKS\***  
G, McMurry, 6-4, 230 (went to AFL).
- BILL FRANK**  
T, Colorado, 6-4, 250.
- JIM STIGER**  
B, Washington, 5-11, 195.
- TOMMY LUCAS**  
E, Texas, 6-3, 218.

## 1964

### (Drafted 4th)

- NO CHOICE**  
Choice traded to Pittsburgh for BUDDY DIAL.
- MEL RENFRO**  
B, Oregon, 6-0, 195.
- NO CHOICE**  
Choice traded to Los Angeles for BOB LONG and JOHN MEYERS.
- PERRY LEE DUNN**  
B, Mississippi, 6-2, 205.
- NO CHOICE**  
Choice traded to Green Bay for GARY BARNES.
- (A) BILLY LOTHRIDGE**  
QB, Georgia Tech, 6-1, 188.
- (B) JIM CURRY**  
E, Cincinnati, 6-4, 215 — Choice from Cleveland for ANDY CVERCKO.
- (C) JIMMY EVANS**  
E, Texas Western, 6-1, 194 — Choice from Green Bay for JERRY NORTON.

7. **BOB HAYES\***  
WR, Florida A&M, 5-11, 189.
8. **AL GEVERINK**  
B, UCLA, 6-2, 190.
9. **JAKE KUPP**  
E, Washington, 6-3, 215.
10. **ROGER STAUBACH\***  
QB, Navy, 6-2, 190.
11. **BOBBY CRENSHAW**  
G, Baylor, 6-3, 230 (went to AFL).
12. **JOHNNY NORMAN**  
E, Northwestern Louisiana, 6-1, 185.
13. **JERRY RHOME\***  
QB, Tulsa, 6-0, 185.
14. **JIM WORDEN**  
LB, Wittenberg, 6-1, 230.
15. **BILL VAN BURKLEO**  
B, Tulsa, 5-11, 185.
16. **PAUL CERCEL**  
C, Pittsburgh, 6-2, 222.
17. **HARRY ABELL**  
E, Missouri, 6-3, 212 (went to AFL).
18. **NO SELECTION**  
Player chosen not eligible.
19. **H. D. MURPHY**  
B, Oregon, 6-0, 190.
20. **JOHN HUGHES**  
LB, SMU, 6-2, 220.

**1965  
(Drafted 6th)**

1. **CRAIG MORTON**  
QB, California, 6-4, 215.
2. **MALCOLM WALKER**  
LB, Rice, 6-4, 245.
3. **NO CHOICE**  
Choice traded to Green Bay (who traded it to New York) for JOHN ROACH.
4. **(A) JIM SIDLE**  
B, Auburn, 6-2, 215.
4. **(B) BOB SVIHUS**  
T, USC, 6-4, 240 (went to AFL) — Choice from Detroit for SONNY GIBBS.
5. **ROGER PETTEE**  
LB, Florida, 6-4, 230.
6. **SONNY UTZ**  
RB, VPI, 5-11, 215.
7. **BRIG OWENS**  
B, Cincinnati, 5-11, 183.
8. **RUSSELL WAYT**  
LB, Rice, 6-4, 235.
9. **JIM ZANIOS**  
FB, Texas Tech, 6-0, 215.
10. **GAYLON McCOLLOUGH**  
C, Alabama, 6-3, 215.
11. **JETHRO PUGH**  
T, Elizabeth City, State, 6-6, 255.
12. **ERNIE KELLERMAN**  
QB, Miami (Ohio), 6-0, 175.
13. **JACK SCHRAUB**  
E, California, 6-6, 210.

14. **GARRY PORTERFIELD**  
E, Tulsa, 6-3, 235.
15. **GENE FOSTER**  
B, Arizona State, 6-0, 195 (went to AFL).
16. **DOUG McDOUGAL**  
E, Oregon State, 6-4, 228.
17. **MITCH JOHNSON**  
T, UCLA, 6-4, 245.
18. **MARTIN AMSLER**  
T, Evansville, 6-5, 250.
19. **MERV RETTENMUND**  
HB, Ball State, 5-10, 195.
20. **RON BARLOW\***  
T, Kansas State, 6-2, 230.

**1966  
(Drafted 5th)**

1. **JOHN NILAND**  
G, Iowa, 6-3, 245.
2. **WILLIE TOWNES\***  
DE, Tulsa, 6-5, 265.
3. **NO CHOICE**  
Choice to San Francisco for LEON DONOHUE.
4. **NO CHOICE**  
Choice to Baltimore for RALPH NEELY.
5. **(A) NO CHOICE**  
Choice to San Francisco for J. D. SMITH.
5. **(B) WALT GARRISON**  
RB, Oklahoma State, 6-0, 209 — Choice from Baltimore thru Detroit for AMOS MARSH.
6. **BOB DUNLEVY**  
E, West Virginia, 6-4, 195.
7. **ART ROBINSON**  
E, Florida A&M, 6-0, 208.
8. **DON KUNIT**  
RB, Penn State, 6-2, 200.
9. **DARRELL ELAM**  
FL, West Virginia Tech, 6-2, 189.
14. **LEWIS TURNER**  
RB, Norfolk State, 6-2, 183.
15. **MARK GARTUNG\***  
DT, Oregon State, 6-4, 255.
16. **TOM PIGGEE**  
RB, San Francisco State, 5-11, 200.
17. **GEORGE ALLEN**  
T, West Texas State, 6-7, 245 (went to AFL).
18. **STEVE ORR**  
DT, Washington, 6-4, 230.
19. **BYRON JOHNSON**  
E, Central Washington State, 6-5, 255.
20. **LOU HUDSON**  
FL, Minnesota, 6-5, 220.

\*Drafted as Future

**1967  
(Drafted 23rd)**

1. **NO CHOICE**  
Choice given along with second and two fifths, to Houston for RALPH NEELY.
2. **NO CHOICE**  
NEELY trade.
3. **PHIL CLARK**  
DB, Northwestern, 6-2, 207.
4. **CURTIS MARKER**  
G, Northern Michigan, 6-2, 253.
5. **(A) NO CHOICE**  
Choice and JIM STEFFEN from Washington for BRIG OWENS, MITCH JOHNSON & JAKE KUPP; NEELY trade.
5. **(B) NO CHOICE**  
Choice from Cleveland for JOE BOB ISBELL; NEELY trade.
5. **(C) NO CHOICE**  
Choice to Green Bay for HENRY GREMMINGER.
6. **SIMS STOKES**  
E, Northern Arizona, 6-1, 198.
7. **RAYFIELD WRIGHT**  
T, Ft. Valley State, 6-7, 235.
8. **STEVE LAUB**  
QB, Illinois Wesleyan, 6-1, 190.
9. **BYRON MORGAN**  
DB, Findlay (Ohio), 6-3, 212.
10. **(A) EUGENE BOWEN**  
RB, Tennessee A&I, 5-8, 210.
10. **(B) MASON MITCHELL**  
RB, Washington, 6-1, 170.
11. **AUSTIN DENNEY\***  
E, Tennessee, 6-2, 225.
12. **(A) LES SHY**  
RB, Long Beach State, 6-1, 200 — Choice from Pittsburgh for LEE FOLKINS.
12. **(B) CRAIG BAYNHAM\***  
RB, Georgia Tech, 6-1, 200.
13. **RONNIE LAMB**  
B, South Carolina, 6-2, 216.
14. **PAT RILEY**  
E, Kentucky, 6-2, 205.
15. **HAROLD DETERS**  
K, North Carolina State, 6-0, 200.
16. **AL KERKIAN**  
DE, Akron, 6-6, 235.
17. **TOM BOYD**  
G, Tarleton State, 6-3, 250.
18. **LEAVIE DAVID**  
DB, Edward Waters College (Florida), 6-4, 210.
19. **PAUL BROTHERS**  
LB, Oregon State, 6-1, 195.
20. **GEORGE ADAMS**  
LB, Morehead State (Kentucky), 6-2, 218.

## 1968

### (Drafted Alternately 20th, 19th, 21st)

- DENNIS HOMAN**  
FL, Alabama, 6-1, 181.
- DAVID McDANIELS**  
E, Mississippi Valley, 6-4, 200.
- (A) NO CHOICE**  
Choice to Minnesota for LANCE RENTZEL.
- (B) ED HARMON**  
LB, Louisville, 6-4, 246 —  
Choice from Chicago for AUSTIN DENNEY and MAC PERCIVAL.
- (A) NO CHOICE**  
Choice to New Orleans for LARRY STEPHENS.
- (B) JOHN DOUGLAS**  
LB, Missouri, 6-2, 215 — Choice  
from New York for JIM COLVIN.
- BLAINE NYE**  
G, Stanford, 6-4, 255.
- D. D. LEWIS**  
LB, Mississippi State, 6-1, 210.
- BOB TAUCHER**  
T, Nebraska, 6-4, 251.
- FRANK BROWN**  
DE, Albany (Ga.) State, 6-3, 249.
- KEN KMIEC**  
DB, Illinois, 6-2, 187.
- BEN OLISON**  
FL, Kansas, 6-1, 170.
- RON SHOTTS**  
RB, Oklahoma, 6-0, 206.
- WILSON WHITTY**  
LB, Boston University, 6-3, 224.
- CARTER LORD**  
TE, Harvard, 6-2, 214.
- RON WILLIAMS**  
DB, West Virginia, 6-2, 190.
- TOMMY LUNCEFORD**  
P, Auburn, 6-2, 202.
- LARRY COLE**  
DE, Hawaii, 6-5, 250.
- GEORGE NORDGREN**  
RB, Houston, 6-0, 200.

## 1969

### (Drafted Alternately 24th, 23rd, 22nd)

- CALVIN HILL**  
RB, Yale, 6-3, 230.
- RICHMOND FLOWERS**  
WR, Tennessee, 6-0, 183.
- (A) TOM STINCIC**  
LB, Michigan, 6-2, 226.
- (B) HALVOR HAGEN**  
DE, Weber State, 6-5, 250 —  
Choice from San Francisco for  
HAROLD HAYS.
- NO CHOICE**  
Choice to New Orleans for DAVE  
SIMMONS.
- (A) NO CHOICE**  
Choice to Baltimore for ANDY  
STYNCHULA.

- (B) CHUCK KYLE**  
LB, Purdue, 6-1, 220 — Choice  
from Los Angeles for COY BACON.
- RICH SHAW**  
FL, Arizona State, 6-4, 205.
- LARRY BALES**  
WR, Emory & Henry, 5-11, 185.
- ELMER BENHARDT**  
LB, Missouri, 6-2, 200.
- CLAXTON WELCH**  
RB, Oregon, 5-11, 200.
- STUART GOTTLIEB**  
G, Weber State, 6-5, 250.
- CLARENCE WILLIAMS**  
DT, Prairie View A&M, 6-5, 250.
- BOB BELDEN**  
QB, Notre Dame, 6-2, 210.
- RENE MATISON**  
WR, New Mexico, 6-0, 185.
- GERALD LUTRI**  
T, Northern Michigan, 6-4, 256.
- BILL JUSTUS**  
DB, Tennessee, 6-1, 180.
- FLOYD KERR**  
DB, Colorado State, 6-3, 195.
- BILL BAILEY**  
DT, Lewis & Clark, 6-4, 260.

## 1970

### (Drafted 23rd)

- DUANE THOMAS**  
RB, West Texas, 6-1, 220.
- (A) BOB ASHER**  
T, Vanderbilt, 6-5, 250 —  
Choice from Chicago for CRAIG  
BAYNHAM and PHIL CLARK.
- (B) MARGENE ADKINS**  
WR, Henderson, J.C., 5-10, 183.
- (A) CHARLIE WATERS**  
CB, Clemson, 6-1, 193 —  
Choice from Houston through  
Cleveland for JERRY RHOME.
- (B) STEVE KINER**  
LB, Tennessee, 6-1, 220 —  
Choice from Cleveland for JERRY  
RHOME.
- (C) DENTON FOX**  
S, Texas Tech, 6-2, 205.
- JOHN FITZGERALD**  
T, Boston College, 6-4, 265.
- NO CHOICE**  
Choice to St. Louis for BOBBY  
JOE CONRAD.
- PAT TOOMAY**  
DE, Vanderbilt, 6-5, 230.
- DON ABBEY**  
LB, Penn State, 6-2, 252.
- JERRY DOSSEY**  
G, Arkansas, 6-4, 244.
- ZENON ANDRUSYSHYN**  
K, UCLA, 6-2, 212.
- PETE ATHAS**  
S, Dade J. C., 6-0, 186.

- IVAN SOUTHERLAND**  
DT, Clemson, 6-4, 246.
- JOE WILLIAMS**  
RB, Wyoming, 6-1, 193.
- MARK WASHINGTON**  
CB, Morgan State, 5-11, 183.
- JULIAN MARTIN**  
WR, North Carolina Central, 6-3,  
190.
- KEN DeLONG**  
TE, Tennessee, 6-2, 223.
- SEABERN HILL**  
CB, Arizona State, 6-2, 195.
- GLENN PATTERSON**  
C, Nebraska, 6-3, 220.

## 1971

### (Drafted 25th)

- TODY SMITH**  
DE, Southern California, 6-5, 250.
- ISAAC THOMAS**  
CB, Bishop, 6-2, 190.
- (A) SAM SCARBOR**  
RB, New Mexico, 6-2, 235 —  
Choice from St. Louis for JOHN  
WILBUR.
- (B) BILL GREGORY**  
DE, Wisconsin, 6-5, 240.
- (A) JOE CARTER**  
TE, Grambling, 6-3, 219 —  
Choice from New Orleans for  
WILLIE TOWNES.
- (B) BUDDY MITCHELL**  
T, Mississippi, 6-5, 232.
- RON KADZIEL**  
LB, Stanford, 6-3, 215.
- STEVE MAIER**  
WR, Northern Arizona, 6-3, 192.
- BILL GRIFFIN**  
T-G, Catawba, 6-5, 250.
- RON JESSIE**  
WR, Kansas, 6-0, 183.
- HONOR JACKSON**  
WR, Pacific, 6-2, 190.
- RODNEY WALLACE**  
DT, New Mexico, 6-5, 260.
- ERNEST BONWELL**  
LB, Lane College, 6-4, 225.
- STEVE GOEPEL**  
QB, Colgate, 6-1½, 200.
- JAMES FORD**  
RB, Texas Southern, 6-0, 200.
- TYRONE COUEY**  
DB, Utah State, 6-1½, 194.
- BOB YOUNG**  
TE, Delaware, 6-5, 250.
- JOHN BRENNAN**  
T, Boston College, 6-2½, 260.
- JOHN BOMER**  
C, Memphis State, 6-3, 230.

**1972****(Drafted 26th)**

1. **BILL THOMAS**  
RB, Boston College, 6-2, 225.
2. **(A) ROBERT NEWHOUSE**  
RB, Houston, 5-10, 202 —  
Choice from New England for  
HALVOR HAGEN and HONOR  
JACKSON.
2. **(B) JOHN BABINECZ**  
LB, Villanova, 6-1, 222 —  
Choice from New Orleans for  
MARGENE ADKINS.
2. **(C) CHARLES MCKEE**  
WR, Arizona, 6-2, 199.
3. **(A) MIKE KELLER**  
LB, Michigan, 6-4, 221 —  
Choice from New England for  
HALVOR HAGEN and HONOR  
JACKSON.
3. **(B) MARV BATEMAN**  
P-K, Utah, 6-4, 213.
4. **(A) TIM KEARNEY**  
LB, Northern Michigan, 6-2,  
225 — Choice from New Orleans  
for JOE WILLIAMS.
4. **(B) ROBERT WEST**  
WR, San Diego State, 6-4, 218  
— Choice from New England for  
STEVE KINER.
4. **(C) CHARLES ZAPIEC**  
LB, Penn State, 6-2, 222 —  
Choice from Detroit for RON  
JESSIE.
4. **(D) NO CHOICE**  
Choice to New Orleans for DON  
TALBERT.
5. **NO CHOICE**  
Choice to San Diego for TONY  
LISCIO.
6. **CHARLES BOLDEN**  
DB, Iowa, 6-3, 195.
7. **NO CHOICE**  
Choice to Chicago for LEE ROY  
CAFFEY.
8. **RALPH COLEMAN**  
LB, North Carolina A&T, 6-4, 216.
9. **ROY BELL**  
RB, Oklahoma, 5-10, 208.
10. **RICHARD AMMAN**  
DE, Florida State, 6-5, 234.
11. **LONNIE LEONARD**  
T-G, North Carolina A&T, 6-4,  
244.
12. **JIMMY HARRIS**  
WR, Ohio State, 5-10, 180.
13. **JEAN FUGETT**  
TE, Amherst, 6-3, 219.
14. **ALAN THOMPSON**  
RB, Wisconsin, 6-0, 225.
15. **CARLOS ALVAREZ**  
WR, Florida, 5-10, 1984.
16. **GORDON LONGMIRE**  
QB, Utah, 6-1, 205.
17. **ALFONSO CAIN**  
DT, Bethune-Cookman, 6-3, 271.

**1973****(Drafted Alternately  
20th, 22nd and 21st)**

1. **BILLY JOE DUPREE**  
TE, Michigan State, 6-4, 225.
2. **(A) GOLDEN RICHARDS**  
WR, Hawaii, 6-0, 172 — Choice  
from Green Bay for RON WIDBY  
and IKE THOMAS.
2. **(B) NO CHOICE**  
Choice to Chicago as compensa-  
tion for signing JACK CONCAN-  
NON.
3. **(A) HARVEY MARTIN**  
DT, East Texas State, 6-5, 262  
— Choice from Houston through  
New Orleans for TOM STINIC.
3. **(B) NO CHOICE**  
Choice to New England for RON  
SELLERS.
4. **DRANE SCRIVENER**  
DB, Tulsa, 6-0, 176.
5. **BRUCE WALTON**  
T, UCLA, 6-6, 251.
6. **BOB LEYEN**  
G, Yale, 6-4, 256.
7. **RODRIGO BARNES**  
LB, Rice, 6-1, 215.
8. **DAN WERNER**  
QB, Michigan State, 6-4, 195.
9. **MIKE WHITE**  
CB, Minnesota, 6-0, 196.
10. **CARL JOHNSON**  
LB, Tennessee, 6-1, 225.
11. **GERALD CASWELL**  
G, Colorado State, 6-4, 250.
12. **JIM ARNESON**  
G, Arizona, 6-3, 236.
13. **JOHN SMITH**  
WR, UCLA, 6-1, 187.
14. **BOB THORNTON**  
G-C, North Carolina, 6-3, 234.
15. **WALT BAISY**  
LB, Grambling, 6-2, 222.
16. **JOHN CONLEY**  
TE, Hawaii, 6-2, 228.
17. **LES STRAYHORN**  
RB, East Carolina, 5-10, 205.

**1974****(Drafted Alternately  
22nd, 21st, 20th  
and 23rd)**

1. **(A) ED JONES**  
DE, Tennessee State, 6-8, 260  
— Choice from Houston for  
TODY SMITH and BILLY PARKS.
1. **(B) CHARLES YOUNG**  
RB, North Carolina State, 6-1,  
215.
2. **NO CHOICE**  
Choice and RON SELLERS to  
Miami for OTTO STOWE.

3. **(A) DANNY WHITE**  
QB, Arizona State, 6-2, 180 —  
Choice from Houston for TODY  
SMITH and BILLY PARKS.
3. **(B) CALVIN PETERSON**  
LB, UCLA, 6-3, 218.
4. **(A) KEN HUTCHERSON**  
LB, Livingston State, 6-1, 214  
— Choice from Oakland for  
GLOSTER RICHARDSON.
4. **(B) ANDY ANDRADE**  
RB-DB, Northern Michigan,  
5-11, 193.
5. **JOHN KELSEY**  
T, Missouri, 6-6, 226.
6. **JIM BRIGHT**  
DB, UCLA, 6-1, 210.
7. **RAYMOND NESTER**  
LB, Michigan State, 6-2, 224.
8. **MIKE HOLT**  
DB, Michigan State, 5-11, 176.
9. **BILL DULIN**  
T, Johnson C. Smith, 6-6, 244.
10. **DENNIS MORGAN**  
DB, Western Illinois, 5-11, 203.
11. **HARVEY MCGEE**  
WR, Southern Mississippi, 6-2,  
209.
12. **KEITH BOBO**  
QB, Southern Methodist, 6-3,  
196.
13. **FRED LIMA**  
K, Colorado, 5-9, 202.
14. **DOUG RICHARDS**  
DB, Brigham Young, 6-4, 185.
15. **BRUCE CRAFT**  
DT, Geneva, Pa., 6-4, 232.
16. **GENE KILLIAN**  
T, Tennessee, 6-4, 225.
17. **LAWRIE SKOLROOD**  
T, North Dakota, 6-5, 230.

**1975****(Drafted 18th)**

1. **(A) RANDY WHITE**  
DE, Maryland, 6-4, 250, —  
Choice from N. Y. Giants for  
CRAIG MORTON.
1. **(B) THOMAS HENDERSON**  
LB, Langston, 6-2, 214.
2. **BURTON LAWLESS**  
G, Florida, 6-4, 253.
3. **BOB BREUNIG**  
LB, Arizona State, 6-2, 236.
4. **(A) PAT DONOVAN**  
DE, Stanford, 6-5, 240 —  
Choice from Houston for MIKE  
MONTGOMERY.
4. **(B) RANDY HUGHES**  
DB, Oklahoma, 6-4, 209.
5. **(A) KYLE DAVIS**  
C, Oklahoma, 6-3, 240 —  
Choice from Green Bay for JACK  
CONCANNON.

5. **(B) NO CHOICE**  
Choice to Cincinnati for CLINT LONGLEY.
6. **ROLLY WOOLSEY**  
DB, Boise State, 6-1, 175.
7. **MICHAEL HEGMAN**  
LB, Tennessee State, 6-4, 220.
8. **MITCH HOOPES**  
P, Arizona, 6-0, 210.
9. **ED JONES**  
DB, Rutgers, 6-0, 193.
10. **DENNIS BOOKER**  
RB, Millersville State, 6-1, 235.
11. **GREG KRPALEK**  
C, Oregon State, 6-5, 242.
12. **CHUCK BLAND**  
DB, Cincinnati, 5-11, 188.
13. **HERBERT SCOTT**  
G, Virginia Union, 6-2, 248.
14. **SCOTT LAIDLAW**  
RB, Stanford, 6-0, 206.
15. **WILLIE HAMILTON**  
RB, Arizona, 5-11, 182.
16. **PETE CLARK**  
TE, Colorado State, 6-4, 234.
17. **JIM TESTERMAN**  
TE, Dayton, 6-5, 225.

## 1976

(Drafted 27th)

1. **AARON KYLE**  
DB, Wyoming, 5-11, 183.
2. **(A) JIM JENSEN**  
RB, Iowa, 6-4, 226 — Choice from N.Y. Giants for CRAIG MORTON.
2. **(B) JIM EIDSON**  
G, Mississippi St., 6-4, 253.
3. **(A) DUKE FERGERSON**  
WR, San Diego St., 6-1, 186 — Choice from San Francisco for BOB HAYES.
3. **(B) JOHN SMITH**  
RB, Boise State, 6-0, 191 — Choice from Denver for OTTO STOWE.
3. **(C) BUTCH JOHNSON**  
WR, UC-Riverside, 6-1, 175.
4. **TOM RAFFERTY**  
G, Penn State, 6-3, 248.
5. **WALLY PESUIT**  
T, Kentucky, 6-4, 260.
6. **GREG McGUIRE**  
T, Indiana 6-3, 265.
7. **(A) GREG SCHAUM**  
DT, Michigan State, 6-4, 246 — Choice from San Diego for KEN HUTCHERSON.
7. **(B) DAVID WILLIAMS**  
RB, Colorado, 6-2, 210.
8. **HENRY LAWS**  
DB, South Carolina, 5-10, 171.

9. **BEASLEY REECE**  
DB, North Texas, 6-1, 193.
10. **LEROY COOK**  
DE, Alabama, 6-4, 212.
11. **CORNELIUS GREEN**  
QB, Ohio, 5-11, 170.
12. **CHARLES McSHANE**  
LB, Cal Lutheran, 6-2, 211.
13. **MARK DRISCOLL**  
QB, Colorado St., 6-1, 184.
14. **LARRY MUSHINSKIE**  
TE, Nebraska, 6-3, 217.
15. **DALE CURRY**  
LB, UCLA, 6-2, 222.
16. **RICH COSTANZO**  
T, Nebraska, 6-4, 260.
17. **STAN WOODFILL**  
K, Oregon, 6-0, 190.

## 1977

(Drafted Alternately  
24th, 25th and 26th)

1. **TONY DORSETT**  
RB, Pittsburgh, 5-11, 192 — Choice from Seattle for Cowboys' first-round choice and three second-round choices.
2. **GLENN CARANO**  
QB, Nevada-Las Vegas, 6-3, 195 — Choice from Seattle for DUKE FERGERSON.
3. **(A) TONY HILL**  
WR, Stanford, 6-2, 196 — Choice from Philadelphia for JOHN NILAND.
3. **(B) VAL BELCHER**  
G, Houston, 6-3, 250.
4. **GUY BROWN**  
LB, Houston, 6-4, 215.
5. **ANDY FREDERICK**  
OL, New Mexico, 6-6, 241.
6. **JIM COOPER**  
T, Temple, 6-5, 252.
7. **DAVID STALLS**  
DT, Northern Colorado, 6-4, 236.
8. **(A) AL CLEVELAND**  
DL, Pacific, 6-4, 246 — Choice from San Diego for MITCH HOOPES.
8. **(B) FRED WILLIAMS**  
RB, Arizona State, 5-10, 189.
9. **MARK CANTRELL**  
C, North Carolina, 6-3, 252.
10. **STEVE DeBERG**  
QB, San Jose State, 6-2, 205.
11. **DON WARDLOW**  
TE, Washington, 6-6, 230.
12. **GREG PETERS**  
OL, California, 6-5, 257.

## 1978

(Drafted 28th)

1. **LARRY BETHEA**  
DL, Michigan State, 6-5, 258.
2. **TODD CHRISTENSEN**  
RB-TE, Brigham Young, 6-3, 224.
3. **DAVID HUDGENS**  
OL, Oklahoma, 6-5, 245.
4. **ALOIS SKAWELL**  
RB, Houston, 5-11, 194.
5. **RICH ROSEN**  
G, Syracuse, 6-3, 242.
6. **HAROLD RANDOLPH**  
LB, East Carolina, 6-1, 191.
7. **TOM RANDALL**  
DT, Iowa State, 6-5, 248.
8. **HOMER BUTLER**  
WR, UCLA, 6-1, 184.
9. **RUSS WILLIAMS**  
DB, Tennessee, 6-1, 197.
10. **BARRY TOMASETTI**  
OL, Iowa, 6-3, 249.
11. **DENNIS THURMAN**  
S, Southern Cal, 5-11, 172.
12. **LEE WASHBURN**  
OL, Montana State, 6-6, 253.

## 1979

(Drafted 27th)

1. **ROBERT SHAW**  
C, Tennessee, 6-4, 252.
2. **AARON MITCHELL**  
CB, Nevada-Las Vegas, 6-1, 196.
3. **DOUG COSBIE**  
TE, Santa Clara, 6-6, 230. Swapped choices with Seattle in BILL GREGORY trade.
4. **RALPH DeLOACH**  
DE, California, 6-5, 254.
5. **(A) BOB HUKILL**  
OL, North Carolina, 6-5, 250. Choice from Chicago for GOLDEN RICHARDS.
5. **(B) CURTIS ANDERSON**  
DE, Central State (O), 6-6, 240. Choice from Seattle for EFREN HERRERA.
5. **(C) RON SPRINGS**  
RB, Ohio State, 6-0, 197.
6. **(A) TIM LAVENDER**  
CB, So. California, 6-3, 187. Choice from Seattle for BILL GREGORY.
6. **(B) MIKE SALZANO**  
OL, North Carolina, 6-3, 242. Choice from Denver for JIM JENSEN.
6. **(C) CHRIS DeFRANCE**  
WR, Arizona St., 6-1, 205.
7. **GREG FITZPATRICK**  
LB, Youngstown, 6-2, 227.

8. **BRUCE THORNTON**  
DT, Illinois, 6-5, 266.
9. **GARRY COBB**  
LB, So. California, 6-2, 209.
10. **MIKE CALHOUN**  
DT, Notre Dame, 6-4, 228.
11. **NO CHOICE**  
Choice to Detroit for SKIP BUTLER.
12. **QUENTIN LOWRY**  
LB, Youngstown, 6-2, 225.

### 1980

#### (Drafted Alternately 23rd, 24th and 25th)

1. **NO CHOICE**  
Choice given along with second round choice to Baltimore for JOHN DUTTON.
2. **NO CHOICE**  
Choice given along with first round choice to Baltimore for JOHN DUTTON.
3. **(A) BILL ROE**  
LB, Colorado, 6-3, 220. Choice from Chicago for GOLDEN RICHARDS.
3. **(B) JAMES JONES**  
RB, Mississippi State, 5-10, 200.
4. **KURT PETERSEN**  
DL, Missouri, 6-5, 255.
5. **GARY HOGEBOOM**  
QB, Central Michigan, 6-4, 195.
6. **TIMMY NEWSOME**  
RB, Winston-Salem St., 6-1, 228.
7. **LESTER BROWN**  
RB, Clemson, 5-11, 176.
8. **LARRY SAVAGE**  
LB, Michigan State, 6-3, 225.
9. **JACKIE FLOWERS**  
WR, Florida State, 6-0, 194.
10. **MATTHEW TEAGUE**  
DE, Prairie View A&M, 6-4, 238.
11. **GARY PADJEN**  
LB, Arizona State, 6-1, 238.
12. **NORM WELLS**  
DT, Northwestern, 6-5, 249.

### 1981

#### (Drafted Alternately 25th and 26th)

1. **HOWARD RICHARDS**  
T, Missouri, 6-5, 255.
2. **DOUG DONLEY**  
WR, Ohio St., 6-0, 180.
3. **GLEN TITENSOR**  
DL, Brigham Young, 6-4, 250.
4. **(A) SCOTT PELLUER**  
LB, Wash. St., 6-1, 213 — Choice from San Francisco for THOMAS HENDERSON.
4. **(B) DERRIE NELSON**  
LB, Nebraska, 6-2, 217.

5. **DANNY SPRADLIN**  
LB, Tennessee, 6-1, 229.
6. **VINCE SKILLINGS**  
DB, Ohio St., 5-11, 176.
7. **(A) RON FELLOWS**  
DB, Missouri, 5-11, 165. — Choice from Tampa Bay for DAVE STALLS.
7. **(B) KEN MILLER**  
DB, East Michigan, 5-11, 180.
8. **PAUL PUROWSKI**  
LB, Florida St., 6-2, 219.
9. **MIKE WILSON**  
WR, Wash St., 6-3, 202.
10. **PAT GRAHAM**  
DT, California, 6-3, 257.
11. **TIM MORRISON**  
G, Georgia, 6-3, 258.
12. **NATE LUNDY**  
WR, Indiana, 6-0, 169.

### 1982

#### (Drafted 26th)

1. **ROD HILL**  
CB, Kentucky State, 6-0, 185.
2. **JEF ROHRER**  
LB, Yale, 6-3, 224.
3. **JIM ELIOPULOS**  
LB, Wyoming, 6-3, 229.
4. **(A) BRIAN CARPENTER**  
CB, Michigan, 5-10, 166 — Choice from Tampa Bay for DAVE STALLS.
4. **(B) MONTY HUNTER**  
S, Salem College, 6-0, 201.
5. **PHIL POZDERAC**  
T, Notre Dame, 6-9, 260.
6. **(A) KEN HAMMOND**  
G, Vanderbilt, 6-4, 270 — Choice from Cleveland for BRUCE HUTHER.
6. **(B) CHARLES DAUM**  
DL, Cal Poly-SLO, 6-6, 241.
7. **BILL PURIFOY**  
DL, Tulsa, 6-7, 249.
8. **(A) GEORGE PEOPLES**  
RB, Auburn, 6-0, 211 — Choice from Denver through Buffalo for WADE MANNING.
8. **(B) DWIGHT SULLIVAN**  
RB, North Carolina State, 6-0, 205.
9. **JOE GARY**  
DL, UCLA, 6-5, 273.
10. **TODD ECKERSON**  
T, North Carolina State, 6-4, 263.
11. **(A) GEORGE THOMPSON**  
WR, Albany State (Ga.), 6-3, 209 — Choice from Tampa Bay for AARON MITCHELL.
11. **(B) MICHAEL WHITING**  
RB, Florida State, 6-1, 210.
12. **RICH BURTNES**  
G, Montana, 6-4, 257.

### 1983

#### (Drafted Alternately 23rd, 24th, 21st and 22nd)

1. **JIM JEFFCOAT**  
DE, Arizona State, 6-5, 260.
2. **MIKE WALTER**  
LB, Oregon, 6-3, 230.
3. **BRYAN CALDWELL**  
DE, Arizona State, 6-4, 248.
4. **CHRIS FAULKNER**  
TE, Florida, 6-4, 257.
5. **CHUCK McSWAIN**  
RB, Clemson, 6-0, 190.
6. **REGGIE COLLIER**  
QB, Southern Mississippi, 6-3, 207.
7. **CHRIS SCHULTZ**  
T, Arizona, 6-8, 259.
8. **LAWRENCE RICKS**  
RB, Michigan, 5-9, 194.
9. **AL GROSS**  
S, Arizona, 6-3, 186.
10. **ERIC MORAN**  
T, Washington, 6-5, 282.
11. **DAN TAYLOR**  
T, Idaho State, 6-3, 258.
12. **LORENZO BOUIER**  
RB, Maine, 6-0, 209.

### 1984

#### (Drafted Alternately 25th, 26th)

1. **BILLY CANNON**  
LB, Texas A&M, 6-4, 235.
2. **VICTOR SCOTT**  
DB, Colorado, 6-0, 192 — Choice from Houston thru Minnesota, for BUTCH JOHNSON.
3. **FRED CORNWELL**  
TE, USC, 6-6, 236.
4. **STEVE DeOSSIIE**  
LB, Boston College, 6-2, 250.
5. **(A) STEVE PELLUER**  
QB, Washington, 6-4, 204 — Choice from Tampa Bay for DANNY SPRADLIN.
5. **(B) NORM GRANGER**  
RB, Iowa, 5-9, 217.
6. **(A) EUGENE LOCKHART**  
LB, Houston, 6-2, 228 — Choice from Chicago for JAY SALDI.
6. **(B) JOE LEVELIS**  
OG, Iowa, 6-3, 270.
7. **ED MARTIN**  
LB, Indiana State, 6-3, 218.
8. **MIKE REVELL**  
RB, Bethune Cookman, 5-11, 197.

- (A) **JOHN HUNT**  
OL, Florida, 6-4, 262 — Choice from Indianapolis for RAUL ALLEGRE.
- (B) **NEAL MAUNE**  
OL, Notre Dame, 6-4, 249.
- BRIAN SALONEN**  
TE, Montana, 6-3, 227.
- DOWE AUGHTMAN**  
DL, Auburn, 6-2, 272.
- CARL LEWIS**  
WR, Houston, 6-3, 187.

## 1985

(Drafted Alternately  
17th, 16th, 20th,  
19th, 18th)

- KEVIN BROOKS**  
DE, Michigan, 6-7, 265.
- JESSE PENN**  
LB, Virginia Tech, 6-3, 255.
- CRAWFORD KER**  
G, Florida, 6-4, 290.
- ROBERT LAVETTE**  
RB, Georgia Tech, 5-11, 195.
- (A) **HERSCHEL WALKER**  
RB, Georgia, 6-1, 224 — Choice from Houston for Butch Johnson.
- (B) **MATT DARWIN**  
C/G, Texas A&M, 6-4, 265 — Choice from Cleveland thru Buffalo for ROD HILL.
- (A) **KURT PLOEGER**  
DT, Gustavus Adolphus, 6-5, 250 — Choice from Indianapolis for STEVE WRIGHT.
- (B) **MATT MORAN**  
C/G, Stanford, 6-4, 265.
- (A) **KARL POWE**  
WR, Alabama State, 6-2, 175 — Choice from San Diego thru Kansas City for LAWRENCE RICKS.
- (B) **JIM HERRMANN**  
DE, Brigham Young, 6-6, 265.
- LEON GONZALEZ**  
WR, Bethune-Cookman, 5-10, 160.
- SCOTT STRASBURGER**  
LB, Nebraska, 6-1, 220.
- JOE JONES**  
TE, Virginia Tech, 6-4, 245.
- NEAL DELLOCONO**  
LB, UCLA, 6-1, 220.
- KARL JORDAN**  
LB, Vanderbilt, 6-2, 245.

## 1986

(Drafted Alternately  
21st, 20th  
19th, 18th)

- MIKE SHERRARD**  
WR, UCLA, 6-2, 185.
- DARRYL CLACK**  
RB, Arizona State, 5-10, 207 — Choice from Indianapolis for GARY HOGEBOOM.

- MARK WALEN**  
DT, UCLA, 6-5, 265.
- MAX ZENDEJAS**  
K, Arizona, 5-11, 184.
- (A) **THORNTON CHANDLER**  
TE, Alabama, 6-5, 238 — Choice from Buffalo for ROD HILL.
- (B) **STAN GELBAUGH**  
QB, Maryland, 6-3, 207 — Choice from Detroit for ANGELO KING.
- (C) **LLOYD YANCEY**  
G, Temple, 6-4, 275.
- JOHNNY HOLLOWAY**  
DB, Kansas, 5-11, 181.
- TOPPER CLEMONS**  
RB, Wake Forest, 5-11, 205.
- JOHN IONATA**  
G, Florida State, 6-2, 280.
- BRYAN CHESTER**  
G, Texas, 6-4, 260.
- GARTH JAX**  
LB, Florida State, 6-2, 225.
- (A) **CHRIS DULIBAN**  
LB, Texas, 6-2, 216 — Choice from Buffalo for ROD HILL.
- (B) **TONY FLACK**  
DB, Georgia, 6-1, 184.

## 1987

(Drafted Alternately  
12th, 11th)

- DANNY NOONAN**  
DT, Nebraska, 6-4, 282.
- RON FRANCIS**  
CB, Baylor, 5-9, 201.
- JEFF ZIMMERMAN**  
OL, Florida, 6-3, 310.
- KELVIN MARTIN**  
WR, Boston College, 5-9, 161.
- EVERETT GAY**  
WR, Texas, 6-2, 204.
- JOE ONOSAI**  
OL, Hawaii, 6-3, 283.
- KEVIN SWEENEY**  
QB, Fresno State, 6-0, 191.
- KEVIN GOGAN**  
T, Washington, 6-7, 295.
- ALVIN BLOUNT**  
RB, Maryland, 5-9, 197.
- DALE JONES**  
LB, Tennessee, 6-1, 234.
- JEFF WARD**  
K, Texas, 5-9, 169.
- SCOTT ARMSTRONG**  
LB, Florida, 6-1, 230.

## 1988

(Drafted Alternately  
11th, 14th,  
13th, 12th)

- MICHAEL IRVIN**  
WR, Miami, Fla., 6-2, 198.
- KEN NORTON, JR.**  
LB, UCLA, 6-2, 224.
- MARK HUTSON**  
G, Oklahoma, 6-3, 292.

- DAVE WIDELL**  
T, Boston College, 6-6, 297.
- NO CHOICE**  
Choice given to Seattle for RON ESSINK.
- SCOTT SECULES**  
QB, Virginia, 6-3, 220.
- OWEN HOOVEN**  
T, Oregon State, 6-8, 302.
- MARK HIGGS**  
RB, Kentucky, 5-7, 188.
- BRIAN BEDFORD**  
WR, California, 6-4, 209.
- BILLY OWENS**  
DB, Pittsburgh, 6-1, 198.
- CHAD HENNINGS**  
DE, Air Force, 6-5, 251.
- BEN HUMMEL**  
LB, UCLA, 6-4, 234.

## 1989

(Drafted 1st)

- TROY AIKMAN**  
QB, UCLA, 6-3, 220.
- (A)  
Choice given along with sixth-round choice to L.A. Raiders for their second, third, and fifth-round choices.
- (B) **DARYL JOHNSTON**  
FB, Syracuse, 6-2, 237.
- (A) **MARK STEPANSKI**  
OL, Pittsburgh, 6-2, 269.
- (B) **RHONDY WESTON**  
DE, Florida, 6-5, 274 — Choice from L.A. Raiders along with second and fifth-round choices for Cowboys second and sixth-round choices.
- TONY TOLBERT**  
DE, Texas-El Paso, 6-6, 245.
- (A) **KEITH JENNINGS**  
TE, Clemson, 6-4, 241.
- (B) **WILLIS CROCKETT**  
LB, 6-3, 221 — Choice from L.A. Raiders along with second and third-round choices for Cowboys second and sixth-round choices.
- (C) **JEFF ROTH**  
DT, Florida, 6-3, 256 — Choice from Denver for TONY DORSETT.
- NO CHOICE**  
Choice given to L.A. Raiders along with second-round choice for Raiders second, third and fifth-round choices.
- KEVIN PETERSON**  
LB, Northwestern, 6-2, 227.
- CHARVEZ FOGER**  
RB, Nevada-Reno, 5-10, 211.
- TIM JACKSON**  
DB, Nebraska, 5-11, 192.
- ROD CARTER**  
LB, Miami, 6-1, 228.
- RANDY SHANNON**  
LB, Miami, 6-0, 224.
- SCOTT ANKROM**  
WR, Texas Christian, 6-1, 200.

# THE OPPONENTS

## Atlanta Falcons

(Dallas Leads Series 9-3)

Year	Site	Winner-Score	Att.
1966	Atlanta	Dallas, 47-14	56,990
1967	Dallas	Dallas, 37-7	54,751
1969	Atlanta	Dallas, 24-17	54,833
1970	Dallas	Dallas, 13-0	53,611
1974	Atlanta	Dallas, 24-0	52,322
1976	Atlanta	Atlanta, 17-10	54,972
1978†	Dallas	Dallas, 27-20	60,338
1981†	Atlanta	Dallas, 30-27	60,022
1985	Dallas	Dallas, 24-10	57,941
1986	Dallas	Atlanta, 37-35	62,880
1987	Dallas	Atlanta, 21-10	40,103
1988	Dallas	Dallas, 26-20	39,702

1989 Sept. 17 at Atlanta

†NFC Divisional Playoffs

### ATLANTA FALCONS

'88 Results (5-11)		'89 Schedule	
17	@Detroit	31	Sept. 10—L.A. Rams
21	New Orleans	29	Sept. 17—DALLAS
34	@San Francisco	17	Sept. 24—@Indnpls.
20	@DALLAS	26	Oct. 1—@Gr. Bay
20	Seattle	31	Oct. 8—@L.A. Rams
0	L.A. Rams	33	Oct. 15—New Eng.
14	@Denver	30	Oct. 22—@Phoenix
16	N.Y. Giants	23	Oct. 29—@N. Orlns.
27	@Philadelphia	24	Nov. 5—Buffalo
20	Green Bay	0	Nov. 12—@San Fran
7	San Diego	10	Nov. 19—N. Orlns.
12	@L.A. Raiders	6	Nov. 26—@N.Y. Jets
17	Tampa Bay	10	Dec. 3—San Fran.
3	San Francisco	13	Dec. 10—@Minn.
7	@L.A. Rams	22	Dec. 17—Wash.
9	@New Orleans	10	Dec. 24—Detroit
244		315	

## Buffalo Bills

(Dallas Leads Series, 3-1)

Year	Site	Winner-Score	Att.
1971	Buffalo	Dallas, 49-37	46,206
1976	Dallas	Dallas, 17-10	51,779
1981	Dallas	Dallas, 27-14	62,583
1984	Buffalo	Buffalo, 14-3	74,391

## Chicago Bears

(Dallas Leads Series, 8-6)

Year	Site	Winner-Score	Att.
1960	Chicago	Chicago, 17-7	39,951
1962	Dallas	Chicago, 34-33	12,692
1964	Chicago	Dallas, 24-10	47,527
1968	Chicago	Dallas, 34-3	46,667
1971	Chicago	Chicago, 23-19	55,049
1973	Chicago	Dallas, 20-17	55,701
1976	Dallas	Dallas, 31-21	61,346
1977*	Dallas	Dallas, 37-7	62,920

Chicago Bears Cont.

1979	Dallas	Dallas, 24-20	64,056
1981	Dallas	Dallas, 10-9	63,499
1984	Chicago	Dallas, 23-14	63,623
1985	Dallas	Chicago, 44-0	63,855
1986	Dallas	Chicago, 24-10	57,256
1988	Chicago	Chicago, 17-7	64,759

\*NFC Divisional Playoffs

## Cincinnati Bengals

(Series Tied, 2-2)

Year	Site	Winner-Score	Att.
1973	Dallas	Dallas 38-10	58,802
1979	Dallas	Dallas, 38-13	63,179
1985	Cincinnati	Cinci., 50-24	56,936
1988	Dallas	Cinci., 38-24	37,865

## Cleveland Browns

(Cleveland Leads Series 16-9)

Year	Site	Winner-Score	Att.
1960	Dallas	Cleve., 48-7	28,500
1961	Cleve.	Cleve., 25-7	43,638
1961	Dallas	Cleve., 38-17	23,500
1962	Cleve.	Cleve., 19-10	44,040
1962	Dallas	Dallas, 45-21	24,226
1963	Dallas	Cleve., 41-24	28,710
1963	Cleve.	Cleve., 27-17	55,096
1964	Cleve.	Cleve., 27-6	72,062
1964	Dallas	Cleve., 20-16	37,456
1965	Cleve.	Cleve., 23-17	80,451
1965	Dallas	Cleve., 24-17	76,251
1966	Cleve.	Cleve., 30-21	84,721
1966	Dallas	Dallas, 26-14	80,259
1967	Cleve.	Dallas, 21-14	81,039
1967*	Dallas	Dallas, 52-14	70,786
1968	Dallas	Dallas, 28-7	68,733
1968*	Cleve.	Cleve., 31-20	81,497
1969	Cleve.	Cleve., 42-10	84,850
1969*	Dallas	Cleve., 38-14	69,321
1970	Cleve.	Dallas, 6-2	75,458
1974	Dallas	Dallas, 41-17	48,754
1979	Cleve.	Cleve., 26-7	80,123
1982	Dallas	Dallas, 31-14	46,267
1985	Dallas	Dallas, 20-7	61,456
1988	Cleve.	Cleve., 24-21	77,683

\*Eastern Conference Championship Game

## Denver Broncos

(Dallas Leads Series, 3-2)

Year	Site	Winner-Score	Att.
1973	Denver	Dallas, 22-10	51,706
1977	Dallas	Dallas, 14-6	63,752

Continued

Denver Broncos Cont.			
1978*	N. Orlns.	Dallas, 27-10	76,400
1980	Denver	Denver, 41-20	74,919
1986	Denver	Denver, 29-14	76,082

\*Super Bowl XII, Jan. 15, 1978

## Detroit Lions

(Dallas Leads Series, 7-4)

Year	Site	Winner-Score	Att.
1960	Detroit	Detroit, 23-14	43,272
1963	Dallas	Dallas, 17-14	27,262
1968	Dallas	Dallas, 59-13	61,382
1970*	Dallas	Dallas, 5-0	73,167
1972	Dallas	Dallas, 28-24	65,378
1975	Detroit	Dallas, 36-10	79,784
1977	Dallas	Dallas, 37-0	63,160
1981	Detroit	Detroit, 27-24	79,694
1985	Detroit	Detroit, 26-21	72,985
1986	Detroit	Dallas, 31-7	73,812
1987	Detroit	Detroit, 27-17	45,325

\*Divisional Playoff Game

## Green Bay Packers

(Green Bay Leads Series, 8-5)

Year	Site	Winner-Score	Att.
1960	Green Bay	Gr. Bay, 41-7	32,294
1964	Dallas	Gr. Bay, 45-21	44,975
1965	Milw.	Gr. Bay, 13-3	48,311
1966*	Dallas	Gr. Bay, 34-27	75,504
1967*	Green Bay	Gr. Bay, 21-17	50,861
1968	Dallas	Gr. Bay, 28-17	74,604
1970	Dallas	Dallas, 16-3	67,182
1972	Milw.	Gr. Bay, 16-14	47,103
1975	Dallas	Gr. Bay, 19-17	64,934
1978	Milw.	Dallas, 42-14	55,256
1980	Milw.	Dallas, 28-7	54,776
1982**	Dallas	Dallas, 37-26	63,972
1984	Dallas	Dallas, 20-6	64,222

1989 Oct. 8 at Green Bay

1989 Dec. 24 at Dallas

\*NFL Championship Game

\*\*Super Bowl Tournament

### GREEN BAY PACKERS

'88 Results (4-12)		'89 Schedule	
7	L.A. Rams	34	Sept. 10—T. Bay
10	Tampa Bay	13	Sept. 17—N. Orlns.
17	@ Miami	24	Sept. 24—@L.A.Rams
6	Chicago	24	Oct. 1—Atlanta
24	@ Tampa Bay	27	Oct. 8—DALLAS
45	New England	3	Oct. 15—@Minn.
34	@ Minnesota	14	Oct. 22—@Miami
17	Washington	20	Oct. 29—Detroit
0	@ Buffalo	28	Nov. 5—Chicago
0	@ Atlanta	20	Nov. 12—@Detroit
13	Indianapolis	20	Nov. 19—@S. Fran.
9	Detroit	19	Nov. 26—Minn.
0	@ Chicago	16	Dec. 3—@T. Bay
14	@ Detroit	30	Dec. 10—Kan. City
18	Minnesota	6	Dec. 17—@Chicago
26	@ Phoenix	17	Dec. 24—@DALLAS
240		315	

## Houston Oilers

(Dallas Leads Series, 4-2)

Year	Site	Winner-Score	Att.
1970	Dallas	Dallas, 52-10	50,504
1974	Houston	Dallas, 10-0	49,775
1979	Dallas	Houston, 30-24	63,897
1982	Houston	Dallas, 37-7	51,808
1985	Houston	Dallas, 17-10	49,686
1988	Dallas	Houston, 25-17	50,845

## Indianapolis Colts

(Dallas Leads Series, 6-3)

Year	Site	Winner-Score	Att.
1960	Dallas	Balt., 45-7	25,500
1967	Balt.	Balt., 23-17	60,238
1969	Dallas	Dallas, 27-10	63,191
1970†	Miami	Balt., 16-13	80,055
1972	Balt.	Dallas, 21-0	58,992
1976	Dallas	Dallas, 30-27	64,237
1978	Dallas	Dallas, 38-0	64,224
1981	Balt.	Dallas, 37-13	54,871
1984	Dallas	Dallas, 22-3	58,724

†Super Bowl Jan. 17, 1971

## Kansas City Chiefs

(Dallas Leads Series, 2-1)

Year	Site	Winner-Score	Att.
1970	Kan. City	Dallas, 27-16	51,158
1975	Dallas	Kan. City, 34-31	63,539
1983	Dallas	Dallas, 41-21	64,103

1989 Oct. 22 at Kansas City

### KANSAS CITY CHIEFS

'88 Results (4-11-1)		'89 Schedule	
3	Cleveland	6	Sept. 10—@Denver
10	@Seattle	31	Sept. 17—Raiders
20	Denver	13	Sept. 24—@S. Diego
23	San Diego	24	Oct. 1—Cincinnati
17	@N.Y. Jets (OT)	17	Oct. 8—@Seattle
6	@Houston	7	Oct. 15—@Raiders
17	L.A. Raiders	27	Oct. 22—DALLAS
6	Detroit	7	Oct. 29—@Pitts.
10	@L.A. Raiders	17	Nov. 5—Seattle
11	@Denver	17	Nov. 12—Denver
31	Cincinnati	28	Nov. 19—@Cleve.
27	Seattle	24	Nov. 26—Houston
10	@Pittsburgh	16	Dec. 3—Miami
38	N.Y. Jets	34	Dec. 10—@Gr. Bay
12	@N.Y. Giants	28	Dec. 17—San Diego
13	@San Diego	24	Dec. 24—@Miami
254		320	

## L.A. Rams

(Series Tied, 11-11)

Year	Site	Winner-Score	Att.
1960	Dallas	L.A., 38-13	16,000
1962	L.A.	Dallas, 27-17	26,907
1967	Dallas	L.A., 35-13	75,229
1969	L.A.	L.A., 24-23	79,105

Continued

### L.A. Rams Cont.

1971	Dallas	Dallas, 28-21	66,595
1973	L.A.	L.A., 37-31	81,428
1973†	Dallas	Dallas, 27-16	64,291
1975	Dallas	Dallas, 18-7	49,091
1975‡	L.A.	Dallas, 37-7	84,483
1976†	Dallas	L.A., 14-12	62,436
1978	L.A.	L.A., 27-14	65,749
1978‡	L.A.	Dallas, 28-0	67,470
1979	Dallas	Dallas, 30-6	64,462
1979†	Dallas	L.A., 21-19	64,792
1980	L.A.	L.A., 38-14	62,548
1980§	Dallas	Dallas, 34-13	64,533
1981	Dallas	Dallas, 29-17	64,649
1983§	Dallas	L.A., 24-17	43,521
1984	L.A.	Dallas, 20-13	65,403
1985†	L.A.	L.A., 20-0	66,351
1986	L.A.	L.A., 29-10	64,949
1987	L.A.	Dallas, 29-21	60,700

1989 Dec. 3 at Dallas

§Wild Card Game

†Divisional Playoff Game

‡NFC Championship Game

### LOS ANGELES RAMS

'88 Results (10-6)		'89 Schedule	
34	@ Green Bay	7	Sept. 10—@ Atlanta
17	Detroit	10	Sept. 17—Ind.
22	@ L.A. Raiders	17	Sept. 24—Gr. Bay
45	@ N.Y. Giants	31	Oct. 1—@ San Fran.
27	Phoenix	41	Oct. 8—Atlanta
33	@ Atlanta	0	Oct. 16—@ Buffalo
21	San Francisco	24	Oct. 22—N.O.
31	Seattle	10	Oct. 29—@ Chicago
12	@ New Orleans	10	Nov. 5—@ Minn.
24	@ Philadelphia	30	Nov. 12—N.Y. Giants
10	New Orleans	14	Nov. 19—Phoenix
24	San Diego	38	Nov. 26—@ N.O.
24	@ Denver	35	Dec. 3—@ DALLAS
23	Chicago	3	Dec. 11—San Fran.
22	Atlanta	7	Dec. 17—N.Y. Jets
38	@ San Francisco	16	Dec. 24—@ N. Engl.
407		293	

## L.A. Raiders

(Raiders Lead Series, 3-1)

Year	Site	Winner-Score	Att.
1974	Oakland	Oakland, 27-23	45,850
1980	Oakland	Dallas, 19-13	53,194
1983	Dallas	L.A., 40-38	64,991
1986	Dallas	L.A., 17-13	61,706

## Miami Dolphins

(Miami Leads Series, 4-2)

Year	Site	Winner-Score	Att.
1971*	N. Orlns.	Dallas, 24-3	81,035
1973	Dallas	Miami, 14-7	64,100

### Miami Dolphins Cont.

1978	Miami	Miami, 23-16	69,414
1981	Dallas	Dallas, 28-27	64,221
1984	Miami	Miami, 28-21	74,139
1987	Dallas	Miami, 20-14	56,519

1989 Nov. 19 at Dallas

\*Super Bowl VI, Jan. 16, 1972

### MIAMI DOLPHINS

'88 Results (6-10)		'89 Schedule	
7	@ Chicago	34	Sept. 10—Buffalo
6	@ Buffalo	9	Sept. 17—@ N. Eng.
24	Green Bay	17	Sept. 24—N.Y. Jets
13	@ Indianapolis	15	Oct. 1—@ Houston
24	Minnesota	7	Oct. 8—Cleveland
24	@ L.A. Raiders	14	Oct. 15—@ Cinn.
31	San Diego	28	Oct. 22—Green Bay
30	N.Y. Jets	44	Oct. 29—@ Buffalo
17	@ Tampa Bay	14	Nov. 5—Ind.
10	@ New England	21	Nov. 12—@ N.Y. Jets
6	Buffalo	31	Nov. 19—@ DALLAS
3	New England	6	Nov. 26—Pitts.
34	@ N.Y. Jets	38	Dec. 3—@ Kan. City
28	Indianapolis	31	Dec. 10—New Eng.
38	Cleveland	31	Dec. 17—@ Ind.
24	@ Pittsburgh	40	Dec. 24—Kan. City
319		380	

## Minnesota Vikings

(Dallas Leads Series, 10-7)

Year	Site	Winner-Score	Att.
1961	Dallas	Dallas, 21-7	20,500
1961	Minn.	Dallas, 28-0	33,070
1966	Dallas	Dallas, 28-17	64,116
1968	Dallas	Dallas, 20-7	47,644
1970	Minn.	Minn., 54-13	47,900
1971*	Minn.	Dallas, 20-12	49,100
1973†	Dallas	Minn., 27-10	64,524
1974	Dallas	Minn., 23-21	57,847
1975*	Minn.	Dallas, 17-14	48,341
1977	Minn.	Dallas, 16-10 (OT)	47,678
1977†	Dallas	Dallas, 23-6	61,968
1978	Dallas	Minn., 21-10	61,848
1979	Minn.	Dallas, 36-20	47,572
1982	Minn.	Minn., 31-27	60,007
1983	Minn.	Dallas, 37-24	60,774
1987	Dallas	Minn., 44-38 (OT)	54,229
1988	Dallas	Minn., 43-3	57,830

\*Divisional Playoff Game

†NFC Championship Game

## New England Patriots

(Dallas Leads Series, 6-0)

Year	Site	Winner-Score	Att.
1971	Dallas	Dallas, 44-21	65,708
1975	N. Eng.	Dallas, 34-31	60,905
1978	Dallas	Dallas, 17-10	63,263
1981	N. Eng.	Dallas, 35-21	60,311
1984	Dallas	Dallas, 20-17	55,341
1987	N. Eng.	Dallas, 23-17 (OT)	60,567

# New Orleans Saints

(Dallas Leads Series, 11-2)

Year	Site	Winner-Score	Att.
1967	Dallas	Dallas, 14-10	52,562
1967	N.O.	Dallas, 27-10	83,437
1968	N.O.	Dallas, 17-3	84,728
1969	N.O.	Dallas, 21-17	79,567
1969	Dallas	Dallas, 33-17	68,282
1971	N.O.	N.O., 24-14	83,088
1973	Dallas	Dallas, 40-3	53,972
1976	N.O.	Dallas, 24-6	61,413
1978	Dallas	Dallas, 27-7	57,920
1982	Dallas	Dallas, 21-7	64,506
1983	Dallas	Dallas, 21-20	62,136
1984	Dallas	Dallas, 30-27 (OT)	50,966
1988	N.O.	N.O., 20-17	68,474

1989 Sept. 10 at New Orleans

## NEW ORLEANS SAINTS

'88 Results (10-6)

'89 Schedule

33 San Francisco	34	Sept. 10—DALLAS
29 @ Atlanta	21	Sept. 17—@ Gr. Bay
22 @ Detroit	14	Sept. 24—@ T. Bay
13 Tampa Bay	9	Oct. 1—Washington
20 DALLAS	17	Oct. 8—@ San Fran.
23 @ San Diego	17	Oct. 15—N.Y. Jets
20 @ Seattle	17	Oct. 22—@ L.A. Rams
20 L.A. Raiders	6	Oct. 29—Atlanta
10 L.A. Rams	12	Nov. 6—San Fran.
24 @ Washington	27	Nov. 12—@ N. Eng.
14 @ L.A. Rams	10	Nov. 19—@ Atlanta
42 Denver	0	Nov. 26—L.A. Rams
12 N.Y. Giants	13	Dec. 3—@ Detroit
3 @ Minnesota	45	Dec. 10—@ Buffalo
17 @ San Fran.	30	Dec. 18—Phil.
10 Atlanta	9	Dec. 24—Ind.
312	283	

# New York Giants Cont.

1968	Dallas	New York, 27-21	72,163
1968	New York	Dallas, 28-10	62,617
1969	Dallas	Dallas, 25-3	58,964
1970	Dallas	Dallas, 28-10	57,236
1970	New York	New York, 23-20	62,938
1971	Dallas	Dallas, 20-13	68,378
1971	New York	Dallas, 42-14	62,815
1972	New York	Dallas, 23-14	62,725
1972	Dallas	New York, 23-3	64,602
1973	Dallas	Dallas, 45-28	64,898
1973	N. Haven	Dallas, 23-10	70,128
1974	Dallas	New York, 14-6	46,353
1974	N. Haven	Dallas, 21-7	61,191
1975	New York	Dallas, 13-7	56,511
1975	Dallas	Dallas, 14-3	53,329
1976	New York	Dallas, 24-14	76,042
1976	Dallas	Dallas, 9-3	58,870
1977	Dallas	Dallas, 41-21	64,215
1977	New York	Dallas, 24-10	74,532
1978	New York	Dallas, 34-24	73,265
1978	Dallas	Dallas, 24-3	64,869
1979	New York	Dallas, 16-14	76,490
1979	Dallas	Dallas, 28-7	63,787
1980	Dallas	Dallas, 24-3	59,126
1980	New York	New York, 38-35	68,343
1981	Dallas	Dallas, 18-10	63,499
1981	New York	N.Y., 13-10 (OT)	73,009
1983	Dallas	Dallas, 28-13	62,347
1983	New York	Dallas, 38-20	76,142
1984	New York	New York, 28-7	75,921
1984	Dallas	New York, 19-7	60,235
1985	New York	Dallas, 30-29	74,981
1985	Dallas	Dallas, 28-21	62,310
1986	Dallas	Dallas, 31-28	59,804
1986	New York	New York, 17-14	74,871
1987	New York	Dallas, 16-14	73,426
1987	Dallas	Dallas, 33-24	55,730
1988	Dallas	New York, 12-10	55,325
1988	New York	New York, 29-21	75,826

1989 Oct. 1 at Dallas

1989 Dec. 16 at New York

# New York Giants

(Dallas Leads Series, 35-16-2)

Year	Site	Winner-Score	Att.
1960	New York	Tie, 31-31	55,033
1961	Dallas	New York, 31-10	41,500
1961	New York	Dallas, 17-16	60,254
1962	Dallas	New York, 41-10	45,668
1962	New York	New York, 41-31	62,694
1963	New York	New York, 37-21	62,889
1963	Dallas	New York, 34-27	29,635
1964	Dallas	Tie, 13-13	33,225
1964	New York	Dallas, 31-21	63,031
1965	Dallas	Dallas, 31-2	59,366
1965	New York	Dallas, 38-20	62,871
1966	Dallas	Dallas, 52-7	60,010
1966	New York	Dallas, 17-7	62,735
1967	Dallas	Dallas, 38-24	66,209

## NEW YORK GIANTS

'88 Results (10-6)

'89 Schedule

27 Washington	20	Sept. 11—@ Wash.
17 San Francisco	20	Sept. 17—Detroit
12 @ DALLAS	10	Sept. 24—Phoenix
31 L.A. Rams	45	Oct. 1—@ DALLAS
24 @ Washington	23	Oct. 8—@ Phil.
13 @ Philadelphia	24	Oct. 15—Wash.
30 Detroit	10	Oct. 22—@ S. Diego
23 @ Atlanta	16	Oct. 30—Minn.
13 @ Detroit (OT)	10	Nov. 5—@ Phoenix
29 DALLAS	21	Nov. 12—@ L.A. Rams
17 @ Phoenix	24	Nov. 19—Seattle
17 Phil. (OT)	23	Nov. 27—@ S. Fran
13 @ New Orleans	12	Dec. 3—Phil.
44 Phoenix	7	Dec. 10—@ Denver
28 Kansas City	12	Dec. 16—DALLAS
21 @ N.Y. Jets	27	Dec. 24—Raiders
359	304	

## New York Jets

(Dallas Leads Series, 4-0)

Year	Site	Winner-Score	Att.
1971	Dallas	Dallas, 52-10	66,689
1975	New York	Dallas, 31-21	37,279
1978	New York	Dallas, 30-7	52,532
1978	New York	Dallas, 38-24	12,370

## Philadelphia Eagles

(Dallas Leads Series, 36-21)

Year	Site	Winner-Score	Att.
1960	Dallas	Phil., 27-25	18,500
1961	Dallas	Phil., 43-7	25,000
1961	Phil.	Phil., 35-13	60,127
1962	Dallas	Dallas, 41-19	18,645
1962	Phil.	Phil., 28-14	58,070
1963	Phil.	Phil., 24-21	60,671
1963	Dallas	Dallas, 27-20	23,694
1964	Dallas	Phil., 17-14	55,972
1964	Phil.	Phil., 24-14	60,671
1965	Dallas	Phil., 35-24	56,249
1965	Phil.	Dallas, 21-19	54,714
1966	Dallas	Dallas, 56-7	69,372
1966	Phil.	Phil., 24-23	60,658
1967	Phil.	Phil., 21-14	60,740
1967	Dallas	Dallas, 38-17	55,834
1968	Phil.	Dallas, 45-13	60,858
1968	Dallas	Dallas, 34-14	72,083
1969	Phil.	Dallas, 38-7	60,658
1969	Dallas	Dallas, 49-14	71,509
1970	Phil.	Dallas, 17-7	59,728
1970	Dallas	Dallas, 21-17	55,736
1971	Phil.	Dallas, 42-7	65,358
1971	Dallas	Dallas, 20-7	60,178
1972	Dallas	Dallas, 28-6	55,850
1972	Phil.	Dallas, 28-7	65,720
1973	Phil.	Phil., 30-16	65,954
1973	Dallas	Dallas, 31-10	61,985
1974	Phil.	Phil., 13-10	64,088
1974	Dallas	Dallas, 31-24	43,586
1975	Phil.	Dallas, 20-17	64,889
1975	Dallas	Dallas, 27-17	57,893
1976	Dallas	Dallas, 27-7	54,052
1976	Phil.	Dallas, 26-7	55,072
1977	Phil.	Dallas, 16-10	65,507
1977	Dallas	Dallas, 24-14	60,289
1978	Dallas	Dallas, 14-7	60,525
1978	Phil.	Dallas, 31-13	64,667
1979	Dallas	Phil., 31-21	62,417
1979	Phil.	Dallas, 24-17	71,434
1980	Phil.	Phil., 17-10	70,696
1980	Dallas	Dallas, 35-27	62,548
1981†	Phil.	Phil., 20-7	70,696
1981	Phil.	Dallas, 17-14	72,111
1981	Dallas	Dallas, 21-10	64,955
1982	Dallas	Phil., 24-20	46,199
1983	Dallas	Dallas, 37-7	63,070
1983	Phil.	Dallas, 27-20	71,236
1984	Dallas	Dallas, 23-17	64,521

## Philadelphia Eagles Cont.

1984	Phil.	Dallas, 26-10	66,322
1985	Phil.	Phil., 16-14	70,114
1985	Dallas	Dallas, 35-17	54,047
1986	Phil.	Dallas, 17-14	68,572
1986	Dallas	Phil., 23-21	46,117
1987	Dallas	Dallas, 41-22	40,622
1987	Phil.	Phil., 37-20	61,630
1988	Phil.	Phil., 24-23	66,309
1988	Dallas	Phil., 23-7	46,131

1989 Nov. 23 at Dallas

1989 Dec. 10 at Philadelphia

†NFC Championship Game

### PHILADELPHIA EAGLES

#### '88 Results (10-6)

41	@ Tampa Bay	14	Sept. 10—Seattle
24	Cincinnati	28	Sept. 17—@ Wash.
10	@ Washington	17	Sept. 24—San Fran.
21	@ Minnesota	23	Oct. 2—@ Chicago
32	Houston	23	Oct. 8—N.Y. Giants
24	N.Y. Giants	13	Oct. 15—@ Phoenix
3	@ Cleveland	19	Oct. 22—Raiders
24	DALLAS	23	Oct. 29—@ Denver
24	Atlanta	27	Nov. 5—@ S. Diego
30	L.A. Rams	24	Nov. 12—Wash.
27	@ Pittsburgh	26	Nov. 19—Minn.
23	@ Giants (OT)	17	Nov. 23—@ DALLAS
31	Phoenix	21	Dec. 3—@ Giants
19	Washington	20	Dec. 10—DALLAS
23	@ Phoenix	17	Dec. 18—@ N. Orlns
23	DALLAS	7	Dec. 24—Phoenix

379

319

## Phoenix Cardinals

(Dallas Leads Series, 33-19-1)

Year	Site	Winner-Score	Att.
1960	St. Louis	St. Louis., 12-10	23,128
1961	Dallas	St. Louis, 31-17	20,500
1961	St. Louis	St. Louis 31-13	15,384
1962	Dallas	St. Louis, 28-24	16,027
1962	St. Louis	St. Louis, 52-20	14,201
1963	Dallas	St. Louis, 34-7	36,432
1963	St. Louis	Dallas, 28-24	12,695
1964	Dallas	St. Louis, 16-6	36,605
1964	St. Louis	Dallas, 31-13	28,253
1965	St. Louis	St. Louis, 20-13	32,034
1965	Dallas	Dallas, 27-13	38,499
1966	St. Louis	Tie, 10-10	50,673
1966	Dallas	Dallas, 31-17	76,965
1967	Dallas	Dallas, 46-21	68,787
1968	Dallas	Dallas, 27-10	48,296
1969	Dallas	Dallas, 24-3	62,134
1970	St. Louis	St. Louis, 20-7	50,780
1970	Dallas	St. Louis, 38-0	69,323
1971	St. Louis	Dallas, 16-13	50,486
1971	Dallas	Dallas, 31-12	66,672
1972	Dallas	Dallas, 33-24	65,218
1972	St. Louis	Dallas, 27-6	49,787
1973	Dallas	Dallas, 45-10	64,729
1973	St. Louis	Dallas, 30-3	43,946
1974	St. Louis	St. Louis, 31-28	49,885
1974	Dallas	Dallas, 17-14	64,146
1975	Dallas	Dallas, 37-31	52,417
1975	St. Louis	St. Louis, 31-17	49,701
1976	St. Louis	St. Louis, 21-17	50,317

Continued

Phoenix Cardinals Cont.			
Year	Site	Winner-Score	Att.
1976	Dallas	Dallas, 19-14	62,498
1977	St. Louis	Dallas, 30-24	50,129
1977	Dallas	St. Louis, 24-17	64,038
1978	Dallas	Dallas, 21-12	62,760
1978	St. Louis	Dallas, 24-21(OT)	48,991
1979	St. Louis	Dallas, 22-21	50,855
1979	Dallas	Dallas, 22-13	64,300
1980	St. Louis	Dallas, 27-24	50,701
1980	Dallas	Dallas, 31-21	52,567
1981	Dallas	Dallas, 30-17	63,602
1981	St. Louis	St. Louis, 20-17	49,777
1982	St. Louis	Dallas, 24-7	50,705
1983	St. Louis	Dallas, 34-17	48,532
1983	Dallas	Dallas, 35-17	60,764
1984	Dallas	St. Louis, 31-20	61,438
1984	St. Louis	Dallas, 24-17	48,721
1985	St. Louis	St. Louis, 21-10	49,347
1985	Dallas	Dallas, 35-17	54,125
1986	St. Louis	Dallas, 31-7	49,077
1986	Dallas	Dallas, 37-6	60,756
1987	St. Louis	St. Louis, 24-13	47,241
1987	Dallas	Dallas, 21-16	36,788
1988	Phoenix	Dallas, 17-14	67,139
1988	Dallas	Phoenix, 16-10	42,196

1989 Oct. 29 at Dallas

1989 Nov. 12 at Phoenix

#### PHOENIX CARDINALS

'88 Results (7-9)		'89 Schedule	
14 @ Cincinnati	21	Sept. 10—@ Detroit	
14 DALLAS	17	Sept. 17—@ Seattle	
30 @ Tampa Bay	24	Sept. 24—@ Giants	
30 Washington	21	Oct. 1—San Diego	
41 @ L.A. Rams	27	Oct. 8—@ Wash.	
31 Pittsburgh	14	Oct. 15—Phil.	
17 @ Washington	33	Oct. 22—Atlanta	
21 Cleveland	29	Oct. 29—@ DALLAS	
16 @ DALLAS	10	Nov. 5—Giants	
24 San Francisco	23	Nov. 12—DALLAS	
24 N.Y. Giants	17	Nov. 19—@ Rams	
20 @ Houston	38	Nov. 26—T. Bay	
21 @ Philadelphia	31	Dec. 3—Wash.	
7 @ N.Y. Giants	44	Dec. 10—@ Raiders	
17 Philadelphia	23	Dec. 16—Denver	
17 Green Bay	26	Dec. 24—@ Phil.	
344		398	

## Pittsburgh Steelers

(Pittsburgh Leads Series 13-11)

Year	Site	Winner-Score	Att.
1960	Dallas	Pitts., 35-28	30,000
1961	Dallas	Dallas, 27-24	23,500
1961	Pitts.	Pitts., 37-7	17,519
1962	Dallas	Pitts., 30-28	19,478
1962	Pitts.	Dallas, 42-27	23,106
1963	Pitts.	Pitts., 27-21	19,047
1963	Dallas	Pitts., 24-19	24,136
1964	Pitts.	Pitts., 23-17	35,594
1964	Dallas	Dallas, 17-14	35,271
1965	Pitts.	Pitts., 22-13	37,804

Continued

Pittsburgh Steelers Cont.			
1965	Dallas	Dallas, 24-17	57,293
1966	Dallas	Dallas, 52-21	58,453
1966	Pitts.	Dallas, 20-7	42,185
1967	Pitts.	Dallas, 24-21	39,641
1968	Dallas	Dallas, 28-7	55,069
1969	Pitts.	Dallas, 10-7	24,990
1972	Dallas	Dallas, 17-13	65,682
1975*	Miami	Pitts., 21-17	80,187
1977	Pitts.	Pitts., 28-13	49,761
1978†	Miami	Pitts., 35-31	78,656
1979	Pitts.	Pitts., 14-3	50,199
1982	Dallas	Pitts., 36-28	63,431
1985	Dallas	Dallas, 27-13	62,932
1988	Pitts.	Pitts., 24-21	56,813

\*Super Bowl X, Jan. 18, 1976

†Super Bowl XIII, Jan. 21, 1979

## San Francisco 49ers

(Series Tied, 8-8-1)

Year	Site	Winner-Score	Att.
1960	Dallas	San. Fran., 26-14	10,000
1963	San. Fran.	San. Fran., 31-24	29,563
1965	Dallas	Dallas, 39-31	33,677
1967	San. Fran.	San. Fran., 24-16	27,182
1969	Dallas	Tie, 24-24	62,348
1970*	San. Fran.	Dallas, 17-10	59,625
1971†	Dallas	Dallas, 14-3	66,311
1972	Dallas	San. Fran., 31-10	65,124
1972*	San. Fran.	Dallas, 30-28	61,214
1974	Dallas	Dallas, 20-14	50,018
1977	San. Fran.	Dallas, 42-35	55,848
1979	San. Fran.	Dallas, 21-13	56,728
1980	Dallas	Dallas, 59-14	63,399
1981	San. Fran.	San. Fran., 45-14	57,574
1981†	San. Fran.	San. Fran., 28-27	60,525
1983	San. Fran.	San. Fran., 42-17	59,957
1985	San. Fran.	San. Fran., 31-16	60,114

1989 Oct. 15 at Dallas

\*Divisional Playoff Game

†NFC Championship Game

#### SAN FRANCISCO 49ERS

'88 Results (10-6)		'89 Schedule	
34 @ New Orleans	33	Sept. 10—@ Ind.	
20 @ N.Y. Giants	17	Sept. 17—@ T. Bay	
17 Atlanta	34	Sept. 24—@ Phil.	
38 @ Seattle	7	Oct. 1—L.A. Rams	
20 Detroit	13	Oct. 8—N. Orins.	
13 Denver (OT)	16	Oct. 15—@ DALLAS	
24 @ L.A. Rams	21	Oct. 22—New Eng.	
9 @ Chicago	10	Oct. 29—@ N.Y. Jets	
24 Minnesota	21	Nov. 6—@ N. Orins.	
23 @ Phoenix	24	Nov. 12—Atlanta	
3 L.A. Raiders	9	Nov. 19—Gr. Bay	
37 Washington	21	Nov. 27—N.Y. Giants	
48 @ San Diego	10	Dec. 3—@ Atlanta	
13 @ Atlanta	3	Dec. 11—@ L.A. Rams	
30 New Orleans	17	Dec. 17—Buffalo	
16 L.A. Rams	38	Dec. 24—Chicago	
369		294	

## San Diego Chargers

(Dallas Leads Series, 3-1)

Year	Site	Winner-Score	Att.
1972	San Diego	Dallas, 34-28	54,476
1980	Dallas	Dallas, 42-31	60,639
1983	San Diego	San Diego, 24-23	46,192
1986	San Diego	Dallas, 24-21	55,622

## Seattle Seahawks

(Dallas Leads Series, 3-1)

Year	Site	Winner-Score	Att.
1976	Seattle	Dallas, 28-13	62,027
1980	Dallas	Dallas, 51-7	57,540
1983	Seattle	Dallas, 35-10	63,352
1986	Dallas	Seattle, 31-14	58,023

## Tampa Bay Buccaneers

(Dallas Leads Series, 6-0)

Year	Site	Winner-Score	Att.
1977	Dallas	Dallas, 23-7	55,316
1980	Dallas	Dallas, 28-17	62,750
1981*	Dallas	Dallas, 38-0	64,848
1982	Dallas	Dallas, 14-9	49,578
1982**	Dallas	Dallas, 30-17	65,042
1983	Dallas	Dallas, 27-24(OT)	63,308

\*Divisional Playoff

\*\*Super Bowl Tournament

## Washington Redskins

(Dallas Leads Series, 32-2-2)

Year	Site	Winner-Score	Att.
1960	Wash.	Wash., 26-14	21,142
1961	Dallas	Tie, 28-28	17,500
1961	Wash.	Wash., 34-24	21,451
1962	Dallas	Tie, 35-35	15,730
1962	Wash.	Dallas, 38-10	49,888
1963	Wash.	Wash., 21-17	40,101
1963	Dallas	Dallas, 35-20	18,838
1964	Dallas	Dallas, 24-18	25,158
1964	Wash.	Wash., 28-16	49,219
1965	Dallas	Dallas, 27-7	61,577
1965	Wash.	Wash., 34-31	50,205
1966	Wash.	Dallas, 31-30	50,927
1966	Dallas	Wash., 34-31	64,198
1967	Wash.	Dallas, 17-14	50,566
1967	Dallas	Wash., 27-20	75,538
1968	Dallas	Dallas, 29-20	66,076
1968	Wash.	Dallas, 44-24	50,816
1969	Wash.	Dallas, 41-28	50,474
1969	Dallas	Dallas, 20-10	56,924
1970	Wash.	Dallas, 45-21	50,415
1970	Dallas	Dallas, 34-0	57,936
1971	Dallas	Wash., 20-16	72,000
1971	Wash.	Dallas, 13-0	53,041
1972	Wash.	Wash., 24-20	53,039
1972	Dallas	Dallas, 34-24	65,136
1972*	Wash.	Wash., 26-3	53,129
1973	Wash.	Wash., 14-7	54,314

## Washington Redskins Cont.

1973	Dallas	Dallas, 27-7	64,458
1974	Wash.	Wash., 28-21	54,395
1974	Dallas	Dallas, 24-23	63,243
1975	Wash.	Wash., 30-24(OT)	55,004
1975	Dallas	Dallas, 31-10	61,091
1976	Wash.	Dallas, 20-7	55,004
1976	Dallas	Wash., 27-14	59,916
1977	Dallas	Dallas, 34-16	62,115
1977	Wash.	Dallas, 14-7	55,031
1978	Wash.	Wash., 9-5	55,031
1978	Dallas	Dallas, 37-10	64,905
1979	Wash.	Wash., 34-20	55,031
1979	Dallas	Dallas, 35-34	62,867
1980	Wash.	Dallas, 17-3	55,045
1980	Dallas	Dallas, 14-10	58,809
1981	Wash.	Dallas, 26-10	55,045
1981	Dallas	Dallas, 24-10	64,583
1982	Wash.	Dallas, 24-10	54,633
1982*	Wash.	Wash., 31-17	55,045
1983	Wash.	Dallas, 31-30	55,045
1983	Dallas	Wash., 31-10	65,074
1984	Wash.	Wash., 34-14	55,431
1984	Dallas	Wash., 30-28	64,286
1985	Dallas	Dallas, 44-14	62,292
1985	Wash.	Dallas, 13-7	55,750
1986	Dallas	Dallas, 30-6	63,264
1986	Wash.	Wash., 41-14	55,642
1987	Dallas	Wash., 13-7	60,415
1987	Wash.	Wash., 24-20	54,882
1988	Dallas	Wash., 35-17	63,235
1988	Wash.	Dallas, 24-17	51,526

1989 Sept. 24 at Dallas

1989 Nov. 5 at Washington

\*NFC Championship Game

### WASHINGTON REDSKINS

#### '88 Results (7-9)

20 @ N.Y. Giants	27	Sept. 11—N.Y. Giants
30 Pittsburgh	29	Sept. 17—Phil.
17 Philadelphia	10	Sept. 24—@DALLAS
21 @ Phoenix	30	Oct. 1—@ N. Orlns.
23 N.Y. Giants	24	Oct. 8—Phoenix
35 @DALLAS	17	Oct. 15—@Giants
33 Phoenix	17	Oct. 22—T. Bay
20 @Green Bay	17	Oct. 29—@Raiders
17 @Houston	41	Nov. 5—DALLAS
27 New Orleans	24	Nov. 12—@Phil.
14 Chicago	34	Nov. 20—Denver
21 @San Francisco	37	Nov. 26—Chicago
13 Cleveland	17	Dec. 3—@Phoenix
20 @Philadelphia	19	Dec. 10—San Diego
17 DALLAS	24	Dec. 17—@Atlanta
17 @Cincinnati(OT)	20	Dec. 23—@Seattle
345	387	



# The 1988 Season At A Glance

## Pittsburgh 24, Cowboys 21 At Pittsburgh, Sept. 4, 1988

DALLAS	7	0	7	7-21
PITTSBURGH	10	0	7	7-24

Cowboys — Newsome 3 run (Zendejas kick)  
 Steelers — Jackson 15 run (Anderson kick)  
 Steelers — FG Anderson 32  
 Steelers — Brister 1 run (Anderson kick)  
 Cowboys — Irvin 35 pass from Pelluer (Zendejas kick)  
 Steelers — Jackson 29 run (Anderson kick)  
 Cowboys — Alexander 8 pass from Pelluer (Zendejas kick)

Attendance — 56,813

Cowboys	Steelers
First Downs	25
Total Net Yards	414
Net Yards Rushing	130
Net Yards Passing	284
Passes	37-24
Passes Intercepted By	0
Punts-Average	2-41.5
Fumbles-Lost	2-1
Penalties-Yards	5-50

### Rushing

Cowboys — Walker, 19 for 79; Pelluer, 4 for 29; Newsome, 8 for 20, 1 touchdown; Irvin, 1 for 2.

Steelers — Jackson, 12 for 76, 2 touchdowns; Stone, 8 for 31; Hoge, 2 for 18; Brister, 3 for 12, 1 touchdown; W. Williams, 4 for 5.

### Passing

Cowboys — Pelluer, 24 of 37 for 289 yards, 2 touchdowns, 2 interceptions.

Steelers — Brister, 13 of 27 for 214 yards.

### Receiving

Cowboys — Walker, 6 for 56; Edwards, 5 for 93; Irvin, 3 for 73, 1 touchdown; Alexander, 3 for 36, 1 touchdown; Cosbie, 3 for 12; Newsome, 3 for 11; Martin, 1 for 8.

Steelers — Lipps, 4 for 50; Thompson, 2 for 78; Lockett, 2 for 59; Jackson, 2 for —6; Hinnant, 1 for 23; Hoge, 1 for 8; Stone, 1 for 2.

## Cowboys 17, Phoenix 14 At Phoenix, Sept. 12, 1988

DALLAS	3	7	0	7-17
PHOENIX	0	7	0	7-14

Cowboys — FG Zendejas 47  
 Cardinals — Ferrell 16 pass from Lomax (Del Greco kick)

Cowboys — Walker 3 run (Zendejas kick)  
 Cowboys — Pelluer 1 run (Zendejas kick)  
 Cardinals — Novacek 23 pass from Lomax (Del Greco Kick)

Attendance — 67,139

	Cowboys	Cardinals
First Downs	18	22
Total Net Yards	352	367
Net Yards Rushing	190	130
Net Yards Passing	162	237
Passes	24-12	34-20
Passes Intercepted By	0	1
Punts-Average	5-45.2	7-43.8
Fumbles-Lost	1-0	1-1
Penalties-Yards	9-69	5-33

### Rushing

Cowboys — Walker, 29 for 149, 1 touchdown; Pelluer, 8 for 36, 1 touchdown; Newsome, 2 for 5.

Cardinals — Ferrell, 11 for 65; Jordan, 6 for 32; Mitchell, 10 for 25; Del Greco, 1 for 8.

### Passing

Cowboys — Pelluer, 12 of 24 for 162 yards, 1 interception.

Cardinals — Lomax, 20 of 34 for 266 yards, 2 touchdowns.

### Receiving

Cowboys — Martin, 5 for 72; Walker, 3 for 22; Newsome, 2 for 7; Irvin, 1 for 47; Cosbie, 1 for 14.

Cardinals — Green, 5 for 51; Novacek, 4 for 78, 1 touchdown; Ferrell, 3 for 37, 1 touchdown; J.T. Smith, 3 for 24; Awalt, 2 for 25; Mitchell, 1 for 28; Jordan, 1 for 12; Jones, 1 for 11.

## N.Y. Giants 12, Cowboys 10 At Dallas, Sept. 18, 1988

N.Y. GIANTS	5	0	7	0-12
DALLAS	3	0	7	0-10

Giants — Collins tackled Clack in endzone for safety

Cowboys — FG Ruzek 41  
 Giants — FG Allegre 32

Giants — Manuel 9 pass from Simms (Allegre kick)

Cowboys — Walker 27 pass from Pelluer (Ruzek kick)

Attendance 55,325

	Giants	Cowboys
First Downs	21	22
Total Net Yards	278	366
Net Yards Rushing	128	91
Net Yards Passing	150	275
Passes	25-13	36-20
Passes Intercepted By	2	2
Punts-Average	5-41.4	5-36.8
Fumbles-Lost	3-0	0-0
Penalties-Yards	10-85	8-79

### Rushing

Giants — Morris, 28 for 107; Anderson, 4 for 13; Manuel, 1 for 7; Adams, 2 for 1; Simms, 2 for 0.

Cowboys — Walker, 19 for 78; Pelluer, 2 for 19; Newsome, 2 for 10; Martin, 1 for —16.

## Passing

Giants — Simms, 13 of 25 for 187 yards, 1 touchdown, 2 interceptions.

Cowboys — Pelluer, 20 of 36 for 275 yards, 1 touchdown, 2 interceptions.

## Receiving

Giants — Manuel, 9 for 142, 1 touchdown; Bavaro, 2 for 36; Morris, 2 for 9.

Cowboys — Irvin, 6 for 96; Walker, 5 for 80, 1 touchdown; Newsome, 5 for 57; Alexander, 2 for 21; Chandler, 1 for 12; Cosbie, 1 for 9.

## Cowboys 26, Atlanta 20

At Dallas, Sept. 25, 1988

ATLANTA ..... 7 10 3 0— 26  
DALLAS ..... 14 0 2 10— 20

Cowboys — Noonan 17 interception return (Ruzek kick)

Cowboys — Walker 2 pass from Pelluer (Ruzek kick)

Falcons — Bailey 68 pass from C. Miller (G. Davis kick)

Falcons — Dixon 12 pass from C. Miller (G. Davis kick)

Falcons — FG G. Davis 43

Falcons — FG G. Davis 24

Cowboys — Safety Noonan tackled C. Miller in enzone

Cowboys — FG Ruzek 25

Cowboys — Alexander 29 pass from Pelluer (Ruzek kick)

Attendance—39,702

### Falcons

First Downs ..... 15  
Total Net Yards ..... 314  
Net Yards Rushing ..... 107  
Net Yards Passing ..... 207  
Passes ..... 31-13  
Passes Intercepted By ..... 1  
Punts-Average ..... 5-36.6  
Fumbles-Lost ..... 2-1  
Penalties-Yards ..... 6-50

### Cowboys

17  
323  
113  
210  
26-17  
1  
5-40.4  
0-0  
6-50

## Rushing

Falcons — Riggs, 11 for 54; Settle, 9 for 51; Primus, 3 for 4; Stamps, 1 for —.

Cowboys — Walker, 25 for 96; Newsome, 5 for 12; Pelluer, 3 for 5.

## Passing

Falcons — C. Miller, 10 of 21 for 218 yards, 2 touchdowns, 1 interception; Dils, 3 of 10 for 40 yards.

Cowboys — Pelluer, 17 of 26 for 216 yards, 2 touchdowns, 1 interception.

## Receiving

Falcons — Bailey, 4 for 169, 1 touchdown; Dixon, 3 for 23, 1 touchdown; Settle, 2 for 16; Matthews, 1 for 21; Haynes, 1 for 15; Primus, 1 for 8; Hester, 1 for 6.

Cowboys — Alexander, 6 for 107, 1 touchdown; Walker, 5 for 27, 1 touchdown; Newsome, 3 for 37; Cosbie, 1 for 21; Irvin, 1 for 12; Martin, 1 for 12.

## New Orleans 20, Cowboys 17

At New Orleans, Oct. 3, 1988

DALLAS ..... 0 7 7 3— 17  
NEW ORLEANS ..... 7 7 3 3— 20

Saints — Hill 7 pass from Hebert (Andersen kick)

Saints — Perriman 17 pass from Hebert (Andersen kick)

Cowboys — Martin 13 pass from Pelluer (Ruzek kick)

Cowboys — Martin 14 pass from Pelluer (Ruzek kick)

Saints — FG Andersen 27

Cowboys — FG Ruzek 39

Saints — FG Anderson 49

Attendance — 68,474

### Cowboys

First Downs ..... 28  
Total Net Yards ..... 457  
Net Yards Rushing ..... 186  
Net Yards Passing ..... 271  
Passes ..... 35-23  
Passes Intercepted By ..... 1  
Punts-Average ..... 3-43.3  
Fumbles-Lost ..... 3-2  
Penalties-Yards ..... 4-27

### Saints

17  
333  
65  
268  
37-17  
1  
6-39.3  
0-0  
5-35

## Rushing

Cowboys — Walker, 26 for 124; Pelluer, 6 for 53; Newsome, 3 for 9.

Saints — Hilliard, 12 for 30; Mayes, 9 for 23; Heyward, 4 for 12.

## Passing

Cowboys — Pelluer, 23 of 35 for 271 yards, 2 touchdowns, 1 interception.

Saints — Hebert, 17 of 37 for 273 yards, 2 touchdowns, 1 interception.

## Receiving

Cowboys — Martin, 8 for 95, 2 touchdowns; Walker, 4 for 23; Alexander, 3 for 49; Newsome, 3 for 28; Chandler, 2 for 35; Gay, 2 for 22; Irvin, 1 for 19.

Saints — Martin, 5 for 80; Hill, 4 for 31, 1 touchdown; Perriman, 3 for 63, 1 touchdown; Tice, 2 for 45; Clark, 2 for 40; Hilliard, 1 for 14.

## Washington 35, Cowboys 17

At Dallas, Oct. 9, 1988

WASHINGTON ..... 7 21 0 7— 35  
DALLAS ..... 7 3 0 7— 17

Cowboys — Newsome 1 run (Ruzek kick)

Redskins — Clark 13 pass from Rypien (Lohmiller kick)

Redskins — Bryant 10 pass from Rypien (Lohmiller kick)

Cowboys — FG Ruzek 45

Redskins — Bryant 9 run (Lohmiller kick)

Redskins — Rypien 19 run (Lohmiller kick)

Cowboys — Martin 35 pass from Pelluer (Ruzek kick)

Redskins — Bryant 24 pass from Rypien (Lohmiller kick)

Attendance — 63,235

	Redskins	Cowboys
First Downs	19	18
Total Net Yards	350	361
Net Yards Rushing	180	60
Net Yards Passing	170	301
Passes	21-13	40-19
Passes Intercepted By	4	0
Punts-Average	6-34.6	4-44.5
Fumbles-Lost	1-1	2-1
Penalties-Yards	7-65	4-30

### Rushing

Redskins — Bryant, 23 for 118, 1 touchdown; Smith, 8 for 26; Morris, 5 for 19; Rypien, 4 for 17, 1 touchdown.

Cowboys — Walker, 15 for 51; Pelluer, 2 for 14; Newsome, 3 for -5, 1 touchdown.

### Passing

Redskins — Rypien, 13 of 21 for 187 yards, 3 touchdowns.

Cowboys — Pelluer, 14 of 33 for 269 yards, 1 touchdown, 3 interceptions; D. White, 5 of 7 for 32 yards, 1 interception.

### Receiving

Redskins — Bryant, 5 for 82, 2 touchdowns; Clark, 5 for 58, 1 touchdown; Monk, 2 for 29; Sanders, 1 for 18.

Cowboys — Walker, 5 for 92; Alexander, 5 for 84; Martin, 3 for 72, 1 touchdown; Newsome, 3 for 13; Gay, 1 for 18; Chandler, 1 for 13; Folsom, 1 for 9.

## Chicago 17, Cowboys 7

At Chicago, Oct. 16, 1988

DALLAS	0	0	0	7	—	7
CHICAGO	0	17	0	0	—	17

Bears — McKinnon 4 run (Butler kick)

Bears — FG Butler 21

Bears — Morris 39 pass from McMahon (Butler kick)

Cowboys — Gay 13 pass from D. White (Ruzek kick)

Attendance 64,759

	Cowboys	Bears
First Downs	18	24
Total Net Yards	291	385
Net Yards Rushing	96	124
Net Yards Passing	195	261
Passes	35-24	39-22
Passes Intercepted By	0	2
Punts-Average	4-38.3	4-46.8
Fumbles-Lost	0-0	1-1
Penalties-Yards	5-30	3-20

### Rushing

Cowboys — Walker 21 for 88; Pelluer, 1 for 6; Newsome, 2 for 2.

Bears — Anderson, 9 for 51; McMahon, 4 for 22; Morris, 1 for 21; Suhey, 4 for 14; Muster, 1 for 11; Sanders, 5 for 7; McKinnon, 1 for 4, 1 touchdown; Gentry, 1 for -6.

### Passing

Cowboys — D. White, 24 of 35 for 242 yards, 1 touchdown, 2 interceptions.

Bears — McMahon, 22 of 39 for 284 yards, 1 touchdown.

### Receiving

Cowboys — Martin, 5 for 63; Gay, 5 for 59, 1 touchdown; Walker, 4 for 47; Newsome, 4 for 19; Alexander, 2 for 21; Cosbie, 2 for 18; Chandler, 2 for 15.

Bears — Anderson, 5 for 52; Morris, 4 for 82, 1 touchdown; McKinnon, 3 for 34; Muster, 3 for 26; Moorehead, 2 for 33; Suhey, 2 for 12; Gentry, 2 for 9; Davis, 1 for 36.

## Philadelphia 24, Cowboys 23

At Philadelphia, Oct. 23, 1988

DALLAS	17	3	3	0	—	23
PHILADELPHIA	0	7	3	14	—	24

Cowboys — Alexander 13 pass from Pelluer (Ruzek kick)

Cowboys — Newsome 1 run (Ruzek kick)

Cowboys — FG Ruzek 26

Cowboys — FG Ruzek 34

Eagles — Byars 11 pass from Cunningham (Zendejas kick)

Eagles — FG Zendejas 39

Cowboys — FG Ruzek 30

Eagles — Toney 7 run (Zendejas kick)

Eagles — Toney 2 pass from Cunningham (Zendejas kick)

Attendance — 66,309

	Cowboys	Eagles
First Downs	25	23
Total Net Yards	437	339
Net Yards Rushing	109	65
Net Yards Passing	328	274
Passes	46-32	53-26
Passes Intercepted By	1	1
Punts-Average	4-38.3	6-50.2
Fumbles-Lost	0-0	2-1
Penalties-Yards	16-138	7-72

### Rushing

Cowboys — Walker, 25 for 85; Pelluer, 4 for 23; Newsome, 1 for 1, 1 touchdown.

Eagles — Cunningham, 5 for 34; Toney, 5 for 13, 1 touchdown; Tautalatasi, 1 for 9; Byars, 4 for 9.

### Passing

Cowboys — Pelluer, 32 of 46 for 342 yards, 1 touchdown, 1 interception.

Eagles — Cunningham, 26 of 53 for 298 yards, 2 touchdowns, 1 interception.

### Receiving

Cowboys — Alexander, 8 for 112, 1 touchdown; Martin, 8 for 97; Newsome, 5 for 37; Walker, 4 for 42; Cosbie, 3 for 31; Chandler, 3 for 9; Gay, 1 for 14.

Eagles — Jackson, 6 for 90; Garrity, 5 for 66; Byars, 5 for 50, 1 touchdown; Toney, 5 for 37, 1 touchdown; Johnson, 2 for 32; Carter, 1 for 12; Giles, 1 for 10; Tautalatasi, 1 for 1.

## Phoenix 16, Cowboys 10

At Dallas, Oct. 30, 1988

PHOENIX	0	0	3	13	—	16
DALLAS	0	0	10	0	—	10

Cowboys — FG Ruzek 39  
 Cowboys — Alexander 50 pass from Pelluer  
 (Ruzek kick)  
 Cardinals — FG Del Greco 32  
 Cardinals — Ferrell 14 pass from Lomax  
 (Del Greco kick)  
 Cardinals — Ferrell 1 run (kick failed)  
 Attendance — 42,196

Cardinals	Cowboys
First Downs.....15	11
Total Net Yards.....295	228
Net Yards Rushing.....160	125
Net Yards Passing.....135	103
Passes.....32-13	31-9
Passes Intercepted By.....2	0
Punts-Average.....9-42.5	9-42.1
Fumbles-Lost.....1-0	1-0
Penalties-Yards.....7-61	9-68

### Rushing

Cardinals — Ferrell, 19 for 110, 1 touchdown;  
 Jordan, 15 for 40; Lomax, 2 for 10.  
 Cowboys — Walker, 17 for 87; Newsome, 6  
 for 21; Martin, 1 for 9; Pelluer, 2 for 8.

### Passing

Cardinals — Lomax, 13 of 32 for 175 yards, 1  
 touchdown.  
 Cowboys — Pelluer, 9 of 31 for 132 yards, 1  
 touchdown, 2 interceptions.

### Receiving

Cardinals — Ferrell, 4 for 51, 1 touchdown;  
 Awat, 3 for 34; Jones, 2 for 51; Smith, 1 for 15;  
 Novacek, 1 for 14; Green, 1 for 7; Jordan, 1 for 3.  
 Cowboys — Alexander, 5 for 90, 1  
 touchdown; Newsome, 2 for 27; Gay, 1 for 9;  
 Martin, 1 for 6.

## N.Y. Giants 29, Cowboys 21

At New York, Nov. 6, 1988

DALLAS.....0	0	7	14— 21
N.Y. GIANTS.....10	16	0	3— 29

Giants — FG McFadden 37  
 Giants — Anderson 1 run (McFadden kick)  
 Giants — FG McFadden 50  
 Giants — Baker 22 pass from Simms  
 (McFadden kick)  
 Giants — Baker 6 pass from Simms (kick failed)  
 Cowboys — Folsom 1 pass from Sweeney  
 (Ruzek kick)  
 Cowboys — Irvin 9 pass from Sweeney  
 (Ruzek kick)  
 Giants — FG McFadden 47  
 Cowboys — Alexander 2 pass from Sweeney  
 (Ruzek kick)

Attendance — 75,826

Cowboys	Giants
First Downs.....21	15
Total Net Yards.....365	262
Net Yards Rushing.....103	111
Net Yards Passing.....262	151
Passes.....55-29	25-11
Passes Intercepted By.....1	0
Punts-Average.....7-43.6	5-48.2
Fumbles-Lost.....3-3	2-0
Penalties-Yards.....8-63	4-54

### Rushing

Cowboys — Walker, 20 for 96; Sweeney, 1 for  
 9; Pelluer, 1 for 6; Martin, 1 for — 8.

Giants — Morris, 19 for 56; Anderson, 9 for  
 32, 1 touchdown; Manuel, 1 for 14; Carthon, 2  
 for 6; Adams, 1 for 2; Simms, 5 for 1.

### Passing

Cowboys — Pelluer, 10 of 18 for 96 yards;  
 Sweeney, 19 of 37 for 189 yards, 3  
 touchdowns.  
 Giants — Simms, 11 of 25 for 165 yards, 2  
 touchdowns, 1 interception.

### Receiving

Cowboys — Alexander, 8 for 103, 1  
 touchdown; Martin, 7 for 65; Walker, 6 for 40;  
 Irvin, 3 for 28, 1 touchdown; Chandler, 2 for 30;  
 Fowler, 2 for 18; Folsom, 1 for 1, 1 touchdown.  
 Giants — Manuel, 5 for 106; Baker, 2 for 28, 2  
 touchdowns; Mowatt, 1 for 13; McConkey, 1  
 for 9; Anderson, 1 for 5; Bavaro, 1 for 4.

## Minnesota 43, Cowboys 3

At Dallas, Nov. 13, 1988

MINNESOTA.....17	0	17	9— 43
DALLAS.....0	3	0	— 3

Vikings — Jones 26 pass from Wilson  
 (C. Nelson kick)  
 Vikings — H. Thomas 2 fumble return  
 (C. Nelson kick)  
 Vikings — FG C. Nelson 39  
 Cowboys — FG Ruzek 50  
 Vikings — Jones 64 pass from Wilson  
 (C. Nelson kick)  
 Vikings — FG C. Nelson 27  
 Vikings — Jordan 3 pass from Wilson  
 (C. Nelson kick)  
 Vikings — Dozier 19 run (C. Nelson kick)  
 Vikings — Safety Doleman, Baker tackled  
 Sweeney in endzone  
 Attendance — 57,830

Vikings	Cowboys
First Downs.....18	12
Total Net Yards.....325	159
Net Yards Rushing.....103	110
Net Yards Passing.....222	49
Passes.....30-13	28-10
Passes Intercepted By.....4	1
Punts-Average.....7-40.8	6-41.6
Fumbles-Lost.....1-0	4-3
Penalties-Yards.....9-82	15-131

### Rushing

Vikings — Dozier, 4 for 34, 1 touchdown;  
 Wilson, 6 for 20; Fenney, 5 for 19; Anderson, 3  
 for 17; D. Nelson, 7 for 11; D. Harris, 4 for 2.  
 Cowboys — Walker, 21 for 86; Clack, 4 for 14;  
 Sweeney, 3 for 10.

### Passing

Vikings — Wilson, 12 of 27 for 240 yards, 3  
 touchdowns, 1 interception; Kramer, 1 of 3 for  
 11 yards.  
 Cowboys — Sweeney, 10 of 28 for 93 yards, 4  
 interceptions.

### Receiving

Vikings — Carter, 6 for 89; Jones, 3 for 132, 2  
 touchdowns; Gustafson, 1 for 11; Lewis, 1 for  
 10; Rice, 1 for 6; Jordan, 1 for 3, 1 touchdown.  
 Cowboys — Irvin, 2 for 42; Martin, 2 for 25;  
 Fowler, 2 for 14; Clack, 2 for — 3; Folsom, 1 for  
 11; Chandler, 1 for 4.

## Cincinnati 38, Cowboys 24

### At Dallas, Nov. 20, 1988

CINCINNATI.....7 17 7 7— 38  
DALLAS.....3 0 7 14— 24

Bengals — Brooks 51 run (Breech kick)  
Cowboys — FG Ruzek 44  
Bengals — Holman 20 pass from Esiason  
(Breech kick)  
Bengals — FG Breech 41  
Bengals — Holman 5 pass from Esiason  
(Breech kick)  
Cowboys — Walker 11 run (Ruzek kick)  
Bengals — Brooks 13 pass from Esiason  
(Breech kick)  
Bengals — Woods 10 run (Breech kick)  
Cowboys — Alexander 8 pass from Pelluer  
(Ruzek kick)  
Cowboys — Chandler 1 pass from Pelluer  
(Ruzek kick)  
Attendance — 37,865

Bengals	Cowboys
First Downs.....23	23
Total Net Yards.....410	355
Net Yards Rushing.....214	179
Net Yards Passing.....196	176
Passes.....29-16	36-20
Passes Intercepted By.....2	0
Punts-Average.....5-33.0	5-41.2
Fumbles-Lost.....2-1	1-0
Penalties-Yards.....6-56	13-114

### Rushing

Bengals — Brooks, 16 for 148, 1 touchdown;  
Woods, 10 for 47, 1 touchdown; Esiason, 3 for  
10; Wilson, 3 for 9.  
Cowboys — Walker, 27 for 131, 1 touchdown;  
Clack, 1 for 17; Sweeney, 2 for 15; Pelluer, 1  
for 12; Fowler, 1 for 4.

### Passing

Bengals — Esiason, 16 of 29 for 205 yards, 3  
touchdowns.  
Cowboys — Pelluer, 16 of 23 for 185 yards, 2  
touchdowns, 1 interception; Sweeney, 4 of 13  
for 32 yards, 1 interception.

### Receiving

Bengals — Holman, 6 for 81, 2 touchdowns;  
Collinsworth, 3 for 63; Brooks, 3 for 11, 1  
touchdown; Brown, 2 for 37; Woods, 1 for 7;  
McGee, 1 for 6.  
Cowboys — Irvin, 4 for 94; Clack, 4 for 40;  
Fowler, 4 for 17; Chandler, 2 for 22, 1  
touchdown; Walker, 2 for 16; Gay, 1 for 8;  
Cosbie, 1 for 7; Folsom, 1 for 7; Alexander, 1  
for 6, 1 touchdown.

## Houston 25, Cowboys 17

### At Dallas, Nov. 24, 1988

HOUSTON.....0 10 3 12— 25  
DALLAS.....7 3 7 0— 17

Cowboys — Walker 1 run (Ruzek kick)  
Houston — FG Zendejas 28  
Houston — Rozier 12 run (Zendejas kick)  
Cowboys — FG Ruzek 29  
Cowboys — Pelluer 3 run (Ruzek kick)

Houston — FG Zendejas 49  
Houston — Hill 5 pass from Moon (kick failed)  
Houston — FG Zendejas 47  
Houston — FG Zendejas 22  
Attendance — 50,845

### Oilers

Oilers	Cowboys
First Downs.....19	17
Total Net Yards.....355	282
Net Yards Rushing.....145	79
Net Yards Passing.....210	203
Passes.....29-15	32-17
Passes Intercepted By.....1	0
Punts-Average.....4-48.2	4-46.5
Fumbles-Lost.....1-0	1-1
Penalties-Yards.....4-30	2-10

### Rushing

Oilers — Rozier, 16 for 77, 1 touchdown;  
Highsmith, 7 for 46; Pinkett, 5 for 19; Moon, 4  
for 3.  
Cowboys — Walker, 22 for 69, 1 touchdown;  
Pelluer, 2 for 8, 1 touchdown; Clack, 1 for 2;  
Fowler, 1 for 0.

### Passing

Oilers — Moon, 15 of 29 for 226 yards,  
1 touchdown.  
Cowboys — Pelluer, 17 of 32 for 203 yards,  
1 interception.

### Receiving

Oilers — Hill, 9 for 113, 1 touchdown; Givins,  
3 for 63; Harris, 2 for 24; Highsmith, 1 for 26.  
Cowboys — Alexander, 5 for 89; Walker, 4 for  
20; Folsom, 3 for 31; Irvin, 1 for 22; Chandler,  
1 for 18; Clack, 1 for 14; Martin, 1 for 6; Fowler,  
1 for 3.

## Cleveland 24, Cowboys 21

### At Cleveland, Dec. 4, 1988

DALLAS.....0 14 0 7— 21  
CLEVELAND.....7 3 0 14— 24

Browns — Langhorne 73 pass from Kosar  
(Bahr kick)  
Cowboys — Clack 7 pass from Pelluer  
(Ruzek kick)  
Browns — FG Bahr 25  
Cowboys — Folsom 5 pass from Pelluer  
(Ruzek kick)  
Browns — Fontenot 14 pass from Kosar  
(Bahr kick)  
Browns — Weathers 36 pass from Kosar  
(Bahr kick)  
Cowboys — Walker 4 run (Ruzek kick)  
Attendance — 77,683

### Cowboys

Cowboys	Browns
First Downs.....22	16
Total Net Yards.....410	302
Net Yards Rushing.....163	27
Net Yards Passing.....247	275
Passes.....32-20	27-19
Passes Intercepted By.....0	0
Punts-Average.....3-41.3	3-43.3
Fumbles-Lost.....2-1	1-1
Penalties-Yards.....17-142	9-60

## Rushing

Cowboys — Walker, 25 for 134, 1 touchdown; Pelluer, 5 for 28; Clack, 2 for 1.  
 Browns — Byner, 10 for 24; Mack, 7 for 7; Fontenot, 1 for 3; Manoa, 1 for 1; Bahr, 1 for —.

## Passing

Cowboys — Pelluer, 20 of 32 for 247 yards, 2 touchdowns.  
 Browns — Kosar, 19 of 27 for 308 yards, 3 touchdowns.

## Receiving

Cowboys — Clack, 5 for 36, 1 touchdown; Gay, 3 for 62; Walker, 3 for 7; Irvin, 2 for 37; Martin, 2 for 24; Burbage, 1 for 41; Chandler, 1 for 12; Fowler, 1 for 12; Alexander, 1 for 11; Folsom, 1 for 5, 1 touchdown.  
 Browns — Brennan, 6 for 71; Weathers, 3 for 60, 1 touchdown; Fontenot, 3 for 41, 1 touchdown; Langhorne, 2 for 79, 1 touchdown; Newsome, 2 for 18; Byner, 1 for 29; McNeil, 1 for 9; Mack, 1 for 1.

## Cowboys 24, Washington 17

At Washington, Dec. 11, 1988

DALLAS ..... 3 7 7 7— 24  
 WASHINGTON ..... 3 0 14 0— 17

Cowboys — FG Ruzek 22  
 Redskins — FG Lohmiller 41  
 Cowboys — Irvin 24 pass from Pelluer (Ruzek kick)  
 Cowboys — Irvin 61 pass from Pelluer (Ruzek kick)  
 Redskins — Sanders 40 pass from Williams (Lohmiller kick)  
 Redskins — Orr 55 pass from Rypien (Lohmiller kick)  
 Cowboys — Irvin 12 pass from Pelluer (Ruzek kick)

Attendance — 51,526

	Cowboys	Redskins
First Downs	21	15
Total Net Yards	444	372
Net Yards Rushing	124	24
Net Yards Passing	320	348
Passes	36-21	46-20
Passes Intercepted By	3	1
Punts-Average	6-29.5	4-35.2
Fumbles-Lost	2-1	4-2
Penalties-Yards	12-81	4-21

## Rushing

Cowboys — Walker, 27 for 98; Pelluer, 4 for 13; Martin, 1 for 11; Fowler, 1 for 2.  
 Redskins — Morris, 13 for 25; Oliphant, 1 for —.

## Passing

Cowboys — Pelluer, 21 of 36 for 333 yards, 3 touchdowns, 1 interception.  
 Redskins — Williams, 17 of 40 for 274 yards, 1 touchdown, 2 interceptions; Rypien, 3 of 6 for 74 yards, 1 touchdown, 1 interception.

## Receiving

Cowboys — Irvin, 6 for 149, 3 touchdowns; Martin, 5 for 77; Clack, 4 for 32; Alexander, 3 for 35; Walker, 2 for 33; Chandler, 1 for 7.  
 Redskins — Monk, 7 for 103; Orr, 3 for 104, 1 touchdown; Sanders, 3 for 63, 1 touchdown; Clark, 3 for 49; Oliphant, 3 for 20; Warren, 1 for 9.

## Philadelphia 23, Cowboys 7

At Dallas, Dec. 18, 1988

PHILADELPHIA ..... 0 10 7 6— 23  
 DALLAS ..... 7 0 0 0— 7

Cowboys — Walker 1 run (Ruzek kick)  
 Eagles — FG Zendejas 37  
 Eagles — Keith Jackson 12 pass from Cunningham (Zendejas kick)  
 Eagles — Quick 15 pass from Cunningham (Zendejas kick)  
 Eagles — FG Zendejas 27  
 Eagles — FG Zendejas 27  
 Attendance — 46,131

	Eagles	Cowboys
First Downs	18	13
Total Net Yards	371	239
Net Yards Rushing	133	137
Net Yards Passing	238	102
Passes	38-20	26-10
Passes Intercepted By	3	0
Punts-Average	7-38.2	7-43.1
Fumbles-Lost	0-0	0-0
Penalties-Yards	7-60	8-66

## Rushing

Eagles — Cunningham, 5 for 50; Haddix, 6 for 27; Toney, 8 for 24; Byars, 8 for 21; Abercrombie, 3 for 11.  
 Cowboys — Walker, 23 for 63, 1 touchdown; Pelluer, 4 for 54; Clack, 3 for 20.

## Passing

Eagles — Cunningham, 20 of 38 for 238 yards, 2 touchdowns.  
 Cowboys — Pelluer, 10 of 26 for 119 yards, 3 interception.

## Receiving

Eagles — Keith Jackson, 7 for 92, 1 touchdown; Quick, 3 for 68, 1 touchdown; Carter, 3 for 34; Toney, 3 for 11; Byars, 2 for 7; Johnson, 1 for 28; Abercrombie, 1 for —.  
 Cowboys — Irvin, 2 for 35; Alexander, 2 for 24; Folsom, 1 for 20; Gay, 1 for 13; Burbage, 1 for 9; Chandler, 1 for 9; Clack, 1 for 7; Newton, 1 for 2.




## 1988 RESULTS AND ATTENDANCE

(L)	21	@ Pittsburgh	56,813	24	(SO)
(W)	17	@ Phoenix	67,139	14	(SO)
(L)	10	N.Y. GIANTS	55,325	12	
(W)	26	ATLANTA	39,702	20	
(L)	17	@ New Orleans	68,474	20	(SO)
(L)	17	WASHINGTON	63,235	35	(SO)
(L)	7	@ Chicago	64,759	17	(SO)
(L)	23	@ Philadelphia	66,309	24	(SO)
(L)	10	PHOENIX	42,196	16	
(L)	21	@ N.Y. Giants	75,826	29	(SO)
(L)	3	MINNESOTA	57,830	43	
(L)	24	CINCINNATI	37,865	38	
(L)	17	HOUSTON	50,845	25	
(L)	21	@ Cleveland	77,683	24	(SO)
(W)	24	@ Washington	51,526	17	(SO)
(L)	7	PHILADELPHIA	46,131	23	

TOTAL NET YARDS	5483	5414
Avg. Per Game	342.7	338.4
Total Plays	1059	1023
Avg. Per Play	5.2	5.3
NET YARDS RUSHING	1995	1858
Avg. Per Game	124.7	116.1
Total Rushes	469	454
Avg. Per Rush	4.3	4.1
NET YARDS PASSING	3488	3556
Avg. Per Game	218.0	222.3
Tackled/Yards Lost	35/239	46/327
Gross Yards	3727	3883
Attempts/ Completions	555/307	523/264
Pct. of Completions	55.3	50.5
Had Intercepted	27	10
PUNTS/AVERAGE	80/40.9	86/41.6
Net Punting Average	34.2	36.0
PUNT RETURNS/AVERAGE	45/8.0	37/6.5
KICKOFF RETURNS/AVERAGE	69/20.4	56/18.9
INTERCEPTIONS/AVG. RET.	10/6.7	27/11.6
PENALTIES/YARDS	141/1148	92/772
FUMBLES/BALL LOST	22/13	24/9
TOUCHDOWNS	32	44
Rushing	10	13
Passing	21	30
Returns	1	1
EXTRA POINTS/ATTEMPTS	32/32	41/44
FIELD GOALS/ATTEMPTS	13/25	24/29
TOTAL POINTS	265	381
AVG. TIME OF POSSESSION	30:41	29:19

## 1988 TEAM STATISTICS

	DALLAS	OPP
FIRST DOWNS	311	297
Rushing	112	93
Passing	175	180
Penalty	24	24
Third Down-Made/Att	84/217	89/226
Third Down Efficiency	38.7	39.4
Fourth Down-Made/Att	7/16	4/11



# Dallas Cowboys 1988 Final Statistics

RUSHING					
Player	Att.	Yds.	Avg.	Lg.	TD
Walker	361	1514	4.2	38	5
Pelluer	51	314	6.2	27	2
Newsome	32	75	2.3	8	3
Clack	11	54	4.9	17	0
Sweeney	6	34	5.7	10	0
Fowler	3	6	2.0	4	0
Irvin	1	2	2.0	2	0
Martin	4	-4	-1.0	11	0
Totals	469	1995	4.3	38	0
Opp. Totals	454	1858	4.1	51t	13

SCORE BY QUARTERS						
	1	2	3	4	OT	T
COWBOYS	71	47	64	83	—	265
Opponents	80	125	74	102	—	381

FIELD GOALS					
	11-19	20-29	30-39	40-49	50+
COWBOYS	0-0	4-5	4-7	4-10	1-3
Opponents	0-0	9-9	8-9	6-10	1-1

Zendejas: (49M); (47.49M)  
 Ruzek: (-); (-); (41.28M); (43M.24); (39M.39); (45.53M); (42M.35M); (26.34.30); (39); (-); (50); (44); (29); (488.50M); (22.47M.37M); (-)

Opponents: (32.46M); (40M); (32); (43.24); (27.49); (40M); (21.42M); (39); (32); (37.50.47); (39.27); (41); (28.49.47.22); (25); (41); (37.35M.27.27)

SCORING							
	TDR	TDP	TDRt	FG	PAT	S	TP
Ruzek	0	0	0	12/22	27/27	0	63
Walker	5	2	0	0	0	0	42
Alexander	0	6	0	0	0	0	36
Irvin	0	5	0	0	0	0	30
Martin	0	3	0	0	0	0	18
Newsome	3	0	0	0	0	0	18
Folsom	0	2	0	0	0	0	12
Pelluer	2	0	0	0	0	0	12
Noonan	0	0	1a	0	0	1b	8
Zendejas	0	0	0	1/3	5/5	0	8
Chandler	0	1	0	0	0	0	6
Clack	0	1	0	0	0	0	6
Gay	0	1	0	0	0	0	6
Totals	10	21	1	13/25	32/32	1	265
Opp. Totals	13	30	1#	24/29	41/44	2*	381

a 17 int. ret. vs. Atlanta (9/25)  
 b vs. Atlanta (9/25)  
 \* Collins, Giants (9/18)  
 Doleman/Baker, Minn. (11/13)  
 # H. Thomas, Minn., 2 fum. ret. (11/13)

PASSING												
Player	Att.	Comp.	Yds.	Pct.	Att.	Avg.		Pct.	Lg.	Traps/Yds.	Rating	
						TD	TD					
Pelluer	435	245	3139	56.3	7.22	17	3.9	19	4.4	61t	21/112	73.9
D. White	42	29	274	69.1	6.52	1	2.4	3	7.1	24	5/47	65.0
Sweeney	78	33	314	42.3	4.03	3	3.9	5	6.4	28	9/80	40.2
Totals	555	307	3727	55.3	6.72	21	3.8	27	4.9	61t	35/239	68.5
Opp. Totals	523	264	3883	50.5	7.43	30	5.7	10	1.9	73t	46/327	86.2

PUNTING								
Player	No.	Yds.	Avg.	TB	In.			
					20	Lg.	Bl.	
Saxon	80	3271	40.9	15	24	55	0	34.2
Totals	80	3271	40.9	15	24	55	0	34.2
Opp. Totals	86	3574	41.6	6	19	70	0	36.0

RECEIVING					
Player	No.	Yds.	Avg.	Lg.	TD
Alexander	54	788	14.6	50t	6
Walker	53	505	9.5	50	2
Martin	49	622	12.7	35t	3
Irvin	32	654	20.4	61t	5
Newsome	30	236	7.9	32	0
Chandler	18	186	10.3	29	1
Clack	17	126	7.4	18	1
Gay	15	205	13.7	25	1
Cosbie	12	112	9.3	21	0
Fowler	10	64	6.4	13	0
Folsom	9	84	9.3	20	2
Edwards	5	93	18.6	27	0
Burbage	2	50	25.0	41	0
Newton	1	2	2.0	2	0
Totals	307	3727	12.1	61t	21
Opp. Totals	264	3883	14.7	73t	30

INTERCEPTIONS					
Player	No.	Yds.	Avg.	Lg.	TD
Williams	2	18	9.0	12	0
Downs	2	3	1.5	3	0
Walls	2	0	0.0	0	0
Francis	1	29	29.0	29	0
Noonan	1	17	17.0	17t	1
Bates	1	0	0.0	0	0
Hendrix	1	0	0.0	0	0
Totals	10	67	6.7	29	1
Opp. Totals	27	314	11.6	66	0

KICKOFF RETURNS					
Player	No.	Yds.	Avg.	Lg.	TD
Burbage	20	448	22.4	53	0
Clack	32	690	21.6	40	0
Martin	12	210	17.5	31	0
Higgs	2	31	15.5	17	0
Smith	2	24	12.0	13	0
B. White	1	7	7.0	7	0
Totals	69	1410	20.4	53	0
Opp. Totals	56	1060	18.9	44	0

PUNT RETURNS									
Player	No.	FC	Yds.	Avg.	Lg.	TD			
Martin	44	15	360	8.2	21	0			
Walls	1	0	0	0.0	0	0			
Totals	45	15	360	8.0	21	0			
Opp. Totals	37	15	239	6.5	18	0			

# COWBOYS 1988 DEFENSIVE STATISTICS

Sixteen Games

## Tackles (Primary-Assists — Combined)

1. Bates	85-39 — 124	12. Hendrix	21-10 — 31
2. Lockhart	72-49 — 121	13. Walen	19- 6 — 25
3. Cobb	54-50 — 104	14. Francis	20- 5 — 25
4. Downs	58-32 — 90	15. DeOssie	12-11 — 23
5. Noonan	49-35 — 84	16. Albritton	16- 2 — 18
6. Jeffcoat	52-28 — 80	17. R. White	8- 8 — 16
7. Burton	42-32 — 74	18. Jax	7- 6 — 13
8. Brooks	44-27 — 71	19. V. Scott	6- 3 — 9
9. Walls	47-14 — 61	20. Owens	5- 2 — 7
10. Williams	50-10 — 60	21. Wright	4- 1 — 5
11. Jones	43-14 — 57		

**QB Traps (46)** — Cobb 7½, Noonan 7½, Jones 7, Jeffcoat 6½, Brooks 5, Walen 4, Albritton 2, Burton 2, R. White 1½, Owens 1, Walls 1, Bates ½, Downs ½.

**Interceptions (10)** — Downs 2, Walls 2, Williams 2, Bates 1, Francis 1, Hendrix 1, Noonan 1.

**Passes Defensed (100)** — Walls 20, Williams 19, Jones 14, Downs 10, Francis 7, Bates 6, Hendrix 6, Burton 5, Lockhart 3, Owens 2, V. Scott 2, Cobb 1, DeOssie 1, Jeffcoat 1, Noonan 1, Norton 1, R. White 1.

**Fumbles Recovered (9)** — Jones 2, Bates 1, Burton 1, Cobb 1, Downs 1, Jax 1, Norton 1, Walls 1.

**Forced Fumbles (13)** — Jeffcoat 3½, Jones 2, Lockhart 2, Albritton 1, Burton 1, Cobb 1, Fowler 1, S. Scott 1, Downs ½.

## 1988 SPECIAL TEAMS STATISTICS

Sixteen Games

### Tackles (Primary-Assists — Combined)

1. Jax	13-11 — 24	13. Albritton	2- 3 — 5
2. Bates	11-11 — 22	14. Francis	2- 2 — 4
3. DeOssie	11- 9 — 20	15. S. Scott	2- 0 — 2
4. Owens	7- 6 — 13	16. V. Scott	1- 1 — 2
5. Fowler	7- 5 — 12	17. Norton	1- 0 — 1
6. Hendrix	6- 5 — 11	Clack	1- 0 — 1
7. Burton	5- 6 — 11	Gogan	1- 0 — 1
8. Williams	5- 5 — 10	Higgs	1- 0 — 1
9. Lockhart	7- 2 — 9	Walen	1- 0 — 1
10. Walls	6- 2 — 8	22. Downs	0- 1 — 1
11. Burbage	4- 2 — 6	23. Ruzek	0- 1 — 1
12. Cobb	3- 3 — 6		

# Cowboys All-Time Leaders

## RUSHING

Player	Att.	Yds.	Avg.	Long	TD
1. Dorsett, Tony (1977-87)	2,755	12,036	4.4	99	72
2. Perkins, Don (1961-68)	1,500	6,217	4.1	59	42
3. Hill, Calvin (1969-74)	1,166	5,009	4.3	55	39
4. Newhouse, Robert (1972-83)	1,160	4,784	4.1	54	31
5. Garrison, Walt (1966-74)	899	3,886	4.3	41	30
6. Walker, Herschel (1986-88)	721	3,142	4.4	84	24
7. Staubach, Roger (1969-79)	410	2,264	5.5	33	20
8. Springs, Ron (1979-84)	604	2,180	3.6	46	28
9. Marsh, Amos (1961-64)	427	2,065	4.8	71	14
10. Reeves, Dan (1965-72)	535	1,990	3.7	67	25

## PASSING (Min. 1500 attempts)

Player	Att.	Comp.	Pct.	Yds.	TD	Int.	Rating
1. Staubach, R. (1969-79)	2,958	1,685	57.0	22,700	153	109	83.5
2. White, Danny (1976-88)	2,950	1,761	59.7	21,959	155	132	81.7
3. Meredith, D. (1960-68)	2,308	1,170	50.7	17,199	135	111	74.7

## RECEIVING


Player	No.	Yds.	Avg.	Long	TD
1. Pearson, Drew (1973-83)	489	7,822	16.0	67	48
2. Hill, Tony (1977-86)	479	7,988	16.7	75	51
3. Dorsett, Tony (1977-87)	382	3,432	9.0	91	13
4. Hayes, Bob (1965-74)	365	7,295	20.0	95	71
5. Cosbie, Doug (1979-88)	300	3,728	12.4	61	30
6. Clarke, Frank (1960-67)	281	5,214	18.6	80	50
7. DuPree, Billy Joe (1973-83)	267	3,565	13.4	42	41
8. Springs, Ron (1979-84)	222	2,029	9.1	80	50
9. Newsome, Timmy (1980-88)	212	1,966	9.3	52	11
10. Pearson, Preston (1975-80)	189	2,274	12.0	49	11
10. Walker, Herschel (1986-88)	189	2,057	10.9	84	5

## PUNTING (Min. 300)

Player	No.	Avg.	Long	Blik.
1. Saxon, Mike (1985-88)	315	40.8	63	2
2. White, Danny (1976-84)	611	40.1	73	4

## INTERCEPTIONS

Player	No.	Yds.	Avg.	Long	TD
1. Renfro, Mel (1964-77)	52	626	12.0	90	3
2. Walls, Everson (1981-88)	44	391	8.9	37	0
3. Waters, Charlie (1970-78, 1980-81)	41	584	14.2	56	2
4. Thurman, Dennis (1978-85)	36	562	15.6	96	4
5. Downs, Michael (1981-88)	34	433	12.7	31	1
5. Green, Cornell (1962-74)	34	552	16.2	59	2
7. Jordan, Lee Roy (1963-70)	32	472	14.8	49	3
8. Harris, Cliff (1970-79)	29	281	9.7	60	1
9. Howley, Chuck (1961-73)	24	395	16.5	58	2
10. Bishop, Don (1960-65)	22	364	16.5	57	0



**THE RECORDS**

# Cowboys Leaders By Years

Year	Player	RUSHING					NFL/ NFC Rank
		Att.	Yds.	Avg.	Long	TD	
1960	Dupre, L. G.	104	362	3.5	18	3	20
1961	*Perkins, Don	200	815	4.1	47	4	6
1962	Perkins, Don	222	945	4.3	35	7	5
1963	Perkins, Don	149	614	4.1	19t	7	10
1964	Perkins, Don	174	768	4.4	59	6	5
1965	Perkins, Don	177	690	3.9	43	0	7
1966	Reeves, Dan	175	757	4.3	67t	8	6
1967	Perkins, Don	201	823	4.1	30	6	6
1968	Perkins, Don	191	836	4.4	28t	4	6
1969	*Hill, Calvin	204	942	4.6	55	8	2
1970	*Thomas, Duane	151	803	5.3	47t	5	8/5
1971	Thomas, Duane	175	793	4.5	56t	11	11/7
1972	Hill, Calvin	245	1,036	4.2	26	6	7/3
1973	Hill, Calvin	273	1,142	4.2	21	6	3/2
1974	Hill, Calvin	185	844	4.6	27	7	8/3
1975	Newhouse, Robert	209	930	4.4	29	2	9/4
1976	Dennison, Doug	153	542	3.5	14	6	35/18
1977	*Dorsett, Tony	208	1,007	4.8	84t	12	9/4
1978	Dorsett, Tony	290	1,325	4.6	63t	7	3/2
1979	Dorsett, Tony	250	1,107	4.4	41	6	11/8
1980	Dorsett, Tony	278	1,185	4.3	56	11	6/6
1981	Dorsett, Tony	342	1,646	4.8	75t	4	2/2
1982	Dorsett, Tony	177	745	4.2	99t	5	2/1
1983	Dorsett, Tony	289	1,321	4.6	77	8	6/5
1984	Dorsett, Tony	302	1,189	3.9	31t	6	7/7
1985	Dorsett, Tony	305	1,307	4.3	60t	7	6/4
1986	Dorsett, Tony	184	748	4.1	33	5	19/11
1987	Walker, Herschel	209	891	4.3	60t	7	6/3
1988	Walker, Herschel	361	1,514	4.2	38	5	2/1

Year	Player	PASSING						NFL/ NFC Rank	
		Att.	Comp.	Pct.	Yds.	TD	Int.		Rating
1960	LeBaron, E.	225	111	49.3	1,736	12	25	53.4	8
1961	LeBaron, E.	236	120	50.8	1,741	14	16	66.5	9
1962	LeBaron, E.	166	95	57.2	1,436	16	9	95.3	3
1963	Meredith, D.	310	167	53.9	2,381	17	18	73.2	10
1964	Meredith, D.	323	158	48.9	2,143	9	16	67.3	15
1965	Meredith, D.	305	141	46.2	2,415	22	13	79.7	8
1966	Meredith, D.	344	177	51.5	2,805	24	12	87.7	4
1967	Meredith, D.	255	128	50.2	1,834	16	16	68.6	8
1968	Meredith, D.	309	171	55.3	2,500	21	12	88.3	2
1969	Morton, C.	302	162	53.6	2,619	21	15	85.4	5
1970	Morton, C.	207	102	49.3	1,819	15	7	89.7	5/4
1971	Staubach, R.	211	126	59.7	1,882	15	4	104.8	1/1
1972	Morton, C.	339	185	54.6	2,396	15	21	65.9	15/7
1973	Staubach, R.	286	179	62.6	2,428	23	15	94.6	1/1
1974	Staubach, R.	360	190	52.8	2,552	11	15	68.5	14/7
1975	Staubach, R.	348	198	56.9	2,666	17	16	78.6	8/2
1976	Staubach, R.	369	208	56.4	2,715	14	11	79.9	8/5
1977	Staubach, R.	361	210	58.2	2,620	18	9	87.1	2/1
1978	Staubach, R.	413	231	55.9	3,190	25	16	84.9	1/1
1979	Staubach, R.	461	267	57.9	3,586	27	11	92.4	1/1
1980	White, D.	436	260	59.6	3,287	28	25	80.8	9/7
1981	White, D.	391	223	57.0	3,098	22	13	87.5	5/2
1982	White, D.	247	156	63.2	2,079	16	12	91.1	4/2

\*Rookie

**PUNT RETURNS (Min. 75 Returns)**

Player	No.	Yds.	Avg.	Long	TD
1. Hayes, Bob (1965-74)	104	1,158	11.1	90	3
2. Johnson, Butch (1976-83)	146	1,313	9.0	55	0
3. Jones, James (1980-85)	87	736	8.5	52	0
4. Renfro, Mel (1964-77)	109	842	7.7	69	1

**KICKOFF RETURNS (Min. 75 Returns)**

Player	No.	Yds.	Avg.	Long	TD
1. Renfro, Mel (1964-77)	85	2,246	26.4	100	2
2. Johnson, Butch (1976-83)	79	1,832	23.2	74	0
3. Clack, Darryl (1986-88)	80	1,746	21.8	51	0

**SCORING**

Player	TD	PAT	FG	Total
1. Septien, Rafael (1978-86)	—	388	162	874
2. Dorsett, Tony (1977-87)	86	—	—	516
3. Hayes, Bob (1965-74)	76	—	—	456
4. Clark, Mike (1968-71, 1973)	—	180	69	387
5. Fritsch, Toni (1971-73, 1975)	—	119	66	317
6. Hill, Tony (1977-86)	51	—	—	306
6. Clarke, Frank (1960-67)	51	—	—	306
8. Pearson, Drew (1973-83)	50	—	—	300
9. Perkins, Don (1961-68)	45	—	—	270
9. Hill, Calvin (1969-74)	45	—	—	270

**FIELD GOALS (Min. 60 Made)**

Player	Att.	Made	Pct.	Long
1. Septien, Rafael (1978-86)	226	162	.717	53
2. Fritsch, Toni (1971-73, 75)	107	66	.617	54
3. Clark, Mike (1968-71, 1973)	119	69	.580	50

**ALL-TIME COMBINED YARDAGE**

Player	Total	Rush	Rec.	Int. Ret.	Punt Ret.	Kick Ret.	Fum. Ret.
1. Dorsett, Tony (1977-87)	15,501	12,036	3,432	0	0	0	33
2. Hayes, Bob (1965-74)	9,104	70	7,295	0	1,158	581	0
3. Hill, Tony (1977-86)	8,436	84	7,988	0	268	96	0
4. Pearson, Drew (1973-83)	8,180	190	7,822	0	13	155	0
5. Perkins, Don (1961-68)	8,005	6,217	1,310	0	8	443	0

**ALL-TIME RUSHING-RECEIVING**

Player	Rushing	Receiving	Total
1. Dorsett, Tony (1977-87)	12,036	3,432	15,468
2. Hill, Tony (1977-86)	84	7,988	8,072
3. Pearson, Drew (1973-83)	190	7,822	8,012
4. Perkins, Don (1961-68)	6,217	1,310	7,527
5. Hayes, Bob (1965-74)	70	7,295	7,365

## Leaders By Years (Cont.)

Year	Player	PUNTING (Cont.)			Had Blocked	NFL/ NFC
		No.	Avg.	Long		Rank
1973	Bateman, Marv	55	41.6	62	2	11/7
1974	*Carrell, Duane	40	39.8	59	0	11/5
1975	*Hoopes, Mitch	68	39.4	55	1	16/9
1976	*White, Danny	70	38.4	54	2	20/9
1977	White, Danny	80	39.6	57	1	12/8
1978	White, Danny	76	40.5	56	1	8/5
1979	White, Danny	76	41.7	73	0	4/2
1980	White, Danny	71	40.9	58	0	10/5
1981	White, Danny	81	40.8	60	0	14/8
1982	White, Danny	37	41.7	56	0	8/5
1983	White, Danny	38	40.6	50	1	DNQ
1984	White, Danny	82	38.4	54	0	28/14
1985	*Saxon, Mike	81	41.9	57	1	13/8
1986	Saxon, Mike	86	40.7	58	1	15/9
1987	Saxon, Mike	68	39.5	63	0	20/10
1988	Saxon, Mike	80	40.9	55	0	10/4

Year	Player	SCORING				Tot.	NFL/ NFC
		TD	PAT	FG	Rank		
1960	Cone, Fred	0	21	6	39	27	
1961	Clarke, Frank	9	0	0	54	22	
1962	Baker, Sam	0	50	14	92	6	
1963	Baker, Sam	0	38	9	65	14	
1964	*VanRaaphorst, Dick	0	28	14	70	13	
1965	Villanueva, Danny	0	37	16	85	10	
1966	Villanueva, Danny	0	56	17	107	2	
1967	Hayes, Bob	11	0	0	66	16	
	Reeves, Dan	11	0	0	66		
1968	Clark, Mike	0	54	17	105	2	
1969	Clark, Mike	0	43	20	103	2	
1970	Clark, Mike	0	35	18	89	12/8	
1971	Clark, Mike	0	47	13	86	13/7	
1972	Fritsch, Toni	0	36	21	99	7/3	
1973	Fritsch, Toni	0	43	18	97	11/7	
1974	*Herrera, Efren	0	33	8	57	26/9	
1975	Fritsch, Toni	0	38	22	104	3/2	
1976	Herrera, Efren	0	34	18	88	6/4	
1977	Herrera, Efren	0	39	18	93	3/2	
1978	Septien, Rafael	0	46	16	94	5/2	
1979	Septien, Rafael	0	40	19	97	8/3	
1980	Septien, Rafael	0	59	11	92	13/6	
1981	Septien, Rafael	0	40	27	122	1/1	
1982	Septien, Rafael	0	28	10	58	11/5	
1983	Septien, Rafael	0	57	22	123	5/5	
1984	Septien, Rafael	0	33	23	102	13/6	
1985	Septien, Rafael	0	42	19	99	17/8	
1986	Septien, Rafael	0	43	15	88	20/9	
1987	Ruzek, Roger	0	26	22	92	5/3	
1988	Ruzek, Roger	0	27	12	63	36/17	

Year	Player	FIELD GOALS			Long	NFL/ NFC
		Att.	Made	Pct.		Rank
1960	Cone, Fred	13	6	.462	45	12
1961	Bielski, Dick	9	6	.667	42	13
1962	Baker, Sam	27	14	.519	53	3

\*Rookie

## Leaders By Years (Cont.)

Year	Player	PASSING (Cont.)						NFL/ NFC	
		Att.	Comp.	Pct.	Yds.	TD	Int.	Rating	Rank
1983	White, D. ....	533	334	62.7	3,980	29	23	85.6	9/6
1984	White, D. ....	233	126	54.1	1,580	11	11	71.5	22/11
1985	White, D. ....	450	267	59.3	3,157	21	17	80.6	9/4
1986	Pelluer, S. ....	378	215	56.9	2,727	8	17	67.9	20/9
1987	White, D. ....	362	215	59.4	2,617	12	17	73.2	19/9
1988	Pelluer, S. ....	435	245	56.3	3,139	17	19	73.9	16/9

Year	Player	RECEIVING						NFL/ NFC
		No.	Yds.	Avg.	Long	TD	Rank	
1960	Doran, Jim .....	31	554	17.9	75t	3		21
1961	Howton, Billy .....	56	785	14.0	53	4		6
1962	Howton, Billy .....	49	706	14.4	69t	6		15
1963	Clarke, Frank .....	43	833	19.4	75t	10		3
1964	Clarke, Frank .....	65	973	15.0	49	5		3
1965	*Hayes, Bob .....	46	1,003	21.8	82t	12		13
1966	Hayes, Bob .....	64	1,232	19.3	95t	13		4
1967	Rentzel, Lance .....	58	996	17.2	74t	8		6
1968	Rentzel, Lance .....	54	1,009	18.7	65t	6		3
1969	Rentzel, Lance .....	43	960	22.3	75t	12		20
1970	Hayes, Bob .....	34	889	26.1	89t	10		45/26
1971	Garrison, Walt .....	40	396	9.9	36	1		23/10
1972	Hill, Calvin .....	43	364	8.5	33t	3		18/9
1973	Hill, Calvin .....	32	290	9.1	29	0		36/21
1974	Pearson, Drew .....	62	1,087	17.9	50t	2		3/2
1975	Pearson, Drew .....	46	822	17.9	46t	8		16/9
1976	Pearson, Drew .....	58	806	13.9	54	6		4/1
1977	Pearson, Drew .....	48	870	18.1	67	2		9/3
1978	Pearson, Drew .....	47	526	11.2	34	0		26/15
1979	Hill, Tony .....	60	1,062	17.7	75t	10		12/6
1980	Hill, Tony .....	60	1,055	17.6	58t	8		16/9
1981	Hill, Tony .....	46	953	20.7	63t	4		47/26
	Springs, Ron .....	46	359	7.8	32t	2		
1982	Hill, Tony .....	35	526	15.0	47	1		22/8
1983	Springs, Ron .....	73	589	8.1	80t	1		9/4
1984	Cosbie, Doug .....	60	789	13.2	36	4		28/12
1985	Hill, Tony .....	74	1,113	15.0	53t	7		9/3
1986	Walker, Herschel .....	76	837	11.0	84t	2		9/4
1987	Walker, Herschel .....	60	715	11.9	44	1		5/4
1988	Alexander, Ray .....	54	788	14.6	50t	6		34/21

Year	Player	PUNTING				NFL/ NFC
		No.	Avg.	Long	Had Blocked	Rank
1960	Sherer, Dave .....	57	42.5	67	1	7
1961	*Green, Allen .....	61	36.7	53	1	14
1962	Baker, Sam .....	57	45.4	72	0	3
1963	Baker, Sam .....	71	44.2	64	0	7
1964	*Lothridge, Billy .....	62	40.3	75	1	15
1965	Villanueva, Danny .....	60	41.8	58	0	10
1966	Villanueva, Danny .....	65	39.2	58	1	13
1967	Villanueva, Danny .....	67	40.4	57	0	9
1968	Widby, Ron .....	59	40.9	84	0	5
1969	Widby, Ron .....	63	43.3	62	0	2
1970	Widby, Ron .....	69	41.3	59	1	10/2
1971	Widby, Ron .....	56	41.6	59	1	8/3
1972	*Bateman, Marv .....	51	38.2	61	0	24/13

\*Rookie

## Leaders By Years (Cont.)

Year	Player	FIELD GOALS (Cont.)				NFL/ NFC Rank
		Att.	Made	Pct.	Long	
1963	Baker, Sam	20	9	.450	53	12
1964	*VanRaaphorst, Dick	29	14	.483	43	8
1965	Villanueva, Danny	27	16	.593	41	7
1966	Villanueva, Danny	31	17	.548	37	8
1967	Villanueva, Danny	23	9	.391	34	14
1968	Clark, Mike	29	17	.586	50	7
1969	Clark, Mike	36	20	.555	47	5
1970	Clark, Mike	27	18	.667	43	7/4
1971	Clark, Mike	25	13	.520	48	19/9
1972	Fritsch, Toni	36	21	.583	54	18/8
1973	Fritsch, Toni	28	18	.643	37	12/4
1974	*Herrera, Eflen	13	8	.615	39	11/5
1975	Fritsch, Toni	35	22	.629	43	14/8
1976	Herrera, Eflen	23	18	.783	46	1/1
1977	Herrera, Eflen	29	18	.621	52	12/1
1978	Septien, Rafael	26	16	.615	48	17/9
1979	Septien, Rafael	29	19	.655	51	9/4
1980	Septien, Rafael	17	11	.647	52	13/7
1981	Septien, Rafael	35	27	.771	47	4/3
1982	Septien, Rafael	14	10	.714	53	13/6
1983	Septien, Rafael	27	22	.815	47	7/3
1984	Septien, Rafael	29	23	.793	52	4/3
1985	Septien, Rafael	28	19	.679	53	18/9
1986	Septien, Rafael	21	15	.714	50	11/5
1987	Ruzek, Roger	25	22	.880	49	2/1
1988	Ruzek, Roger	22	12	.546	50	25/14

Year	Player	KICKOFF RETURNS					NFL/ NFC Rank
		No.	Yds.	Avg.	Long	TD	
1960	Franckhauser, Tom	26	526	20.2	46	0	19
1961	*Marsh, Amos	26	667	25.7	79	0	13
1962	Marsh, Amos	29	725	25.0	101t	1	10
1963	*Stiger, Jim	18	432	24.0	66	0	12
1964	*Renfro, Mel	40	1,017	25.4	65	0	7
1965	Renfro, Mel	21	630	30.0	100t	1	4
1966	Renfro, Mel	19	487	25.6	87t	1	9
1967	Garrison, Walt	20	366	18.3	36	0	23
1968	Baynham, Craig	23	590	25.7	40	0	7
1969	*Flowers, Richmond	11	283	25.7	30	0	29
1970	*Thomas, Duane	19	416	21.9	33	0	23/10
1971	Harris, Cliff	29	823	28.4	77	0	4/4
1972	Harris, Cliff	26	615	23.7	44	0	23/11
1973	Montgomery, Mike	6	175	29.2	63	0	DNQ
1974	*Morgan, Dennis	35	823	23.5	43	0	21/11
1975	Pearson, Preston	16	391	24.4	42	0	13/7
1976	*Johnson, Butch	28	693	24.8	74	0	11/5
1977	Johnson, Butch	22	536	24.4	64	0	9/5
1978	Johnson, Butch	29	603	20.8	56	0	27/12
1979	*Springs, Ron	38	780	20.5	70	0	25/12
1980	*Jones, James	32	720	22.5	41	0	11/6
1981	Jones, James	27	517	19.1	33	0	36/17
1982	Fellows, Ron	16	359	22.4	35	0	16/9
1983	Fellows, Ron	43	855	19.9	53	0	26/12
1984	Allen, Gary	33	666	20.2	34	0	24/11
1985	*Lavette, Robert	34	682	20.1	34	0	27/13

\*Rookie

## Leaders By Years (Cont.)

KICKOFF RETURNS (Cont.)							NFL/ NFC Rank
Year	Player	No.	Yds.	Avg.	Long	TD	
1986	Lavette, Robert	36	699	19.4	37	0	27/12
1987	Clack, Darryl	29	635	21.9	48	0	9/7
1988	Burbage, Cornell	20	448	22.4	53	0	9/2

PUNT RETURNS							NFL/ NFC Rank
Year	Player	No.	Yds.	Avg.	Long	TD	
1960	Butler, Bill	13	131	10.1	46	0	2
1961	*Marsh, Amos	14	71	5.1	19	0	14
1962	Lockett, J. W.	8	45	5.6	17	0	14
1963	*Stiger, Jim	14	141	10.1	45	0	6
1964	*Renfro, Mel	32	418	13.1	69t	1	3
1965	Renfro, Mel	24	145	6.0	35	0	9
1966	Hayes, Bob	17	106	6.2	18	0	7
1967	Hayes, Bob	24	276	11.5	69t	1	2
1968	Hayes, Bob	15	312	20.8	90t	2	1
1969	Hayes, Bob	18	179	9.9	50	0	3
1970	Hayes, Bob	15	116	7.7	34	0	20/7
1971	Harris, Cliff	17	129	7.6	35	0	11/4
1972	Harris, Cliff	19	78	4.1	21	0	21/11
1973	*Richards, Golden	21	139	6.6	46	0	23/10
1974	*Morgan, Dennis	19	287	15.1	98t	1	3/2
1975	Richards, Golden	28	288	10.3	43t	1	12/5
1976	*Johnson, Butch	45	489	10.9	55	0	8/4
1977	Johnson, Butch	50	423	8.5	38	0	20/7
1978	Johnson, Butch	51	401	7.9	23	0	18/9
1979	*Wilson, Steve	35	236	6.8	13	0	20/7
1980	*Jones, James	54	548	10.1	52	0	5/4
1981	Jones, James	33	188	5.7	17	0	28/14
1982	Fellows, Ron	25	189	7.6	17	0	18/8
1983	Hill, Rod	30	232	7.7	37	0	20/10
1984	Allen, Gary	54	446	8.3	18	0	16/8
1985	Bates, Bill	22	152	6.9	21	0	20/8
1986	Banks, Gordon	27	160	5.9	20	0	22/11
1987	*Martin, Kelvin	22	216	9.8	38	0	12/7
1988	Martin, Kelvin	44	360	8.2	21	0	17/7

INTERCEPTIONS							NFL/ NFC Rank
Year	Player	No.	Yds.	Avg.	Long	TD	
1960	Bishop, Don	3	13	4.3	13	0	25
	Franckhauser, Tom	3	11	3.7	9	0	
1961	Bishop, Don	8	172	21.5	57	0	2
1962	Bishop, Don	6	134	22.3	44	0	9
1963	Green, Cornell	7	211	30.1	55	0	6
1964	*Renfro, Mel	7	110	15.7	39t	1	4
1965	Green, Cornell	3	49	16.3	43	0	27
	Livingston, Warren	3	5	1.7	5	0	
	*Logan, Obert	3	5	1.7	3	0	
1966	Green, Cornell	4	88	22.0	41	1	21
1967	Green, Cornell	7	52	7.4	28	0	7
	Renfro, Mel	7	38	5.4	30	0	
1968	Howley, Chuck	6	115	19.2	58	1	11
1969	Renfro, Mel	10	118	11.8	41	0	1
1970	*Waters, Charlie	5	45	9.0	20	0	16/9
1971	Adderley, Herb	6	182	30.3	46	0	9/4
1972	Waters, Charlie	6	132	22.0	56	1	7/3

\*Rookies

### Leaders By Years (Cont.)

Year	Player	INTERCEPTIONS (Cont.)					NFL/ NFC Rank
		No.	Yds.	Avg.	Long	TD	
1973	Jordan, Lee Roy	6	78	13.0	31t	1	4/2
1974	Harris, Cliff	3	8	2.7	8	0	42/20
1975	Jordan, Lee Roy	6	80	13.3	38	0	7/4
1976	Washington, Mark	4	49	12.3	22	0	24/11
1977	Harris, Cliff	5	7	1.4	7	0	16/7
1978	Barnes, Benny	5	72	14.4	38	0	25/14
1979	Hughes, Randy	2	91	45.5	68	0	93/45
	Harris, Cliff	2	35	17.5	20	0	
	Barnes, Benny	2	20	10.0	11	0	
	Lewis, D. D.	2	8	4.0	5	0	
	Kyle, Aaron	2	0	0.0	0	0	
1980	Thurman, Dennis	5	114	22.8	78t	1	24/10
	Waters, Charlie	5	78	15.6	29	0	
1981	*Walls, Everson	11	133	12.1	33	0	1/1
1982	Walls, Everson	7	61	8.7	37	0	1/1
1983	Thurman, Dennis	6	49	8.2	34	0	15/8
1984	Downs, Michael	7	126	18.0	27t	1	4/2
1985	Walls, Everson	9	31	3.4	19	0	1/1
1986	Downs, Michael	6	54	9.0	31	0	11/7
1987	Walls, Everson	5	38	7.6	30	0	7/4
1988	Williams, Robert	2	18	9.0	12	0	81/47
	Downs, Michael	2	3	1.5	3	0	
	Walls, Everson	2	0	0.0	0	0	

\*Rookies



# Cowboys Individual Records

1960: 12 games; 1961-77: 14 games; 1978-88: 16 games. NOTE: The 1982 regular season was reduced from 16 games to 9 because of a players' strike. The 1987 regular season was reduced from 16 games to 15 because of a players' strike.

## SCORING

### TOTAL POINTS

#### Career

- 874 Rafael Septien (1978-86), 388 PATs, 162 FGs
- 516 Tony Dorsett (1977-87), 86 TDs

#### Season

- 123 Rafael Septien (1983), 57 PATs, 22 FGs
- 121 Rafael Septien (1981), 40 PATs, 27 FGs
- 107 Danny Villanueva (1966), 56 PATs, 17 FGs
- 105 Mike Clark (1968), 54 PATs, 17 FGs

#### Game

- 24 Dan Reeves (11/5/67 vs. Atl.), 4 TDs
- 24 Bob Hayes (12/20/70 vs. Hous.), 4 TDs
- 24 Calvin Hill (9/19/71 @ Buf.), 4 TDs
- 24 Duane Thomas (12/18/71 vs. St. Louis), 4 TDs

#### Opponent/Game

- 24 Dick James, @ Wash., (12/17/61)
- 24 Harold Jackson, @ Rams (10/14/73)

### TOUCHDOWNS

#### Career

- 86 Tony Dorsett (1977-87)
- 76 Bob Hayes (1965-74)
- 51 Frank Clarke (1960-67)
- 51 Tony Hill (1977-86)

#### Season

- 16 Dan Reeves (1966), 8 run, 8 pass
- 14 Frank Clarke (1962), 14 pass

#### Game

- 4 Dan Reeves (11/5/67 vs. Atl.), 2 run, 2 pass
- 4 Bob Hayes (12/20/70 vs. Hous.), 4 pass
- 4 Calvin Hill (9/19/71 @ Buf.), 4 run
- 4 Duane Thomas (12/18/71 vs. St. Louis), 3 run, 1 pass

#### Opponent/Game

- 4 Dick James, @ Wash. (12/17/61)
- 4 Harold Jackson, @ Rams (10/14/73)

### FIELD GOALS MADE

#### Career

- 162 Rafael Septien (1978-86) 226 att.
- 69 Mike Clark (1968-71, 1973), 119 att.
- 66 Toni Fritsch (1971-73, 1975), 107 att.

#### Season

- 27 Rafael Septien (1981), 35 att.
- 23 Rafael Septien (1984), 29 att.
- 22 Rafael Septien (1983), 27 att.
- 22 Toni Fritsch (1975), 35 att.
- 22 Roger Ruzek (1987), 25 att.

#### Game

- 5 Roger Ruzek (12/21/87 @ L.A. Rams)

#### Longest Field Goal

- 54 Toni Fritsch (9/24/72 @ Giants)

### Opponent/Game

- 4 Bob Khayat, @ Wash. (10/9/60)
- 4 Tommy Davis, S. Fran. (11/20/60)
- 4 Sam Baker, @ Phil. (12/5/65)
- 4 Fred Cox, @ Minn. (10/18/70)
- 4 Chris Bahr, Raiders (10/23/83)
- 4 Jim Bakken, St. Louis (12/18/71)
- 4 Ali Haji Sheikh, Giants (11/4/84)
- 4 Tony Zendejas, Houston (11/24/88)

### Opponent/Longest Field Goal

- 59 Tony Franklin, Phil. (11/12/79)

### FIELD GOALS ATTEMPTED

#### Career

- 226 Rafael Septien (1978-86), 162 FG
- 119 Mike Clark (1968-71, 1973), 69 FG
- 107 Toni Fritsch (1971-73, 1975), 66 FG

#### Season

- 36 Toni Fritsch (1972), 21 FG
- 36 Mike Clark (1969), 20 FG

#### Game

- 7 Mike Clark (11/24/68 @ Chi.), 2 FG
- 6 Toni Fritsch (9/21/75 vs. Rams), 4 FG

#### Opponent/Game

- 7 Sam Baker, @ Phil. (12/5/65), 4 FG

### EXTRA POINTS MADE

#### Career

- 388 Rafael Septien (1978-86)
- 180 Mike Clark (1968-71, 1973)

#### Season

- 59 Rafael Septien (1980)
- 57 Rafael Septien (1983)

#### Game

- 8 Rafael Septien (10/12/80 vs. S. Fran.) Att. 8
- 8 Mike Clark (9/15/68 vs. Det.) Att. 8
- 8 Danny Villanueva (10/9/66 vs. Phil.) Att. 8

#### Opponent/Game

- 7 Gerry Perry, @ St. Louis (12/9/62) Att. 7

### RUSHING

### TOTAL YARDS

#### Career

- 12,036 Tony Dorsett (1977-87)
- 6,217 Don Perkins (1961-68)
- 5,009 Calvin Hill (1969-74)
- 4,784 Robert Newhouse (1972-83)

#### Season

- 1,646 Tony Dorsett (1981), 4.8 per car.
- 1,514 Herschel Walker (1988), 4.2 per car.
- 1,325 Tony Dorsett (1979), 4.6 per car.
- 1,321 Tony Dorsett (1983), 4.6 per car.
- 1,307 Tony Dorsett (1985), 4.3 per car.

#### Game

- 206 Tony Dorsett (12/4/77 vs. Phil.) on 23 car.
- 183 Tony Dorsett (11/9/80 @ Giants) on 24 car.
- 175 Tony Dorsett (12/6/81 @ Balt.) on 30 car.

## Cowboys Individual Records (Cont.)

- 173 Herschel Walker (11/15/87 @ New England) on 28 car.  
162 Tony Dorsett (9/21/81 @ New Eng.) on 19 car.

### Opponent/Game

- 232 Jim Brown, Cleve. (9/22/63)  
206 Greg Bell, @ Buf. (11/18/84)  
195 Earl Campbell, Hous. (11/22/79)

## ATTEMPTS

### Career

- 2,755 Tony Dorsett (1977-87)  
1,500 Don Perkins (1961-68)  
1,166 Calvin Hill (1969-74)  
1,160 Robert Newhouse (1972-83)

### Season

- 361 Herschel Walker (1988)  
342 Tony Dorsett (1981)  
305 Tony Dorsett (1985)  
302 Tony Dorsett (1984)

### Game

- 32 Calvin Hill (11/10/74 vs. S. Fran.)  
31 Calvin Hill (9/16/73 @ Chi.)

### Opponent/Game

- 32 John Riggins, Wash. (10/14/84), 165 yards

## TOUCHDOWNS RUSHING

### Career

- 72 Tony Dorsett (1977-87)  
42 Don Perkins (1961-68)  
39 Calvin Hill (1969-74)  
31 Robert Newhouse (1972-83)

### Season

- 12 Tony Dorsett (1977)  
12 Herschel Walker (1986)

### Game

- 4 Calvin Hill (9/19/71 @ Buf.)

### Opponent/Game

- 3 Jim Taylor, @ Green Bay (11/13/60)  
3 Dick James, Washington (12/17/61)

## RUSHING AVERAGE

### Career (700 att.)

- 4.37 Tony Dorsett (1977-87), 2,755 att.  
4.36 Herschel Walker (1986-88), 721 att.

### Season (Qualifiers)

- 5.6 Amos Marsh (1962), 144-802  
5.3 Duane Thomas (1970), 151-803  
4.9 Herschel Walker (1986), 151-737

### Game (10 att.)

- 12.1 Walt Garrison (12/9/72 vs. Wash.), 10-121  
10.9 Amos Marsh (11/4/62 @ Wash.), 10-109  
10.8 Dan Reeves (12/11/66 vs. Wash.), 10-108

### Longest Runs

- 99 Tony Dorsett (1/3/83 @ Minn.) TD  
84 Herschel Walker (12/14/86 vs. Phil.) TD  
84 Tony Dorsett (12/4/77 vs. Phil.) TD  
77 Tony Dorsett (10/9/77 @ St. Louis) TD  
77 Tony Dorsett (9/5/83 @ Wash.)

### Opponent/Longest Run

- 85 Greg Bell, @ Buf. (11/18/84) TD

## PASSING

## TOTAL YARDS

### Career

- 22,700 Roger Staubach (1969-79)  
21,959 Danny White (1976-88)  
17,199 Don Meredith (1960-68)

### Season

- 3,980 Danny White (1983)  
3,586 Roger Staubach (1979)  
3,287 Danny White (1980)  
3,190 Roger Staubach (1978)  
3,157 Danny White (1985)

### Game

- 460 Don Meredith (11/10/63 @ S. Fran.), 30 of 48  
406 Don Meredith (11/13/66 @ Wash.), 21 of 29  
394 Don Meredith (11/6/66 @ Phil.) 14 of 24  
389 Gary Hogeboom (12/22/85 @ S. Fran.), 28 of 49

### Opponent/Game

- 466 Bill Wade, Chi. (11/18/62), 28 of 46  
432 Phil Simms, @ Giants (10/6/85), 18 of 36  
411 Sonny Jurgensen, @ Wash. (11/28/65), 26 of 46

## PASS ATTEMPTS

### Career

- 2,958 Roger Staubach (1969-79)  
2,950 Danny White (1976-88)

### Season

- 533 Danny White (1983), 334 com.  
461 Roger Staubach (1979), 267 com.  
450 Danny White (1985), 267 com.  
436 Danny White (1980), 260 com.

### Game

- 49 Roger Staubach (10/26/75 @ Phil.), 27 com.  
49 Gary Hogeboom (12/22/85 @ S. Fran.), 28 com.  
49 Danny White (12/13/87 @ Wash.), 27 com.

### Opponent/Game

- 54 Neil Lomax, St. Louis (12/27/87)  
53 Randall Cunningham, @ Phil. (10/23/88)

## PASS COMPLETIONS

### Career

- 1,761 Danny White (1976-88)  
1,685 Roger Staubach (1969-79)

### Season

- 334 Danny White (1983), 533 att.  
267 Roger Staubach (1979), 461 att.  
267 Danny White (1985), 450 att.  
260 Danny White (1980), 436 att.  
245 Steve Pelluer (1988), 435 att.

### Game

- 33 Gary Hogeboom (9/3/84 @ Rams), 47 att.  
32 Steve Pelluer (10/23/88 @ Phil.), 46 att.  
31 Danny White (11/13/83 @ S. Diego), 47 att.

## Cowboys Individual Records (Cont.)

- 31 Danny White (10/6/85 @ Giants), 46 att.

### Opponent/Game

- 28 Bill Wade, Chicago (11/18/62), 46 att.  
28 Kent Nix, @ Pitts. (10/22/67), 45 att.  
28 Joe Theismann, @ Wash. (9/5/83), 38 att.  
28 Neil Lomax, St. Louis (11/28/85), 43 att.  
28 Neil Lomax, St. Louis (12/27/87), 54 att.

## TOUCHDOWN PASSES

### Career

- 155 Danny White (1976-88)  
153 Roger Staubach (1969-79)

### Season

- 29 Danny White (1983) of 334 com.  
28 Danny White (1980) of 260 com.  
27 Roger Staubach (1979) of 267 com.  
25 Roger Staubach (1978) of 231 com.

### Game

- 5 Eddie LeBaron (10/21/62 @ Pitt.)  
5 Don Meredith (9/18/66 vs. Giants)  
5 Don Meredith (10/9/66 vs. Phil.)  
5 Don Meredith (9/29/68 @ Phil.)  
5 Craig Morton (10/19/69 vs. Phil.)  
5 Craig Morton (12/20/70 vs. Hous.)  
5 Danny White (10/20/83 @ Giants)

### Opponent/Game

- 6 Y.A. Tittle, @ Giants (12/16/62)

## PASSES HAD INTERCEPTED

### Career

- 132 Danny White (1976-88)  
111 Don Meredith (1960-68)

### Season

- 25 Eddie LeBaron (1960), 225 att.  
25 Danny White (1980), 436 att.  
23 Danny White (1983), 533 att.  
21 Craig Morton (1972), 339 att.

### Game

- 5 Eddie LeBaron (9/30/60 vs. Phil.), 29 att.  
5 Eddie LeBaron (11/5/61 vs. St. Louis), 33 att.  
5 Danny White (11/9/80 @ Giants), 23 att.  
5 Steve Pelluer (11/9/86 vs. L.A. Raiders), 30 att.

### Opponent/Game

- 6 Pete Liske, @ Phil. (9/26/71), 29 att.

## LOWEST INTERCEPTION RATE

### Season (Qualifiers)

- 1.9 Roger Staubach (1971), 4 of 211  
2.4 Roger Staubach (1979), 11 of 461  
2.5 Roger Staubach (1977), 9 of 361  
3.0 Roger Staubach (1976), 11 of 369

## COMPLETION PERCENT

### Career (1500 att.)

- 59.7 Danny White (1976-88), 1,761 of 2,950  
57.0 Roger Staubach (1969-79), 1,685 of 2,958  
50.7 Don Meredith (1960-68), 1,170 of 2,308

### Season (Qualifiers)

- 63.2 Danny White (1982), 156 of 247  
62.7 Danny White (1983), 334 of 533

- 62.6 Roger Staubach (1973), 179 of 286  
59.7 Roger Staubach (1971), 126 of 211

## Game (12 or more com.)

- 87.5 Danny White (11/6/83 @ Phil.) 21 of 24  
84.2 Don Meredith (9/15/68 vs. Det.) 16 of 19  
81.2 Eddie LeBaron (9/16/62 vs. Wash.) 13 of 16

## LONGEST PASS PLAYS

- 95 Don Meredith to Bob Hayes (11/13/66 vs. Wash.) TD  
91 Roger Staubach to Tony Dorsett (9/4/78 vs. Balt.) TD  
89 Craig Morton to Bob Hayes (10/25/70 @ Kan. City) TD

## Opponent/Longest Pass Play

- 94 Norm Snead to Rich Houston @ Giants (9/24/72) TD

## PASS RECEIVING

## TOTAL RECEPTIONS

### Career

- 489 Drew Pearson (1973-83)  
479 Tony Hill (1977-86)  
382 Tony Dorsett (1977-87)  
365 Bob Hayes (1965-74)

### Season

- 76 Herschel Walker (1986), 837 yds.  
74 Tony Hill (1985), 1,113 yds.  
73 Ron Springs (1983), 589 yds.

### Game

- 13 Lance Rentzel (11/19/67 vs. Wash.), 223 yds.  
11 Bill Howton (11/25/62 @ Phil.), 102 yds.  
11 Ron Springs (9/12/81 @ N. Eng.), 72 yds.  
11 Ron Springs (10/9/83 vs. Tampa Bay), 126 yds.  
11 Tony Hill (9/15/85 @ Det.), 181 yds.  
11 Doug Cosbie (9/15/85 @ Det.), 159 yds.

### Opponent/Game

- 12 J. R. Wilburn, @ Pitt. (10/22/67), 142 yds.

## TOTAL RECEIVING YARDS

### Career

- 7,988 Tony Hill (1977-86)  
7,822 Drew Pearson (1973-83)  
7,295 Bob Hayes (1965-74)  
5,214 Frank Clarke (1960-67)  
3,728 Doug Cosbie (1979-88)

### Season

- 1,232 Bob Hayes (1966), 64 recpt.  
1,113 Tony Hill (1985), 74 recpt.  
1,087 Drew Pearson (1974), 62 recpt.  
1,062 Tony Hill (1979), 60 recpt.  
1,055 Tony Hill (1980), 60 recpt.

### Game

- 246 Bob Hayes (11/13/66 @ Wash.), 9 recpt.  
241 Frank Clarke (9/16/62 vs. Wash.), 10 recpt.  
223 Lance Rentzel (11/19/67 vs. Wash.), 13 recpt.  
213 Tony Hill (11/12/79 vs. Phil.), 7 recpt.

## Cowboys Individual Records (Cont.)

### Opponent/Game

238 Harold Jackson, @ Rams (10/14/73),  
7 recpt.

### TOUCHDOWNS RECEIVING

#### Career

71 Bob Hayes (1965-74)  
51 Tony Hill (1977-86)  
50 Frank Clarke (1960-67)  
48 Drew Pearson (1973-83)  
41 Billy Joe DuPree (1973-83)

#### Season

14 Frank Clarke (1962), 47 recpt.  
13 Bob Hayes (1966), 64 recpt.  
12 Lance Rentzel (1969), 3 recpt.  
12 Bob Hayes (1965), 46 recpt.

#### Game

4 Bob Hayes (12/20/70 vs. Hous.)

### Opponent/Game

4 Harold Jackson, @ Rams (10/14/73)

### RUSHING-RECEIVING

#### Career

15,468 Tony Dorsett (1977-87), 12,036 rush.,  
3,432 rec.  
8,072 Tony Hill (1977-86), 7,988 rec.,  
84 rush.  
8,012 Drew Pearson (1973-83), 7,822 rec.,  
190 rush.  
7,527 Don Perkins (1961-68), 6,217 rush.,  
1,310 rec.  
7,365 Bob Hayes (1965-74), 7,295 rec.,  
70 rush.

#### Season

2,019 Herschel Walker (1988), 1,514 rush.,  
505 rec.  
1,971 Tony Dorsett (1981), 1,646 rush.,  
325 rec.  
1,756 Tony Dorsett (1985), 1,307 rush.,  
449 rec.  
1,703 Tony Dorsett (1978), 1,325 rush.,  
378 rec.  
1,648 Tony Dorsett (1984), 1,189 rush.,  
459 rec.

#### Game

292 Herschel Walker (12/14/86 vs. Phil.),  
122 rush., 170 rec.  
254 Tony Dorsett (9/4/78 vs. Balt.),  
147 rush., 107 rec.  
246 Bob Hayes (11/13/66 @ Wash.),  
246 rec.  
241 Frank Clarke (9/16/62 vs. Wash.),  
241 rec.

### COMBINED YARDAGE

#### Career

15,501 Tony Dorsett (1977-87), 33 ret. yds.  
9,104 Bob Hayes (1965-74), 1,739 ret. yds.  
8,436 Tony Hill (1977-86), 364 ret. yds.  
8,180 Drew Pearson (1973-83), 168 ret. yds.  
8,005 Don Perkins (1961-68), 478 ret. yds.

#### Season

2,019 Herschel Walker (1988), no ret. yds.  
1,998 Amos Marsh (1962), 729 ret. yds.  
1,971 Tony Dorsett (1981), no ret. yds.  
1,757 Tony Dorsett (1978), 54 ret. yds.  
1,756 Tony Dorsett (1985), no ret. yds.

### Game

292 Herschel Walker (12/14/86 vs. Phil.),  
122 rush., 170 rec.  
285 Calvin Hill (11/16/69 @ Wash.)  
150 rush., 35 rec., 100 ret. yds.

### PUNTING

### TOTAL PUNTS

#### Career

612 Danny White (1976-88)  
315 Mike Saxon (1985-88)

#### Season

86 Mike Saxon (1986), 40.7 av.  
82 Danny White (1984), 38.4 av.  
81 Danny White (1981), 40.8 av.  
81 Mike Saxon (1985), 41.9 av.

#### Game

11 Danny White (9/23/84 vs. Phil.),  
40.5 av.

### AVERAGE YARDS

#### Career (300 Punts)

40.8 Mike Saxon (1985-88)

#### Season (Qualifiers)

45.4 Sam Baker (1962), 57 punts  
44.2 Sam Baker (1963), 71 punts

#### Game (4 or more punts)

53.4 Ron Widby (11/3/68 @ N. Orleans)  
53.0 Marv Bateman (11/4/73 vs. Cin.)

### LONGEST PUNT

84 Ron Widby (11/3/68 @ N. Orleans)

### PUNT RETURNS

### TOTAL RETURNS

#### Career

146 Butch Johnson (1976-83)  
109 Mel Renfro (1964-77)

#### Season

54 Gary Allen (1984), 8.3 av.  
54 James Jones (1980), 10.1 av.

#### Game

9 Butch Johnson (11/15/76 vs. Buf.)

### PUNT RETURN YARDAGE

#### Career

1,313 Butch Johnson (1976-83)  
1,158 Bob Hayes (1965-74)

#### Season

548 James Jones (1980), 10.1 av.  
489 Butch Johnson (1976), 10.9 av.  
446 Gary Allen (1984), 8.3 av.

#### Game

122 Bob Hayes (12/8/68 vs. Pitt.), 3 ret.

#### Longest Punt Return

98 Dennis Morgan (10/13/74 vs. St. Louis)  
90 Bob Hayes (12/6/68 vs. Pitt.)

### AVERAGE YARDS

#### Career (75 ret.)

11.1 Bob Hayes (1965-74), 104 ret.  
9.0 Butch Johnson (1976-83), 146 ret.

#### Season (Qualifiers)

20.8 Bob Hayes (1968), 15 ret.  
15.1 Dennis Morgan (1974), 19 ret.

#### Games (3 ret.)

40.7 Bob Hayes (12/8/68 vs. Pitt.) 3 for  
122 yds.

## Cowboys Individual Records (Cont.)

### FAIR CATCHES

#### Career

- 38 Mel Renfro (1964-77)
- 38 Butch Johnson (1976-83)

#### Season

- 18 Golden Richards (1973)
- 16 Cliff Harris (1972)

#### Game

- 4 Golden Richards (11/16/75 @ N. Eng.)
- 4 Golden Richards (11/7/74 @ Wash.)
- 4 Kelvin Martin (12/18/88 vs. Phil.)

### KICKOFF RETURNS

#### TOTAL RETURNS

#### Career

- 85 Mel Renfro (1964-77)
- 80 Darryl Clack (1986-88)

#### Season

- 43 Ron Fellows (1983), 19.9 av.
- 40 Mel Renfro (1964), 25.4 av.

#### Game

- 8 Mel Renfro (10/29/63 vs. Green Bay), 156 yds.

#### KICKOFF RETURN YARDAGE

#### Career

- 2,246 Mel Renfro (1964-77)
- 1,832 Butch Johnson (1976-83)

#### Season

- 1,017 Mel Renfro (1964), 25.4 av.
- 855 Ron Fellows (1983), 19.9 av.
- 823 Cliff Harris (1971), 28.4 av.
- 823 Dennis Morgan (1974), 23.5 av.

#### Game

- 168 Mel Renfro (11/22/64 @ Wash.), 4 ret.
- 157 Amos Marsh (10/14/62 vs. Phil.), 4 ret.

#### Longest Kickoff Return

- 101 Amos Marsh (10/14/62 vs. Phil.)
- 101 Ike Thomas (12/4/71 vs. Jets)
- 100 Mark Washington (11/12/70 @ Wash.)
- 100 Mel Renfro (11/7/65 vs. S. Fran.)

#### AVERAGE YARDS

#### Career (75 ret.)

- 26.4 Mel Renfro (1964-77), 85 ret.
- 23.2 Butch Johnson (1976-83), 79 ret.

#### Season (Qualifiers)

- 30.0 Mel Renfro (1965), 21 ret.
- 28.4 Cliff Harris (1971), 29 ret.

#### Game (3 ret.)

- 42.0 Mel Renfro (11/12/64 @ Wash.), 4 for 168 yds.

### INTERCEPTIONS

#### TOTAL INTERCEPTIONS

#### Career

- 52 Mel Renfro (1964-77)
- 44 Everson Walls (1981-88)
- 41 Charlie Waters (1970-78, 1980-81)
- 36 Dennis Thurman (1978-85)
- 34 Cornell Green (1962-74)
- 34 Michael Downs (1981-88)

#### Season

- 11 Everson Walls (1981), 133 yds.
- 10 Mel Renfro (1969), 118 yds.

#### Game

- 3 Herb Adderley (9/26/71 @ Phil.), 102 yds.
- 3 Lee Roy Jordan (11/4/73 vs. Cin.), 49 yds.
- 3 Dennis Thurman (12/31/81 vs. Phil.), 37 yds.

### INTERCEPTION YARDAGE

#### Career

- 626 Mel Renfro (1964-77)
- 584 Charlie Waters (1970-78, 1980-81)

#### Season

- 211 Cornell Green (1963), 7 for 30.1 av.
- 187 Dennis Thurman (1981), 9 for 20.8 av.

#### Game

- 121 Mike Gaechter (11/3/63 vs. Wash.), on 2 int.

#### Longest Interception Return

- 100 Mike Gaechter (10/14/62 vs. Phil.)
- 96 Dennis Thurman (9/6/81 @ Wash.)

### TOUCHDOWN INTERCEPTIONS

#### Career

- 4 Dennis Thurman (1977-85)

### TACKLES

#### TOTAL UNASSISTED TACKLES

#### Career

- 743 Lee Roy Jordan (1963-76)

#### Season

- 100 Lee Roy Jordan (1975)

#### Game

- 14 Lee Roy Jordan (10/28/73 vs. Phil.)

#### TOTAL ASSISTED TACKLES

#### Career

- 493 Lee Roy Jordan (1963-76)

#### Season

- 101 Jerry Tubbs (1960)

#### Game

- 15 Jerry Tubbs (11/27/60 vs. Chi.)

#### TOTAL TACKLES COMBINED

#### Career

- 1,236 Lee Roy Jordan (1963-76)

#### Season

- 167 Bob Breunig (1979)

#### Game

- 21 Lee Roy Jordan (9/26/71 vs. Phil.)

### SACKS

#### TOTAL SACKS

#### Career

- 125 Harvey Martin (1973-83)

#### Season

- 23 Harvey Martin (1977)

#### Game

- 5 Jim Jeffcoat (11/10/85 @ Wash.)

#### Opponent/Game

- 3½ Jerry Sherk @ Clev. (9/24/79)
- 3½ John Mendenhall, Giants (9/29/74)

# Cowboys Team Records

1960: 12 games; 1961-77: 14 games; 1978-88: 16 games. NOTE: The 1982 regular season was reduced from 16 games to 9 because of a players' strike. The 1987 regular season was reduced from 16 games to 15 because of a players' strike.

## SCORING

### MOST POINTS

Season  
479 1983

#### Game

59 9/15/68 vs. Detroit  
59 10/12/80 vs. San Francisco

### FEWEST POINTS

Season  
117 1960  
236 1961\*\*  
265 1988\*

#### Game

0 11/16/70 vs. St. Louis  
0 11/17/85 vs. Chicago

### OPPONENT/MOST POINTS

Season  
402 1962

#### Game

54 10/18/70 @ Minnesota

### OPPONENT/FEWEST POINTS

Season  
186 1968  
208 1978\*

#### Game

0 9 times, last 9/4/78 vs. Baltimore

### MOST POINTS, BOTH TEAMS

#### Game

86 9/19/71 @ Buffalo, (Dallas 49,  
Buffalo 37)  
82 11/26/87 vs. Minnesota (Minnesota  
44, Dallas 38, OT)

### FEWEST POINTS, BOTH TEAMS

#### Game

8 12/12/70 @ Cleveland, (Dallas 6,  
Cleveland 2)

### MOST DECISIVE WIN

#### Game

49 10/9/66 vs. Philadelphia, (Dallas 56,  
Philadelphia 7)  
46 9/15/68 vs. Detroit, (Dallas 59,  
Detroit 13)

### MOST DECISIVE LOSS

#### Game

44 11/17/85 vs. Chicago (Chicago 44,  
Dallas 0)

### MOST TOUCHDOWNS

Season  
60 1980

#### Game

8 10/9/66 vs. Philadelphia  
8 9/15/68 vs. Detroit  
8 10/12/80 vs. San Francisco

\*16-game record;

## FEWEST TOUCHDOWNS

### Season

23 1960  
29 1961\*\*  
32 1988\*

## OPPONENT/MOST TDS

### Season

52 1962

#### Game

7 12/9/62 @ St. Louis  
7 12/8/85 @ Cincinnati

## OPPONENT/FEWEST TDS

### Season

22 1973  
25 1978\*

## MOST TOUCHDOWNS BY:

### RUSHING

#### Season

26 1980

#### Game

5 9/19/71 @ Buffalo

### PASSING

#### Season

31 1962, 83

#### Game

5 6 times, last 10/30/83  
@ N.Y. Giants

### INTERCEPTIONS

#### Season

4 1985

#### Game

2 9/9/85 vs. Washington

### KO RETURNS

#### Season

2 1971

### PUNT RETURN

#### Season

2 1968

## FEWEST TOUCHDOWNS BY:

### RUSHING

#### Season

6 1960  
6 1961\*\*  
10 1988\*

### PASSING

#### Season

10 1964  
19 1984\*

## OPPONENT/MOST TOUCHDOWNS BY:

### RUSHING

#### Season

24 1960

#### Game

5 4 Times, last 10/10/65  
vs. Philadelphia

\*\*14-game record

## Cowboys Team Records (Cont.)

### PASSING

Season  
33 1962

#### Game

5 10/30/60 vs. Baltimore  
5 11/2/69 @ Cleveland

### INTERCEPTIONS

Season  
3 1961

### KO RETURNS

Season  
3 1966

### PUNT RETURNS

#### Game

1 8 times, last 10/4/87 @  
N.Y. Jets

### OPPONENT/FEWEST TDs BY:

#### RUSHING

Season  
2 1968  
8 1984\*

#### PASSING

Season  
10 1970  
11 1978\*

### MOST PATS SCORED

Season  
59 1980

#### Game

8 9/15/68 vs. Detroit  
8 10/12/80 vs. San Fran.

### OPPONENT/MOST PATS SCORED

Season  
49 1962

#### Game

7 12/9/62 @ St. Louis

### MOST FGS SCORED

Season  
27 1981  
25 1987

#### Game

5 12/21/87 @ L.A. Rams

### SCORE BY QUARTERS

#### 1ST QUARTER

28 10/19/69 vs. Philadelphia  
28 12/4/71 vs. N.Y. Jets

#### 2ND QUARTER

24 9/18/66 vs. N.Y. Giants  
24 10/30/66 vs. Pittsburgh  
24 9/15/68 vs. Detroit  
24 10/24/71 vs. New England  
24 10/12/80 vs. San Francisco

#### 3RD QUARTER

21 10/30/66 vs. Pittsburgh  
21 9/24/73 vs. New Orleans  
21 12/7/74 vs. Cleveland  
21 9/28/75 vs. St. Louis  
21 10/26/80 vs. San Diego

#### 4TH QUARTER

21 12/19/65 @ N.Y. Giants  
21 9/15/68 vs. Detroit  
21 10/6/75 @ Detroit

21 10/21/73 vs. N.Y. Giants  
21 11/27/80 vs. Seattle  
21 10/21/84 vs. New Orleans  
21 9/15/85 @ Detroit

### SCORE BY HALVES

#### 1ST HALF

42 10/19/69 vs. Philadelphia

#### 2ND HALF

31 9/29/68 @ Philadelphia  
31 11/17/68 @ Washington

### OPPONENT/SCORE BY QUARTERS

#### 1ST QUARTER

22 12/8/85 @ Cincinnati

#### 2ND QUARTER

28 12/16/62 @ N.Y. Giants

#### 3RD QUARTER

21 12/17/61 @ Washington  
21 12/8/85 @ Cincinnati

#### 4TH QUARTER

21 12/9/62 @ St. Louis  
21 11/28/65 @ Washington  
21 11/16/70 vs. St. Louis  
21 11/5/72 @ San Diego  
21 9/13/87 @ St. Louis

### OPPONENT/SCORE BY HALVES

#### 1ST HALF

34 10/18/70 @ Minnesota  
34 10/14/73 @ L.A. Rams  
34 11/23/86 @ Washington

#### 2ND HALF

38 12/9/62 @ St. Louis

### SCORE BY QUARTERS, BOTH TEAMS

#### 1ST QUARTER

35 10/19/69 vs. Philadelphia

#### 2ND QUARTER

38 11/10/75 vs. Kansas City  
38 10/23/83 vs. L.A. Raiders

#### 3RD QUARTER

35 9/28/75 vs. St. Louis

#### 4TH QUARTER

35 10/21/73 vs. N.Y. Giants

### SCORE BY HALVES, BOTH TEAMS

#### 1ST HALF

55 10/23/83 vs. L.A. Raiders

#### 2ND HALF

52 9/28/75 vs. St. Louis

### FIRST DOWNS

### MOST FIRST DOWNS

#### Season

342 1978, 83

#### Game

33 9/15/85 @ Detroit

### FEWEST FIRST DOWNS

#### Season

180 1960  
211 1965\*\*  
311 1988\*

\*16-game record;

\*\*14-game record

## Cowboys Team Records (Cont.)

**Game**  
8 10/16/60 vs. Cleveland  
8 11/12/61 @ Pittsburgh  
8 12/10/61 @ St. Louis  
8 11/29/64 vs. Green Bay  
8 11/1/70 vs. Philadelphia

### OPPONENT/MOST FIRST DOWNS

**Season**  
312 1985

**Game**  
31 10/23/83 vs. L.A. Raiders  
31 12/8/85 @ Cincinnati

### OPPONENT/FEWEST FIRST DOWNS

**Season**  
199 1974  
232 1978\*

**Game**  
5 11/6/66 @ Philadelphia  
5 10/20/74 vs. Philadelphia

### MOST FIRST DOWNS, BOTH TEAMS

**Season**  
648 1985

**Game**  
55 10/1/67 vs. L.A. Rams

### MOST FIRST DOWNS BY:

#### RUSHING

**Season**  
147 1974

**Game**  
19 12/6/81 @ Baltimore

#### PASSING

**Season**  
208 1985

**Game**  
23 11/10/63 @ San Francisco

#### PENALTY

**Season**  
33 1985

**Game**  
6 10/9/83 vs. Tampa Bay

### FEWEST FIRST DOWNS BY:

#### RUSHING

**Season**  
57 1960  
87 1965\*\*  
93 1984\*

**Game**  
0 11/16/70 vs. St. Louis

#### PASSING

**Season**  
95 1970  
158 1981\*

**Game**  
3 8 times, last 9/23/74 @ Philadelphia

#### PENALTY

**Season**  
9 1961  
9 1962  
9 1971  
22 1979\*

### OPPONENT/MOST FIRST DOWNS BY:

#### RUSHING

**Season**  
122 1961

**Game**  
17 9/30/84 @ Chicago

#### PASSING

**Season**  
193 1985

**Game**  
21 11/18/62 vs. Chicago  
21 11/20/83 vs. Kansas City  
21 11/11/84 @ St. Louis

#### PENALTY

**Season**  
34 1987

**Game**  
7 10/4/87 @ N.Y. Jets

### OPPONENT/FEWEST FIRST DOWNS BY:

#### RUSHING

**Season**  
52 1969  
82 1983\*

#### PASSING

**Season**  
94 1977  
128 1978\*

#### PENALTY

**Season**  
10 1969  
18 1981\*

### TOTAL YARDS

#### MOST NET YARDS GAINED

**Season**  
5,968 1979

**Game**  
652 10/6/66 vs. Philadelphia  
583 9/4/78 vs. Baltimore  
578 9/30/73 vs. St. Louis

#### FEWEST NET YARDS GAINED

**Season**  
3,153 1960  
3,704 1964\*\*  
5,320 1984\*

**Game**  
126 12/10/61 @ St. Louis

#### OPPONENT/MOST NET YARDS GAINED

**Season**  
5,608 1985

**Game**  
570 12/8/85 @ Cincinnati  
529 10/25/81 vs. Miami

#### OPPONENT/FEWEST NET YDS. GAINED

**Season**  
3,213 1977  
4,009 1978\*\*

**Game**  
63 10/24/65 @ Green Bay  
80 12/10/67 vs. Philadelphia

\*16-game record;

\*\*14-game record

## Cowboys Team Records (Cont.)

### MOST NET YARDS, BOTH TEAMS

**Season**  
11,386 1983

**Game**  
995 10/25/81 vs. Miami  
926 11/10/63 @ San Francisco

### RUSHING

#### MOST YARDS RUSHING

**Season**  
2,783 1978

**Game**  
354 12/6/81 @ Baltimore

#### FEWEST YARDS RUSHING

**Season**  
1,049 1960  
1,608 1965\*\*  
1,714 1984\*

**Game**  
26 11/2/87 vs. N.Y. Giants

#### OPPONENT/MOST YARDS RUSHING

**Season**  
2,242 1960  
2,226 1984\*

**Game**  
289 10/22/61 vs. Philadelphia

#### OPPONENT/FEWEST YARDS RUSHING

**Season**  
1,050 1969  
1,499 1983\*

**Game**  
7 10/30/66 vs. Pittsburgh

#### MOST YARDS RUSHING, BOTH TEAMS

**Season**  
5,760 1981

**Game**  
510 12/6/81 @ Baltimore  
466 10/22/61 vs. Philadelphia

#### MOST ATTEMPTS RUSHING

**Season**  
630 1981

**Game**  
66 12/6/81 @ Baltimore

#### FEWEST RUSHING ATTEMPTS

**Season**  
311 1960  
416 1961\*\*  
447 1986\*

**Game**  
16 11/7/65 vs. San Francisco  
16 11/17/85 vs. Chicago

#### OPPONENT/MOST ATTEMPTS RUSHING

**Season**  
510 1984

**Game**  
54 10/11/70 vs. Atlanta

#### OPPONENT/FEWEST ATTEMPTS RUSHING

**Season**  
313 1969  
410 1983\*

**Game**  
12 10/16/83 vs. Philadelphia  
12 9/24/67 vs. N.Y. Giants  
12 10/30/66 vs. Pittsburgh

### PASSING

#### MOST NET YARDS PASSING

**Season**  
3,861 1985

**Game**  
452 9/15/85 @ Detroit

#### FEWEST NET YARDS PASSING

**Season**  
2,013 1964  
3,104 1980\*

**Game**  
—10 10/24/65 @ Green Bay

#### OPPONENT/MOST NET YARDS PASSING

**Season**  
3,928 1983

**Game**  
437 11/18/62 vs. Chicago

#### OPPONENT/FEWEST NET YARDS PASSING

**Season**  
1,562 1977  
2,268 1980\*

**Game**  
—1 10/24/65 @ Green Bay  
—1 12/21/75 @ N.Y. Jets

#### MOST GROSS YARDS PASSING

**Season**  
4,236 1985

**Game**  
481 9/15/85 @ Detroit

#### FEWEST GROSS YARDS PASSING

**Season**  
2,388 1960  
2,445 1970\*\*  
3,356 1980\*

**Game**  
42 10/24/65 @ Green Bay

#### OPPONENT/MOST GROSS YARDS PASSING

**Season**  
4,365 1983

**Game**  
466 11/18/62 vs. Chicago

#### OPPONENT/FEWEST GROSS YARDS PASSING

**Season**  
1,991 1977  
2,730 1978\*

**Game**  
—15 12/21/75 @ N.Y. Jets

#### MOST PASS ATTEMPTS

**Season**  
604 1984

**Game**  
62 9/15/85 @ Detroit

\*16-game record;

\*\*14-game record

## Cowboys Team Records (Cont.)

### FEWEST PASS ATTEMPTS

Season  
297 1970  
439 1981\*

Game  
11 10/21/73 vs. N.Y. Giants  
11 10/11/70 vs. Atlanta

### OPPONENT/MOST PASS ATTEMPTS

Season  
558 1983

Game  
59 11/20/83 vs. Kansas City

### OPPONENT/FEWEST PASS ATTEMPTS

Season  
293 1960  
326 1961\*\*  
432 1978\*

Game  
10 10/3/71 vs. Washington  
10 11/22/73 vs. Miami

### MOST PASS COMPLETIONS

Season  
346 1983

Game  
40 9/15/85 @ Detroit

### FEWEST PASS COMPLETIONS

Season  
149 1970  
251 1978\*

Game  
4 10/11/70 vs. Atlanta

### OPPONENT/MOST PASS COMPLETIONS

Season  
299 1983

Game  
33 11/20/83 vs. Kansas City

### OPPONENT/FEWEST PASS COMPLETIONS

Season  
146 1960  
154 1977\*\*  
202 1978\*

Game  
2 12/21/75 @ N.Y. Jets

### DEFENSE, MOST QB SACKS

Season  
62 1985

Game  
12 11/20/66 @ Pittsburgh  
12 9/29/85 @ Houston

### OPPONENT/DEFENSE, MOST QB SACKS

Season  
68 1964

Game  
11 11/16/86 @ San Diego

### DEFENSE, MOST QB SACK YARDS

Season  
459 1985

Game  
84 10/6/75 @ Detroit

### OPPONENT/DEFENSE, MOST QB SACK YARDS

Season  
503 1964

Game  
67 9/25/83 vs. New Orleans

### INTERCEPTIONS

### MOST PASSES INTERCEPTED

Season  
37 1981

Game  
7 9/30/60 vs. Philadelphia  
7 9/26/71 @ Philadelphia

### FEWEST PASSES INTERCEPTED

Season  
10 1988

### OPPONENT/MOST PASSES INTERCEPTED

Season  
33 1960

Game  
5 9/30/60 vs. Philadelphia  
5 11/5/61 vs. St. Louis  
5 11/9/80 @ N.Y. Giants  
5 12/2/84 @ Philadelphia  
5 11/9/86 vs. L.A. Raiders

### OPPONENT/FEWEST PASSES INTERCEPTED

Season  
10 1977  
13 1979\*

### PENALTIES

### MOST PENALTIES

Season  
141 1988

Game  
17 12/4/88 @ Cleveland  
16 10/4/87 @ N.Y. Jets

### FEWEST PENALTIES

Season  
47 1961  
96 1978\*\*

Game  
0 12/10/61 @ St. Louis  
0 11/23/80 vs. Washington

### OPPONENT/MOST PENALTIES

Season  
108 1985

Game  
14 10/8/83 vs. Tampa Bay

### OPPONENT/FEWEST PENALTIES

Season  
38 1961  
70 1979\*

Game  
0 10/21/62 @ Pittsburgh  
0 12/5/65 @ Philadelphia

### MOST YARDS PENALIZED

Season  
1,148 1988

Game  
161 11/2/70 @ Washington  
159 10/13/68 vs. Philadelphia

\*\*16-game record;

\*\*14-game record

## Cowboys Team Records (Cont.)

### FEWEST YARDS PENALIZED

**Season**

427 1961

704 1978\*

**Game**

0 12/10/61 @ St. Louis

0 11/23/80 vs Washington

### OPPONENT/MOST YARDS PENALIZED

**Season**

990 1985

**Game**

185 10/9/83 vs. Tampa Bay

166 10/9/77 @ St. Louis

### OPPONENT/FEWEST YARDS PENALIZED

**Season**

362 1961

704 1979\*

**Game**

0 10/21/62 @ Pittsburgh

0 12/5/65 @ Philadelphia

### BOTH TEAMS, FEWEST YARDS PENALIZED

**Season**

789 1961

1,549 1979\*

**Game**

10 12/10/61 @ St. Louis

### PUNTING

### MOST PUNTS

**Season**

108 1984

**Game**

11 9/3/84 vs. Philadelphia

### OPPONENT/MOST PUNTS

**Season**

108 1978

**Game**

11 9/30/62 @ L.A. Rams

11 9/15/74 @ Atlanta

11 11/15/76 vs. Buffalo

11 11/22/84 vs. New England

### HIGHEST AVERAGE

**Season**

45.4 1962

**Game (4 punts)**

53.4 11/3/68 vs. New Orleans (4)

### OPPONENT/HIGHEST AVERAGE

**Season**

45.5 1961

**Game (4 punts)**

54.3 10/17/65 @ Cleveland (6)

### PUNT RETURNS

### MOST PUNT RETURNS

**Season**

63 1978

**Game**

9 11/15/76 vs. Buffalo

### MOST PUNT RETURN YARDS

**Season**

573 1974

**Game**

122 12/8/68 vs. Pittsburgh

### OPPONENT/MOST PUNT RETURNS

**Season**

55 1984

**Game**

8 11/4/84 vs. N.Y. Giants

### OPPONENT/MOST PUNT RETURN YARDS

**Season**

588 1983

**Game**

109 11/16/70 vs. St. Louis

### KICKOFF RETURNS

### MOST KICKOFF RETURNS

**Season**

70 1983

**Game**

9 10/18/70 @ Minnesota

### MOST KICKOFF RETURN YARDS

**Season**

1,410 1988

**Game**

260 11/7/65 vs. San Francisco

### OPPONENT/MOST KICKOFF RETURNS

**Season**

78 1966, 83\*

**Game**

10 9/15/68 vs. Detroit

### OPPONENT/MOST KICKOFF RETURN YARDS

**Season**

1,806 1983

**Game**

261 11/6/66 @ Philadelphia

### FUMBLES

### MOST FUMBLES

**Season**

46 1961

**Game**

7 10/11/71 vs. N.Y. Giants

### MOST FUMBLES LOST

**Season**

21 1961, 71, 79

**Game**

5 11/13/68 @ New Orleans

5 10/11/71 vs. N.Y. Giants

5 11/10/75 vs. Kansas City

### OPPONENT/MOST FUMBLES

**Season**

44 1973

**Game**

7 11/28/65 @ Washington

7 11/10/75 vs. Kansas City

### OPPONENT/MOST FUMBLES LOST

**Season**

25 1971

**Game**

5 10/11/71 vs. N.Y. Giants

5 9/16/73 @ Chicago

5 10/12/80 vs. San Francisco

5 10/23/83 vs. L.A. Raiders

\*16-game record;

\*\*14-game record

# Miscellaneous Records

## INDIVIDUAL

### **MOST CONSECUTIVE PASSES COMPLETED**

14 Steve Pelluer (vs. Seattle, Nov. 27, 1986)

### **MOST CONSECUTIVE PASSES WITHOUT INTERCEPTION**

166 Don Meredith (began vs. Philadelphia, Dec. 5, 1965, ended vs. St. Louis, Oct. 16, 1966).

### **MOST CONSECUTIVE GAMES RUSH FOR TD**

6 Tony Dorsett in 1977.

6 Tony Dorsett in 1980.

### **MOST CONSECUTIVE GAMES CATCH TD PASS**

7 Frank Clark (final game of 1961 season, first six games in '62).

7 Bob Hayes (final three games of 1965 season, first four games in 1966).

### **MOST CONSECUTIVE GAMES INTERCEPT PASS**

5 Don Bishop in 1961.

### **MOST CONSECUTIVE PATS**

99 Mike Clark (last 17 in 1969, all 35 in 1970 and all 47 in 1971).

### **MOST CONSECUTIVE GAMES AT LEAST ONE PASS CATCH**

72 Tony Hill (last 12 games of 1981 season, all of 1982, 1983, 1984 and 1985, first 13 games of 1986).

### **MOST CONSECUTIVE FGS**

9 Rafael Septien (began vs. New England, Sept. 21, 1981, ended vs. Miami, Oct. 25, 1981).

### **MOST CONSECUTIVE GAMES KICK FG**

10 Mike Clark (final nine games of 1969 season, first game in 1970).

10 Toni Fritsch, twice (final seven games of 1972 season, first three games in 1973; first 10 games in 1975).

### **MOST SEASONS PLAYED**

14 Bob Lilly (1961-74)

Lee Roy Jordan (1963-76)

Jethro Pugh (1965-78)

Ed Jones (1974-78, 1980-88)

Randy White (1975-88)

### **MOST CONSECUTIVE GAMES PLAYED**

196 Bob Lilly (from 1961-74)

168 Cornell Green (1962-74)

167 Tom Rafferty (1976-87)

## TEAM

### **\*CONSECUTIVE WINNING SEASONS**

20 (1966-85)

### **\*CONSECUTIVE PLAYOFF APPEARANCES**

9 (1975-83)

### **\*CONSECUTIVE SEASON-OPENING VICTORIES**

17 (1965-81)

### **ALL-TIME TEXAS STADIUM RECORD**

104-40 (1971-88, regular season and playoffs)

### **LONGEST HOME WINNING STREAK**

18 games (began Sept. 21, 1980 vs. Tampa Bay, ended Sept. 13, 1982 vs. Pittsburgh)

### **MOST CONSECUTIVE GAMES INTERCEPT PASS**

28 Every game in 1962 and 1963.

### **MOST CONSECUTIVE PATS**

162 1969, 1970, 1971, 1972, 1973.

### **MOST CONSECUTIVE GAMES WITHOUT LOSING FUMBLE**

3 1973, 1974, 1975, 1976, 1977 and 1988.

\*NFL record

## Miscellaneous Records (Cont.)

### PAT Record

- |                                       |  |
|---------------------------------------|--|
| 21 of 23 in 1960 — last 17 straight.  | 46 of 48 in 1978 — first 8, last one.  |
| 29 or 29 in 1961 — all 29.            | 40 of 45 in 1979 — first one, last 26. |
| 50 of 51 in 1962 — first 33, last 17. | 59 of 60 in 1980 — first 52, last 7.   |
| 38 of 40 in 1963 — first 32.          | 40 of 40 in 1981 — all 40.             |
| 28 of 30 in 1964 — last 23.           | 28 of 28 in 1982 — all 28.             |
| 37 of 38 in 1965 — last 24.           | 57 of 59 in 1983 — first 13, last 20.  |
| 56 of 56 in 1966 — all 56.            | 33 of 34 in 1984 — first 17, last 16.  |
| 41 of 44 in 1967 — first 8, last 1.   | 42 of 43 in 1985 — first 28, last 14.  |
| 54 of 54 in 1968 — all 54.            | 43 of 43 in 1986 — all 43.             |
| 43 of 44 in 1969 — first 26, last 17. | 37 of 37 in 1987 — all 37.             |
| 35 of 35 in 1970 — all 35.            | 32 of 32 in 1988 — all 32.             |
| 50 of 50 in 1971 — all 50.            |  |
| 36 of 36 in 1972 — all 36.            |  |
| 45 of 46 in 1973 — first 24, last 21. |  |
| 37 of 38 in 1974 — first 4, last 33.  |  |
| 38 of 40 in 1975 — last 34.           |  |
| 34 of 34 in 1976 — all 34.            |  |
| 39 of 41 in 1977 — first 14, last 16. |  |

## Largest Margin of Victory

- 49 points, (56-7) vs. Philadelphia, 1966
- 46 points, (59-13) vs. Detroit, 1968
- 45 points, (52-7) vs. NY Giants, 1966
- 45 points, (59-14) vs. San Francisco, 1980
- 44 points, (51-7) vs. Seattle, 1980
- 42 points, (52-10) vs. Houston, 1970
- 42 points, (52-10) vs. NY Jets, 1971
- 38 points, (52-14) vs. Cleveland, 1967  
(Eastern Conference Championship Game)
- 38 points, (38-0) vs. Baltimore, 1978
- 38 points, (38-0) vs. Tampa Bay, 1982  
(1981 NFC Divisional Playoff)
- 37 points, (40-3) vs. New Orleans, 1973
- 37 points, (37-0) vs. Detroit, 1977
- 35 points, (49-14) vs. Philadelphia, 1969
- 35 points, (42-7) vs. Philadelphia, 1971
- 35 points, (45-10) vs. St. Louis, 1973
- 34 points, (34-0) vs. Washington, 1970

## Largest Margin of Defeat

- 44 points, (44-0) vs. Chicago, 1985
- 41 points, (48-7) vs. Cleveland, 1960
- 41 points, (54-13) vs. Minnesota, 1970
- 40 points, (43-3) vs. Minnesota, 1988
- 38 points, (45-7) vs. Baltimore, 1960
- 38 points, (38-0) vs. St. Louis, 1970
- 36 points, (43-7) vs. Philadelphia, 1961
- 34 points, (41-7) vs. Green Bay, 1960
- 32 points, (52-20) vs. St. Louis, 1962
- 32 points, (42-10) vs. Cleveland, 1969

## Cowboys Big Days

### RUSHING

- 206—Tony Dorsett vs. Philadelphia, Dec. 4, 1977 (23 carries).  
183—Tony Dorsett @ N.Y. Giants, Nov. 9, 1980 (24 carries).  
175—Tony Dorsett @ Baltimore, Dec. 6, 1981 (30 carries).  
173—Herschel Walker @ New England, Nov. 15, 1987 (28 carries).

## Cowboys Big Days (Cont.)

### RUSHING (Cont.)

- 162—Tony Dorsett @ New England, Sept. 21, 1981 (19 carries).
- 159—Tony Dorsett vs. L.A. Rams, Oct. 18, 1981 (27 carries).
- 159—Tony Dorsett @ Houston, Sept. 29, 1985 (23 carries).
- 154—Tony Dorsett vs. St. Louis, Sept. 24, 1978 (21 carries).
- 153—Tony Dorsett @ Minnesota, Jan. 3, 1983 (16 carries).
- 153—Calvin Hill vs. San Francisco, Nov. 10, 1974 (32 carries).
- 152—Tony Dorsett vs. New Orleans, Nov. 19, 1978 (25 carries).
- 151—Tony Dorsett @ Washington, Sept. 5, 1983 (14 carries).
- 150—Calvin Hill @ Washington, Nov. 16, 1969 (27 carries).
- 149—Herschel Walker @ Phoenix, Sept. 18, 1988 (29 carries).
- 149—Tony Dorsett @ Green Bay, Nov. 12, 1978 (23 carries).
- 147—Tony Dorsett vs. Baltimore, Sept. 4, 1978 (15 carries).
- 145—Tony Dorsett @ Minnesota, Oct. 7, 1979 (21 carries).
- 141—Tony Dorsett @ Minnesota, Oct. 2, 1983 (26 carries).
- 141—Tony Dorsett @ St. Louis, Oct. 9, 1977 (14 carries).
- 140—Calvin Hill vs. Philadelphia, Oct. 20, 1974 (26 carries).
- 138—Calvin Hill @ New Orleans, Sept. 28, 1969 (23 carries).
- 137—Don Perkins vs. St. Louis, Oct. 28, 1962 (24 carries).
- 137—Don Perkins vs. N.Y. Giants, Oct. 11, 1964 (17 carries).
- 137—Herschel Walker @ L.A. Rams, Dec. 21, 1987 (23 carries).
- 134—Duane Thomas @ Kansas City, Oct. 25, 1970 (20 carries).
- 134—Herschel Walker @ Cleveland, Dec. 11, 1988 (25 carries).
- 133—Don Perkins @ Green Bay, Oct. 24, 1965 (22 carries).
- 132—Tony Dorsett @ Washington, Sept. 6, 1981 (20 carries).
- 131—Herschel Walker vs. Cincinnati, Nov. 20, 1988 (27 carries).
- 130—Calvin Hill @ Chicago, Sept. 16, 1973 (31 carries).
- 129—Tony Dorsett vs. St. Louis, Sept. 13, 1981 (16 carries).
- 124—Robert Newhouse @ St. Louis, Dec. 16, 1973 (19 carries).
- 124—Tony Dorsett vs. New Orleans, Sept. 25, 1983 (16 carries).
- 124—Herschel Walker @ New Orleans, Oct. 3, 1988 (26 carries).
- 123—Don Perkins vs. Cleveland, Dec. 3, 1961 (20 carries).
- 123—Duane Thomas vs. Washington, Dec. 6, 1970 (19 carries).
- 123—Calvin Hill vs. N.Y. Giants, Oct. 21, 1973 (23 carries).
- 122—Herschel Walker vs. Philadelphia, Dec. 14, 1986 (6 carries).
- 122—Tony Dorsett vs. Miami, Oct. 25, 1981 (24 carries).
- 122—Scott Laidlaw vs. Washington, Nov. 23, 1978 (16 carries).
- 122—Tony Dorsett vs. St. Louis, Nov. 16, 1980 (26 carries).
- 121—Walt Garrison vs. Washington, Dec. 9, 1972 (10 carries).
- 121—Tony Dorsett @ N.Y. Jets, Dec. 17, 1978 (29 carries).
- 120—Herschel Walker vs. St. Louis, Oct. 26, 1986 (26 carries).
- 120—Robert Newhouse @ Seattle, Oct. 3, 1976 (19 carries).
- 120—Calvin Hill @ St. Louis, Dec. 3, 1972 (26 carries).
- 119—Tony Dorsett vs. Cincinnati, Sept. 30, 1979 (20 carries).
- 117—Tony Dorsett @ Detroit, Sept. 14, 1986 (23 carries).
- 117—Tony Dorsett @ Seattle, Dec. 4, 1983 (26 carries).

## Cowboys Big Days (Cont.)

### RUSHING (Cont.)

- 117—Tony Dorsett vs. Buffalo, Nov. 9, 1981 (28 carries).
- 117—Amos Marsh vs. Cleveland, Dec. 2, 1962 (17 carries).
- 117—Calvin Hill @ Philadelphia, Sept. 20, 1970 (25 carries).
- 117—Calvin Hill vs. Atlanta, Oct. 11, 1970 (29 carries).

### PASSING

- 460—Don Meredith @ San Francisco, Nov. 10, 1963 (30 of 48).
- 406—Don Meredith @ Washington, Nov. 13, 1966 (21 of 29).
- 394—Don Meredith @ Philadelphia, Nov. 6, 1966 (14 of 24).
- 389—Gary Hogeboom @ San Francisco, Dec. 22, 1985 (28 of 49).
- 377—Danny White vs. Tampa Bay, Oct. 9, 1983 (29 of 44).
- 362—Danny White vs. Atlanta, Oct. 27, 1985 (27 of 47).
- 359—Danny White @ Washington, Dec. 13, 1987 (27 of 49).
- 358—Don Meredith vs. N.Y. Giants, Sept. 18, 1966 (14 of 24).
- 354—Danny White vs. Miami, Oct. 25, 1981 (22 of 32).
- 349—Craig Morton vs. Houston, Dec. 20, 1970 (13 of 17).
- 347—Danny White vs. Pittsburgh, Sept. 13, 1982 (25 of 36).
- 345—Eddie LeBaron vs. Pittsburgh, Sept. 24, 1960 (15 of 28).
- 343—Gary Hogeboom @ L.A. Rams, Sept. 3, 1984 (33 of 47).
- 342—Danny White @ N.Y. Giants, Oct. 6, 1985 (31 of 46).
- 342—Steve Pelluer @ Philadelphia, Oct. 23, 1988 (32 of 46).
- 341—Danny White vs. Minnesota, Nov. 26, 1987 (25 of 41).
- 339—Steve Pelluer @ N.Y. Giants, Nov. 2, 1986 (28 of 38).
- 339—Roger Staubach vs. Baltimore, Sept. 26, 1976 (22 of 28).
- 336—Roger Staubach vs. Washington, Dec. 16, 1979 (24 of 42).
- 333—Steve Pelluer @ Washington, Dec. 11, 1988 (21 of 36).

### RECEIVING

- 246—Bob Hayes @ Washington, Nov. 13, 1966 (9 catches).
- 241—Frank Clarke vs. Washington, Sept. 16, 1962 (10 catches).
- 223—Lance Rentzel vs. Washington, Nov. 19, 1967 (13 catches).
- 213—Tony Hill vs. Philadelphia, Nov. 12, 1979 (7 catches).
- 195—Bob Hayes vs. N.Y. Giants, Sept. 18, 1966 (6 catches).
- 190—Frank Clarke @ San Francisco, Nov. 10, 1963 (8 catches).
- 188—Drew Pearson @ Detroit, Oct. 6, 1975 (6 catches).
- 187—Bob Hayes vs. Houston, Dec. 20, 1970 (6 catches).
- 181—Tony Hill @ Detroit, Sept. 15, 1985 (11 catches).
- 177—Bob Hayes vs. Philadelphia, Oct. 10, 1965 (8 catches).
- 170—Herschel Walker vs. Philadelphia, Dec. 14, 1986 (9 catches).
- 170—Bob Hayes @ Pittsburgh, Oct. 22, 1967 (7 catches).
- 168—Frank Clarke @ N.Y. Giants, Oct. 20, 1963 (4 catches).
- 164—Mike Renfro @ San Francisco, Dec. 22, 1985 (9 catches).
- 161—Drew Pearson @ Philadelphia, Sept. 23, 1974 (10 catches).
- 161—Tony Hill vs. Atlanta, Oct. 27, 1985 (10 catches).

# Cowboys Longest Plays

## LONG RUNS FROM SCRIMMAGE

- 99—Tony Dorsett @ Minnesota, Jan. 3, 1983 (TD).
- 84—Herschel Walker vs. Philadelphia, Dec. 14, 1986 (TD).
- 84—Tony Dorsett vs. Philadelphia, Dec. 4, 1977 (TD).
- 77—Tony Dorsett vs. St. Louis, Oct. 9, 1977 (TD).
- 77—Tony Dorsett @ Washington, Sept. 5, 1983.
- 75—Tony Dorsett @ New England, Sept. 21, 1981 (TD).
- 73—Amos Bullocks vs. Chicago, Nov. 18, 1962 (TD).
- 71—Amos Marsh vs. N.Y. Giants, Oct. 15, 1961.
- 70—Amos Marsh vs. Washington, Nov. 4, 1962.
- 68—Les Shy vs. Philadelphia, Oct. 9, 1966.
- 67—Dan Reeves vs. Washington, Dec. 11, 1966 (TD).
- 64—Jim Stiger vs. Washington, Nov. 22, 1964.
- 63—Tony Dorsett vs. New Orleans, Nov. 19, 1978.
- 62—Kelvin Edwards vs. Philadelphia, Oct. 11, 1987 (TD).
- 60—Tony Dorsett vs. Atlanta, Oct. 27, 1985 (TD).
- 60—Herschel Walker @ New England, Nov. 15, 1987 (TD).
- 59—Don Perkins vs. Pittsburgh, Sept. 27, 1964.
- 59—Scott Laidlaw vs. Washington, Nov. 23, 1978.
- 59—James Jones @ Baltimore, Dec. 6, 1981 (TD).

## LONG FORWARD PASSES

- 95—Don Meredith to Bob Hayes vs. Washington, Nov. 13, 1966 (TD).
- 91—Roger Staubach to Tony Dorsett vs. Baltimore, Sept. 4, 1978 (TD).
- 89—Craig Morton to Bob Hayes vs. Kansas City, Oct. 25, 1970 (TD).
- 86—Craig Morton to Lance Rentzel vs. Philadelphia, Nov. 1, 1970 (TD).
- 85—Eddie LeBaron to Amos Marsh vs. L.A. Rams, Sept. 30, 1962 (TD).
- 85—Roger Staubach to Bob Hayes vs. N.Y. Giants, Dec. 12, 1971 (TD).
- 84—Don Meredith to Pete Gent vs. Pittsburgh, Oct. 30, 1966 (TD).
- 84—Steve Pelluer to Herschel Walker vs. Philadelphia, Dec. 14, 1986 (TD).

## LONG PUNTS

- 84—Ron Widby vs. New Orleans, Nov. 3, 1968.
- 75—Billy Lothridge vs. N.Y. Giants, Oct. 11, 1964.
- 75—Sam Baker vs. L.A. Rams, Sept. 30, 1962.
- 73—Danny White vs. L.A. Rams, Oct. 14, 1979.
- 71—Billy Lothridge vs. St. Louis, Sept. 12, 1964.
- 71—Sam Baker vs. N.Y. Giants, Dec. 16, 1962.

## LONG PUNT RETURNS

- 98—Dennis Morgan vs. St. Louis, Oct. 13, 1974 (TD).
- 90—Bob Hayes vs. Pittsburgh, Dec. 8, 1968 (TD).
- 69—Bob Hayes vs. St. Louis, Nov. 23, 1967 (TD).
- 69—Mel Renfro vs. Green Bay, Nov. 29, 1964 (TD).
- 68—Gary Allen vs. Kansas City, Nov. 20, 1983 (TD).
- 63—Bob Hayes vs. N.Y. Giants, Dec. 15, 1968 (TD).
- 55—Butch Johnson vs. Philadelphia, Dec. 5, 1976.
- 52—James Jones vs. Washington, Nov. 23, 1980.

### **Cowboys Longest Plays (Cont.)**

- 51—Mel Renfro vs. Cleveland, Oct. 4, 1964.  
50—Bob Hayes vs. Washington, Nov. 16, 1969.

### **LONG KICKOFF RETURNS**

- 101—Amos Marsh vs. Philadelphia, Oct. 14, 1962 (TD).  
101—Ike Thomas vs. N.Y. Jets, Dec. 4, 1971 (TD).  
100—Mark Washington vs. Washington, Nov. 22, 1970 (TD).  
100—Mel Renfro vs. San Francisco, Nov. 7, 1965 (TD).  
97—Thomas Henderson vs. St. Louis, Sept. 28, 1975 (TD).  
89—Rod Hill vs. Green Bay, Jan. 16, 1982.  
89—Ike Thomas vs. L.A. Rams, Nov. 25, 1971 (TD).  
87—Mel Renfro vs. Pittsburgh, Oct. 30, 1966 (TD).

### **LONG INTERCEPTION RETURNS**

- 100—Mike Gaechter vs. Philadelphia, Oct. 14, 1962 (TD).  
96—Dennis Thurman @ Washington, Sept. 6, 1981.  
90—Mel Renfro vs. St. Louis, Oct. 4, 1965 (TD).  
86—Mike Gaechter vs. Washington, Nov. 3, 1963.

### **LONG FUMBLE RETURNS**

- 97—Chuck Howley vs. Atlanta, Oct. 2, 1966 (TD).  
86—Michael Downs @ Houston, Dec. 13, 1982 (TD).  
84—Don Bishop vs. St. Louis, Oct. 28, 1962 (TD).  
72—Benny Barnes @ San Francisco, Oct. 11, 1981 (TD).  
63—Jim Ridlon vs. Philadelphia, Dec. 6, 1964 (TD).

### **LONG RETURNS OF FIELD-GOAL ATTEMPTS**

- 94—Jerry Norton vs. St. Louis, Dec. 9, 1962 (TD).  
62—Ron Fellows vs. New Orleans, Sept. 25, 1983 (TD).  
60—Mike Gaechter vs. Washington, Nov. 28, 1965 (TD).  
60—Obert Logan vs. N.Y. Giants, Dec. 19, 1965 (TD).



# THE PLAYOFF RECORDS



# Cowboys Career Playoff Records

## PASSING (Min. 100 Attempts)

	G	Att.	Comp.	Pct.	Yds.	TD	Int.	Rating
Staubach, Roger (1969-79) .....	20	410	223	54.4	2,791	24	19	76.0
White, Danny (1976-85) .....	18	360	206	57.2	2,284	15	16	71.6
Morton, Craig (1965-74) .....	9	137	49	35.8	630	4	10	30.4
NFL Record								
Starr, Bart, Green Bay (1956-71) .....	10	213	130	61.0	1,753	15	3	104.8

## RUSHING

	G	Att.	Yds.	Avg.	Long	TD
Dorsett, Tony (1977-85) .....	17	302	1,383	4.6	53	9
Newhouse, Robert (1972-83) .....	23	174	651	3.7	19	3
Thomas, Duane (1970-71) .....	6	130	520	4.0	23	4
Garrison, Walt (1966-74) .....	15	126	493	4.0	19	0
Staubach, Roger (1969-79) .....	20	76	432	5.7	29	0
Hill, Calvin (1969-74) .....	8	90	335	3.8	48	2
Perkins, Don (1961-68) .....	4	66	284	4.0	24	3
Springs, Ron (1979-83) .....	9	42	201	4.8	32	2
Dennison, Doug (1974-78) .....	7	38	130	3.4	14	2
Pearson, Preston (1975-80) .....	13	43	135	3.1	15	0
NFL Record						
Harris, Franco, Pittsburgh (1972-84) .....	19	400	1,556	3.9	50	16

## RECEIVING

	G	No.	Yds.	Avg.	Long	TD
Pearson, Drew (1973-83) .....	22	67	1,105	16.5	83t	8
Hill, Tony (1977-85) .....	17	46	618	13.4	49	4
Dorsett, Tony (1977-85) .....	17	46	403	8.8	32	1
Pearson, Preston (1975-80) .....	13	43	504	11.7	34	3
DuPree, Billy Joe (1973-83) .....	22	38	438	11.5	28	4
Hayes, Bob (1965-74) .....	15	27	425	15.7	86t	3
Johnson, Butch (1976-83) .....	17	25	394	15.8	45t	4
Cosbie, Doug (1979-85) .....	11	22	243	11.1	22	3
Springs, Ron (1979-83) .....	9	18	106	5.9	26	1
Newsome, Timmy (1980-85) .....	10	17	143	8.4	21	1
NFL Record						
Branch, Cliff, Raiders (1972-85) .....	22	73	1,289	17.7	72t	5

## PUNTING (Min. 20 Punts)

	G	No.	Avg.	Long	Blk.
Bateman, Marv (1972-74) .....	4	24	43.3	59	0
Widby, Ron (1968-71) .....	8	51	40.1	65	0
White, Danny (1976-83) .....	17	84	36.6	53	0
NFL Record					
Camarillo, Rich, New England (1981-87) .....	6	35	44.5	62	1

Playoff Records (Cont.)

INTERCEPTIONS

	G	No.	Yds.	Avg.	Long	TD
*Waters, Charlie (1970-78, 80-81)	25	9	124	13.8	29	0
Thurman, Dennis (1978-85)	13	7	126	18.0	39t	1
Harris, Cliff (1970-79)	21	6	103	17.2	30	0
Howley, Chuck (1961-73)	11	4	89	22.3	41	0
Lewis, D. D. (1968-81)	27	4	64	16.0	23	0
Jordan, Lee Roy (1963-76)	19	4	34	8.5	41	0
Renfro, Mel (1964-77)	21	4	32	8.0	19	0
Walls, Everson (1981-85)	7	3	20	6.7	20	0
Hughes, Randy (1975-80)	12	3	1	0.3	1	0
Barnes, Benny (1972-82)	21	3	0	0.0	0	0

\*Shares NFL record with Bill Simpson, L.A. Rams-Buffalo (1974-1982)

PUNT RETURNS (Min. 10)

	G	No.	Yds.	Avg.	Long	TD
Hayes, Bob (1965-74)	15	12	151	12.6	68	0
Johnson, Butch (1976-83)	17	19	208	11.0	44	0

NFL record

Carter, Anthony, Minnesota (1985-88)	5	15	235	15.8	84t	1
--------------------------------------	---	----	-----	------	-----	---

KICKOFF RETURNS (Min. 10)

	G	No.	Yds.	Avg.	Long	TD
Harris, Cliff (1970-79)	21	11	243	22.1	34	0
Jones, James (1980-82, 1984-85)	6	13	267	20.5	33	0
Fellows, Ron (1981-85)	6	11	191	17.4	33	0
Johnson, Butch (1976-83)	17	12	207	17.3	26	0

NFL Record

Garrett, Carl, Oakland (1976-1977)	5	16	481	30.1	62	0
------------------------------------	---	----	-----	------	----	---

SCORING

	G	TD	PAT	FG	Total
Septien, Rafael (1978-85)	13	—	40	18	94
Dorsett, Tony (1977-85)	16	10	—	—	60
Fritsch, Toni (1971-73, 75)	7	—	15	12	51
Pearson, Drew (1973-83)	22	8	—	—	48
Clark, Mike (1968-71, 73)	8	—	14	9	41
Herrera, Efren (1974, 1976-77)	4	—	10	7	31
Thomas, Duane (1970-71)	6	5	—	—	30
DuPree, Billy Joe (1973-83)	22	4	—	—	24
Johnson, Butch (1976-83)	17	4	—	—	24
Hill, Tony (1977-85)	16	4	—	—	24
Richards, Golden (1973-78)	9	4	—	—	24
Laidlaw, Scott (1975-79)	7	4	—	—	24
Villanueva, Danny (1965-67)	3	—	12	4	24

NFL Record

Blanda, George, Chi.-Hou.-Oak. (1949-1975)	19	—	49	22	115
---	----	---	----	----	-----

FIELD GOALS (Min. 10 Field Goals)

	G	Att.	Made	Pct.	Long
*Septien, Rafael (1978-85)	15	21	18	85.7	50
Fritsch, Toni (1971-73, 75)	7	14	12	85.7	45

\*NFL record.

# Cowboys Single Game Playoff Records

## SCORING

### TOTAL POINTS

- 18 Craig Baynham (12/24/67 vs. Cleveland)
- 18 Preston Pearson (1/4/76 @ L.A. Rams)
- 13 Toni Fritsch (1/4/76 @ L.A. Rams)
- 13 Efren Herrera (12/26/77 vs. Chicago)
- 13 Rafael Septien (1/16/83 vs. Green Bay)

### TOUCHDOWNS

- 3 Craig Baynham (12/24/67 vs. Cleveland), 2 runs, 1 pass
- 3 Preston Pearson (1/4/76 @ L.A. Rams), 3 pass

### FIELD GOALS MADE

- 3 Toni Fritsch (12/23/72 @ San Francisco)
- 3 Toni Fritsch (1/4/76 @ L.A. Rams)
- 3 Efren Herrera (12/26/77 vs. Chicago)
- 3 Rafael Septien (1/9/83 vs. Tampa Bay and 1/16/83 vs. Green Bay)

### LONGEST FIELD GOAL

- 50 Rafael Septien (1/16/83 vs. Green Bay)

### FIELD GOALS ATTEMPTED

- 5 Efren Herrera (1/15/78 vs. Denver), 2 FG

### EXTRA POINTS ATTEMPTED — MADE

- 7-7 Danny Villanueva (12/24/67 vs. Cleveland)

## RUSHING

### RUSHING YARDS

- 160 Tony Dorsett (12/28/80 vs. L.A. Rams), 22 carries

### RUSHING ATTEMPTS

- 30 Duane Thomas (12/26/70 vs. Detroit)

### TOUCHDOWNS RUSHING

- 2 Don Perkins (12/24/67 vs. Cleveland)
- 2 Craig Baynham (12/24/67 vs. Cleveland)
- 2 Tony Dorsett (12/26/77 vs. Chicago)

### RUSHING AVERAGE (Min. 10 Attempts)

- 7.2 Tony Dorsett (12/28/80 vs. L.A. Rams), 22-160
- 6.9 Calvin Hill (12/23/72 @ San Francisco), 18-125
- 6.4 Don Perkins (1/1/67 vs. Green Bay), 17-108

### LONGEST RUN

- 53 Tony Dorsett (1/7/79 @ L.A. Rams)

## PASSING

### PASSING YARDS

- 330 Danny White (12/26/83 vs. L.A. Rams), 32 or 53
- 322 Danny White (1/4/81 @ Atlanta), 25 of 39
- 312 Danny White (1/9/83 vs. Tampa Bay), 27 of 45
- 246 Roger Staubach (12/28/75 @ Minnesota), 15 of 24

### PASS ATTEMPTS

- 53 Danny White (12/26/83 vs. L.A. Rams), 32 completions
- 45 Danny White (1/9/83 vs. Tampa Bay), 27 completions
- 43 Danny White (1/4/86 @ L.A. Rams), 24 completions
- 39 Danny White (1/4/81 @ Atlanta), 25 completions
- 37 Roger Staubach (12/19/76 vs. L.A. Rams), 15 completions

### PASS COMPLETIONS

- 32 Danny White (12/26/83 vs. L.A. Rams), 53 attempts
- 27 Danny White (1/9/83 vs. Tampa Bay), 45 attempts
- 25 Danny White (1/4/81 @ Atlanta), 39 attempts
- 24 Danny White (1/4/86 @ L.A. Rams), 43 attempts
- 23 Danny White (1/16/83 vs. Green Bay), 36 attempts

**Playoff Records (Cont.)****TOUCHDOWN PASSES**

4 Roger Staubach (1/4/76 @ L.A. Rams)

**PASSES HAD INTERCEPTED**

4 Roger Staubach (12/30/73 vs. Minnesota)

**COMPLETION PERCENTAGE (Min. 12 completions)**

68.0 Roger Staubach (1/15/78 vs. Denver), 17 of 25

66.7 Danny White (1/10/82 @ San Francisco), 16 of 24

64.1 Danny White (1/4/81 @ Atlanta), 25 of 39

**LONGEST COMPLETION**

86 Don Meredith to Bob Hayes (12/24/67 vs. Cleveland), TD

83 Roger Staubach to Drew Pearson (12/23/73 vs. L.A. Rams), TD

**MOST TIMES SACKED**

7 Roger Staubach (12/23/73 vs. L.A. Rams)

7 Roger Staubach (1/18/76 vs. Pittsburgh)

**PASS RECEIVING****RECEPTIONS**

9 Tony Hill (12/26/83 vs. L.A. Rams), 115 yards

8 Tony Dorsett (1/4/86 @ L.A. Rams), 80 yards

**RECEIVING YARDS**

144 Bob Hayes (12/24/67 vs. Cleveland), 5 receptions

142 Tony Hill (1/16/83 vs. Green Bay), 7 receptions

**TOUCHDOWNS RECEIVING**

3 Preston Pearson (1/4/76 @ L.A. Rams)

**RUSHING-RECEIVING**

188 Tony Dorsett (12/28/80 vs. L.A. Rams), 160 rushing, 28 receiving

167 Duane Thomas (1/3/71 vs. San Francisco), 143 rushing, 24 receiving

**COMBINED YARDAGE**

285 Bob Hayes (12/24/67 vs. Cleveland), 5/144 receiving, 3/141 punt returns

**PUNTING****PUNTS**

9 Ron Widby (1/17/71 vs. Baltimore), 38.6 average

**PUNT AVERAGE**

46.9 Mike Saxon (1/4/86 @ L.A. Rams), 7 punts

**PUNT RETURNS****PUNT RETURNS**

5 James Jones (12/28/80 vs. L.A. Rams), 81 yards

5 Ron Fellows (1/9/83 vs. Tampa Bay), 57 yards

**PUNT RETURN YARDAGE**

141 Bob Hayes (12/24/67 vs. Cleveland), 3 returns

**LONGEST PUNT RETURN**

68 Bob Hayes (12/24/67 vs. Cleveland)

**PUNT RETURN AVERAGE (3 returns)**

47.0 Bob Hayes (12/24/67 vs. Cleveland), 3 for 141 yards

**FAIR CATCHES**

4 Lance Rentzel (12/21/68 @ Cleveland)

4 Cliff Harris (12/23/72 @ San Francisco)

**KICKOFF RETURNS****KICKOFF RETURNS**

5 Mel Renfro (1/1/67 vs. Green Bay), 124 yards

**KICKOFF RETURN YARDAGE**

124 Mel Renfro (1/1/67 vs. Green Bay), 5 returns

## Playoff Records (Cont.)

### LONGEST KICKOFF RETURN

- 89 Rod Hill (1/9/83 vs. Green Bay)
- 48 Thomas Henderson (1/18/76 vs. Pittsburgh)

### KICKOFF RETURN AVERAGE (4 returns)

- 39.3 Rod Hill (1/9/83 vs. Green Bay), 3 for 118 yards

### INTERCEPTIONS

#### INTERCEPTIONS

- 3 Charlie Waters (12/26/77 vs. Chicago)
- 3 Dennis Thurman (1/16/83 vs. Green Bay)

#### INTERCEPTION RETURN YARDAGE

- 68 Thomas Henderson (1/8/79 @ L.A. Rams), on 1 int.

#### LONGEST INTERCEPTION RETURN

- 68 Thomas Henderson (1/8/79 @ L.A. Rams)

## Miscellaneous Individual Records

### PLAYOFFS

#### MOST GAMES PLAYED

- 27\* D. D. Lewis (SB-5; NFC-9; NFC-D-12; NFC-WC-1)
- 26 Larry Cole (SB-5; NFC-8; NFC-D-12; NFC-WC-1)
- 25 Charlie Waters (SB-5; NFC-9; NFC-D-10; NFC-WC-1)
- 23 Jethro Pugh (SB-4; NFC-9; NFC-D-10)
- 23 Robert Newhouse (SB-3; NFC-8; NFC-D-9; NFC-WC-3)

#### MOST SUPER BOWLS PLAYED

- 5\*\* Larry Cole, Cliff Harris, D. D. Lewis, Charlie Waters, Rayfield Wright

#### MOST CONSECUTIVE PASSES WITHOUT INTERCEPTION

- 99 Roger Staubach (began vs. Minnesota, December 25, 1971, ended vs. Minnesota, December 30, 1973).

#### MOST CONSECUTIVE GAMES RUSH FOR TD

- 3 Duane Thomas (began December 25, 1971 vs. Minnesota, ended January 16, 1972, after Super Bowl victory).
- 3 Tony Dorsett (began December 26, 1977 vs. Chicago, ended December 30, 1978 vs. Atlanta; began January 11, 1981 @ Philadelphia, ended January 9, 1983 vs. Tampa Bay).

#### MOST CONSECUTIVE GAMES CATCH TD PASS

- 2 Golden Richards (vs. Minnesota, January 1, 1978 and vs. Denver, January 15, 1978).
- 2 Drew Pearson (vs. L.A. Rams, December 28, 1980 and vs. Atlanta, January 4, 1981).
- 2 Tony Hill (vs. Tampa Bay, January 2, 1982 and @ San Francisco, January 10, 1982).

#### MOST CONSECUTIVE GAMES INTERCEPT PASS

- 3 Mel Renfro (vs. Detroit, December 26, 1970; vs. San Francisco January 3, 1971; and vs. Baltimore, January 17, 1971).
- 3 Randy Hughes (vs. Denver, January 15, 1978; vs. Atlanta, December 30, 1978; and vs L.A. Rams, January 7, 1979).

#### MOST CONSECUTIVE GAMES AT LEAST ONE PASS CATCH

- 22 Drew Pearson (began vs. L.A. Rams, December 23, 1973, ended @ L.A. Rams, January 4, 1986).

#### MOST CONSECUTIVE FIELD GOALS MADE

- 15\* Rafael Septien (began vs. Pittsburgh January 21, 1979, ended @ Washington January 22, 1983).

#### MOST CONSECUTIVE GAMES KICK FG

- 7 Toni Fritsch (started vs. San Francisco, December 23, 1972, ended after January 18, 1976, vs. Pittsburgh).

\*NFL Record

\*\*Share NFL Record

# Cowboys Team Playoff Records

## SINGLE GAME

### SCORING

#### MOST POINTS

52 12/24/67 vs. Cleveland,  
(Dallas 52, Cleveland 14)

#### FEWEST POINTS

0 1/4/86 @ L.A. Rams  
(L.A. Rams 20, Dallas 0)

#### OPPONENT/MOST POINTS

38 12/28/69 vs. Cleveland,  
(Cleveland 38, Dallas 14)

#### OPPONENT/FEWEST POINTS

0 12/26/70 vs. Detroit,  
(Dallas 5, Detroit 0)  
0 1/7/79 @ L.A. Rams,  
(Dallas 28, L.A. Rams 0)  
0 1/2/82 vs. Tampa Bay,  
(Dallas 38, Tampa Bay 0)

#### MOST DECISIVE WIN

38 1/2/82 vs. Tampa Bay,  
(Dallas 38, Tampa Bay 0)  
38 12/24/67 vs. Cleveland,  
(Dallas 52, Cleveland 14)

#### MOST DECISIVE LOSS

24 12/28/69 vs. Cleveland,  
(Cleveland 38, Dallas 14)

#### MOST POINTS COMBINED

66 12/24/67 vs. Cleveland,  
(Dallas 52, Cleveland 14)  
66 1/21/79 vs. Pittsburgh,  
(Pittsburgh 35, Dallas 31)

### FIRST DOWNS

#### MOST FIRST DOWNS

29 12/28/80 vs. L.A. Rams  
29 1/9/83 vs. Green Bay

#### FEWEST FIRST DOWNS

8 12/31/72 @ Washington

#### OPPONENT/MOST FIRST DOWNS

26 1/10/82 @ San Francisco  
22 12/28/69 vs. Cleveland

#### OPPONENT/FEWEST FIRST DOWNS

7 12/26/70 vs. Detroit

#### MOST FIRST DOWNS BY:

##### Rushing

19 12/28/80 vs. L.A. Rams

##### Passing

20 12/26/83 vs. L.A. Rams

##### Penalty

2 8 times, last 1/10/82 @  
San Francisco

#### FEWEST FIRST DOWNS BY:

##### Rushing

2 1/22/83 @ Washington

##### Passing

3 12/26/70 vs. Detroit  
3 12/31/72 @ Washington

#### OPPONENT/MOST FIRST DOWNS BY:

##### Rushing

14 12/30/73 vs. Minnesota

##### Passing

17 12/28/69 vs. Cleveland  
17 1/10/82 @ San Francisco

##### Penalty

4 1/17/71 vs. Baltimore

#### OPPONENT/FEWEST FIRST DOWNS BY:

##### Rushing

1 1/4/76 @ L.A. Rams

##### Passing

1 1/15/78 vs. Denver

### TOTAL YARDS

#### MOST NET YARDS GAINED

528 12/28/80 vs. L.A. Rams

#### FEWEST NET YARDS GAINED

153 12/30/73 vs. Minnesota

#### OPPONENT/MOST NET YARDS GAINED

466 1/16/83 vs. Green Bay  
393 1/10/82 @ San Francisco

#### OPPONENT/FEWEST NET YARDS GAINED

118 1/4/76 @ L.A. Rams

### RUSHING

#### MOST YARDS RUSHING

345 1/2/82 vs. Tampa Bay  
338 12/28/80 vs. L.A. Rams

#### FEWEST YARDS RUSHING

61 1/4/86 @ L.A. Rams  
63 12/26/83 vs. L.A. Rams

#### OPPONENT/MOST YARDS RUSHING

269 1/4/86 @ L.A. Rams

#### OPPONENT/FEWEST YARDS RUSHING

22 1/4/76 vs. L.A. Rams

### PASSING

#### MOST NET YARDS PASSING

310 1/4/81 @ Atlanta

#### FEWEST NET YARDS PASSING

22 12/26/70 vs. Detroit

#### OPPONENT/MOST NET YARDS PASSING

308 1/16/83 vs. Green Bay  
291 1/21/79 vs. Pittsburgh

#### OPPONENT/FEWEST NET YARDS PASSING

35 12/30/78 vs. Atlanta

#### MOST GROSS YARDS PASSING

330 12/26/83 vs. L.A. Rams

#### FEWEST GROSS YARDS PASSING

38 12/26/70 vs. Detroit

## Playoff Records (Cont.)

**OPPONENT/MOST GROSS YARDS PASSING**  
322 1/16/83 vs. Green Bay  
320 1/4/81 @ Atlanta

**OPPONENT/FEWEST GROSS YARDS PASSING**  
50 1/4/86 @ L.A. Rams

**MOST PASS ATTEMPTS**  
53 12/26/83 vs. L.A. Rams  
45 1/9/83 vs. Tampa Bay

**FEWEST PASS ATTEMPTS**  
14 12/25/71 @ Minnesota  
14 12/24/77 vs. Chicago

**OPPONENT/MOST PASS ATTEMPTS**  
40 1/3/71 vs. San Francisco

**OPPONENT/FEWEST PASS ATTEMPTS**  
18 12/31/72 @ Washington

**MOST PASS COMPLETIONS**  
32 12/26/83 vs. L.A. Rams  
27 1/9/83 vs. Tampa Bay

**FEWEST PASS COMPLETIONS**  
4 12/26/70 vs. Detroit

**OPPONENT/MOST COMPLETIONS**  
22 1/10/82 @ San Francisco  
20 12/28/69 vs. Cleveland

**OPPONENT/FEWEST PASS COMPLETIONS**  
6 1/4/86 @ L.A. Rams

**DEFENSE, MOST QB SACKS**  
8 12/31/67 @ Green Bay, (76 yards)

**OPPONENT/DFNS., MOST QB SACKS**  
7 12/23/73 vs. L.A. Rams, (44 yards)  
7 1/18/76 vs. Pitt. (52 yards)

### INTERCEPTIONS

**MOST PASSES INTERCEPTED**  
5 1/7/79 @ L.A. Rams

**OPPONENT/MOST PASSES INTERCEPTED**  
4 12/21/68 @ Cleveland  
4 12/30/73 vs. Minnesota

### PENALTIES

**MOST PENALTIES**  
12 1/15/78 vs. Denver

**FEWEST PENALTIES**  
2 7 times, last 1/18/76 vs. Pittsburgh

**OPPONENT/MOST PENALTIES**  
10 1/2/82 vs. Tampa Bay  
8 1/19/76 @ L.A. Rams  
8 1/15/78 vs. Denver

**OPPONENT/FEWEST PENALTIES**  
0 3 times, last 1/18/76 vs. Pittsburgh

**MOST YARDS PENALIZED**  
133 1/17/71 vs. Baltimore

**FEWEST YARDS PENALIZED**  
10 12/24/67 vs. Cleveland  
10 12/25/71 @ Minnesota

**OPPONENT/MOST YARDS PENALIZED**  
94 1/19/76 @ L.A. Rams

### PUNTING

**MOST PUNTS**  
9 1/17/71 vs. Baltimore

**FEWEST PUNTS**  
2 12/24/67 vs. Cleveland  
2 12/28/80 vs. L.A. Rams

**OPPONENT/MOST PUNTS**  
8 3 times, last 1/1/78 vs. Minnesota

**OPPONENT/FEWEST PUNTS**  
1 12/28/69 vs. Cleveland

**HIGHEST AVERAGE**  
46.9 1/4/86 @ L.A. Rams

**OPPONENT/HIGHEST AVERAGE**  
48.8 12/26/70 vs. Detroit

### PUNT RETURNS

**MOST PUNT RETURNS**  
5 1/1/78 vs. Minnesota  
5 12/28/80 vs. L.A. Rams  
5 1/9/83 vs. Tampa Bay

**MOST PUNT RETURN YARDS**  
155 12/24/67 vs. Cleveland

**OPPONENT/MOST PUNT RETURNS**  
6 12/26/70 vs. Detroit  
6 1/11/81 @ Philadelphia

**OPPONENT/MOST PUNT RETURN YARDS**  
69 1/11/81 @ Philadelphia

### KICKOFF RETURNS

**MOST KICKOFF RETURNS**  
6 4 times, last 1/16/83 vs. Green Bay

**MOST KICKOFF RETURN YARDS**  
173 1/16/83 vs. Green Bay

**OPPONENT/MOST KICKOFF RETURNS**  
8 1/4/76 @ L.A. Rams  
8 12/26/77 vs. Chicago

**OPPONENT/MOST KICKOFF RETURN YARDS**  
188 12/25/71 @ Minnesota

### FUMBLES

**MOST FUMBLES**  
6 12/30/78 vs. Atlanta  
6 1/15/78 vs. Denver

**MOST FUMBLES LOST**  
3 12/23/72 @ San Francisco  
3 12/28/78 vs. Atlanta  
3 1/4/86 @ L.A. Rams

**OPPONENT/MOST FUMBLES**  
5 1/17/71 vs. Baltimore  
5 12/23/72 @ San Francisco  
5 1/1/78 vs. Minnesota

**OPPONENT/MOST FUMBLES LOST**  
4 1/17/71 vs. Baltimore  
4 1/15/78 vs. Denver

# Cowboys Big Days/Playoffs

## 100 YARD RUSHING GAMES

160 yards — Tony Dorsett vs. L.A. Rams	December 28, 1980
143 yards — Duane Thomas vs. San Francisco	January 3, 1971
135 yards — Duane Thomas vs. Detroit	December 26, 1970
125 yards — Calvin Hill vs. San Francisco	December 23, 1972
110 yards — Tony Dorsett vs. Tampa Bay	January 9, 1983
108 yards — Don Perkins vs. Green Bay	January 1, 1967
101 yards — Tony Dorsett vs. L.A. Rams	January 7, 1979

## PASSING

330 yards — Danny White vs. L.A. Rams	December 26, 1983
322 yards — Danny White vs. Atlanta	January 4, 1981
312 yards — Danny White vs. Tampa Bay	January 9, 1983
246 yards — Roger Staubach vs. Minnesota	December 28, 1975
243 yards — Don Meredith vs. Minnesota	January 5, 1969
238 yards — Don Meredith vs. Green Bay	January 1, 1967
228 yards — Roger Staubach vs. Pittsburgh	January 21, 1979
225 yards — Danny White vs. Green Bay	January 16, 1983
220 yards — Roger Staubach vs. L.A. Rams	January 4, 1976
217 yards — Danny White @ L.A. Rams	January 4, 1986

## RECEIVING

144 yards — Bob Hayes vs. Cleveland	December 24, 1967
142 yards — Tony Hill vs. Green Bay	January 16, 1983
136 yards — Billy Parks vs. San Francisco	December 23, 1972
123 yards — Preston Pearson vs. L.A. Rams	January 4, 1976
115 yards — Tony Hill vs. L.A. Rams	December 26, 1983
102 yards — Frank Clarke vs. Green Bay	January 1, 1967

# Cowboys Longest Plays/Playoffs

## LONG RUNS FROM SCRIMMAGE

53 yards — Tony Dorsett vs. L.A. Rams	January 7, 1979
48 yards — Calvin Hill vs. San Francisco	December 23, 1972
32 yards — Ron Springs vs. L.A. Rams	December 28, 1980
29 yards — Roger Staubach vs. Washington	December 31, 1972
29 yards — Tony Dorsett vs. Pittsburgh	January 21, 1979

## LONG FORWARD PASSES

86 yards — Don Meredith to Bob Hayes vs. Cleveland (TD)	December 24, 1967
83 yards — Roger Staubach to Drew Pearson vs. L.A. Rams (TD)	December 23, 1973
68 yards — Don Meredith to Frank Clarke vs. Green Bay (TD)	January 1, 1967
51 yards — Don Meredith to Bob Hayes vs. Minnesota (TD)	January 5, 1969
50 yards — Roger Staubach to Drew Pearson vs. Minnesota (TD)	December 28, 1975

## LONG PUNT RETURNS

68 yards — Bob Hayes vs. Cleveland	December 24, 1967
63 yards — Golden Richards vs. Minnesota (TD)	December 30, 1973
44 yards — Butch Johnson vs. L.A. Rams	December 19, 1976
43 yards — James Jones vs. L.A. Rams	December 28, 1980

## LONG KICKOFF RETURNS

89 yards — Ron Hill vs. Green Bay	January 16, 1983
48 yards — Thomas Henderson vs. Pittsburgh	January 18, 1976
34 yards — Cliff Harris vs. Minnesota	December 30, 1973
33 yards — Cliff Harris vs. San Francisco	December 23, 1972
33 yards — James Jones vs. L.A. Rams	December 28, 1980
33 yards — Ron Fellows vs. L.A. Rams	December 26, 1983

## LONG INTERCEPTION RETURNS

68 yards — Thomas Henderson vs. L.A. Rams (TD)	January 7, 1979
60 yards — Cornell Green vs. Cleveland (TD)	December 24, 1967
41 yards — Chuck Howley vs. Miami	January 16, 1972
39 yards — Dennis Thurman vs. Green Bay (TD)	January 16, 1983
31 yards — Dennis Thurman vs. Tampa Bay	January 2, 1982

## LONG FUMBLE RETURNS

44 yards — Chuck Howley vs. Cleveland (TD)	December 21, 1968
37 yards — Mike Hegman vs. Pittsburgh (TD)	January 21, 1979
21 yards — Randy Hughes vs. Denver	January 15, 1978

# The Last Time . . .

## 400 YARDS TOTAL OFFENSE

**By Cowboys** — 444, @ Washington, 12/11/88

Playoffs — 456, vs. Tampa Bay, 1/9/83

**By Opponents** — 410, Cincinnati, 11/20/88

Playoffs — 456, Green Bay, 1/16/83

## 500 YARDS TOTAL OFFENSE

**By Cowboys** — 554, @ Detroit, 9/15/85

Playoffs — 528, vs. L.A. Rams, 12/28/80

**By Opponents** — 570, @ Cincinnati, 12/8/85

Playoffs — N.A.

## 300 PASSING IN A GAME BY A PLAYER

**By Cowboys** — Steve Pelluer, 333, @ Washington, 12/11/88

Playoffs — Danny White, 330, vs. L.A. Rams, 12/26/83

**By Opponents** — Bernie Kosar, @ Cleveland, 308, 12/4/88

Playoffs — Lynn Dickey, Green Bay, 332, 1/16/83

## 400 YARDS PASSING IN GAME BY PLAYER

**By Cowboys** — Don Meredith, 406, @ San Francisco, 1/13/66

Playoffs — N.A.

**By Opponents** — Phil Simms, 432, @ N.Y. Giants, 10/6/85

Playoffs — N.A.

## 4 TOUCHDOWN PASSES IN GAME BY PLAYER

**By Cowboys** — Danny White, vs. Minnesota, 11/26/87

Playoffs — Roger Staubach, @ L.A. Rams, 1/4/76

**By Opponents** — Dan Marino, @ Miami, 12/17/84

Playoffs — Terry Bradshaw, Pittsburgh, 1/21/79

## 100 YARDS RUSHING IN GAME BY PLAYER

**By Cowboys** — Herschel Walker, 134, @ Cleveland, 12/4/88

Playoffs — Tony Dorsett, 110 vs. Tampa Bay, 1/9/83

**By Opponents** — James Brooks, Cincinnati, 148, 11/20/88

Playoffs — John Riggins, @ Washington, 140, 1/22/83

## 200 YARDS RUSHING IN GAME BY PLAYER

**By Cowboys** — Tony Dorsett, 206, vs. Philadelphia, 12/4/77

Playoffs — N.A.

**By Opponents** — Greg Bell, 206, @ Buffalo, 11/18/84

Playoffs — Eric Dickerson, 248, @ L.A. Rams, 1/4/86

## 3 TOUCHDOWNS RUSHING IN GAME BY PLAYER

**By Cowboys** — Ron Springs (1,4,1) vs. St. Louis, 9/13/81

Playoffs — N.A.

**By Opponents** — Dick James (5,3,39) @ Washington, 12/17/61

Playoffs — Larry Schreiber (1,1,1) @ San Francisco, 12/23/72

## 100 YARDS RECEIVING IN GAME BY PLAYER

**By Cowboys** — Michael Irvin, 149, @ Washington, 12/11/88

Playoffs — Tony Hill, 115 vs. L.A. Rams, 12/26/83

**By Opponents** — Art Monk (103), Terry Orr (104), @ Washington, 12/11/88

Playoffs — James Lofton, Green Bay, 109, 1/16/83

## 3 TOUCHDOWN CATCHES IN GAME BY PLAYER

**By Cowboys** — Michael Irvin (24,61,12) @ Washington, 12/11/88

Playoffs — Preston Pearson, (18,15,19) @ L.A. Rams, 12/26/83

**By Opponents** — Mark Clayton (41,39,63) @ Miami, 12/17/84

Playoffs — N.A.

## 3 TOUCHDOWNS IN GAME BY PLAYER

**By Cowboys** — Michael Irvin (3 receive) @ Washington, 12/11/88

Playoffs — Preston Pearson (3 receive) vs. L.A. Rams, 1/4/76

**By Opponents** — Kelvin Bryant (2 receive, 1 rush), @ Washington, 10/9/88

Playoffs — Larry Schreiber (3 run) @ San Francisco, 12/23/72

## 4 TOUCHDOWNS IN GAME BY PLAYER

**By Cowboys** — Duane Thomas (3 run, 1 receive) vs. St. Louis, 12/18/71

Playoffs — N.A.

**By Opponents** — Harold Jackson (4 receive) @ L.A. Rams, 10/12/73

Playoffs — N.A.

## 3 INTERCEPTIONS IN GAME BY PLAYER

**By Cowboys** — Dennis Thurman vs. Philadelphia, 12/13/81

Playoffs — Dennis Thurman vs. Green Bay, 1/16/83

**By Opponents** — Roger Wehrli, @ St. Louis, 12/7/75

Playoffs — N.A.

**PUNT RETURNED FOR TD**

- By **Cowboys** — Gary Allen, 68 yards, vs. Kansas City, 11/20/83  
Playoffs — Golden Richards, 63 yards vs. Minnesota, 12/30/73  
By **Opponents** — Michael Harper, @ Jets, 78 yards, 10/4/87  
Playoffs — N.A.

**KICKOFF RETURNED FOR TD**

- By **Cowboys** — Thomas Henderson, 97 yards, vs. St. Louis, 9/28/75  
Playoffs — N.A.  
By **Opponents** — Roy Green, 106 yards, St. Louis, 10/21/79  
Playoffs — Vic Washington, @ San Francisco, 97 yards, 12/23/72

**INTERCEPTION RETURNED FOR TD**

- By **Cowboys** — Danny Noonan, 17 yards, vs. Atlanta, 9/25/88  
Playoffs — Dennis Thurman, 39 yards vs. Green Bay, 1/16/83  
By **Opponents** — Leroy Irvin, @ L.A. Rams, 50 yards, 12/7/86  
Playoffs — Darryl Grant, @ Washington, 10 yards, 1/22/83

**FUMBLE RETURNED FOR TD**

- By **Cowboys** — Jim Jeffcoat, recovered in endzone vs. New Orleans, 10/21/84  
Playoffs — Mike Hegman, 37 yards, vs. Pittsburgh, 1/21/79  
By **Opponents** — Henry Thomas, Minnesota, 2 yards, 11/13/88  
Playoffs — Hugh Green, Tampa Bay, 60 yards, 1/9/83

**PUNT BLOCKED FOR TD**

- By **Cowboys** — Everson Walls, @ Cincinnati (Penn runs 46 yards), 12/8/85  
Playoffs — N.A.  
By **Opponents** — Miles McPherson, @ San Diego, (Derrie Nelson runs 21 yards), 11/13/83  
Playoffs — N.A.

**50 POINTS SCORED IN A GAME**

- By **Cowboys** — Dallas 51, Seattle 7, 11/27/80  
Playoffs — Dallas 52, Cleveland 14, 12/24/67  
By **Opponents** — @ Cincinnati 50, Dallas 24, 12/8/85  
Playoffs — N.A.

**40 POINTS SCORED IN A GAME**

- By **Cowboys** — Dallas 41, Philadelphia 22, 10/11/87  
Playoffs — N.A.  
By **Opponents** — Minnesota 43, Dallas 3, 11/13/88  
Playoffs — N.A.

**SHUTOUT SCORED**

- By **Cowboys** — Dallas 38, Baltimore 0, 9/4/78  
Playoffs — Dallas 38, Tampa Bay 0, 1/2/82  
By **Opponents** — Chicago 44, Dallas 0, 11/17/85  
Playoffs — L.A. Rams 20, Dallas 0, 1/4/86

**SAFETY SCORED**

- By **Cowboys** — Danny Noonan, tackled C. Miller in endzone, vs. Atlanta, 9/25/88  
Playoffs — Randy White, tackled Ferragamo in endzone, vs. L.A. Rams, 12/30/79  
By **Opponents** — Al Baker, Chris Doleman, Minnesota, tackled Sweeney in endzone, 11/13/88  
Playoffs — Reggie Harrison, Pittsburgh, blocked punt out of endzone, 1/18/76

**PAT MISSED**

- By **Cowboys** — vs. Philadelphia, 11/24/85 (Septien)  
Playoffs — @ Atlanta, 1/4/81 (Septien)  
By **Opponents** — vs. Houston, 11/24/88 (T. Zendejas)  
Playoffs — Green Bay, 1/16/83 (Stenerud)

**FIELD GOAL BLOCKED**

- By **Cowboys** — Michael Downs, vs. Minnesota, 11/26/87  
Playoffs — Aaron Mitchell, @ Philadelphia, 1/11/81  
By **Opponents** — Clay Matthews, @ Cleveland, 12/4/88  
Playoffs — Frank Nunley, @ San Francisco, 1/2/72

**PUNT BLOCKED**

- By **Cowboys** — Bruce Livingston, vs. Philadelphia, 10/11/87  
Playoffs — N.A.  
By **Opponents** — Jody Schulz, vs. Philadelphia, 12/14/86  
Playoffs — Reggie Harrison, Pittsburgh, 1/18/76

**PAT BLOCKED**

- By **Cowboys** — Robert Williams, vs. Philadelphia, 10/11/87  
Playoffs — Rod Hill, vs. Green Bay, 1/16/83  
By **Opponents** — Vernon Maxwell, Indianapolis, 10/28/84  
Playoffs — Carl Eller, Minnesota, 1/1/78

# Consecutive Winning Seasons

## LONGEST STREAKS OF ALL-TIME

1. New York Yankees (1926-1964).....39
2. Montreal Canadiens (1951/52-1982/83).....32
- \*3. Boston Bruins (1967/68-1988-89).....22
4. Dallas Cowboys (1966-1985).....20
5. Baltimore Orioles (1968-1985).....18
6. Chicago White Sox (1951-1967).....17
7. Chicago Black Hawks (1960/61-1975-76).....16
- L.A. Raiders (1965-1980).....16
- Philadelphia Flyers (1972/73-1987-88).....16
10. Chicago Bears (1930-1944).....15
- Pittsburgh Pirates (1899-1913).....15
- St. Louis Cardinals (baseball) (1939-1953).....15

\* Active

## THANKSGIVING DAY RECORD


(14-6-1)

1966 W Cleveland 26-14	1978 W Washington 37-10
1967 W St. Louis 46-21	1979 L Houston 30-24
1968 W Washington 29-20	1980 W Seattle 51-7
1969 T San Francisco 24-24	1981 W Chicago 10-9
1970 W Green Bay 16-3	1982 W Cleveland 31-14
1971 W Los Angeles 28-21	1983 W St. Louis 35-17
1972 L San Francisco 31-10	1984 W New England 20-17
1973 L Miami 14-7	1985 W St. Louis 35-17
1974 W Washington 24-23	1986 L Seattle 31-14
1975 DNP	1987 L Minnesota 44-38 (OT)
1976 W St. Louis 19-14	1988 L Houston 25-17
1977 DNP	

## COWBOYS' WON-LOST RECORD

Vs. AFC — 41-23
On Monday Night Football — 19-16
On Sunday Night Football — 5-4
In Overtime — 6-3
In Season Openers — 22-6-1
On Thanksgiving Day — 14-6-1

# THE HISTORY





# Cowboys All-Time Results

All-Time Regular Season Record: 250-162-6

Playoff Record: 20-16

\*—Denotes Home Games

## 1960 (0-11-1)

Tom Landry, Head Coach

9/24	L	*28 Pittsburgh (30,000)	35
9/30	L	*25 Philadelphia (18,500)	27
10/9	L	14 Washington (21,142)	26
10/16	L	* 7 Cleveland (28,500)	48
10/23	L	10 St. Louis (23,128)	12
10/30	L	* 7 Baltimore (25,500)	45
11/6	L	*13 Los Angeles (16,000)	38
11/13	L	7 Green Bay (32,294)	41
11/20	L	*14 San Francisco (10,000)	26
11/27	L	7 Chicago (39,951)	17
12/4	T	31 New York (55,033)	31
12/11	L	14 Detroit (43,272)	23
		177	369

## 1961 (4-9-1)

Tom Landry, Head Coach

9/17	W	*27 Pittsburgh (23,500)	24
9/24	W	*21 Minnesota (20,500)	7
10/1	L	7 Cleveland (43,638)	25
10/8	W	28 Minnesota (33,070)	0
10/15	L	*10 New York (41,500)	31
10/22	L	* 7 Philadelphia (25,000)	43
10/29	W	17 New York (60,254)	16
11/5	L	*17 St. Louis (20,500)	31
11/12	L	7 Pittsburgh (17,519)	37
11/19	T	*28 Washington (17,500)	28
11/26	L	13 Philadelphia (60,127)	35
12/3	L	*17 Cleveland (23,500)	38
12/10	L	13 St. Louis (15,384)	31
12/17	L	24 Washington (21,451)	34
		236	380

## 1962 (5-8-1)

Tom Landry, Head Coach

9/16	T	*35 Washington (15,730)	35
9/23	L	*28 Pittsburgh (19,478)	30
9/30	W	27 Los Angeles (26,907)	17
10/7	L	10 Cleveland (44,040)	19
10/14	W	*41 Philadelphia (18,645)	19
10/21	W	42 Pittsburgh (23,106)	27
10/28	L	*24 St. Louis (16,027)	28
11/4	W	38 Washington (49,888)	10
11/11	L	*10 New York (45,668)	41
11/18	L	*33 Chicago (12,692)	34
11/25	L	14 Philadelphia (58,070)	28
12/2	W	*45 Cleveland (24,226)	21
12/9	L	20 St. Louis (14,102)	52
12/16	L	31 New York (62,694)	41
		393	402

## 1963 (4-10)

Tom Landry, Head Coach

9/14	L	* 7 St. Louis (36,432)	34
9/22	L	*24 Cleveland (28,710)	41
9/29	L	17 Washington (40,101)	21
10/6	L	21 Philadelphia (60,671)	24
10/13	W	*17 Detroit (27,264)	14

10/20	L	21 New York (62,889)	37
10/27	L	21 Pittsburgh (19,047)	27
11/3	W	*35 Washington (18,838)	20
11/10	L	24 San Francisco (29,563)	31
11/17	W	*27 Philadelphia (23,694)	20
11/24	L	17 Cleveland (55,096)	27
12/1	L	*27 New York (29,653)	34
12/8	L	*19 Pittsburgh (24,136)	24
12/15	W	28 St. Louis (12,695)	24
		305	378

## 1964 (5-8-1)

Tom Landry, Head Coach

9/12	L	* 6 St. Louis (36,605)	16
9/20	W	*24 Washington (25,158)	18
9/27	L	17 Pittsburgh (35,594)	23
10/4	L	6 Cleveland (72,062)	27
10/11	T	*13 New York (33,324)	13
10/18	L	*16 Cleveland (37,456)	20
10/25	W	31 St. Louis (28,253)	13
11/1	W	24 Chicago (47,527)	10
11/8	W	31 New York (63,031)	21
11/15	L	*14 Philadelphia (55,972)	17
11/22	L	16 Washington (49,219)	28
11/29	L	*21 Green Bay (44,975)	45
12/6	L	14 Philadelphia (60,671)	24
12/13	W	*17 Pittsburgh (35,271)	14
		250	289

## 1965 (7-7)

Tom Landry, Head Coach

9/19	W	*31 New York (59,366)	2
9/26	W	*27 Washington (61,577)	7
10/4	L	13 St. Louis (32,034)	20
10/10	L	*24 Philadelphia (56,249)	35
10/17	L	17 Cleveland (80,451)	23
10/24	L	3 Green Bay (48,311)	13
10/31	L	13 Pittsburgh (37,804)	22
11/7	W	*39 San Francisco (39,677)	31
11/14	W	*24 Pittsburgh (57,293)	17
11/21	L	*17 Cleveland (76,251)	24
11/28	L	31 Washington (50,205)	34
12/5	W	21 Philadelphia (54,714)	19
12/11	W	*27 St. Louis (38,499)	13
12/19	W	38 New York (62,871)	20
		325	280

## PLAYOFF BOWL GAME (Miami)

1/9/66	L	3 Baltimore (65,569)	35
--------	---	----------------------	----

## 1966 (10-3-1)

Tom Landry, Head Coach

9/18	W	*52 New York (60,010)	7
9/25	W	*28 Minnesota (64,116)	17
10/2	W	47 Atlanta (56,990)	14
10/9	W	*56 Philadelphia (69,372)	7
10/16	T	10 St. Louis (50,673)	10
10/23	L	21 Cleveland (84,721)	30
10/30	W	*52 Pittsburgh (58,453)	21
11/6	L	23 Philadelphia (60,658)	24

11/13	W	31	Washington (50,927).....	30
11/20	W	20	Pittsburgh (42,185).....	7
11/24	W	*26	Cleveland (80,259).....	14
12/4	W	*31	St. Louis (76,965).....	17
12/11	L	*31	Washington (64,198).....	34
12/18	W	17	New York (62,735).....	7
		445		239

**1966 CHAMPIONSHIP GAME (Dallas)**

1/1/67	L	27	Green Bay (75,504).....	34
--------	---	----	-------------------------	----

**1967 (9-5)**

Tom Landry, Head Coach

9/17	W	21	Cleveland (81,039).....	14
9/24	W	*38	New York (66,209).....	24
10/1	L	*13	Los Angeles (75,229).....	35
10/8	W	17	Washington (50,566).....	14
10/15	W	*14	New Orleans (64,128).....	10
10/22	W	24	Pittsburgh (39,641).....	21
10/29	L	14	Philadelphia (60,740).....	21
11/5	W	*37	Atlanta (54,751).....	7
11/12	W	27	New Orleans (83,437).....	10
11/19	L	*20	Washington (75,538).....	27
11/23	W	*46	St. Louis (68,787).....	21
12/3	L	17	Baltimore (60,238).....	23
12/10	W	*38	Philadelphia (55,834).....	17
12/16	L	16	San Francisco (27,182).....	24
		342		268

**1967 EASTERN CHAMPIONSHIP GAME (Dallas)**

12/24	W	52	Cleveland (70,786).....	14
-------	---	----	-------------------------	----

**1967 CHAMPIONSHIP GAME (Green Bay)**

12/31	L	17	Green Bay (50,861).....	21
-------	---	----	-------------------------	----

**1968 (12-2)**

Tom Landry, Head Coach

9/15	W	*59	Detroit (61,382).....	13
9/22	W	*28	Cleveland (68,733).....	7
9/29	W	45	Philadelphia (60,858).....	13
10/6	W	27	St. Louis (48,296).....	10
10/13	W	*34	Philadelphia (72,083).....	14
10/20	W	20	Minnesota (47,644).....	7
10/28	L	*17	Green Bay (74,604).....	28
11/3	W	17	New Orleans (84,728).....	3
11/10	L	*21	New York (72,163).....	27
11/17	W	44	Washington (50,816).....	24
11/24	W	34	Chicago (46,667).....	3
11/28	W	*29	Washington (66,076).....	20
12/8	W	*28	Pittsburgh (55,069).....	7
12/15	W	28	New York (62,617).....	186
		431		186

**1968 EASTERN CHAMPIONSHIP GAME (Cleveland)**

12/21	L	20	Cleveland (81,497).....	31
-------	---	----	-------------------------	----

**PLAYOFF BOWL GAME (Miami)**

1/5/69	W	17	Minnesota (22,961).....	13
--------	---	----	-------------------------	----

**1969 (11-2-1)**

Tom Landry, Head Coach

9/21	W	*24	St. Louis (62,134).....	3
9/28	W	21	New Orleans (79,567).....	17
10/5	W	38	Philadelphia (60,658).....	7
10/12	W	24	Atlanta (54,833).....	17
10/19	W	*49	Philadelphia (71,509).....	14
10/27	W	*25	New York (58,964).....	3
11/2	L	10	Cleveland (84,850).....	42
11/9	W	*33	New Orleans (68,282).....	17
11/16	W	41	Washington (50,474).....	28
11/23	L	23	Los Angeles (79,105).....	24
11/27	T	*24	San Francisco (62,348).....	24
12/7	W	10	Pittsburgh (24,990).....	7

12/13	W	*27	Baltimore (63,191).....	10
12/21	W	*20	Washington (56,924).....	10
		369		233

**1969 EASTERN CHAMPIONSHIP GAME (Dallas)**

12/28	L	14	Cleveland (69,321).....	38
-------	---	----	-------------------------	----

**PLAYOFF BOWL GAME (Miami)**

1/3/70	L	0	Los Angeles (31,151).....	31
--------	---	---	---------------------------	----

**1970 (10-4)**

Tom Landry, Head Coach

9/20	W	17	Philadelphia (59,728).....	7
9/27	W	*28	N.Y. Giants (57,239).....	10
10/4	L	7	St. Louis (50,780).....	20
10/11	W	*13	Atlanta (53,611).....	0
10/18	L	13	Minnesota (47,900).....	54
10/25	W	27	Kansas City (51,158).....	16
11/1	W	*21	Philadelphia (55,736).....	17
11/8	L	20	N.Y. Giants (62,928).....	23
11/16	L	*0	St. Louis (69,323).....	38
11/22	W	45	Washington (50,415).....	21
11/26	W	*16	Green Bay (67,182).....	3
12/6	W	*34	Washington (57,936).....	0
12/12	W	6	Cleveland (75,458).....	2
12/20	W	*52	Houston (50,504).....	10
		299		221

**1970 DIVISIONAL PLAYOFF (Dallas)**

12/26	W	5	Detroit (73,167).....	0
-------	---	---	-----------------------	---

**1970 NFC CHAMPIONSHIP GAME (San Francisco)**

1/3/71	W	17	San Francisco (59,625).....	10
--------	---	----	-----------------------------	----

**SUPER BOWL V (Miami)**

1/17/71	L	13	Baltimore (80,055).....	16
---------	---	----	-------------------------	----

**1971 (11-3)**

Tom Landry, Head Coach

9/19	W	49	Buffalo (46,206).....	37
9/26	W	42	Philadelphia (65,358).....	7
10/3	L	*16	Washington (72,000).....	20
10/11	W	*20	N.Y. Giants (68,378).....	13
10/17	L	14	New Orleans (83,088).....	24
10/24	W	*44	New England (65,708).....	21
10/31	L	19	Chicago (55,049).....	23
11/7	W	16	St. Louis (50,486).....	13
11/14	W	*20	Philadelphia (60,178).....	7
11/21	W	13	Washington (53,041).....	0
11/25	W	*28	Los Angeles (66,595).....	21
12/4	W	*52	N.Y. Jets (66,689).....	10
12/12	W	42	N.Y. Giants (62,815).....	14
12/18	W	*31	St. Louis (66,672).....	12
		406		222

**1971 DIVISIONAL PLAYOFF (Minnesota)**

12/25	W	20	Minnesota (49,100).....	12
-------	---	----	-------------------------	----

**1971 NFC CHAMPIONSHIP GAME (Dallas)**

1/2/72	W	14	San Francisco (66,311).....	3
--------	---	----	-----------------------------	---

**SUPER BOWL VI (New Orleans)**

1/16/72	W	24	Miami (81,035).....	3
---------	---	----	---------------------	---

**1972 (10-4)**

Tom Landry, Head Coach

9/17	W	*28	Philadelphia (55,850).....	6
9/24	W	23	N.Y. Giants (62,725).....	14
10/1	L	13	Green Bay (47,103).....	16
10/8	W	*17	Pittsburgh (65,682).....	13
10/15	W	21	Baltimore (58,992).....	0
10/22	L	20	Washington (53,039).....	24
10/30	W	*28	Detroit (65,378).....	24
11/5	W	34	San Diego (54,476).....	28
11/12	W	*33	St. Louis (65,218).....	24
11/19	W	28	Philadelphia (65,720).....	7
11/23	L	*10	San Francisco (65,124).....	31

**1972, Cont.**

12/3	W	27	St. Louis (49,797)	6
12/9	W	*34	Washington (65,136)	24
12/17	L	*3	N.Y. Giants (64,602)	23
		319		240

**1972 DIVISIONAL PLAYOFF****(San Francisco)**

12/23	W	30	San Francisco (61,214)	28
-------	---	----	------------------------	----

**1972 NFC CHAMPIONSHIP GAME****(Washington)**

12/31	L	3	Washington (53,129)	26
-------	---	---	---------------------	----

**1973 (10-4)****Tom Landry, Head Coach**

9/16	W	20	Chicago (55,701)	17
9/24	W	*40	New Orleans (53,972)	3
9/30	W	*45	St. Louis (64,815)	10
10/8	L	7	Washington (54,314)	14
10/14	L	31	Los Angeles (81,428)	37
10/21	W	*45	N.Y. Giants (64,898)	28
10/28	L	16	Philadelphia (65,954)	30
11/4	W	*38	Cincinnati (58,802)	10
11/11	W	23	N.Y. Giants (70,128)	10
11/18	W	*31	Philadelphia (61,985)	10
11/22	L	*7	Miami (64,100)	14
12/2	W	22	Denver (51,706)	10
12/9	W	*27	Washington (64,458-1)	7
12/16	W	30	St. Louis (43,946)	3
		382		203

**1973 DIVISIONAL PLAYOFF****(Dallas)**

12/23	W	27	Los Angeles (64,291)	16
-------	---	----	----------------------	----

**1973 NFC CHAMPIONSHIP GAME**

12/30	L	10	Minnesota (64,524)	27
-------	---	----	--------------------	----

**1974 (8-6)****Tom Landry, Head Coach**

9/15	W	24	Atlanta (52,322)	0
9/23	L	10	Philadelphia (64,088)	13
9/29	L	*6	N.Y. Giants (45,841)	14
10/6	L	*21	Minnesota (57,847)	23
10/13	L	28	St. Louis (49,885)	31
10/20	W	*31	Philadelphia (43,586)	24
10/27	W	21	N.Y. Giants (61,918)	7
11/3	W	*17	St. Louis (64,146)	14
11/10	W	*20	San Francisco (50,018)	14
11/17	L	21	Washington (54,395)	28
11/24	W	10	Houston (49,775)	0
11/28	W	*24	Washington (63,243)	23
12/7	W	*41	Cleveland (48,754)	17
12/14	L	23	Oakland (45,850)	27
		297		235

**1975 (10-4)****Tom Landry, Head Coach**

9/21	W	*18	Los Angeles (49,091)	7
9/28	W	*37	St. Louis (52,417) (OT)	31
10/6	W	36	Detroit (79,784)	10
10/12	W	13	N.Y. Giants (56,511)	7
10/19	L	*17	Green Bay (64,934)	19
10/26	W	20	Philadelphia (64,889)	17
11/2	L	24	Washington (55,004) (OT)	30
11/10	L	*31	Kansas City (63,539)	34
11/16	W	34	New England (60,905)	31
11/23	W	*27	Philadelphia (57,893)	17
11/30	W	*14	N.Y. Giants (53,329)	3
12/7	L	17	St. Louis (49,701)	31
12/13	W	*31	Washington (61,091)	10
12/21	W	31	N.Y. Jets (37,279)	21
		350		268

**1975 DIVISIONAL PLAYOFF****(Minnesota)**

12/28	W	17	Minnesota (48,341)	14
-------	---	----	--------------------	----

**1975 NFC CHAMPIONSHIP GAME****(Los Angeles)**

1/4/76	W	37	Los Angeles (84,483)	7
--------	---	----	----------------------	---

**SUPER BOWL X (Miami)**

1/18/76	L	17	Pittsburgh (80,187)	21
---------	---	----	---------------------	----

**1976 (11-3)****Tom Landry, Head Coach**

9/12	W	*27	Philadelphia (54,052)	7
9/19	W	24	New Orleans (61,413)	6
9/26	W	*30	Baltimore (64,237)	27
10/3	W	28	Seattle (62,027)	13
10/10	W	24	N.Y. Giants (76,042)	14
10/17	L	17	St. Louis (50,317)	21
10/24	W	*31	Chicago (61,346)	21
10/31	W	20	Washington (55,004)	7
11/7	W	*9	N.Y. Giants (58,870)	3
11/15	W	*17	Buffalo (51,779)	10
11/21	L	10	Atlanta (54,992)	17
11/25	W	*19	St. Louis (62,498)	14
12/5	W	26	Philadelphia (55,072)	7
12/12	L	*14	Washington (59,916)	27
		296		194

**1976 DIVISIONAL PLAYOFF****(Dallas)**

12/19	L	12	Los Angeles (62,436)	14
-------	---	----	----------------------	----

**1977 (12-2)****Tom Landry, Head Coach**

9/18	W	16	Minnesota (47,678) (OT)	10
9/25	W	*41	N.Y. Giants (64,215)	21
10/2	W	*23	Tampa Bay (55,316)	7
10/9	W	30	St. Louis (50,129)	24
10/16	W	*34	Washington (62,115)	16
10/23	W	16	Philadelphia (65,507)	10
10/30	W	*37	Detroit (63,160)	0
11/6	W	24	N.Y. Giants (74,532)	10
11/14	L	*17	St. Louis (64,038)	24
11/20	L	13	Pittsburgh (49,761)	28
11/27	W	14	Washington (55,031)	7
12/4	W	*24	Philadelphia (60,289)	14
12/12	W	42	San Francisco (55,848)	35
12/18	W	*14	Denver (63,752)	6
		345		212

**1977 DIVISIONAL PLAYOFF (Dallas)**

12/26	W	37	Chicago (62,920)	7
-------	---	----	------------------	---

**1977 NFC CHAMPIONSHIP GAME (Dallas)**

1/1/78	W	23	Minnesota (61,968)	6
--------	---	----	--------------------	---

**SUPER BOWL XII (New Orleans)**

1/15/78	W	27	Denver (76,400)	10
---------	---	----	-----------------	----

**1978 (12-4)****Tom Landry, Head Coach**

9/4	W	*38	Baltimore (64,224)	0
9/10	W	34	N.Y. Giants (73,265)	24
9/17	L	14	Los Angeles (65,749)	27
9/24	W	*21	St. Louis (62,760)	12
10/2	L	5	Washington (55,031)	9
10/8	W	*24	N.Y. Giants (63,420)	3
10/15	W	24	St. Louis (48,991) (OT)	21
10/22	W	*14	Philadelphia (60,525)	7
10/26	L	*10	Minnesota (61,848)	21
11/5	L	16	Miami (69,414)	23
11/12	W	42	Green Bay (55,256)	14
11/19	W	*27	New Orleans (57,920)	7
11/23	W	*37	Washington (64,905)	10
12/3	W	*17	New England (63,263)	10

12/10	W	31	Philadelphia (64,667)	13
12/17	W	30	N.Y. Jets (52,532)	7
		384		208

### 1978 DIVISIONAL PLAYOFF

(Dallas)

12/30	W	27	Atlanta (60,338)	20
-------	---	----	------------------	----

### 1978 NFC CHAMPIONSHIP GAME

(Los Angeles)

1/7/79	W	28	Los Angeles (67,470)	0
--------	---	----	----------------------	---

### SUPER BOWL XIII (Miami)

1/21/79	L	31	Pittsburgh (78,656)	35
---------	---	----	---------------------	----

### 1979 (11-5)

Tom Landry, Head Coach

9/2	W	22	St. Louis (50,855)	21
9/9	W	21	San Francisco (56,728)	13
9/16	W	*24	Chicago (64,056)	20
9/24	L	*7	Cleveland (80,123)	26
9/30	W	*38	Cincinnati (63,179)	13
10/7	W	36	Minnesota (47,572)	20
10/14	W	*30	Los Angeles (64,462)	6
10/21	W	*22	St. Louis (64,300)	13
10/28	L	3	Pittsburgh (50,199)	14
11/4	W	16	N.Y. Giants (76,490)	14
11/12	L	*21	Philadelphia (62,417)	31
11/18	L	20	Washington (55,031)	34
11/22	L	*24	Houston (63,897)	30
12/2	W	*28	N.Y. Giants (63,787)	7
12/8	W	24	Philadelphia (71,434)	17
12/16	W	*35	Washington (62,867)	34
		371		313

### 1979 DIVISIONAL PLAYOFF

(Dallas)

12/30	L	19	Los Angeles (64,792)	21
-------	---	----	----------------------	----

### 1980 (12-4)

Tom Landry, Head Coach

9/8	W	17	Washington (55,045)	3
9/14	L	20	Denver (74,919)	41
9/21	W	*28	Tampa Bay (62,750)	17
9/28	W	28	Green Bay (54,776)	7
10/5	W	*24	N.Y. Giants (59,126)	13
10/12	W	*59	San Francisco (63,399)	14
10/19	L	10	Philadelphia (70,696)	17
10/26	W	*42	San Diego (60,639)	31
11/2	W	27	St. Louis (50,701)	24
11/9	L	35	N.Y. Giants (68,343)	38
11/16	W	*31	St. Louis (52,567)	21
11/23	W	*14	Washington (58,809)	10
11/27	W	*51	Seattle (57,540)	7
12/7	W	19	Oakland (53,194)	13
12/15	L	14	Los Angeles (65,154)	38
12/21	W	*35	Philadelphia (62,548)	27
		454		311

### 1980 NFC WILD CARD GAME

(Dallas)

12/28	W	34	Los Angeles (64,533)	13
-------	---	----	----------------------	----

### 1980 DIVISIONAL PLAYOFF

(Atlanta)

1/4/81	W	30	Atlanta (60,022)	27
--------	---	----	------------------	----

### 1980 NFC CHAMPIONSHIP GAME

(Philadelphia)

1/11/81	L	7	Philadelphia (70,696)	20
---------	---	---	-----------------------	----

### 1981 (12-4)

Tom Landry, Head Coach

9/6	W	26	Washington (55,045)	10
9/13	W	*30	St. Louis (63,602)	17
9/21	W	35	New England (60,311)	21
9/27	W	*18	N.Y. Giants (63,449)	10

10/4	L	17	St. Louis (49,777)	20
10/11	L	14	San Francisco (57,574)	45
10/18	W	*29	Los Angeles (64,649)	17
10/25	W	*28	Miami (64,221)	27
11/1	W	17	Philadelphia (72,111)	14
11/9	W	*27	Buffalo (62,583)	14
11/15	L	*24	Detroit (79,694)	27
11/22	W	*24	Washington (64,583)	10
11/26	W	*10	Chicago (63,499)	9
12/6	W	37	Baltimore (54,871)	13
12/13	W	*21	Philadelphia (64,955)	10
12/19	L	10	N.Y. Giants (73,009) (OT)	13
		367		277

### 1981 DIVISIONAL PLAYOFF

(Dallas)

1/2/82	W	38	Tampa Bay (64,848)	0
--------	---	----	--------------------	---

### 1981 NFC CHAMPIONSHIP GAME

(San Francisco)

1/10/82	L	27	San Francisco (60,525)	28
---------	---	----	------------------------	----

### 1982 (6-3)

Tom Landry, Head Coach

9/13	L	*28	Pittsburgh (63,431)	36
9/19	W	24	St. Louis (50,705)	7
			Minnesota-canceled	
			*N.Y. Giants canceled	
			*Washington-canceled	
			Philadelphia-canceled	
			Cincinnati-canceled	
			N.Y. Giants-canceled	
			*St. Louis-canceled	
			San Francisco-canceled	
11/21	W	*14	Tampa Bay (49,578)	9
11/25	W	*31	Cleveland (46,267)	14
12/5	W	24	Washington (54,633)	10
12/13	W	37	Houston (51,808)	7
12/19	W	*21	New Orleans (64,506)	7
12/26	L	*20	Philadelphia (46,199)	24
1/3/83	L	27	Minnesota (60,007)	31
		226		145

### 1982 SUPER BOWL TOURNAMENT

(Dallas)

1/9/83	W	30	Tampa Bay (65,042)	17
--------	---	----	--------------------	----

### 1982 SUPER BOWL TOURNAMENT

(Dallas)

1/16/83	W	37	Green Bay (63,972)	26
---------	---	----	--------------------	----

### 1982 NFC CHAMPIONSHIP GAME

(Washington)

1/22/83	L	17	Washington (55,045)	31
---------	---	----	---------------------	----

### 1983 (12-4)

Tom Landry, Head Coach

9/5	W	31	Washington (55,045)	30
9/11	W	34	St. Louis (48,532)	17
9/18	W	*28	N.Y. Giants (62,347)	13
9/25	W	*21	New Orleans (62,136)	20
10/2	W	37	Minnesota (60,774)	24
10/9	W	*27	T. Bay (63,308) (O.T.)	24
10/16	W	*37	Philadelphia (63,070)	7
10/23	L	*38	L.A. Raiders (64,991)	40
10/30	W	38	N.Y. Giants (76,142)	20
11/6	W	27	Philadelphia (71,236)	20
11/13	L	23	San Diego (46,192)	24
11/20	W	*41	Kansas City (64,103)	21
11/24	W	*35	St. Louis (60,764)	17
12/4	W	35	Seattle (63,352)	10
12/11	L	*10	Washington (65,074)	31
12/19	L	17	San Francisco (59,957)	42
		479		360

### 1983 NFC WILD CARD GAME

(Dallas)

12/26	L	17	L.A. Rams (43,521)	24
-------	---	----	--------------------	----

**1984 (9-7)**

Tom Landry, Head Coach			
9/3	W	20	L.A. Rams (65,403).....13
9/9	L	7	N.Y. Giants (75,921).....28
9/16	W	*23	Philadelphia (64,521).....20
9/23	W	*20	Green Bay (64,222).....6
9/30	W	23	Chicago (63,623).....14
10/7	L	*20	St. Louis (61,438).....31
10/14	L	14	Washington (55,431).....34
10/21	W	*30	N. Orleans (50,966)(O.T.)...27
10/28	W	*22	Indianapolis (58,724).....3
11/4	L	*7	N.Y. Giants (60,235).....19
11/11	W	24	St. Louis (48,721).....17
11/18	L	3	Buffalo (74,391).....14
11/22	W	*20	New England (55,341).....17
12/2	W	26	Philadelphia (66,322).....30
12/9	L	*28	Washington (64,286).....30
12/17	L	21	Miami (74,139).....28
		308	308

**1985 (10-6)**

Tom Landry, Head Coach			
9/9	W	*44	Washington (62,292).....14
9/15	L	21	Detroit (72,985).....26
9/22	W	*20	Cleveland (61,456).....7
9/29	W	17	Houston (49,686).....10
10/6	W	30	N.Y. Giants (74,981).....29
10/13	W	*27	Pittsburgh (62,932).....13
10/20	L	14	Philadelphia (70,114).....16
10/27	W	*24	Atlanta (57,941).....10
11/4	L	10	St. Louis (49,347).....21
11/10	W	13	Washington (55,750).....7
11/17	L	*0	Chicago (63,855).....44
11/24	W	*34	Philadelphia (54,047).....17
11/28	W	*35	St. Louis (54,125).....17
12/8	L	24	Cincinnati (56,936).....50
12/15	W	*28	N.Y. Giants (62,310).....21
12/22	L	16	San Francisco (60,114).....31
		357	333

**1985 DIVISIONAL PLAYOFF****(Los Angeles)**

1/4/86	L	0	L.A. Rams (66,351).....20
--------	---	---	---------------------------

**1986 (7-9)**

Tom Landry, Head Coach			
9/8	W	*31	N.Y. Giants (59,804).....28
9/14	W	31	Detroit (73,812).....7
9/21	L	*35	Atlanta (62,880).....37
9/29	W	31	St. Louis (49,077).....7
10/5	L	14	Denver (76,082).....29
10/12	W	*30	Washington (63,264).....6
10/19	W	17	Philadelphia (68,572).....14
10/26	W	*37	St. Louis (60,756).....6
11/2	L	14	N.Y. Giants (74,871).....17
11/9	L	*13	L.A. Raiders (61,706).....17
11/16	W	24	San Diego (55,622).....21
11/23	L	14	Washington (55,642).....41
11/27	L	*14	Seattle (58,023).....31
12/7	L	10	L.A. Rams (64,949).....29
12/14	L	*21	Philadelphia (46,117).....23
12/21	L	*10	Chicago (57,256).....24
		346	337

**1987 (7-8)**

Tom Landry, Head Coach			
9/13	L	13	St. Louis (47,241).....24
9/20	W	16	N.Y. Giants (73,426).....14
9/27			Buffalo-cancelled
10/4	W	38	N.Y. Jets (12,370).....24
10/11	W	*41	Philadelphia (40,622).....22
10/19	L	*7	Washington (60,415).....13
10/25	L	20	Philadelphia (61,630).....37

11/2	W	*33	N.Y. Giants (55,730).....24
11/8	L	17	Detroit (45,325).....27
11/15	W	23	New England (60,567)(OT)17
11/22	L	*14	Miami (56,519).....20
11/26	L	*38	Minnesota (54,229)(OT)....44
12/6	L	*10	Atlanta (40,103).....21
12/13	L	20	Washington (54,882).....24
12/21	W	29	L.A. Rams (60,700).....21
12/27	W	*21	St. Louis (36,788).....16
		340	348

**1988 (3-13)**

Tom Landry, Head Coach			
9/4	L	21	Pittsburgh (56,813).....24
9/12	W	17	Phoenix (67,139).....14
9/18	L	*10	N.Y. Giants (55,325).....12
9/25	W	*26	Atlanta (39,702).....20
10/3	L	17	New Orleans (68,474).....20
10/9	L	*17	Washington (63,235).....35
10/16	L	7	Chicago (64,759).....17
10/23	L	23	Philadelphia (66,309).....24
10/30	L	*10	Phoenix (42,196).....16
11/6	L	21	N.Y. Giants (75,826).....29
11/13	L	*3	Minnesota (57,830).....43
11/20	L	*24	Cincinnati (37,865).....38
11/24	L	*17	Houston (50,845).....25
12/4	L	21	Cleveland (77,683).....24
12/11	W	24	Washington (51,526).....17
12/18	L	*7	Philadelphia (46,131).....23
		265	381

**All-Time  
Preseason  
Results**

Dal.			Opp.
<b>1960 (1-5)</b>			
10	San Francisco (22,000)	@	Seattle 16
13	St. Louis (14,000)	@	San Antonio 20
10	Baltimore (40,000)	@	Dallas 14
14	New York (10,663)	@	Louisville 3
14	Los Angeles (13,500)	@	Pendleton 49
23	Green Bay (20,121)	@	Minn. 28
<b>1961 (2-3)</b>			
38	Minnesota (4,954)	@	Sioux Falls 13
7	Green Bay (30,000)	@	Dallas 30
10	N.Y. (21,500)	@	Albuquerque 28
35	Baltimore (19,000)	@	Norman 24
10	S.F. (22,130)	@	Sacramento 24
<b>1962 (0-5)</b>			
7	Green Bay (54,500)	@	Dallas 31
24	Detroit (77,883)	@	Cleveland 35
10	Baltimore (14,000)	@	Roanoke 24
7	S.F. (20,000)	@	Sacramento 26
26	Minnesota (12,500)	@	Atlanta 45
<b>1963 (3-2)</b>			
17	Los Angeles (70,675)	@	L.A. 14
10	Green Bay (53,121)	@	Dallas 31
17	Los Angeles (29,349)	@	Portland 20
37	S.F. (9,927)	@	Bakersfield 24
27	Detroit (51,218)	@	New Orleans 17
<b>1964 (1-4)</b>			
6	Los Angeles (57,450)	@	L.A. 17
34	S.F. (24,679)	@	Portland 23
16	Los Angeles (30,565)	@	Portland 25
3	Green Bay (60,057)	@	Dallas 35
6	Chicago (35,000)	@	New Orleans 21

Dal.		Opp.
	<b>1965 (2-3)</b>	
0	Los Angeles (31,579)	@ L.A. 9
7	S.F. (24,837)	@ Portland 27
21	Green Bay (67,954)	@ Dallas 12
17	Minn. (41,500)	@ Birmingham 57
34	Chicago (33,525)	@ Tulsa 21
	<b>1966 (5-0)</b>	
24	San Francisco (28,899)	@ S.F. 13
20	Los Angeles (44,217)	@ L.A. 10
21	Green Bay (75,504)	@ Dallas 3
20	Detroit (31,250)	@ Tulsa 10
28	Minnesota (58,316)	@ Dallas 24
	<b>1967 (2-3)</b>	
6	Los Angeles (57,595)	@ L.A. 20
30	San Francisco (31,212)	@ S.F. 24
3	Green Bay (78,087)	@ Dallas 20
30	Houston (53,125)	@ Houston 17
7	Baltimore (58,492)	@ Dallas 33
	<b>1968 (3-3)</b>	
24	Chicago (14,578)	@ Canton 30
16	San Francisco (27,530)	@ S.F. 14
42	Los Angeles (64,978)	@ L.A. 10
27	Green Bay (72,014)	@ Dallas 31
33	Houston (52,289)	@ Houston 19
	<b>1969 (4-2)</b>	
17	Los Angeles (87,381)	@ L.A. 24
20	San Francisco (33,894)	@ S.F. 17
31	Green Bay (73,764)	@ Dallas 13
14	Houston (55,310)	@ Houston 11
25	N.Y. Jets (74,771)	@ Dallas 9
7	Baltimore (58,975)	@ Dallas 23
	<b>1970 (1-5)</b>	
20	San Diego (39,392)	@ San Diego 10
10	Los Angeles (64,646)	@ L.A. 17
34	Green Bay (72,389)	@ Dallas 35
21	Houston (46,548)	@ Houston 37
0	Kansas City (69,055)	@ Dallas 13
21	New York Jets (55,297)	@ Dallas 29
	<b>1971 (6-0)</b>	
45	Los Angeles (87,187)	@ L.A. 21
36	New Orleans (73,560)	@ Dallas 21
16	Cleveland (69,099)	@ Dallas 15
28	Houston (49,078)	@ Houston 20
27	Baltimore (22,291)	@ Baltimore 14
24	Kansas City (74,035)	@ Dallas 17
	<b>1972 (6-1)</b>	
20	College All-Stars (54,162)	@ Chi. 7
26	Houston (65,405)	@ Dallas 24
27	Los Angeles (66,051)	@ L.A. 13
30	New Orleans (81,070)	@ N.O. 7
34	N.Y. Jets (65,386)	@ Dallas 27
10	Kansas City (79,592)	@ K.C. 20
16	Oakland (62,607)	@ Dallas 10
	<b>1973 (4-2)</b>	
24	Los Angeles (75,461)	@ L.A. 7
26	Oakland (53,723)	@ Oakland 27
24	New Orleans (61,022)	@ Dallas 14
24	Houston (46,942)	@ Houston 27
27	Kansas City (57,468)	@ Dallas 16
26	Miami (61,378)	@ Dallas 23
	<b>1974 (3-3)</b>	
7	Oakland (41,049)	@ Oakland 27
13	Los Angeles (46,468)	@ L.A. 6
19	Houston (53,148)	@ Dallas (OT) 13
7	N. Orleans (56,563)	@ N. Orleans 16
25	Kansas City (43,492)	@ Dallas 16
15	Pittsburgh (43,900)	@ Dallas 41

Dal.		Opp
	<b>1975 (2-4)</b>	
7	Los Angeles (62,843)	@ L.A. 35
20	Kansas City (35,630)	@ K.C. 26
13	Minnesota (45,395)	@ Dallas 16
17	Houston (46,951)	@ Houston 14
20	Oakland (39,562)	@ Dallas 31
17	Pittsburgh (43,186)	@ Dallas 16
	<b>1976 (3-3)</b>	
14	Oakland (52,391)	@ Oakland 17
14	Los Angeles (60,158)	@ L.A. 26
9	Denver (54,567)	@ Dallas 13
36	Detroit (30,340)	@ Memphis 16
20	Pittsburgh (64,264)	@ Dallas 10
26	Houston (58,844)	@ Dallas (OT) 20
	<b>1977 (3-3)</b>	
34	San Diego (59,504)	@ Dallas 14
17	Seattle (58,789)	@ Seattle (OT) 23
14	Miami (56,820)	@ Dallas 20
23	Baltimore (54,835)	@ Dallas 21
14	Houston (49,777)	@ Houston 23
30	Pittsburgh (49,824)	@ Dallas 0
	<b>1978 (3-1)</b>	
41	San Francisco (63,736)	@ Dallas 24
21	Denver (74,619)	@ Denver 14
13	Houston (62,242)	@ Dallas 27
16	Pittsburgh (59,747)	@ Dallas 13
	<b>1979 (3-2)</b>	
13	Oakland (20,648)	@ Canton, O. 20
7	Denver (61,192)	@ Dallas 6
17	Seattle (59,803)	@ Seattle 27
16	Houston (62,803)	@ Dallas 13
16	Pittsburgh (64,543)	@ Dallas 14
	<b>1980 (3-1)</b>	
17	Green Bay (54,876)	@ Dallas 14
19	Los Angeles (63,283)	@ Anaheim 16
20	Houston (63,658)	@ Dallas 13
10	Pittsburgh (62,795)	@ Dallas 31
	<b>1981 (2-2)</b>	
17	Green Bay (55,987)	@ Dallas 21
21	Los Angeles (61,459)	@ Anaheim 33
24	Pittsburgh (63,504)	@ Dallas 14
28	Houston (63,799)	@ Dallas 20
	<b>1982 (3-1)</b>	
10	Buffalo (48,612)	@ Dallas 14
26	San Diego (49,182)	@ San Diego 16
36	New England (50,113)	@ Dallas 21
20	Houston (60,150)	@ Dallas 14
	<b>1983 (3-1)</b>	
20	Miami (46,826)	@ Dallas 17
30	L.A. Rams (54,268)	@ L.A. 7
7	Pittsburgh (62,164)	@ Dallas 24
34	Houston (54,363)	@ Dallas 31
	<b>1984 (3-1)</b>	
31	Green Bay (43,371)	@ Dallas 17
24	San Diego (50,740)	@ San Diego 13
10	Pittsburgh (55,658)	@ Dallas 20
31	Houston (53,877)	@ Dallas 24
	<b>1985 (4-0)</b>	
27	Green Bay (41,847)	@ Dallas 3
27	San Diego (48,596)	@ San Diego (OT) 24
15	Chicago (49,540)	@ Dallas 13
20	Houston (53,812)	@ Dallas 10

Dal. **1986 (0-5)** Opp.


6 Chicago (82,699)	@ London 17
0 San Diego (47,744)	@ San Diego 20
19 L.A. Raiders (52,153)	@ Los Angeles 24
28 Pittsburgh (54,299)	@ Dallas 41
14 Houston (62,239)	@ Dallas 17

**1987 (1-3)**

0 San Diego (48,020)	@ San Diego 29
13 San Francisco (57,598)	@ San Francisco 3
10 L.A. Raiders (46,666)	@ Dallas 34
13 Houston (47,043)	@ Dallas 18

**1988 (2-2)**

21 San Diego (40,110)	@ San Diego 24
27 L.A. Raiders (40,774)	@ Los Angeles 17
17 Chicago (47,796)	@ Dallas 9
10 Houston (48,400)	@ Dallas 54



# Ring of Honor

The Cowboys honor former players who made outstanding contributions to the club by inducting them into the Ring of Honor at Texas Stadium. Their names and the years played are prominently displayed in silver on the wall below the press box at Texas Stadium. Members of the Cowboys' Ring of Honor:

**BOB LILLY**, defensive tackle, 1961-74. Nicknamed "Mr. Cowboy," Bob Lilly was the franchise's first draft choice in 1961, the first name in the Ring of Honor in 1975 and its first inductee into the Pro Football Hall of Fame in 1979. A seven-time All-Pro, Lilly was named to a club-record 11 Pro Bowls. He was a two-time All-SWC pick and an All-America at Texas Christian University before being drafted by Dallas.

**DON MEREDITH**, quarterback, 1960-68. Don Meredith led the Cowboys to their first winning season and their first NFL Championship Game in 1966. Signed by Clint Murchison, Jr., before Dallas was granted its NFL franchise, "Dandy Don" played in two Pro Bowls and was named NFL player of the year in 1966. A two-time All-America at SMU, Don's name was added to the Cowboys' Ring of Honor in 1976.

**DON PERKINS**, running back, 1961-68. Don Perkins was the first Cowboys player to rush for more than 6,000 yards. A six-time Pro Bowl selection, Perkins finished among the top ten NFL rushers in each of his eight seasons. He was named NFL rookie of the year in 1961 and All-Pro in 1962. Perkins was signed before Dallas was granted its NFL franchise. A three-time All-Skyline pick at New Mexico, he was inducted into the Ring of Honor in 1976.

**CHUCK HOWLEY**, linebacker, 1961-72. When Chuck Howley retired in 1973, Tom Landry said "I don't know that I've seen anybody better at linebacker than Howley." A six-time All-Pro, Howley was the most valuable player in Super Bowl V. The Cowboys traded for Howley, who was drafted by Chicago in 1958. He was All-America center at West Virginia. A six-time Pro Bowl selection, Howley was added to the Ring of Honor in 1977.

**MEL RENFRO**, defensive back, 1964-77. Mel Renfro was named to the Pro Bowl his first ten seasons in the NFL. He is the club's all-time interceptor with 52 and kickoff returner with a 26.4-yard career average. Renfro was drafted in the second round in 1964 after a career as an All-America halfback and world class sprinter at Oregon. A five-time All-Pro, Renfro was inducted into the Cowboys' Ring of Honor in 1981.

**ROGER STAUBACH**, quarterback, 1969-79. Roger Staubach led the Cowboys to six NFC Championship Games, four Super Bowls and two Super Bowl titles. A great clutch performer, Staubach led Dallas to comeback victories 23 times, 14 in the last two minutes or overtime. A five-time Pro Bowler, he was drafted by Dallas in 1964 after winning the Heisman Trophy and Maxwell Award at the Naval Academy. Inducted into the Ring of Honor in 1983, Roger was elected to the Pro Football Hall of Fame in 1985.

## Silver Season All-Time Team 1960-1984

As part of the Dallas Cowboys' 25th anniversary celebration in 1984, fans voted for the club's all-time team.

### OFFENSE

QB 12	Roger Staubach (1969-79)
17	Don Meredith (1960-68)
RB 33	Tony Dorsett (1977-87)
32	Walt Garrison (1966-74)
43	Don Perkins (1961-68)
C 62	John Fitzgerald (1971-80)
G 76	John Niland (1966-74)
68	Herb Scott (1975-84)
T 73	Ralph Neely (1965-77)
70	Rayfield Wright (1967-79)
TE 89	Billy Joe DuPree (1973-83)
WR 88	Drew Pearson (1973-83)
22	Bob Hayes (1965-74)
K 1	Rafael Septien (1978-86)
P 11	Danny White (1976-1988)

### DEFENSE

DE 72	Ed Jones (1974-88)
79	Harvey Martin (1973-83)
DT 74	Bob Lilly (1961-74)
54	Randy White (1975-88)
LB 55	Lee Roy Jordan (1963-76)
54	Chuck Howley (1961-72)
50	D.D. Lewis (1968-81)
CB 20	Mel Renfro (1964-77)
24	Everson Walls (1981-88)
34	Cornell Green (1962-74)
S 41	Charlie Waters (1970-81)
43	Cliff Harris (1970-79)



### "A New Day In Dallas"

The NFL Films production of "A New Day in Dallas", the Cowboys' new highlights video, is available to groups free of charge from the Cowboys.

The 30-minute VHS videotape narrated by John Wells of Dallas previews the Cowboys' new era under Owner Jerry Jones and Coach Jimmy Johnson.

Civic clubs, church groups and schools may borrow "A New Day in Dallas" by calling the Cowboys at 556-9900 and asking for the highlights video.

"A New Day in Dallas," which is sponsored by New York Life Insurance Company, will be syndicated by NFL Films to television stations in the southwest for airing in August. It will be shown on ESPN in September.

# Historical Highlights

## 1960

**NFL FRANCHISE** — Clint Murchison, Jr., and Bedford Wynne were awarded an expansion franchise in the NFL at the annual league meeting in Miami Beach, Fla. The Cowboys were to play as a "swing" team, playing every other team one time during the first season, although listed in the Western Conference standings (January 28).

**COWBOYS STOCKED** — A player pool was set up in a league meeting at L.A., with each of 12 NFL teams freezing 25 names on its roster and the Cowboys allowed to pick three from each team for a total of 36 veterans. Dallas, once given the list, had to select its 36 players within 24 hours (March 13).

**TRAINING STARTS** — Rookies report to first Cowboys camp at Pacific U., in Forest Grove, Oregon (July 9).

**FIRST PRE-SEASON GAME** — The Cowboys, less than six months in existence, get their first test and drop a 16-10 pre-season game to San Francisco in Seattle (August 6).

**FIRST HOME GAME** — In their Dallas debut, in the Salesmanship Club preseason game, the Cowboys led the world champion Baltimore Colts into the final minute before a 62-yard pass from Johnny Unitas to Lenny Moore gave the Colts a 14-10 victory (August 19).

**FIRST VICTORY** — In a preseason game at Louisville, Ky., the Cowboys beat New York's Giants, 14-3, with Frank Clarke catching touchdown passes of 73 yards (Eddie LeBaron) and 74 yards (Don Meredith) (August 27).

**FIRST LEAGUE GAME** — In their first league game, Dallas fell to Pittsburgh, 35-28, with Bobby Layne leading a fourth-period Steeler rally (Sept. 24, Saturday night).

**STREAK SNAPPED** — Dallas snaps a 20-game loss streak by tying New York, 31-31, at Yankee Stadium (Dec. 4).

## 1961

**TRAINING STARTS** — Rookies launch training at new campsite — St. Olaf College in Northfield, Minn. (July 9).

**FIRST LEAGUE WIN** — Scoring ten points in the final 56 seconds, the Cowboys score their first NFL victory, 27-24, over Pittsburgh in the '61 league opener in the Cotton Bowl. Allen Green's 27-yard field goal on the game's final play won it before 23,500 (Sept. 17).

## 1962

**TRAINING STARTS** — Team begins training at new campsite — Northern Michigan College in Marquette, Mich. (July 13).

**PENALTY HISTORY** — For the first time in anyone's memory in an NFL game, points were awarded for a penalty. The Cowboys were detected holding in the end zone on a 99-yd. TD pass from LeBaron to Clarke, and Pittsburgh was awarded a safety. The Steelers eventually won, 30-28 (Sept. 23).

**100-YARD FIRSTS** — Cowboys' Amos Marsh returned a kickoff 101 yards and Mike Gaechter returned a pass interception 100 yards, both plays for fourth-quarter TDs in a 41-19 win over Philadelphia in Dallas. It was the first time in NFL history that two 100-yard runs had been made in the same game, much less by the same team in the same quarter (Oct. 14).

## 1963

**SHIFT TO KANSAS CITY** — The rival Dallas Texans of the AFL announce they are moving the franchise to Kansas City (Feb. 8).

**CALIFORNIA TRAINING SITE** — The Cowboys open training at California Lutheran College in Thousand Oaks, Calif. (July 12).

**HOWTON SETS RECORD** — Bill Howton broke Don Hutson's all-time receiving mark with a 14-yard catch against Washington (there). Hutson's record was 7,991 yards and the catch gave Howton an even 8,000 yards (Sept. 29).

### 1964

**LANDRY CONTRACT** — With one year to go on his original contract, Tom Landry is signed to a ten-year extension, in effect giving him an 11-year pact, possibly the longest in major pro sports history (Feb. 5).

### 1965

**FIRST SELLOUT** — An overflow crowd of 76,251 jams the Cotton Bowl for the Cleveland game, notching the team's first home sellout. Cleveland won, 24-17 (Nov. 21).

### 1966

**PLAYOFF BOWL** — After defeating New York, 38-20, in the season finale (and winning five of their last seven games) to get into the Playoff Bowl at Miami, the Cowboys fall to Baltimore, 35-3 (Jan. 15).

**MERGER** — Peace comes to pro football with Cowboys GM Tex Schramm completing two months of negotiations with AFL's Lamar Hunt, merging the two leagues under the NFL banner (June 8).

**SCHRAMM ELEVATED** — Texas E. Schramm, Vice-President and General Manager of the Cowboys from the beginning, was named President of the club by owner Clint Murchison, Jr., who retained the title of Chairman of the Board.

**NEELY CASE SOLVED** — Dallas and Houston reached agreement in the Ralph Neely case. Neely remained with Dallas with Houston receiving the Cowboys Nos. 1, 2 and two fifth place picks in the 1967 draft (Nov. 17).

**THE CHAMPIONSHIP** — The Cowboys won their first championship, capturing the Eastern Conference title with a 10-3-1 record, but lost the NFL Championship Game to Green Bay, 34-27.

### 1967

**TEXAS STADIUM** — On Dec. 23, owner Clint Murchison, Jr., formally announced plans to build Texas Stadium in suburban Irving. The stadium, to be financed through a bond-option plan, would be ready for the 1970 season. The stadium would seat a minimum of 58,000.

**SECOND CHAMPIONSHIP** — Under the NFL's new format, the Cowboys easily won the Capitol Division and defeated Cleveland, Century Division winner, 52-14, in the Cotton Bowl for the Eastern conference championship. However, on Dec. 31 in Green Bay, the Cowboys lost their second bid for an NFL title, falling to the Packers, 21-17, in the 13 degree below weather.

### 1968

**WIN CAPITOL** — For the second straight year the Cowboys won the Capitol Division, but for the first time in three years the Cowboys did not win the Eastern Championship, being upset at Cleveland, 31-20, on December 21st. Dallas won the Runner-Up Bowl over Minnesota, 17-13.

### 1969

**TEXAS STADIUM** — Ground was broken for Texas Stadium in suburban Irving on January 25, and on June 29 Bert Rose was named general manager of the stadium.

**ORIGINALS RETIRE** — An era ended for the Cowboys in July. On July 5th at a press conference in Dallas, quarterback Don Meredith, the last of the original Cowboys, announced his retirement. Then, on July 18th, the day the veterans were to report to training camp, all-time rushing great Don Perkins officially retired.

**REPEAT CAPITOL WINS** — Once again the Cowboys rolled to the Capital Division Championship with an 11-2-1 season. However, the Cowboys failed to win the Eastern Championship when on Dec. 28, the Cowboys lost to Cleveland, 38-14, in the Cotton Bowl.

### 1970

**FIVE STRAIGHT PLAYOFFS** — The Cowboys won their last five games to finish 10-4, claim the Eastern Division championship and make the playoffs for the fifth year in a row. They defeated Detroit, 5-0, in the opening round to get a shot at the National Conference championship.

**FIRST NFC TITLE** — The Cowboys captured the biggest prize of their 11-year history on Jan. 3 when they downed San Francisco, 17-10, for the NFC crown. A 16-13 loss to Baltimore in the Super Bowl Jan. 17 left Dallas with one major goal still unrealized.

### 1971

**TEXAS STADIUM** — The Cowboys opened a new era in their sparkling Irving, Tex., home with a 44-21 victory over the New England Patriots on October 24. Duane Thomas scored the first touchdown in the new stadium, a 56-yard run just two minutes and 16 seconds after the opening kickoff. Attendance was 65,708.

**SIX STRAIGHT PLAYOFFS** — The Cowboys won their last seven games to finish 11-3, claim the Eastern Division championship and make the playoffs for the sixth year in a row. They defeated Minnesota, 20-12, in the opening round.

**SECOND NFC TITLE** — For the second consecutive year, the Cowboys met the San Francisco 49ers in the National Conference showdown. This time Dallas won, 14-3, to qualify for its second straight Super Bowl.

**FIRST WORLD CHAMPIONSHIP** — The Cowboys downed the Miami Dolphins, 24-3, to win Super Bowl VI in New Orleans on Jan. 16. It was the 10th victory in a row for Dallas as Roger Staubach passed for two touchdowns and was named the game's Most Valuable Player.

### 1972

**FIRST 1,000-YARD BACK** — Calvin Hill became the first Dallas player to rush for 1,000 yards when he gained 111 on Dec. 9 against the Washington Redskins in Texas Stadium. Hill wound up with 1,036 yards for the season on a record 245 carries.

**SEVEN STRAIGHT PLAYOFFS** — The Cowboys qualified for the NFL playoffs a record seventh consecutive year, their 10-4 record earning them the National Conference Wild Card berth. Roger Staubach passed for two touchdowns in the last 1½ minutes to give the Cowboys a 30-28 victory at San Francisco in the first round. Then, at Washington on New Year's Eve, Dallas was foiled in its bid for a third straight NFL title with the Redskins won, 26-3.

### 1973

**100 VICTORIES** — The Cowboys and Coach Tom Landry recorded their 100th victory with a 40-3 Texas Stadium win over the New Orleans Saints on Sept. 24. Landry, the only head coach the Cowboys have had, ended the season with a career mark of 108-80-6 to rank ninth on the list of the NFL's all-time winningest coaches.

**EIGHT STRAIGHT PLAYOFFS** — The Cowboys regained the NFC Eastern Division title with a 10-4 record and broke their own NFL record by reaching the playoffs for the eighth year in a row. Dallas defeated Western Division champion Los Angeles in the first round, 27-16, but fell to Central Division winner Minnesota in the NFC Championship Game, 27-10.

## 1974

**FIRST TOP DRAFT CHOICE** — For the first time in their history, the Cowboys had the very first choice in the NFL college draft. The No. 1 pick came to Dallas from Houston in exchange for Tody Smith and Billy Parks. The Cowboys selected Ed "Too Tall" Jones, a 6-9 260-pound defensive end from Tennessee State.

**PLAYOFFS MISSED** — The Cowboys' record-breaking string of eight straight years in the NFL playoffs was broken when the club's 8-6 record failed to qualify.

## 1975

**LILLY HONORED** — "Mr. Cowboy" was honored on Bob Lilly Day at Texas Stadium at halftime of the Philadelphia game on Nov. 23. It was the first such recognition ever given to a Dallas player. Lilly never missed a game in 14 years with the Cowboys, earning All-Pro honors seven times at defensive tackle before retiring prior to the '75 season.

**TEN STRAIGHT WINNING SEASONS** — The Cowboys' 10-4 record earned them the NFC Wild Card berth in the playoffs. The composite record over 10 straight winning seasons was 101-37-2.

**THIRD NFC TITLE** — After shocking Minnesota in the first round, 17-14 on Roger Staubach's 50-yard "Hail Mary" pass to Drew Pearson, the Cowboys traveled to Los Angeles for the NFC showdown. Staubach threw four touchdown passes, three to Preston Pearson, and Dallas won, 37-7. Pittsburgh won Super Bowl X on Jan. 18 in Miami, 21-17.

## 1976

**MEREDITH, PERKINS HONORED** — Former Cowboys greats Don Meredith and Don Perkins joined Bob Lilly in the "Ring of Honor" at Texas Stadium during half-time ceremonies at the New York Giants game on Nov. 7.

**ELEVEN STRAIGHT WINNING SEASONS** — The Cowboys won the NFC Eastern Division title with their 11-3 record, giving them their 11th straight winning season and 10th playoff berth in that period. A 14-12 first round loss to Los Angeles — the first time Dallas had lost in the first round under the current playoff setup — ended the season.

## 1977

**HOWLEY HONORED** — Former All-Pro linebacker Chuck Howley, a Cowboy from 1961 through 1973, became the fourth member of the Ring of Honor. Howley was honored during ceremonies at halftime of the Detroit Lions game on Oct. 30.

**TWELVE STRAIGHT WINNING SEASONS** — Getting off to an 8-0 start, their best ever, the Cowboys rolled to a 12-2 record, the championship of the NFC East, and their 12th consecutive winning season. They opened their 11th visit to the playoffs in those 12 years with a 37-7 first-round victory over the Chicago Bears at Texas Stadium.

**FOURTH NFC TITLE** — Dallas crushed the Minnesota Vikings at Texas Stadium, 23-6, for National Conference crown No. 4 and the right to meet the Denver Broncos in Super Bowl XII.

**SECOND WORLD CHAMPIONSHIP** — The Cowboys stopped the Denver Broncos, 27-10, to win Super Bowl XII in New Orleans on January 15, 1978. In the process, Dallas tied Minnesota for most Super Bowl appearances (four) and Green Bay, Miami and Pittsburgh for most Super Bowl victories (two). Defensive linemen Harvey Martin and Randy White were named co-Most Valuable Players in the game.

## 1978

**THIRTEEN STRAIGHT WINNING SEASONS** — After a mediocre 6-4 start, the Cowboys won six straight games to finish the expanded regular season with a 12-4 record and their 10th division crown. It marked the Cowboys' 13th consecutive winning season and 12th trip to the playoffs in that span. Dallas rallied to beat Atlanta 27-20 in a divisional playoff at Texas Stadium, sending the Cowboys to their seventh NFC championship game in the past nine years.

**FIFTH NFC TITLE** — Dallas shut out the Rams in Los Angeles 28-0 in the National Conference title game to advance to the Super Bowl a record fifth time, including three of the last four. In the first Super Bowl rematch, Pittsburgh edged the Cowboys 35-31 for the NFL championship on Jan. 21 in Miami's Orange Bowl.

## 1979

**TWENTIETH ANNIVERSARY** — The Cowboys celebrated their 20th anniversary season at halftime of the St. Louis Cardinals game at Texas Stadium on Oct. 21. Stars from each of those 20 seasons plus Coach Tom Landry were introduced during the halftime ceremonies.

**FOURTH STRAIGHT NFC EAST TITLE** — Rallying from a mid-season slump the Cowboys won their final three games to finish with an 11-5 record, their 11th division championship, including the past four NFC East titles, and 14th consecutive winning season. The Cowboys made their 13th trip to the playoffs in those 14 years, but were eliminated by Los Angeles 21-19 in a divisional playoff at Texas Stadium.

## 1980

**STAUBACH RETIRES** — At a press conference at Texas Stadium on March 31, quarterback Roger Staubach announced his retirement after 11 record-breaking years with the Cowboys. Staubach held all major Cowboys' passing records and was the all-time leading NFL passer.

**LILLY ENTERS HALL OF FAME** — Bob Lilly, a seven-time All-Pro defensive tackle in his 14-year career with the Cowboys from 1961-74, became the first Cowboys' only player to be inducted into the Pro Football Hall of Fame. Enshrined along with Lilly on Aug. 2 at Canton, Ohio, were Herb Adderley, who played for the Cowboys from 1970-72, Jim Otto and Deacon Jones.

**FIFTEEN STRAIGHT WINNING SEASONS** — Behind new starting quarterback Danny White, the Cowboys rolled to their 15th consecutive winning season with a surprising 12-4 record, tied for best in the league with Philadelphia and Atlanta. The Cowboys lost the NFC East title to Philadelphia on a tie-breaker, but entered the playoffs for the 14th game in 15 years, this time as a wild card team. The Cowboys beat Los Angeles 34-13 at Texas Stadium in the NFC Wild Card Game and rallied past the Falcons at Atlanta 30-27 to advance to the NFC Championship Game at Philadelphia. But the Cowboys lost 20-7 in their bid for a sixth Super Bowl appearance.

**LANDRY'S 200th VICTORY** — Tom Landry joined George Halas and Curly Lambeau as the only coaches with 200 NFL victories when the Cowboys beat Los Angeles 34-13 on Dec. 28 at Texas Stadium in the NFC Wild Card Game, raising Landry's record to 200-119-6, counting regular season and playoff games.

## 1981

**RENFRO HONORED** — Former All-Pro defensive back Mel Renfro, the Cowboys' all-time leading pass interceptor, became the fifth member of the Cowboys' Ring of Honor. Renfro, who played for Dallas from 1964 through 1977, was honored during halftime ceremonies of the Cowboys-Miami Dolphins game at Texas Stadium Oct. 25.

**TWELFTH DIVISION CHAMPIONSHIP** — The Cowboys regained the NFC Eastern Division Championship, their 12th division title since 1966, with a 12-4 record and tied Oakland's NFL mark of 16 consecutive winning seasons. Entering the playoffs

for the 15th time in that span, the Cowboys advanced to the NFC Championship Game for the ninth time in 12 years by routing Tampa Bay 38-0 at Texas Stadium. But for the second year in a row Dallas lost the conference title game. San Francisco scored a last-minute touchdown at Candlestick Park to edge the Cowboys 28-27 for a berth in Super Bowl XVI.

### 1982

**200TH REGULAR-SEASON VICTORY** — The Cowboys beat Washington 24-10 at RFK Stadium on Dec. 5 for the club's and Coach Tom Landry's 200th regular season victory.

**SEVENTEEN STRAIGHT WINNING SEASONS** — The Cowboys finished the strike-shortened regular season with a 6-3 record to establish an NFL record of 17 consecutive winning seasons. Entering the playoffs for a record-tying eighth straight year and for the 16th time in 17 years, the Cowboys beat Tampa Bay 30-17 and Green Bay 37-26, both at Texas Stadium, to advance to the NFC Championship Game for the third year in a row. But again the Cowboys come up short, losing 31-17 at Washington.

### 1983

**STAUBACH HONORED** — Former quarterback Roger Staubach, who led the Cowboys to four Super Bowls, became the sixth member of the Ring of Honor during halftime ceremonies of the Cowboys-Tampa Bay game on Oct. 9.

**NEW HEADQUARTERS** — Ground was broken on Nov. 29 for the Cowboys' new headquarters and training facility at The Valley Ranch in northwest Dallas County.

**EIGHTEEN STRAIGHT WINNING SEASONS** — The Cowboys extended their NFL record to 18 consecutive winning seasons with a 12-4 finish. The club also set a league record with its ninth straight playoff appearance, qualifying as a wild card entry. The Los Angeles Rams eliminated the Cowboys from the playoffs, however, with a 24-17 upset victory at Texas Stadium in the NFC Wild Card Game on Dec. 26.

### 1984

**SILVER SEASON** — The Cowboys kicked off their 25th anniversary with a news conference at Texas Stadium on Jan. 27. Club President Tex Schramm announced the Cowboys would celebrate their 25th anniversary during 1984 under the theme "Silver Season."

**OWNERSHIP CHANGES HANDS** — The sale of the Cowboys from the Murchison family to an 11-member limited partnership headed by Dallas businessman H. R. "Bum" Bright was approved by NFL owners on March 19 at the league's annual meeting in Honolulu. The sale was completed on May 18.

**COWBOYS CENTER** — The Cowboys and Triland International announced plans on March 27 for Cowboys Center, an innovative joint venture that will develop business opportunities in a conference center, Cowboys ShowPlace, athletic club, sports arena, office park, housing, and retail and restaurant outlets on 200 acres at The Valley Ranch, adjacent to the Cowboys' new headquarters.

**NINETEEN STRAIGHT WINNING SEASONS** — The Cowboys defeated the Eagles 26-10 in Philadelphia to extend their NFL record to 19 consecutive winning seasons. The Cowboys finished 9-7 and missed the playoffs for the first time in 10 years and only the second time in 19 years.

### 1985

**STAUBACH ENTERS HALL OF FAME** — Roger Staubach, the master of the comeback victory during his 11-year career as a Cowboys quarterback, was inducted into the Pro Football Hall of Fame in his first year of eligibility. Enshrined with Staubach on Aug. 3 at Canton, Ohio, were Pete Rozelle, Joe Namath, O. J. Simpson and Frank Gatski. Staubach joined Bob Lilly as the only players who spent their entire career with the Cowboys to be elected to the Hall of Fame.

**TEXAS STADIUM IMPROVEMENTS** — Texas Stadium unveiled a new look when the Cowboys opened their preseason schedule against Green Bay on Aug. 10. The stadium became the first to have two DiamondVision color scoreboards, and the addition of 118 Crown Suites gave Texas Stadium more private suites, 296, than any stadium in the nation.

**COWBOYS RANCH OPENS** — Cowboys players and coaches reported on Aug. 27 to the team's new headquarters and training facility at Cowboys Center in Valley Ranch.

**DORSETT PASSES 10,000 YARDS** — On a 19-yard sweep around left end, Tony Dorsett became the sixth player in NFL history to rush for 10,000 yards. Dorsett's feat highlighted a 27-13 victory over Pittsburgh at Texas Stadium on Oct. 13.

**THIRTEENTH DIVISION CHAMPIONSHIP** — The Cowboys edged the New York Giants 28-21 on Dec. 15 at Texas Stadium to capture the NFC Eastern Division championship for the first time since 1981. Picked in most season previews to finish third or fourth in the division, the Cowboys rallied for their NFL record 20th consecutive winning season, a 13th division title in 20 years and a playoff berth for the 18th time in that span. But in their NFL record 36th playoff game appearance, the Cowboys fell 20-0 to the Los Angeles Rams in Anaheim Stadium on Jan. 4.

### 1986

**COWBOYS GO TO LONDON** — The Cowboys began preparations for their first trip to a foreign country when the NFL announced on March 12 that the Cowboys would play the Super Bowl champion Chicago Bears in a preseason game at London's Wembley Stadium on Aug. 3.

**100TH WIN AT TEXAS STADIUM** — Dallas defeats St. Louis 37-6 for the club's 100th victory at Texas Stadium. Since the facility opened in 1971 the Cowboys have compiled a 100-25 (.800) record.

**STREAK BROKEN** — The Cowboys' streak of 20 consecutive winning seasons from 1966 through 1985, third longest in professional sports history, came to an end when the club finished with a 7-9 record after losing seven of its last eight games. Only baseball's New York Yankees (39 straight winning seasons, 1926-64) and hockey's Montreal Canadiens (32 from 1951-52 through 1982-83) surpassed the Cowboys' accomplishment. After the 1986 season, the Washington Redskins' five straight winning campaigns (1982-86) represented the NFL's longest active streak.

### 1987

**FOUNDER DIES** — Cowboys founder Clint Murchison, Jr., died March 30 after a long illness. Murchison, 63, who owned the club until 1984, acquired the expansion Dallas franchise in the NFL in 1960. He hired Tex Schramm as general manager, gave Tom Landry a 10-year contract when his coaching career was in doubt in 1964 and was instrumental in the building of Texas Stadium.

**DORSETT GETS 12,000 YARDS** — Tony Dorsett became just the fourth rusher in NFL history to gain more than 12,000 yards when he registered 52 yards against the Rams on Dec. 21 for a career total of 12,036. The only runners left ahead of Dorsett were Walter Payton, Jim Brown and Franco Harris.

### 1988

**LANDRY TIES LAMBEAU** — Dallas opens the 1988 season against Pittsburgh on Sept. 12 and Tom Landry ties an NFL record held by Curly Lambeau by coaching in his 29th consecutive season with the same team. Lambeau led the Green Bay Packers from 1921-49.

### 1989

**COWBOYS SOLD, JOHNSON HIRED** — Jerry Jones purchases the Dallas Cowboys from Bum Bright on Feb. 25 and hires Jimmy Johnson, former head coach at the University of Miami, as head coach to replace Tom Landry.

**SALE APPROVED, SCHRAMM RESIGNS** — In a special league meeting in New York on April 18, the sale of the Dallas Cowboys to Jerry Jones is unanimously approved by the NFL owners and Tex Schramm resigns as the Cowboys president and general manager to run the NFL's new league. Schramm ends a 29-year association with the team that he turned from an expansion franchise into one of the most popular teams in sports history.



# THE SIDELINES



# TEXAS STADIUM

## HOME OF THE COWBOYS



All Cowboys home games are played at Texas Stadium in Irving. The facility which seats 65,024, took nearly 30 months to be completed from the groundbreaking ceremony on Jan. 25, 1969 to the first game on Oct. 24, 1971, when Dallas defeated New England 44-21.

Built at a cost of \$35 million, Texas Stadium originally featured 178 Circle Suites. In 1985 118 Crown Suites were added. Four large scoreboards, including two with DiamondVision screens, hang in each of the corners above the upper level. There is also a scoreboard in the south endzone between the upper and lower level.

Texas Stadium is 792 feet by 633 feet and covers 10 acres. The famous hole in the roof is the same size as the playing field. There are 130 acres of paved parking. Other amenities in the stadium are 86 restrooms, 115 drinking fountains, 24 lower-level concession stands, 28 upper-level concession stands, 16 specialty stands, eight commissaries for outside vendors, four escalators to the upper concourse and two escalators to service the suites.

**Texas Stadium**  
**2401 Airport Freeway**  
**Irving, Tex. 75062**  
**214/438-7676**

Joe Cavagnaro, Sr.	- General Manager
J.R. Cavagnaro, Jr.	- Director of Operations
Bruce Hardy	- Director of Marketing
Bret Chapman	- Stadium/Club Liaison
Caroline Day	- Director of Food & Concessions

## DALLAS COWBOYS TRAVEL

Dan Werner, Director

Cowboys Center  
214/556-2800

Lincoln Plaza  
214/740-4040

Empire Central  
214/637-3833

Dallas Cowboys Travel is a fast-growing, full-service travel agency specializing in corporate and personal travel for a variety of clients. Special "Cowboys Weekend" packages, including accommodations, game-day brunch, game tickets, tours of Cowboys Ranch and transfers to the game and airport, are available through Cowboys Travel. The agency, which features free ticket delivery and 24-hour service, also offers packages for Super Bowl weekend and Cowboys away games.

## Cowboys on the Road

<b>SAN DIEGO</b> (Aug. 13)	
Marriott Mission Valley .....	619/692-3800
<b>LOS ANGELES</b> (Aug. 19)	
California Lutheran University .....	805/493-3500
<b>DENVER</b> (Aug. 26)	
Denver Marriott City Center .....	303/297-1300
<b>NEW ORLEANS</b> (Sept. 10)	
Hotel Inter Continental .....	504/525-5566
<b>ATLANTA</b> (Sept. 17)	
Marriott Marquis Atlanta .....	404/521-0000
<b>GREEN BAY</b> (Oct. 8)	
Paper Valley Hotel (Appleton) .....	414/733-8000
<b>KANSAS CITY</b> (Oct. 22)	
Hyatt Regency Crown Center .....	816/421-1234
<b>WASHINGTON</b> (Nov. 5)	
Hyatt Regency Washington .....	202/737-1234
<b>PHOENIX</b> (Nov. 12)	
The Pointe at South Mountain .....	602/438-9000
<b>PHILADELPHIA</b> (Dec. 10)	
Hershey Philadelphia Hotel .....	215/893-1600
<b>NEW YORK</b> (Dec. 16)	
Meadowlands Hilton .....	201/348-6900

# Dallas Cowboys Cheerleaders



**Leslie Haynes**  
Director



**Kelli McGonagill**  
Asst. Director



**Shannon Werthmann**  
Choreographer



**Judy Trammell**  
Asst. Choreographer

When the Cowboys introduced the 'new' Dallas Cowboys Cheerleaders at Texas Stadium in 1972, little did they know that they were starting something that one day would become what is now considered a phenomenon.

Few could have foreseen what would happen in Miami four years later when, at Super Bowl X, the cheerleaders would capture the imagination of a nation.

However, their affect has not been restricted to Texas Stadium. Armed Forces in remote outposts throughout the world, children and veterans in hospital wards and audiences across the country have experienced the difference these ladies make in the world in which they live.

## 1989-90 DALLAS COWBOYS CHEERLEADERS

### VETERANS

Judy London.....	5th Season, 1st Leader
Alona Wood.....	4th Season, 1st Leader
Sue Hollingsworth.....	3rd Season, 1st Leader
Tina Miller.....	3rd Season, 1st Leader
Shannon Hall.....	3rd Season, 2nd Leader
Cara Blackmon.....	2nd Season, 2nd Leader
Leslie Ezelle.....	2nd Season, 2nd Leader
Deon Sharp.....	2nd Season, 2nd Leader
Laurie Benitez.....	2nd Season
Dina Brown.....	2nd Season
Twiggy Isip.....	2nd Season
Michele Taylor.....	2nd Season
Cindy Villarreal.....	2nd Season
Meredith Walker.....	2nd Season

### ROOKIES-1st Season

Vicki Bennett  
Carrie Blanke  
Shelly Boston  
Opal Bush  
Christi Carthel  
Becky Delano  
Jennifer Frank  
Elizabeth Gay

Debbe Guntermann  
Carolyn Luebben  
Dena Magazzino  
Kourtney Mitchell  
Michelle Musick  
Allison Pierce  
Wendy Polk  
Christina Reza

Shelly Roper  
Michaela Sampite  
Cynthia Sanders  
Sharon Schunior  
Helen Stubblefield  
Toni Tawater  
Stacy Walker

# Cowboys on Radio

The Cowboys have the largest radio network in the National Football League. With KRLD Radio of Dallas serving as the flagship station, play-by-play announcer Brad Sham teams with analyst Dale Hansen to bring Dallas Cowboys football to 125 stations in 12 states on the Texas State Network. TSN also carries Cowboys games in Spanish on 11 stations with Armando Quintero and Mario Montez originating the broadcast on KESS in Dallas.

## The TSN Dallas Cowboys Network

**TEXAS:** Abilene, KORQ-AM; Alice, KBIC-FM; Alpine, KVLF-AM; Amarillo, KGNC-AM; Atlanta, KALT-AM; Atlanta, KPYN-FM; Austin, KLBK-AM; Beeville, KIBL-FM; Big Spring, KBST-AM; Bowie, KRJT-AM; Brady, KNEL-AM; Brenham, KTXX-AM; Brenham, KWHI-FM; Bridgeport, KWCS-FM; Brownwood, KZZE-AM; Bryan-College Sta., KTAM-AM; Burnet, KHLB-AM; Carthage, KGAS-AM; Center, KDET-AM; Cleveland, KLEV-AM; Coleman, KSTA-FM; Colorado City, KAUM-FM; Comanche, KCOM-AM; Corpus Christi, KSIX-AM; Crockett, KIVY-FM; Cuero, KQRO-AM; Dallas, KRLD-AM; Del Rio, KWMC-AM; Denison-Sherman, KMKT-FM; Denton, KDNT-AM; Dimmitt, KDHN-AM; Eagle Pass, KINL-FM; Edinburg, KURV-AM; El Campo, KXGC-FM; Fairfield, KNES-FM; Fort Stockton, KFST-AM; Fort Stockton, KFST-FM; Fredericksburg, KNAF-AM; Freeport-L Jackson, KGLF-FM; Galveston, KILE-AM; Gonzales, KCTI-AM; Gonzales, KPJN-FM; Greenville, KGVL-AM; Hallettsville, KRJH-AM; Haskell, KVRP-FM; Hereford, KPAN-AM; Hereford, KPAN-FM; Houston, KPRC-AM; Jacksonville, KEBE-AM; Jasper, KWYX-FM; Kermit, KERB-AM; Kingsville, KODK-FM; La Grange, KBUK-FM; Lamesa, KPET-AM; Lampasas, KCYL-AM; Levelland, KLVT-AM; Liberty, KPXE-AM; Longview, KAEZ-FM; Lubbock, KFYO-AM; Lufkin, KRBA-AM; Marshall, KCOL-AM; Midland-Odessa, KCRS-AM; Mt. Pleasant, KIMP-AM; Mt. Pleasant, KPXI-FM; Orange, KOGT-AM; Pampa, KOMX-FM; Paris, KPLT-AM; Paris, KTXU-FM; Pecos, KIUN-AM; Perryton, KEYE-AM; Plainview, KVOP-AM; Rockdale, KRXT-FM; Rusk-Palestine, KTLU-AM; Rusk-Palestine, KWRW-FM; San Angelo, KTEO-AM; San Antonio, WOAI-AM; Silsbee, KKAS-AM; Silsbee, KWDX-FM; Snyder, KSNY-AM; Spearman, KRDF-FM; Stephenville, KSTV-AM; Stephenville, KSTV-FM; Sulphur Springs, KSST-AM; Sweetwater, KXOX-AM; Terrell, KTLR-FM; Texarkana, KMLA-AM; Tullia, KTUE-AM; Tyler, KTBB-AM; Uvalde, KTUF-FM; Victoria, KNAL-AM; Waco, WACO-AM; Wichita Falls, KWFT-AM; Winnsboro, KWNS-FM; Woodville, KVLL-AM.

**ALABAMA:** Florence, WQLT-FM.

**ARKANSAS:** Little Rock, KHLT-AM.

**ARIZONA:** Douglas, KAPR-AM.

**CALIFORNIA:** Simi Valley, KWNK-AM.

**LOUISIANA:** Lake Charles, KLCL-AM; Many, KWLTV-FM; Shreveport, KFLO-AM.

**MISSISSIPPI:** Laurel, WAML-AM.

**NORTH CAROLINA:** Cherryville, WCSL-AM.

**NEW MEXICO:** Alamogordo, KPSA-AM; Albuquerque, KKOBA-AM; Carlsbad, KAMQ-AM; Clayton, KLMX-AM; Farmington, KWYK-FM; Gallup, KYVA-AM; Roswell, KBIM-FM.

**OKLAHOMA:** Ardmore, KVSO-AM; Atoka, KHKC-FM; Chickasha, KWCO-AM; Chickasha, KXXK-FM; Claremore, KWPR-AM; Clinton-W'ford, KKCC-FM; Duncan, KRHD-FM; Enid, KCRC-AM; McAlester, KTMC-AM; Muskogee, KBIX-AM; Okl. City/Norman, WWLS-AM; Pauls Valley, KGOK-FM; Ponca City, KLOR-FM.

**TENNESSEE:** Erwin, WXIS-FM.

**VIRGINIA:** Virginia Beach, WGH-AM.

## The TSN Dallas Cowboys Spanish Radio Network

**NEW MEXICO:** Albuquerque, KABQ-AM.

**TEXAS:** Austin, KELG-AM; Dallas-Fort Worth, KESS-AM; Eagle Pass, XEMU-AM; El Paso/Juarez, XEROK-AM; Laredo/Nuevo Lar., XEAS-AM; McAllen-Reynosa, XERKS-AM; Pecos, KPTX-FM; San Angelo, KSJT-FM; San Antonio, KSAH-AM; Stamford, KVRP-AM.

## **Cowboys on Television**

### **"Cowboys Special Edition"**

"Cowboys Special Edition" gives Cowboys fans an inside look at the club in a lively, half-hour magazine style format every week during the season. Produced by Brenda Bushell and featuring Cowboys Owner Jerry Jones and host Becky Dixon, "Cowboys Special Edition" presents the off-the-field human interest stories that bring the Cowboys alive. The show is seen on a regional network of more than 20 stations.

### **"The Jimmy Johnson Show"**

Coach Jimmy Johnson gives fans a personal analysis of his team every week from the opening of the regular season through the playoffs on "The Jimmy Johnson Show." Johnson and host Scott Murray review the past game, preview the upcoming opponent and provide special features and interviews. The show is produced by Brenda Bushell and seen on a regional network of more than 20 stations.

## **Cowboys in Print**

### **"Dallas Cowboys Weekly"**

The largest team publication in sports is the "Dallas Cowboys Weekly," circulation 56,000. Edited by Jarrett Bell, the 14-year-old Weekly reaches Cowboys fans across the nation 32 times a year with game action photos and stories, columns by Jerry Jones and Jimmy Johnson, the Cheerleaders centerfold, lots of color action photos and more.

### **"Dallas Cowboys Annual Season Preview Magazine"**

The club created its newest publication in 1986. The "Dallas Cowboys Annual Season Preview" is a full-color magazine published in July and filled with stories and photos about the team and its prospects for the upcoming season, plus a full-color Cowboys Cheerleaders swimsuit feature. The magazine is available on newsstands or with a subscription to the Cowboys Weekly newspaper. A Spanish-language edition is available in Mexico.

### **"Dallas Cowboys Bluebook"**

This hard-cover annual collector's item is available in bookstores and is a Cowboys fan's only authoritative reference guide. Published by Taylor Publishing Company of Dallas and written by Jarrett Bell, Bluebook X includes team and individual statistics and records, player biographies, color photos, plus features on players, coaches, the front office and the Cowboys Cheerleaders.

## Entertainment Activities

Bill Lively, former director of the Cowboys Band, assumed the newly-created position of Cowboys executive entertainment producer in 1989.

Lively's responsibilities involve coordinating the presentation of the off-the-field entertainment components of Cowboys games at Texas Stadium.

The entertainment presentation at Cowboys games includes the Cowboys Cheerleaders, DiamondVision scoreboard, public address announcer, pre-game and halftime events and music.

Lively is assistant vice president and executive director of alumni relations at Southern Methodist University. He directed the Cowboys Band for 14 years and also is the former director of the SMU band.



LIVELY

### 1989 Halftime Activities

**Saturday, September 2 — Houston** ... Ashley Whippet International World Champion Frisbee Dogs.

**Sunday, September 24 — Washington** ... Tyler Junior College Band and Apache Belles.

**Sunday, October 1 — New York Giants** ... Grambling State University Band.

**Sunday, October 15 — San Francisco** ... United States Marine Drum and Bugle Corps.

**Sunday, October 29 — Phoenix** ... To Be Announced.

**Sunday, November 19 — Miami** ... Dallas Cowboys Cheerleaders

**Thursday, November 23 — Philadelphia** ... University of Arkansas Band

**Sunday, December 3 — Los Angeles Rams** ... Kilgore Rangerettes.

**Sunday, December 24 — Green Bay** ... Blues Brothers, Baylor University



# Cowboys Attendance Records

## TOTAL ATTENDANCE

Year	Home Games (No.)	Avg.	Percent Change	Road Games (No.)	Pre-Season Games (No.)	Post-Season Games	Grand Total
1960	128,500(6)	21,417	—	214,820(6)	120,284(6)	—	463,604
1961	172,000(7)	24,571	+33.9%	251,443(7)	97,584(5)	—	521,027
1962	152,446(7)	21,778	-11.4%	278,807(7)	178,683(5)	—	609,936
1963	188,727(7)	26,961	+23.8%	280,062(7)	214,290(5)	—	683,079
1964	268,661(7)	38,380	+42.3%	356,339(7)	207,751(5)	—	832,751
1965	388,912(7)	55,559	+44.8%	366,390(7)	199,395(5)	65,569	1,020,266
1966	473,373(7)	67,625	+21.7%	408,889(7)	238,186(5)	75,504	1,195,952
1967	460,476(7)	65,782	-2.7%	402,843(7)	278,511(5)	121,647	1,263,477
1968	470,110(7)	67,158	+2.1%	401,626(7)	300,909(6)	104,458	1,277,103
1969	443,352(7)	63,336	-5.7%	434,477(7)	384,095(6)	100,472	1,362,396
1970	411,531(7)	58,790	-7.2%	398,377(7)	347,327(6)	212,847	1,370,082
1971	466,220(7)	66,603	+13.3%	416,043(7)	375,250(6)	195,716	1,454,229
1972	446,990(7)	63,856	-4.1%	391,852(7)	474,273(7)	114,343	1,427,458
1973	433,030(7)	61,861	-3.1%	423,177(7)	355,994(6)	128,815	1,341,016
1974	373,435(7)	53,348	-13.8%	378,233(7)	284,620(6)	—	1,036,288
1975	402,294(7)	57,471	+7.7%	404,073(7)	273,567(6)	211,095	1,291,029
1976	412,698(7)	58,957	+2.6%	414,867(7)	320,564(6)	62,436	1,210,565
1977	432,885(7)	61,840	+5.0%	398,486(7)	329,549(6)	201,288	1,362,208
1978	498,865(8)	62,358	+0.9%	484,905(8)	260,344(4)	206,464	1,450,578
1979	508,965(8)	63,621	+0.2%	488,432(8)	268,989(5)	64,792	1,331,178
1980	477,378(8)	59,672	-6.2%	492,828(8)	244,612(4)	195,251	1,410,069
1981	511,541(8)	63,943	+7.2%	502,392(8)	243,849(4)	125,373	1,383,155
1982	269,981(5)	53,996	-15.6%	217,153(4)	208,057(4)	184,059	879,250
1983	505,793(8)	63,224	+17.1%	481,230(8)	217,621(4)	43,521	1,248,165
1984	479,733(8)	59,967	-5.2%	523,951(8)	203,646(4)	—	1,207,330
1985	478,958(8)	59,870	-0.2%	489,913(8)	193,795(4)	66,351	1,229,017
1986	469,806(8)	58,726	-1.9%	518,627(8)	299,134(5)	—	1,287,567
1987	344,406(7)	49,201	-16.2%	416,141(8)	199,327(4)	—	959,874
1988	393,129(8)	49,141	-0.1%	528,529(8)	177,080(4)	—	1,098,738
Total	11,464,195(209)	54,853	—	11,764,905(209)	7,497,286(148)	2,481,001	33,207,387

## \*LARGEST CROWDS

### Home

80,259 — Dallas 26, Cleveland 14; Nov. 24, 1966.  
76,965 — Dallas 31, St. Louis 17; Dec. 4, 1966.

### Away

84,850 — Cleveland 42, Dallas 10; Nov. 2, 1969.  
84,278 — Dallas 17, New Orleans 3; Nov. 3, 1968.

## SMALLEST CROWDS

### Home

†10,000—San Francisco 26, Dallas 14; Nov. 20, 1960.  
12,692—Chicago 34, Dallas 33; Nov. 18, 1962.

### Away

4,954 — Dallas 38, Minnesota 13; Aug. 5, 1961 in Sioux Falls, S.D.  
12,370 — Dallas 38, N.Y. Jets 24; Oct. 4, 1987.

\*Cowboys-Rams played before 87,381 in pre-season, Aug. 8, 1969 in Los Angeles.  
†Estimated; no turnstiles in Cotton Bowl in 1960 and 1961.

## SELLOUT STREAKS

The Dallas Cowboys have sold out 105 of their 144 games, including playoffs, at Texas Stadium (73%). Since 1976, 89 of the 108 Cowboys games at Texas Stadium have been sold out.

Longest home sellout streak — 44 straight games (began 10/16/77 vs. Washington, ended 11/21/82 vs. Tampa Bay) regular season and playoffs.

Last home non-sellout (regular season and playoffs) — 12/18/88 vs. Philadelphia

Longest road sellout streak — 43 straight games (began 9/24/79 @ Cleveland, ended 11/18/84 @ Buffalo)

Last road non-sellout (regular season and playoffs) — 11/8/87 @ Detroit (11 straight)



# 1988 Final NFL Standings

## AFC EASTERN DIVISION

	W	L	T	Pct.	Pts.	OP
*Buffalo	12	4	0	.750	329	237
Indianapolis	9	7	0	.563	354	315
New England	9	7	0	.563	250	284
N.Y. Jets	8	7	1	.531	372	354
Miami	6	10	0	.375	319	380

## CENTRAL DIVISION

*Cincinnati	12	4	0	.750	448	329
†Cleveland	10	6	0	.625	304	288
†Houston	10	6	0	.625	424	365
Pittsburgh	5	11	0	.313	336	421

## WESTERN DIVISION

*Seattle	9	7	0	.563	339	329
Denver	8	8	0	.500	327	352
L.A. Raiders	7	9	0	.438	325	369
San Diego	6	10	0	.375	231	332
Kansas City	4	11	1	.281	254	320

\*Division Champion  
†Wild Card For Playoffs

## WILD CARD GAME

Houston 24, @ Cleveland 23

## DIVISIONAL PLAYOFFS

@ Buffalo 17, Houston 10

@ Cincinnati 21, Seattle 13

## CONFERENCE CHAMPIONSHIP

@ Cincinnati 21, Buffalo 10

## SUPER BOWL XXIII

@ Miami, Fla.

San Francisco 20, Cincinnati 16

## PRO BOWL

NFC 34, AFC 3

## NFC EASTERN DIVISION

	W	L	T	Pct.	Pts.	OP
*Philadelphia	10	6	0	.625	379	319
N.Y. Giants	10	6	0	.625	359	304
Washington	7	9	0	.438	345	387
Phoenix	7	9	0	.438	344	398
Dallas	3	13	0	.188	265	381

## CENTRAL DIVISION

*Chicago	12	4	0	.750	312	215
†Minnesota	11	5	0	.688	406	233
Tampa Bay	5	11	0	.313	261	350
Detroit	4	12	0	.250	220	313
Green Bay	4	12	0	.250	240	315

## WESTERN DIVISION

*San Francisco	10	6	0	.625	369	294
†Los Angeles Rams	10	6	0	.625	407	293
New Orleans	10	6	0	.625	312	283
Atlanta	5	11	0	.313	244	315

\*Division Champion  
†Wild Card For Playoffs

## WILD CARD GAME

@ Minnesota 28, L.A. Rams 17

## DIVISIONAL PLAYOFFS

@ Chicago 20, Philadelphia 12

@ San Francisco 34, Minnesota 9

## CONFERENCE CHAMPIONSHIP

San Francisco 28, @ Chicago 3

# 1989 NFL Post Season Games

## SUNDAY, DECEMBER 31

WILD CARD GAMES

## SATURDAY, JANUARY 6

AFC AND NFC DIVISIONAL PLAYOFFS

## SUNDAY, JANUARY 7

AFC AND NFC DIVISIONAL PLAYOFFS

## SUNDAY, JANUARY 14

AFC CHAMPIONSHIP GAME

NFC CHAMPIONSHIP GAME

## SUNDAY, JANUARY 28

SUPER BOWL XXIV (New Orleans, La.)

## SUNDAY, FEBRUARY 4

AFC-NFC PRO BOWL

AT HONOLULU, HAWAII



# 1989 NATIONAL FOOTBALL LEAGUE SCHEDULE

(All times local)

(CBS-TV and NBC-TV doubleheader games to be determined)



## SUNDAY, SEPT. 10 (1st Weekend)

Buffalo at Miami	4:00
Cincinnati at Chicago	12:00
Cleveland at Pittsburgh	4:00
Dallas at New Orleans	12:00
Houston at Minnesota	3:00
Kansas City at Denver	2:00
Los Angeles Rams at Atlanta	1:00
New England at New York Jets	4:00
Phoenix at Detroit	1:00
San Diego at Los Angeles Raiders	1:00
San Francisco at Indianapolis	12:00
Seattle at Philadelphia	4:00
Tampa Bay at Green Bay	12:00

## MONDAY, SEPT. 11

New York Giants at Washington	9:00
-------------------------------	------

## SUNDAY, SEPT. 17 (2nd Weekend)

Dallas at Atlanta	1:00
Detroit at New York Giants	4:00
Houston at San Diego	1:00
Indianapolis at Los Angeles Rams	1:00
Los Angeles Raiders at Kansas City	12:00
Miami at New England	1:00
Minnesota at Chicago	3:00
New Orleans at Green Bay	12:00
New York Jets at Cleveland	1:00
Philadelphia at Washington	1:00
Phoenix at Seattle	1:00
Pittsburgh at Cincinnati	1:00
San Francisco at Tampa Bay	4:00

## MONDAY, SEPT. 18

Denver at Buffalo	9:00
-------------------	------

## SUNDAY, SEPT. 24 (3rd Weekend)

Atlanta at Indianapolis	12:00
Buffalo at Houston	12:00
Chicago at Detroit	1:00
Green Bay at Los Angeles Rams	1:00
Kansas City at San Diego	1:00
Los Angeles Raiders at Denver	2:00
Minnesota at Pittsburgh	1:00
New Orleans at Tampa Bay	1:00
New York Jets at Miami	4:00
Phoenix at New York Giants	1:00
San Francisco at Philadelphia	1:00
Seattle at New England	1:00
Washington at Dallas	12:00

## MONDAY, SEPT. 25

Cleveland at Cincinnati	9:00
-------------------------	------

## SUNDAY, OCT. 1 (4th Weekend)

Atlanta vs. Green Bay at Milwaukee	12:00
Cincinnati at Kansas City	12:00
Denver at Cleveland	1:00
Indianapolis at New York Jets	1:00
Los Angeles Rams at San Francisco	1:00
Miami at Houston	12:00
New England at Buffalo	1:00
New York Giants at Dallas	3:00
Pittsburgh at Detroit	1:00
San Diego at Phoenix	1:00
Seattle at Los Angeles Raiders	1:00
Tampa Bay at Minnesota	12:00
Washington at New Orleans	12:00

## MONDAY, OCT. 2

Philadelphia at Chicago	8:00
-------------------------	------

## SUNDAY, OCT. 8 (5th Weekend)

Atlanta at Los Angeles Rams	1:00
-----------------------------	------

## SUNDAY, OCT. 8 (5th Weekend Cont.)

Buffalo at Indianapolis	12:00
Chicago at Tampa Bay	1:00
Cincinnati at Pittsburgh	1:00
Cleveland at Miami	1:00
Dallas at Green Bay	12:00
Detroit at Minnesota	12:00
Houston at New England	1:00
Kansas City at Seattle	1:00
New Orleans at San Francisco	1:00
New York Giants at Philadelphia	1:00
Phoenix at Washington	4:00
San Diego at Denver	2:00

## MONDAY, OCT. 9

Los Angeles Raiders at New York Jets	9:00
--------------------------------------	------

## SUNDAY, OCT. 15 (6th Weekend)

Detroit at Tampa Bay	1:00
Green Bay at Minnesota	12:00
Houston at Chicago	12:00
Indianapolis at Denver	2:00
Kansas City at Los Angeles Raiders	1:00
Miami at Cincinnati	1:00
New England at Atlanta	1:00
New York Jets at New Orleans	3:00
Philadelphia at Phoenix	1:00
Pittsburgh at Cleveland	4:00
San Francisco at Dallas	12:00
Seattle at San Diego	1:00
Washington at New York Giants	1:00

## MONDAY, OCT. 16

Los Angeles Rams at Buffalo	9:00
-----------------------------	------

## SUNDAY, OCT. 22 (7th Weekend)

Atlanta at Phoenix	1:00
Dallas at Kansas City	12:00
Denver at Seattle	1:00
Green Bay at Miami	1:00
Indianapolis at Cincinnati	1:00
Los Angeles Raiders at Philadelphia	1:00
Minnesota at Detroit	1:00
New England at San Francisco	1:00
New Orleans at Los Angeles Rams	1:00
New York Giants at San Diego	1:00
New York Jets at Buffalo	1:00
Pittsburgh at Houston	12:00
Tampa Bay at Washington	1:00

## MONDAY, OCT. 23

Chicago at Cleveland	9:00
----------------------	------

## SUNDAY, OCT. 29 (8th Weekend)

Atlanta at New Orleans	12:00
Detroit vs. Green Bay at Milwaukee	12:00
Houston at Cleveland	1:00
Kansas City at Pittsburgh	1:00
Los Angeles Rams at Chicago	12:00
Miami at Buffalo	1:00
New England at Indianapolis	1:00
Philadelphia at Denver	2:00
Phoenix at Dallas	12:00
San Diego at Seattle	1:00
San Francisco at New York Jets	4:00
Tampa Bay at Cincinnati	1:00
Washington at Los Angeles Raiders	1:00

## MONDAY, OCT. 30

Minnesota at New York Giants	9:00
------------------------------	------

## SUNDAY, NOV. 5 (9th Weekend)

Buffalo at Atlanta	1:00
Chicago at Green Bay	12:00

**SUNDAY, NOV. 5th (9th Weekend Cont.)**

Cincinnati at Los Angeles Raiders	1:00
Cleveland at Tampa Bay	1:00
Detroit at Houston	12:00
Indianapolis at Miami	1:00
Los Angeles Rams at Minnesota	12:00
New York Giants at Phoenix	2:00
New York Jets at New England	1:00
Philadelphia at San Diego	1:00
Pittsburgh at Denver	2:00
Seattle at Kansas City	12:00

**SUNDAY NIGHT**

Dallas at Washington	8:00
----------------------	------

**MONDAY, NOV. 6**

San Francisco at New Orleans	8:00
------------------------------	------

**SUNDAY, NOV. 12 (10th Weekend)**

Atlanta at San Francisco	1:00
Chicago at Pittsburgh	1:00
Cleveland at Seattle	1:00
Dallas at Phoenix	2:00
Denver at Kansas City	12:00
Green Bay at Detroit	1:00
Indianapolis at Buffalo	1:00
Miami at New York Jets	1:00
Minnesota at Tampa Bay	1:00
New Orleans at New England	1:00
New York Giants at Los Angeles Rams	1:00
Washington at Philadelphia	1:00

**SUNDAY NIGHT**

Los Angeles Raiders at San Diego	5:00
----------------------------------	------

**MONDAY, NOV. 13**

Cincinnati at Houston	8:00
-----------------------	------

**SUNDAY, NOV. 19 (11th Weekend)**

Buffalo at New England	1:00
Detroit at Cincinnati	1:00
Green Bay at San Francisco	1:00
Kansas City at Cleveland	1:00
Los Angeles Raiders at Houston	3:00
Miami at Dallas	12:00
Minnesota at Philadelphia	1:00
New Orleans at Atlanta	1:00
Phoenix at Los Angeles Rams	1:00
San Diego at Pittsburgh	1:00
Seattle at New York Giants	4:00
Tampa Bay at Chicago	12:00

**SUNDAY NIGHT**

New York Jets at Indianapolis	8:00
-------------------------------	------

**MONDAY, NOV. 20**

Denver at Washington	9:00
----------------------	------

**THURSDAY, NOV. 23 (12th Weekend)**

Cleveland at Detroit	12:30
Philadelphia at Dallas	3:00

**SUNDAY, NOV. 26**

Atlanta at New York Jets	1:00
Chicago at Washington	4:00
Cincinnati at Buffalo	1:00
Houston at Kansas City	12:00
Minnesota vs. Green Bay at Milwaukee	12:00
New England at Los Angeles Raiders	1:00
Pittsburgh at Miami	1:00
San Diego at Indianapolis	1:00
Seattle at Denver	2:00
Tampa Bay at Phoenix	2:00

**SUNDAY NIGHT**

Los Angeles Rams at New Orleans	7:00
---------------------------------	------

**MONDAY, NOV. 27**

New York Giants at San Francisco	6:00
----------------------------------	------

**SUNDAY, DEC. 3 (13th Weekend)**

Cincinnati at Cleveland	1:00
Denver at Los Angeles Raiders	1:00
Green Bay at Tampa Bay	1:00
Houston at Pittsburgh	1:00
Indianapolis at New England	1:00
Los Angeles Rams at Dallas	12:00
Miami at Kansas City	12:00
New Orleans at Detroit	1:00
New York Jets at San Diego	1:00
Philadelphia at New York Giants	1:00
San Francisco at Atlanta	1:00
Washington at Phoenix	2:00

**SUNDAY NIGHT**

Chicago at Minnesota	7:00
----------------------	------

**MONDAY, DEC. 4**

Buffalo at Seattle	6:00
--------------------	------

**SUNDAY, DEC. 10 (14th Weekend)**

Atlanta at Minnesota	12:00
Cleveland at Indianapolis	4:00
Dallas at Philadelphia	1:00
Detroit at Chicago	12:00
Kansas City at Green Bay	12:00
New Orleans at Buffalo	1:00
New York Giants at Denver	2:00
Phoenix at Los Angeles Raiders	1:00
Pittsburgh at New York Jets	1:00
San Diego at Washington	1:00
Seattle at Cincinnati	1:00
Tampa Bay at Houston	12:00

**SUNDAY NIGHT**

New England at Miami	8:00
----------------------	------

**MONDAY, DEC. 11**

San Francisco at Los Angeles Rams	6:00
-----------------------------------	------

**SATURDAY, DEC. 16 (15th Weekend)**

Dallas at New York Giants	12:30
Denver at Phoenix	2:00

**SUNDAY, DEC. 17**

Buffalo at San Francisco	1:00
Green Bay at Chicago	12:00
Houston at Cincinnati	1:00
Miami at Indianapolis	1:00
Minnesota at Cleveland	1:00
New England at Pittsburgh	1:00
New York Jets at Los Angeles Rams	1:00
San Diego at Kansas City	12:00
Tampa Bay at Detroit	1:00
Washington at Atlanta	4:00

**SUNDAY NIGHT**

Los Angeles Raiders at Seattle	5:00
--------------------------------	------

**MONDAY, DEC. 18**

Philadelphia at New Orleans	8:00
-----------------------------	------

**SATURDAY, DEC. 23 (16th Weekend)**

Buffalo at New York Jets	12:30
Washington at Seattle	1:00

**SATURDAY NIGHT**

Cleveland at Houston	7:00
----------------------	------

**SUNDAY, DEC. 24**

Chicago at San Francisco	1:00
Denver at San Diego	1:00
Detroit at Atlanta	1:00
Green Bay at Dallas	12:00
Indianapolis at New Orleans	12:00
Kansas City at Miami	1:00
Los Angeles Raiders at New York Giants	1:00
Los Angeles Rams at New England	1:00
Phoenix at Philadelphia	1:00
Pittsburgh at Tampa Bay	1:00

**MONDAY, DEC. 25****(Christmas night)**

Cincinnati at Minnesota	8:00
-------------------------	------



## ...THE TOUGH GET GOING.

Because when it's game time, it's fame time. With it all on the line, that's when you show your true colors.

Season after season, GTE provides all telecommunications for the Cowboys at Texas Stadium. From sideline phones, to audio and video feeds to TV networks beaming out the play-by-play.

GTE and the Dallas Cowboys are the first string, on the field and off the field, with razzle dazzle communications systems at the Cowboys Center at Valley Ranch.

GTE calls all the right signals. We're the communications connection at each and every Super Bowl. GTE's the telecommunications consultant to the National Football League.

Time in and time out, GTE pros are on the line and in the trenches.

The Dallas Cowboys and GTE. From opening whistle to the last resounding cheer, we're proud to be the twelfth player on the team.

**GTE. It's All In The Game Plan.**

**GTE**