

COWBOYS  **98**
TM



DALLAS COWBOYS

1998 SCHEDULE

| Date | Preseason Games | Kickoff |
|----------------------|----------------------------------|----------------|
| Fri., July 31 | SEATTLE (Ch. 4, Dallas) | 8:00 pm |
| Sat., Aug. 8 | OAKLAND (Ch. 4, Dallas) | 8:00 pm |
| Mon., Aug. 17 | New England @ Mexico City (ABC)* | 7:00 pm |
| Sat., Aug. 22 | @ St. Louis (Ch. 4, Dallas) | 7:00 pm |
| Thurs., Aug. 27 | @ Jacksonville (CBS)* | 7:00 pm |

Regular Season Games

| | | |
|------------------------|------------------------------|-----------------|
| Sun., Sept. 6 | ARIZONA (FOX) | 3:05 pm |
| Sun., Sept. 13 | @ Denver (FOX) | 3:15 pm |
| Mon., Sept. 21 | @ New York Giants (ABC)* | 7:20 pm |
| Sun., Sept. 27 | OAKLAND (CBS) | 12:01 pm |
| Sun., Oct. 4 | @ Washington (FOX) | 12:01 pm |
| Sun., Oct. 11 | CAROLINA (FOX) | 12:01 pm |
| Sun., Oct. 18 | @ Chicago (FOX) | 3:15 pm |
| Sun., Oct. 25 | Bye | |
| Mon., Nov. 2 | @ Philadelphia (ABC)* | 7:20 pm |
| Sun., Nov. 8 | NEW YORK GIANTS (FOX) | 12:01 pm |
| Sun., Nov. 15 | @ Arizona (FOX) | 3:15 pm |
| Sun., Nov. 22 | SEATTLE (CBS) | 12:01 pm |
| Thurs., Nov. 26 | MINNESOTA (FOX)* | 3:05 pm |
| Sun., Dec. 6 | @ New Orleans (FOX) | 12:01 pm |
| Sun., Dec. 13 | @ Kansas City (FOX) | 3:15 pm |
| Sun., Dec. 20 | PHILADELPHIA (FOX) | 3:15 pm |
| Sun., Dec. 27 | WASHINGTON (ESPN)* | 7:20 pm |

Home Games in Bold Caps

*Denotes nationally televised game

| | |
|---------------------------------|-----------------|
| Wild Card Weekend | Jan. 2-3, 1999 |
| Divisional Playoffs | Jan. 9-10, 1999 |
| Conference Championships | Jan. 17, 1999 |
| Super Bowl XXXIII (Miami, Fla.) | Jan. 31, 1999 |
| Pro Bowl (Honolulu, Hawaii) | Feb. 7, 1999 |



More publications available at:

www.retroseasons.com/library/

FINGERTIP INFORMATION

OFFICE ADDRESS

Cowboys Center
One Cowboys Parkway
Irving, Texas 75063-4727
Executive Office 972/556-9900
Ticket Office 972/579-5000

HOME FIELD

Texas Stadium (Capacity 65,675)

COLORS

Blue (PMS 281)
Metallic Silver Blue (PMS 8280)
Silver (PMS 422) • White

COWBOYS TICKET OFFICE
Dallas/Fort Worth Metroplex
Dallas Cowboys Ticket Office:

Main Ticket Office
Texas Stadium
2401 E. Airport Freeway
Irving, Texas 75062

Rainbow/Ticketmaster Outlets:

All Fiesta, Foley's, and Tom Thumb stores

Out of Town

(for exact locations call phone number listed)

Houston 713/629-3700
El Paso 915/544-8444
Corpus Christi 512/881-8499
San Antonio 210/224-9600

Charge Tickets by Phone

Rainbow/Ticket Master Outlets:
214/373-8000



1998 TRAINING CAMP DATA

LOCATION

Midwestern State University
3410 Taft Blvd.
Wichita Falls, TX 76308

DATES

July 15 through August 15

REPORTING DATE:

Players report on Wednesday, July 15

PHONE NUMBERS:

Fan Hotline940/397-7777
Switchboard940/397-6700
Public Relations940/397-6910
Fax Line940/397-6877

Directory.....2
What to Look for in 1998.....4

THE FRONT OFFICE

Coaching Staff14
Jones, Jerry.....6
Jones, Stephen10
Player Personnel30
Gailley, Chan11

THE PLAYERS

Draft, All-Time (1960-1997).....146
Free Agency.....155
Honors, All-Time.....141
Players

Biographies, Draft Choices124
Biographies, Free Agent Rookies.....131
Biographies, Veterans.....34
Biographies, Others with Pro Exp.....122

Rosters

All-Time136
All-Time by College145
1998 Veterans135
1998 Rookies134

1997 SEASON

Statistics, 1997.....163
Season at a Glance, 1997158

THE RECORDS

Big Days/Regular Season.....197
Largest Margin of Victory.....196
Largest Margin of Defeat196
Last Time.....201
Longest Plays/Regular Season.....199
Records/Regular Season179
Records/Temperatures.....178
Statistical Leaders, All-Time168
Statistical Leaders by Years.....172

THE PLAYOFF RECORDS

Big Days/Playoffs213
Longest Plays/Playoffs213
Records/Playoff204

THE HISTORY

Attendance.....244
Consecutive Winning Seasons245
Historical Highlights235
Hall of Fame234
Monday Night, etc. Results.....245
Opponents224
Overtime Games246
Preseason Results, All-Time221
Results, All-Time216
Ring of Honor231
Thanksgiving Day Results245

THE SIDELINES

Cheerleaders251
Cowboys in Print253
Cowboys on Radio.....252
Cowboys on Television253
NFL Data
Post Season, 1997254
Standings, 1997254
Road Itinerary.....250
Schedule, NFL 1998255
Texas Stadium.....248
Training Camp.....249

Cowboys Club Directory

FRONT OFFICE

- Jerry Jones**, President and General Manager
Stephen Jones, Executive Vice President/Director of Player Personnel
Charlotte Anderson, Vice President/Director of Marketing and Special Events
Jerry Jones, Jr., Vice President/Legal Operations
George Hays, Vice President of Marketing

COACHING STAFF

- Chan Gailey**, Head Coach
Joe Avezzano, Special Teams
Jim Bates, Assistant Head Coach/Defensive Line
Dave Campo, Defensive Coordinator
George Edwards, Linebackers
Buddy Geis, Quarterbacks
Steve Hoffman, Kickers/Quality Control
Hudson Houck, Offensive Line
Jim Jeffcoat, Defensive Line Assistant
Joe Juraszek, Strength and Conditioning
Les Miles, Tight Ends
Dwain Painter, Wide Receivers
Clancy Pendergast, Defensive Assistant/Quality Control
Tommie Robinson, Offensive Assistant
Clarence Shelmon, Running Backs
Mike Zimmer, Defensive Backs
Charlie Biggers, Assistant Strength and Conditioning
Blake Cundiff, Assistant Strength and Conditioning
Marge Anderson, Administrative Assistant
Barbara Goodman, Administrative Assistant

PLAYER PERSONNEL

- Stephen Jones**, Director of Player Personnel
Larry Lacewell, Director of College and Pro Scouting
Walter Juliff, Assistant Director of College and Pro Scouting
Tom Ciskowski, Scout
Jim Garrett, Scout
Jim Hess, Scout
Bobby Marks, Scout
Walt Yowarsky, Scout
Chris Hall, Assistant

MARKETING

- George Hays**, Vice President of Marketing
Charlotte Anderson, Director of Marketing and Special Events
Doreen Bice, Marketing and Special Events Coordinator
John Hickman, Sales and Marketing Coordinator
Donna Sullivan, Marketing Assistant
Bridgette Smith, Marketing Assistant
Ted Ovetrea, Team Mascot

FRONT OFFICE STAFF

- Marylyn Love**, Executive Assistant to the General Manager
Bruce Mays, Director of Operations
Calvin Hill, Consultant
Robert Newhouse, Director of Player Assistance and Development
Susan Skaggs, Director of Civic Affairs
Craig Glieber, Assistant Director of Operations
Steve Carichoff, Operations Assistant
Laura Fryar, Administrative Assistant
Connie Medina, Administrative Assistant
Todd Williams, Assistant

PUBLIC RELATIONS

- Rich Dalrymple**, Director of Public Relations
Brett Daniels, Assistant Director of Public Relations
Doug Hood, Assistant
Rhonda Worthey, Assistant/Community Relations

TICKET OPERATIONS

- Carol Padgett**, Director of Ticket Operations
Ann Bihari, Assistant Director of Ticket Operations
Joy Dotson, Assistant
Glinda Galvan, Ticket Office Representative
Andrea Payne, Ticket Office Representative
Sandra Williams, Ticket Office Representative
Casey Yocom, Ticket Office Representative

VIDEO

- Robert Blackwell**, Director
Mike Maples, Assistant
Jim Seeley, Intern

MEDICAL

Jim Maurer, Head Trainer
Britt Brown, Assistant Trainer
Bob Haas, Assistant Trainer
Greg Gaither, Intern
Dr. Robert Vandermeer, Team Physician
Dr. Dan Cooper, Team Physician
Dr. J.R. Zamorano, Team Physician
Dr. Robert Fowler, Team Physician

EQUIPMENT

Mike McCord, Equipment Manager
Bucky Buchanan, Assistant Equipment Manager
Louis Jackson, Assistant
Hollis Jackson, Intern

SALES AND PROMOTIONS

Joel Finglass, Director
Travis Clark, Assistant Director
Jim Engstrom, Assistant Director
Dana Elliott, Office Manager
Dale Boutwell, Sales
Ronda Cates, Sales
Michelle Druga, Sales
Dave Handal, Sales
Tandra Johnson, Sales
Steve Obert, Sales
Grady Siske, Sales

ACCOUNTING

Robert Nunez, Treasurer
Jamé Grazer, Controller
Brian England, Payroll Manager
Cathy Lowe, Assistant Controller
Alicia Cox, Assistant Accounting Manager
Michael Crouch, Assistant Accounting Manager
Chris Linehan, Texas Stadium Assistant Accounting Manager
Kristi Burnham, Assistant Accounting Manager

**BUILDING OPERATIONS/
PRACTICE FIELDS**

Steve Forgey, Building Engineer
Steve Landers, Assistant
Kevin O'Reilly, Assistant
Al Walker, Assistant
Kathy Coleman, Mail Room/Supplies
Jesse Leija, Mail Room Assistant
Curtis Manning, Security
Bryan Wansley, Security

COWBOYS WEEKLY NEWSPAPER

Russ Russell, Publisher
Jim Browder, Editor

Sharon Carnahan, Circulation Manager
Cheryl Harris, Production Manager
Kay Clark, Administrative Assistant
Jonnie Haug, Assistant
James Topalian, Assistant

COWBOYS TELEVISION PRODUCTION

John Chang, Director of Television
Scott Purcel, Senior Producer
Machelle Webb, Syndication and Traffic Manager
Brandi Drawe, Producer and Reporter
Nahala Johnson, Videographer
Jorge Infante, Producer, Spanish Radio

DALLAS COWBOYS CHEERLEADERS

Charlotte Anderson, President
Kelli McGonagill Finglass, Director
Judy Trammell, Choreographer
Shelly McCaslin, Assistant Choreographer
Dan Devens, Graphic Design
Kandra Hall, Administrative Assistant
Rachel Durbin, Receptionist

TEXAS STADIUM

Stephen Jones, President
Bruce Hardy, Vice President and General Manager
Amy Phillips, Vice President of Food and Beverage
Bill Priakos, Director of Novelties
Ron Underwood, Director of Operations
Cynthia Smith, Controller
Terri Van Hooser, Assistant Controller
Glenn Kimberlin, Administrative Assistant/Operations
Becky Elliott, Administrative Assistant
Susan Skaggs, Director of Special Events
David Lavender, Director of Maintenance
Steve Epperson, Director of Housekeeping
George Wasai, Director of Concessions
Jeannie Sprufera, Director of Suite Services
Michael Mudrone, Executive Chef
Nicole Kubitza, Catering Sales Manager
Barbara Ruggles, Stadium Club Manager
Wes Harrell, Beverage Manager
Roderick Mitchell, Concessions Manager
Richard Rodriguez, Purchasing Manager
Jeff Schmidt, Telemarketing Manager
Tanya Price, Suite Services Coordinator
Brad London, Catering Coordinator
Aric Griffin, Sous Chef
Henry Gonzales, Chef
Juan Vela, Chef
Nemecio Rodriguez, Banquet Supervisor
Sanko Prioleau, Warehouse
Kristi Behlmann, Concessions Assistant

What To Look For in 1998

- The Cowboys** improving their NFL-best, opening-day record of 28-9-1 (.750). Dallas holds the NFL record for consecutive wins in opening games with 17 straight from 1965-81.
- The Cowboys** improving their NFC-best 62-34 (.646) record against AFC foes in games against Denver, Kansas City, Oakland and Seattle.
- The Cowboys** increasing their club-record, 63-game (regular-season and playoffs) sellout streak at Texas Stadium.
- The Cowboys** increasing their club-record, 129-game (regular-season and playoffs) sellout streak, both home and away.
- The Cowboys** improving their 75-12 record when Emmitt Smith carries 20-or-more times. Dallas is also 46-9 in games when Smith rushes for 100-yards-or-more.
- The Cowboys** extending their club record for consecutive regular-season punts without a block. Entering 1998, the Cowboys current streak is 545.
- Troy Aikman** extending his club-record for pass attempts (currently 3,696), completions (2,292), passing yards (26,016) and completion percentage (62.0% - third best in NFL history).
- Greg Ellis** becoming the first rookie to start at defensive end for the Cowboys since Tony Tolbert started at left end in 1989.
- Michael Irvin** extending his club-record for receptions (currently 666), receiving yards (10,680) and consecutive games with a pass reception (108).
- Michael Irvin** becoming the 10th player in NFL history to record 11,000 yards receiving. Irvin has 10,680 yards in 11 seasons.
- Michael Irvin** becoming the ninth player in NFL history to record 750 receptions. Irvin has 666 receptions in 11 seasons.
- Daryl Johnston** becoming the ninth player in club history to record 300 career receptions. Johnston currently has 275 career receptions, the third best total ever by a Dallas running back.
- Deion Sanders** extending his NFL record for career touchdown returns. Sanders currently has 14 touchdowns on interception (seven), fumble (one), kickoff (three) and punt (three) returns.
- Emmitt Smith** establishing a NFL record for career rushing touchdowns. Marcus Allen holds the league record with 123 touchdowns, while Smith currently has 112.
- Emmitt Smith** establishing a club record for career rushing yardage. Smith enters this season with 11,234 career yards, trailing Tony Dorsett's club mark of 12,036 by 802 yards. Smith can also crack the NFL's all-time top five rushing list with 1,079 yards in 1998.
- Emmitt Smith** becoming the third player in NFL history to rush for 1,000-yards in eight-straight seasons.

**The
Front
Office**





Jerry Jones

Owner and
General Manager



At the time of Jerry Jones' purchase of the Dallas Cowboys in 1989, the proud franchise was struggling through the most difficult period in club history.

For the first time since 1964, the Cowboys had posted losing seasons for three consecutive years, and the club had closed the 1988 season with the worst record in the NFL.

In the ensuing years of Jones' ownership, fans of the Dallas Cowboys witnessed what might have been the most dramatic and visible turnaround in the history of professional sports. A team that

closed the 1980s with a pair of seasons that netted just four wins would take hold of the 1990s with three Super Bowl titles, four straight NFC Championship Game appearances and an unprecedented five straight NFC Eastern Division crowns.

Jones' immediate vision was to put a championship team on the field, while also restoring the pride of a fan following that spans the nation and reaches all corners of the world. In a matter of months, that vision became reality. By January of 1993, the Cowboys earned a Super Bowl championship for the first time in 15 seasons, and the following year, the Cowboys became the fifth team to win back-to-back Super Bowl crowns.

In 1995, the Dallas Cowboys became the first NFL franchise to win three Super Bowls in a four year period of time, while tying the NFL record for the most Super Bowl victories by an organization with five. In 1996, the club claimed its fifth straight division title, a feat that had never been reached before by any NFC Eastern Division team.

Along the way, Jones established himself as one of the NFL's most influential and active owners. His "hands on" leadership ability has played a prominent role in the resurgence of the Cowboys, and his contributions to the National Football League have been prominent and productive.

- ★ In the last 19 years, 18 different owners have entered the National Football League. Of that group, only Jerry Jones has guided his franchise to more than one Super Bowl championship. Moreover, Jones joins Art Rooney, Jack Kent Cooke, Al Davis and Eddie DeBartolo as the only men to own NFL franchises that have won at least three Super Bowls.
- ★ The fan following and interest in the current era of the Cowboys has reached unprecedented levels in the national and international spotlight. At the end of the 1997 season, the team had played before 129 straight sold out stadiums (home and away). In addition, Dallas' three most recent Super Bowl appearances represent the three most watched television programs in history.
- ★ As a member of the league's Broadcasting Committee, Jones was a key player in the agreement that introduced the FOX Network to the NFL as the rights holder for the NFC television package in 1993. In addition, he was a prominent voice in the most recent NFL television agreement that set the standard for all of professional sports in terms of network television partnerships.
- ★ With his appointment to the NFL's prestigious Competition Committee in May of 1992, Jones became the first owner to serve in that capacity since the late Paul Brown. He has since moved to the Executive Committee of the NFL's Management Council.
- ★ During the club's run to the 1992 World Championship, the Cowboys set a team record for most wins in a regular season (13) and most overall wins (16). Following the 1995 season, the Cowboys appeared in a NFL-record eighth Super Bowl. The Cowboys are now the only team in the NFL that has won multiple Super Bowl titles in two separate decades.



- ★ After the inaugural 1-15 season in 1989, Jones was the NFL's most aggressive executive in the area of Plan B free agency, signing 16 Plan B players. Three of those players went on to start in Super Bowl XXVII, and tight end Jay Novacek was selected to five Pro Bowls.
- ★ Within a two year period, Jones signed five players to the most lucrative contracts ever paid for individual players at their respective positions at the time of their signings. Between September of 1993 and September of 1995, Cowboys running back Emmitt Smith, quarterback Troy Aikman, fullback Daryl Johnston, wide receiver Michael Irvin and cornerback Deion Sanders all signed contracts that made them the highest paid NFL players to ever play their position.
- ★ In May of 1997, Financial World magazine recognized Jones as the owner of the most valuable sports team in all of professional athletics. The Cowboys carried that "most valuable franchise" tag throughout 1993, 1994, 1995 and 1996.
- ★ In November of 1994, Jones was selected as the Master Entrepreneur of the Year by Ernst and Young and *Inc.* magazine. In December of 1994, he was named one of America's 10 Most Interesting People in a nationally televised Barbara Walters special on ABC.
- ★ In the summer of 1991, Jones was voted as the best sports franchise owner in the Dallas-Ft. Worth metroplex, receiving 48% of the votes that were tabulated in a *Dallas Morning News* readers' poll. Four years later, a *Fort Worth Star Telegram* readers poll recognized Jones with the same distinction.
- ★ In February of 1992, Jones was named the winner of the "Big D Award" by the Dallas All Sports Association. The "Big D Award" annually recognizes the sports figure who has done the most to bring excitement to the Metroplex through athletics. More recently, Jones was ranked 23rd in *The Sporting News'* list of the 100 Most Powerful People in Sports for 1997.

Jerral Wayne Jones was born on Oct. 13, 1942 in Los Angeles. He learned his business style from his father, J.W. "Pat" Jones, a successful entrepreneur first in supermarkets, then in insurance.

Pat Jones moved his family to North Little Rock, Ark., soon after Jerry was born. After starring as a running back at North Little Rock High School, Jerry received a scholarship to play football at the University of Arkansas. He was a starting guard and co-captain of the 1964 team that went 11-0, defeated Nebraska in the Cotton Bowl and captured the national championship.

Upon graduating with a M.B.A. from Arkansas in 1965, Jerry joined his father's insurance company, Modern Security Life in Springfield, Mo., as executive vice president.

Jones entered the oil and gas exploration business in Oklahoma in 1970 and soon became a phenomenal success. His oil and gas concern now has offices in Fort Smith, Ark., and Calgary, Canada.

One of a very small number of NFL owners who actually earned a significant level of success as a football player, Jones is currently living his dream of engineering the fortunes of a NFL franchise. A man of varied interests who will not rest on yesterday's achievements, he is a dedicated businessman and family man – sharing a passion for both worlds.

Jerry is also involved in numerous civic and charitable causes. As very strong supporters of the Salvation Army, Jerry and wife Gene were recently presented the Army's Partner of the Year Award on behalf of the Cowboys organization. The Jones family is also very actively involved with several other community-related organizations, including the Children's Medical Center of Dallas, the National Board for the Boys and Girls Clubs of America and the Kent Waldrep Paralysis Foundation.

Jerry and wife Gene, a former Arkansas beauty pageant winner whom he met while both attended the University of Arkansas, live in Dallas. They have three children, Stephen, Charlotte and Jerry, Jr., and five grandchildren.

Stephen (6/21/64) is a graduate of the University of Arkansas who serves as the Cowboys' Vice President/Director of Player Personnel, and Charlotte (7/26/66) is a Stanford graduate who is the Cowboys Vice President/Director of Marketing and Special Events. Jerry Jr. (9/27/69), a graduate of Georgetown University who earned his law degree from Southern Methodist University, is the Cowboys' Vice President for Legal Operations.



Chronology Since Jerry Jones' Purchase of the Dallas Cowboys

February 25, 1989 – Jones purchases the Dallas Cowboys and the lease to manage Texas Stadium Corp. from H.R. "Bum" Bright. Jerry Jones names Jimmy Johnson as the new head coach of the Dallas Cowboys.

April 20, 1989 – Jones completes negotiations on Troy Aikman's contract – a six-year deal that is completed four days before Aikman is the top overall selection in the 1989 NFL Draft.

October 12, 1989 – Herschel Walker is traded to Minnesota for five players, six conditional draft choices, and a 1992 first round draft choice. Current players who actually came to Dallas as a result of the trade include: Emmitt Smith, Kevin Smith and Darren Woodson.

August 10, 1990 – The Cowboys' first-ever in-state training camp concludes at St. Edward's University in Austin. Over 100,000 fans attend work-outs, while more than 400 media credentials are issued in the three-plus weeks of work. Austin officials estimate the camp brings an additional \$3.2 million of income into the Austin area.

September 5, 1990 – The Cowboys trade Steve Walsh to the New Orleans Saints for a first and third round draft choice in 1991 and a conditional second round pick in 1992.

April 19, 1991 – A deal is made to bring the first overall selection in the 1991 NFL Draft to Dallas in exchange for a first and second round selection and three veteran players. Dallas selected Outland Trophy winner Russell Maryland with the top pick.

April 21-22, 1991 – In an unprecedented action among NFL clubs, the Cowboys sign their top three draft choices on draft day. The team also drafts a club record 17 players.

July 16, 1991 – The Cowboys open training camp in Austin with all 17 of their draft choices under contract. Dallas concludes its second training camp at St. Edward's University in Austin, with over 75,000 fans attending the Cowboys' practices.

September 29, 1991 – Dallas defeats the defending Super Bowl Champion New York Giants by a 21-16 score at Texas Stadium.

November 24, 1991 – The Cowboys end the Washington Redskins' 1991 undefeated streak at 11 games with a 24-21 victory at RFK.

December 15, 1991 – Dallas defeats Philadelphia, 25-13, at Veterans Stadium to secure a wild card playoff spot. The victory marks the team's first trip to the playoffs since the 1985 club went 10-6 and won the NFC Eastern Division title.

December 22, 1991 – Dallas closes the 1991 season with a 31-27 win over Atlanta, marking the team's best record (11-5) since the 1983 team finished 12-4.

January 5, 1992 – Dallas defeats Chicago by a 17-13 score in an opening round playoff game at Soldier Field. The victory marks the Cowboys' first playoff win since 1982, and the first playoff win on the road since 1980.

May 1, 1992 – Jerry Jones is appointed to the NFL's Competition Committee by Commissioner Paul Tagliabue. Jones becomes the first owner to serve on the prestigious committee since the death of Cincinnati's Paul Brown.

December 21, 1992 – Before a national television audience on ABC's Monday Night Football, the Cowboys defeat the Atlanta Falcons (41-17) at the Georgia Dome to claim the NFC Eastern Division Championship. The victory marks the Cowboys' first divisional title since 1985. It is the 14th divisional title in club history.

December 23, 1992 – Six players from the Cowboys offense are selected to play in the Pro Bowl. The six players establish a Dallas Cowboys' record for most offensive players selected to the Pro Bowl.

December 27, 1992 – Dallas defeats Chicago by a 27-14 score at Texas Stadium. The victory is the 13th of the year for Dallas, establishing a new club record for victories in a season. In the Bears game, Emmitt Smith finishes the season with 1,713 rushing yards, enabling him to become the first player to win back-to-back NFL rushing titles since Eric Dickerson (1983-84).

December, 1992 – The Cowboys set a new team record for road attendance by averaging 72,523 fans per road game in 1992. The team also played before a sold-out stadium in all 16 regular season games.

January 10, 1993 – In their first home playoff game since 1983, Dallas hands NFC East rival Philadelphia a 34-10 defeat in a NFC Divisional Playoff Game.

January 17, 1993 – In their first NFC Championship Game since 1982, the Cowboys defeat the San Francisco 49ers by a 30-20 score at Candlestick Park. The victory sends Dallas to Super Bowl XXVII in Pasadena, marking the Cowboys first Super Bowl trip since 1978.

January 31, 1993 – While making a NFL record sixth Super Bowl appearance, the Cowboys defeat Buffalo 52-17 in Super Bowl XXVII at the Rose Bowl in Pasadena. The victory enables the Cowboys to become the only franchise in NFL history to win more than one Super Bowl under two different ownerships. Troy Aikman was named the game's MVP after throwing four touchdown passes. The Super Bowl crowd of 98,374 becomes the largest crowd to ever witness a Dallas Cowboys game. The game is also witnessed by 133.4 million television viewers, making Super Bowl XXVII the most watched event in television history.



March 5, 1993 – The Super Bowl Champion Dallas Cowboys become the first athletic team to visit the White House under President Bill Clinton's administration. The Cowboys team visit to the White House is the first in club history.

December 28, 1993 – An NFC record 11 Dallas players are selected to the Pro Bowl. That group includes a club record eight offensive selections (seven Pro Bowl starters).

January 2, 1994 – The Cowboys defeat the New York Giants 16-13 in overtime at the Meadowlands. The victory clinches the Cowboys' second straight NFC East title and the 15th division crown in club history.

January 2, 1994 – Emmitt Smith finishes the season with 1,486 yards to earn his third straight NFL rushing crown. He becomes just the fourth man in NFL history to win three consecutive rushing titles.

January 23, 1994 – Dallas defeats San Francisco 38-21 in the NFC Championship Game at Texas Stadium. The victory gives the Cowboys a NFL-record seventh conference championship in the first conference title game to be played at Texas Stadium since Jan. 1, 1978 (a 23-6 win over Minnesota).

January 30, 1994 – Dallas becomes one of just three NFL teams to win four Super Bowls by defeating Buffalo (30-13) in Super Bowl XXVIII. The game, played at the Georgia Dome in Atlanta, featured two rushing touchdowns by Super Bowl MVP Emmitt Smith. Dallas raised its NFL record number of Super Bowl appearances to seven.

March 30, 1994 – Barry Switzer is named the new head coach of the Dallas Cowboys – and the third head coach in team history. Switzer replaces Jimmy Johnson, who stepped down as the Cowboys' head coach the previous day.

December, 1994 – For the second straight season, the Cowboys send a club and NFC record 11 players to the Pro Bowl.

January, 1995 – The Cowboys set a Texas Stadium record for home attendance with an average crowd of 64,579 in 1994, the first time Dallas has averaged over 64,000 fans-per-game at Texas Stadium. The previous record was 63,943 set in 1981.

January 15, 1995 – The Cowboys play in their third NFC Championship Game of the decade. The Cowboys are the only NFL team to play in multiple conference championship games in each decade of the team's existence.

December 24, 1995 – Dallas wraps up its fourth straight NFC Eastern Division title – a feat that no other NFC East team had accomplished other than the Cowboys teams from 1976 to 1979.

December 25, 1995 – Emmitt Smith closes the season with a team record 1,773 rushing yards and a NFL record 25 touchdowns. Smith led the NFL in rushing for the fourth time in five years, becoming just the fifth player in NFL history to win at least four rushing titles.

December, 1995 – Ten Cowboys are selected to the NFC Pro Bowl squad. Since 1993, Dallas has earned 32 Pro Bowl selections – the most ever by one team over a three-year period of time.

January 14, 1996 – The Cowboys win a NFL record eighth conference championship game by defeating the Green Bay Packers 38-27 at Texas Stadium. The victory marked the Cowboys third NFC title in four years and ensured the team of a NFL-record eighth Super Bowl appearance.


January 28, 1996 – Dallas becomes the first team in NFL history to win three Super Bowls in a four-year period by defeating the Pittsburgh Steelers 27-17 in Super Bowl XXX at Sun Devil Stadium in Tempe, Arizona. The game is witnessed by 138.4 million television viewers, making Super Bowl XXX the most watched event in television history. The victory enables Dallas to earn its fifth Super Bowl title – joining the San Francisco 49ers as the only NFL franchises to win five Super Bowls. The Cowboys have now appeared in a NFL record eight Super Bowls. Dallas also became the first NFL franchise to win Super Bowls with three different head coaches.

December 15, 1996 – The Cowboys clinch a fifth straight division title with a 12-6 win over the New England Patriots at Texas Stadium. The championship enables the Cowboys to become the first team in NFL history to win five straight NFC Eastern Division crowns.

January 5, 1997 – Dallas closes the postseason with a divisional playoff loss at Carolina. The loss marks the first time since the 1991 season that the Cowboys were unable to reach the NFC title game.

December, 1997 – The Cowboys close the 1997 season with a 6-10 record, marking the team's first non-playoff season since 1990. The team played before 16 straight sold-out regular season games in 1997, bringing the club's NFL record streak to 129 straight sold out games (home or away). The streak, which includes playoff games, dates back to December 16, 1990 – vs. Phoenix – at Texas Stadium (the last non-sell-out). The Cowboys season-ending loss to the New York Giants (12/21/97) marked the 63rd straight sell-out at Texas Stadium (including playoffs), while the final road game of the season at Cincinnati (12/14/97) marked the 64th straight sell-out for the Cowboys away from home (including playoffs).

February 12, 1998 – Jerry Jones names Chan Gailey as the fourth head coach in the history of the Dallas Cowboys franchise. Gailey, who had previously served as the Pittsburgh Steelers offensive coordinator, replaces Barry Switzer, who resigned from his position on January 9th.



Stephen Jones

**Vice President/
Director of
Player Personnel**



With nearly ten years of NFL experience under his belt, Stephen Jones' reputation as one of the brightest young executives in professional sports continues to grow. Named a Cowboys Vice President in February of 1989, Jones coordinates the Cowboys' entire player personnel department. He also oversees the negotiation of all player contracts, management of the salary cap, the operation of Texas Stadium and a wide range of other club related duties.

Recognized as Owner Jerry Jones' right hand man, Stephen Jones has played an integral role in the team's rise from a 1-15 record in 1989 to

Super Bowl victories in three of the last six seasons.

In the ever-evolving role of the salary cap in the current collective bargaining agreement, Jones' performance in managing the Cowboys player payroll has played a prominent role in the team's ability to compete at the NFL's highest level.

Jones' involvement in shaping the Dallas roster under the salary cap has been critical in allowing the Cowboys to maintain one of the NFL's most talented core group of players throughout the decade of the 1990s.

During a historic two-year period of time, Jones was involved in signing five Cowboys stars to the most lucrative contracts ever paid for individual players at their respective positions. Between September of 1993 and September of 1995, Jones helped orchestrate contract agreements that made Cowboys running back Emmitt Smith, quarterback Troy Aikman, fullback Daryl Johnston, wide receiver Michael Irvin and cornerback Deion Sanders the highest paid NFL players to ever play their positions at the time of their signings.

In the summer of 1992, Stephen Jones was the key figure in the negotiation and signing of 13 veteran contracts - enabling the Cowboys to start the season with a complete roster en route to their run to the Super Bowl XXVII title.

In April of 1991, Jones was part of a Dallas college draft effort that saw the Cowboys select 17 players - all of whom were signed to contracts prior to the start of training camp in July. In addition, 14 of the 17 players drafted by Dallas in '91 went on to earn roster spots in the NFL.

Entering his 10th year as a NFL executive, Jones has enjoyed a life-long association with the game of football.

A four-year letterman as a linebacker and special teams stand-out at the University of Arkansas, Jones was a starter for the Razorbacks in the Orange Bowl Classic that followed the 1986 season.

Prior to attending the University of Arkansas, Jones was also an all-state quarterback and a three-year starter at Catholic High School in Little Rock.

He graduated from Arkansas in 1988 with a degree in chemical engineering and went to work in the oil and gas business for JMC Exploration as an engineer.

On Feb. 25, 1989, Jerry Jones purchased the Dallas Cowboys and installed Stephen into a key front office position as one of three vice presidents with the club.

Jones is actively involved with the Young Presidents Organization. He also serves on the board of directors for the Kent Waldrep National Paralysis Foundation and the G.T.E./S.M.U. Athletic Forum.

Jones (6/21/64) was born and raised in Little Rock. He is married to the former Karen Hickman of El Dorado, Arkansas, and the couple has three daughters: Jessica (8/24/92), Jordan (10/8/93) and Caroline (4/4/97).

COWBOYS™



Chan Gailey

Head Coach

Florida

NFL: 11th Year ★ Cowboys: 1st Year

Success has been a companion of Chan Gailey's at every stop along his coaching career. With each challenge and opportunity, Gailey has displayed the character, consistency and performance of a winner. Those qualities, and a reputation for being one of the NFL's brightest and most innovative coaching minds, enabled Gailey to land in Texas as Jerry Jones' selection to become the fourth head coach in the 39 year history of the Dallas Cowboys.

On February 12, 1998, Jones introduced Thomas Chandler Gailey to the players, fans and followers of the Dallas Cowboys, and a new era in the storied history of the NFL's most widely followed franchise was underway.

Gailey's rise to prominence in the NFL was built upon a solid reputation as one of the league's most creative and productive offensive coaches. Gailey is also noted for being a consistent winner. In 10 seasons as an assistant coach in the NFL, he has appeared in four Super Bowls, six AFC Championship Games and helped his teams win seven division titles. In eight of the ten seasons he has been a NFL assistant, he has been with a team that has had 10-or-more wins. In ten seasons in the NFL, Gailey's teams have been on the winning side of the field for exactly 100 regular season victories.

In addition to his accomplishments as a NFL assistant, Gailey has earned respect from his peers and proven himself as a productive head coach.

In five seasons as a head coach, two years in the World League and three years in college, Gailey has posted a 36-18-1 record, good for a .664 winning percentage. In addition, he reached postseason play three times, capturing the NCAA Division II Championship at Troy State University in 1984.

As an assistant with Pittsburgh (1994-97), Gailey was instrumental in developing the young offensive talent that has helped the Steelers capture four consecutive AFC Central Division titles and appear in three of the last four AFC Championship Games, including an AFC title and Super Bowl XXX appearance following the 1995 season. While free agency stripped the Steelers of Pro Bowl tight end Eric Green and guard Duval Love, as well as quarterback Neil O'Donnell, tackle Leon Searcy and wide receiver Andre Hastings – the team's leading receiver in 1996 – Gailey continued to plug in new players and keep the ball moving.

In two years as the Pittsburgh offensive coordinator, Gailey created one of the NFL's most potent running attacks. The 1997 Steelers led the NFL in rushing, rolling up 154.9 yards-per-game on the ground. That figure topped the 143.7 yards-per-game his 1996 offense produced on the ground, which was second in the NFL and the best output by a Pittsburgh running game since 1983. Running back Jerome Bettis finished the 1997 season as the NFL's third leading rusher with a career-high 1,665 yards and a 4.4 yard-per-carry average. That followed a 1996 season in which he rushed for 1,431 yards and 11 touchdowns.

Gailey's understanding of the professional passing game and his ability to develop quarterbacks were also evident during his time in Pittsburgh. Teams were unable to load up against the run when facing the Steelers in 1997 because of the rapid development of quarterback Kordell Stewart. A first-year starter in 1997, Stewart threw for 3,020 yards and 21 touchdowns, the most touchdown passes by a Steelers' quarterback since Terry Bradshaw threw 22 in 1981. Stewart led the Steelers to within one game of Super Bowl XXXII, while Mike Tomczak guided Pittsburgh to an 11-5 playoff season under Gailey's offensive direction in 1996.

During his first two seasons in Pittsburgh (1994-95), Gailey served as the team's wide receivers coach. His star pupil was Yancey Thigpen, a player who entered the 1994 season with 10 career receptions in his first three years in the NFL. Thigpen showed his potential in 1994 when he recorded 36 catches for 546 yards and four touchdowns. The 1995 season, his second under Gailey, was his breakout year. On his way to Pro Bowl honors, Thigpen recorded a club-record 85 receptions for 1,307 yards and five touchdowns. During that 1995 season, Gailey was also instrumental in the creation of the "Slash" offensive package featuring rookie Kordell Stewart.

CHAN GAILEY



Gailey's other NFL experience came during a six-year stint (1985-90) as an assistant under former Dallas Cowboys' running back Dan Reeves at Denver. In his first season with the Broncos, Gailey served as a defensive assistant and special teams coach. The following year he moved to the offensive side of the ball, coaching the special teams and tight ends. Working under offensive coordinator Mike Shanahan, Gailey and the Broncos captured the AFC title and a berth in Super Bowl XXI. In 1987, he was in charge of the tight ends and wide receivers, overseeing The Three Amigos (Vance Johnson, Ricky Nattiel, Mark Jackson). Gailey took over the quarterback coaching duties in 1988 following the departure of Shanahan to the Raiders as head coach.

The 1989 season was Gailey's first as the Broncos offensive coordinator. The Broncos posted an 11-5 record, captured the AFC title, and earned a berth in Super Bowl XXIV behind his offense. That squad finished sixth in the NFL in rushing behind rookie running back Bobby Humphrey, who ran for 1,151 yards. John Elway threw for 3,051 yards and 18 touchdowns in providing Denver a balanced attack. The 1990 offense saw Elway's passing numbers jump to 3,526 yards and Humphrey's rushing totals reach 1,202 yards.

The 1989-90 Broncos coaching staff featured Dan Reeves (Head Coach), Chan Gailey (Offensive Coordinator), Wade Phillips (Defensive Coordinator) and Mike Shanahan (Quarterbacks). Reeves, Phillips and Shanahan have all guided teams to the playoffs as head coaches, including four Super Bowl appearances.

Sandwiched between his two NFL tours of duty were head coaching stops in the World League with the Birmingham Fire (1991-92) and at Samford University (1993). While with the Fire, Gailey produced back-to-back playoff appearances while posting 5-5 and 7-2-1 records. Gailey is the first former World League (now NFL Europe) head coach to become a NFL head coach. In his one year at Samford, the Bulldogs went 5-6.

Gailey began his coaching career as a graduate assistant at his alma mater Florida from 1974-75. He then moved on to Troy State University, where he served as the secondary coach from 1976-78. That was followed by four years under Ken Hatfield at the Air Force Academy (1979-82), serving as a defensive assistant the first two seasons and the defensive coordinator his last two seasons.

Gailey returned to Troy State as head coach for the 1983-84 seasons. His 1984 team won the NCAA Division II National Championship, and he was honored as conference coach of the year. He joined the Denver Broncos following his championship season.

Chan Gailey was born on January 5, 1952 in Gainesville, Georgia. While growing up in Americus, Georgia, his Little League baseball coach was former Cowboys running back and current Atlanta Falcons head coach Dan Reeves. Gailey followed Reeves as a multi-sport star at Americus High School before attending the University of Florida on a football scholarship. Gailey was a three-year letterman at quarterback for the Gators (1971-73), and he graduated from Florida in 1974 with a degree in physical education.

Chan and his wife Laurie, a native of Americus, Ga., have two sons, Tate (21) and Andrew (17).

Gailey as an NFL Offensive Coordinator

Where his units have ranked:

| | Total | NFL Rank | | Total | AFC Rank | |
|------------------|-------|----------|------|-------|----------|------|
| | | Rush | Pass | | Rush | Pass |
| 1989 (Den)..... | 15 | 6 | 23 | 7 | 4 | 11 |
| 1990 (Den)..... | 8 | 14 | 7 | 4 | 7 | 3 |
| 1996 (Pitt)..... | 15 | 2 | 27 | 9 | 2 | 15 |
| 1997 (Pitt)..... | 6 | 1 | 23 | 3 | 1 | 12 |

What they are saying about Chan Gailey:

"The Steeler organization is very happy for Chan Gailey. He's done a great job here in Pittsburgh--not only with our receivers, but also with the development of Kordell Stewart and our entire offense."

Pittsburgh Steelers Director of Football Operations Tom Donahoe



"I think Dallas is getting a very good coach and someone who is going to be an excellent head coach. We are going to miss him greatly. Not only are they getting a solid football coach, but they are also getting a very good person. In this day and age, I don't think you can ever minimize the importance of adding good people to your organization. Chan Gailey will give Dallas every opportunity to be successful."

Pittsburgh Steelers Head Football Coach Bill Cowher



"I think the Cowboys are going to be very delighted with Chan. He is a great coach and a quality person. Troy is going to enjoy working with him as I did during his days here in Denver. I am very happy for Chan and his opportunity, and I think you are going to see that he is going to be one of the great coaches in this league."

Denver Broncos Quarterback John Elway



"The Cowboys couldn't have picked a better guy. Chan Gailey is the perfect man for the job."

Denver Broncos Head Coach Mike Shanahan



"I've known Chan since he was little. We grew up together in Americus, and I have followed his career ever since. I can't think of one single thing bad to say about Chan, and I don't think anyone who has been associated with Chan can either. He has always been a great athlete and a great competitor. He has proven he is a good football coach at every level of the game. He has been a special teams coach, a defensive coordinator and an offensive coordinator. I brought him into the NFL in 1985 because he had a tremendous background in football, and I think he is ready to be a head coach."

Atlanta Falcons Head Coach Dan Reeves



"With Chan in Pittsburgh, they did an outstanding job of utilizing all of their personnel. The development of Kordell Stewart as an outstanding young quarterback in the NFL is a tribute to Kordell's talent, but it is also a tribute to the designs and work of the Pittsburgh staff and especially Chan Gailey. The structure and style of their attack was extensive, they were diversified with multiple formations, and you could count on seeing one or two gadget plays. Chan runs a diversified offense with good ideas and good schemes."

Jacksonville Jaguars Head Coach Tom Coughlin



"I think Chan is one of the real class individuals and quality football coaches in the National Football League. As good of a football coach as he is, he is an even better person. Dallas has hired a very good man."


Carolina Panthers Head Coach Dom Capers

**CHAN GAILEY
COACHING HISTORY**

| Year - Location | Record | Achievements |
|--|---------------|---------------------------|
| 1974 - University of Florida (Graduate Assistant) | 8-4 | Lost Sugar Bowl |
| 1975 - University of Florida (Graduate Assistant) | 9-3 | Lost Gator Bowl |
| 1976 - Troy State University (Secondary) | 8-1-1 | Gulf South Conf. Champs |
| 1977 - Troy State University (Secondary) | 6-4 | |
| 1978 - Troy State University (Secondary) | 8-2 | |
| 1979 - Air Force Academy (Secondary) | 2-9 | |
| 1980 - Air Force Academy (Secondary) | 7-4 | |
| 1981 - Air Force Academy (Defensive Coordinator) | 4-7 | |
| 1982 - Air Force Academy (Defensive Coordinator) | 8-5 | Won Hall of Fame Bowl |
| 1983 - Troy State University (Head Coach) | 7-4 | |
| 1984 - Troy State University (Head Coach) | 12-1 | NCAA Division II Champion |
| 1985 - Denver Broncos (Special Teams/Defensive Ast.) | 11-5 | (2nd AFC West) |
| 1986 - Denver Broncos (Special Teams/Tight Ends) | 11-5 | (1st AFC West) |
| 1987 - Denver Broncos (Tight Ends/Receivers) | 10-4-1 | AFC Champ (Lost SBXXI) |
| | | (1st AFC West) |
| 1988 - Denver Broncos (Quarterbacks) | 8-8 | AFC Champ (Lost SBXXII) |
| 1989 - Denver Broncos (Offensive Coord./Receivers) | 11-5 | (2nd AFC West) |
| | | (1st AFC West) |
| 1990 - Denver Broncos (Offensive Coord./Receivers) | 5-11 | AFC Champ (Lost SBXXIV) |
| 1991 - Birmingham Fire (Head Coach) | 5-5 | (5th AFC West) |
| 1992 - Birmingham Fire (Head Coach) | 7-2-1 | Lost First Round Playoff |
| 1993 - Samford University (Head Coach) | 5-6 | Lost First Round Playoff |
| 1994 - Pittsburgh Steelers (Receivers) | 12-4 | (1st AFC Central) |
| | | Lost AFC Championship |
| 1995 - Pittsburgh Steelers (Receivers) | 11-5 | (1st AFC Central) |
| | | AFC Champ (Lost SBXXX) |
| 1996 - Pittsburgh Steelers (Offensive Coordinator) | 10-6 | (1st AFC Central) |
| | | Lost Second Rd. Playoff |
| 1997 - Pittsburgh Steelers (Offensive Coordinator) | 11-5 | (1st AFC Central) |
| | | Lost AFC Championship |

Record as a coach:

| | |
|--|-----------|
| College assistant record (nine seasons) | 60-39-1 |
| College Head Coach record (three seasons) | 24-11-0 |
| World League Head Coach record (two seasons) | 12-7-1 |
| NFL assistant record - regular season (10 seasons) | 100-58-1 |
| NFL assistant record - postseason total | 11-7-0 |
| Career Total (24 seasons) | 207-122-3 |



Joe Avezzano

Special Teams

Florida State

NFL: 9th Year ★ Cowboys: 9th Year



Consistency, big plays and an ability to positively affect the outcome of games have characterized the Cowboys special teams under Joe Avezzano's direction. Avezzano's efforts and excellence have not gone without notice. In his eight previous seasons with the Cowboys, he has twice been named the NFL's Special Teams Coach of the Year (1991 and 1993) based on a vote of the NFL's special teams coaches.

Avezzano's recent results have been even more impressive considering the fact that no other team has been hit harder in free agency than Dallas.

At the conclusion of the 1997 season, the Cowboys were one of just three teams in the NFL to be ranked in the Top 13 in the four major kicking game categories. Dallas led the NFL in kickoff coverage (18.0 yards-per-opponent's return), while ranking fourth in kickoff return average (24.1), eleventh in punt return average (10.9) and thirteenth in punt coverage (9.1). Dallas' productivity in the kicking game was even more dramatic in '97 because the team introduced a new punter and kickoff man in rookie Toby Gowin, as well as a first year place kicker in Richie Cunningham. Cunningham, who earned All-Pro honors from the Associated Press, finished the season ranked second in the NFL in scoring, while also compiling a streak of 18 straight successful field goal attempts.

In 1996, Herschel Walker, who ranked second in the NFL in kickoff returns (28.9 yard average) sparked Dallas with five kickoff returns of 49 yards-or-more. As a unit, the Dallas kickoff return team ranked fourth in the NFL, while the Cowboys punt coverage (eighth) and kickoff coverage (seventh) units were also among the NFL's elite. A prominent figure in Dallas' special teams performance was Jim Schwantz, who closed the year with 32 kicking game tackles and became the first Cowboy since Bill Bates (1984) to be selected to the Pro Bowl as a special teams player.

On the road to a Super Bowl XXX title in 1995, the Cowboys ranked fourth in the NFL in punt return average with an 11.1 yards-per-return mark, while also finishing seventh in the NFL in kickoff coverage, limiting opponents to 19.5 yards-per-kickoff return.

In 1994, the Cowboys led the NFL in team kickoff return average, and Kevin Williams ranked fourth in the NFL in individual kickoff return average (26.7). Williams also became the first Cowboy ever to return a kickoff and a punt for a touchdown in the same season.

In the Super Bowl XXVIII season of 1993, the Cowboys were the only team in the NFL to finish the regular season with a Top 10 ranking in all four major kicking game categories. Consistency spelled results for the Cowboys as they compiled the following NFL rankings: kickoff returns (seventh), opponents kickoff returns (ninth), punt returns (ninth) and opponents punt returns (second).

In addition to building very productive coverage and return units, the Cowboys have established a well deserved reputation for making the big play. Since joining the Cowboys in 1990, Avezzano's units have been responsible for 14 blocked kicks. Moreover, in the last six seasons, Kevin Williams (3), Kelvin Martin (2) and Deion Sanders have combined to return six punts for touchdowns.

Avezzano won his first NFL Special Teams Coach of the Year award after the 1991 season when the Cowboys led the NFL in points scored on special teams with 20 and in kickoff return average with a 21.7 mark. Also, for the first time in the same season in team history, Dallas placed a player in the top three in the league in both punt return average and kickoff return average.

Before coming to Dallas, Avezzano coached the offensive line at Texas A&M for four seasons, during which time the Aggies won three Southwest Conference titles and two Cotton Bowls. During his tenure at Texas A&M, he groomed six All-Southwest Conference picks, including All-Americans Richmond Webb and Doug Williams. Four of his charges were selected in the NFL Draft, three of those (Webb, Williams and Jerry Fontenot) in the first three rounds.

Avezzano took on the additional duties of offensive coordinator in 1988 when sophomore running back Darrin Lewis finished second in the nation in rushing to earn first-team All-America honors. Before joining the Aggies, Avezzano spent five seasons as head coach at Oregon State. From 1977-79, he served as offensive coordinator at Tennessee, and he was the offensive line coach at Pittsburgh (1973-76), helping the '76 Panthers to the national title.

Avezzano began his coaching career at Washington High School in Massillon, OH, in 1967. He then coached at Florida State before joining Iowa State in 1969.



Born in Yonkers, NY (11/17/43), Avezzano grew up in Miami where he played football at Jackson High School. After starring at guard for Florida State, Avezzano was drafted by the Boston Patriots. Joe and wife Diann have a son, Anthony, who is a varsity basketball player at Midwestern State University—the site of the Cowboys summer training camp.

Avezzano is very active in support of the Special Olympics, both on the local and national levels. He serves as the host to a special Dallas Cowboys autograph event that annually raises over \$100,000 for Special Olympics.

Joe Avezzano – Born November 17, 1943, Yonkers, NY. Guard Florida State 1961-65. Pro center Boston Patriots 1966. College coach: Florida State 1968, Iowa State 1969-72, Pittsburgh 1973-76, Tennessee 1977-79, Oregon State 1980-84 (head coach), Texas A&M 1985-88. Pro coach: joined Dallas in 1990.



Jim Bates

Assistant Head Coach/ Defensive Line

Tennessee

NFL: 8th Year ★ Cowboys: 3rd Year



In two seasons with the Cowboys, the results of Jim Bates' work with the linebackers have been readily apparent. In 1998 he takes his skills a little closer to the line of scrimmage as the team's defensive line coach, while also adding the responsibilities of assistant head coach.

His work with the Dallas linebackers in 1996 and 1997 was instrumental in effectively meshing new veterans with inexperienced rookies while improving the club's overall NFL defensive ranking from third in 1996 to second in 1997. The Cowboys also allowed just 20 touchdowns in 1996, the second lowest figure in the NFL.

In 1996, Fred Strickland, in his first season with Dallas, led the team with a career-high 153 tackles, and Randall Godfrey worked his way into the starting lineup midway through his rookie season at strongside linebacker. In 1997, Bates added the name Dexter Coakley to the vocabulary of offensive coaches around the league. As a rookie, Coakley had an outstanding season under Bates' tutelage, earning all-rookie honors from *Pro Football Weekly* and *Football News* while leading all NFL rookies in tackles with 136 – a Dallas rookie record. At the same time, Godfrey was finishing his second season in the NFL with 149 tackles, good for second on the team, and Strickland added another 132 stops, giving him 285 over the last two seasons.

Bates, who is entering his 28th year of coaching, has worked as an assistant at every defensive position, a defensive coordinator and a head coach in the United States Football League. In 1995, Bates was the secondary coach for the Cleveland Browns, his second tour of duty with the Browns after serving as the team's linebackers coach in 1991 and the defensive ends coach in 1992-93. Under his guidance, the 1992 club established a Browns' record with 48 sacks on the year, and the following season, his group came back and tied that mark with 48 more. His secondary intercepted 17 passes in 1995, good for third in the AFC in that department. In 1994, Bates left Cleveland to serve a one year stint as the defensive coordinator with the Atlanta Falcons, where his secondary intercepted 22 passes – good for fourth in the NFL.

Subsequent to joining the NFL in 1991, Bates was the defensive coordinator/secondary coach at the University of Florida in 1990, where his Gator defense ranked fifth in the nation in total yards allowed. In 1989, he was the linebackers coach at Tennessee, where the Volunteers were co-champions of the Southeastern Conference and Cotton Bowl champions.

Prior to joining the Browns, Bates had earned pro coaching experience with stops in the USFL and the Arena Football League. Bates was the defensive coordinator for the San Antonio Gunslingers in 1984, and in 1985 he was promoted to head coach. In 1986, he served as the defensive coordinator for the Arizona Outlaws. In 1988, he was an assistant coach with the Detroit Drive of the AFL.

Bates spent six years (1978-83) as the secondary coach and defensive coordinator at Texas Tech. In 1977, he tutored the secondary at West Virginia. Bates coached linebackers at Kansas State in 1975 and 1976. At Villanova in 1973, he was the offensive line coach and then the linebackers coach the following season.

Bates spent the 1972 season coaching freshmen at Southern Mississippi. Prior to that,



he was a graduate assistant at his alma mater, Tennessee (1968), and the head coach at Sevier County, Tenn., High School.

As a linebacker for the Vols, Bates played in the 1968 Orange Bowl, the 1966 Gator Bowl and the 1965 Bluebonnet Bowl. Bates graduated from Tennessee in 1969 with a degree in physical education. He is a 1964 graduate of Oxford, Mich., High School. Jim and wife Beverly live in Irving. He has two sons: James and Jeremy, who is a senior quarterback at Rice.

Jim Bates – Born May 31, 1946, Pontiac, MI. Linebacker Tennessee 1964-67. College coach: Tennessee 1968, Southern Mississippi 1972, Villanova 1973-74, Kansas State 1975-76, West Virginia 1977, Texas Tech 1978-83, Tennessee 1989, Florida 1990. Pro Coach: San Antonio Gunslingers (USFL) 1984-85 (head coach 1985), Arizona Outlaws (USFL) 1986, Detroit Drive (AFL) 1988, Cleveland Browns 1991-93 and 1995, Atlanta Falcons 1994, joined Dallas in 1996.



Dave Campo

Defensive Coordinator

Central Connecticut St.

NFL: 10th Year ★ Cowboys: 10th Year



In three years under the direction of Dave Campo, the Dallas Cowboys defense has finished no lower than ninth overall, while closing each of the past two seasons with a ranking that is

among the NFL's top three.

Entering his fourth year as the Cowboys' defensive coordinator, Campo's group is coming off a 1997 season in which Dallas was ranked second in overall defense in the NFL (allowing 282.3 yards-per-game), while leading the entire league in pass defense (157.6). Last year's ranking was even more impressive considering the fact that key players such as Leon Lett, Chad Hennings, Deion Sanders and Darren Woodson missed a combined total of 23 starts. Sanders and Woodson earned Pro Bowl honors as prominent players in the NFL's best secondary.

In 1996, Campo's defense helped guide the Cowboys to a 10-6 finish and an unprecedented fifth straight NFC Eastern Division crown. During the '96 regular season, the Dallas defense was ranked first in the NFL for 11-of-16 weeks before closing the year ranked third (273.9 yards-per-game). The Cowboys pass defense finished the year ranked second in the NFL, permitting just 175.4 yards-per-game, while the Dallas rushing defense was 10th (98.5 yards-per-game). Dallas was also ranked third in the NFL in limiting opponents to just 16.3 first downs-per-game. The Cowboys defense surrendered just 20 touchdowns in '96 (second best in the NFL), and, in four games, the Dallas defense kept its opponent out of the end zone. Three of Dallas' defensive starters, Deion Sanders, Tony Tolbert and Darren Woodson, were named to the NFC Pro Bowl squad following the 1996 season.

In 1995, Campo directed the fortunes of the World Champion Dallas defense, which finished the season ranked third in the NFL in touchdowns permitted with just 32 allowed. Dallas also closed the year ranked third in the NFL in fewest points allowed with an average of 18.2 points-per-game. Only seven NFL teams had more interceptions than the 19 registered by the Dallas defense, and the Cowboys returned four of those interceptions for touchdowns, tying the team record. With defensive stars such as Kevin Smith, Charles Haley, Deion Sanders and Russell Maryland missing a combined 37 starts, the Cowboys still managed to finish the season ranked ninth in the NFL (fourth in the NFC) in total defense, allowing 315.3 yards-per-game. Dallas was 16th in the NFL in rushing defense (110.8) and eighth in pass defense (204.5).

Campo was elevated to the position of defensive coordinator on Jan. 24, 1995. Prior to becoming Dallas' third defensive coordinator since 1992, Campo directed the efforts of a secondary that had grown into one of the team's deepest and most productive units.

In 1994, while helping the Cowboys to the top defensive ranking in the NFL, the Dallas defensive backfield enjoyed its most productive season in several years. While leading the NFL in total defense (269.6 yards-per-game), the Cowboys were also ranked first in the NFL in pass defense (172 yards-per-game). All-Pro strong safety Darren Woodson became the first Dallas defensive back to earn a starting Pro Bowl berth since Everson Walls (1985). Dallas finished the year tied for fourth in the NFL in interceptions with 22 - a figure that represents the most interceptions by a Cowboys club since 1987. In addition, Woodson led the team in interceptions with five-marking the fourth straight year that a different Cowboys



defensive back had captured the individual interception lead.

In 1993, while directing the secondary of the Super Bowl XXVIII Champion Cowboys, Campo's group was led by cornerback Kevin Smith, who intercepted more passes (six) than any Dallas player since the 1986 season. Also in '93, strong safety Thomas Everett became the first Dallas defensive back in seven seasons to be selected to appear in the Pro Bowl.


Campo was hired by Dallas in 1989 after spending two years at the University of Miami as the secondary coach. At Miami, he helped the Hurricanes to a two-year record of 23-1 and a national title in 1987, while fine tuning the talents of the best defensive back in school history. Safety Bennie Blades was the 1987 Jim Thorpe Award winner (honoring the best collegiate defensive back) before being selected with the third pick in the NFL Draft by the Detroit Lions. Eight of Campo's Miami charges went on to sign NFL contracts.

Prior to joining Miami, Campo spent three seasons (1984-86) as part of a staff that turned Syracuse into a national championship contender.

He began his career at his alma mater, Central Connecticut State, where he spent the 1971-72 seasons. He then moved to Albany State (1973), Bridgeport (1974), the University of Pittsburgh (1975), Washington State (1976), Boise State (1977-79), Oregon State (1980), Weber State (1981-82) and Iowa State (1983).

In addition to starring at defensive back in college, David Cross Campo (7/18/47) twice earned All-East honors at shortstop at Central Connecticut State. He attended Robert E. Fitch High School in Groton, CT. He and wife Kay have six children - Angie, Eric, Becky, Tommy, Shelbie and Michael.

Dave Campo – Born July 18, 1947, New London, CT. Defensive back Central Connecticut State 1967-70. College coach: Central Connecticut State 1971-72, Albany State 1973, Bridgeport 1974, Pittsburgh 1975, Washington State 1976, Boise State 1977-79, Oregon State 1980, Weber State 1981-82, Iowa State 1983, Syracuse 1984-86, Miami 1987-88. Pro coach: joined Dallas in 1989.



George Edwards

Linebackers

Duke

NFL: 1st Year ★ Cowboys: 1st Year



Taking over the assistant coaching duties for linebackers this season is George Edwards, a newcomer to the NFL but a highly regarded eight-year veteran as a defensive coach in the college ranks. His focus in Dallas will be on the continued growth of youngsters Dexter Coakley (second year) and Randall Godfrey (third year) at the outside linebacker positions, while continuing the solid play of veteran middle linebacker Fred Strickland – who has amassed 285 tackles over the past two seasons.

Edwards spent last season as the defensive line coach at the University of Georgia, where the Bulldogs went 10-2, including a win over Wisconsin in the Outback Bowl, and finished the season ranked 10th in the final Associated Press poll. Along the way, the Georgia defense helped shut out Mississippi State 47-0, marking the first SEC shutout for the Dawgs since 1982.

In 1996, Edwards was the inside linebackers coach at Duke, his alma mater, as well as handling the responsibility of computer analysis. He joined the Blue Devils after four seasons at Appalachian State University, where he coached outside linebackers for two seasons in 1992-93 before taking over responsibility for all linebackers in 1994-95. While at Appalachian State, he coached Coakley, a two-time Division I-AA National Defensive Player of the Year and an all-rookie selection as a third round draft choice of the Cowboys in 1997. During his four-year tenure, Edwards coached two All-America and five All-Southern Conference award winning linebackers. The Mountaineers posted a 32-17 record, including a 12-1 mark in 1995, and qualified for postseason play three times during his stint in Boone, NC.

Edwards began his coaching career working with linebackers as a graduate assistant under Steve Spurrier at the University of Florida in 1991-92. In his two seasons at Florida, the Gators were 19-4, capturing the Southeastern Conference title and a spot in the Sugar Bowl following the 1991 season.


A 1989 Duke graduate, Edwards earned four letters as a linebacker with the Blue Devils. He led the team with 116 tackles in his senior season, a year the Blue Devils tied for the



Atlantic Coast Conference crown and made an appearance in the All-American Bowl. Named the most valuable linebacker in 1989, Edwards was an honorable mention All-ACC selection as a senior under Spurrier. He also served two seasons as special teams captain.

A native of Siler City, NC, Edwards was a three-time all-conference and all-county choice at Jordan-Matthews High School, and he was also an academic All-America pick as a senior. Edwards graduated from Duke with a political science degree and did post-graduate study at Florida.

George Edwards – Born January 16, 1967, Siler City, N.C. Linebacker Duke 1985-89. College coach: Florida 1990-91 (graduate assistant), Appalachian State 1992-95, Duke 1996, Georgia 1997. Pro coach: joined Dallas in 1998.



Wayne "Buddy" Geis

Quarterbacks

Lock Haven

NFL: 7th Year ★ **Cowboys: 1st Year**



Buddy Geis comes to Dallas as the Cowboys new quarterbacks coach after serving as an offensive assistant/assistant quarterbacks coach for the Indianapolis Colts the last two seasons. Geis will oversee the work of Troy Aikman and Jason Garrett as the Cowboys implement new head coach Chan Gailey's offensive philosophy.

Geis takes over a group that recorded the fifth lowest interception percentage (2.17) in the NFL last season. With Aikman as the focal point of the Cowboys passing game, Dallas quarterbacks have thrown only 46 interceptions in the past five years (9.2 interceptions-per-year) — fewest by any team in the NFL over that time span.

In Geis' two years with the Colts, quarterback Jim Harbaugh recorded the second and fifth best quarterback ratings of his 11-year career. His 86.2 rating in 1997 was the fifth best in the AFC, eighth best in the NFL and second highest of his career. Backup QB Paul Justin also flourished under Geis' tutelage, finishing 83-of-140 for 1,046 yards, with five touchdowns and five interceptions, all career-high numbers.

In 1996, Harbaugh passed for 2,630 yards, the second highest yardage total of his career, while attempting 405 passes, the second most of his career, and throwing for 13 touchdowns, the third highest total of his career. Justin finished '96 with a career-high 83.4 quarterback rating on 74-of-124 passing for 839 yards and two touchdowns.

Prior to joining the Colts, Geis was the offensive coordinator for the Canadian Football League's Memphis Mad Dogs in 1995. He was the offensive coordinator at Tulane (1994) and Duke (1993) after breaking into the NFL as the Green Bay Packers receivers coach under Lindy Infante from 1988-91.

Geis' star pupil with the Packers, Sterling Sharpe, reached 200 career receptions faster than any other receiver in Packers' history. Sharpe also became the first Packer since Don Hutson in 1945 to lead the NFL in receptions when he tallied 90 catches in his second year in the league (1989). Those 90 catches were a team record (since broken), and Sharpe also established a team record for receiving yards (1,423 - since broken) and tied a club record (since broken) with six 100-yard receiving games that same season. Sharpe earned a spot on the NFC Pro Bowl squad in both 1989 and 1990. Under Geis' tutelage, Sharpe totaled 281 receptions for 4,280 yards and 23 touchdowns.

Geis was the Memphis State Tigers' offensive coordinator and quarterbacks coach (1986-87) prior to his stint with the Packers. He got his first pro coaching experience with the USFL's Jacksonville Bulls, joining Infante's staff as the receivers coach from 1984-85. He first worked with Infante while coaching at Tulane (1977-82) after a stop at Arizona (1974-76). Geis started his coaching career at Altoona, PA, High School from 1971-73.

He saw action as a freshman wide receiver at Northern Arizona before transferring to Lock Haven University and earning a degree in health and physical education. He earned a master's degree in education administration at Arizona.

Buddy and wife Jere have two children; Adam, who just finished his football and baseball careers at Duke University, and Jeni, a sophomore at Indiana University.

Buddy Geis – Born Sept. 16, 1946, Altoona, PA. Wide Receiver Northern Arizona 1965. College coach: Arizona 1974-76, Tulane 1977-82, 1994, Memphis St. 1986-87, Duke 1993. Pro coach: Jacksonville Bulls (USFL) 1984-85, Green Bay Packers 1988-91, Memphis Mad Dogs (CFL) 1995, Indianapolis Colts 1996-97, joined Dallas in 1998.



Steve Hoffman

Kickers/Quality Control

Dickinson College

NFL: 10th Year ★ Cowboys: 10th Year



Steve Hoffman has developed an outstanding reputation around the NFL for his ability to identify and develop young kickers and punters. His challenges over an eight-year NFL coaching career have been highly visible, and his results have been obvious and impressive.

Since joining the Cowboys in 1989, Hoffman has recruited four rookie or first-year free agent placekickers to the Cowboys. All four of those players – Ken Willis, Lin Elliott, Chris Boniol and Richie Cunningham – kicked at least 18 field goals in their first NFL season. Punters John Jett and Toby Gowin also came to the Cowboys via the rookie free agent route, and Hoffman helped develop Jett into a four-year veteran who performed consistently for two Super Bowl Championship clubs in Dallas.

From the perspective of providing offensive punch, the Dallas placekicking numbers are as impressive as any in recent NFL history. Over the last five years, with four different placekickers, the Cowboys have connected on 164-of-188 field goal attempts for a success rate of 87.2% – including playoffs and two Super Bowls.

Hoffman's expertise in developing battle-ready kicking specialists was no more evident than in 1997, when he introduced Cunningham and Gowin to the pressures of performing in the NFL. Cunningham responded to the challenge by hitting 34 of his first 37 career field goal attempts, including a mid-season streak of 18 straight successful attempts. After finishing the 1997 season as the NFL's second leading scorer with 126 points, Cunningham was named first-team All-Pro by the Associated Press and *The Sporting News*.

Gowin, who doubled as the Cowboys punter and kickoff man, turned in a season-long average of 41.8 yards, and his net average of 35.4 was second best among all NFL rookie punters. His kickoffs averaged 66.6 yards and he registered 12 touchbacks.

Both Boniol and Jett departed the Cowboys following the 1996 season after very productive careers in Dallas. Boniol nailed his last 27 straight field goal attempts in 1996, after hitting his last 25 in a row in 1995. He closed his three-year Cowboys career by hitting on 81-of-93 field goals (87.1%), while Jett crafted a four-year average of 41.9 yards-per-punt.

As a rookie in 1994, Boniol hit on 22-of-29 field goal attempts (75.9%) to set a team record for field goal percentage by a rookie. In 1995, Boniol hit on 27 of his 28 field goal attempts (a team record 96.4% and the second best mark in NFL history), and he also scored 127 points to establish a club-record for points by a kicker.

In 1993, Hoffman introduced free agent punter John Jett to the NFL, and the newcomer responded by finishing the year ranked third in the NFL in net punting average (37.7).

Hoffman discovered a pair of rookie free agent place kickers in 1990 and 1992, and each went on to establish Dallas records for scoring by a rookie. In 1990, Ken Willis set the mark with 90 points, and in 1992, rookie Lin Elliott shattered that standard by scoring 119 points.

After joining the Cowboys as kicking coach in 1989, Hoffman added quality control duties in 1990. He currently coordinates computer scouting of Cowboys future opponents on video tape, while providing internal analysis of the Cowboys own tendencies and productivity.

From 1985-87, Hoffman oversaw kickers at the University of Miami where one of his charges was Jeff Feagles, an 11-year pro who punted for Arizona last season. Hoffman also was a top instructor for Ray Pelfrey's kicking camps, where his students included Barry Helton, who booted for the L.A. Rams, and Brian Hansen, the Saints' all-time leading punter.

Hoffman spent two springs in Italy as offensive coordinator of the Bellusco Seahawks (1987) and Rho Blacknights (1988). In the fall of 1988, he coached at Sunset H.S. in Miami.

In 1983, Hoffman punted for the Washington Federals of the USFL. He also went to training camp with the Redskins in 1981 and 1983, Seattle in 1984 and New Orleans in 1985.

Born in Camden, NJ (9/8/58), Hoffman starred in baseball and football at York Suburban High School in York, PA. He earned All-Mid-Atlantic Conference honors at Dickinson College, where he played quarterback, running back and wide receiver while handling the punting duties. Hoffman earned a Bachelor of Arts degree in economics from Dickinson and a Master of Science in sports administration from St. Thomas (Fla.). He met his wife, Raffaella, while coaching in Italy, and they now reside in Coppell, TX, with their daughter, Micaela (10/18/95), and son, Lucas (5/29/97).

Steve Hoffman – Born September 8, 1958, Camden, NJ. Quarterback-running back-wide receiver Dickinson College 1979-82. Pro punter Washington (USFL) 1983. College coach: Miami 1985-87. Pro coach: joined Dallas in 1989.



Hudson Houck

Offensive Line

Southern California

NFL: 16th Year ★ Cowboys: 6th Year



In five seasons with Dallas, Hudson Houck has molded the Cowboys offensive line into one of the top units in league history. During his tenure, the Cowboys offensive line has surrendered just 125 sacks (1.6 per game) while guiding the offense to top eight rankings in total offense three of his five seasons. Dallas is one of only four teams in the NFL to have allowed fewer than 40 sacks in each of the last five seasons, and the 125 sacks allowed from 1993-97 were the fewest in the NFL - New England is second with 132 sacks allowed over that same span. The Dallas line has led the NFC in fewest sacks allowed in three of Houck's five seasons. During his 15-year NFL career, his lines have also helped running backs produce six NFL rushing titles and 13 1,000-yard rushing seasons.

While with Dallas, six different offensive linemen have landed in the Pro Bowl at least two times each: Nate Newton (four appearances), Larry Allen (three), Erik Williams (three), Ray Donaldson (two), Mark Stepnoski (two) and Mark Tuinei (two). In all, six linemen have made 16 trips to the Pro Bowl in the last five years, a total no other NFL team can match.

Last season, Houck was faced with incorporating Clay Shiver, a first-year starter at center, into the lineup while also replacing injured starters throughout the year. He lost Pro Bowlers Mark Tuinei, Nate Newton and Erik Williams at various times during the season and was forced to count on younger players to pick up the slack. Despite constant turnover, Shiver was the only lineman to start every game at the same position, Emmitt Smith topped the 1,000 yard rushing mark for the seventh consecutive season and for the third straight year, Troy Aikman was healthy and able to start all season behind this protection. Following the season, Allen and Williams each made their third appearance in the Pro Bowl.

Houck's 1996 squad equaled the feat of the 1995 group by sending a club-record four members to the Pro Bowl. Allen, Donaldson, Newton and Williams represented Dallas in Hawaii, and along with Tuinei, allowed just 19 sacks on the year, fewest in the NFL and one shy of the club record that same group established in 1995 with 18 sacks allowed.

The 1995 squad first established a club record when four members, Allen, Donaldson, Newton and Tuinei, were selected to the Pro Bowl. The line established a club record by allowing just 18 sacks, the second fewest allowed in the NFL in 1995. Also in 1995, Houck's line led Emmitt Smith to his fourth NFL rushing title in five years, a NFL record 25 rushing touchdowns and a club record 1,773 yards rushing.

The pass protection marks set by the 1994 squad were done despite losing All-Pro tackle Williams to injury seven games into the season. Houck placed a rookie Allen, a second-round draft choice from Sonoma State, in Williams' spot at right tackle. Allen went on to start 10 games for Dallas and earned consensus All-Rookie honors. The line once again led the NFC in fewest sacks allowed (fourth in the NFL) at 20.

During his first season in Dallas, the offensive line allowed just 29 sacks, the fewest number of sacks in the NFC and the third fewest in the NFL. At the same time, Emmitt Smith grabbed his third straight NFL rushing title - only the fourth player in league history to accomplish that feat - while averaging 5.3 yards-per-carry. The Pro Bowl selection of Newton, Stepnoski and Williams after the season marked the first time in club history that three offensive linemen had represented the team in Hawaii.

Prior to coming to Dallas, Houck spent 1992 coaching the offensive line for the Seattle Seahawks. His group of linemen opened holes that allowed Chris Warren to rush for 4.6 yards-per-carry and 1,017 yards, the fifth 1,000-yard rushing season in club history and the first in Seattle since 1988.

Before joining Seattle, he spent nine years shaping one of the most dominant lines in the NFL for the L.A. Rams. From 1983 to 1991, no team sent more offensive linemen to the Pro Bowl than the Rams. In all, five Rams' linemen made twenty-one trips to Hawaii, including Jackie Slater (seven trips) and Doug Smith (six).

The excellence of the offensive line translated into a 1,000-yard rusher in seven of the nine seasons Houck was with the Rams, including four NFL rushing titles in the five years from 1983-87. Running the ball wasn't the Rams only offensive weapon, as Jim Everett passed for more yards from 1989-91 than any other quarterback in the NFL. Because of the pass protection provided by the offensive line, Everett did not miss a start from 1988-91.

Houck began a 16-year collaboration with John Robinson in 1976 at his alma mater, the University of Southern California. During his tenure at USC, Houck served as offensive line coach, guiding a group that would open holes for Heisman Trophy winners Charles White and Marcus Allen. While at USC, seven of Houck's offensive linemen went on to achieve All-




America status and play in the NFL: Marvin Powell (Jets), Pat Howell (Oilers), Brad Budde (Chiefs), Keith Van Horne (Bears), Roy Foster (Dolphins/49ers), Bruce Matthews (Oilers) and Don Mosebar (Raiders).

Houck graduated from USC after playing three seasons as a center from 1962-64, including the Trojans' 1962 national championship team. He began his coaching career as an assistant at Crescenta Valley, CA, High School in 1966. He served two years in the United States Army from 1967-68 before returning to Crescenta Valley in 1969. From 1970-71, he served his first stint as an assistant at USC before moving on to coach the offensive line at Stanford from 1972-75.

Houck (1/7/43) attended Eagle Rock High School in Los Angeles, CA. Hud has a grown son, Troy. His wife Elsie has two grown children, Scott and Holly.

Hudson Houck – Born January 7, 1943, Los Angeles, CA. Center Southern California 1962-64. College coach: Southern California 1970-72, 1976-82, Stanford 1973-75. Pro coach: Los Angeles Rams 1983-91, Seattle Seahawks 1992, joined Dallas in 1993.



Jim Jeffcoat

Assistant Defensive Line

Arizona State

NFL: 1st Year ★ Cowboys: 1st Year



Former Cowboys defensive end Jim Jeffcoat returns to Dallas to work with Jim Bates as the Cowboys assistant defensive line coach. Jeffcoat will be bringing 15 years of NFL playing experience to the coaching staff as he works to improve the Cowboys line play.

In 1997, the line was able to pressure opposing quarterbacks enough to allow the Dallas pass defense to finish the season as the NFL's top ranked unit against the pass. The Cowboys' defensive line accounted for 26 of the team's 38 sacks in 1997. And of the team's 68 quarterback pressures, Dallas' front four accounted for 48 of them. For the first time since 1993 - when Jeffcoat was still a member of the Dallas defensive line rotation - five Cowboys' linemen totaled at least 40 tackles in 1997.

Jeffcoat joins the coaching ranks this season after finishing his playing career in Buffalo following the 1997 season. He retired from the league with 102.5 career sacks, 745 tackles and 194 quarterback pressures. Jeffcoat played in 227 career games, which places him among the top 40 players all-time in terms of number of games played. He had his streak of 224 consecutive regular season games played broken when he was inactive against Detroit (10/5) this past season.

Jeffcoat spent the first 12 years of his career with Dallas after being selected in the first round of the 1983 NFL Draft, and he was a member of the Cowboys' teams that won Super Bowls XXVII and XXVIII. By joining Chan Gailey's staff, Jeffcoat has now played for or coached with all four coaches in Cowboys team history.

During his stint with the Cowboys, Jeffcoat totaled 698 tackles, 94.5 sacks and 149 quarterback pressures. His best season in Dallas was 1989, when he finished with a career-high 100 tackles, a career-high 42 quarterback pressures, 11.5 sacks and a career-high three fumble recoveries. His most productive seasons came with the Cowboys, as he registered five seasons with 70-or-more tackles and five seasons with 10.5-or-more sacks, including 14 in 1986 and 12 in 1985. From 1984 through 1986, he recorded a combined 37.5 sacks. Jeffcoat tied the Cowboys team record for sacks in a game when he registered five sacks at Washington on Nov. 10, 1985.

Jeffcoat was a three-year starter at Arizona State University from 1980-82, where he earned All-Pac 10 and honorable mention All-America honors. He was inducted into the Arizona State Hall of Fame on Oct. 22, 1994 after being named to the all-time Fiesta Bowl team in 1991. Jeffcoat earned All-America football honors at Matawan, NJ, Regional High School while also lettering in wrestling.

Jeffcoat was awarded the New Jersey Sportswriter's Association Unsung Hero Award for his community service in 1991. He earned his bachelor's degree in communications and his Masters in Business Administration from Arizona State. He and wife Tammy have a son, Jaren (10/1/87), and twins, Jackson and Jacqueline (12/26/90).

Jim Jeffcoat – Born April 1, 1961, Cliffwood, NJ. Defensive End Arizona St. 1979-82. Pro Defensive End Dallas 1983-94, Buffalo 1995-1997. Pro coach: joined Dallas in 1998.



Joe Juraszek

Strength and Conditioning

New Mexico

NFL: 2nd Year ★ Cowboys: 2nd Year



Joe Juraszek (pronounced jer-ASS-ick) joined the Dallas staff as the Cowboys strength and conditioning coach in February, 1997. Now in his second year, it is obvious that the players respect his program and are excited to follow it. Juraszek's hands-on approach stresses strength development, cardiovascular work, flexibility and speed work. He, along with assistants Charlie Biggurs and Blake Cundiff, works with the players to tailor programs to individual player needs based on the player's input and their workout history. Juraszek, along with overseeing the strength and conditioning programs for the team, also works with the Cowboys medical staff implementing rehabilitation programs for injured players.

Juraszek came to Dallas after serving as the University of Oklahoma strength coach from 1993-96. He worked with three different coaching staffs during his four-year tenure at OU, and was faced with the daunting task of taking 1,000 cumulative pounds off the 1994 football team. Juraszek joined the Sooners after serving as the strength coach at Texas Tech University from 1987-92. He was a graduate assistant and then a full-time assistant strength coach for the Sooners from 1981-86.

He attended the University of New Mexico from 1976-81, where he played linebacker and defensive end for the Lobos while earning bachelor's degrees in Physical Education/Health and Economics. He added a master's degree in Economics while serving as a graduate assistant strength coach at Oklahoma.

A native of Chicago, IL (6/8/58), Juraszek and his wife Camille have a daughter, Nikki Jo, and a son, J.D.

Joe Juraszek— Born June 8, 1958, Chicago, IL. Linebacker/Defensive End New Mexico 1976-80. College coach: Oklahoma 1981-86, 1993-96, Texas Tech 1987-92. Pro coach: joined Dallas in 1997.



Les Miles

Tight Ends

Michigan

NFL: 1st Year ★ Cowboys: 1st Year



Coaching the Cowboys young tight end corps this season will be Les Miles, who joins the Dallas staff after serving as Oklahoma State University's offensive coordinator for the past three years.

Miles takes over a group of tight ends led by fourth-year man Eric Bjornson and second-year man David LaFleur. In 1997, Bjornson was second in the NFC (sixth in NFL) among tight ends with 47 receptions and second in the NFC (ninth in NFL) among tight ends with 442 receiving yards before suffering a season-ending fracture of his left fibula against Carolina (12/8). LaFleur saw action in all 16 games as a rookie, totaling 18 catches for 122 yards and two touchdowns, including 10 receptions for 66 yards and two touchdowns in the last three games of the season.

As Oklahoma State's offensive coordinator (1995-97), Miles improved the Cowboys offense from an average of 310.5 yards and 20.7 points-per-game in 1995 to 375.7 yards and 30.2 points in 1997 while making an appearance in the Alamo Bowl. In his second year, OSU averaged 390.5 yards-per-game, including 542 yards against Iowa State, 533 against Baylor and three other games with over 425 total yards.

Prior to joining the OSU staff, Miles was the offensive line coach for the Michigan Wolverines from 1987-94. During his eight-year stint with the Wolverines, he coached eight first-team All-Americans and 12 NFL draftees, including Steve Everitt, a first-round selection of the Cleveland Browns in 1993, and Joe Cocozzo, a third-round selection of the San Diego Chargers in 1993. The Wolverines played in five Rose Bowls and won an unprecedented five consecutive Big 10 titles while Miles oversaw the offensive line.



Miles was the offensive line coach for the Colorado Buffaloes from 1983-86 after serving as a Buffaloes' graduate assistant coach in 1982. With his offensive line leading the way, Colorado averaged 259.8 rushing yards-per-game in 1985 while scoring 23 rushing touchdowns. In 1986, the Buffaloes averaged 251.4 rushing yards with 26 rushing touchdowns, helping Colorado average 321.8 yards of total offense. Miles started his coaching career as a graduate assistant with Michigan from 1979-81.

Miles was a guard on the Wolverines offensive line from 1972-75, helping Michigan to three Big 10 co-championships and an Orange Bowl berth following the 1975 season. He earned a degree in economics from Michigan. Miles earned all-state honors in football at Elyria, OH, High School while also lettering in baseball and wrestling.

A native of Elyria, OH and a member of the Elyria Hall of Fame, Les (11/10/53) and wife Kathy have a daughter, Kathryn Ann, and a son, Leslie Matthew.

Les Miles – Born Nov. 10, 1953, Elyria, OH. Guard Michigan 1972-75. College coach: Michigan (Graduate Assistant) 1979-81, Colorado 1982-86, Michigan 1987-94, Oklahoma State 1995-97. Pro coach: Joined Dallas in 1998.



Dwain Painter

Receivers

Rutgers

NFL: 11th Year ★ Cowboys: 1st Year



Dwain Painter enters his 11th season as a NFL assistant coach, and his 31st year in coaching, with the assignment of directing the Dallas Cowboys receivers. Painter comes to Dallas after serving one season with the Super Bowl XXXII Champion Denver Broncos. Denver marked Painter's second trip to the Super Bowl in the last four seasons as he helped guide the San Diego Chargers to the 1994 AFC Championship and a berth in Super Bowl XXIX.

In Denver, he coordinated the Broncos quality control effort for the defensive unit, while also assisting with Denver special teams units that finished among the NFL's top 15 in all four major kicking game categories.

Prior to joining the Broncos, Painter served as the Chargers' quarterbacks coach from 1994 to 1996 under head coach Bobby Ross. During his first season in San Diego, Painter helped Stan Humphries achieve a career high 17 touchdown passes and a quarterback rating of 81.6. Humphries led the '94 Chargers drive to the AFC title and their eventual meeting with the San Francisco 49ers in the first Super Bowl appearance in San Diego history. In 1995, Humphries blossomed into one of the NFL's premier big-play quarterbacks by throwing for 3,381 yards and 17 touchdowns.

During the 1992 and 1993 seasons, Painter was the wide receivers coach for the Indianapolis Colts. In 1993, Painter tutored the AFC's leading receiver, Reggie Langhorne, to career highs of 85 catches and 1,038 yards—the most catches ever by a Colts receiver in a single season.

Painter began his NFL coaching career in 1988 when he became the wide receivers coach of the Pittsburgh Steelers under Chuck Noll. He coached the Steelers wide receivers for four seasons (1988-1991), and during that time he tutored Louis Lipps, one of the premier receivers in Steelers' history. Lipps finished his career with 6,018 receiving yards and 39 touchdowns.

Prior to his time in Pittsburgh, Painter coached for 17 years on the collegiate level. He joined the Steelers after serving the 1987 season as the offensive coordinator and quarterbacks coach at the University of Illinois (1987). While working with the Illini, Painter coached current Raiders quarterback Jeff George, who was a transfer in his redshirt season.

Painter entered the coaching profession as a head coach at Wall, NJ, High School in 1965. He was the offensive coordinator at San Jose State under DeWayne "Dewey" King in 1971. Painter then moved to the College of San Mateo (1973). He also coached quarterbacks and receivers under LaVell Edwards at Brigham Young (1974-75) and then landed the same role at UCLA (1976-78). He became the head coach at Northern Arizona in 1979, compiling a 16-17 record during his tenure (1979-81). Painter moved on to Georgia Tech (1981-85) and Texas (1986) as offensive coordinator and quarterbacks coach.

Painter was a quarterback and defensive back at Rutgers from 1960 to 1963 and was a member of the first undefeated football team (9-0 in 1961) in school history. He graduated from Rutgers with a bachelors degree in physical education in 1964 and a masters in education in 1965.



Dwain Edward Painter was born on February 13, 1942, in Monroeville, PA. He pitched the first no-hitter in school history for Gateway High School in suburban Pittsburgh. He is married to the former Cathy Reinert of Pittsburgh. The Painter's have four children – Gary (7/5/63), Michael (4/8/66), Chrissy (9/17/69) and Doug (10/21/71) – and three grandchildren.

Dwain Painter – Born February 13, 1942, Monroeville, Pa. Quarterback-defensive back Rutgers 1961-64. College coach: San Jose State 1971-72, College of San Mateo 1973, BYU 1974-75, UCLA 1976-78. Northern Arizona 1979-81 (head coach), Georgia Tech 1982-85, Texas 1986, Illinois 1987. Pro coach: Pittsburgh Steelers 1988-91, Indianapolis Colts 1992-93, San Diego Chargers 1994-96, Denver Broncos 1997, joined Dallas in 1998.



Clancy Pendergast

Defensive Assistant/ Quality Control

Arizona

NFL: 4th Year ★ Cowboys: 3rd Year



Clancy Pendergast, who joined the Cowboys in 1996, serves the dual role of defensive assistant/quality control. Pendergast oversees Dallas' defensive quality control, which includes breaking down film of Cowboy opponents and compiling coaching reports on their offensive tendencies. He also assists new linebackers coach George Edwards in preparing the Cowboys linebacking corp.


The Cowboys linebackers finished 1997 as the team's second, third and fourth leading tacklers. Randall Godfrey led the group with 149 tackles. Third-round draft choice Dexter Coakley started all year at the weakside linebacker spot and recorded 136 tackles, the club-record for tackles by a rookie. He also led the team with 10 tackles for losses. Fred Strickland followed his 153 tackles in 1996 with a 132 tackle performance in 1997.

In 1996, the Dallas linebackers helped improve the Cowboys' rush defense from 16th to ninth in the NFL. The linebackers were led by Strickland, who recorded a team-high 153 tackles. Pendergast worked closely with rookie draft pick Godfrey, helping him earn a starting spot at strongside linebacker by Game 11 against Green Bay (11/18/96). Godfrey finished with 31 tackles on the year. Broderick Thomas (65 tackles, 20 pressures and 4.5 sacks) started the year as the strongside linebacker before moving to defensive end.

Pendergast spent the 1995 season with the Houston Oilers as a defensive assistant and quality control coach. He joined Houston from Alabama-Birmingham, where he was named the tight ends coach in January of 1995. Prior to his short stint at UAB, Pendergast spent the 1993-94 seasons working with the tight ends and as an advance scout at Oklahoma. In 1992, Pendergast was a defensive assistant at Southern Cal. After earning his bachelor's degree from Arizona (1990), Pendergast worked the 1991 season as a graduate assistant at Mississippi State, helping with the receivers and working as an advance scout.

Pendergast (11/29/67) is a native of Phoenix, AZ.

Clancy Pendergast – Born November 29, 1967, Phoenix, AZ. College coach: Mississippi State 1991, Southern Cal 1992, Oklahoma, 1993-94. Pro Coach: Houston Oilers 1995, joined Dallas in 1996.



Tommie Robinson

Offensive Assistant

Troy State

NFL: 1st Year ★ Cowboys: 1st Year



Although a newcomer to the Cowboys staff in 1998, Tommie Robinson is not a new face around the team, having spent the 1997 training camp with Dallas as one of the recipients of the

Jerry Jones Minority Coaching Fellowship. While in camp, Robinson worked with Michael



Irvin and the wide receivers. Robinson has also been to camp with the New Orleans Saints and St. Louis Rams.

Robinson joined the Cowboys after just one month on the staff at UNLV. He joined the Rebels after four seasons as wide receivers coach at Texas Christian University (1994-97), where he was part of the Horned Frogs 1994 Southwest Conference Co-Championship team that appeared in the Poulan Weedeater Independence Bowl.

Robinson left TCU with three of his former players among the school's all-time top ten in career receptions. Under his guidance, John Washington — who is currently on the N.Y. Giants roster — put together the fifth best receiving season in school history with 52 catches in 1995. Washington also finished his career with 135 receptions, the fourth best total in school history. Another Robinson pupil, Jimmy Oliver — who signed with Dallas in March — set a school record for receiving yards in a game with 206 against Texas Tech in 1994.

Robinson joined TCU after two seasons as running backs coach at Utah State (1992-93), where he helped the Aggies capture the Big West Conference Championship and a Las Vegas Bowl win in 1993. His top runner was Abu Wilson, now with Indianapolis, who finished his career as the leading rusher in school and conference history with over 3,900 yards.


Prior to Utah State, Robinson spent two years (1989-90) at his alma mater, Troy State, as linebackers coach, and then one year at the University of Arkansas in 1991. The Razorbacks went 6-6 and made an appearance in the Poulan Weedeater Independence Bowl that year.

After college, Robinson pursued professional football for a year before breaking into the coaching ranks at the high school level at Woodham H.S. in Pensacola, FL in 1986. He then moved to his hometown of Phenix City, AL, where he coached at Central H.S. in 1988.

Robinson was a three year starter in the secondary at Troy State University (1982-84), and he earned All-Gulf South Conference honors as a senior team captain of the 1984 Division II national championship team under head coach Chan Gailey.

A native of Phenix City (4/4/63), Robinson was a four-sport athlete at Central High School before entering Troy State. He earned his degree in psychology from Troy State in 1985. He and his wife, Lartonyar, have three children — sons, Dantrell (2/15/86) and Trey (8/30/97), and daughter, Towanda (4/11/93).

Tommie Robinson — Born April 4, 1963, Phenix City, Ala. Defensive back Troy State 1981-84. College coach: Arkansas 1991, Utah State 1992-93, Texas Christian 1994-97. Pro coach: Joined Dallas in 1998.



Clarence Shelmon

Running Backs

Houston

NFL: 8th Year ★ Cowboys: 1st Year



Tutoring top-flight running backs is nothing new to Clarence Shelmon, who joins the Cowboys in 1998 after six seasons working with the Seattle Seahawks' running backs. In Dallas, Shelmon will guide one of the NFL's top backfield duos in Emmitt Smith and Daryl Johnston, as well as his former star pupil from Seattle, Chris Warren.

The Cowboys hope Shelmon brings the same level of success to Dallas that he enjoyed in Seattle, where over the last five seasons, Seattle has finished in the top five in the NFL in rushing yards four times. They didn't get there without the hard work of Shelmon, who took over the league's 20th ranked running game when he joined the club on Jan. 21, 1992 under Head Coach Tom Flores.

Shelmon inherited Warren, who had 24 rushing yards in his first two seasons, and helped turn him into a four-time 1,000 yard rusher (1992-95), a streak that was broken in 1996 due to injury. Warren bounced back in 1997 with 847 yards (4.2 yards-per-carry) and became the franchise's all-time leading rusher on the last carry of the season when he gained the 6,706th yard of his career, breaking Curt Warner's club mark of 6,705 career rushing yards. Warren's 1,545 yards and 4.6 yards-per-carry in 1994 led the AFC and set a franchise record. His 15 rushing touchdowns in 1995 also led the AFC and his 1,346 rushing yards that season ranks fourth in Seahawks history for a single-season. His 24 100-yard games is another record.

Shelmon was also responsible for the emergence of Lamar Smith, who was originally a third-round draft choice by Seattle. Smith rushed for 680 yards in 1996, a total that would have led six other teams, and averaged 4.2 yards-per-carry in 1997 with 392 yards on 91 attempts. At fullback, Shelmon utilized the talents of Mack Strong, who emerged as a starter in 1996 after signing as an undrafted free agent in 1993.

CLARENCE SHELMON



COACHING STAFF

Shelmon entered the NFL in 1991 as the running backs coach with the Los Angeles Rams before moving on to Seattle in 1992.

Shelmon made the jump to the NFL from the University of Southern California, where he spent four years (1987-90) as the running backs coach. At USC, Shelmon aided in the development of standout running backs Aaron Emanuel, Ricky Ervins and Leroy Holt. In 1989, Shelmon guided Ervins to the Pac-10 rushing title with 1,395 yards. Holt also gained All-America honorable mention and All-Pac 10 honors. In 1988, Holt captured All-Pac 10 honors, while in 1987, tailback Steven Webster ran for 1,109 yards while garnering All-America honorable mention and All-Pac 10 accolades. During Shelmon's tenure, the Trojans made three consecutive Rose Bowl appearances, including a 17-10 victory over Michigan in 1990.

Before joining the Trojans, Shelmon handled the running backs at Arizona from 1984-86. While with the Wildcats, Shelmon helped develop running backs Vance Johnson, who later starred as a wide receiver for the Denver Broncos, and David Adams, who finished his career as the No. 3 rusher in Arizona history.


In all, eight of his backs earned All-Pac 10 honors, including two conference rushing champions and one second place finisher, during his seven years in the Pac-10.

He began his coaching career in 1975 as a graduate assistant at Houston from 1975-76. Following a year of coaching at Carroll High School in Corpus Christi, Tex., Shelmon spent three seasons at Army (1978-80), where he coached tight ends and running backs. He then moved to Indiana University for three seasons (1981-83) as running backs coach.

Born in Bossier City, La., on Sept. 17, 1952, he attended Airline High School before moving to the University of Houston, where he was a two-year letterman as a running back. Shelmon graduated with a B.S. degree in Education. He attended Long Island University working towards a Masters Degree in Guidance and Counseling.

Clarence's wife, Nancy, lives and works in Los Angeles.

Clarence Shelmon— Born September 17, 1952, Bossier City, LA. Running back Houston 1971-75. College coach: Houston, 1975-76 (graduate assistant), Army 1978-80, Indiana 1981-83, Arizona 1984-86, Southern California 1987-90. Pro coach: Los Angeles Rams 1991, Seattle Seahawks 1992-97, joined Dallas in 1998.



Mike Zimmer

Defensive Backs

Illinois State

NFL: 5th Year ★ Cowboys: 5th Year



Mike Zimmer has worked with the Cowboys secondary for four years, and in three of those years, Dallas had one of the top two pass defenses in the NFL. Anchored by one of the top cornerbacks in the league, Deion Sanders and Kevin Smith, and a Pro Bowl safety, Darren Woodson, the Cowboys led the NFL in 1997 by allowing only 158 passing yards-per-game, the lowest pass defense average for Dallas since the 1979 team surrendered only 154 passing yards-per-game. Dallas also led the league in pass defense in Zimmer's first year with the team when they allowed just 172 yards-per-game in 1994. His 1996 group surrendered only 175 passing yards-per-game to finish second in the NFL in pass defense.

In 1997, the Cowboys held five opponents to less than 120 yards passing and 12 to 176 yards or less passing. These performances allowed Dallas to finish at or near the top of several NFL pass defense categories, including fewest completions allowed (253-first), net yards per pass play (4.94-third) and yards gained per completion (10.74-third). For the fourth consecutive year, Woodson earned a spot on the NFC Pro Bowl squad after finishing fifth on the team with 97 tackles. Sanders earned his sixth Pro Bowl honor by finishing tied for the team lead with two interceptions, one of which he returned 50 yards for a touchdown. Smith led the team with 13 passes defended while recording 46 tackles and two forced fumbles. Free safety Brock Marion led the team with 158 tackles.

In 1996, Smith returned from a ruptured achilles tendon to tie for the team lead with five interceptions and a team-high 18 passes defended. Woodson had another stellar year on the way to his third consecutive Pro Bowl, finishing second on the team with 118 tackles while picking off five passes to tie Smith for the team lead. Sanders intercepted two passes and knocked away another nine while recovering a team-high three fumbles on the way to his fifth Pro Bowl selection.

In 1995, Zimmer lost Smith for the season with a ruptured achilles tendon in the season opener and did not have Sanders' services until Week Nine. Despite this, the secondary sur-



rendered only 204.5 passing yards-per-game, and Dallas returned four interceptions for touchdowns, tying the club record (1985). Woodson earned his second Pro Bowl berth after leading the team with 144 tackles and recording two interceptions. Sanders finished the year with two interceptions and 10 passes defended in nine games.

As a defensive assistant in 1994, Zimmer worked with the Dallas nickel defense, which helped the secondary finish as the top ranked pass defense in the league (172.0 passing yards-per-game). Strong safety Woodson, who earned his first Pro Bowl trip, tied for the team lead with five interceptions to lead a defense that picked off 22 passes during the year.

Before joining the Dallas staff, Zimmer spent five seasons as the defensive coordinator/secondary coach at Washington State. Zimmer's first Cougar defense in 1989 established a school record with 24 interceptions and 48 sacks. In 1992, WSU allowed opponents to convert only 26.1 percent of their third downs. In 1993, Washington State finished eighth in the nation in total defense (298 yards-per-game) and second in rushing defense.

Prior to joining the Cougars' staff, Zimmer was an assistant at Weber State College from 1981-88. He was on the same staff with current Cowboys Defensive Coordinator Dave Campo during the 1981-82 seasons. Zimmer coached inside linebackers from 1981-84, while adding the duties of defensive coordinator in 1983. From 1985-88, he served as coordinator and oversaw the secondary.

Zimmer began his coaching career as a part-time assistant on defense at the University of Missouri in 1979, coaching, among others, All-Pro cornerbacks Eric Wright (San Francisco 49ers) and Johnnie Poe (New Orleans Saints).

Zimmer was a two-time all-conference quarterback at Lockport, IL, High School in 1972-73, playing for his father Bill, who played football at Bradley and later with the 49ers. Mike also earned all-conference honors in wrestling and baseball.

Zimmer went on to play quarterback at Illinois State University in 1974. After redshirting the 1975 season, he suffered a broken thumb in the spring of 1976 and was moved to linebacker. A neck injury, suffered during the 1976 season, led to surgery and the end of his playing career. He graduated with a Bachelor's degree in physical education in 1979.

Born in Peoria, IL, Mike and wife Vikki have three children, Adam, Marki and Corri.

Mike Zimmer - Born, June 5, 1956, Peoria, IL. Quarterback-Linebacker Illinois State 1974-76. College coach: Missouri 1979-80, Weber State 1981-88, Washington State 1989-93. Pro coach: joined Dallas in 1994.



Charlie Biggurs

Assistant Strength and Conditioning Coach



Charlie Biggurs is in his second year as assistant strength and conditioning coach after coming to Dallas in 1997. He assists strength coach Joe Juraszek with player workout programs.

Prior to coming to Dallas, Biggurs was an assistant under Juraszek at the University of Oklahoma (1994-96). Before joining the Sooners, he was an assistant strength coach at Texas Tech University (1993). Biggurs, who played at Tech (1988-92) while Juraszek was the strength coach, was a two-time All-Southwest Conference selection as an offensive tackle for the Red Raiders while earning a bachelor's degree in exercise sports science.

A Houston native, (6/13/69), Biggurs and wife Stephanie have a son, Christopher Isaiah.



Blake Cundiff

Assistant Strength and Conditioning Coach



Blake Cundiff is in his second year working in the Cowboys strength and conditioning department after coming to Dallas in 1997. He assists strength coach Joe Juraszek with player workout programs.


Prior to joining the Cowboys, Cundiff was the assistant strength and conditioning coach at the University of North Texas from 1994-97. While working at UNT he also served as the Director of Strength and Conditioning for the Athlete's Course "Summer Pride"

THE STAFF



program (1996-97), the Emmitt Smith Football Camp (1995-96), the Dallas Stars Summer Hockey Camp (1995) and the Denton Sports Medicine Clinics' Summer Athletic Conditioning Programs (1994-95). Cundiff spent the 1993-94 school year as an athletic trainer/sports medicine intern at North Texas before moving into the UNT strength and conditioning department. He owned a clothing manufacturing business (1982-92) before interning at North Texas.

A native of Dallas, TX (8/13/57), Cundiff resides in Lewisville, TX.



Robert Blackwell

Video Director



Robert Blackwell enters his tenth season as the team's video director after eight seasons as an assistant. In charge of taping and editing Cowboys' practices and games, Blackwell also edits opponents' tapes and handles the team's photographic needs.

Blackwell shot coaching game films for basketball and football at Southern Methodist University from 1979-84.

After earning his degree in communications from Stephen F. Austin, Blackwell produced a film on the efforts to save the red wolf from extinction for the U.S. Fish and Wildlife Service. The following year, he served as director of photography on a film about the North Atlantic Indian migrations for Gulf Oil and the State of Texas.

A native of Garland, TX (12/1/50), a Dallas suburb, Robert graduated from Garland H.S. He and wife Diana have two children, Nathaniel and Lora Ann.



Mike McCord

Equipment Manager



Mike McCord enters his 10th season with the Cowboys, his seventh in the equipment department and his fifth as the equipment manager.

McCord originally joined the Cowboys in 1989 as the assistant ticket manager, spending two years in that capacity before moving to the football operations department in 1991. Before coming to Dallas, McCord spent two-and-a-half years with the University of Texas athletic department, one-and-a-half years as a part-time student assistant before receiving his B.B.A. and then one year as a full-time intern.

A native of Clovis, NM (11/6/64), McCord graduated from Roosevelt High School in San Antonio, TX, and spent two years attending Southwest Texas State before transferring to the University of Texas. He and wife Jan live in Plano, TX, with their daughter, Megan.



Bucky Buchanan

Assistant Equipment Manager



William Andrew "Bucky" Buchanan enters his fourth year as the Cowboys' assistant equipment manager. Buchanan officially joined the Cowboys in 1994 after spending many weekends and summers in the equipment room helping his father, "Buck" Buchanan, the Cowboys equipment manager from 1973-93.

Before coming to the Cowboys, Buchanan spent one-and-a-half years with Willis Medical in Richardson, TX, and 10 years with the Skaggs Alpha Beta grocery store chain.

A native of Dallas, Buchanan (6/9/61) graduated from Plano High School. He and wife Amy have two children - Thomas II (12/11/86) and Brett (10/26/89).



Jim Maurer

Head Athletic Trainer



Jim Maurer is in his third year as the Cowboys head athletic trainer and his ninth season as a Cowboys trainer. Maurer took over responsibility of the training department in the spring of 1996 after serving as a Cowboys' assistant trainer for six years. He served as a graduate assistant with Dallas for two seasons prior to being hired full-time in 1990.

A Dallas native (3/8/65), Maurer received his BA degree in physical education in 1988 from Southern Methodist University, where he worked with the football and swim teams.

Maurer worked as a summer assistant with the Kansas City Chiefs in 1987, after spending the summer of 1986 with the Cowboys in the same capacity.

Maurer and wife Rosanne live in Flower Mound with their sons, Nicholas and Benjamin.



Britt Brown

Assistant Athletic Trainer



Britt Brown, in his third year as a Cowboys assistant athletic trainer, supervises the Cowboys medical rehabilitation program while also assisting with treatment programs. Prior to coming to Dallas, he spent four years with the Miami Dolphins as an assistant trainer.

Before joining the Dolphins, Brown was the head basketball trainer and assistant football trainer at Southern Methodist University from 1989-92, where he also coordinated travel for the Mustang basketball team. While earning his bachelor's degree in athletic training (1982-87) and his master's degree in exercise physiology (1988-89) from Texas Christian University, he worked with the Horned Frogs football and baseball teams as a student trainer. Brown worked as a part-time assistant trainer for the Cowboys in 1986 and '87 while attending TCU.

A native of Lampasas, TX (7/6/64), Brown and his wife Laura live in Flower Mound, TX with their son, Chase, and daughters, Sydney and Payton.



Bob Haas

Assistant Athletic Trainer



Bob Haas, in his third year as a Cowboys assistant athletic trainer, joined the Dallas staff full-time in 1996 after serving as the Cowboys graduate assistant trainer for two seasons. Haas assists with rehabilitation and treatment programs and is responsible for maintaining the team's medical records.

Haas received his Bachelor of Science degree from West Virginia University in 1992, where he worked with all of the Mountaineer athletic programs as a student trainer. He was voted Mr. Mountaineer, an honor given annually to the graduating student that best represents the university, by the WVU faculty. He served as a graduate assistant trainer for the UNLV football team from 1992-94 while earning his Master's degree in kinesiology.

A native of Renick, West Virginia (5/7/69), Haas and his wife Emily live in The Colony, TX.

PLAYER PERSONNEL



Larry Lacewell

Director of College and Pro Scouting



Larry Lacewell joined the Cowboys as Director of College Scouting in May of 1992 and has coordinated Dallas' NFL Draft efforts from 1993 to 1998. In the spring of 1994, he was charged with the responsibility of overseeing pro personnel. Lacewell now directs the Cowboys personnel evaluation for all college prospects, as well as the NFL's 29 other teams and NFL Europe.

In 1997, all nine of the Cowboys' draft selections made the club. The class was highlighted by Dexter Coakley, who started all 16 games at linebacker, earned All-Rookie recognition and was the NFL's Defensive Rookie of the Month for October. Tight end David LaFleur also had a strong showing, catching 18 passes for 122 yards. Defensive tackle Antonio Anderson started five games and registered two sacks, while safety Omar Stoutmire tied for the team lead with two interceptions and was seventh among NFL rookies with 76 tackles.

In 1996, seven of the nine players Dallas selected in the draft went on to earn a Cowboys roster spot. That class was highlighted by Randall Godfrey, who earned a starting linebacker's position by mid-November on a defensive unit that finished the year third in the NFL.

In 1995, Lacewell directed a Cowboys draft in which eight of the 10 players selected earned roster spots with the 1995 World Champions. From that group, tight end Eric Bjornson surfaced as a starter throughout most of 1996 and 1997.

In 1994, six of Dallas' seven draftees earned roster spots, and offensive tackle Larry Allen, who is one of the NFL's finest offensive linemen, earned a Pro Bowl selection in 1995.

In 1993, Dallas drafted nine players, with six of them earning a roster spot with the Super Bowl XXVIII Champions. Of that group, Darrin Smith was a rookie starter at linebacker, while Kevin Williams became a starting wide receiver and one of the NFL's better return men.

Lacewell joined the NFL ranks after a distinguished career in collegiate coaching and athletic administration. Most recently, Lacewell served as defensive coordinator at Tennessee (1990-91). The 1990 Vols captured the SEC Championship and defeated Virginia in the Sugar Bowl. In 1991, Tennessee finished second in the SEC and earned a Fiesta Bowl berth.

As the athletic director and head coach at Arkansas State (1978-89), Lacewell compiled a record of 69-48-4. He was named the Southland Conference's Coach of the Year on three occasions, while the Indians captured two conference titles under his direction.

Lacewell began his coaching career at Alabama in 1959. Following two seasons with the Crimston Tide, he moved on to Arkansas State (1961), Arkansas A&M (1962-63), Kilgore Junior College (1964-65), Oklahoma (1966), Wichita State (1967) and Iowa State (1968). Lacewell rejoined the Sooners' staff in 1969 as assistant head coach/defensive coordinator, and helped Oklahoma to six Big Eight titles and two national championships in nine years.

A native of Fordyce, AR, Lacewell (2/12/37) attended Fordyce High School and then played halfback at Arkansas A&M from 1955-59. In 1996, Lacewell was inducted into the Arkansas Sports Hall of Fame. He and his wife Criss have two sons, Bryant and Logan.



Walter Juliff

Assistant Director of College and Pro Scouting



Walter Juliff, entering his 14th season as a NFL scout, was promoted to Assistant Director of College and Pro Scouting in 1995 after eight years as a Dallas scout. Following the draft, Juliff oversees the Cowboys' rookie free agent signings. This effort has netted Richie Cunningham, Billy Davis, Toby Gowin, Kevin Mathis

and Hurvin McCormack in recent years.

Before becoming a full-time scout, Juliff spent two seasons as a graduate assistant at the University of Texas. He was an assistant with the Abilene Cooper H.S. football team (1980), the Houston-Kingwood H.S. baseball team (1981) and the Kerrville/Tivy track team (1982). While at Tivy, Juliff worked with punter John Teltschik, who earned All-Rookie honors in 1986.

Juliff began his coaching career as a graduate assistant at Angelo State, where he spent two seasons. In 1978, the Rams went undefeated and won the NAIA national championship, then lost in the national semifinals the next year. A native of San Angelo, TX (6/22/56), Walter starred in football and as a hurdler in track at Central High School.



Juliff, who lives in Austin, TX, earned his Bachelor's degree from San Angelo State and his M.B.A. from Texas. He and St. Louis Offensive Coordinator Jerry Rhome are cousins.



Tom Ciskowski



Scout


Tom Ciskowski enters his seventh season as a Cowboys scout, serving as an area scout the past six years. He served as a scout administered by the BLESTO Scouting Combine in 1991.

Before becoming a scout, Ciskowski spent 15 years in the coaching ranks, the first two as an assistant at Pawhuska, OK, High School. In 1979, he became the defensive backfield coach at East Central University in Ada, OK., where he earned his Master's degree in athletic administration. The following year he moved to Arizona State, working with the defensive line as a graduate assistant (1980-81).

In 1982, Ciskowski joined the Oklahoma State staff as an assistant to former Dallas offensive line coach Tony Wise before becoming the offensive line coach at Wichita State (1984). Ciskowski joined the University of Miami (1985) as a volunteer assistant, working with former Dallas defensive coordinator Butch Davis and the defensive line.

Ciskowski worked with the offensive lines at New Mexico State (1986-87) and UNLV (1988-89). Before coming to Dallas, he coached the defensive line at College of the Sequoias in Visalia, CA (1990-91). Thirteen of the team's players went on to play Division I football in 1992.

A native of Medford, OK, Ciskowski attended Medford H.S., then played linebacker and earned his Bachelor's degree at Cameron University. He and wife Jan live in Coppell.



Jim Garrett



Scout

Jim Garrett, who has spent 33 of the past 34 seasons as a coach or scout in the NFL, re-joined the Cowboys in 1987.


He previously scouted for the Cowboys in 1968-69 and 1974-75. Prior to his first stint in Dallas, Garrett served two seasons as a scout for the BLESTO Scouting Combine. He coached with the N.Y. Giants (1969-73) before returning to Dallas. Garrett was also an assistant with New Orleans (1976-77) and Cleveland (1978-84). After a season as the head coach at Columbia, he scouted for Buffalo in 1986.

An all-conference fullback at Utah State, Garrett played for Philadelphia (1954), the British Columbia Lions (1955), the N.Y. Giants (1956) and the Ottawa RoughRiders (1957).

He began his coaching career at the Coast Guard Academy in 1958. After one season at Lehigh, Garrett became head coach and athletic director at Susquehanna University, where he compiled a 40-3-1 record and was later inducted into the school's Hall of Fame.

A native of Rutherford, NJ, Garrett (6/19/30) attended Rutherford High School, where he was a member of the first induction group of the school's Hall of Fame in April, 1996. He went to spring training with the Pittsburgh Pirates following his rookie year in the NFL.

He and wife Jane have eight children - Jim, Jane, Jennifer, Janine, Jill, John, Jason and Judd - and 21 grandchildren. John, a receiver who went to camp with Dallas in 1988, is the wide receivers coach with the Bengals. Jason is the Cowboys back-up quarterback. Judd, a running back who was on the Cowboys' practice squad in 1993, is the tight ends/offensive quality control assistant with the Saints.



Jim Hess



Scout

Jim Hess joined the Cowboys as an area scout in 1997 after 37 years in the coaching ranks. He spent 22 of the 23 years between 1974-96 as a college head coach at Angelo State (1974-81), Stephen F. Austin (1982-88) and New Mexico State (1990-96). In 1989, he served as athletic director for S.F.A.

Hess led New Mexico State to its first winning season in 14

PLAYER PERSONNEL



years with a 6-5 mark in 1992 and was named the Big West Coach of the Year. He posted a 47-30-2 record at Stephen F. Austin, including five winning seasons and the school's first-ever conference title (1985). At Angelo State, Hess led the Rams to six Top 20 rankings and the 1978 I-AA national title with a 14-0 record. He posted a 65-23-3 mark during his time there and remains one of just a handful of men to win more than 100 games at the I-AA level.

A native of Farmersville, TX, Hess is a 1959 graduate of Southeastern Oklahoma, and he earned his master's degree from North Texas State in 1966. He began his coaching career at Farmersville H.S. (1959). He then coached at McKinney, TX (1961-62), Rockwall, TX (1963-64) - where his team captured the 1963 Class AA state championship - and Kilgore, TX (1965-66) high schools. In 1967, he became an assistant coach at Rice University (1967-70) before becoming the head coach at Sterling H.S. (1971) in Baytown, TX. In 1972, he joined Angelo State as an assistant coach.

Hess has been a guest coach in the CFL and is the director/organizer/owner of the Angelo Football Clinic in San Angelo, TX. The annual summer clinic has grown to over 1,800 visiting high school and college coaches from around the country.

Hess and his wife Carol have two daughters and seven grandchildren.



Bobby Marks

Scout



Bobby Marks, a 15-year veteran of NFL scouting, begins his sixth season in Dallas as a scout administered by the BLESTO Scouting Combine.

Before coming to Dallas, Marks was a scout with the Denver Broncos from 1983-92. During that time, the Broncos posted seven winning seasons and three Super Bowl appearances.

An All-Southwest Conference selection at tight end under Paul "Bear" Bryant at Texas A&M, Marks helped the Aggies to the 1956 SWC Championship. He entered the coaching ranks as an assistant at Nederland, TX, H.S. (1959-60). He then moved to Jones H.S. in Houston, TX. (1961-64) before becoming head coach at Sam Houston H.S. in Houston (1965).

In 1968, Marks moved into the college coaching ranks, becoming the linebackers coach under Gene Stallings at his alma mater, Texas A&M. The following season, Marks moved to receivers coach. In 1972, Marks was reunited with Coach Bryant as the receivers coach at the University of Alabama, a position he would hold until joining the Broncos in 1983.

A native of New Orleans, LA, (6/21/36), Bobby attended Warren Easton H.S. He and wife Ann have five children - Bobby, Jr., Keith, Jared, Beth and Katie - and three grandchildren.



Walt Yowarsky

Scout



Walt Yowarsky joined Dallas in 1977, bringing with him 25 seasons in the NFL as a player, assistant coach and scout. He came to Dallas after three years with the QUADRA Scouting Combine.

Drafted by Washington as an offensive and defensive lineman in the second round in 1951, Yowarsky played until midway through the 1952 season when he entered the Air Force. After

returning in 1954, he was traded from Washington to Detroit. A year later, he was traded from Detroit to the N.Y. Giants.

While he was with the Giants, they played in two NFL Championship Games, including a 47-7 win over Chicago for the title in 1956. Following four seasons in New York, he finished his playing career in San Francisco in 1959.

Yowarsky returned to the Giants as a scout and assistant coach in 1959. After two seasons, he joined the first coaching staff of the new franchise in Minnesota, where he coached for six seasons. He then moved on as an assistant coach at New Orleans (1967-68), Atlanta (1969-70), Houston (1971) and San Diego (1972-73).

In the 1951 Sugar Bowl, Yowarsky earned Most Valuable Player honors as he led Kentucky to a 13-7 win over Oklahoma, ending the Sooners' 33-game winning streak. He played three seasons for the Wildcats under Paul "Bear" Bryant.

A native of Cleveland (5/10/28), Yowarsky was offered a contract to play baseball by Cincinnati after high school. He and wife Bobbie have three children - Michael, Lisa and Van. Michael is a scout with the Tampa Bay Buccaneers.



**The
Players**



Troy Aikman

Quarterback

6'4" ★ 219 ★ 11/21/66

UCLA

D-1 for '89

NFL: 10th Year ★ Cowboys: 10th Year



GAMES/STARTS (regular season, playoffs): 1989 (11/11); 1990 (15/15); 1991 (12/12, 1/0); 1992 (16/16, 3/3); 1993 (14/14, 3/3); 1994 (14/14, 2/2); 1995 (16/16, 3/3); 1996 (15/15, 2/2), 1997 (16/16). Total 129/129, 14/13.

PRO: In nine NFL seasons, Troy Aikman has developed into one of the game's great quarterbacks. As one of only three players in NFL history to lead a team to three Super Bowl victories, Aikman has rewritten virtually every passing record in Cowboys' history. Aikman already holds or is tied for 42 Dallas passing records, including the club's career records for attempts (3,696), completions (2,292), passing yards (26,016) and completion percentage (62.0% - third best in NFL history). He is also 10th in NFL history with a quarterback rating of 82.32. Along the way to these marks, Aikman has guided Dallas from the National Football League cellar of 1-15 in 1989 to five consecutive NFC East titles (1992-96), four consecutive NFC Championship Games (1992-95) and three Super Bowl titles (XXVII, XXVIII and XXX). He has become one of the games most accurate passers, completing at least 60 percent of his passes in 85 of the last 116 games (since the start of the 1991 season). He has completed 70 percent or more of his passes 38 times in his career, with Dallas posting a 35-3 record in those games, and he has produced the top six single-season completion percentages in club history. Along with that passing accuracy comes the fact that Aikman has also lowered his club-record career interception rate to 2.98 percent. Despite beginning his career 1-14, Aikman's record as a starter now stands at 87-55 (.613), including an impeccable 11-2 mark in the postseason - 3-0 in the Super Bowl. Aikman has also become one of the league's more durable quarterbacks, having not missed a start due to injury since Dec. 4, 1994, a span of 58 games.

1997: Aikman continued his assault on the Cowboys' record book in 1997, and the first mark to fall was career starts by a quarterback. Staubach's club record of 114 was broken when Aikman logged his 115th career start in the Cowboys game at Arizona (9/7). Aikman finished the season with 129 career starts for Dallas. For the year, Aikman led the Cowboys in passing for a club-record ninth season, breaking the mark of eight held by Staubach. Aikman's 78.0 rating was good for eighth in the NFC, and he also tied for fifth in the NFC - 10th in the NFL - with 19 touchdown passes, the second highest single-season total of his career. In posting those numbers, Aikman attempted a career-high 518 pass attempts, the second highest figure in club history. For the third consecutive season and the fifth time in his career, Aikman topped the 3,000 yard passing mark, throwing for 3,283 yards - which ranked him third in the NFC and eighth in the NFL. Aikman was fourth in the NFC, 12th in the NFL, in the lowest interception rate in the league at 2.3%, throwing just 12 interceptions in 518 attempts. Aikman opened the season at Pittsburgh (8/31) by earning NFC Offensive Player of the Week honors (it was the eighth time in his career he had been honored) for completing 19-of-30 passes (63.3%) for 295 yards and a career-high tying four touchdowns. It was the third time in his career he had thrown four touchdown passes, and he improved his record in season openers to 6-3. The following week at Arizona (9/7), he broke Staubach's record for starts by a Dallas quarterback and went on to complete 21-of-40 attempts for 171 yards. In a last second come-from-behind-win over Philadelphia (9/15), Aikman capped off a 62-yard, seven play drive by throwing a 14-yard scoring pass to Anthony Miller with 0:51 remaining to give Dallas a 21-20 win. After Dallas fell behind 17-3 in the second quarter, he guided the club to points on five of the final six possessions, including 12 fourth quarter points, and was 13-of-20 for 163 yards and a touchdown in the second half. He finished the game 17-of-36 for 205 yards and one touchdown. Coming off the bye weekend, Aikman threw two touchdown passes against Chicago (9/28), but he also had his string of 124 consecutive pass attempts without an interception snapped when he was picked off in the second quarter. The next week he set Dallas single-game records for attempts and completions when he was 34-of-52 for 317 yards (his ninth career 300-yard passing day) at the N.Y. Giants (10/5). He broke the mark of 49 attempts held by four others and the mark of 33 completions held by himself and Gary Hogeboom. In the fourth quarter, Aikman guided Dallas to a touchdown and two-point conversion with 1:54 remaining to pull the team to within three at 20-17, and he then directed a final 47-yard drive to the Giants' 17-yard line as time expired. For the fourth consecutive week he had a touchdown pass when he was 17-of-31 for 193 yards and a score at Washington (10/13). Aikman completed a season-long 64-yard touchdown pass to Herschel Walker with 6:32 remaining to give Dallas a 26-22 win over Jacksonville (10/19). For the game, he completed 21-of-32 (65.6%) passes for 262 yards and two touchdowns. Aikman suffered his fifth concussion as a NFL player on the second series of the game at Philadelphia (10/26) and did not return. He bounced back from his concussion the next week to complete 22-of-36 passes (61.1%) for 218 yards, one touchdown and two interceptions



at San Francisco (11/2). He completed a season-high 68.2% of his passes (15-of-22) for 216 yards, one touchdown and one interception against Arizona (11/9). In the final 5:48 of the game against Washington (11/16), Aikman engineered drives for the game tying touchdown and two-point conversion and then the game-winning field goal in grabbing his 14th career come-from-behind victory with a 17-14 win. First he guided Dallas 97 yards for a touchdown with 1:55 remaining, finishing the drive off with a six-yard scoring toss to Michael Irvin. He then hit Emmitt Smith for the two-point conversion, tying the game at 14-14. After a Washington punt, he drove Dallas 28 yards in the final 1:29 to set up Richie Cunningham's 42-yard game-winning field goal. He was six-of-nine for 87 yards on the TD drive and then three-of-five for 23 yards on the field goal drive. For the day, he was 25-of-45 for 217 yards and one touchdown. It was the second highest attempt total without an interception in team history. With 130 yards passing at Green Bay (11/23), he moved past the 25,000 yard milestone for career passing yards. Despite suffering from back spasms in pregame warm-ups, Aikman threw for a season-high 356 yards against Tennessee (11/27) on 27-of-42 passing. It was the 10th 300-yard passing day of his career, tying Danny White's club record, and the third highest single-game yardage total of his career. Aikman broke his two-month-old club record of 52 pass attempts in a game when he attempted 53 at Cincinnati (12/14). He was 28-of-53 for 285 yards with two touchdowns and two interceptions against the Bengals. He also topped the 3,000-yard mark for the season in the game. For his career, Aikman has now led the Cowboys from behind 14 times in the fourth quarter, including six times in the final two minutes. Another five times, he led the team to wins after the score was tied in the fourth quarter. In those 19 wins, Aikman is 123-of-181 (68.0%) for 1,570 yards (8.67 per attempt), eight touchdowns, two interceptions and a 105.0 rating in the fourth quarter and overtime.

1996: Although the Dallas offense struggled at times during the 1996 season, Aikman was still one of the league's top quarterbacks, finishing fifth in the NFC, 12th in the NFL, with a quarterback rating of 80.1. Along the way, he recorded the then second highest attempt (465) and completion (296) totals of his career and the second best in club history while finishing second in the NFL in completion percentage at 63.7%. He earned his sixth consecutive Pro Bowl selection, tying Staubach for the most appearances by a Dallas quarterback, and threw for over 3,000 yards for the fourth time in his career. Aikman reached two milestones against the N.Y. Giants (9/8) when he was 19-of-27 (70.4%) for 228 yards and three touchdowns, pushing his career yardage total over 20,000. The three scores pushed his career passing touchdown total to 101. It was the first time he had thrown three touchdowns in a regular season game since Dec. 21, 1992 at Atlanta. At Buffalo (9/22), he established a new club record with his 1,762nd career completion, breaking the mark of 1,761 set by Danny White. In the game, he was 16-of-33 for 164 yards and three interceptions. It was his first multiple interception game in 23 starts. The next week at Philadelphia (9/30), Aikman completed a 39-yard toss to Deion Sanders during a season-long 96-yard touchdown drive. He finished 13-of-22 for 149 yards and a touchdown. Twice against Atlanta (10/20), Aikman led Dallas back from second half deficits, including a 60-yard touchdown toss to Kelvin Martin to give Dallas a 32-28 win with 1:42 remaining. On the day, he completed 70.8 percent of his passes (17-of-24) for 265 yards and two scores. In one of his finest days as a pro, Aikman earned NFC offensive player of the week honors at Miami (10/27) when he completed 33 passes in 41 attempts (80.5%) for 363 yards and three touchdowns, all season highs. The 33 completions tied Gary Hogeboom for the second most completions in a game by a Dallas quarterback, and his 80.5 percent completion rate was the third highest single-game total of his career. With 363 passing yards, he posted the second best yardage day of his career (379 at Arizona, 11/12/89) and the seventh best day in Cowboys history. In the game, he also passed Staubach's career pass attempts record of 2,958, and he threw three touchdown passes for the second time in 1997 - his best showing since recording a career-high three such games in 1992. In a heartbreaking loss to Philadelphia (11/3), Aikman was 21-of-33 (63.6%) for 179 yards, and with Dallas trailing 24-21, he led a final drive to the Eagles two-yard line in the final minute before throwing an interception that was returned 104 yards for a score. The next week brought another comeback when Aikman guided Dallas back from a 17-7 fourth quarter deficit at San Francisco (11/11) with a six-yard touchdown toss to Eric Bjornson with 2:45 remaining in regulation to tie the score at 17-17. He was five-of-five for 50 yards in guiding Dallas to a 29-yard game-winning field goal on the opening possession of overtime. He finished the day 24-of-39 (61.5%) for 230 yards and ran for a score on a three-yard draw, his first rushing touchdown since Sept. 10, 1995 against Denver. In Dallas' 21-6 win over Green Bay (11/18) the following Monday night, Aikman completed 24-of-39 passes (68.6%) for 206 yards. In a loss at the New York Giants (11/24), he completed 28-of-39 passes (71.8%) for 280 yards. It was the Cowboys first loss when Aikman completed over 70.0% of his passes since Sept. 30, 1990, also at the Giants, a string of 35 games. In a Thanksgiving Day win over Washington (11/28), he was nine-of-19 for 63 yards, his lowest yardage total in a game since Oct. 14, 1990 at Arizona when he had 61. Aikman completed two 50-yard passes to Michael Irvin at Arizona (12/8), including a 50-yard touchdown toss in the third quarter. With his 169 yards passing the next week against New England (12/15), Aikman reached two milestones, topping Staubach's club record of 22,700 career-passing yards and tying White's club record with the fourth 3,000-yard passing season of his career. He suited up the next week at Washington (12/22) but did not play. In the postseason opener against Minnesota (12/28), he recorded his first career postseason rushing touchdown on a two-yard run. The NFL career postseason record holder for completion percentage (66.5), Aikman has the second highest postseason quarterback rating in NFL history at 96.0, trailing Bart Starr's 104.8 mark. He also has the five highest single-game playoff completion percentages in club history and the club-record for postseason career



300-yard passing days with four, two shy of the NFL record of six held by Joe Montana. Aikman missed the Pro Bowl following the season due to loose bodies in his left elbow.

1995: The 1995 season was one of Aikman's best as a pro as he finished third in the NFL, second in the NFC, in quarterback rating with a 93.6 mark. Along the way, he recorded the second best yardage (3,304) total of his career and the lowest interception (7) total. He earned his fifth consecutive Pro Bowl selection on the strength of his consistency, finishing second in the NFL in completion percentage (64.8%), third in average yards-per-attempt (7.65) and interception percentage (1.62). Aikman opened the season by leading Dallas to eight wins in the first nine games, including a season opening 35-0 win at the N.Y. Giants (9/4), where he led Dallas to touchdowns on five-of-eight drives. He completed 15-of-20 passes (75.0%) for 228 yards and a touchdown in running his opening day record to 5-2. The next week, he threw two touchdown passes and ran for another in a 31-21 win over Denver (9/10). Aikman provided the fourth quarter spark Dallas needed at Minnesota (9/17) when he guided Dallas to a final period touchdown and two-point conversion, putting the Cowboys up 17-10. He then drove the team 73 yards to a game-winning touchdown in overtime, finishing the day 24-of-38 (63.2%) for 246 yards and a touchdown – including nine-of-11 for 107 yards in the fourth quarter and overtime. Michael Irvin's 50-yard reception against Arizona (9/24) was Aikman's longest pass completion of the season as he threw for 192 first half yards. Aikman suffered many bumps and bruises during the 1995 season, but started every game of the season for only the second time in his career. The first of his bumps came at Washington (10/1) when he strained his right calf dropping back to pass on the game's first drive. He returned to the line-up the following week against Green Bay (10/8) and had one of his best days of the season, completing 24-of-31 passes (77.4%) for 316 yards and two touchdowns. Still on a hot streak, Aikman came back at San Diego (10/15) and hit on 21-of-30 passes (70.0%) for 222 yards and broke Don Meredith's club-record of 156 consecutive pass attempts without an interception. Aikman's streak was snapped at 184 when he threw a fourth quarter interception in Dallas' 28-13 win at Atlanta (10/29). For the day, he was 19-of-25 (76.0%) for 198 yards and two touchdowns. In a Monday night game against Philadelphia (11/6), Aikman posted his fourth consecutive game with a completion percentage over 70 percent, a club-record, when he connected on 17-of-24 passes (70.8%) for 202 yards and a touchdown. Aikman suffered a bruised left knee against San Francisco (11/12) on the game's first play. He tried to return but was unable. He bounced back from injury to have one of his best games of the year, completing a season-high 79.2 percent of his passes (19-of-24) for 227 yards and a score at Oakland (11/19). Along the way, he connected on 13 straight passes to tie his career best and the second longest streak in club history. After leading Dallas on three touchdown drives of 70-or-more yards against Kansas City (11/23) while completing 21-of-29 passes (72.4%), Aikman attempted a career-high 47 passes, completing a season-high 29 for 285 yards and a touchdown against Washington (12/3). On a windy, 19-degree day at Philadelphia (12/10), Aikman recorded his worst day as a passer in over five years when he was 11-of-28 (39.3%) for 110 yards. The next week in the rain against the N.Y. Giants (12/17), he guided Dallas to a game-winning field goal in the final two minutes of the fourth quarter. In the regular-season finale at Arizona (12/25), Aikman posted the third-best regular season yardage day of his career with 350 yards on 21-of-32 passing (65.6%), including two touchdowns – his fifth multiple touchdown game of the season. That game vaulted him past the 3,000-yard mark for the season – his third career 3,000-yard season. He opened postseason play by completing 70.8% of his passes (17-of-24) for 253 yards and a touchdown in a divisional playoff win over Philadelphia (1/7/96). Against Green Bay (1/14/96) in his fourth consecutive NFC Championship Game, Aikman moved past Staubach (2,820 yards) to become the club's all-time leader in postseason passing yards. He finished the day 21-of-33 for 255 yards and two touchdowns in guiding Dallas to its third Super Bowl in four years. In Super Bowl XXX, Aikman became just the third player to quarterback a team to three titles when he completed 10 consecutive passes in the first half and finished the day 15-of-23 (65.2%) for 209 yards and a touchdown against Pittsburgh (1/28/96) in a 27-17 win. It was the fifth consecutive postseason game he had thrown a touchdown pass, setting a club record. Aikman missed the Pro Bowl to have surgery to remove loose bodies from his right elbow on Feb. 6.

1994: Amid changes at head coach and offensive coordinator, Aikman proved to be the same in 1994, earning selection to the Pro Bowl for the fourth consecutive season, finishing second in the NFL in both completion percentage (64.5%) and average yards-per-attempt (7.41) and posting a quarterback rating of 84.9 – good for fifth in the league. Aikman opened the year at Pittsburgh (9/4) by completing 21-of-32 passes for 245 yards and a touchdown in the Cowboys 26-9 victory, guiding Dallas to its first win in Pittsburgh since 1969. Two weeks later in a Monday night overtime loss to Detroit (9/19), Aikman completed a season-high 26 passes on 39 attempts, including his 2,000th career attempt. Against former Dallas offensive coordinator Norv Turner and the Washington Redskins (10/2), he was 20-of-28 (71.4%) for 181 yards and a touchdown in the 34-7 win, which included a club-record tying 24 second quarter points. Aikman continued his hot streak the following week against Arizona (10/9) when he was 16-of-22 (72.7%) for 231 yards (10.5 yards-per-attempt) and two touchdowns, earning NFC Offensive Player of the Week honors. When Aikman completed two touchdown passes against Philadelphia (10/16), it marked the 13th consecutive game he had completed a touchdown pass, breaking the club record of 12 set by Meredith (1965-66) and Staubach (1977-78). Aikman narrowly extended his mark to 14 games at Arizona (10/23), tossing a 15-yard scoring pass after suffering a concussion during the game's opening drive. After a hit by Wilber Marshall, Aikman stayed in the game and threw the scoring pass before coming out of the game for good. He returned to action at Cincinnati (10/30) and



recorded his third two-touchdown pass game of the year while throwing for 272 yards. He also led Dallas to a fourth quarter field goal with 5:00 remaining to win the game 23-20. Aikman opened November by completing a season high 79.2 percent of his passes (19-of-24) against the N.Y. Giants (11/7). He also ran for a score, his first rushing touchdown since Oct. 25, 1992 at the L.A. Raiders. When Dallas traveled to San Francisco (11/13), Aikman recorded season-highs with 42 pass attempts and 339 yards passing, including a career-long 90-yard pass to Alvin Harper. Aikman kept Dallas in the game up to the final possession in a 21-14 loss, but along the way, his club record streak with a touchdown pass was snapped at 16 games. Dallas bounced back the next week against Washington (11/20) when Aikman completed 8-of-13 passes for 87 yards before suffering a sprained medial collateral ligament in his left knee in the second quarter when tackled by Ken Harvey. When he sat out against Green Bay (11/24) and Philadelphia (12/4), it marked his first missed starts in 20 games, dating back to Nov. 21, 1993. He returned to the line-up against Cleveland (12/10) and, after guiding Dallas to a fourth quarter touchdown, had the Cowboys on the Browns' one-yard line when time ran out in the 19-14 loss. After completing 75.0 percent of his passes (21-of-28) at New Orleans in a Monday night victory (12/19), Aikman saw limited first half action in the cold and rain against the Giants (12/24) in the season finale. Following the regular season, Aikman posted the two most impressive passing days in Cowboys playoff history. In the Divisional Playoff Game against Green Bay (1/8/95), Aikman connected with Harper for a NFL postseason record 94-yard touchdown toss. It was the longest play from scrimmage in NFL postseason history. He also set Dallas records for passing yards (337) and completion percentage (76.7% on 23-of-30 passing) in a playoff game as the Cowboys posted a 35-9 win. The following week at San Francisco (1/15/95) in the NFC Championship Game, he broke his mark by throwing for 380 yards, and his 53 attempts tied a club playoff record. Both his attempts and yards were career highs (regular-season or postseason), and he also established NFC Championship Game records for attempts, completions and passing yards.

1993: In leading Dallas to its second consecutive Super Bowl title in 1993, Aikman posted one of the finest seasons ever by a NFL quarterback. His 99.0 quarterback rating was the second highest in team history and placed him second in the NFL, the highest finish by a Dallas quarterback since Roger Staubach led the league in 1979 with a club-record 104.8 rating. The top vote getter among all players for the Pro Bowl, Aikman earned a spot on his third consecutive Pro Bowl team following the season, his first as the starting quarterback. Other 1993 awards included All-Pro honors from *Sports Illustrated* and *The Sporting News*, *Football News* All-NFC and NFL Alumni Quarterback of the Year. The NFL's most accurate passer, Aikman led the league with a 69.1% completion rate. Aikman also avoided mistakes when throwing the football, leading the NFC and finishing second in the NFL in interception ratio at 1.53%, a club record. After missing most of the preseason following June 19 back surgery on a herniated disk, Aikman opened the regular season at Washington (9/6) by completing an 80-yard touchdown toss to Harper. The following week, Aikman attempted a season-high 45 pass attempts against Buffalo (9/12). At Phoenix (9/19), he completed 21-of-27 passes (77.8%) for 281 yards, beginning a streak of three straight weeks when his completion percentage topped the 70 percent mark. The following week he earned NFC Offensive Player of the Week honors when he completed 18-of-23 passes (78.3%) for 317 yards against Green Bay (10/3). He also posted a career-high 13.8 yards-per-attempt. At Indianapolis (10/10), he completed the three-game streak with a 21-of-28 day passing (75.0%). In the rain and wind at Philadelphia (10/31), Aikman had a string of 35 straight games with a completion percentage above 50.0% snapped when he was nine-of-19. For his play in guiding Dallas to four consecutive wins in October, Aikman was named NFC Offensive Player of the Month. Aikman completed his first ten passes against the N.Y. Giants (11/7) and 11-of-13 for 162 yards and two touchdowns before suffering a strained left hamstring early in the third quarter, forcing him to miss the remainder of that game and the games that followed against Phoenix (11/14) and Atlanta (11/21). Despite missing two and a half games due to injuries, he still threw for 3,100 yards to finish fourth in the NFC and posted his second consecutive 3,000 yard passing season, the first back-to-back 3,000-yard seasons by a Dallas quarterback since White accomplished the feat in 1980-81. He returned to action on Thanksgiving Day against the Dolphins (11/25) and threw his first interception since the Buffalo game (9/12), ending a string of 151 attempts without an interception, the third longest streak in club history. Aikman was 21-of-27 (77.8%) for 252 yards and two touchdowns against the N.Y. Jets (12/18). He then closed out the year with back-to-back season-high 80.0% completion days against Washington (12/26) (16-of-20) and at the N.Y. Giants (1/2/94) (24-of-30) - where he led Dallas to a 16-13 overtime win and the NFC East title. Over the final three games of the season, Aikman posted three straight games with a completion percentage over 70.0%, and including the playoffs, he extended the streak to six games. In completing 28-of-37 passes (75.7%) for 302 yards and three touchdowns against Green Bay (1/16/94) in a Divisional Playoff Game, Aikman had a club record streak of 111 postseason pass attempts without an interception snapped. In the NFC Championship Game against San Francisco (1/23/94), Aikman led Dallas to a 28-7 lead before suffering a concussion early in the third quarter that ended his day. He returned to action against Buffalo (1/30/94) and helped lead Dallas to the Super Bowl XXVIII title by completing 19-of-27 passes (70.4%) for 207 yards.

1992: Aikman led the team to victories in eight of the first nine games of 1992. After knocking off the defending Super Bowl champion Redskins (9/7) in the Monday night season opener, he threw three touchdown passes against Phoenix (9/20), including a season-long 87-yard touchdown toss to Irvin. Later in the year at Phoenix (11/22), Aikman completed a season-high 25 passes and threw for two touchdowns, beginning a string of five straight games in which he threw at



least two touchdown passes – the longest such streak by a Dallas player since White had six straight multi-touchdown games in 1983. Down 27-24 late at Denver (12/6), Aikman completed 7-of-8 passes for 78 yards on a last minute touchdown drive to give Dallas a 31-27 come-from-behind win. The following week at Washington (12/13), he reached 10,000 passing yards in his 52nd career game, faster than any quarterback in team history. Aikman finished the season with 3,445 yards passing, his first 3,000-yard season and the third best yardage season in team history, to rank second in the NFC and fourth in the NFL in yards passing. His 302 completions were the second most in a season in team history and tied him for the NFC lead, second in the NFL. One of his finest passing performances of the year came at Atlanta (12/21) when he completed 13 straight passes, the second most in club history, on his way to a single-game career-high 85.7 percent (18-of-21) completion rate, the second best in team history. In leading Dallas to a club record 13 regular season wins, Aikman's 89.5 quarterback rating placed him third in the NFL and earned him his second consecutive Pro Bowl appearance. In the postseason, Aikman took his game to yet another level, completing 61-of-89 passes (68.5%) for 795 yards, eight touchdowns and no interceptions for a rating of 126.4. He had 322 passing yards in the Cowboys' 30-20 win over San Francisco (1/17/93) in the NFC Championship Game, and he completed 70.6% (24-of-34) of his passes to establish a club playoff record. He broke that record by completing 73.3% (22-of-30) of his passes against Buffalo (1/31/93), earning MVP honors in Super Bowl XXVII. With his MVP award, Aikman joined Jim Plunkett and Terry Bradshaw as the only other quarterbacks drafted first overall to win the Super Bowl MVP award.

1991: The 1991 season was a preview of what was ahead for Dallas as evidenced in the Cowboys' win over the defending Super Bowl Champion New York Giants (9/29). Aikman earned NFC Offensive Player of the Week honors after completing 5-of-6 passes for 84 yards, including a 23-yard scoring toss to Irvin, on the game-winning drive late in the fourth quarter. Against Green Bay (10/6), he recorded a season-high 31 completions, including 12 straight at the end of the game. Despite missing the final four regular season games after spraining the lateral collateral ligament in his right knee in the third quarter of the Cowboys' victory at Washington (11/24), Aikman completed 65.3% of his passes to lead the NFC and earned his first trip to the Pro Bowl. At Detroit (10/27), he threw for a season-high 331 yards.

1990: In 1990, Aikman's value to Dallas was evident in the team's seven wins. In only one of those victories were the Cowboys ahead entering the fourth quarter. In the other six, Aikman completed 32-of-45 passes (71.1%) for 456 yards, two touchdowns and no interceptions in the final period to put Dallas on top. In the season-opening victory over San Diego (9/9), Aikman capped a 53-yard drive with his first NFL rushing touchdown, a one-yard sneak, to win the game with 1:58 remaining. In Tampa (10/21), he led Dallas on an 80-yard scoring drive – throwing for 60 and scrambling for 20 – that culminated in the game-winning 28-yard touchdown pass to Irvin with 1:56 left. Against the Rams (11/18), Aikman led the team 89 yards to set up the winning field goal in the fourth quarter. Four days later against the Redskins (11/22), he led the Cowboys to scores from 67 and 78 yards in the final period of a 27-17 Dallas win. Aikman completed 11 straight passes in the second half while engineering fourth quarter scoring drives of 80 and 50 yards to beat the Saints (12/2). Early in the Philadelphia game (12/23), Aikman separated his right shoulder forcing him to miss the season finale. When Aikman had surgery to repair the shoulder, he also had loose bodies removed from his right elbow.

1989: In 1989, Aikman showed tremendous poise for a rookie. After missing five games due to a broken left index finger suffered against the N.Y. Giants (10/1), Aikman threw for a NFL rookie record 379 yards at Phoenix (11/12). In that game against the Cardinals, he was knocked unconscious after rifling a 75-yard scoring strike to put Dallas up 20-17 with 1:43 remaining. Against the Rams (12/3), Aikman became the first Cowboys player since White in 1987 to throw four touchdown passes. The first rookie quarterback to start a season opener for Dallas since Roger Staubach in 1969, Aikman was named to most All-Rookie teams.

COLLEGE: In two seasons at UCLA, Aikman completed 64.8 percent of his passes for 5,298 yards and 41 touchdowns while throwing only 17 interceptions. He finished his career as the third rated passer in NCAA history. The All-America led the Bruins to a 20-4 record, including wins in the 1987 Aloha Bowl and the 1989 Cotton Bowl. He transferred to UCLA after two seasons at Oklahoma in 1984-85.

PERSONAL: Troy Kenneth Aikman grew up in Cerritos, CA, and earned all state honors at Henryetta, OK, High School after his parents (Kenneth and Charlyn) moved the family when Troy was 12. In 1991, he pledged to match any funds raised to build a health and fitness center for the town of Henryetta (pop. 6,000), where a street is named after him. Named Henryettan of the Year for 1992, Aikman also sponsors a scholarship at Henryetta H.S. for students who want to attend college but can't afford it. He also set up a permanently endowed scholarship at UCLA, where he majored in sociology. He has been selected to the Oklahoma High School Football All-Time Team and had his high school jersey retired. From 1991-96, Aikman was one of five finalists for the NFL Man of the Year, which honors players for their contributions to the community. After six seasons as a finalist, the NFL recognized him in 1997 with the league's highest award for community involvement. In 1992, he established the Troy Aikman Foundation, which benefits disadvantaged children in the Dallas-Fort Worth area. The profits from a children's book he authored entitled *Things Change*, which was released in March of 1995 and was the nation's best-selling sports book for children, also go to his foundation. In the spring of 1995, the foundation made a donation to Children's Medical Center of Dallas for funding of "Aikman's End Zone," a 7,000 square foot high-tech interactive playroom for children staying at the hospital. In the spring of 1997, an



"Aikman's End Zone" was opened at Cook Children's Medical Center in Fort Worth, and in 1998 he opened two in Oklahoma City – one at Children's Hospital of Oklahoma and the other at St. Anthony's Hospital. Featured in the End Zones is Starbright World – a computer network that links seriously ill children across the country into an interactive playspace designed especially for them. Starbright World is spearheaded by producer/director Steven Spielberg and General H. Norman Schwarzkopf. The group's goal is to improve the development of entertainment-oriented therapeutic resources for seriously ill children and their families. In 1997, he served as Honorary Co-Chairman with Roger Staubach for the annual Children's Cancer Fund Fashion Show that raised over \$250,000 for pediatric oncology research. In addition to his personal foundation activities, Aikman has served on the board of the Irving, TX, Youth and Family Counseling Center and has been honorary chairman for numerous charitable fund-raisers throughout the Metroplex. He has served on numerous charity projects throughout Oklahoma and was the Oklahoma Red Cross honorary chairman, as well as a member of the advisory board for the Oklahoma Museum of Natural History. He was the honorary chairman and a participant in the 1995 Hitting for The Heartland, a celebrity baseball game to raise money for the Oklahoma bombing victims. He also worked with Roger Staubach on a poster to benefit the Children's Medical Center of Dallas. In 1992, Aikman appeared on posters benefiting the USDA National and Texas State school lunch programs and is an advocate of the DARE program at numerous schools across the nation. Aikman also supports the West Texas Rehabilitation Center, American Cancer Society, Easter Seals Society, Happy Hill Farm, Cook Children's Medical Center of Fort Worth, Irving Kops for Kids and Arlington Riverfest. Aikman also appeared in the Cowboys' United Way commercials from 1990-93. In March 1992, Troy sang in a celebrity choir during *Farm Aid V*, and in 1993, he recorded a country music single, *Oklahoma Nights*, on a compact disc titled *Everybody Wants to Be a Cowboy*. He was joined on the CD by Jay Novacek, special teams coach Joe Avezzano, who organized the effort, and former Cowboys Randy White and Walt Garrison. In 1996, he recorded songs with Toby Keith and Waylon Jennings for the *NFL Country* CD. Troy has also made a number of guest appearances on network television shows including *The Tonight Show* with Jay Leno. *The Late Show* with David Letterman, *Live with Regis and Kathie Lee* and was a presenter at both the *Country Music Awards* in 1993 and 1997 and at the *ESPN ESPY Awards* in 1994. In March 1994, Troy played himself in an episode of the sit-com *Coach*, and he also recorded a Logo Athletic commercial with his father as one of the extras. In the fall of 1996, he appeared as himself in the Academy Award winning motion picture *Jerry Maguire*. He was also the recipient of the Byron White Humanitarian Award in 1994. Aikman is also a three-time Bob Lilly award winner (1992, 1995 and 1997), selected by Cowboys' fans and based on sportsmanship, dedication, leadership and achievement.

| AIKMAN'S COWBOYS TOTALS | | | | | | | | | | |
|-------------------------|-----------------|-------|-------|--------|------|-----|------|------|-------------|--------|
| Passing | | | | | | | | | | |
| Year | Starting Record | Att. | Comp. | Yards | Pct. | TD | Int. | Long | Sacks/Yards | Rating |
| 1989 | 0-11 | 293 | 155 | 1,749 | 52.9 | 9 | 18 | 75t | 19/155 | 55.7 |
| 1990 | 7-8 | 399 | 226 | 2,579 | 56.6 | 11 | 18 | 61t | 39/288 | 66.6 |
| 1991 | 7-5 | 363 | 237 | 2,754 | 65.3 | 11 | 10 | 61 | 32/224 | 66.7 |
| 1992 | 13-3 | 473 | 302 | 3,445 | 63.8 | 23 | 14 | 87t | 23/112 | 89.5 |
| 1993 | 11-3 | 392 | 271 | 3,100 | 69.1 | 15 | 6 | 80t | 26/153 | 99.0 |
| 1994 | 10-4 | 361 | 233 | 2,676 | 64.5 | 13 | 12 | 90 | 14/59 | 84.9 |
| 1995 | 12-4 | 432 | 280 | 3,304 | 64.8 | 16 | 7 | 50 | 14/89 | 93.6 |
| 1996 | 10-5 | 465 | 296 | 3,126 | 63.7 | 12 | 13 | 61 | 18/120 | 80.1 |
| 1997 | 6-10 | 518 | 292 | 3,282 | 56.4 | 19 | 12 | 64t | 33/269 | 78.0 |
| Totals | 76-53 | 3,696 | 2,292 | 26,016 | 62.0 | 129 | 110 | 90 | 218/1,469 | 82.3 |
| Playoffs | | | | | | | | | | |
| 1991 | 0-0 | 16 | 11 | 114 | 68.8 | 0 | 1 | 25 | 3/26 | 63.0 |
| 1992 | 3-0 | 89 | 61 | 795 | 68.5 | 8 | 0 | 70 | 7/43 | 126.4 |
| 1993 | 3-0 | 82 | 61 | 686 | 74.4 | 5 | 3 | 35 | 7/28 | 104.0 |
| 1994 | 1-1 | 83 | 53 | 717 | 63.9 | 4 | 4 | 94t | 5/35 | 87.3 |
| 1995 | 3-0 | 80 | 53 | 717 | 66.3 | 4 | 1 | 47 | 4/25 | 106.1 |
| 1996 | 1-1 | 65 | 37 | 343 | 56.9 | 1 | 4 | 23 | 3/26 | 51.0 |
| Totals | 11-2 | 415 | 276 | 3,372 | 66.5 | 22 | 13 | 94t | 29/183 | 96.0 |
| Rushing | | | | | | | | | | |
| Year | No. | Yds. | Avg. | Long | TD | | | | | |
| 1989 | 38 | 302 | 7.9 | 25 | 0 | | | | | |
| 1990 | 40 | 172 | 4.3 | 20 | 1 | | | | | |
| 1991 | 16 | 5 | 0.3 | 9 | 1 | | | | | |
| 1992 | 37 | 105 | 2.8 | 19 | 1 | | | | | |
| 1993 | 32 | 125 | 3.9 | 20 | 0 | | | | | |
| 1994 | 30 | 62 | 2.1 | 13 | 1 | | | | | |
| 1995 | 21 | 32 | 1.5 | 12 | 1 | | | | | |
| 1996 | 35 | 42 | 1.2 | 10 | 1 | | | | | |
| 1997 | 25 | 79 | 3.2 | 13 | 0 | | | | | |
| Totals | 274 | 924 | 3.4 | 25 | 6 | | | | | |
| Playoffs | | | | | | | | | | |
| 1991 | 2 | 0 | 0.0 | 0 | 0 | | | | | |
| 1992 | 9 | 38 | 4.2 | 19 | 0 | | | | | |
| 1993 | 7 | 28 | 4.0 | 12 | 0 | | | | | |
| 1994 | 2 | 11 | 5.5 | 9 | 0 | | | | | |
| 1995 | 8 | 6 | 0.8 | 9 | 0 | | | | | |
| 1996 | 3 | 4 | 1.3 | 2t | 1 | | | | | |
| Totals | 31 | 87 | 2.8 | 19 | 1 | | | | | |



Aikman's Cowboys Totals, cont.

ADDITIONAL STATISTICS

Receiving: 1989 (1 rec, -13 yds); 1991 (1 rec, -6 yds)

SINGLE-GAME BESTS

Attempts - 53 @ Cincinnati, 12/14/97
 playoffs - 53 @ San Francisco, 1/15/95
 Completions - 34 @ N.Y. Giants, 10/5/97
 playoffs - 30 @ San Francisco, 1/15/95
 Yards - 379 @ Phoenix, 11/12/89
 playoffs - 380 @ San Francisco, 1/15/95
 Completion Percentage - 85.7 @ Atlanta, 12/21/92
 playoffs - 76.7 vs. Green Bay, 1/8/95
 Long - 90 @ San Francisco, 11/13/94
 playoffs - 94t vs. Green Bay, 1/8/95
 Touchdowns - 4 vs. L.A. Rams, 12/3/89 and @ Pittsburgh, 8/31/97
 playoffs - 4 vs. Buffalo, 1/31/93
 Interceptions - 4 vs. Green Bay, 12/24/89
 playoffs - 3 @ San Francisco, 1/15/95
 Consecutive Completions - 13 @ Atlanta, 12/21/92 and @ Oakland, 11/19/95
 Consec. Att. w/o Int. - 184, last 28 vs. Denver, 9/10/95; all 38 @ Minnesota, 9/17/95; all 30 vs. Arizona, 9/24/95; all 3 @ Washington, 10/1/95; all 31 vs. Green Bay, 10/8/95; all 30 @ San Diego, 10/15/95; first 24 @ Atlanta, 10/29/95
 Rushing Attempts - 8 three times, last @ L.A. Raiders, 10/25/92
 playoffs - 4 vs. Pittsburgh, 1/28/96
 Rushing Yards - 71 vs. Miami, 11/19/89
 playoffs - 28 vs. Buffalo, 1/31/93
 Long Rush - 25 @ Philadelphia, 12/10/89
 playoffs - 19 vs. Buffalo, 1/31/93

AIKMAN GAME-BY-GAME

| | 1989 | | | | | | | |
|------------------------------|----------|-------|-------|------|----|------|------|-----------------|
| | Att. | Comp. | Yards | Pct. | TD | Int. | Long | Sacks/ Yards |
| L-@ New Orleans 9/10 | 35 | 17 | 180 | 48.6 | 0 | 2 | 24 | 2/30 |
| L-@ Atlanta 9/17 | 23 | 13 | 241 | 56.5 | 1 | 2 | 65t | 0/0 |
| L-Washington 9/24 | 21 | 6 | 83 | 28.6 | 0 | 2 | 36 | 4/27 |
| L-N.Y. Giants 10/1 | 6 | 1 | 11 | 16.7 | 0 | 0 | 11 | 0/0 |
| L-@ Green Bay 10/8 | | | | | | | | |
| L-San Francisco 10/15 | | | | | | | | |
| L-@ Kansas City 10/22 | | | | | | | | |
| L-Phoenix 10/29 | | | | | | | | |
| W-@ Washington 11/5 | | | | | | | | |
| L-@ Phoenix 11/12 | 40 | 21 | 379 | 52.5 | 2 | 2 | 75t | 1/12 |
| L-@ Miami 11/19 | 33 | 25 | 261 | 75.8 | 1 | 1 | 21 | 0/0 |
| L-Philadelphia 11/23 | 21 | 7 | 54 | 33.3 | 0 | 3 | 13 | 1/1 |
| L-L.A. Rams 12/3 | 34 | 19 | 179 | 55.9 | 4 | 1 | 35t | 2/14 |
| L-@ Philadelphia 12/10 | 30 | 17 | 152 | 56.7 | 1 | 0 | 21 | 5/45 |
| L-@ N.Y. Giants 12/16 | 22 | 11 | 84 | 50.0 | 0 | 1 | 22 | 2/17 |
| L-Green Bay 12/24 | 28 | 18 | 125 | 64.3 | 0 | 4 | 21 | 2/9 |
| | 1990 | | | | | | | |
| W-San Diego 9/9 | 29 | 13 | 193 | 44.8 | 1 | 1 | 28t | 5/32 |
| L-N.Y. Giants 9/16 | 18 | 10 | 109 | 55.6 | 0 | 2 | 25 | 2/13 |
| L-@ Washington 9/23 | 43 | 23 | 207 | 53.5 | 0 | 2 | 20 | 8/64 |
| L-@ N.Y. Giants 9/30 | 26 | 21 | 233 | 80.8 | 1 | 1 | 23 | 0/0 |
| W-Tampa Bay 10/7 | 24 | 17 | 173 | 70.8 | 1 | 1 | 30 | 3/24 |
| L-@ Phoenix 10/14 | 25 | 9 | 61 | 36.0 | 0 | 2 | 13 | 4/27 |
| W-@ Tampa Bay 10/21 | 29 | 13 | 159 | 44.8 | 1 | 1 | 28t | 2/14 |
| L-Philadelphia 10/28 | 41 | 22 | 233 | 53.7 | 1 | 1 | 29t | 2/18 |
| L-@ N.Y. Jets 11/4 | 40 | 25 | 249 | 62.5 | 0 | 2 | 51 | 3/23 |
| L-San Francisco 11/11 | 21 | 9 | 96 | 42.9 | 0 | 1 | 26 | 2/16 |
| W-@ L.A. Rams 11/18 | 32 | 17 | 303 | 53.1 | 3 | 1 | 61t | 1/8 |
| W-Washington 11/22 | 31 | 20 | 222 | 64.5 | 1 | 2 | 41 | 3/14 |
| W-New Orleans 12/2 | 21 | 15 | 177 | 71.4 | 1 | 0 | 45 | 2/16 |
| W-Phoenix 12/16 | 18 | 12 | 164 | 66.7 | 1 | 1 | 41 | 1/8 |
| L-@ Philadelphia 12/23 | 1 | 0 | 0 | 0.0 | 0 | 0 | 0 | 1/11 |
| L-@ Atlanta 12/30 | | | | | | | | |
| | 1991 | | | | | | | |
| W-@ Cleveland 9/1 | 37 | 24 | 274 | 64.9 | 2 | 0 | 23 | 2/9 |
| L-Washington 9/9 | 42 | 27 | 242 | 64.3 | 3 | 0 | 29 | 2/18 |
| L-Philadelphia 9/15 | 25 | 11 | 112 | 44.0 | 0 | 3 | 27 | 11/67 |
| W-@ Phoenix 9/22 | 20 | 12 | 150 | 60.0 | 0 | 0 | 26 | 1/11 |
| W-N.Y. Giants 9/29 | 27 | 20 | 277 | 74.1 | 1 | 0 | 38 | 1/8 |
| W-@ Green Bay 10/6 | 41 | 31 | 287 | 75.6 | 1 | 0 | 26 | 0/0 |
| W-Cincinnati 10/13 | 22 | 14 | 276 | 63.6 | 1 | 2 | 61 | 1/12 |
| L-@ Detroit 10/27 | 42 | 28 | 331 | 66.7 | 1 | 2 | 49 | 2/16 |
| W-Phoenix 11/3 | 23 | 17 | 191 | 73.9 | 0 | 2 | 37 | 4/26 |
| L-@ Houston 11/10 | 39 | 24 | 260 | 61.5 | 1 | 0 | 25 | 3/19 |
| L-@ N.Y. Giants 11/17 | 25 | 16 | 150 | 64.0 | 0 | 0 | 22 | 1/8 |
| W-@ Washington 11/24 | 20 | 13 | 204 | 65.0 | 1 | 1 | 39 | 4/30 |
| W-Pittsburgh 11/28 | | | | | | | | |
| W-New Orleans 12/8 | | | | | | | | |
| W-@ Philadelphia 12/15 | | | | | | | | |
| W-Atlanta 12/22 | | | | | | | | |
| | Playoffs | | | | | | | |
| W-@ Chicago 12/29 | | | | | | | | |
| L-@ Detroit 1/5/92 | 16 | 11 | 114 | 68.8 | 0 | 1 | 25 | 3/26 |
| | 1992 | | | | | | | |
| W-Washington 9/7 | 31 | 18 | 216 | 58.1 | 1 | 2 | 29 | 0/0 |
| W-@ N.Y. Giants 9/13 | 35 | 22 | 238 | 62.9 | 2 | 0 | 27t | 2/9 |
| W-Phoenix 9/20 | 21 | 14 | 263 | 66.7 | 3 | 0 | 87t | 0/0 |

Players



Aikman Game-by-Game, 1992 (cont.)

| | Att. | Comp. | Yards | Pct. | TD | Int. | Long | Sacks/ Yards |
|------------------------|------|-------|-------|------|----|------|------|-----------------|
| L-@ Philadelphia 10/5 | 38 | 19 | 256 | 50.0 | 1 | 3 | 59 | 4/25 |
| W-Seattle 10/11 | 23 | 15 | 173 | 65.2 | 0 | 2 | 24 | 1/3 |
| W-Kansas City 10/18 | 29 | 21 | 192 | 72.4 | 1 | 2 | 22 | 1/9 |
| W-@ L.A. Raiders 10/25 | 25 | 16 | 234 | 64.0 | 0 | 0 | 52 | 5/27 |
| W-Philadelphia 11/1 | 33 | 19 | 214 | 57.6 | 2 | 1 | 25 | 1/0 |
| W-@ Detroit 11/8 | 25 | 16 | 214 | 64.0 | 1 | 1 | 57 | 0/0 |
| L-L.A. Rams 11/15 | 37 | 22 | 272 | 59.5 | 0 | 0 | 49 | 1/3 |
| W-@ Phoenix 11/22 | 36 | 25 | 237 | 69.4 | 2 | 1 | 37 | 0/0 |
| W-N.Y. Giants 11/26 | 29 | 19 | 143 | 65.5 | 2 | 1 | 26 | 1/1 |
| W-@ Denver 12/6 | 35 | 25 | 231 | 71.4 | 3 | 0 | 22 | 2/9 |
| L-@ Washington 12/13 | 35 | 23 | 245 | 65.7 | 2 | 1 | 40 | 4/24 |
| W-@ Atlanta 12/21 | 21 | 18 | 239 | 85.7 | 3 | 0 | 37 | 0/0 |
| W-Chicago 12/27 | 20 | 10 | 78 | 50.0 | 0 | 0 | 13 | 1/2 |

Playoffs

| | | | | | | | | |
|---------------------------|----|----|-----|------|---|---|----|------|
| W-Philadelphia 1/10/93 | 25 | 15 | 200 | 60.0 | 2 | 0 | 41 | 2/14 |
| W-@ San Francisco 1/17/93 | 34 | 24 | 322 | 70.6 | 2 | 0 | 70 | 4/27 |
| W-Buffalo 1/31/93 | 30 | 22 | 273 | 73.3 | 4 | 0 | 45 | 1/2 |

1993

| | | | | | | | | |
|------------------------|----|----|-----|------|---|---|----|------|
| L-@ Washington 9/6 | 29 | 17 | 267 | 58.6 | 2 | 0 | 80 | 1/9 |
| L-Buffalo 9/12 | 45 | 28 | 297 | 62.2 | 0 | 2 | 23 | 1/7 |
| W-@ Phoenix 9/19 | 27 | 21 | 281 | 77.8 | 0 | 0 | 44 | 1/1 |
| W-Green Bay 10/3 | 23 | 18 | 317 | 78.3 | 1 | 0 | 66 | 2/20 |
| W-@ Indianapolis 10/10 | 28 | 21 | 245 | 75.0 | 1 | 0 | 30 | 2/14 |
| W-San Francisco 10/17 | 35 | 21 | 243 | 60.0 | 1 | 0 | 36 | 2/13 |
| W-@ Philadelphia 10/31 | 19 | 9 | 96 | 47.4 | 0 | 0 | 21 | 2/11 |
| W-N.Y. Giants 11/7 | 13 | 11 | 162 | 84.6 | 2 | 0 | 50 | 2/12 |
| L-@ Atlanta 11/14 | | | | | | | | |
| L-@ Atlanta 11/21 | | | | | | | | |
| L-Miami 11/25 | 43 | 28 | 181 | 65.1 | 1 | 1 | 19 | 0/0 |
| W-Philadelphia 12/6 | 24 | 17 | 178 | 70.8 | 1 | 0 | 21 | 4/13 |
| W-@ Minnesota 12/12 | 29 | 19 | 208 | 65.6 | 1 | 0 | 37 | 0/0 |
| W-@ N.Y. Jets 12/18 | 27 | 21 | 252 | 77.8 | 2 | 3 | 42 | 3/17 |
| W-Washington 12/26 | 20 | 16 | 193 | 80.0 | 2 | 0 | 30 | 2/13 |
| W-@ N.Y. Giants 12/29 | 30 | 24 | 180 | 80.0 | 1 | 0 | 22 | 4/23 |

Playoffs

| | | | | | | | | |
|-------------------------|----|----|-----|------|---|---|----|------|
| W-Green Bay 1/16/94 | 37 | 28 | 302 | 75.7 | 3 | 2 | 27 | 4/18 |
| W-San Francisco 1/23/94 | 18 | 14 | 177 | 77.8 | 2 | 0 | 28 | 1/7 |
| W-Buffalo 1/30/94 | 27 | 19 | 207 | 70.4 | 0 | 1 | 35 | 2/3 |

1994

| | | | | | | | | |
|-------------------------|----|----|-----|------|---|---|----|------|
| W-@ Pittsburgh 9/4 | 32 | 21 | 245 | 65.6 | 1 | 1 | 38 | 0/0 |
| W-Houston 9/11 | 25 | 14 | 228 | 56.0 | 1 | 1 | 53 | 3/3 |
| L-Detroit 9/19 | 39 | 26 | 220 | 66.7 | 1 | 0 | 20 | 2/14 |
| W-@ Washington 10/2 | 28 | 20 | 181 | 71.4 | 1 | 1 | 46 | 0/0 |
| W-Arizona 10/9 | 22 | 16 | 231 | 72.7 | 2 | 0 | 42 | 0/0 |
| W-Philadelphia 10/16 | 23 | 12 | 156 | 52.2 | 2 | 1 | 18 | 2/3 |
| W-@ Arizona 10/23 | 5 | 3 | 51 | 60.0 | 1 | 0 | 28 | 0/0 |
| W-@ Cincinnati 10/30 | 33 | 20 | 272 | 60.6 | 2 | 1 | 46 | 0/0 |
| W-N.Y. Giants 11/7 | 24 | 19 | 241 | 79.2 | 1 | 0 | 36 | 0/0 |
| L-@ San Francisco 11/13 | 42 | 23 | 339 | 54.8 | 0 | 3 | 90 | 3/18 |
| W-Washington 11/20 | 13 | 8 | 87 | 61.5 | 0 | 0 | 18 | 0/0 |
| W-Green Bay 11/24 | | | | | | | | |
| W-@ Philadelphia 12/4 | | | | | | | | |
| L-Cleveland 12/10 | 36 | 21 | 188 | 58.3 | 1 | 2 | 18 | 2/11 |
| W-@ New Orleans 12/19 | 28 | 21 | 175 | 75.0 | 0 | 2 | 22 | 0/0 |
| L-@ N.Y. Giants 12/24 | 11 | 9 | 62 | 81.8 | 0 | 0 | 18 | 2/10 |

Playoffs

| | | | | | | | | |
|---------------------------|----|----|-----|------|---|---|----|------|
| W-Green Bay 1/8/95 | 30 | 23 | 337 | 76.7 | 2 | 1 | 94 | 1/7 |
| L-@ San Francisco 1/15/95 | 53 | 30 | 380 | 56.6 | 2 | 3 | 44 | 4/28 |

1995

| | | | | | | | | |
|------------------------|----|----|-----|------|---|---|----|------|
| W-@ N.Y. Giants 9/4 | 20 | 15 | 228 | 75.0 | 1 | 0 | 43 | 0/0 |
| W-Denver 9/10 | 31 | 18 | 196 | 58.1 | 2 | 1 | 29 | 0/0 |
| W-@ Minnesota 9/17 | 38 | 24 | 246 | 63.2 | 1 | 0 | 26 | 2/13 |
| W-Arizona 9/24 | 30 | 19 | 251 | 63.3 | 1 | 0 | 50 | 0/0 |
| L-@ Washington 10/1 | 3 | 2 | 30 | 66.7 | 0 | 0 | 23 | 0/0 |
| W-Green Bay 10/8 | 31 | 24 | 316 | 77.4 | 2 | 0 | 48 | 1/4 |
| W-@ San Diego 10/15 | 30 | 21 | 222 | 70.0 | 0 | 0 | 30 | 1/7 |
| W-@ Atlanta 10/29 | 25 | 19 | 195 | 76.0 | 2 | 1 | 43 | 1/4 |
| W-Philadelphia 11/6 | 24 | 17 | 202 | 70.8 | 1 | 1 | 38 | 0/0 |
| L-San Francisco 11/12 | 6 | 4 | 29 | 66.7 | 0 | 1 | 10 | 1/8 |
| W-@ Oakland 11/19 | 24 | 19 | 227 | 79.2 | 1 | 0 | 36 | 1/4 |
| W-Kansas City 11/23 | 29 | 21 | 192 | 72.4 | 2 | 0 | 33 | 2/17 |
| L-Washington 12/3 | 47 | 29 | 285 | 61.7 | 1 | 1 | 23 | 0/0 |
| L-@ Philadelphia 12/10 | 28 | 11 | 110 | 39.3 | 0 | 0 | 19 | 3/23 |
| W-N.Y. Giants 12/17 | 34 | 16 | 222 | 47.1 | 0 | 1 | 40 | 0/0 |
| W-@ Arizona 12/25 | 32 | 21 | 350 | 65.6 | 2 | 1 | 48 | 2/9 |

Playoffs

| | | | | | | | | |
|-----------------------|----|----|-----|------|---|---|----|------|
| W-Philadelphia 1/7/96 | 24 | 17 | 253 | 70.8 | 1 | 1 | 37 | 1/9 |
| W-Green Bay 1/14/96 | 33 | 21 | 255 | 63.6 | 2 | 0 | 36 | 1/5 |
| W-Pittsburgh 1/28/96 | 23 | 15 | 209 | 65.2 | 1 | 0 | 47 | 2/11 |

1996

| | | | | | | | | |
|-----------------------|----|----|-----|------|---|---|----|------|
| L-@ Chicago 9/2 | 37 | 21 | 192 | 56.8 | 0 | 1 | 16 | 2/19 |
| W-N.Y. Giants 9/8 | 27 | 19 | 228 | 70.4 | 3 | 0 | 38 | 0/0 |
| L-Indianapolis 9/15 | 27 | 17 | 184 | 63.0 | 1 | 0 | 22 | 0/0 |
| L-@ Buffalo 9/22 | 33 | 16 | 164 | 48.5 | 0 | 3 | 24 | 1/4 |
| W-@ Philadelphia 9/30 | 22 | 13 | 149 | 59.1 | 1 | 0 | 39 | 2/18 |



Aikman Game-by-Game, 1996 (cont.)

| | Att. | Comp. | Yards | Pct. | TD | Int. | Long | Sacks/ Yards |
|-------------------------|------|-------|-------|------|----|------|------|-----------------|
| W-Arizona 10/13 | 37 | 23 | 199 | 62.2 | 0 | 1 | 25 | 0/0 |
| W-Atlanta 10/20 | 24 | 17 | 265 | 70.8 | 2 | 0 | 60t | 2/15 |
| W-@ Miami 10/27 | 41 | 33 | 363 | 80.5 | 3 | 0 | 61 | 1/4 |
| L-Philadelphia 11/3 | 33 | 21 | 179 | 63.6 | 0 | 2 | 24 | 0/0 |
| W-@ San Francisco 11/10 | 39 | 24 | 230 | 61.5 | 1 | 1 | 28 | 2/8 |
| W-Green Bay 11/18 | 35 | 24 | 206 | 68.6 | 0 | 0 | 31 | 1/1 |
| L-@ N.Y. Giants 11/24 | 39 | 28 | 280 | 71.8 | 0 | 2 | 41 | 1/8 |
| W-Washington 11/28 | 19 | 9 | 63 | 47.4 | 0 | 1 | 15 | 2/17 |
| W-@ Arizona 12/8 | 24 | 15 | 255 | 62.5 | 1 | 0 | 55 | 1/1 |
| W-New England 12/15 | 28 | 16 | 169 | 57.1 | 0 | 2 | 21 | 3/25 |
| L-@ Washington 12/22 | | | DNP | | | | | |

Playoffs

| | | | | | | | | |
|---------------------|----|----|-----|------|---|---|----|------|
| W-Minnesota 12/28 | 29 | 19 | 178 | 65.5 | 0 | 1 | 21 | 1/9 |
| L-@ Carolina 1/5/97 | 36 | 18 | 165 | 50.0 | 1 | 3 | 23 | 2/17 |

1997

| | | | | | | | | |
|------------------------|----|----|-----|------|---|---|-----|------|
| W-@ Pittsburgh 8/31 | 30 | 19 | 295 | 63.3 | 4 | 0 | 55 | 0/0 |
| L-@ Arizona 9/7 | 40 | 21 | 171 | 52.5 | 0 | 0 | 29 | 3/24 |
| W-Philadelphia 9/15 | 36 | 17 | 205 | 47.2 | 1 | 0 | 27 | 2/18 |
| W-Chicago 9/28 | 27 | 12 | 144 | 44.4 | 2 | 1 | 26t | 3/20 |
| L-@ N.Y. Giants 10/5 | 52 | 34 | 317 | 65.4 | 1 | 2 | 36 | 1/7 |
| L-@ Washington 10/13 | 31 | 17 | 193 | 54.8 | 1 | 0 | 42 | 3/18 |
| W-Jacksonville 10/19 | 32 | 21 | 262 | 65.6 | 2 | 0 | 64t | 2/24 |
| L-@ Philadelphia 10/26 | 6 | 2 | 21 | 33.3 | 0 | 0 | 13 | 2/10 |
| L-@ San Francisco 11/2 | 36 | 22 | 218 | 61.1 | 1 | 2 | 54 | 4/34 |
| W-Arizona 11/9 | 22 | 15 | 216 | 68.2 | 1 | 1 | 51 | 2/12 |
| W-Washington 11/16 | 45 | 25 | 217 | 55.6 | 1 | 0 | 31 | 1/10 |
| L-@ Green Bay 11/23 | 24 | 12 | 130 | 50.0 | 0 | 0 | 35 | 1/10 |
| L-Tennessee 11/27 | 42 | 27 | 356 | 64.3 | 2 | 3 | 37t | 2/16 |
| L-Carolina 12/8 | 26 | 14 | 180 | 53.8 | 1 | 0 | 52t | 4/42 |
| L-@ Cincinnati 12/14 | 53 | 28 | 285 | 52.8 | 2 | 2 | 20 | 1/11 |
| L-N.Y. Giants 12/21 | 16 | 6 | 73 | 37.5 | 0 | 1 | 26 | 2/13 |


Aikman's Regular Season Top 10

Passing Yards

| |
|----------------------------------|
| 379 - @ Phoenix (11/12/89) |
| 363 - @ Miami (10/27/96) |
| 356 - vs. Tennessee (11/27/97) |
| 350 - @ Arizona (12/25/95) |
| 339 - @ San Francisco (11/13/94) |
| 331 - @ Detroit (10/27/91) |
| 317 - vs. Green Bay (10/3/93) |
| 317 - @ N.Y. Giants (10/5/97) |
| 316 - vs. Green Bay (10/8/95) |
| 303 - @ L.A. Rams (11/18/90) |

Completion Percentage (min. 20 atts.)

| |
|--|
| 85.7 - @ Atlanta (12/19/92) (18-21) |
| 80.8 - @ N.Y. Giants (9/30/90) (21-26) |
| 80.5 - @ Miami (10/27/96) (33-41) |
| 80.0 - vs. Washington (12/26/93) (16-20) |
| 80.0 - @ N.Y. Giants (1/2/94) (24-30) |
| 79.2 - vs. N.Y. Giants (11/7/94) (19-24) |
| 79.2 - @ Oakland (11/19/95) (19-24) |
| 78.3 - vs. Green Bay (10/3/93) (18-23) |
| 77.8 - @ Phoenix (9/19/93) (21-27) |
| 77.8 - @ N.Y. Jets (12/18/93) (21-27) |



Larry Allen

Guard/Tackle

6'3" ★ 326 ★ 11/27/71

Sonoma State

D-2 for '94

NFL: 5th Year ★ Cowboys: 5th Year

73

GAMES/STARTS (regular season, playoffs): 1994 (16/10, 2/2), 1995 (16/16, 3/3), 1996 (16/16, 2/2), 1997 (16/16). Total - 64/58, 7/7.

PRO: One of the NFL's finest young offensive linemen, Larry Allen has come farther, faster in four years than anyone could have expected. The highest draft choice among the Dallas starting offensive linemen, Allen was selected in the second round (46th overall) of the 1994 NFL Draft out of tiny Sonoma State. Already a three-time All-Pro selection at guard, Allen joins Randall McDaniel (Minnesota) and Bruce Matthews (Tennessee) as the only guards to have been selected to each of the last three Pro Bowl teams, and he was one of seven members of the NFC and AFC starting offensive lines on this year's Pro Bowl squad to be making his third straight appearance. In his four seasons on the Dallas offensive line, Allen has shown his versatility by moving between right tackle (1994), right guard (1995-97) and left tackle (1997). During that time, he has been part of a group that has allowed just 96 sacks in 64 games (1.5 per game), fewest in the NFL during that time (Kansas City is second with 99 sacks allowed). He has also been a member of an offensive unit that has posted the three lowest sacks allowed totals in club history with 18 in 1995, 19 in 1996 and 20 in 1994. During his four-year career, Allen has never missed a game, playing in 71 consecutive - including playoffs. He has started 64 straight games for Dallas.

1997: After spending part of training camp working at left tackle, Allen returned to his regular spot at right guard for the first 13 games of the 1997 season. He started his third season at right guard at Pittsburgh (8/31), and he helped Dallas gain 380 total yards, including 295 yards pass-



ing while not allowing a sack. This kind of play would keep Troy Aikman healthy and in the starting lineup for every game for the third straight season. In a Week Three win over Philadelphia (9/15), Allen suffered a strained left hamstring in the second quarter and did not return to action. Following the bye week, he returned to the starting lineup against Chicago (9/28) but was forced out of the game in the second quarter when he did not have the strength in his left leg to effectively block. Allen was back in the starting lineup for good the next week at the New York Giants (10/5). With the loss of Mark Tuinei at left tackle at Washington (10/13), Allen's season became more complicated. In games against Philadelphia (10/26) and Washington (11/16), Allen slid out to left tackle in third down passing situations for George Hegamin, while John Flannery took over at guard. In the Redskins game, this group allowed just one sack in 46 pass plays. Allen finally became the full-time starter at left tackle against Carolina (12/8) and remained there the final three weeks. Despite moving between guard and tackle during the season, Allen was selected to his third straight Pro Bowl at guard and earned first-team All-Pro honors.

1996: Allen earned his second consecutive trip to the Pro Bowl along with consensus All-Pro and All-NFC honors, while the Dallas offensive line led the NFL by allowing just 19 sacks on the season, one shy of the club record set in 1995. In a win at Miami (10/27), Aikman was sacked just once while completing a season-high 33-of-41 (80.5%) pass attempts for 363 yards and three touchdowns. For the third straight year behind Allen, Emmitt Smith ran for over 1,200 yards, and four times in 1996, Emmitt Smith topped the 100-yard rushing barrier in a game, including a season-high 155 yards and three touchdowns on the ground against Washington (11/28). Against the Redskins, Dallas rushed for 201 yards. In the first round of the playoffs, Allen's blocking helped lead the Dallas running game to 255 rushing yards against Minnesota (12/28), the second best post-season total in club history. Smith's 6.8 yards-per-carry average in that game was the third best mark in club history.

1995: Despite starting 12 games in 1994, including the NFC Championship Game, the season opening win at the N.Y. Giants (9/4) marked Allen's first NFL start at guard. In a successful debut, Allen helped lead the way as the Dallas offense rolled to 459 yards, including 230 rushing yards – the most by the Cowboys since a 271 yard rushing performance at Philadelphia on Oct. 31, 1993. It wasn't until the third game of the season that the Dallas front five allowed a sack, and six times in 1995, Allen and the rest of the line held an opponent sackless. For the season, Dallas finished second in the NFL in the fewest sacks allowed with 18, breaking the club record of 20 set by the 1994 group. In addition, quarterback Troy Aikman was healthy and able to start every game for just the second time in his career behind this protection, helping Allen earn All-Pro honors. In the regular-season finale at Arizona (12/25), Allen's work with the line enabled Dallas to roll up 474 yards of total offense, the most yardage by a Dallas team since Sept. 15, 1985. The Cowboys finished the season ranked fifth in the NFL in total offense, and behind this powerful line, Emmitt Smith gained a club record 1,773 yards rushing, captured his fourth NFL rushing title in five years and scored a NFL record 25 rushing touchdowns. Following the season, Allen, who was in just his first year as a starting guard, was one of a club-record four Dallas offensive linemen to be selected to the Pro Bowl, joining Ray Donaldson, Nate Newton and Mark Tuinei. Allen also garnered All-NFC honors from *Football News* and UPI.

1994: Allen's rookie year didn't stay quiet long when he was forced into the lineup at left tackle at Washington (10/2) when Tuinei suffered back spasms. He performed like a veteran despite being just four games removed from Sonoma State, and he received a game ball for his play, which held the Redskins sackless on the day. The next week against the Cardinals (10/9), Allen earned his first NFL start, lining up at left tackle for Tuinei. It was the first time a rookie offensive lineman had started for Dallas since Nov. 24, 1991 when Williams started at right tackle against Washington. While lining up against Clyde Simmons on most downs, Allen limited him to five tackles and no sacks, and as a group, the offensive line did not allow a sack in 28 pass attempts in the Cowboys 38-3 win. Allen returned to spot duty the next two weeks, but early in the morning on Oct. 24, Williams was injured in an automobile accident and lost for the season. Allen moved into the starting lineup at Williams' right tackle spot for good at Cincinnati (10/30). The following week, he was part of an offensive line that helped Dallas amass 450 total yards against the N.Y. Giants (11/7). Both he and Tuinei received game balls for their blocking in the Monday night victory at New Orleans (12/19), a game in which the Saints were held without a sack. With 10 regular season starts, Allen tied Burton Lawless (1975) and Kevin Gogan (1987) for the most starts on the offensive line as a rookie in club history. On his way to garnering consensus all-rookie honors, Allen helped Dallas establish a team record by allowing just 20 sacks – for losses totaling just 93 yards (fewest yards in the NFL). Smith finished the year third in the NFL rushing race with 1,484 yards, and the Cowboys were fifth in the NFL in rushing yards-per-game. In the playoffs, Allen received a game ball against Green Bay (1/8/95) when the Dallas offense picked up 450 total yards and Aikman completed 23-of-30 passes for 337 yards. In that game, he sprained his left ankle, but returned to action. In the NFC Championship Game at San Francisco (1/15/95), he struggled through three quarters on the injured ankle before leaving the game. Allen was the first player ever drafted from Sonoma State. Taken in the second round (46th overall), it marked the first time since 1981 Dallas had taken an offensive lineman that high.

COLLEGE: Allen began his college career at Butte Junior College in Oroville, Calif. (1989-90). After a year off, he enrolled at Sonoma State, a Division II school located 45 miles north of San Francisco. In two years with the Cossacks, Allen gave up just one sack. During his senior year, Sonoma State set a mark with 334 yards rushing against Cal-State Hayward. A two-time All-America selection, Allen participated in the East-West Shrine Game and the Senior Bowl. In 1992,



the Cossacks were primarily a passing team and established 10 new school records – including most yards gained, most touchdown passes, best gain-per-completion and highest passing efficiency.

PERSONAL: A native of Los Angeles, Allen attended a different high school each of his four years of school, finishing at Vintage High School in Napa, CA. He lettered in football as a freshman at Centennial Senior High in Compton, CA. Larry and wife Janelle have a daughter, Jayla (12/15/94) and son, Larry Jr. (7/21/96).



Antonio Anderson

Defensive Tackle

6'6" ★ 318 ★ 6/4/73

Syracuse
D-4a for '97

NFL: 2nd Year ★ Cowboys: 2nd Year



GAMES/STARTS (regular season, playoffs): 1997 (16/5).

PRO: When the Cowboys drafted Antonio Anderson with the fifth pick (101st overall) in the fourth round of the 1997 NFL Draft, the Dallas coaches believed they were getting a steal that late in the draft. They were getting a defensive tackle that could provide depth along the defensive line and contribute in his first year. Anderson did more than provide depth, he earned a spot in the defensive tackle rotation and contributed enough to earn All Rookie honors. His two sacks in 1997 are the most sacks by a Dallas rookie since Russell Maryland in 1991, and his five starts marked the first time a rookie had started along the Dallas defensive line since Maryland started the final seven games of the 1991 season. Anderson is an instinctive athlete with superb quickness and exceptional lateral agility.

1997: Anderson capped a solid rookie season – 40 tackles, two sacks, two tackles for losses, three quarterback pressures and two passes defended – by earning All Rookie honors from *Pro Football Weekly*. Anderson, along with rookie linebacker Dexter Coakley, became the first Cowboy rookies to earn All Rookie honors since Larry Allen and Chris Boniol in 1994. Anderson's two sacks on the year were the most by a Dallas rookie since Maryland recorded four and a half in 1991. On the first snap of his NFL career, Anderson recorded half a sack of Steelers QB Kordell Stewart in the season opener at Pittsburgh (8/31). Two weeks later, he led all defensive linemen with a career-high seven tackles against Philadelphia (9/15) while filling in for the injured Chad Hennings. Anderson earned his first NFL start, and the first start by a rookie defensive lineman for Dallas since Maryland in 1991, against Chicago (9/28) and registered two tackles, a pressure and a pass defended. Anderson made his third career start against Jacksonville (10/19) and helped hold the Jaguars to 42 yards rushing on 18 carries (2.3 avg.) while totaling four tackles and a sack to earn a game ball from the coaches. He led all defensive linemen with six tackles at Philadelphia (10/26) before tying for the lead among defensive linemen with five tackles at San Francisco (11/2). He registered three tackles against Tennessee (11/27) on Thanksgiving Day, and he had three more the next week against Carolina (12/8).

COLLEGE: As a senior at Syracuse University, Anderson finished with 45 tackles, four sacks, 27 quarterback pressures, nine tackles for losses and three forced fumbles. Anderson started eight games as a junior, finishing with a team-high eight quarterback pressures, 42 tackles, 3.5 sacks, three tackles for losses, two fumble recoveries and a pass defended. Anderson finished his sophomore season with 17 tackles, two tackles for losses and a sack. As a redshirt freshman in 1993, he played in every game, starting three, and posting 13 tackles and a sack.

PERSONAL: Anderson was a *SuperPrep* All-America and All-Northeast selection as a senior at Milford, CT, Academy, where he recorded 90 tackles, 30 tackles for a loss, 13 sacks and three blocked punts. He was a two-way lineman at Midwood High School in Brooklyn, NY, before transferring to Milford. Anderson is one of 14 children, and he has three cousins who have played pro sports – Stanford Jennings (former Cincinnati Bengals running back), Keith Jennings (former Chicago Bears tight end) and John Salley (former Miami Heat forward – NBA).

| | | ANDERSON'S COWBOYS TOTALS | | | | | | |
|---|------|---------------------------|------|-----------|--------------|--------------|----------------|--------------|
| Year | Solo | Tackles Ast. | Tot. | Sacks | TKI/ Loss | QB Press. | Passes Def. | For. Fum. |
| 1997 | 17 | 23 | 40 | 2.0 (-12) | 2(-4) | 3 | 2 | 0 |
| SINGLE-GAME BESTS | | | | | | | | |
| Total tackles – 7 vs. Philadelphia, 9/15/97 | | | | | | | | |
| Solo tackles – 5 @ Philadelphia, 10/26/97 | | | | | | | | |
| Assists – 5 vs. Philadelphia, 9/15/97 | | | | | | | | |



Darren Benson

Defensive Tackle

6'7" ★ 308 ★ 8/25/74

Trinity Valley C.C.

S3 for '95

NFL: 4th Year ★ Cowboys: 4th Year



GAME/STARTS (regular season, playoffs): 1995 (6/0, 0/0), 1996 (1R), 1997 (6/0). Total – 12/0, 0/0.

PRO: Based on his size and speed, the Cowboys have high hopes for Darren Benson this season as he continues to develop as a defensive tackle. Working with two similar defensive line "projects", Leon Lett (seventh-round draft choice) and Chad Hennings (11th round), Benson has gained valuable experience and confidence in his three seasons under their wing. Although young – Benson is just 23 years old despite entering his fourth year in the NFL – at 6-7, 308-pounds, he is the largest player on the defensive side of the ball for Dallas, and it is this size that has coaches excited about his unpolished potential. With just two years of junior college football on his resume when he joined the Cowboys, the 1995-96 seasons served as an educational time for Benson. In 1997, he displayed enough potential to have the coaching staff optimistic about his prospects in the defensive tackle rotation this fall.

1997: After being deactivated the first three weeks of the season, Benson saw his first game action against Chicago (9/28) and recorded one tackle. It was his first regular season action since the NFC Championship Game against Green Bay on Jan. 14, 1996, having missed the entire 1996 season with an ACL tear in his left knee. He was deactivated again at the N.Y. Giants (10/5), but had a tackle and a tackle for a loss the next week at Washington (10/13) after moving into the defensive tackle rotation when the team lost Chad Hennings to a groin injury. Benson saw action in the next three games, but he was then inactive for five straight games after Hennings returned to full health. Benson closed out the season on a high note when he tied for the team lead among defensive linemen with four tackles at Cincinnati (12/14) while taking the place of Tony Casillas in the defensive tackle rotation.

1996: Benson's second year in the NFL was cut short when he suffered a torn ACL and MCL in his left knee during practice on July 29. He was placed on the reserve/injured list on Aug. 20 and underwent successful surgery on Sept. 5. He spent the season and spring rehabilitating the knee and getting stronger in the weight room.

1995: The Cowboys selected Benson in the third-round of the 1995 NFL Supplemental Draft on July 21, just a few days into training camp. He immediately reported to camp and earned a roster spot based on his size and potential. After being de-activated the first half of the season, Benson gained his first NFL playing time in fourth quarter action against Philadelphia (11/6) when the defensive front was crippled with injuries. He continued to see spot playing time throughout the second half of the season with Russell Maryland, Leon Lett and Charles Haley out of the lineup at various times. Benson also contributed on special teams, pairing with Lett to create one of the most formidable field goal rush pairs in the NFL.


COLLEGE: Benson starred on Trinity Valley's 1994 NJCA Championship team, amassing 109 tackles, 20 tackles for a loss and 21 sacks. He was part of a defense that helped TVCC to a 12-0 record. As a freshman, Benson accounted for 82 tackles and 10 sacks as the team went 11-1. A Prop-48 casualty coming out of high school, Benson spent the 1992-93 school year at Arkansas State, attending classes but not participating in football.

PERSONAL: Benson was a standout at Craigmont High School in Memphis, TN, where he graduated in 1992.

BENSON'S COWBOYS TOTALS

| Year | Solo | Tackles Ast. | Tot. | Sacks | Tk/ Loss | QB Press. | Passes Def. | For. Fum. |
|--------|------|-----------------|------|-------|-------------|--------------|----------------|--------------|
| 1995 | 2 | 2 | 4 | 0.0 | 0 | 0 | 0 | 0 |
| 1996 | | Reserve/Injured | | | | | | |
| 1997 | 5 | 2 | 7 | 0.0 | 1(-2) | 0 | 0 | 0 |
| Totals | 7 | 4 | 11 | 0.0 | 1(-2) | 0 | 0 | 0 |

COWBOYS™



Eric Bjornson

Tight End

6'4" ★ 235 ★ 12/15/71

Washington

D-4a for '96

NFL: 4th Year ★ Cowboys: 4th Year



GAMES/STARTS (regular season, playoffs): 1995 (14/1, 3/0), 1996 (14/10, 2/2), 1997 (14/14). Total - 42/25, 5/2.

PRO: From 1990-95, the Dallas Cowboys had one of the NFL's most prolific pass catching tight ends in Jay Novacek. In the last two seasons, the Cowboys have discovered they have more than an ample replacement in Eric Bjornson (be-YORN-sun). Needing to develop a pass catching tight end in the mold of Novacek, Dallas originally drafted Bjornson in 1995 to fill the back-up role and learn the position from the veteran. Viewed as someone who could fit the bill as a talented and versatile receiver at tight end, Bjornson began learning the position under Novacek as a rookie after shuttling between quarterback and wide receiver during his stay at the University of Washington. With Novacek's 1996 back injury, Bjornson's apprenticeship was cut short, and he was thrust into the spotlight as the starting tight end. When you realize that he had played the position for just one year, the back-to-back performances Bjornson displayed in 1996-97 is even more impressive. When compared to the first three seasons of some of the NFL's top tight ends, Bjornson's 102 receptions for 883 yards and three TDs stands out. Novacek, for example, had posted 22 receptions for 260 yards and three TDs in his first three NFL seasons. Brent Jones: 10 catches, 92 yards, two TDs; Ben Coates: 83 receptions, 925 yards, 12 TDs; Shannon Sharpe: 82 receptions, 1,061 yards, four TDs; and Wesley Walls: 11 receptions, 67 yards, one TD.

1997: With the off-season retirement of Novacek, Bjornson entered 1997 knowing the role he would be asked to fill on a permanent basis for the Cowboys. He responded with one of the best seasons ever by a Dallas tight end before suffering a fractured left fibula in Week 14. Prior to the injury, he was second in the NFC and sixth in the NFL among tight ends with 47 receptions, and he was second in the NFC, ninth in the NFL, in receiving yards by a tight end with 442. Despite the injury, Bjornson still finished second on the team with 47 receptions and was third with 442 yards. Many of his receptions came at critical times for the Dallas offense, including nine catches on third down to give Dallas a first down. For the season, 23 of his 47 receptions went for a first down, and in two years as a starter, 44 of his 95 catches have gone for a first down, including 17 on third or fourth down to give Dallas a first down. In the season opener at Pittsburgh (8/31), he hauled in two passes, and then he came back the next week with 59 receiving yards at Arizona (9/7), including a 29 yard grab from Aikman on the game's opening drive. Bjornson made a diving 24-yard catch with 1:33 remaining against Philadelphia (9/15) to set Dallas up at the Eagles 17-yard line, leading to an Aikman-to-Anthony Miller 14-yard game-winning touchdown pass two plays later. For the day, Bjornson had four receptions for 48 yards. He was Aikman's key receiver at the N.Y. Giants (10/5), posting a career-high 71 yards receiving on a team-high seven receptions – four of which came on Dallas' fourth quarter touchdown drive. Included in that yardage total was a career-long 32-yard catch. Bjornson tied for second on the team with three receptions at Washington (10/13), and then he led the team with five receptions against Jacksonville (10/19), including one on third down and one on fourth down to give Dallas first downs and keep scoring drives alive. His two receptions at San Francisco (11/2) came on third down and gave Dallas a first down. Bjornson played a big role in the Dallas come-from-behind win against Washington (11/16), hauling in a 21-yard grab to kick-start the Cowboys' 97-yard touchdown drive to tie the game in the fourth quarter. For the day, he finished with six catches for 42 yards. His four catches at Green Bay (11/27), for 38 yards, tied for the team lead, and on Thanksgiving Day against Tennessee (11/27), he tied for second on the team with five receptions for 66 yards. After becoming a vital part of the Dallas offense, Bjornson was lost for the rest of the season when he fractured his left fibula in the second quarter against Carolina (12/8). He underwent surgery following the season to have screws inserted into the fracture.

1996: With back injuries keeping Jay Novacek out of the line-up in 1996, Bjornson was thrown into the fire after just one season at tight end. Despite battling injuries himself during much of the season, Bjornson's sophomore campaign was a success. He was second on the team with 48 receptions, and he finished second in the NFC, seventh in the NFL, in receptions by a tight end. Those numbers might have been even higher were it not for ankle injuries that severely limited his effectiveness the final five games of the season. Through 11 games, Bjornson led the NFC (third in the NFL) in receptions among tight ends with 45, and he was second in the NFC (fifth in the NFL) among tight ends with 367 yards receiving. He showed big play abilities with five receptions of at least 20 yards, and he also proved to be a clutch performer, giving Dallas a first down on 21 of his 48 catches, including eight on third or fourth down – third best on the team. In the season opener at Chicago (9/2), a sore left hamstring from preseason kept him off the field until late in the fourth quarter. He returned to the line-up and had four second-half receptions for 41 yards, including a 23 yarder, against the N.Y. Giants (9/8). In his first start of the season (second of his career), he had



five receptions for a season-high 54 yards against Indianapolis (9/15). The next week at Buffalo (9/22), he led the team with six catches for 48 yards, including three receptions that gave Dallas first downs. In a Monday night match-up in Philadelphia (9/30), he recorded the first touchdown reception of his career on a five-yard pass from Aikman. Bjornson then tied for the team lead with five receptions against Arizona (10/13). His second touchdown catch of the season proved to be a costly one when he suffered a sprained left ankle on a four-yard scoring grab at Miami (10/27). Despite nursing what would become a nagging injury the remainder of the season, Bjornson came out the next week against Philadelphia (11/3) and hauled in a pass from Troy Aikman for a two-point conversion that tied the game at 21-21 in the fourth quarter. Still limping on the injured ankle, he led the team with a career-high eight receptions for 45 yards and a touchdown in the overtime win at San Francisco (11/10), with his six-yard scoring grab tying the game at 17-17 with 2:45 remaining. As if one sprained ankle wasn't problem enough for Bjornson, he sprained his right ankle in the fourth quarter against Green Bay (11/18) and left the game, but not before he caught a season-long 25-yard reception and totaled three catches for 40 yards. With two sprained ankles, he was inactive when Dallas traveled to the N.Y. Giants (11/24), and he was limited in his playing time over the final four weeks of the regular season, recording one catch in each of the next three games. He was then deactivated in the regular-season finale at Washington (12/22). He returned to the starting line-up against Minnesota (12/28) in the NFC Wild Card Game and had three receptions for 16 yards, his first multiple reception game since the Green Bay game.

1995: After leading the team with 16 receptions in preseason, Bjornson missed the season opener at the N.Y. Giants (9/4) with a sprained left shoulder. He saw his first NFL action the following week against Denver (9/10), recording his first career reception. He matched that with an eight-yard reception against Arizona (9/24). Twice during the season Bjornson recorded two receptions in a game, against San Francisco (11/12) and at Arizona (12/25). The Arizona game was also when Bjornson earned his first NFL start, replacing an injured Novacek and hauling in two passes for 22 yards, including a season-long 16-yard grab. He also finished third among offensive players with six special teams tackles. A fourth-round draft choice (110th overall), Bjornson was the eighth tight end chosen in the draft.

COLLEGE: As a senior, Bjornson earned second-team All-PAC 10 honors at wide receiver when he led the Huskies with 49 receptions, the fifth highest total in school history, for 770 yards and seven touchdowns. Bjornson was sixth in the PAC-10 in receptions and tied for second in touchdown catches while earning Academic All-PAC 10 and All-America honors. Bjornson spent most of his junior season at quarterback, starting the final three games of the season and posting a 2-1 record. At UCLA (10/16/93), he tossed the only touchdown pass of his career, an eight yarder, while quarterbacking and hauled in an 18-yard toss while lining up at receiver. After entering Washington as a quarterback, Bjornson redshirted the 1990 season and served as a backup to Billy Joe Hobert and Mark Brunell on the Huskies 1991 national championship team. As a sophomore, Bjornson first made the move to wide receiver. He was a member of Husky teams that amassed a 43-12 record from 1990-94, went to three Rose Bowls as the PAC-10 champion and captured the 1991 national title.

PERSONAL: Bjornson was born in San Francisco, CA, and starred at Bishop O'Dowd High School in Oakland, where he was a three-year starter at quarterback while earning scholar-athlete awards from the *Oakland Tribune* and the National Football Foundation Hall of Fame with his 4.02 GPA. As a senior, he guided his team to a 10-1 record and the East Shore Athletic League title. He majored in sociology at Washington. Eric has served annually as a celebrity escort in the Children's Cancer Fund Fashion Show, which raises funds for pediatric oncology research.

BJORNSON'S COWBOYS TOTALS

| Year | Receiving | | | | TD |
|--------|-----------|------|------|------|----|
| | No. | Yds. | Avg. | Long | |
| 1995 | 7 | 53 | 7.6 | 16 | 0 |
| 1996 | 48 | 388 | 8.1 | 25 | 3 |
| 1997 | 47 | 442 | 9.4 | 32 | 0 |
| Totals | 102 | 883 | 8.7 | 32 | 3 |

Playoffs


| | | | | | |
|------|---|----|-----|---|---|
| 1996 | 4 | 23 | 5.8 | 7 | 0 |
|------|---|----|-----|---|---|

SINGLE-GAME BESTS

Receptions - 8 @ San Francisco, 11/10/96
 Receiving Yards - 71 @ N.Y. Giants, 10/5/97
 Long Reception - 32 yards @ N.Y. Giants, 10/5/97

Additional Statistics

Special Teams Tackles: 1995 (5-1) (6)



Macey Brooks

Wide Receiver

5'6" ★ 220 ★ 2/2/75

James Madison

D-4b for '97

NFL: 2nd Year ★ Cowboys: 2nd Year



GAMES/STARTS (regular season, playoffs): 1997 (1R).

PRO: In Macey Brooks, the Cowboys believe they have landed a receiver with the size and



strength to win battles against cornerbacks and safeties when the football is up for grabs. At 6-5, 220-pounds, Brooks not only has the size to protect the ball from opposing defenders, but he also has the ability to be an effective blocker for Emmitt Smith in the running game. With Chan Gailey's offense utilizing multiple receiver sets, 1998 should be a breakout season for Brooks, who has displayed enough athletic ability to have been selected in both the NFL Draft and the Major League Baseball Draft.

1997: One of nine rookie draft choices to make the roster in 1997, Brooks got his rookie campaign off to a promising start in training camp, seeing action early on as the third receiver in preseason. He recorded seven receptions for 98 yards and a touchdown in the first three preseason contests. His rookie season was shattered in the third preseason game when he suffered a fractured right forearm against St. Louis (8/15). He underwent surgery on Aug. 19 to have a plate and screws inserted in the radius bone, and then on Aug. 27 he was placed on injured reserve, ending his season before it ever got started. Brooks was selected in the fourth-round (127th overall) of the 1997 NFL Draft, and he was the first player from James Madison to have been drafted by the Cowboys.

COLLEGE: In four years at James Madison, Brooks worked his way into the record book in every category for a receiver. His 2,014 career receiving yards made him just the third receiver in school history to top the 2,000-yard mark for a career. His 118 career receptions left him fourth in school history, and with 25 career touchdown grabs, he broke the school mark of 21. An All-Yankee Conference selection as a senior, Brooks led the team with 828 receiving yards, finished second on the team with 56 catches, and his 14 receiving touchdowns shattered the school record. His eight receptions against McNeese State were a career-high, and the total included three touchdown grabs, tying the school record for touchdown receptions in a game. The very next week against Boston University, Brooks tied the record again with three more scores. He had a career-long 72-yard touchdown against Northeastern. As a junior, Brooks was third on the team with 32 grabs for 542 yards and second on the club with six touchdowns. Brooks led the team with 552 receiving yards and five touchdowns as a sophomore, and he was second on the team with 32 receptions. His 21.2 yards-per-catch average was the second best mark in school history. He gained a career-high 135 yards against Middle Tennessee State. A three-year letterman with the baseball team as an outfielder, Brooks was twice selected in the Major League Baseball Draft (San Francisco Giants – second round, 1993 as a high school senior and Kansas City Royals – 55th round, 1996). He started 119-of-145 games during his three-year baseball career and was a part of the Dukes' 1995 NCAA playoff team.

PERSONAL: A four-sport letterman (football, basketball, baseball and track) at Kecoughtan High School in Hampton, VA, Brooks was an all-area, all-district and all-region selection as a senior, recording 27 receptions for 620 yards and eight touchdowns. He was an all-district pick in baseball and led his team to the state finals. He was selected the defensive MVP of the basketball team while helping lead that squad to the regional title. Barry Macey Brooks majored in health sciences at James Madison.



Dexter Coakley

Linebacker

5'10" ★ 215 ★ 10/20/72

Appalachian State

D-3a for '97

NFL: 2nd Year ★ Cowboys: 2nd Year



GAMES/STARTS (regular season, playoffs): 1997 (16/16).

PRO: Although he entered the NFL as a third round draft choice, the expectations for Dexter Coakley were extremely high. He disappointed no one. Expected to win a starting job at the weakside linebacker position, Coakley did so with relative ease. As anticipated, he was a potent playmaker, and he provided a spark for the NFL's second ranked defensive unit all year. Despite the fact that he was an undersized rookie from a small college, he made an impression on the rest of the NFL and played with the poise of a seasoned veteran. None of these accomplishments came as a surprise to Coakley, who has been exceeding expectations and beating the odds throughout his entire athletic career. What he lacks in size, he more than makes up for in quickness, speed (4.47) and intensity. His enthusiasm for the game, aggressive nature and determination to succeed are perhaps the best package of attributes that any Dallas rookie has brought to the organization in recent history. Coakley was one of nine rookie draft choices to make the roster, and he was the first of five to start for Dallas in 1997.

1997: Coakley was awarded the starting job at weakside linebacker following a scrimmage with the Oakland Raiders (7/31) in training camp. He started the first preseason game the following weekend and never relinquished his grip on the position. By season's end, Coakley was the NFL's leader among all rookies in tackles with 136 stops – a total that was third on the Cowboys defensive list. He set a Dallas record for tackles by a rookie, topping Robert Jones'



standard of 108 in 1992, and he was named to the All Rookie teams that were selected by *Pro Football Weekly* and *Football News*. His 2.5 sacks were the most by a Dallas rookie since Russell Maryland registered 4.5 in 1991, and his sack total was good for seventh place among all NFL rookie defenders in 1997. Coakley was the club leader in tackles for a loss with 10 stops for losses totaling 11 yards. He was named the NFL's Defensive Rookie of the Month for October after tallying 31 tackles, one tackle for a loss, one quarterback pressure and a fumble return for a touchdown. He reached double figures in tackles in six of the final eight games and seven times for the season. Coakley broke out of the gate with a very fast start in the season opener at Pittsburgh (8/31), becoming the first rookie to start a season opener for Dallas since Robert Jones started at MLB in 1992. Coakley led the team with eight tackles in his first NFL game, and he also added his first career interception, making him the first rookie linebacker to record an interception for Dallas since Dixon Edwards had one against Cincinnati (10/13/91). He was just as impressive the following week at Arizona (9/7) with eight stops, two tackles for losses, two quarterback pressures and a pass deflection. He also had a sack in overtime that forced a Kent Graham fumble that Randall Godfrey recovered. In a Monday night game at Washington (10/13), Coakley displayed his talents in front of a national audience with substance and flair. He was second on the defense in tackles with 11 stops, and he also picked up a Redskin fumble and returned it 16 yards for his first career touchdown, making him the first rookie defender to record a touchdown for Dallas since Dixon Edwards had one against Cincinnati (10/13/91). It was also the first fumble return for a touchdown by a Dallas rookie since Larry Cole ran one back 21 yards at Washington on Nov. 17, 1968. He registered a career-high 12 tackles at Green Bay (11/23) while adding four tackles for a loss, tying the club record in that category. He also had a sack in the Packer game and went over the 100-tackle mark for the season. Four days later, he tied for second on the team with a career-high tying 12 tackle performance against Tennessee (11/27). In the process, he broke Robert Jones single-season record for tackles by a rookie of 108 stops. He recorded his sixth double digit tackle game of the season with 10 stops against Carolina (12/8). He registered his seventh double figure tackle game with 10 stops in the season finale against the N.Y. Giants (12/21), while also adding his tenth tackle for a loss.

COLLEGE: Coakley recorded a school record 616 tackles and 13 forced fumbles in his brilliant career at Appalachian State. He also registered double figure tackle totals in 37 games while at ASU, and he had seven games with at least 20 stops. Coakley was a first-team Division I-AA All-America and the Southern Conference Defensive Player of the Year as a sophomore, junior and senior, and, in his first year at ASU, he was named the conference's Defensive Freshman of the Year. In 1995, he was named the inaugural recipient of the Buck Buchanan Award, which honors the nation's best Division I-AA defensive player, and he went on to bring home the same award following his senior season in 1996. Coakley was also named the Southern Conference's Athlete of the Year as a junior and senior, marking just the seventh time in conference history that one individual had earned that distinction in consecutive years. As a senior, he accumulated a career-high 166 tackles, and he was named the league's Defensive Player of the Week after having 20-tackle performances in games against Wake Forest, East Tennessee State and Furman. In all, Coakley recorded at least 15 tackles in seven of the Mountaineers 11 games in 1996, and he averaged 15.1 stops-per-game. As a junior, he averaged 13.6 tackles-per-game in 11 regular season outings (150 total). Coakley was the defensive spark behind a Mountaineer team that went undefeated in the regular season and finished the year 12-1 after losing to Stephen F. Austin in a second round playoff game.

PERSONAL: A native of Mt. Pleasant, SC, Coakley graduated from Wando High School, where he earned four letters in football. He was the team's Most Valuable Player twice and was twice named all-conference as a defensive back. Coakley posted 295 tackles in his final two years of high school ball and was named his school's athlete of the year as a senior. He also lettered in wrestling. Coakley majored in communications and advertising at Appalachian State and worked in the school's sports information office. Dexter served as a celebrity escort in the annual Children's Cancer Fund Fashion Show this spring which raised over \$200,000 for pediatric oncology research.

COAKLEY'S COWBOYS TOTALS


| Year | Tackles | | | Sacks | Tkl/ Loss | QB Press. | Passes Def. | For. Fum. | Special Teams | | |
|------|---------|------|------|-----------|--------------|--------------|----------------|--------------|---------------|------|------|
| | Solo | Ast. | Tot. | | | | | | Solo | Ast. | Tot. |
| 1997 | 88 | 68 | 136 | 2.5 (-19) | 10 (-11) | 4 | 3 | 1 | 6 | 1 | 7 |

| Year | Pass Interceptions | | | | Long | TD | Year | Opponents' Fumbles Recovered | | | | TD |
|------|--------------------|------|------|------|------|------|------|------------------------------|------|------|------|----|
| | No. | Yds. | Avg. | Long | | | | No. | Yds. | Avg. | Long | |
| 1997 | 1 | 6 | 6.0 | 6 | 0 | 1997 | 1 | 16 | 16.0 | 16 | 0 | |

SINGLE-GAME BESTS

Tackles - 12 @ Green Bay, 11/23/97 and vs. Tennessee, 11/27/97
 Solo Tackles - 7 @ Washington, 10/13/97 and @ Green Bay, 11/23/97
 Assists - 6 four times, last vs. Carolina, 12/8/97
 Tackles for Losses - 4 @ Green Bay, 11/23/97
 Quarterback Pressures - 2 @ Arizona, 9/7/97





Richie Cunningham

Kicker

5'10" ★ 167 ★ 8/18/70

Southwestern Louisiana

FA for '97

NFL: 2nd Year ★ Cowboys: 2nd Year

**GAMES/STARTS** (regular season, playoffs): 1997 (16/0).

PRO: The Cowboys lost one of the most accurate kickers in NFL history to free agency following the 1996 season when Chris Boniol left for Philadelphia, so they once again dipped into the free agent pool to find a replacement. Richie Cunningham won the Dallas job and proved to be as accurate as his predecessor. He finished 1997 second in the NFL in field goal accuracy, connecting on 91.9% of his attempts (34-of-37). He also registered the Cowboys third longest streak of consecutive field goals made when he connected on 18 straight attempts. This effort propelled him to All-Pro and Kicker of the Year honors. Cunningham is the seventh player to kick for Dallas in the last nine years, and he is the fourth to gain his first NFL experience as a Cowboy.

1997: Cunningham finished his first NFL season as the second most accurate kicker in the league, first in the NFC, with a 91.9% accuracy rate (34-of-37). This percentage is the second highest field goal percentage in team history. His 34 field goals led the NFL, and his 37 field goal attempts tied for the NFC lead, third in the NFL. He opened his NFL career by connecting on a career-long 53-yard field goal in the season opener at Pittsburgh (8/31). This 53-yarder was the fourth longest debut field goal in NFL history. The next week at Arizona (9/7), he made five-of-six field goal attempts, becoming just the fourth player in club history to attempt six or more field goals in a game. He connected on five-of-five field goals the following week against Philadelphia (9/15) to total 15 of Dallas' 21 points. Cunningham earned NFC Special Teams Player of the Month honors for September by connecting on 15-of-16 field goal attempts and tying for the NFL lead with 53 points in four games. His 19-yard field goal at Washington (10/13) gave him 19 FGs in his first six career games, breaking Jan Stenerud's NFL mark of 18 set in 1967. He hit all four field goal attempts at Philadelphia (10/26). Cunningham connected on his first career game-winning field goal against Washington (11/16), hitting from 40 yards out with 0:04 remaining in the game to give Dallas a 17-14 victory over the Redskins. With no field goal attempts against Tennessee (11/27), his club record streak of consecutive games with a made field goal was stopped at 12. He made his 33rd field goal of the season against Carolina (12/8), breaking Boniol's club record of 32 (1996). Cunningham missed his only attempt in the season finale against the N.Y. Giants (12/21), snapping his streak of 18 consecutive field goals made – the third longest streak in team history. Cunningham earned first-team All-Pro honors from the Associated Press and *The Sporting News* while being named the NFC Kicker of the Year by the NFL Players Association and Special Teams Rookie of the Year by *Sports Illustrated*.

1996: Cunningham went to training camp with Green Bay but was released prior to the season.

1994: Cunningham battled Boniol for the Dallas kicking job but was released in preseason.

COLLEGE: A four-year letterman at Southwestern Louisiana, Cunningham assumed the regular field goal duties as a junior after handling mostly kickoff duties his first two years. As a junior in 1991, he was 5-of-11 on field goals, including a 50- and 46-yarder in a 13-12 win over Northern Illinois. As a senior, Cunningham led the 1992 Ragin' Cajuns with 39 points on 8-of-10 field goals attempts and 15-of-15 PATs. His 49-yard field goal provided the winning margin in a 17-14 win over Western Kentucky, and he hit a career-high three field goals against Tulsa. He was 14-of-21 on field goal attempts, with a long of 50, and 31-of-32 extra point attempts in his collegiate career.

PERSONAL: Richard Anthony Cunningham lettered three times in football and baseball, and once each in tennis and track, at Terrebonne, La, High School. He was named as one of the schools' Athletes of the Year after leading the baseball team to a district title as a senior. Cunningham, who earned a bachelor's degree in marketing, is currently involved with the development of The Happy Days Foundation, which benefits underprivileged children in need of healthcare. With his "Kick for Kids" program, Richie and wife Kristin work with local corporations to provide healthcare needs for underprivileged children. During the offseason, he pursues his interest in the healthcare industry by working for a physician practice management company of Premier, Inc.

CUNNINGHAM'S COWBOYS TOTALS

| Year | PAT | Scoring | | Long | Points | Field Goal Accuracy | | | | |
|------|-------|---------|----|------|--------|---------------------|-------|-----|-------|------|
| | | FG | FG | | | 30-39 | 40-49 | 50+ | Total | Pct. |
| 1997 | 24-24 | 34-37 | 53 | 126 | 1-1 | 9-9 | 7-10 | 1-1 | 34-37 | .919 |

SINGLE-GAME BESTS

Points – 16 @ Arizona 9/7/97
 FG Att. – 6 @ Arizona 9/7/97
 FGs – 5 @ Arizona 9/7/97 and vs. Philadelphia, 9/15/97

Long FG – 53 @ Pittsburgh, 8/31/97
 PATs – 4 @ Pittsburgh, 8/31/97



Billy Davis

Wide Receiver

6'1" ★ 205 ★ 7/6/72

Pittsburgh

FA for '95

NFL: 4th Year ★ Cowboys: 4th Year

GAMES/STARTS (regular season, playoffs): 1995 (16/0, 3/0), 1996 (13/0, 2/0), 1997 (16/0). Total - 45/0, 5/0.

PRO: Billy Davis came to the Cowboys in 1995 as an unheralded and undrafted talent out of Pittsburgh, a long-shot to make the team at wide receiver. He went on to earn a roster spot in training camp with his instincts and a valuable ability to play special teams, and three years later he is ready to make an impact on the field as a receiver. Fresh off signing a new three-year contract, the 1998 season should be a breakout year for Davis, who will be battling for a starting job opposite Michael Irvin and seeing plenty of balls come his way in new head coach Chan Gailey's multiple wide receiver sets. Davis has the size and strength to compete as a NFL wide receiver, and his versatility on special teams, providing the team an athletic coverage player, has proven to be an added bonus. With a third NFL season under his belt, he will be looking to provide the Cowboys with more offensive help while continuing to anchor one of the league's top special teams units.

1997: After two seasons as a special teams contributor, Davis started the 1997 season with high hopes on offense, leading the NFL in preseason with 23 receptions and 403 yards. He also tied for second in the NFL with three TDs and led the league in total yards from scrimmage. In the regular season, Davis came on to record his first career receptions, finishing the year with three catches for 33 yards. All three of his receptions were clutch third down catches that gave Dallas a first down. He was still a valuable part of a special teams unit that led the NFL in kickoff coverage, finishing third on the team with 20 special teams tackles - tops among offensive players. In the season opener at Pittsburgh (8/31), he was second on the team with three special teams tackles and forced a fumble on a third quarter kickoff return. The next week at Arizona (9/7), he recorded the first reception of his career on a nine-yard pass from Aikman. The next time Dallas faced the Cardinals (11/9), Davis recorded his second career reception with a 12-yard catch. His final reception of the season came against Darrell Green in the Cowboys 17-14 come-from-behind win over Washington (11/16). He also added two special teams tackles on the day. The Redskins game started a streak of five straight games where Davis would record two or more special teams tackles. He had two special teams tackles at Green Bay (11/23), a team-high three against Tennessee (11/27), three against Carolina (12/8) and tied for the team lead with two at Cincinnati (12/14).

1996: Despite missing three games with a broken bone in his right foot, Davis led all offensive players and tied for third on the team with 17 special teams tackles in 1996. He opened the season with two special teams stops against the N.Y. Giants (9/8), but on Sept. 11, he fractured the fifth metatarsal in his right foot in practice and underwent surgery on Sept. 12. He was inactive the next three weeks against Indianapolis (9/15), at Buffalo (9/22) and at Philadelphia (9/30). He returned to the line-up against Arizona (10/13) and recorded two special teams tackles. In four of the next seven games, Davis would lead or tie for the team lead in special teams tackles. He tied for the lead with two against Atlanta (10/20) and three against Philadelphia (11/3), and he led the team with three against Green Bay (11/18) and Washington (11/18). In addition, he helped limit Super Bowl XXXI MVP Desmond Howard of the Packers to a 4.7 yard average on three punt returns and a 20.0 yard average on six kickoff returns. He helped limit the Redskins Brian Mitchell to two punt returns for four yards and three fair catches on seven punts. In postseason, Davis was second on the team with three special teams tackles, including a team-high two at Carolina (1/5/97).

1995: Davis became the only rookie-free agent to make the team out of training camp when his play on special teams earned him a roster spot in 1995. He went on to finish fifth on the team with 16 special teams tackles, second among offensive players and rookies. With Davis' help, the Cowboys closed the 1995 season ranked seventh in the league in kickoff coverage, allowing just 19.5 yards-per-return. He started his career off in style, recording two special teams tackles at the N.Y. Giants (9/4) in a 35-0 Dallas win. He came back to lead the team in special teams tackles at Washington (10/1), recording another pair of tackles. In November, Davis tied for second on the team with a pair of special teams tackles against Philadelphia (11/6) and Kansas City (11/23). To show his versatility and a "team first" attitude during training camp, Davis also experimented with a move to safety over the final two weeks of the preseason before returning to wide receiver.


COLLEGE: As a senior, Davis had the most productive season of his Pitt career, collecting a career-high 51 receptions to finish third on Pitt's all-time receptions list with 120 catches. With 731 receiving yards as a senior, Davis finished fifth on the Panthers' all-time receiving yardage chart with 1,680 career yards. He posted a career-high 10 receptions for 135 yards against Rutgers in the final game of his career, while leading the team with nine touchdown grabs on the year. Davis finished third on the team with 24 receptions for a team-high 346 yards as a junior, and as a sophomore, he was the third leading receiver with 34 catches for 503 yards and three scores.



PERSONAL: William Augusta Davis III was an all-district, all-city and all-regional quarterback at Irvin High School in El Paso, TX, where he threw for 1,200 yards as a senior. He also punted and played defensive back. In the spring, he competed in the pole vault, 100-meter and 200-meter dashes. Davis majored in economics at Pitt.

DAVIS' COWBOYS TOTALS

| Year | Receiving | | Avg. | Long | TD | Additional Statistics |
|------|-----------|------|------|------|----|--|
| | No. | Yds. | | | | |
| 1997 | 3 | 33 | 11.0 | 12 | 0 | Special Teams Tackles: 1995 (6-10 - 16); 1996 (9-5 - 17); 1997 (10-10 - 20); Postseason: 1995 (0-1 - 1); 1996 (3-0 - 3). |



Wendell Davis

Cornerback

5'10" ★ 183 ★ 6/27/73

Oklahoma

D6 for '96

NFL: 3rd Year ★ Cowboys: 3rd Year



GAMES/STARTS (regular season, playoffs): 1996 (13/0, 0/0), 1997 (15/0). Total - 28/0, 0/0.

PRO: Wendell Davis has the characteristics that Cowboys coaches like in their cornerbacks; an explosive burst out of his backpedal, speed to stay with receivers on deep routes and the ability to play the run. After showing marked improvement over the last two years, Davis will be competing with a group of young defensive backs for the third corner position and playing time in the Cowboys' nickel packages. With 19 special teams tackles over the past two seasons, he will also continue to provide Dallas with good, productive special teams play in 1998.

1997: Davis saw extended action on the Cowboys special teams during his second season, while also seeing action in Dallas' nickel packages. After undergoing arthroscopic surgery on Jan. 17 to repair a lateral meniscus tear in his right knee suffered at Washington (12/22/96), he returned to practice and was performing well in training camp before spraining his left knee in a July 30 workout. He underwent arthroscopic surgery on Aug. 1 and returned to practice Aug. 17. Davis registered two special teams tackles in the season opener at Pittsburgh (8/31), while seeing late action at right cornerback. He recorded his first tackle of the season at Arizona (9/7), and he registered his second tackle against Chicago (9/28) while filling in for Kevin Smith, who suffered a bruised knee. Davis also forced a fumble on a third quarter kickoff against the Bears. He recorded a special teams tackle against Carolina (12/8) and saw action at right cornerback when Kevin Mathis left the game with bruised ribs. He registered a tackle playing in nickel packages at Cincinnati (12/14), and he tallied a tackle against the Giants (12/21) while seeing action in nickel packages. He finished the year with four tackles on defense and seven on special teams.

1996: Davis saw most of his action as a rookie on special teams, finishing sixth on the team with 12 special teams tackles. Davis also saw action in the Cowboys secondary, tallying nine tackles and a pass defended. After starting the season on the practice squad, he was moved to the active roster Sept. 6. He recorded two special teams tackles against Arizona (10/13) and at Miami (10/27) before leading the team with three special teams tackles against Philadelphia (11/3). When Deion Sanders suffered back spasms and Alundis Brice tore his ACL at Arizona (12/8), Davis saw extensive playing time at cornerback, recording a career-high four tackles and a pass defended. Davis tied his season-high with four defensive tackles in the season finale at Washington (12/22). He was inactive for both of the Cowboys playoff games with a sprained right knee suffered at Washington. Davis was the Cowboys sixth-round draft pick (207th overall).

COLLEGE: Davis, who started his collegiate career at Coffeyville, Kan., Community College, finished his senior year at Oklahoma with 25 tackles, two tackles for losses and five passes defended. After transferring to Oklahoma and redshirting a year, Davis saw action in every game as a junior, recording 44 tackles, a tackle for a loss, two passes defended, an interception and a fumble recovery. Davis was an All-America honorable mention and was ranked by *SuperPrep* magazine as the third-best junior college player in the nation at Coffeyville Community College after recording 49 tackles, 17 passes defended and five interceptions in 1993.

PERSONAL: Davis was a two-time all-city linebacker for North High School in Wichita, KS, where he also contributed on the offensive side of the ball as a fullback. He was a three-year starter and led the team in tackles as a junior and senior. The sociology major was also a member of the basketball and track teams.

W. DAVIS' COWBOYS TOTALS

| Year | Tackles | | | Sacks | Tkl/ Loss | QB Press. | Passes Def. | For. Fum. | Special Teams | | |
|--------|---------|------|------|-------|-----------|-----------|-------------|-----------|---------------|------|------|
| | Solo | Ast. | Tot. | | | | | | Solo | Ast. | Tot. |
| 1996 | 6 | 3 | 9 | 0.0 | 0 | 0 | 1 | 0 | 4 | 8 | 12 |
| 1997 | 2 | 2 | 4 | 0.0 | 0 | 0 | 0 | 1 | 3 | 4 | 7 |
| Totals | 8 | 5 | 13 | 0.0 | 0 | 0 | 1 | 1 | 7 | 12 | 19 |



Jason Garrett

Quarterback

6'2" ★ 195 ★ 3/28/66

Princeton

FA for '93

NFL: 6th Year ★ Cowboys: 6th Year



GAMES/STARTS (regular season, playoffs): 1993 (6/1, 0/0), 1994 (4/1, 0/0), 1995 (1/0, 0/0), 1996 (1/0, 1/0), 1997 (1/0). Total - 13/2, 1/0.

PRO: Jason Garrett has become a valuable commodity to the Dallas Cowboys as a back-up quarterback. While spending most of the last five seasons as Dallas' third quarterback, he was responsible for relaying the offensive plays to quarterback Troy Aikman in the huddle. This year, Garrett gains even more responsibility as he helps execute new head coach Chan Gailey's offense as the Cowboys' No. 2 quarterback. A favorite of Cowboys fans everywhere, Garrett began his career as an undrafted rookie and spent two seasons on NFL practice squads, sandwiched around stints in the Canadian Football League, the World League of American Football and a year coaching at his alma mater, before making Dallas' active roster in 1993.

1997: Garrett was inactive for the first 15 games before seeing his only action of the year in the season finale against the N.Y. Giants (12/21). In the fourth quarter, he completed 10-of-14 passes for 56 yards while leading Dallas on three drives.

1996: Garrett was inactive for 13 regular-season games and one postseason game in 1996 while not playing at Philadelphia (9/30) and against Arizona (10/13). He led three fourth quarter drives at Washington (12/22), completing all three of his passes for 44 yards and guiding Dallas to its only touchdown of the day. He saw his first career postseason action against Minnesota (12/28) in a Wildcard playoff game, leading the Cowboys to a field goal on two-of-two passing for 14 yards.

1995: Garrett was inactive as the third quarterback in 18-of-19 games. His only game action was in the fourth quarter against San Francisco (11/12) when Aikman (bruised left knee) and Wade Wilson (lacerated left hand) were both injured. Garrett completed four-of-five passes for 46 yards, including an eight-yard touchdown pass to Michael Irvin.

1994: After being inactive for the first 10 games, Garrett saw action against Washington (11/20), replacing Aikman (sprained knee) and Peete (sprained thumb), who were injured during the game. In only his second NFL start, he led Dallas to a 42-31 come-from-behind victory against Green Bay (11/24) with a club record 36 second-half points. He led the team to scores on six consecutive drives, including five straight second-half touchdowns, after the Packers had taken a 17-3 lead. He finished the day 15-of-26 for 311 yards, two touchdowns and one interception. Garrett received a game ball from the coaches, earned NFC Offensive Player of the Week honors and was the NFL/Miller Lite Player of the Week.

1993: Garrett moved onto the active roster in 1993, and he moved ahead of Hugh Millen on the depth chart after passing for 549 yards and three touchdowns in the preseason. His first critical playing time came against the N.Y. Giants (11/7) when Aikman strained his left hamstring. Garrett orchestrated two scoring drives and completed five-of-six passes for 34 yards. The following week against Phoenix (11/14), Garrett earned his first NFL start in the Cowboys 20-15 win. He moved into the third quarterback spot and was deactivated for the final seven regular season games and all three postseason games with the mid-November signing of Bernie Kosar.

1992: Garrett attended training camp with Dallas, but he was released on the final roster cut, signing onto the practice squad the following day. Garrett started the year with San Antonio of the World League, but was released so he could sign with Dallas.

1991: Garrett opened the World League season as the starting quarterback for the San Antonio Riders, but he suffered a separated shoulder in the season opener. He rebounded to complete 60-of-113 passes for 609 yards, three touchdowns and three interceptions. Following his World League season, he joined the Ottawa RoughRiders of the Canadian Football League for 13 games, seeing very limited action.

1989-90: After going undrafted in the 1989 NFL Draft, Garrett signed with New Orleans as a free agent and spent the year on the Saints' developmental roster before being released prior to the 1990 season. He spent 1990 as an assistant coach at Princeton before joining the World League in the spring of 1991.

COLLEGE: An honorable mention All-America selection at Princeton as a senior, Garrett established NCAA Division I-AA records for single-season completion percentage (68.2%) and lowest percentage of passes intercepted (1.0%). As the 1988 Ivy League Player of the Year, Garrett completed 204-of-299 passes for 2,217 yards, 12 touchdowns and three interceptions. Despite playing only two seasons at Princeton, Garrett finished his career second on the school's all-time passing list with 4,274 yards, including a career-high 309 yards on 25-of-31 passing against Lehigh as a junior.



PERSONAL: Garrett was an all-league safety and quarterback at University High School in Chagrin, OH. He also lettered in basketball and baseball, earning all-league honors in basketball. Born in Abington, PA, to Dallas Cowboys scout Jim Garrett, Jason and his family followed his father's coaching career with stops in Pennsylvania, Florida, Dallas, New Jersey, Houston, New Orleans and finally Cleveland. Jason has seven brothers and sisters, including Judd, an assistant coach with New Orleans, and John, an assistant coach with Cincinnati. Jason is very active in the community, visiting patients at Children's Medical Center of Dallas monthly and holding a summer youth football camp benefiting Spina Bifida Association and Irving Infant Intervention Center. Jason earned his degree in history from Princeton, where he met his wife, Brill, also a graduate of Princeton. Jason and Brill have both served as model escorts for the annual Children's Cancer Fund (of Dallas) Fashion Show.

GARRETT'S COWBOYS TOTALS

| Year | Passing | | | | | | Sacks/ Yards | Rating |
|--------|---------|-------|-------|-------|----|------|-----------------|--------|
| | Att. | Comp. | Yards | Pct. | TD | Int. | | |
| 1993 | 19 | 9 | 61 | 47.4 | 0 | 0 | 16/6 | 54.9 |
| 1994 | 31 | 16 | 315 | 51.6 | 2 | 1 | 68/2/13 | 95.5 |
| 1995 | 5 | 4 | 46 | 80.0 | 1 | 0 | 24/0/0 | 144.8 |
| 1996 | 3 | 3 | 44 | 100.0 | 0 | 0 | 32/0/0 | 118.8 |
| 1997 | 14 | 10 | 56 | 71.4 | 0 | 0 | 12/2/18 | 78.3 |
| Totals | 72 | 42 | 522 | 58.3 | 3 | 1 | 68/5/37 | 89.0 |


Playoffs

| | | | | | | | | |
|------|---|---|----|-------|---|---|--------|------|
| 1996 | 2 | 2 | 14 | 100.0 | 0 | 0 | 12/0/0 | 95.8 |
|------|---|---|----|-------|---|---|--------|------|

| Year | Rushing | | | | Long | TD |
|--------|---------|------|------|------|------|----|
| | No. | Yds. | Avg. | Yds. | | |
| 1993 | 8 | -8 | -1.0 | 0 | 0 | 0 |
| 1994 | 3 | -2 | -0.7 | 0 | 0 | 0 |
| 1995 | 1 | -1 | -1.0 | -1 | 0 | 0 |
| Totals | 12 | -11 | -0.9 | 0 | 0 | 0 |

SINGLE-GAME BESTS

Passing Yards - 311 vs. Green Bay, 11/24/94
 Attempts - 26 vs. Green Bay, 11/24/94
 Completions - 15 vs. Green Bay, 11/24/94
 Touchdowns - 2 vs. Green Bay, 11/24/94



Randall Godfrey

Linebacker

6'2" ★ 237 ★ 4/6/73

Georgia

D-2b for '96

NFL: 3rd Year ★ Cowboys: 3rd Year



GAMES/STARTS (regular season/ playoffs): 1996 (16/6, 1/1), 1997 (16/16). Total - 32/22, 1/1.

PRO: When the Dallas Cowboys drafted Randall Godfrey in 1996 (second round, 49th overall), they were looking for an aggressive linebacker that could provide depth in the linebacking corps and contribute on special teams. Godfrey provided more than depth as he earned the starting strongside linebacker job midway through his rookie season. With his ability to cover running backs and tight ends in pass patterns and fill rushing lanes, he has not relinquished the strongside spot since. Godfrey's physical and active style of play fits the Cowboys defensive scheme, and Dallas coaches keep raising the bar of expectations they have for him.

1997: Godfrey followed up a successful rookie season with an even better second year, recording 149 tackles (second on the team), seven tackles for losses (second on team), six quarterback pressures, two passes defended and a sack. He led or tied for the team lead in tackles five times in 1997. He opened his sophomore campaign by registering seven tackles at Pittsburgh (8/31) and helping hold the Steelers to 174 total yards. He tied for the team lead with 11 tackles the next week at Arizona (9/7). Godfrey earned a game ball by totaling eight tackles and a tackle for a loss against Chicago (9/28). He registered nine tackles at the Giants (10/5) before recording his first NFL sack (splitting two sacks), while recording eight tackles at Washington (10/13). He earned his second game ball when he led the team with a career-high 14 tackles, two quarterback pressures and a tackle for a loss against Arizona (11/9). Godfrey totaled 11 tackles, a quarterback pressure and a tackle for a loss against Washington (11/16) before registering 11 tackles at Green Bay (11/23). He recorded 12 tackles against Tennessee (11/27) on Thanksgiving Day, and he opened the month of December by tying his career-high with 14 tackles against Carolina (12/8). He led the team with 10 tackles at Cincinnati (12/14), and he closed out the season with his seventh consecutive, eighth of the season, double digit tackle game with 12 stops, a pass defended and a tackle for a loss against the Giants (12/21).

1996: Godfrey saw special teams and spot linebacker duty during the first half of his rookie season before taking over the starting strongside linebacker job for the final six weeks. At Philadelphia (9/30), he knocked away a pass intended for Eagles running back Ricky Watters in the end zone to prevent a touchdown while playing linebacker in the Dallas goal-line defense. Godfrey led the team with three special teams tackles at Miami (10/27), and he registered two



special teams tackles against Philadelphia (11/3) and at San Francisco (11/10). When he moved into the starting line-up against Green Bay (11/18), he became the first rookie to start at strong-side linebacker for Dallas since Randy Shannon started against San Francisco on Oct. 15, 1989. Godfrey recorded four tackles in his debut against the Packers. He registered nine tackles the next week at the N.Y. Giants (11/24). At Arizona (12/8), Godfrey ran down Cardinals running back Leeland McElroy following a 32-yard run and forced a fumble, while also adding five tackles. Godfrey recorded three quarterback pressures and three tackles against New England (12/15) before tallying nine tackles at Washington (12/22). He recorded one tackle against Minnesota (12/28) in a wild card playoff game before suffering a sprained right ankle in the second quarter. His ankle injury forced him to miss the divisional playoff game at Carolina (1/5/97).

COLLEGE: Godfrey, a preseason All-America as a senior, missed four games with a severely pulled hamstring, but finished the season with 35 tackles, three tackles for losses and two passes defended. As a junior, Godfrey finished second on the team with 102 tackles, two sacks, 10 tackles for losses, five passes defended and a fumble recovery. A first-team All-SEC choice as a sophomore, Godfrey led the Bulldogs with 114 tackles, and he registered double digit tackle totals in five games. Godfrey was named SEC Freshman of the Year, Freshman All-SEC and Freshman All-America in 1992 as he became the first true freshman in Georgia school history to lead the team in tackles (114).

PERSONAL: Godfrey was a *USA Today* and *SuperPrep* magazine first-team All-America, as well as Class AAAA all-state and all-south first-team after leading Lowndes County High in Valdosta, GA, with 111 tackles, six sacks, two interceptions and four passes broken up as a senior. He also lettered in track and was the basketball team's MVP. While attending Georgia, the Consumer Economics major was a volunteer speaker at Barrow Elementary School in Athens, Ga., educating children on the importance and interrelation of fitness and education. Godfrey has served as a model escort for the Children's Cancer Fund (of Dallas) Fashion Show. He also holds a summer football camp in Valdosta for area youth.

GODFREY'S COWBOYS TOTALS

| Year | Tackles | | | Sacks | Tkl/ Loss | QB Press. | Passes Def. | For. Fum. | Special Teams | | | | |
|--------|---------|------|------|-------|--------------|--------------|----------------|--------------|---------------|------|------|---|----|
| | Solo | Ast. | Tot. | | | | | | Solo | Ast. | Tot. | | |
| 1996 | 21 | 10 | - | 31 | 0.0 | 1(-1) | 5 | 1 | 1 | 8 | 1 | - | 9 |
| 1997 | 76 | 73 | - | 149 | 1.0(-5) | 7(-18) | 6 | 2 | 0 | 0 | 2 | - | 2 |
| Totals | 97 | 83 | - | 180 | 1.0(-5) | 8(-19) | 11 | 3 | 1 | 8 | 3 | - | 11 |

Playoffs


| | | | | | | | | | | | | | |
|------|---|---|---|---|-----|---|---|---|---|---|---|---|---|
| 1996 | 1 | 0 | - | 1 | 0.0 | 0 | 0 | 0 | 0 | 0 | 0 | - | 0 |
|------|---|---|---|---|-----|---|---|---|---|---|---|---|---|

Opponents' Fumbles Recovered

| Year | No. | Yds. | Avg. | Long | TD |
|------|-----|------|------|------|----|
| 1997 | 1 | 0 | 0.0 | 0 | 0 |

SINGLE-GAME BESTS

Total tackles - 14 vs. Arizona, 11/9/97; and vs. Carolina, 12/8/97
Solo tackles - 10 vs. Carolina, 12/8/97
Assists - 8 @ Ariz., 9/7/97 and @ Green Bay, 11/23/97
QB Pressures - 3 vs. New England, 12/15/96



Toby Gowin

Punter

5'10" ★ 167 ★ 3/30/75
University of North Texas
FA for '97

NFL: 2nd Year ★ Cowboys: 2nd Year



GAMES/STARTS (regular season, playoffs): 1997 (16/0).

PRO: With the departure of John Jett in free agency in 1997, the Cowboys were in need of a dependable, consistent punter to step into action. Cowboys' kicking coach Steve Hoffman once again found just the player Dallas needed in Toby Gowin. Only the fourth Dallas punter since 1984 (Mike Saxon, 1985-92; Buzz Sawyer 1987; John Jett 1993-96), Gowin stepped into the spotlight as a rookie free agent at training camp and did not disappoint. A long distance punter who averaged almost 41 yards-per-punt throughout his collegiate career at the University of North Texas (30 minutes north of Dallas), he showed from the start of training camp that his punts' superior hang time would allow the Cowboys coverage teams time to get downfield and make plays. He also brought that skill to the kickoff duties, placing kicks near the goal line with 5.0-plus second hang times. These attributes should make Gowin a mainstay in the Dallas kicking game for many years.

1997: Gowin finished his first NFL campaign by establishing a Dallas rookie record for punts in a season with 86, breaking Mike Saxon's rookie mark of 81 set in 1985 and tying Saxon's club record for punts in a season set in 1986. At 41.8 yards-per-punt, Gowin posted the third highest average by a rookie punter in Dallas history, and he also finished second in the NFL among all rookie punters with a 35.4-yard net average. Gowin placed 30.2% (26-of-86) of his punts inside the



opponent's 20 yard line, fourth best in the NFC. In addition to handling the punting chores for Dallas, Gowin was responsible for kickoff duties, putting his average kickoff inside the four-yard line and helping Dallas lead the NFL with an opponent's average drive start at the 22.5-yard line. His 12 touchbacks on 78 kickoffs were the seventh best figure in the NFC and 11th best in the NFL. His very first NFL punt went 54 yards at Pittsburgh (8/31), and he finished the day with a 46.3-yard average (41.3 net) on four punts. He also had three touchbacks on eight kickoffs. The next week at Arizona (9/7), Gowin averaged 46.8 yards on a season-high eight punts, including four 50+ yarders, and he added three more touchbacks on six kickoffs. The biggest day of Gowin's young career came against Chicago (9/28), when he established a club record by averaging 55.3 yards-per-punt (six punts for 332 yards), topping the mark of 53.4 set by Ron Widby against New Orleans on Nov. 3, 1968. That average included a 72-yard punt, which was the second longest punt in the NFC in 1997 and the longest by a Cowboy since Danny White hit a 73-yarder against the L.A. Rams on Oct. 14, 1979. He also posted a season-high 44.8 net average against the Bears. Gowin's record setting performances continued at Washington (10/13). By placing five of his six punts inside the Redskins' 20-yard line, he tied the club record for punts inside the 20 in a game. Washington's starting field position following punts that night came at the 17, 20, one, seven, 18 and 12-yard lines. Gowin didn't limit his play to punting the ball, recording a key special teams tackle at Philadelphia (10/26) to bring down Mark Seay following a 33-yard punt return. In the cold wind of Lambeau Field, Gowin averaged 43.0 yards-per-punt on six kicks at Green Bay (11/23). He then came back four days later and averaged 46.5 yards-per-punt (41.8 net) against Tennessee (11/27) on Thanksgiving Day. Gowin took over the holding duties on field goals and extra points in the second quarter against Carolina (12/8) when Eric Bjornson suffered a fractured left fibula.

COLLEGE: As a senior at North Texas, Gowin was an All-Big West first-team selection after ranking 15th in the nation with a 44.3 yard average on 89 punts. Gowin was named to the Associated Press All-America third team, becoming the first Eagle to earn major college All-America honors since NFL Hall of Famer Joe Greene in 1969. He had a career-long 92-yard punt against Vanderbilt while averaging 48.6 yards on eight punts. As a junior, he ranked 19th in the nation with a 42.1 yard average. Gowin was an Academic All-Southland Conference choice as a sophomore.

PERSONAL: Gowin was an all-state, all-east Texas and all-District kicker at Jacksonville, TX, High School (located 130 miles southeast of Dallas). As a senior, he averaged 38.5 yards-per-punt while converting 30-of-32 extra point attempts and five-of-eight field goal attempts. Gowin was born March 30, 1975 in Jacksonville and received his degree in kinesiology from the University of North Texas. He and wife Niki, a former Dallas Cowboys Cheerleader, live in Irving, TX.

GOWIN'S COWBOYS TOTALS

| Year | No. | Yards | Avg. | Long | TB | IN | Bik. | Ret. | Ret. Yds. | Net |
|------|-----|-------|------|------|----|----|------|------|-----------|------|
| 1997 | 86 | 3,592 | 41.8 | 72 | 9 | 26 | 0 | 40 | 365 | 35.4 |

Additional Statistics
Special Teams Tackles: 1997 (3-1 -4).

SINGLE-GAME BESTS

Punts - 8 @ Arizona, 9/7/97
Gross Average - 55.3 vs. Chicago, 9/28/97
Net Average - 44.8 vs. Chicago, 9/28/97
Inside the 20 - 5 @ Washington, 10/13/97
Long - 72 vs. Chicago, 9/28/97



Dale Hellestrae

Guard/Center

6'5" ★ 291 ★ 7/11/62

Southern Methodist

T(Raiders) '90

NFL: 14th Year ★ Cowboys: 9th Year



GAMES/STARTS (regular season, playoffs): 1985 (4/0-Buff), 1986 (8/0-Buff), 1987 (IR-Buff), 1988 (16/2, 2/2-Buff), 1989 (IR-Raid), 1990 (16/0), 1991 (16/0, 2/0), 1992 (16/0, 3/0), 1993 (16/0, 3/0), 1994 (16/0, 2/0), 1995 (16/0, 3/0), 1996 (16/0, 2/0), 1997 (16/0). Total - 156/2, 17/2 (Dallas 128/0, 15/0).

PRO: Playing a position that only gets noticed when something goes wrong, Dale Hellestrae (HELL-u-stray) has been a pillar of consistency as the Cowboys deep snapper over the last eight years. Since his arrival, the Cowboys have not had a punt blocked or a snap fumbled in 538 regular-season punts, helping Dallas establish a club record with 545 consecutive punts without a block. Dallas also has not had a fumbled snap in 294 consecutive field goal attempts (regular and postseason). Hellestrae's precision snapping has led the Cowboys to record setting performances punting and kicking the football the past three seasons. He not only provides consistent, dependable snaps, but he also provides Dallas with a reliable back-up center and guard who has played in 143 consecutive games for Dallas.



1997: Hellestrae was again at the center of record setting performances by the Dallas special teams. First-year kicker Richie Cunningham connected on a club record 34 field goals, helping him finish second among all NFL players with 126 points. Cunningham connected on 91.9% (34-of-37) of his field goal attempts, the second highest percentage in the NFL and in team history. Rookie punter Toby Gowin averaged 41.8 yards on a team record 86 punts, and he placed 30.2% (26-of-86) inside the opponent's 20 yard line, fourth best in the NFC. Following his precision punt snapping, Hellestrae got down field to register a special teams tackle against Philadelphia (9/15), at Philadelphia (10/26), against Arizona (11/9), against Washington (11/16) and at Green Bay (11/23).

1996: Hellestrae's precise deep snapping led to exceptional kicking game performances in 1996. Chris Boniol broke his own team record by connecting on 27 consecutive field goal attempts while making 32-of-36 (88.9%), the second highest percentage in the NFL. Boniol's 32 field goals set a Cowboys record for field goals made in a season, helping him finish fifth in the NFL in scoring with 120 points. Punter John Jett established a career-high by averaging 42.6 yards-per-punt, and he finished sixth in the NFC by landing 29.7% (22-of-74) of his punts inside the 20 yard line. Hellestrae also recorded a special teams tackle at Philadelphia (9/30) and against Arizona (10/13).

1995: Hellestrae led the Cowboys special teams to record performances in 1995. Boniol established a Dallas team record by connecting on 96.4% (27-of-28) of his field goal attempts, including 25 consecutive attempts. Boniol accounted for 27 points, the most points ever by a Cowboys kicker, and ranked fifth in the NFL (among all players) in scoring. Jett placed 17-of-53 punts (32.1%) inside the 20 yard-line, the third highest average in the NFC and eighth highest in the NFL. The only action Hellestrae saw with the offensive unit came in the fourth quarter against Philadelphia (11/6) at center. Hellestrae recorded a special teams tackle against San Francisco (11/12), Washington (12/3) and at Philadelphia (12/10) before tallying one special teams tackle in Super Bowl XXX against Pittsburgh (1/28/96).

1994: Hellestrae once again led the special teams units to lofty NFL rankings. Jett ranked sixth in the NFC with a 41.9 average, while rookie kicker Boniol finished the year ranked fourth in the NFC, seventh in the NFL, (among all players) with 114 points. Hellestrae saw fourth quarter action at center against Arizona (10/9) and took over at center in the third quarter against Philadelphia (10/16). He filled in at left and right guard, in short yardage situations, after injuries hobbled Nate Newton and Derek Kennard against the N.Y. Giants (11/7). He also took over at left guard for Newton for a couple of plays against Washington (11/20). Hellestrae added five special team tackles to lead all non-defensive players.

1993: The Dallas special teams units were among the NFL's elite in a number of categories in 1993 as Jett finished the season third in the NFC in net punting (37.7), kicker Eddie Murray established a Dallas single season record by hitting 28 field goals in only 14 games and Joe Avezzano was named 1993 Special Teams Coach of the Year by the NFL's special teams coaches. At the center of all these great performances was Hellestrae, the Cowboys deep snapper. Hellestrae ended the season with seven special teams tackles to lead all non-defensive players.

1992: With Hellestrae at center, the Cowboys special teams flourished. Kicker Lin Elliott had the most points (119) by a NFL rookie in seven years, and punter Mike Saxon extended his regular-season string of consecutive punts without a block to 204. Hellestrae saw his only duty with the offensive unit when he played right guard against Chicago (12/27).

1991: He saw considerable action at center against Atlanta (12/22) when Stepnoski was injured in the first half, playing an important role in Dallas' 31-27 come-from-behind victory.

1990: Hellestrae was acquired from the Los Angeles Raiders on Aug. 20 for the Cowboys seventh round draft choice in 1991. Hellestrae, who has played every position on the offensive line during his pro career, backed up at both guard and center, while also deep snapping.

1989: He signed as a Plan B free agent with the Raiders after four seasons with Buffalo but spent 1989 on injured reserve after breaking his leg in training camp.

1988: Hellestrae had his most productive year in 1988 when he started at right guard in the final two games of the season and in the Bills' two playoff games, including the AFC Championship Game against Cincinnati.

1987: Hellestrae missed the 1987 season after being placed on injured reserve with a hip injury.

1986: He played in the first two games before a broken wrist kept him out the next eight games.

1985: Drafted in the fourth round (112th overall) by Buffalo, Hellestrae missed the final 12 games of his rookie year with a broken thumb.

COLLEGE: A four-year letterman and two-year starter for Southern Methodist University, Hellestrae earned All-Southwest Conference honors as a senior in 1984. The Mustangs tallied a 45-5-1 record during his stint there and participated in the Cotton, Sun and Aloha Bowls. While at SMU, he played his college home games in Texas Stadium.

PERSONAL: Dale Robert Hellestrae was an all-state pick at Saguaro High School in Scottsdale, AZ. He spent one year at the Marine Military Academy in Harlingen, TX, after high school. Dale earned his degree in business administration from SMU and owns and operates a Cookie Bouquet franchise in Phoenix, AZ. In the spring of 1998, Hellestrae served as color analyst for a FOX Sports broadcast of a NFL Europe game. He has also hosted weekly radio shows in Dallas and Phoenix. He and his wife Brooke have two daughters, Hillary (2/17/92) and Kendyll (2/7/95).


HELLESTRAE'S COWBOYS TOTALS

Special Teams Tackles

Regular Season: 1990 (0-3 - 3), 1991 (0-1 - 1), 1992 (4-2 - 6), 1993 (4-3 - 7), 1994 (4-1 - 5), 1995 (0-3 - 3),

1996 (0-2 - 2), 1997 (0-5 - 5), Totals (12-20 - 32).

Playoffs: 1992 (1-0 - 1), 1993 (2-0 - 2), 1995 (1-0 - 1), Totals (4-0 - 4)



Nate Hemsley

Linebacker

6'0" ★ 219 ★ 5/5/74

Syracuse

FA for '97

NFL: 1st Year ★ Cowboys: 1st Year

58

GAME STARTS (regular season, playoffs): 1997 (2/0).

PRO: Nate Hemsley was signed as a member of the Cowboys practice squad on Sept. 3 after spending his rookie training camp with the Tennessee Oilers, who released him just prior to the start of the '97 season. He was activated to the Cowboys active roster on Dec. 10. Hemsley impressed Dallas coaches with his quickness in breaking to the ball and his strong work habits. He is an undersized linebacker who is smart and uses his quickness to make plays all over the field. He will be given the opportunity to make the Dallas roster in 1998 on the strength of his potential as an outside linebacker and as an aggressive special teams player. He was originally signed by Tennessee as a rookie free agent.

1997: After being released by the Oilers at the conclusion of training camp, Hemsley spent the majority of 1997 on the Cowboys practice squad. His effort and performance in practice made an impact on the Dallas coaching staff, and Hemsley was activated for the team's final two games of the season. After displaying strong potential as a special teams performer, Hemsley recovered an on-side kick and registered a special teams tackle in his very first NFL game at Cincinnati (12/14). One week later, while seeing action at linebacker, he recorded one tackle for a loss of four yards in the season finale against the Giants (12/21) at Texas Stadium.

COLLEGE: Hemsley was a first-team All-Big East selection as a senior after leading Syracuse with 106 tackles. He tied for third on the team with six tackles for losses and had three sacks. He also registered four quarterback pressures and three passes defended. As a junior, Hemsley finished second on the team with 119 tackles and 3.5 sacks while starting 11 games at outside linebacker. He finished second on the team with nine tackles and three tackles for losses in the Gator Bowl. Hemsley recorded 10 tackles and a fumble recovery against Oklahoma in the first game of his sophomore season before suffering a season-ending knee injury. He played in all 11 games as a redshirt freshman in 1993 and led the Orangemen with 81 tackles, while also registering two tackles for losses, two passes defended and a blocked kick.

PERSONAL: Nathaniel Richard Hemsley was a three-year letterman for Delran, NJ, High School, earning several second-team All-America honors, as well as All-Freedom League, All-Burlington County and Defensive Player of the Year honors. He was a retail marketing major at Syracuse.

HEMSLEY'S COWBOYS TOTALS

| Year | Tackles | | Tot. | Sacks | Tk/L | QB | Passes | For. | Special Teams | | |
|-----------|---------|------|------|-------|-------|--------|--------|------|---------------|------|------|
| | Solo | Ast. | | | Loss | Press. | Def. | | Fum. | Solo | Ast. |
| 1997..... | 1 | 0 | 1 | 0.0 | 1(-4) | 0 | 0 | 0 | 1 | 0 | 1 |



Chad Hennings

Defensive Tackle

6'6" ★ 291 ★ 10/20/65

Air Force Academy

D11 for '88

NFL: 7th Year ★ Cowboys: 7th Year

95

GAMES/STARTS (regular season, playoffs): 1992 (8/0, 3/0), 1993 (13/0, 2/0), 1994 (16/0, 2/0), 1995 (16/7, 3/0), 1996 (15/15, 2/2), 1997 (11/10). Total - 79/32, 12/2.

PRO: Since joining the Cowboys in 1992 after fulfilling his four years of required duty with the United States Air Force, Chad Hennings has become a stalwart on Dallas' defensive line. In his six seasons with the team, the Dallas defense has finished as one of the top three units in the league four times (first in 1992 and 1994; second in 1997; third in 1996) and has never finished below 10th. In the last four seasons, Hennings ranks behind only Pro Bowl defensive end Tony Tolbert among defensive linemen in tackles (48.3 per season), quarterback pressures (21.3) and sacks (5.5). This level of play is the reason the Cowboys were willing to wait four years for Henning's services after selecting him in the 11th round of the 1988 NFL Draft.



1997: Despite missing over five games due to a groin injury, Hennings still finished the year second among defensive linemen (eighth overall) with 51 tackles, while finishing third on the team in sacks (4.5) and tying for fifth in quarterback pressures (six). He opened the season with three tackles and a sack at Pittsburgh (8/31) while helping limit the Steelers to 174 yards of total offense. Hennings scored his first career touchdown the next week at Arizona (9/7) when he returned a Kent Graham fumble four yards for a score. He saw limited first quarter action against Philadelphia (9/15) before re-aggravating a strained groin suffered during practice. Because of his groin injury, he was inactive against Chicago (9/28), saw limited action at the N.Y. Giants (10/5) and was inactive at Washington (10/13), against Jacksonville (10/19), at Philadelphia (10/26) and at San Francisco (11/2). He returned to the starting line-up against Arizona (11/9) and recorded three tackles while helping limit the Cardinals to 50 rushing yards on 19 carries (2.6 avg.). Hennings registered half a sack and three tackles against Washington (11/16) before totaling eight tackles, a sack, a pass defended and a quarterback pressure at Green Bay (11/23). Against Tennessee (11/27) on Thanksgiving Day, he led all defensive linemen with 10 tackles while adding a pressure and a tackle for a loss. Hennings totaled seven stops against Carolina (12/8) and four tackles at Cincinnati (12/14). He recorded a career-high 11 tackles in the season finale against the N.Y. Giants (12/21) while adding 1.5 sacks, three pressures and a tackle for a loss.

1996: Hennings stepped into the starting lineup at left tackle and recorded career-highs with 30 quarterback pressures and five tackles for losses. He tied for second on the team with 4.5 sacks while recording 51 tackles, two passes defended, two forced fumbles, a fumble recovery and a blocked kick. Hennings recorded a season-high seven tackles at Chicago (9/2) before registering six stops against the N.Y. Giants (9/8) while helping limit them to 105 yards of total offense. Against Indianapolis (9/15), he led the team with four pressures while adding four tackles. He tallied five tackles and a tackle for a loss at Buffalo (9/22) and then recorded three tackles and 1.5 sacks at Philadelphia (9/30). Hennings recorded a career-high five quarterback pressures against Arizona (10/13). He recorded two tackles, three pressures and a pass defended against Atlanta (10/20), and he registered four pressures against Philadelphia (11/3). Against Green Bay (11/18), he recorded three tackles, a sack, a tackle for a loss, a quarterback pressure and a forced fumble. Hennings blocked his first career field goal attempt against Washington (11/28) while leading the team with four pressures. At Arizona (12/8), he recorded five tackles, a sack, a forced fumble, a batted pass and two pressures. He totaled four tackles and a fumble recovery against New England (12/15) before being inactive for the season finale at Washington (12/22) to rest his ailing elbows. Hennings tallied three tackles, a pass defended and a quarterback pressure against Minnesota (12/28) in a wild card playoff game before registering three tackles in the divisional playoff game at Carolina (1/5/97). Following the season, Hennings had surgery to remove loose bones from both elbows.

1995: As an integral part of the Cowboys three tackle rotation, Hennings recorded a career-high 56 tackles while tying for second on the team in sacks (5.5) and finishing third in quarterback pressures (22). Against Denver (9/10), he deflected a second quarter John Elway pass that was intercepted, and he recovered a fourth quarter fumble. Hennings tied his season-high with four quarterback pressures against Green Bay (10/8), two weeks before logging five tackles at Atlanta (10/29). He got his first career start the next week against Philadelphia (11/6) and recorded six stops. Hennings registered a career-high nine tackles and one and a half sacks while starting at right tackle at Philadelphia (12/10). He started at right tackle against the N.Y. Giants (12/17) and recorded four stops, a sack and three quarterback pressures. He started at left tackle at Arizona (12/25) and contributed four tackles while helping limit the Cardinals to 63 yards rushing. Hennings recorded his first career postseason sack, to go with three tackles and two quarterback pressures, against Philadelphia (1/7/96). He recorded two tackles while sacking Pittsburgh quarterback Neil O'Donnell twice in Super Bowl XXX (1/28/96).

1994: Hennings took advantage of the extra playing time created by the free agency departures of Jimmie Jones and Tony Casillas to set a career-high with 7.5 sacks while adding 27 quarterback pressures. His 7.5 sacks, second on the team, were the most sacks by a Dallas defensive tackle since Danny Noonan recorded 7.5 in 1988. Hennings received a game ball in the season opener when he recorded three tackles, three quarterback pressures and his first NFL sack at Pittsburgh (9/4). Against Philadelphia (10/16), he received another game ball for his two sack, two tackle, three quarterback pressure performance. He also added his first NFL fumble recovery against the Eagles. Hennings received his third game ball of the season against the N.Y. Giants (11/7) when he recorded four tackles, 1.5 sacks, three quarterback pressures and his first career forced fumble. He tied for the team lead and established a career high with four quarterback pressures against Washington (11/20).

1993: Hennings saw action in 13 games and finished with 17 tackles and five quarterback pressures. He had two tackles against Green Bay (10/3) and saw considerable action at right tackle in third down passing situations at Philadelphia (10/31). The next week against the N.Y. Giants (11/7), Hennings played almost half of the defensive snaps at right tackle, recording three tackles and three quarterback pressures. He registered three tackles while playing left tackle in passing situations against Phoenix (11/14) and recorded two tackles while relieving Casillas at left tackle against Philadelphia (12/6). In Super Bowl XXVIII against Buffalo (1/30/94), Hennings recorded a tackle, two quarterback pressures and a pass defended.

1992: Hennings, who had been away from football while serving a four-year Air Force commitment, made his return to the game in 1992. He was de-activated for the first five games and was in uniform for Kansas City (10/18), but did not play. Following his de-activation for the Raiders



(10/25) and Philadelphia (11/1) contests, Hennings requested, and was granted, an opportunity to play on special teams. He tied for the team lead in special teams tackles and played some at defensive tackle against Detroit (11/18). He appeared some at defensive end against the Cardinals (11/22), N.Y. Giants (11/26), Eagles (1/10/93) and Bills (1/31/93). He had three additional tackles in the postseason.

COLLEGE: The 1987 All-America and Outland Trophy winner at the Air Force Academy, Hennings set a Western Athletic Conference record with 24 sacks to earn WAC Defensive Player of the Year honors. As a senior against Wyoming in the season opener, Hennings had seven tackles, three sacks, one fumble recovery and three batted passes, including one that was intercepted.

PERSONAL: As a pilot of the A-10 tankbuster (also known as the 'Warthog'), Hennings was stationed in London the two years preceding his arrival in Dallas. In the final days of the Gulf War, he escorted the planes that dropped supplies to the Kurds in northern Iraq and southern Turkey as part of 'Operation Provide Comfort.' He underwent pilot training at Sheppard Air Force Base in Wichita Falls, TX, approximately 100 miles northwest of Dallas. He is currently a Captain in the active reserves, serving as a Liaison Officer for the Air Force Academy. He is a native of Elberon, IA (pop. 150), where he grew up on a 900-acre farm. He was a two-time, all-state football player and state-champion wrestler at Brenton Community High School. A former member of the 4-H Club and Future Farmers of America, Hennings earned his degree in management at the Air Force Academy. In May of 1996, Hennings was a member of the first class inducted into the Independence Bowl Hall of Honor. He and his wife Tammy have a son, Chase, and a daughter, Brenna.


HENNINGSS' COWBOYS TOTALS

| Year | Solo | Tackles | | Tot. | Sacks | QB Press. | Tk/ Loss | Passes Def. | For. Fum. | Blk. Kicks |
|-----------------|------|---------|---|------|-------------|-----------|----------|-------------|-----------|------------|
| | | Ast. | | | | | | | | |
| 1992 | 1 | 1 | - | 2 | 0.0 | 0 | 0 | 0 | 0 | 0 |
| 1993 | 6 | 11 | - | 17 | 0.0 | 5 | 0 | 0 | 0 | 0 |
| 1994 | 25 | 10 | - | 35 | 7.5 (-49) | 27 | 3(-6) | 1 | 1 | 0 |
| 1995 | 34 | 22 | - | 56 | 5.5 (-39) | 22 | 1(-1) | 2 | 0 | 0 |
| 1996 | 31 | 20 | - | 51 | 4.5 (-27) | 30 | 5(-14) | 2 | 2 | 1 |
| 1997 | 24 | 27 | - | 51 | 4.5 (-16) | 6 | 2(-6) | 1 | 0 | 0 |
| Totals | 121 | 91 | - | 212 | 22.0 (-131) | 90 | 11(-27) | 6 | 3 | 1 |
| Playoffs | | | | | | | | | | |
| 1992 | 0 | 0 | - | 0 | 0.0 | 1 | 0 | 0 | 0 | 0 |
| 1993 | 0 | 1 | - | 1 | 0.0 | 4 | 0 | 1 | 0 | 0 |
| 1994 | 2 | 2 | - | 4 | 0.0 | 3 | 0 | 0 | 0 | 0 |
| 1995 | 4 | 2 | - | 6 | 3.5 (-23) | 7 | 0 | 0 | 0 | 0 |
| 1996 | 4 | 2 | - | 6 | 0.0 | 1 | 0 | 1 | 0 | 0 |
| Totals | 10 | 7 | - | 17 | 3.5 (-23) | 16 | 0 | 2 | 0 | 0 |

| Year | Opponents' No. | Fumbles Recovered | Yds. Avg. | | Long | TD |
|--------|----------------|-------------------|-----------|----|------|----|
| | | | | | | |
| 1994 | 1 | 0 | 0.0 | 0 | 0 | 0 |
| 1995 | 1 | 0 | 0.0 | 0 | 0 | 0 |
| 1996 | 1 | 0 | 0.0 | 0 | 0 | 0 |
| 1997 | 1 | 4 | 4.0 | 4t | 1 | 1 |
| Totals | 4 | 4 | 1.0 | 4t | 1 | 1 |

ADDITIONAL STATISTICS
Special Teams Tackles: 1992 (7-3 - 10)
Kickoff Returns: 1993 (1 ret., 7 yds.)

SINGLE GAME BESTS
 Tackles - 11 vs. N.Y. Giants, 12/21/97
 Solo Tackles - 7 vs. N.Y. Giants, 12/21/97
 Assists - 6 vs. Tennessee, 11/27/97
 QB Pressures - 5 vs. Arizona, 10/13/96
 playoffs - 4 vs. Pittsburgh, 1/28/96
 Sacks - 2 vs. Philadelphia, 10/16/94
 playoffs - 2 vs. Pittsburgh, 1/28/96



Tony Hutson

Tackle/Guard

6'3" ★ 313 ★ 3/13/74

N.E. Oklahoma State

FA for '96

NFL: 2nd Year ★ Cowboys: 2nd Year



GAMES/STARTS (regular season, playoffs): 1996 (PS, 0/0), 1997 (5/1). Total - 5/1, 0/0.

PRO: Tony Hutson enters the 1998 season as one of the team's top backups at both the tackle and guard positions. That is a long way from where Hutson was just prior to the NFL Draft in 1996 when he had a benign tumor removed from his lung, a condition that prevented him from being drafted. He signed as a free agent with the Cowboys, and his dedication and work ethic gave him the chance to compete for a roster spot as a rookie. Overcoming this serious roadblock to start his career, Hutson won himself a roster spot midway through the 1997 season. With his natural strength and outstanding foot quickness, the Dallas coaching staff believe Hutson possesses all the tools to be a player in the NFL.

1997: Hutson re-signed with Dallas on March 24, but he then suffered a ligament injury in his right wrist during offseason workouts. The injury required surgery on June 5 and forced him to miss most of training camp, limiting his action to the final two preseason games. He was released on Aug. 24 and then re-signed to the practice squad Aug. 26, where he worked until being moved




to the active roster on Nov. 4. He saw his first NFL action at right tackle for Erik Williams for three plays against Arizona (11/9) when Williams was forced to get his sprained right ankle re-taped. The next week against Washington (11/16), Hutson, playing in just his second NFL game, earned his first career start, replacing Williams, who was still bothered by the sprained right ankle, at right tackle. Hutson was part of a unit that allowed just one sack in 46 pass plays as Dallas posted a 17-14 come-from-behind win over the Redskins. With Williams' return to action the following week, Hutson did not play at Green Bay (11/23). He did get back on the field at right tackle against Carolina (12/8) when Williams suffered strained ribs. After sitting out the Cincinnati (12/14) game, Hutson saw second half action at left guard against the N.Y. Giants (12/21).

1996: Hutson spent the entire regular season as a member of the Cowboys practice squad. He benefited from daily competition with Leon Lett, Chad Hennings and the rest of the Dallas defensive front. The year in training served as an excellent opportunity for Hutson, who was making the transition from small college football to the NFL. He was added to the Cowboys active roster for the Divisional Playoff Game at Carolina (1/5/97), but he was deactivated for game day.

COLLEGE: As a senior at Northeastern Oklahoma State, Hutson was a NAIA All-America and an All-Oklahoma Intercollegiate Conference first-team choice. He was a key factor in the team averaging 203.2 rushing yards-per-game in 1995. Hutson also earned NAIA All-America and all-conference honors as a junior when the Redmen rolled up an average of 214 rushing yards-per-game. Prior to attending Northeastern Oklahoma, Hutson was a two-time all conference selection at Kilgore (TX) Junior College in 1992 and 1993.

PERSONAL: Hutson was an all-state, All-Greater Houston and all-district selection at MacArthur High School in Houston, Texas.



Michael Irvin

Wide Receiver

6'2" ★ 207 ★ 3/5/66

Miami

D-1 for '88

NFL: 11th Year ★ Cowboys: 11th Year



GAMES/STARTS (regular season, playoffs): 1988 (14/10), 1989 (6/6), 1990 (12/7), 1991 (16/16, 2/2), 1992 (16/14, 3/3), 1993 (16/16, 3/3), 1994 (16/16, 2/2), 1995 (16/16, 3/3), 1996 (11/11, 2/2), 1997 (16/16). Total - 139/128, 15/15.

PRO: With each pass reception and receiving yard gained, Michael Irvin adds to his Cowboys records for career receptions (currently 666), yardage (10,680) and consecutive games with a reception (108). In all, Irvin owns or is tied for 20 Cowboys receiving records, including nearly every major career or single-season standard. In the 1990s, Irvin's consistent ability to achieve at the highest level has established his place among the game's elite receivers. He is ranked 11th in NFL history on the all-time reception list, and he is 12th in league history in receiving yardage. Irvin is just 33 receptions shy of moving into the NFL's all-time top 10 list for pass receptions (Gary Clark, 699), and he is 176 yards short of moving into the all-time top 10 list for career receiving yardage (Clark, 10,856). Irvin has been selected to five of the last seven Pro Bowls, giving him two more Pro Bowl appearances than any other wide receiver in club history. He is the only Cowboys player to top 75 catches in five straight seasons (1991-1995), and his reception and yardage totals for six of the last seven years represent six of the top seven single-season performances in club history: 1997 (75 receptions for 1,180 yards); 1995 (111 for 1,603); 1994 (79 for 1,241), 1993 (88 for 1,330), 1992 (78 for 1,396) and 1991 (93 for 1,523). Irvin also stands alone as the club record holder in terms of most consecutive seasons leading the team in receptions (seven, from 1991 to 1997) and most total seasons in leading the club in receptions (seven). He has led or tied for the team lead in catches in 73 of the past 110 regular-season games. Including playoffs games, he has a catch of 20-yards-or-more in 110 of the 154 NFL games he's played, including 89 of the past 116 games. Irvin's career receiving average of 16.0 is the fourth highest in team history, and he is second on the club's all-time receiving touchdown list with 61 - trailing only Bob Hayes (71). Of his 666 career regular-season catches, 90 have gone for 20-29 yards, 30 for 30-39, 16 for 40-49, nine for 50-59 and nine for 60 yards-or-more. Irvin has a club record 43 career 100-yard receiving games, and the Cowboys have a 33-10 record when he tops the 100-yard mark. He has started 129 of the last 140 regular season games (143-of-154 including playoffs) he's played since coming into the league in 1988. He has not missed a start due to injury since 1990. His performances in the post-season have been every bit as impressive as his consistent play throughout the regular season. His six career 100-yard receiving days in the postseason are a club record - a total that is just one shy of the NFL mark of seven by Jerry Rice. Irvin's 83 postseason receptions place him second in all-time NFL playoff history behind Rice (120). He currently has eight postseason touchdowns.

1997: Irvin closed his seventh straight season as the Cowboys leader in receptions (75) and receiving yardage (1,180), while also adding nine TD receptions, marking his second highest season total for scoring catches. He finished the year fifth in the NFC (8th in the NFL) in receiving



yardage, while compiling the NFC's seventh highest number of receptions (12th in the NFL). His touchdown reception total was third best in the NFC and sixth overall in the NFL. His yards-per-catch average of 15.7 was fourth best in the NFC and seventh in the NFL (among receivers with 50 or more catches). Irvin also tied for second in the NFL with 14 catches of 25-or-more yards behind only Rob Moore, who led the league with 20 such catches. Irvin, like the rest of the Dallas offensive unit, opened the 1997 season with his top performance of the year at Pittsburgh (8/31). He collected seven catches for a season-high 153 yards and a pair of touchdowns in the 37-7 victory over the Steelers. That outing marked his ninth career 150+ yard receiving day. The following week, in an overtime loss at Arizona (9/7), he registered four receptions for 18 yards, pushing him past the 600 career reception barrier. Irvin posted his second 100-yard receiving day of the season with 105 yards on a team-high six receptions against Chicago (9/28). He also added his third TD reception of the year against the Bears. In the Monday night inaugural at Jack Kent Cooke Stadium in Washington (10/13), he led the team in receiving with five catches for 81 yards and a touchdown. His performance that night included a game-long 42-yard catch, and the 14 yards he picked up on his touchdown reception put him over the 10,000-yard mark for his career, a milestone only 13 other players in NFL history have topped. In the Cowboys 13-12 loss at Philadelphia (10/26), Irvin recorded a reception in his 100th straight game. The following week at San Francisco (11/2), he led the team with six receptions for 51 yards and a TD. In the Cowboys most thrilling win of the season (against Washington - 11/16), Irvin caught a six-yard touchdown pass from Aikman with 1:55 remaining to pull Dallas to within two at 14-12. In the 97-yard game-tying drive, he had four receptions for 64 yards, including a 31-yard grab on fourth down at midfield. He finished the day with a season-high tying seven receptions for 91 yards. On Thanksgiving day, Irvin led the team with two touchdowns and 118 yards receiving on five catches against Tennessee (11/27). It was his second multi-TD game of the season, and he moved past Harold Jackson (10,372 career receiving yards) into 12th place on the NFL's all-time receiving yards list. He picked up his ninth and final TD of the season on a 52-yard catch against Carolina (12/8). The following week, he tied for the team lead with a season-high nine receptions for 117 yards at Cincinnati (12/14). He moved past Ozzie Newsome into 11th place on the NFL's all-time reception list.

1996: Despite missing the first five games of the season as a result of a NFL suspension, Irvin went on to lead the Cowboys in receptions (64) and receiving yardage (962) for the sixth straight season. By leading the team in receptions for his sixth straight year, Irvin broke the club record he shared with Drew Pearson for most consecutive years as the team leader in catches. He also broke the club mark for most seasons as the team leader in receptions with six, another mark he had shared with Drew Pearson and Tony Hill. Over the course of the final 11 games of the season, Irvin accounted for more receiving yardage (962) than any other NFL player. During that same 11 game span, Irving Fryar (Eagles) had 958 yards receiving, while the Rams' Isaac Bruce had 937 yards. Only five receivers had more receptions than Irvin's 64 catches in that 11 game span. Irvin finished the year ranked 11th in the NFC in receiving yardage and 15th in receptions. In his first game action of the season, he tied for the team lead in receptions against Arizona (10/13) with five catches for 51 yards. The following week against Atlanta (10/20), he registered his first 100-yard receiving day of the year with 119 yards on a team-high seven receptions. Two of those receptions gave Dallas field position inside the Falcon five-yard line and set up a pair of Emmitt Smith touchdown runs. Irvin enjoyed one of the most productive days of his entire career at Miami (10/28) when he hauled in a career-high tying 12 receptions for 186 yards (the third highest yardage day of his career and the 13th best in club history). He also recorded one of his two touchdown receptions for the year against the Dolphins - a two yard pass from Aikman that put the Cowboys ahead by a 22-10 score in the third quarter. With six catches for 88 yards at San Francisco (11/10), Irvin passed the 9,000 yard receiving mark for his career, becoming just the 17th player in NFL history to surpass that milestone. One week later against Green Bay (11/18), he led the team with 66 yards receiving on five catches. Irvin recorded the eighth best single game yardage total in club history - and the second best outing of his career - at Arizona (12/8), racking up 198 yards on eight receptions for a 24.8 yards-per-catch average. In that win, Irvin entered the NFL's top-20 all-time reception list at 19, passing Harold Jackson (579) and Mark Clayton (582). He registered the game-winning touchdown at Arizona (12/8) on a 50-yard reception that also moved him into second on the Cowboys receiving touchdown list with career score No. 52 - moving ahead of Tony Hill (51). In the regular season finale at Washington (12/22), Irvin moved past Harold Carmichael into 17th on the NFL's all-time reception list with 591 career catches with one reception. In the first round playoff win over Minnesota (12/28), Irvin led the team with eight receptions for 103 yards - marking his sixth career 100-yard receiving game in the postseason. The following week at Carolina (1/5/97), he suffered a sprained sternoclavicular joint in his right shoulder after making a 22-yard reception on the second play of the game. The injury forced him to miss the remainder of the loss to the Panthers.

1995: In helping the Cowboys to their third Super Bowl title in four years, Irvin enjoyed the finest season of his career, establishing several Dallas single-season and career receiving records, while also setting a NFL record for 100-yard receiving games in a season with 11. Irvin set new team single-season marks for receptions (111), receiving yardage (1,603), consecutive 100-yard receiving games (7) and most 100-yard receiving games (11). In the Cowboys career records department, 1995 was a landmark season for Irvin as he established the following Dallas all-time standards: receptions (breaking Drew Pearson's mark of 489), receiving yardage (breaking Tony Hill's mark of 7,988); consecutive games with a reception (Hill, 72) and 100-yard receiving games (Hill, 26). During the playoffs, Irvin also set new Dallas postseason records for career receptions (breaking Pearson's old mark of 67) and yardage (1,105). His 10 regular season touchdown receptions in



1995 represent an Irvin career best mark and the most by a Dallas receiver since Lance Rentzel had 12 in 1969. Irvin was selected to his fifth consecutive Pro Bowl, the most ever by a Dallas receiver, and he was also a finalist for the Miller Lite NFL Player of the Year Award. His 111 receptions placed him fifth in the final NFL standings, and his 1,603 receiving yards were fourth best in the NFL (fifth best single-season total in NFL history). Irvin also tied Drew Pearson's club mark by leading the team in receiving for the fifth consecutive year. Also, 88 of his 111 catches went for a first down. In the Cowboys' 27-17 win over Pittsburgh (1/28/96) in Super Bowl XXX, Irvin tied for the team lead with five receptions for a team-high 76 yards. He moved past Pearson's club mark of 1,105 career postseason receiving yards in the title game. In the NFC Championship Game against Green Bay (1/14/96), he caught seven passes for 100 yards and two first quarter scores, marking his fifth career 100-yard receiving day in postseason. During that 38-27 title game win, he also became the club's all-time leader in postseason receptions, passing Pearson's record of 67, while also tying Pearson's club mark for touchdown receptions in the postseason with eight. Irvin set the NFL record for 100-yard receiving games in a season against Washington (12/3) in the 13th game of the year with 101 yards on 10 catches. Charlie Hennigan of the Houston Oilers set the previous mark of 10 100-yard receiving games in 1961. In that loss to the Redskins, Irvin also broke his own team record for catches in a single season (93 in 1991). He established the Cowboys career record for receiving yards in the loss to San Francisco (11/12). He also saw his streak of seven straight 100-yard games come to an end in the loss to the 49ers - tying the NFL record for consecutive 100-yard games with Charlie Hennigan and Bill Groman, who both established the mark while playing for Houston during the 1961 season. Against Philadelphia (11/6), he had tied that record with eight catches for 115 yards, his seventh-straight 100-yard game, and in the Cowboys 34-21 win at Oakland (11/19), Irvin eclipsed Pearson's club record for career receptions (489). In the season opener at New York (9/4), he tied Tony Hill's club record for career 100-yard games (26), by registering seven catches for 109 yards. Two weeks later at Minnesota (9/17), Irvin established a new club record for career 100-yard games (27) with eight catches for 107 yards. Against Green Bay (10/8), he had eight catches for a season-high 150 yards, while also establishing a new Dallas record for consecutive 100-yard games by picking up his fourth straight. Irvin previously shared that record with Rentzel. Against Kansas City (11/23), Irvin registered a season-high 11 catches, and his 121 yards against the Chiefs gave him his NFL record-tying 10th 100-yard receiving game of the season. Irvin's previous career best mark and the club record for 100-yard games in a season was seven in 1991. In the win over the Chiefs, Irvin also established a new personal-best for touchdown receptions in a season with nine, and he finished the year with 10. His previous career-high mark was eight touchdowns in 1991. In Atlanta (10/29), Irvin set a new team record for consecutive games with at least one reception (73). He closed the season by becoming the only player in Dallas history to record five consecutive seasons with over 50 receptions (1991-95).

1994: Irvin closed the season with a heroic effort in the NFC Championship Game that left Dallas just short of its third straight Super Bowl appearance. In the 38-28 loss at Candlestick Park (1/15/95), Irvin established Dallas postseason records for receptions (12) and yards (192). He tied Raymond Berry's NFC Championship Game record for receptions (12), while eclipsing Berry's title game mark of 178 yards. Irvin also had touchdown receptions of 44 and 10 yards against San Francisco. The previous week, Irvin led a trio of Dallas receivers who all surpassed the 100-yard receiving barrier in the Cowboys playoff win over Green Bay (1/8/95). Irvin hauled in six catches for 111 yards - joining Jay Novacek (104) and Alvin Harper (108) to mark just the second time in NFL history that three receivers from the same team went over 100 yards in a postseason game. During the regular season, Irvin led Dallas in receptions and yardage for the fourth straight year. He finished the regular season ranked eighth in the NFL in receiving yards (fifth in the NFC) with 1,241. He was also 13th in the NFL in receptions (eighth in the NFC) with 79. His six touchdown catches were second best on the team (Harper, 8), marking the first time since 1989 that Irvin did not lead Dallas in touchdown receptions. His five 100-yard receiving days were highlighted by a pair of 130-yard-plus outings against Pittsburgh (9/4) and Arizona (10/9). While working against Rod Woodson of the Steelers on opening day, Irvin registered eight catches for a regular-season high 139 yards. A month later against the Cardinals, he again had eight catches for 136 yards and a touchdown. Two weeks later in Phoenix (10/23), Irvin picked up his longest scoring reception of the year on a 65-yard bomb from Rodney Peete. He finished that day with five catches for 115 yards and two scoring receptions in the Cowboys 28-21 win. In the Cowboys' NFC East clinching effort at Philadelphia (12/4), Irvin averaged a career-high 29.3 yards-per-catch with four receptions for 117 yards and a score. In that victory at Veterans Stadium, Irvin eclipsed the 400 career catch barrier while surpassing 1,000 yards on the season for a club-record fourth straight year.

1993: Irvin finished second on the NFL receiving yardage chart with 1,330 yards (Rice, 1,503), and his 88 catches were good for third in the league behind Sterling Sharpe (112) and Rice (98). He collected five 100-yard receiving games, and he led or tied for the team lead in receptions or receiving yardage in 14 of the club's 19 games. He earned NFC Player of the Week honors while establishing a career-high for catches in a single game with 12 against San Francisco (10/17) - a total that tied him for the second highest single-game outing in club history. He also recorded a trio of consecutive 100-yard receiving games against Green Bay (155 on 10/3), at Indianapolis (112 on 10/10) and a season-high 168 against the 49ers (10/17). Irvin was limited to just two touchdown receptions in the first 11 games of the season, but added five more in the Cowboys five game winning streak down the stretch that secured the NFC Eastern Division crown. His seven scoring catches led the Cowboys for the fourth straight season. For the second straight season, Irvin led the Cowboys in postseason receptions (16) and receiving yardage (215), including nine receptions



for 126 yards and one touchdown in the divisional playoff win against Green Bay (1/16/94). He closed the year with a third straight Pro Bowl selection.

1992: Irvin finished second in the NFL in receiving yards and seventh in receptions, while topping all of the league's leading receivers with a yards-per-catch average of 17.9 (minimum of 52 catches). He added six 100-yard receiving games during the regular season, and the highlight of those outings was a career high performance of 210 yards on eight catches (three touchdowns) against Phoenix (9/20). In that game, Irvin registered touchdown receptions of 41, four and a career-best 87 yards (fifth longest in club history). He also posted three consecutive 100-yard games against Phoenix, Philadelphia (105 on 10/5) and Seattle (113 on 10/11), while topping the century mark at Detroit (114 on 11/8), against the L.A. Rams (168 on 11/15) and at Washington (105 on 12/13). He recorded six catches in each of the three postseason games (18 total playoff receptions for 288 yards), and topped the year off with 114 yards and a pair of first half touchdown receptions in Super Bowl XXVII. He averaged better than 20 yards-per-catch in five of Dallas' 16 regular season games, and led the team in touchdown catches (7) for the third straight season.

1991: Irvin enjoyed one of the great receiving years in league history en route to earning consensus All-Pro recognition. The NFL Alumni Wide Receiver of the Year set a new team season standard for receiving yards (a league-leading 1,523 yards), and in doing so, he had the sixth highest receiving yardage total in NFL history to that point. Irvin finished second in the NFL in receptions (93), a figure that was, at that time, the eighth best performance in league history. In addition, Irvin set club marks for 100-yard receiving games in a season with seven, tied the Cowboys' record for consecutive 100-yard receiving games with three and caught a career-high eight touchdown passes, the most by a Cowboys player since 1985. In two postseason games, he led Dallas with nine catches for 167 yards. The first Cowboys wide receiver to play in the Pro Bowl since Tony Hill in 1985, Irvin caught eight passes for 125 yards and a touchdown to earn MVP honors in the all-star game. Irvin's most significant catches were against the NFL's best cornerbacks during the Cowboys' five-game winning streak to end the season. During that span, Irvin caught 37 passes, including 11 on third or fourth down for a first down, for 649 yards and four touchdowns. Against Washington (11/24) at RFK, Irvin caught nine passes for 130 yards and one score working mainly against Darrell Green. He caught a 23-yard touchdown pass early in the final quarter, then made a 13-yard grab on third-and-nine late in the game to keep alive Dallas' drive to the game-winning field goal. Four days later against Pittsburgh (11/28) and Rod Woodson, Irvin snared eight balls for 157 yards and a touchdown - a 66-yard catch that saw him change his route to avoid double coverage and break Woodson's tackle near the 10-yard line. Irvin's 29-yard catch on third-and-10 early in the fourth quarter against New Orleans (12/8) gave him team season-records for catches and receiving yards, and maintained Dallas' drive to the game-winning field goal. In Philadelphia (12/15) against a secondary led by Eric Allen, Irvin brought in five passes for 92 yards and one touchdown. Midway through the fourth quarter against the Eagles, he caught a 36-yard pass to set up his four-yard touchdown catch. In the season finale against a Falcons' squad with cornerback Deion Sanders, Irvin had what was then a single-game career-high for catches with 10 and 169 receiving yards to earn NFC Offensive Player of the Week honors. Irvin caught a 58-yard touchdown pass on the game's first series and had five third-down catches that led to first downs.

1990: Irvin battled back from a torn anterior cruciate ligament in his right knee which forced him to miss 14 games (the last 10 of 1989 and the first four games in 1990), to lead Dallas in yards-per-catch and record the team's longest reception. His 20.7 yard average was the highest by a Cowboys player since 1981 when Butch Johnson gained 22.1. Irvin, who scored on every fourth catch in 1990 (five TDs on 20 receptions), made some key plays after returning to the roster on Oct. 9. He caught his first two passes of the season, including a 28-yard touchdown with 0:23 left, in the Cowboys' game-winning drive against Tampa Bay (10/21). Irvin made his first start of the year against San Francisco (11/11), and against the Rams (11/18), he caught touchdown passes of 61 and 10 yards, the Cowboys' first multiple touchdown catch game since he snared a career-high three scoring passes at Washington as a rookie. Against Phoenix (12/16), he grabbed a 41-yard pass to set up Dallas' first touchdown and a 39-yarder to set up his eight-yard touchdown catch.

1989: Irvin was on a pace to collect 69 catches for 1,008 yards, and he was leading the team in receiving yards and touchdown catches before suffering a season-ending knee injury in the sixth game of the year against San Francisco (10/15). Irvin tore the anterior cruciate ligament in his right knee - requiring major surgery and an off-season rehabilitation program that extended into 1990.

1988: As a rookie, Irvin's 20.4 yard-per-catch average led the NFC. He became the first Cowboys' rookie to start a season-opener at wide receiver (at Pittsburgh, 9/4) since Bob Hayes in 1965, and he caught his first career touchdown pass in that game - a 35 yarder from Steve Pelluer. After missing two games with a sprained ankle, Irvin caught six passes for 149 yards and three touchdowns at Washington (12/11). That game, a 24-17 win, marked Irvin's first career 100-yard receiving day and his first multiple touchdown reception game. Irvin was the 11th player and third wide receiver chosen, after Sterling Sharpe (Green Bay) and Tim Brown (Raiders), in the 1988 draft.

COLLEGE: In just three seasons as a starter, Irvin set Miami career records for catches (143), receiving yards (2,423) and touchdown receptions (26). His 11 touchdown catches in 1986 also set a Hurricanes' record. In Miami's 1987 national championship season, Irvin caught touchdown passes of 26 and 73 yards in the fourth quarter to hand No. 2-ranked Florida State its only loss and the game-winning touchdown in the Orange Bowl win over Oklahoma.

PERSONAL: A native of Fort Lauderdale, FL, Michael Jerome Irvin earned all-state honors at St. Thomas Aquinas High School. Also a fine basketball player, Irvin won several slam dunk contests in the Florida area while in college. Michael comes from a family of 17 children and grew up



within three miles of fellow NFL stars and former college teammates Bennie and Brian Blades. Irvin, who earned his degree in business management from Miami, has appeared in "Stay In School" posters sponsored by the Dallas All-Sports Association. Michael teamed up with Southwest Airlines to fly nearly 100 under-privileged children to Austin to spend a day at training camp with the Cowboys. He and wife Sandi have two girls: Myesha and Chelsea and a son, Michael.

IRVIN'S COWBOYS TOTALS

| Receiving | | | | | |
|-----------|-----|--------|------|------|----|
| Year | No. | Yds. | Avg. | Long | TD |
| 1988 | 32 | 654 | 20.4 | 611 | 5 |
| 1989 | 26 | 378 | 14.5 | 651 | 2 |
| 1990 | 20 | 413 | 20.7 | 611 | 5 |
| 1991 | 93 | 1,523 | 16.4 | 661 | 8 |
| 1992 | 78 | 1,396 | 17.9 | 871 | 7 |
| 1993 | 88 | 1,330 | 15.1 | 611 | 7 |
| 1994 | 79 | 1,241 | 15.7 | 651 | 6 |
| 1995 | 111 | 1,603 | 14.4 | 50 | 10 |
| 1996 | 64 | 962 | 15.0 | 61 | 2 |
| 1997 | 75 | 1,180 | 15.7 | 55 | 9 |
| Totals | 666 | 10,690 | 16.0 | 871 | 61 |

| Playoffs | | | | | |
|----------|-----|-------|------|------|----|
| Year | No. | Yds. | Avg. | Long | TD |
| 1991 | 9 | 167 | 18.6 | 25 | 0 |
| 1992 | 18 | 288 | 16.0 | 33 | 2 |
| 1993 | 16 | 215 | 13.4 | 27 | 1 |
| 1994 | 18 | 303 | 16.8 | 53 | 2 |
| 1995 | 13 | 185 | 14.2 | 36 | 3 |
| 1996 | 9 | 125 | 13.9 | 22 | 0 |
| Totals | 83 | 1,283 | 15.5 | 53 | 8 |

| Rushing | | | | | |
|---------|-----|------|------|------|----|
| Year | No. | Yds. | Avg. | Long | TD |
| 1988 | 1 | 2 | 2.0 | 2 | 0 |
| 1989 | 1 | 6 | 6.0 | 6 | 0 |
| 1992 | 1 | -9 | -9.0 | -9 | 0 |
| 1993 | 2 | 6 | 3.0 | 9 | 0 |
| Totals | 5 | 5 | 1.0 | 9 | 0 |

SINGLE-GAME BESTS

Receptions - 12 vs. San Francisco, 10/17/93 and @ Miami, 10/27/96
 plays - 12 @ San Francisco, 1/15/95
 Yards Receiving - 210 vs. Phoenix, 9/20/92
 plays - 192 @ San Francisco, 1/15/95
 Average Yards Receiving - 26.3 twice, vs. Phoenix, 9/20/92, @ Philadelphia, 10/5/92
 plays - 20.8 @ Chicago, 12/29/91
 Long Reception - 871 vs. Phoenix, 9/20/92
 plays - 53 vs. Green Bay, 1/8/95
 Touchdowns - 3 twice, @ Washington, 12/11/88; vs. Phoenix, 9/20/92
 plays - 2 three times, last vs. G.B., 1/14/96

IRVIN GAME-BY-GAME

| | 1988 | | | | | Rec | Yds | Lg | TD |
|------------------------|------|-----|-----|----|--|-----|-----|----|----|
| | Rec | Yds | Lg | TD | | | | | |
| L-@ Pittsburgh 9/4 | 3 | 73 | 35t | 1 | | | | | |
| W-@ Phoenix 9/12 | 1 | 47 | 47 | 0 | | | | | |
| L-N.Y. Giants 9/18 | 6 | 96 | 36 | 0 | | | | | |
| W-Atlanta 9/25 | 1 | 12 | 12 | 0 | | | | | |
| L-@ New Orleans 10/3 | 1 | 19 | 19 | 0 | | | | | |
| L-@ Philadelphia 10/23 | 0 | 0 | 0 | 0 | | | | | |
| L-Phoenix 10/30 | 0 | 0 | 0 | 0 | | | | | |
| L-@ N.Y. Giants 11/6 | 3 | 28 | 12 | 1 | | | | | |
| L-Minnesota 11/13 | 2 | 42 | 28 | 0 | | | | | |
| L-Cincinnati 11/20 | 4 | 94 | 31 | 0 | | | | | |
| L-Houston 11/24 | 1 | 22 | 22 | 0 | | | | | |
| L-@ Cleveland 12/4 | 2 | 37 | 19 | 0 | | | | | |
| W-@ Washington 12/11 | 6 | 149 | 61t | 3 | | | | | |
| W-Philadelphia 12/18 | 2 | 35 | 18 | 0 | | | | | |

| | 1989 | | | | |
|-----------------------|------|-----|-----|----|-----|
| | Rec | Yds | Lg | TD | Rec |
| L-@New Orleans 9/10 | 4 | 53 | 19 | 0 | |
| L-@ Atlanta 9/17 | 5 | 115 | 65t | 1 | |
| L-Washington 9/24 | 5 | 78 | 36 | 0 | |
| L-N.Y. Giants 10/1 | 0 | 0 | 0 | 0 | |
| L-@ Green Bay 10/8 | 6 | 72 | 22 | 1 | |
| L-San Francisco 10/15 | 6 | 60 | 13 | 0 | |

| | 1990 | | | | |
|------------------------|------|-----|-----|----|-----|
| | Rec | Yds | Lg | TD | Rec |
| W-Tampa Bay 10/7 | 0 | 0 | 0 | 0 | |
| L-@ Phoenix 10/14 | 0 | 0 | 0 | 0 | |
| W-@ Tampa Bay 10/21 | 2 | 42 | 28t | 1 | |
| L-Philadelphia 10/28 | 2 | 36 | 29 | 0 | |
| L-@ N.Y. Jets 11/4 | 4 | 93 | 51 | 0 | |
| L-San Francisco 11/11 | 1 | 10 | 10 | 0 | |
| W-@ L.A. Rams 11/18 | 2 | 71 | 61t | 2 | |
| W-Washington 11/22 | 3 | 30 | 12t | 1 | |
| W-New Orleans 12/2 | 1 | 24 | 24 | 0 | |
| W-Phoenix 12/16 | 4 | 91 | 41 | 1 | |
| L-@ Philadelphia 12/23 | 0 | 0 | 0 | 0 | |
| L-@ Atlanta 12/30 | 1 | 16 | 16 | 0 | |

| | 1991 | | | | |
|------------------------|------|-----|-----|----|-----|
| | Rec | Yds | Lg | TD | Rec |
| W-@ Cleveland 9/1 | 9 | 123 | 23 | 1 | |
| L-Washington 9/9 | 4 | 44 | 21 | 1 | |
| L-Philadelphia 9/15 | 1 | 4 | 4 | 0 | |
| W-@ Phoenix 9/22 | 3 | 68 | 26 | 0 | |
| W-N.Y. Giants 9/29 | 6 | 91 | 30 | 1 | |
| W-@ Green Bay 10/6 | 5 | 69 | 19 | 0 | |
| W-Cincinnati 10/13 | 6 | 148 | 61 | 0 | |
| L-@ Detroit 10/27 | 8 | 143 | 22 | 0 | |
| W-Phoenix 11/3 | 4 | 52 | 25 | 0 | |
| L-@ Houston 11/10 | 7 | 84 | 20 | 1 | |
| L-@ N.Y. Giants 11/17 | 3 | 48 | 22 | 0 | |
| W-@ Washington 11/24 | 9 | 130 | 23t | 1 | |
| W-Pittsburgh 11/28 | 8 | 157 | 66t | 1 | |
| W-New Orleans 12/8 | 5 | 101 | 29 | 0 | |
| W-@ Philadelphia 12/15 | 5 | 92 | 36 | 1 | |
| W-Atlanta 12/22 | 10 | 169 | 58t | 1 | |

| | 1992 | | | | |
|------------------------|------|-----|-----|----|-----|
| | Rec | Yds | Lg | TD | Rec |
| W-Washington 9/7 | 5 | 89 | 29 | 0 | |
| W-@ N.Y. Giants 9/13 | 4 | 73 | 27t | 1 | |
| W-Phoenix 9/20 | 8 | 210 | 87t | 3 | |
| L-@ Philadelphia 10/5 | 4 | 105 | 59 | 0 | |
| W-Seattle 10/11 | 6 | 113 | 24 | 0 | |
| W-Kansas City 10/18 | 6 | 84 | 22 | 0 | |
| W-@ L.A. Raiders 10/25 | 3 | 54 | 26 | 0 | |
| W-Philadelphia 11/1 | 2 | 29 | 21 | 0 | |
| W-Detroit 11/8 | 5 | 114 | 57 | 1 | |
| L-L.A. Rams 11/15 | 8 | 168 | 49 | 0 | |
| W-@ Phoenix 11/22 | 1 | 18 | 18 | 0 | |
| W-N.Y. Giants 11/24 | 4 | 37 | 21 | 0 | |
| W-@ Denver 12/6 | 6 | 62 | 15 | 2 | |
| L-@ Washington 12/13 | 5 | 105 | 40 | 0 | |
| W-@ Atlanta 12/20 | 6 | 89 | 37 | 0 | |
| W-Chicago 12/27 | 5 | 46 | 13 | 0 | |

| | 1993 | | | | |
|-----------------------|------|-----|-----|----|-----|
| | Rec | Yds | Lg | TD | Rec |
| L-@Washington 9/6 | 7 | 88 | 18 | 0 | |
| L-Buffalo 9/12 | 8 | 115 | 22 | 0 | |
| W-@Phoenix | 5 | 74 | 22 | 0 | |
| W-Green Bay 10/3 | 7 | 155 | 61t | 1 | |
| W-@Indianapolis | 7 | 112 | 30 | 0 | |
| W-San Francisco 10/17 | 12 | 168 | 36t | 1 | |
| W-@Philadelphia 10/31 | 3 | 36 | 21 | 0 | |
| W-N.Y. Giants 11/7 | 3 | 74 | 46 | 0 | |
| W-Phoenix 11/14 | 4 | 63 | 18 | 0 | |
| L-@Atlanta 11/21 | 1 | 5 | 5 | 0 | |
| L-Miami 11/25 | 3 | 31 | 11 | 0 | |
| W-Philadelphia 12/6 | 6 | 90 | 21 | 1 | |
| W-@Minnesota 12/12 | 8 | 125 | 37 | 1 | |
| W-@ N.Y. Jets 12/18 | 6 | 91 | 42t | 2 | |
| W-Washington 12/26 | 5 | 53 | 16 | 1 | |
| W-@N.Y. Giants 1/2 | 3 | 50 | 22 | 0 | |

| | 1994 | | | | |
|-------------------------|------|-----|----|----|-----|
| | Rec | Yds | Lg | TD | Rec |
| W-Green Bay 1/16/94 | 9 | 126 | 27 | 1 | |
| W-San Francisco 1/23/94 | 2 | 23 | 12 | 0 | |
| W-Buffalo 1/30/94 | 5 | 66 | 20 | 0 | |

| | 1994 | | | | |
|------------------------|------|-----|-----|----|-----|
| | Rec | Yds | Lg | TD | Rec |
| W-@Pittsburgh 9/4 | 8 | 139 | 38 | 0 | |
| W-Houston 9/11 | 3 | 35 | 21 | 0 | |
| L-Detroit 9/19 | 3 | 47 | 20 | 0 | |
| W-@Washington 10/2 | 5 | 49 | 13 | 0 | |
| W-Arizona 10/9 | 8 | 136 | 42 | 1 | |
| W-Philadelphia 10/16 | 2 | 33 | 18 | 0 | |
| W-@Arizona 10/23 | 5 | 115 | 65t | 2 | |
| W-@Cincinnati 10/30 | 5 | 72 | 19 | 1 | |
| W-N.Y. Giants 11/7 | 7 | 118 | 36 | 0 | |
| L-@San Francisco 11/14 | 8 | 94 | 15 | 0 | |
| W-Washington 11/21 | 3 | 36 | 16 | 0 | |
| W-Green Bay 11/24 | 3 | 64 | 35t | 1 | |



Irvin Game-by-Game, 1994 (cont.)

| | Rec | Yds | Lg | TD |
|----------------------|-----|-----|----|----|
| W-@Philadelphia 12/4 | 4 | 117 | 46 | 1 |
| L-Cleveland 12/10 | 7 | 88 | 18 | 0 |
| W-@New Orleans 12/19 | 6 | 71 | 22 | 0 |
| L-@N.Y. Giants | 2 | 27 | 18 | 0 |

Playoffs

| | | | | |
|--------------------------|----|-----|-----|---|
| W-Green Bay 1/8/95 | 6 | 111 | 53 | 0 |
| L-@San Francisco 1/15/95 | 12 | 192 | 44t | 2 |

1995

| | | | | |
|-----------------------|----|-----|-----|---|
| W-@N.Y. Giants 9/4 | 7 | 109 | 43 | 1 |
| W-Denver 9/10 | 6 | 94 | 29 | 0 |
| W-@Minnesota 9/17 | 8 | 107 | 22 | 1 |
| W-Arizona 9/24 | 5 | 105 | 50 | 0 |
| L-@Washington 10/1 | 7 | 105 | 28t | 1 |
| W-Green Bay 10/8 | 8 | 150 | 48t | 1 |
| W-@San Diego 10/15 | 7 | 103 | 28 | 0 |
| W-@Atlanta 10/29 | 10 | 135 | 43t | 1 |
| W-Philadelphia 11/6 | 8 | 115 | 38 | 1 |
| L-San Francisco 11/12 | 4 | 37 | 11 | 1 |
| W-@Oakland 11/19 | 7 | 109 | 36 | 1 |
| W-Kansas City 11/23 | 11 | 121 | 33t | 1 |
| L-Washington 12/3 | 10 | 101 | 20 | 1 |
| L-@Philadelphia 12/10 | 3 | 40 | 18 | 0 |
| W-N.Y. Giants 12/17 | 5 | 90 | 40 | 0 |
| W-@Arizona 12/25 | 5 | 82 | 47 | 0 |

Playoffs

| | | | | |
|-----------------------|---|-----|----|---|
| W-Philadelphia 1/7/96 | 1 | 9 | 9t | 1 |
| W-Green Bay 1/14/96 | 7 | 100 | 36 | 2 |
| W-Pittsburgh 1/28/96 | 5 | 76 | 20 | 0 |

1996

| | | | | |
|---------------------|--|--|--|-----|
| L-@ Chicago 9/2 | | | | DNP |
| W-N.Y. Giants 9/8 | | | | DNP |
| L-Indianapolis 9/15 | | | | DNP |

1996 (cont.)

| | Rec | Yds | Lg | TD |
|------------------------|-----|-----|----|-----|
| L-@ Buffalo 9/22 | | | | DNP |
| W-@ Philadelphia 9/30 | | | | DNP |
| W-Arizona 10/13 | 5 | 51 | 13 | 0 |
| W-Atlanta 10/20 | 7 | 119 | 23 | 0 |
| W-@ Miami 10/27 | 12 | 186 | 61 | 1 |
| L-Philadelphia 11/3 | 7 | 89 | 19 | 0 |
| W-@San Francisco 11/10 | 6 | 88 | 28 | 0 |
| W-Green Bay 11/18 | 5 | 66 | 31 | 0 |
| L-@ N.Y. Giants 11/24 | 6 | 77 | 38 | 0 |
| W-Washington 11/28 | 1 | 5 | 5 | 0 |
| W-@ Arizona 12/8 | 8 | 198 | 55 | 1 |
| W-New England 12/15 | 6 | 76 | 20 | 0 |
| L-@ Washington 12/22 | 1 | 7 | 7 | 0 |

Playoffs

| | | | | |
|---------------------|---|-----|----|---|
| W-Minnesota 12/28 | 8 | 103 | 21 | 0 |
| L-@ Carolina 1/5/97 | 1 | 22 | 22 | 0 |

1997

| | | | | |
|------------------------|---|-----|-----|---|
| W-@ Pittsburgh 8/31 | 7 | 153 | 55 | 2 |
| L-@ Arizona 9/7 | 4 | 18 | 6 | 0 |
| W-Philadelphia 9/15 | 4 | 73 | 27 | 0 |
| W-Chicago 9/28 | 6 | 105 | 26t | 1 |
| L-@ N.Y. Giants 10/5 | 6 | 86 | 36 | 0 |
| L-@ Washington 10/13 | 5 | 81 | 42 | 1 |
| W-Jacksonville 10/19 | 3 | 57 | 27 | 0 |
| L-@ Philadelphia 10/26 | 3 | 57 | 32 | 0 |
| L-@ San Francisco 11/2 | 6 | 51 | 13 | 1 |
| W-Arizona 11/9 | 2 | 36 | 20 | 0 |
| W-Washington 11/16 | 7 | 91 | 31 | 1 |
| L-@ Green Bay 11/23 | 4 | 57 | 35 | 0 |
| L-Tennessee 11/27 | 5 | 118 | 37t | 2 |
| L-Carolina 12/8 | 2 | 67 | 52t | 1 |
| L-@ Cincinnati 12/14 | 9 | 117 | 20 | 0 |
| L-N.Y. Giants 12/21 | 2 | 13 | 7 | 0 |

IRVIN'S REGULAR SEASON TOP GAMES

Receptions

- 12 - San Francisco (10/17/93)
- 12 - @ Miami (10/27/96)
- 11 - Kansas City (11/23/95)
- 10 - Atlanta (12/22/91)
- 10 - @ Atlanta (10/29/95)
- 10 - Washington (12/3/95)
- 9 - @ Cleveland (9/1/91)
- 9 - @ Washington (11/24/91)
- 9 - @ Cincinnati (12/14/97)
- 8 - 13 times, last @ Arizona (12/8/96)

Yards Receiving

- 210 - Phoenix (9/20/92) (8 rec.)
- 198 - @ Arizona (12/8/96) (8 rec.)
- 186 - @ Miami (10/27/96) (12 rec.)
- 169 - Atlanta (12/22/91) (10 rec.)
- 168 - L.A. Rams (11/15/92) (8 rec.)
- 168 - San Francisco (10/17/93) (12 rec.)
- 157 - Pittsburgh (11/28/91) (8 rec.)
- 155 - Green Bay (10/3/93) (7 rec.)
- 153 - @ Pittsburgh (8/31/97) (7 rec.)
- 150 - Green Bay (10/8/95) (8 rec.)

NFL CAREER RECEIVING LEADERS

Career Receptions

- 1. 1,057 Jerry Rice
- 2. 940 Art Monk
- 3. 826 Andre Reed
- 4. 819 Steve Largent
- 5. 807 Henry Ellard
- 6. 764 James Lofton
- 7. 756 Cris Carter
- 8. 750 Charlie Joiner
- 9. 736 Irving Fryar
- 10. 699 Gary Clark
- 11. 666 MICHAEL IRVIN
- 12. 662 Ozzie Newsome

Career Receiving Yards

- 1. 16,455 Jerry Rice
- 2. 14,004 James Lofton
- 3. 13,662 Henry Ellard
- 4. 13,089 Steve Largent
- 5. 12,721 Art Monk
- 6. 12,146 Charlie Joiner
- 7. 11,834 Don Maynard
- 8. 11,764 Andre Reed
- 9. 11,427 Irving Fryar
- 10. 10,856 Gary Clark
- 11. 10,716 Stanley Morgan
- 12. 10,680 MICHAEL IRVIN

Italic - were active in 1997



Daryl Johnston

Fullback

6'2" ★ 242 ★ 2/10/66

Syracuse
D2 for '89

NFL: 10th Year ★ Cowboys: 10th Year

48

GAMES/STARTS (regular season, playoffs): 1989 (16/10), 1990 (16/0), 1991 (16/14, 2/1), 1992 (16/16, 3/3), 1993 (16/16, 3/3), 1994 (16/16, 2/2), 1995 (16/16, 3/3), 1996 (16/15, 2/2), 1997 (6/6). Total - 134/109, 15/14.



PRO: Long respected by teammates for his contribution to the Dallas offense, Daryl "Moose" Johnston has proven himself to be a tireless competitor and team player. Despite nagging injuries throughout his nine seasons, it took a 1997 neck injury to finally force Johnston out of the lineup for the first time in his NFL career. A true iron man, he had never missed an NFL game - playing in 149 straight, including playoffs, before sitting out a game against Jacksonville on Oct. 19, 1997. After undergoing a successful anterior cervical discectomy with fusion at the C-6 and C-7 cervical level in his neck on Oct. 31, 1997 in Dallas, it surprised no one when Johnston declared that he would return to the field in 1998. A tireless worker both on and off the field, it was the same attitude he displayed in overcoming knee and shoulder surgeries in previous seasons. In the first two years the Pro Bowl selected a true fullback (1993 and 1994), Johnston was the NFC choice. Most of Johnston's professional accolades have come from his powerful blocking. Over the past eight seasons as a lead blocker, he has helped guide Emmitt Smith to 11,234 rushing yards - including seven straight 1,000 yard rushing seasons, six Pro Bowl appearances and four NFL rushing titles. Johnston also had a key role in the Cowboys establishing the three lowest sacks allowed totals in club history (20 in 1994, 18 in 1995 and 19 in 1996). Johnston brings soft hands to the Dallas passing game. Over his nine seasons in Dallas, he has hauled in 275 passes for 2,163 yards and 13 touchdowns. His 275 receptions represent the third highest total by a running back in team history, trailing just Emmitt Smith (388) and Tony Dorsett (382), and in 1998, he can pass Frank Clark (281 receptions) and move into ninth place on the club's all-time reception list. Although not a big-time running threat in the Dallas offense, Johnston has proven to be a clutch performer when given the ball, successfully turning 26 third or fourth down carries into 21 first downs (80.8%).

1997: The 1997 season was a short one for Johnston, who started the first six games before succumbing to a bulging disc in his neck. For the second time in his career (1994 was the other), Johnston recorded a touchdown reception in a season opener at Pittsburgh (8/31) when he hauled in a 13-yard scoring pass. He picked up a first down five of the six times he touched the ball, including three times on third down receptions, and finished the day with season-high 65 receiving yards - his highest receiving yardage total since a career-high 75 yards against Miami on Nov. 25, 1993 - on five catches. He recorded two receptions against Chicago (9/28) to move past Billy Joe DuPree (267 receptions) into 10th place on the Cowboys all-time reception list with 268 career catches. Johnston added to that total with a season-high seven receptions at the N.Y. Giants (10/5) for 55 yards. He missed the first game of his NFL career against Jacksonville (10/19) with a bulging disc in his neck, snapping a string of 149 consecutive games played. He underwent surgery on Oct. 31 in Dallas and was inactive the rest of the season.

1996: The team's fourth leading receiver with 43 catches in 1996, Johnston's reception total was the third highest of his career and marked the fifth straight season he has had at least 30 catches. Johnston's versatility in the Dallas offense was never more evident than during the 1996 season, when he lined up as the starting tight end at Chicago (9/2). Injuries to Jay Novacek, Eric Bjornson and Kendall Watkins forced Johnston into the starting tight end role, and he responded with three receptions. He also picked up a first down on both of his carries in the game. He scored his only touchdown of the regular season on a five-yard catch on fourth-and-one against Indianapolis (9/15), one of four receptions on the day. Johnston made his first visit home to the Buffalo area as a NFL player the next week when Dallas faced the Bills (9/22). He posted four receptions in the game. Johnston had two clutch catches at San Francisco (11/10). The first was a key eight-yard catch on third-and-seven in Dallas' game tying touchdown drive in the fourth quarter, and the second was a 16-yard grab on first-and-20 in overtime to help keep the game winning field goal drive alive. He tied his season-high with three carries against Green Bay (11/18) and added four catches. He led the team with a season-high seven receptions at the N.Y. Giants (11/24). He also recorded a season-best with 57 receiving yards. Against Washington (11/28), Johnston had an excellent day blocking as Emmitt Smith rushed for 155 yards and the Cowboys gained 201 yards on the ground. Twice in the NFC Divisional Playoff Game at Carolina (1/5/97), Johnston contributed big plays. He hauled in a two-yard scoring pass from Aikman in the second quarter and recovered a fumbled punt in the third quarter to set up a field goal.

1995: The 1995 season marked the second consecutive year Johnston rushed for over 100 yards in a season, the first time he accomplished that feat in back-to-back seasons. He also helped lead the way as Smith led the NFL with a club-record 1,773 yards rushing and scored a NFL record 25 touchdowns. Facing Denver (9/10) in the Cowboys' home opener, Johnston ripped off a career-long, 18-yard run and added a five-yard touchdown reception. His season-high four receptions at Minnesota (9/17) were good for 43 yards, including a season-long 24-yard grab. Johnston earned a game ball for his blocking in that game, which included a key block on Smith's 31-yard touchdown run that won the game in overtime. He was responsible for 63 yards of offense (20 rushing and 43 receiving) against Green Bay (10/8), including a key 23-yard pass reception as Dallas drove to a touchdown just before halftime. In back-to-back games in October (at San Diego - 10/15 and Atlanta - 10/29), Johnston recorded his only rushing touchdowns of the season. In the Atlanta contest, he also picked up a season-high 23 yards rushing, his highest yardage total since posting a career-high with 60 yards in 1989 against Green Bay (12/24/89). During the season, Johnston reached two career-milestones; recording his 200th career reception when the Cowboys faced San Francisco (11/12) and his 200th career carry when Dallas faced Washington (12/3). In the playoffs, Johnston recorded a postseason career-long 26-yard catch against Philadelphia (1/7/96) and totaled three receptions for 40 yards on the day. In 1995, he picked up a first down 41.8 percent of the time he touched the football (23-of-55), including 48.0 percent of the time rushing (12-of-25).

1994: In the 1994 opener at Pittsburgh (9/4), Johnston recorded the first Dallas touchdown of



the season with a diving catch of an Aikman pass. Johnston also added a season-high six carries for 21 yards, his highest carry total since a career-high 16 carries in 1989 against Green Bay (12/24/89). Johnston would go on to gain 138 yards on the ground, his highest rushing output since 1989. His 40 carries in 1994 were also his most since 1989. With 325 yards receiving (44 receptions - good for fourth on the team), Johnston posted a career-high 463 total yards on the season. In the Monday night overtime loss to Detroit (9/19), Johnston had a season high six receptions (44 yards). Against Arizona (10/9), he logged his second touchdown grab of the season on a two-yard toss from Aikman, and his six-catch day at Cincinnati (10/30) tied him for the team lead and tied his season-high. The next week against the N.Y. Giants (11/7), he posted his first rushing touchdown of the season on a nine-yard run. He also added a season-high 57 receiving yards on five catches to earn a game ball. His second rushing touchdown, his fourth score of the season, came on a three-yard run against Green Bay (11/24). He also added a season-long 24-yard reception. In the regular-season finale at the N.Y. Giants (12/24), Johnston led the team with a five catch day.

1993: Johnston gained national recognition for his play following the 1993 season, becoming the first fullback selected to the NFC Pro Bowl team and earning All-Pro honors from *Sports Illustrated*. For the third consecutive season, he posted single-season career-numbers with 50 receptions for 372 yards (third on the team in receptions). He finished fifth in the NFC in receptions among running backs, and he topped his previous single-season career-highs of 32 catches and 249 yards from 1992 in Week 11. Early in the season he posted six catches for 49 yards at Phoenix (9/19), breaking his career-highs in both categories. Two games later, he recorded his only touchdown reception of the season among his five catches at Indianapolis (10/10). But as the weather turned colder, Johnston began to turn up the heat. On Thanksgiving Day against Miami (11/25), he posted his best day as a Cowboy, leading the team with career-highs in receptions (11) and yards (75). The following week against Philadelphia (12/6), he scored his second career rushing touchdown on a two-yard run. He also had a season-long 20-yard reception to set up a second quarter field goal. Johnston scored another rushing touchdown at Minnesota (12/12) the next week. For the third consecutive week, Johnston had a rushing touchdown when he scored at the N.Y. Jets (12/18), this after scoring just one rushing touchdown in his first 75 career regular season games. In postseason, Johnston recorded six receptions for 43 yards against Green Bay (1/16/94). Entering that game, he had recorded just nine catches for 57 yards in five career postseason games.

1992: Johnston opened 1992 with four receptions for 39 yards in the Monday night win over the Redskins (9/7). Not limited to offense, he ran 13 yards for a first down with a fake punt at Washington (12/13). Johnston had one of his most important days as a Cowboy against San Francisco (1/17/93) in the NFC Championship Game when he recovered a fumble on punt coverage at the 49ers' 22-yard line to set up Dallas' first score. Then in the third quarter, he recorded his second career rushing touchdown with a three-yard dive, putting Dallas up 17-10. Although his special teams duties were reduced in 1992, from 1989-91 only Bill Bates (64 tackles) recorded more special teams stops than Johnston's 32. Following the season, Johnston received the 1992 Ed Block Courage Award, given to the player who demonstrated unusual courage in dealing with injuries.

1991: In 1991, Johnston touched the football 45 times (17 rushes, 28 receptions), and 21 times he came away with a first down (six rushing, 15 receiving). Johnston led the team in receptions with four catches for 47 yards against Phoenix (9/22), and two weeks later at Green Bay (10/6), he had another four catches for 47 yards. A contributor on the Cowboys' kick coverage units, Johnston tied for fourth on the team, and led all non-defensive players, in special teams tackles with 10.

1990: In the 1990 season opener against San Diego (9/9), the ever versatile Johnston lined up at both fullback and running back. Against New Orleans (12/2), Johnston hauled in a five-yard reception for the game winning touchdown in the fourth quarter of Dallas' 17-13 victory, and the following game against Phoenix (12/16), Johnston recorded his first NFL rushing touchdown on a six-yard dash in the fourth quarter.

1989: Over the final six weeks of the 1989 season, Johnston gained 194 yards on 56 carries and caught a team-high three touchdown passes. Johnston, often the lone back in passing situations, also helped the Cowboys offensive line hold opponents to 30 sacks. At Green Bay (10/8), Johnston became the first Cowboys rookie to start at fullback since Timmy Newsome in 1980. He recorded his first pro touchdown on a six yard reception against Miami (11/19), and in the season finale against Green Bay (12/24), Johnston recorded a career-high 60 yards rushing. A second round draft pick, Johnston was drafted higher than any Syracuse running back since Larry Csonka was taken in the first round by Miami in 1968.

COLLEGE: An All-America and All-Big East pick at Syracuse in 1988, Johnston rushed for 1,830 yards and caught 46 passes during his collegiate career. Against Boston College in 1988, the senior co-captain gained a career-high 138 yards rushing, the most by a Syracuse back since Larry Csonka rushed for 154 yards in 1967. The Orangemen won 21 games during Johnston's final two seasons.

PERSONAL: Daryl Peter Johnston was named Western New York Player of the Year in 1983 while playing for Lewiston-Porter High School in Youngstown, NY. Daryl graduated at the top of his class of 290 students with a 4.0 grade-point average. His sister JoAnn played goaltender for the University of Rochester soccer team, which won two national championships. He earned his degree in economics from Syracuse. In 1994, Daryl teamed up with Half-Price Books on a fund raising program called "The Reading Team" to support literacy groups in Texas. During the summer of 1996, Texas Governor George W. Bush helped Daryl kick off the 1996-97 campaign in Austin. He has also appeared on the PBS children's television show *Wishbone* to promote literacy. In addition, he hosts a weekly radio show on KRLD (1080-AM) during the season tabbed "The



Moose Call". That name is also used on the newsletter members of the Moose Club receive when they join Johnston's fan club. He also teamed with Texas Rangers first baseman Will Clark and former Dallas Stars defenseman Mark Tinordi on a poster promoting helmet safety. In 1996, Daryl and wife Diane served as honorary co-chairs for the annual Halloween Bash benefiting Irving Infant Intervention. Annually, the couple suits-up as celebrity escorts at the Children's Cancer Fund Fashion Show. In 1998, the couple appeared in a photo in the *Sports Illustrated* Swimsuit Edition.

JOHNSTON'S COWBOYS TOTALS

| Rushing | | | | | Receiving | | | | | | |
|---------|-----|------|------|------|-----------|--------|-----|-------|------|------|----|
| Year | No. | Yds. | Avg. | Long | TD | Year | No. | Yds. | Avg. | Long | TD |
| 1989 | 67 | 212 | 3.2 | 13 | 0 | 1989 | 16 | 133 | 8.3 | 26 | 3 |
| 1990 | 10 | 35 | 3.5 | 8 | 1 | 1990 | 14 | 148 | 10.6 | 26 | 1 |
| 1991 | 17 | 54 | 3.2 | 10 | 0 | 1991 | 28 | 244 | 8.7 | 22 | 1 |
| 1992 | 17 | 61 | 3.6 | 14 | 0 | 1992 | 32 | 249 | 7.8 | 18 | 2 |
| 1993 | 24 | 74 | 3.1 | 11 | 3 | 1993 | 50 | 372 | 7.4 | 20 | 1 |
| 1994 | 40 | 138 | 3.5 | 9t | 2 | 1994 | 44 | 325 | 7.4 | 24 | 2 |
| 1995 | 25 | 111 | 4.4 | 18 | 2 | 1995 | 30 | 248 | 8.3 | 24 | 1 |
| 1996 | 22 | 48 | 2.2 | 7 | 0 | 1996 | 43 | 278 | 6.5 | 23 | 1 |
| 1997 | 2 | 3 | 1.5 | 3 | 0 | 1997 | 18 | 166 | 9.2 | 21 | 1 |
| Totals | 224 | 736 | 3.3 | 18 | 8 | Totals | 275 | 2,163 | 7.9 | 28 | 13 |

| Playoffs | | | | | Playoffs | | | | | | |
|----------|-----|------|------|------|----------|--------|-----|------|------|------|----|
| Year | No. | Yds. | Avg. | Long | TD | Year | No. | Yds. | Avg. | Long | TD |
| 1991 | 1 | 3 | 3.0 | 3 | 0 | 1991 | 2 | 9 | 4.5 | 6 | 0 |
| 1992 | 4 | 11 | 2.8 | 4 | 1 | 1992 | 7 | 48 | 6.9 | 10 | 0 |
| 1993 | 8 | 25 | 3.1 | 5 | 1 | 1993 | 10 | 74 | 7.4 | 12 | 0 |
| 1994 | 2 | 8 | 4.0 | 4 | 0 | 1994 | 4 | 27 | 6.8 | 11 | 0 |
| 1995 | 7 | 18 | 2.6 | 6 | 0 | 1995 | 7 | 59 | 8.4 | 26 | 0 |
| 1996 | 1 | 5 | 5.0 | 5 | 0 | 1996 | 6 | 25 | 4.2 | 7 | 1 |
| Totals | 23 | 70 | 3.0 | 6 | 2 | Totals | 36 | 242 | 6.7 | 26 | 1 |

ADDITIONAL STATISTICS

Special Teams Tackles: 1989 (6-3-9); 1990 (11-2-13); 1991 (7-3-10); 1992 (0-1-1); 1996 (5-0-5); 1997 (1-0-1).
Total (30-9-39).


Postseason: 1992 (0-1-1)

Opponents Fumbles Recovered: Postseason: 1992 (1 rec, 0 yds); 1996 (1 rec, 0 yds)

SINGLE-GAME BESTS

Rush Yards - 60 vs. Green Bay, 12/24/89
Rush Attempts - 16 vs. Green Bay, 12/24/89
Long Rush - 18 vs. Denver, 9/10/95

Receptions - 11 vs. Miami, 11/25/93
Yards Receiving - 75, vs. Miami, 11/25/93
Long Reception - 28 at Kansas City, 10/22/89



David LaFleur

Tight End

6'7" ★ 280 ★ 1/29/74

Louisiana State

D1 for '97

NFL: 2nd Year ★ Cowboys: 2nd Year



GAMES/STARTS (regular season, playoffs): 1997 (16/5).

PRO: Dallas coaches were looking for the prototypical tight end, somebody who could open holes for the running game and catch passes in traffic, when they drafted David LaFleur in 1997. LaFleur, at 6-7, 280 pounds, proved to be just what the coaches were looking for as he recorded 18 catches for 122 yards and two touchdowns while helping open holes for the running game. His 18 receptions were the second highest reception total by a rookie tight end in Cowboys history (Billy Joe DuPree, 29 in 1973), and his two touchdown catches tied for the third highest touchdown total by a rookie tight end in team history (DuPree, five; Mike Ditka, three in 1969; Thornton Chandler, two in 1986). With a new offensive philosophy and a year under his belt, Dallas coaches will be expecting even bigger contributions from LaFleur in 1998.

1997: After spending most of his rookie season blocking for the Cowboys running game, LaFleur flourished down the stretch, registering 11 catches for 71 yards and two touchdowns while starting three of the final four games of the season. He opened up his NFL career by helping the Dallas offense roll up 380 yards of offense in the season opening win at Pittsburgh (8/31). He recorded his first NFL reception, a six-yard grab, against Chicago (9/28) before adding a 14-yard catch at the N.Y. Giants (10/5) and a 13-yard reception at Washington (10/13). Against Arizona (11/9), LaFleur was awarded a game ball by the coaches for converting a 10-yard, third down catch into a first down and for helping Dallas record two rushing touchdowns. He totaled three receptions against Washington (11/16), and he had a five-yard catch against Tennessee (11/27). He led the team with a career-high four receptions for 26 yards against Carolina (12/8), with three of the catches coming in the second half after starting tight end Eric Bjornson fractured his left fibula. LaFleur started the next week at Cincinnati (12/14) and registered three receptions for 29 yards, including two touchdown catches. His effort marked the first time a Dallas tight end



had recorded multiple touchdown catches in a game since Jay Novacek scored twice at Washington on Dec. 13, 1992. LaFleur closed out the season against the Giants (12/21) by finishing second on the team with three catches. LaFleur, the 22nd selection in the NFL Draft, is the first LSU Tiger to be drafted by Dallas and only the fourth Tiger to ever play for the Cowboys.

COLLEGE: LaFleur was a consensus All-SEC first-team selection and a member of the Walter Camp All-America Team as a senior after becoming the first tight end to lead LSU in receiving - 30 catches for 439 yards and three touchdowns - since 1980. As a junior, he finished with 12 receptions for 120 yards while missing three games with a knee injury. LaFleur was a sophomore All-America first-team pick by The Gridiron Report and a consensus All-SEC first-team selection in 1994 after totaling 21 receptions for 263 yards and two touchdowns. He played in every game as a redshirt freshman in 1993, tallying eight catches for 59 yards.


PERSONAL: LaFleur was a *Parade* and *USA Today* All-America selection and the Gatorade Circle of Champions Louisiana Player of the Year at Westlake, LA, High School as a senior. He was also the winner of the Bobby Dodd National High School Lineman of the Year Award given by the Atlanta Touchdown Club. LaFleur, who also played defensive end, totaled 81 receptions for 1,758 yards (21.7 avg.) and 18 touchdowns during his three-year high school career. He lettered three times in football and basketball and four times in track at Westlake. David, a kinesiology major, and wife Melody reside in Irving, TX.

LaFLEUR'S COWBOYS TOTALS

| Year | Receiving | | | |
|------|-----------|------|------|------|
| | No. | Yds. | Avg. | Long |
| 1997 | 16 | 122 | 6.8 | 17 |
| | | | | TD 2 |

SINGLE GAME BESTS

Receptions - 4 vs. Carolina, 12/8/97
 Receiving Yards - 29 @ Cincinnati, 12/14/97
 Long Reception - 17 vs. Carolina, 12/8/97
 Touchdowns - 2 @ Cincinnati, 12/14/97



Leon Lett

Defensive Tackle

6'6" ★ 295 ★ 10/12/68

Emporia State

D7 for '91

NFL: 8th Year ★ Cowboys: 8th Year



GAMES/STARTS (regular season, playoffs): 1991 (5/0, 1/0), 1992 (16/0, 3/0), 1993 (11/6, 3/3), 1994 (16/16, 2/2), 1995 (12/12, 3/3), 1996 (13/13, 0/0), 1997 (3/3). Total - 76/50, 12/8.

PRO: Since becoming a full-time starter at defensive tackle for Dallas in 1994, Leon Lett has shown the NFL he can be one of the league's most dominant defensive players. When he first arrived in Dallas in 1991 as an unheralded seventh-round draft choice (173rd overall) from tiny Emporia State in Kansas, Lett had to struggle to work his way onto the field. Learning and gaining experience from veteran teammates like Jim Jeffcoat, Tony Tolbert, Charles Haley, Tony Casillas and Russell Maryland, Lett ultimately succeeded in earning a spot in the starting lineup. In his first season as a starter (1994), he finished his transition by earning a spot in the starting lineup for the NFC Pro Bowl squad. Since then, Lett has continued to improve and show the ability to completely take over games from his right tackle position. Nicknamed "Big Cat" by teammates for his agility, Lett has evolved into a powerful run stuffer and speedy pass rusher, and he continues to tap deeper into his enormous talent pool each season.

1997: After missing the first 13 games of 1997 due to a league suspension, Lett was reinstated by the NFL and returned to practice on Dec. 1. In his first game back following a one-year lay-off, Lett had seven tackles, two quarterback pressures, a pass defended and a tackle for a loss against Carolina (12/8). He recorded a tackle on his very first snap of the season and a quarterback pressure on his third. He followed that with a three tackle performance at Cincinnati (12/14), and then recorded five tackles, half a sack and a tackle for a loss against the N.Y. Giants (12/21).

1996: A key part of a Dallas defense that finished the 1996 season ranked third in the NFL, Lett emerged as one of the league's most dominant defensive players, impacting games with his aggressive, attacking style of play. In six consecutive games from Week Four through Nine, he recorded a tackle behind the line of scrimmage, and for three straight weeks (three through five) he forced a fumble. Despite missing the final three games of the regular season following a Dec. 3 NFL suspension, Lett led the team with seven tackles for a loss. He also tied for the team lead with a career-high three forced fumbles and was third on the club with 20 quarterback pressures. His five passes defended tied for the club lead among defensive linemen. In the home opener, Lett had two tackles, a tackle for a loss and a quarterback pressure against the N.Y. Giants (9/8) while helping limit them to 105 total yards. He tied his career high with two sacks against Indianapolis (9/15), the second multiple sack game of his career. He also added six tackles and a forced fumble against the Colts. He established a career-high with nine tackles at Buffalo (9/22). In that game, he also had a key tackle and forced a Tim Tindale fumble at the Dallas one-yard line that went out



of the end zone for a touchback to prevent a Bills score. The following week at Philadelphia (9/30), Lett earned his first career NFC Defensive Player of the Week honors when he did it all defensively, logging six tackles, a sack, a tackle for a loss, two quarterback pressures, a pass defended, a forced fumble and a fumble recovery. He also blocked a 29-yard field goal in the fourth quarter to preserve a 23-17 lead for Dallas going into the final minutes of the game. When the Dallas defense limited Arizona (10/13) to 58 yards rushing on 22 carries (2.6 avg.), Lett provided six tackles and a tackle for a loss. At Miami (10/27), he helped limit the Dolphins to 48 yards rushing and 221 total yards with three tackles, a tackle for a loss and a quarterback pressure. His second quarter fumble recovery at San Francisco (11/10) helped turn the momentum as the Dallas defense held the 49ers to 128 total yards after the first quarter. Lett teamed with Broderick Thomas to sack Brett Favre for a 16-yard loss in a Monday night showdown with Green Bay (11/18). His four tackles against Washington (11/28) tied for the lead among defensive linemen, and he also broke up a pass and had three quarterback pressures as Dallas limited the Redskins to 209 total yards.

1995: The 1995 season was full of ups and downs for Lett, who started the season slowly but came on strong during the Cowboys drive to Super Bowl XXX, finishing the season tied for the team lead with six tackles for a loss. His 19 quarterback pressures were good for third on the team behind ends Tony Tolbert and Charles Haley. In the season opening win at the N.Y. Giants (9/4), Lett recorded his third blocked field goal in the last two seasons to help preserve Dallas' first shutout since Oct. 11, 1992. Two weeks later, he had an active day at Minnesota (9/17) when he recorded five tackles, two tackles for a loss, a sack and a fumble recovery, earning himself a game ball. In late October, Lett posted five tackles, a tackle for a loss and a quarterback pressure at San Diego (10/15) and then came back in the next game at Atlanta (10/29) to tie his career-high with seven tackles. Following the Atlanta game, the NFL suspended Lett for four games, but he returned against Washington (12/3) to record four tackles. Lett was a key part of the Cowboys December run to the playoffs and an eventual Super Bowl XXX title, recording 22 tackles, two sacks, 12 quarterback pressures, a forced fumble and a recovered fumble over the final four regular season games. With injuries keeping Haley out of the lineup at Philadelphia (12/10), Lett recorded his first start at defensive end since the end of the 1993 season. He went on to post five tackles, bat down a pass, recover a fumble at the Eagles 15-yard line and tie his career-high with six quarterback pressures. While still at end the next week against the N.Y. Giants (12/17), he had a season-high tying seven tackles, while adding a sack, a tackle for a loss and three quarterback pressures. Late in the game, he moved back inside to tackle, and the next week at Arizona (12/25), he returned to his right tackle spot, recording six tackles and three quarterback pressures. He also logged a sack and forced a fourth quarter fumble at the Cowboys 17-yard line to stop a scoring drive. In the post-season opener against Philadelphia (1/7/96), Lett was in the Eagles backfield all afternoon, recording three tackles, a sack and a quarterback pressure as the Cowboys limited Philadelphia to 227 yards of total offense. He received a game ball for his play against Green Bay (1/14/96) in the NFC Championship Game, totaling three tackles, a sack, a quarterback pressure and his first career interception - picking off a Brett Favre pass at the Packers 13-yard line to set up a Dallas touch-down in the first quarter.

1994: Lett entered the 1994 season with 60 career tackles and six career starts, but he went on to start all 16 games and collect 68 tackles, topping his three year career total. In addition, his 26 quarterback pressures were good for second on the team, helping him earn a spot in the starting lineup for the NFC at the Pro Bowl. Lett started the 1994 season with a bang, recording a career-high six quarterback pressures at Pittsburgh (9/4). In that game, the Dallas defense limited the Steelers to 126 yards of total offense and logged nine sacks. In the Cowboys home opener against Houston (9/11), Lett had five tackles and five quarterback pressures. In an overtime loss to Detroit (9/19) on Monday night, Lett established a club record when he blocked two field goals in the same game. The first block came at the end of regulation and the second came in overtime, keeping Dallas' hopes alive until the final seconds of the game. During the game, his playing time on defense was limited because of a groin injury suffered during the week at practice. In the club's next Monday night game - a 38-10 win over the N.Y. Giants (11/7) - Lett received a game ball for recording four tackles and his first sack of the season. The following week at San Francisco (11/13), Lett logged the first multiple sack game of his career with two takedowns of Steve Young. In back-to-back games against Washington (11/20) and Green Bay (11/24), Lett accounted for 12 tackles, including a career-high six solo stops against the Redskins. His play against the Packers helped limit Green Bay to 29 yards rushing on 18 attempts. In December, Lett posted a career best performance against Cleveland (12/10) with seven tackles and came back in the regular season finale at the N.Y. Giants (12/24) to log six tackles and a sack.

1993: Although he saw action in only 11 games in 1993, Lett led all defensive linemen in passes deflected for the second straight season with four. Despite being hobbled during the season with a broken ankle, Lett displayed his versatility in moving along the defensive line to replace fallen teammates. For the season, Lett saw playing time all along the defensive line, including starts at both right tackle and right end. Lett nabbed his first NFL start in the season opener at Washington (9/6) in place of an injured Tony Casillas and recorded three tackles. Lett returned to back-up duty at Phoenix (9/19), but fractured his right ankle in the second quarter of that game. It was a re-injury of a fracture Lett first suffered during summer workouts, and it kept him out of the next five games. Lett returned to the line-up in time to again face Phoenix (11/14), recording two tackles and batting two passes down at the line of scrimmage. Bouncing between right tackle and right end, Lett recorded five tackles at Atlanta (11/21) and batted down two passes against Miami (11/25). He earned starts at right tackle against Philadelphia (12/6) and at Minnesota (12/12) in



place of an injured Maryland, and he tied for the lead among all defensive linemen with four tackles against the Vikings. Lett started at defensive end against Washington (12/26) when Haley's back kept him out of the line-up. The following week at right end at the N.Y. Giants (1/2/94), he logged five tackles and added three quarterback pressures. When Maryland was injured in the second quarter, Lett moved back inside to fill the void at tackle, and he went on to start all three postseason games at right tackle for Maryland, finishing third on the team in the postseason with 17 tackles. In the Divisional Playoff Game against Green Bay (1/16/94), Lett had an outstanding day, recording a season-high six tackles, a tackle for a loss, two passes defended, recovered a fumble and had three quarterback pressures. One of his deflected passes was intercepted by Haley early in the fourth quarter and led to a Dallas field goal. For the second year in a row, Lett was responsible for one of the most memorable plays of the Super Bowl when he forced Thurman Thomas to fumble early in the third quarter. James Washington picked up the loose ball and returned it 46 yards for a touchdown, tying the game at 13-13 and swinging the momentum back in Dallas' favor. Lett also added six tackles on the day.


1992: After starting the 1992 season slowly, Lett picked up the pace when Dallas faced a string of AFC West teams. Against Seattle (10/11), he had two tackles, two quarterback pressures and a pass defended. The next week, he recorded his first career sack along with two tackles against Kansas City (10/18), and in Los Angeles (10/25), he recovered a fumble at the Raiders 32-yard line in the fourth quarter. Primarily used at right tackle in passing situations, he finished the season tied for second on the team with 19 quarterback pressures, including at least one pressure in each of the final seven regular season games. In the postseason, Lett was at his best, tying for the team lead with two tackles for losses and leading the team with three forced fumbles. He also established a record for the longest fumble return in Super Bowl history when he rambled 64 yards in the fourth quarter with a Buffalo miscue. Lett put the finishing touches on the Cowboys' Super Bowl XXVII victory when he sacked Frank Reich on the game's final play.

1991: After making the 47-man roster in 1991, Lett was placed on injured reserve with a back problem on Aug. 27 and spent the next 11 weeks working to improve his strength and weight. He was re-activated on Nov. 21, and against undefeated Washington (11/24) at RFK on his first regular-season play in the National Football League, Lett stuffed Redskins running back Earnest Byner after a one-yard gain. Lett played some at defensive tackle the final five games of the season and in the playoffs. The first person from Emporia State to make a Cowboys' roster, Lett was the first player to be drafted from the school since Steve Henry in the fifth round in 1979 and the first defensive lineman selected from Emporia State since John Lohmeyer in the fourth round in 1973.

COLLEGE: A big part of a defense that held opponents to 4.1 yards-per-play and 3.1 yards-per-carry during his two years at Emporia State, Lett finished second on the team in sacks and earned All-NAIA District 10 honors despite missing three games due to a leg injury as a senior. He had a monster effort with six tackles, two tackles for a loss, a sack, an interception and a blocked kick against Northeastern Oklahoma State in 1990. Lett transferred to Emporia State after two seasons at Hinds, MS, Junior College.

PERSONAL: Leon Lett starred in football and basketball at Fairhope, AL, High School. A sociology major at Emporia State, Lett participated in the Shriner's Christmas Gift Drive in 1991. He has a daughter, Shanavia (7/3/87).

| LETT'S COWBOYS TOTALS | | | | | | | | | | |
|---|------|-----------------|------|------------|--------------|--------------|----------------|--------------|------|-------|
| Year | Solo | Tackles Ast. | Tot. | Sacks | Tkl/ Loss | QB Press. | Passes Def. | For. Fum. | Blk. | Kicks |
| 1991 | 1 | 1 | 2 | 0.0 | 0 | 0 | 0 | 0 | 0 | 0 |
| 1992 | 13 | 13 | 26 | 3.5 (-27) | 1(-1) | 19 | 4 | 0 | 0 | 0 |
| 1993 | 18 | 14 | 32 | 0.0 | 3(-8) | 10 | 4 | 0 | 0 | 0 |
| 1994 | 41 | 27 | 68 | 4.0 (-28) | 7(-16) | 26 | 1 | 1 | 2 | 2 |
| 1995 | 29 | 24 | 53 | 3.0 (-13) | 6(-11) | 19 | 3 | 1 | 1 | 1 |
| 1996 | 30 | 24 | 54 | 3.5 (-16) | 7(-15) | 20 | 5 | 3 | 1 | 1 |
| 1997 | 9 | 6 | 15 | 0.5 (-0) | 2(-2) | 2 | 1 | 0 | 0 | 0 |
| Totals | 141 | 109 | 250 | 14.5 (-84) | 26(-53) | 96 | 18 | 5 | 4 | 4 |
| Playoffs | | | | | | | | | | |
| 1991 | 0 | 1 | 1 | 0.0 | 0 | 0 | 0 | 0 | 0 | 0 |
| 1992 | 5 | 5 | 10 | 1.0 (-8) | 2(-9) | 2 | 2 | 3 | 0 | 0 |
| 1993 | 11 | 6 | 17 | 0.0 | 1(-2) | 5 | 2 | 1 | 0 | 0 |
| 1994 | 3 | 6 | 9 | 0.0 | 0 | 5 | 1 | 0 | 0 | 0 |
| 1995 | 6 | 2 | 8 | 2.0 (-16) | 0 | 4 | 1 | 0 | 0 | 0 |
| Totals | 25 | 20 | 45 | 3.0 (-24) | 3(-11) | 16 | 6 | 4 | 0 | 0 |
| Opponents' Fumbles Recovered | | | | | | | | | | |
| Year | No. | Yds. | Avg. | Long | TD | | | | | |
| 1992 | 1 | 0 | 0.0 | 0 | 1 | | | | | |
| 1995 | 2 | 0 | 0.0 | 0 | 0 | | | | | |
| 1996 | 2 | 0 | 0.0 | 0 | 0 | | | | | |
| Totals | 5 | 0 | 0.0 | 0 | 0 | | | | | |
| Playoffs | | | | | | | | | | |
| 1992 | 1 | 64 | 64.0 | 64 | 0 | | | | | |
| 1993 | 1 | 0 | 0.0 | 0 | 0 | | | | | |
| Totals | 2 | 64 | 32.0 | 64 | 0 | | | | | |
| Interceptions | | | | | | | | | | |
| Year | No. | Yds. | Avg. | Long | TD | | | | | |
| 1995 | 1 | -1 | -1.0 | -1 | 0 | | | | | |
| SINGLE-GAME BESTS | | | | | | | | | | |
| Total Tackles — 9 @ Buffalo, 9/22/96 | | | | | | | | | | |
| Solo Tackles — 6 vs. Washington, 11/20/94 | | | | | | | | | | |
| Assists — 4 @ Atlanta, 10/29/96 and @ Buffalo, 9/22/96 | | | | | | | | | | |
| Sacks — 2 @ San Francisco, 11/13/94 and vs. Indianapolis, 9/15/96 | | | | | | | | | | |
| Tackles for a loss — 2 three times, last @ Minnesota, 9/17/95 | | | | | | | | | | |
| QB Pressures — 6 twice, @ Pittsburgh, 9/4/94 and @ Philadelphia, 12/10/95 | | | | | | | | | | |



Kevin Mathis

Cornerback

5'9" ★ 172 ★ 4/29/74

Texas A&M-Commerce

FA for '97

NFL: 2nd Year ★ Cowboys: 2nd Year



GAMES/STARTS (regular season, playoffs): 1997 (16/3).

PRO: Kevin Mathis earned his entry into the NFL the hard way, by making a Cowboys team that had no shortage of quality defensive backs as an undrafted rookie free agent. Mathis saw plenty of preseason action at cornerback while Deion Sanders played baseball. He made the most of that opportunity by displaying his fine speed, coverage ability and a fearless desire to compete against receivers with much greater experience. He finished the preseason by leading the NFL in interceptions with three, one of which he returned 27 yards for a touchdown against St. Louis (8/15). Mathis also made a name for himself as a punt return man throughout the preseason. He was one of three rookie free agents to play the entire 1997 season for the Cowboys.

1997: Mathis saw action in all 16 Dallas games as a rookie and started the final three at cornerback following Deion Sanders' season ending rib fracture. He was a stellar performer on special teams, finishing the season ranked fourth on the squad with 16 kicking game tackles. In the season opening win at Pittsburgh (8/31), he saw extended fourth quarter action, replacing Sanders. He picked up four tackles and his first punt return (nine yards) in his first NFL action. Two weeks later in his first Monday night appearance, Mathis earned a special teams game ball for his play against Philadelphia (9/15), leading the team with three special teams tackles. In back-to-back weeks in November, he led the Cowboys in special teams tackles against Washington (three on 11/16) and at Green Bay (three on 11/23). Mathis took over at right cornerback and as punt returner late in the first quarter against Tennessee (11/27) after Sanders suffered a right rib fracture. He responded by recording three tackles, a pass defended and a fourth quarter fumble recovery while helping limit Steve McNair to a 9-of-17 day for 81 yards passing. Mathis earned his first NFL start for the ailing Sanders against Carolina (12/8) and responded with three tackles and three passes defended, the most passes defended in a game by a rookie since Larry Brown had four against Houston (11/10/91). In his second NFL start, he recorded five tackles, a pass defended, and forced a fumble that went out of the end zone for a touchback at Cincinnati (12/14). In the season finale against the N.Y. Giants (12/21), Mathis had five punt returns for 75 yards, including a season-best 45 yarder. He finished the season with 11 punt returns for 91 yards and a healthy 8.3-yard average.

COLLEGE: Mathis finished his senior campaign at Texas A&M-Commerce (formerly East Texas State) with 48 tackles, 17 passes broken up, four interceptions, two tackles for losses and a sack while leading the team with 16 punt returns for a 9.7 average and 15 kickoff returns for a 24.9 average. As a junior, he totaled 55 tackles, 16 passes defended and six interceptions. He also registered 26 punt returns for a 10.4 average. He recorded 57 tackles, 13 passes defended, three interceptions and three forced fumbles as a sophomore. As a redshirt freshman, he contributed 64 tackles, 11 passes broken up, three interceptions and four fumble recoveries.

PERSONAL: Mathis, born April 9, 1974, was a two-time all-district honoree for Gainesville, TX, High School, where he also lettered in basketball and track.


MATHIS' COWBOYS TOTALS

| Year | Tackles | | Tot. | Sacks | Tk/ Loss | QB Press. | Passes Def. | For. Fum. | Special Teams | | |
|------|---------|------|------|-------|-------------|--------------|----------------|--------------|---------------|------|------|
| | Solo | Ast. | | | | | | | Solo | Ast. | Tot. |
| 1997 | 16 | 7 | 23 | 0.0 | 0 | 0 | 5 | 1 | 9 | 7 | 16 |

| Year | Punt Returns | | | | Year | Opponents' Fumbles Recovered | | | | | |
|------|--------------|----|------|------|------|------------------------------|----|-----|------|------|------|
| | No. | FC | Yds. | Avg. | | Long | TD | No. | Yds. | Avg. | Long |
| 1997 | 10 | 2 | 91 | 9.1 | 45 | 0 | 1 | 0 | 0.0 | 0 | 0 |

SINGLE-GAME BESTS

Tackles - 5 @ Cincinnati, 12/14/97
 Solo Tackles - 3 three times, last vs. N.Y. Giants, 12/21/97
 Passes Defended - 3 vs. Carolina, 12/8/97
 Punt Returns - 5 vs. N.Y. Giants, 12/21/97
 Punt Return Yards - 75 vs. N.Y. Giants, 12/21/97
 Long Punt Return - 45 vs. N.Y. Giants, 12/21/97



Hurvin McCormack

Defensive Line

6'5" ★ 284 ★ 4/6/72

Indiana

FA for '94

NFL: 5th Year ★ Cowboys: 5th Year



GAMES/STARTS (regular season, playoffs): 1994 (4/0, 1/0), 1995 (15/2, 3/0), 1996 (16/4, 2/0), 1997 (13/0). Total – 48/6, 6/0.

PRO: A versatile talent on the defensive line – an area where NFL caliber performers are very difficult to find via the rookie free agent route – Hurvin McCormack came to the Cowboys as an underrated talent out of Indiana, and he went on to earn a 1994 roster spot in his rookie training camp. He made the team based on his competitiveness and desire, and he has worked his way into the role of a solid contributor in the Cowboys defensive line rotation. One of the Cowboys' more impressive free agent discoveries in recent years, McCormack's importance to the defensive depth chart has taken on greater meaning following the Cowboys personnel losses over the past few seasons. McCormack started his professional career as a tackle, but he was moved to end during the 1995 training camp. He has proven to be a productive performer at both positions.

1997: McCormack finished his fourth pro season third on the team with eight quarterback pressures. He saw considerable time against Chicago (9/28) and led the team with two quarterback pressures. Two weeks later on Monday Night Football, he led all defensive linemen with three tackles at Washington (10/13). The next week, he earned a game ball with three tackles against Jacksonville (10/19), while helping hold the Jaguars to just 42 yards rushing on 18 carries (2.3 avg.). He registered three tackles and half a sack against Arizona (11/9) and had three tackles and two quarterback pressures the following week at Green Bay (11/23). He was on the inactive list for the season's final three games.

1996: McCormack spent the majority of the season switching between the defensive end and tackle positions. His versatility in being able to handle both spots made him a valuable performer when holes were created on the defensive line depth chart. He finished the year with 21 tackles and a career-best 2.5 sacks. He was also sixth on the squad in quarterback pressures with 11. McCormack began the season as a key player in the rotation at defensive end. When back problems forced Charles Haley from the lineup, McCormack earned his first start of the season (the third of his career) at right end at Buffalo (9/22). He responded with a season-high five tackles, a sack and a career-high four quarterback pressures. He started at right end the following week at Philadelphia (9/30) and accounted for three tackles, half a sack, a tackle for a loss on Irving Fryar on an end around and a quarterback pressure. He earned his third start of the season at right end against Arizona (10/13) and recorded two tackles and a quarterback pressure. The following week against Atlanta (10/20), McCormack returned to the defensive tackle rotation and registered two tackles and a quarterback pressure. In the season finale at Washington (12/22), he started at right defensive tackle in place of Tony Casillas, who moved to left tackle in the injury absence of Chad Hennings. Following the season, McCormack underwent surgery on his rotator cuff.

1995: McCormack picked up his first Super Bowl ring while contributing as a spot player at both the defensive end and tackle positions. He played in all but one of the Cowboys 16 regular season games (saw no action against Green Bay – 10/8), and he earned two starting assignments. He picked up his first career start in a nationally televised Monday night game against Philadelphia (11/6) – a 34-12 Dallas victory. Starting at left tackle in place of the injured Maryland, McCormack responded with career-high figures for tackles (six) and solo tackles (five), while also collecting a sack and two quarterback pressures. His five solo stops against the Eagles led all Dallas defensive linemen in that game, and his effort helped limit the Philadelphia offense to just 230 total yards. His second most productive outing of the season came against the Redskins (12/3) when he came off the bench in relief of defensive end Charles Haley. McCormack stepped in at right end and responded with three tackles (one for lost yardage) and a quarterback pressure. He earned his second start of the season in the Cowboys 21-20 win over New York (12/17) at Texas Stadium. Once again playing in place of the injured Maryland, McCormack had three solo tackles and a quarterback pressure while rotating between tackle and end. McCormack recorded his first career sack in the season opening victory at the N.Y. Giants (9/4).

1994: McCormack made the Cowboys roster on the strength of a very fine training camp. McCormack made an impression early on by registering seven tackles, one sack and three quarterback pressures during the preseason. He played in his first career regular season game at Washington (10/2) and went on to see action in a total of four regular season games during the year. He registered a quarterback pressure in the Arizona game (10/9) and picked up his only tackle in the postseason against Green Bay at Texas Stadium (1/8/95).

COLLEGE: A three-year starter at Indiana, McCormack earned back-to-back All-Big Ten honors following his junior and senior seasons. As a senior, McCormack recorded a career-high 38 tackles and five sacks in just nine games, earning honorable mention All-America honors as the



Hoosiers' co-captain. As a junior, McCormack started all season and finished ninth on the team, second among defensive linemen, with 36 tackles. McCormack started all 11 games as a sophomore, and recorded 32 tackles. One of only two true freshman to earn a letter, McCormack recorded eight tackles, including an 11-yard sack in a 42-0 win over Northwestern.


PERSONAL: McCormack earned all-conference, all-city and all-district honors at New Drop High School in Brooklyn, NY. A four-year letterman, he totaled 58 tackles and eight sacks as a senior. Hurvin majored in sports management at Indiana.

McCORMACK'S COWBOYS TOTALS

| Year | Solo | Tackles Ast. | Tot. | Sacks | Tk/ Loss | QB Press. | Passes Def. | For. Fum. |
|-----------------|------|-----------------|------|-----------|-------------|--------------|----------------|--------------|
| 1994 | 0 | 0 | 0 | 0.0 (0) | 0 | 1 | 0 | 0 |
| 1995 | 16 | 6 | 22 | 2.0 (-2) | 2(-3) | 9 | 0 | 0 |
| 1996 | 10 | 11 | 21 | 2.5 (18) | 2(-6) | 11 | 0 | 1 |
| 1997 | 9 | 10 | 19 | 0.5 (-2) | 1(-1) | 8 | 0 | 0 |
| Total | 35 | 27 | 62 | 5.0 (-22) | 5(-10) | 29 | 0 | 1 |
| Playoffs | | | | | | | | |
| 1994 | 0 | 1 | 1 | 0.0 (0) | 0 | 1 | 0 | 0 |
| 1995 | 0 | 0 | 0 | 0.0 (0) | 0 | 1 | 0 | 0 |
| 1996 | 2 | 0 | 2 | 0.0 (0) | 0 | 0 | 0 | 0 |
| Total | 2 | 1 | 3 | 0.0 (0) | 0 | 2 | 0 | 0 |

SINGLE-GAME BESTS

Tackles - 6 vs. Philadelphia, 11/6/95
Quarterback Pressures - 4 @ Buffalo, 9/22/96



Everett McIver

Guard

6'5" ★ 318 ★ 8/5/70

Elizabeth City State

UFA (MIA) for '98

NFL: 5th Year ★ Cowboys: 1st Year



GAMES/STARTS (regular season, playoffs): 1993 (0/0-Jets), 1994 (3/0-Jets), 1995 (13/4-Jets), 1996 (7/5-Mia.), 1997 (14/14, 1/1-Mia.). Total - 37/23, 1/1.

PRO: After four years learning the skills needed to play on the offensive line in the NFL, Everett McIver blossomed into a full-time starter in 1997. In his two years with the Dolphins, McIver started 19 of the 21 games he played, and he was a key part of a line that helped running back Karim Abdul-Jabbar post back-to-back double figure rushing touchdown totals the last two seasons. Abdul-Jabbar was just the second back in Dolphins history to accomplish that feat, and behind the blocking of the Dolphins' line, he was second in the NFL in rushing touchdowns over the past two seasons with 26.

1997: McIver helped the Dolphins post a 9-7 record in 1997 and return to the playoffs. His blocking helped spring Abdul-Jabbar for 15 rushing touchdowns (16 total touchdowns) on the season, a Dolphins single-season record and a share of the NFL lead. The Miami offensive line yielded just 22 sacks on the year, second fewest in the NFL, and had seven games without allowing a sack. McIver suffered a sprained left knee against the N.Y. Jets (11/9) and missed the next two games. With McIver out for two games, the Dolphins allowed five sacks (2.5 per game) and averaged just 66 yards-per-game rushing the football, figures that were well off the team's season average of 1.2 sacks and 87 rushing yards-per-game with McIver in the lineup. He returned to the starting lineup in the 34-16 win at Oakland (11/30).

1996: After spending the spring of 1996 with the London Monarchs of NFL Europe, McIver signed with Miami on Aug. 13. He was released by the Dolphins on Sept. 2 and re-signed on Oct. 7, suiting up but not seeing action the next three weeks. When Chris Gray was forced from the Houston (11/17) contest with a left fibula fracture, McIver saw extensive action in his spot. The following week on Monday night against Pittsburgh (11/25), he earned his first start with the Dolphins, replacing Gray at right guard. He went on to start the final five games of the season at right guard.

1995: McIver broke into the starting lineup at left tackle for a brief time in 1995 with the N.Y. Jets. After being inactive the first two weeks of the season, he saw action on special teams the next three weeks. McIver earned his first NFL start for an injured Matt Willig at left tackle against Buffalo (10/8). He then started the next three games at left tackle before missing the New England (11/5) contest with a concussion. He returned to special teams duties for the final six games.


1994: McIver spent the 1994 season with the Jets. After spending the first eight weeks of the season as a deactivation, he saw his first action on special teams in a win against Buffalo (11/6). He saw action with the first team offensive line and on special teams the next two weeks at Green Bay (11/13) and Minnesota (11/20) when the line was hit with injuries. McIver was inactive the next three weeks before suiting up but not seeing action in the season finale at Houston (12/24).



1993: Originally signed as a non-drafted free agent by San Diego on April 27, Mclver was released by the Chargers on July 27 and claimed off waivers by Dallas. He was then released by the Cowboys on Aug. 30 and immediately re-signed to the club's practice squad, where he remained until his release on Dec. 7. The N.Y. Jets signed him to their practice squad on Dec. 10 and moved him to the active roster on Jan. 2 for the season finale against Houston, but he did not play against the Oilers.

COLLEGE: A four year letterman at Elizabeth City State University in Elizabeth, NC, Mclver was an All-America and All-Central Intercollegiate Athletic Association selection as a senior. He switched to tackle for his senior season after starting his career as a defensive tackle. He was the national defensive player of the week for a 15-tackle, two sack performance against Winston-Salem as a junior.

PERSONAL: An all-state choice in football at 71st High School in Fayetteville, NC, Mclver also lettered in track. Everett Allen Mclver was born on Aug. 5, 1970, in Cumberland, NC. He has two sons, Everett and Eric, and a daughter, Briallen Dutches Lynn.



Ernie Mills

Wide Receiver

5'11" ★ 192 ★ 10/28/68

Florida

FA for '98

NFL: 8th Year ★ Cowboys: 1st Year



GAMES/STARTS (regular season, playoffs): 1991 (16/2-Pitt), 1992 (16/4, 1/1-Pitt), 1993 (14/5, 1/0-Pitt), 1994 (15/6, 2/2-Pitt), 1995 (16/6, 3/3-Pitt), 1996 (9/3, 2/0-Pitt), 1997 (10/5-Car). Total - 96/31, 9/6.

PRO: Ernie Mills not only brings seven years of NFL experience to Dallas, but he also brings a familiarity of new head coach Chan Gailey's offense. Gailey was Mills' wide receiver coach (1994-95) and offensive coordinator (1996) in Pittsburgh when Mills established career-highs for receptions (39), receiving yards (679) and touchdowns (8) in 1995. Mills' understanding of the new offense and his veteran leadership will be helpful to the Cowboys young receiving corps. Mills signed with the Cowboys as a free agent on Feb. 27 after being released by Carolina following the 1997 season.

1997: Mills signed with the Carolina Panthers as an unrestricted free agent on March 4, and he started the season opener against Washington (8/31), returning a kickoff for 33 yards. He registered his first catch as a Panther at San Diego (9/14) when he tallied two receptions for 13 yards. He totaled two catches for 23 yards the next week against Kansas City (9/21). After being de-activated at New Orleans (10/19), against Atlanta (10/26), against Oakland (11/2), at Denver (11/9), at San Francisco (11/16) and at St. Louis (11/23), he returned to action against New Orleans (11/30) and recorded a catch for three yards. He recorded a 22-yard reception against Green Bay (12/14) before enjoying his best game in the season finale against St. Louis (12/20). Against the Rams, he led the team with five catches for 66 yards and a touchdown. Mills also contributed four kickoff returns during the season for 65 yards.

1996: Recovering from a torn ACL in his left knee suffered in Super Bowl XXX, Mills opened the season on the Steelers' Physically Unable to Perform List. He returned to practice on Oct. 9 and did not see any game action until the eighth game of the season at Atlanta (10/27). Three weeks later, he registered a 22-yard reception, a 15-yard rush and a 21-yard kickoff return against Jacksonville (11/17). He caught a 20-yard touchdown pass at Miami (11/25) before totaling two catches for 19 yards and two kickoff returns for 46 yards at Baltimore (12/1). Against San Francisco (12/15), he registered three catches for 31 yards and two kickoff returns for 28 yards. He returned one kickoff for 29 yards in the Wild Card playoff contest against Indianapolis (12/29) before gaining 99 yards on five kickoff returns and 15 yards on two receptions at New England (1/5/97) in a divisional playoff game. Mills finished the year with 92 yards and a touchdown on seven catches and 146 yards on eight kickoff returns.

1995: Mills established several career highs and Steelers team records during this breakout season. He set career highs with 39 catches, 679 receiving yards (17.4 avg.), 54 kickoff returns, 1,306 kickoff return yards (24.2) and 2,024 all-purpose yards. His kickoff return and kickoff return yards totals established new Pittsburgh team records. He opened his onslaught with two catches for 41 yards and a touchdown at Miami (9/18) before returning five kickoffs for 134 yards against Minnesota (9/24). He led the team with six receptions for 91 yards against Cincinnati (10/19), and at Chicago (11/5), he sent the game into overtime with a 10-yard, fourth quarter touchdown catch. He finished the day with three catches for 49 yards and a touchdown and five returns for 143 yards against the Bears. He tallied another touchdown catch against Cleveland (11/12). Mills had five catches for 80 yards and a touchdown while adding five returns for 137 yards at Cincinnati (11/19). He caught a career-high two touchdown passes among five receptions for 93 yards, while adding a 57-yard kickoff return at Oakland (12/10). He gained a season-high 99 yards on three receptions, including a 62-yard game winning touchdown, against New England (12/17). He added 134 yards on five kickoff returns and a carry for eight yards to total a career-high 241 all-purpose yards



against the Patriots. He then tied his season high with six receptions for 58 yards and a touchdown at Green Bay (12/24). Mills opened the playoffs with five catches for 66 yards and a touchdown against Buffalo (1/6/96). In the AFC Championship Game against Indianapolis (1/14/96), he had three catches for 52 yards, including a 37-yard catch with 1:38 remaining to set up the game-winning score. In Super Bowl XXX against Dallas (1/28/96), Mills was the game's leading receiver with eight receptions for 78 yards while adding 79 yards on four kickoff returns before tearing the anterior cruciate ligament in his left knee during the fourth quarter. He finished the postseason with a team-high 196 receiving yards on 16 catches.

1994: Mills played in 15 games, missing the game at Cleveland (9/11) with a hamstring injury. He scored his lone touchdown of the year on a 14-yard catch against Cincinnati (10/16), and he gained a regular-season high 98 yards on three catches against Miami (11/20). He led the Steelers with a season-high four receptions against Philadelphia (12/11). Against Cleveland (1/7/95) in a divisional playoff game, Mills tallied five catches for 117 yards, including a career postseason long 50-yard catch. He followed up that performance by recording eight catches for 106 yards against San Diego (1/15/95) in the AFC Championship Game. His 13 postseason catches for 223 yards was tops on the Steelers receiving chart.

1993: Mills finished the '93 season with 29 catches for 329 yards, a touchdown and three carries for 12 yards. He scored his only touchdown on a three-yard catch against Cincinnati (9/19), and he collected a season-high six receptions for 86 yards at Houston (11/28). He totaled two catches for 39 yards against Houston (12/19) and two catches for 18 yards at Seattle (12/26). He missed the season finale against Cleveland (1/2/94) with a sprained knee. In a Wild Card playoff game at Kansas City (1/8/94), he recorded four receptions for 60 yards, including a 26-yard touchdown catch.

1992: Mills finished the year with 30 catches for 383 yards and a team-high tying three touchdown catches, while also contributing 10 special teams tackles. He totaled 61 yards on four catches against Houston (11/1) before catching a 12-yard touchdown pass at Buffalo (1/8). Against Detroit (11/15), he registered four catches for 43 yards and a score, and he scored his third touchdown on a 19-yard catch against Seattle (12/6). Against Buffalo (1/9/93) in a divisional playoff game, Mills caught a team-high eight passes for 93 yards.

1991: Mills totaled three catches for 79 yards and a touchdown while leading the team with 15 special teams tackles during his rookie campaign. He scored his first NFL touchdown against New England (9/15) when he recovered a punt in the end zone that had bounced off a Patriots blocking back. His first receiving touchdown came on a 35-yard reception at Cincinnati (11/10), where he finished with two catches for 65 yards. He was a third round (73rd overall) selection of Pittsburgh in the 1991 NFL Draft.

COLLEGE: Mills totaled 41 receptions for 770 yards and 10 touchdowns as a senior at Florida. His 10 touchdown catches were the most in school history since Cris Collinsworth had nine in 1978. He finished his junior year with 19 catches for 404 yards and three touchdowns as a junior. He recorded nine catches for 153 yards his sophomore season after totaling 12 receptions for 258 yards and two touchdowns as a freshman. Mills was a teammate of Cowboys' running back Emmitt Smith at Florida, and he graduated from Florida with a degree in sports administration/exercise and sport science.

PERSONAL: Ernest Lee Mills III was a second-team all-state selection as a defensive back with eight interceptions and 53 tackles as a senior for Dunnellon, FL, High School. He also doubled as a running back, registering 414 yards out of the backfield.

MILLS' NFL TOTALS


| Year | Receiving | | | | | No. | Kickoff Returns | | | |
|-----------------|-----------|-------|------|------|----|-----------------|-----------------|------|------|----|
| | No. | Yds. | Avg. | Long | TD | | Yds. | Avg. | Long | TD |
| 1991 (Pitt.) | 3 | 79 | 26.3 | 35 | 1 | 11 | 284 | 25.8 | 54 | 0 |
| 1992 (Pitt.) | 30 | 383 | 12.8 | 22 | 3 | 1 | 11 | 11.0 | 11 | 0 |
| 1993 (Pitt.) | 29 | 386 | 13.3 | 30 | 1 | 1 | 0 | 0.0 | 0 | 0 |
| 1994 (Pitt.) | 19 | 384 | 20.2 | 43 | 1 | 2 | 6 | 3.0 | 6 | 0 |
| 1995 (Pitt.) | 39 | 679 | 17.4 | 62 | 8 | 54 | 1,306 | 24.2 | 57 | 0 |
| 1996 (Pitt.) | 7 | 92 | 13.1 | 22 | 1 | 8 | 146 | 18.3 | 27 | 0 |
| 1997 (Car.) | 11 | 127 | 11.5 | 37 | 1 | 4 | 65 | 16.3 | 33 | 0 |
| Totals | 138 | 2,130 | 15.4 | 62 | 16 | 80 | 1,818 | 22.7 | 57 | 0 |
| Playoffs | | | | | | Playoffs | | | | |
| 1992 (Pitt.) | 8 | 93 | 11.6 | 20 | 0 | 11 | 226 | 20.5 | 26 | 0 |
| 1993 (Pitt.) | 4 | 60 | 15.0 | 26 | 1 | 6 | 128 | 21.3 | 36 | 0 |
| 1994 (Pitt.) | 13 | 223 | 17.2 | 50 | 0 | 17 | 354 | 20.8 | 36 | 0 |
| 1995 (Pitt.) | 16 | 196 | 12.3 | 37 | 1 | | | | | |
| 1996 (Pitt.) | 2 | 15 | 7.5 | 8 | 0 | | | | | |
| Totals | 43 | 587 | 13.7 | 50 | 2 | | | | | |

ADDITIONAL STATISTICS

Rushing: 1993 (3 att., 12 yds.), 1994 (3 att., 18 yds.), 1995 (5 att., 39 yds.). Total (11 att., 64 yds.).
Special Teams Tackles: 1991 (13-2-15), 1992 (9-1-10). Total (22-3 - 25).

SINGLE GAME BESTS

Receptions - 6 three times, last vs. Houston, 11/28/93
 Playoffs - 8 vs. Dallas, 1/28/96
 Receiving Yards - 99 vs. New England, 12/16/95
 Playoffs - 117 vs. Cleveland, 1/7/95
 Touchdowns - 2 @ Oakland, 12/10/95
 Kickoff Returns - 5 six times, last vs. New England, 12/16/95
 Playoffs - 4 twice, last vs. Dallas, 1/28/96
 Kickoff Return Yards - 143 @ Chicago, 11/5/95
 Playoffs - 96 vs. Indianapolis, 1/14/96
 Long Kickoff Return - 57 @ Oakland, 12/10/95
 Playoffs - 36 @ New England, 1/5/97
 Long Reception - 62 vs. New England, 12/16/95
 Playoffs - 50 vs. Cleveland, 1/7/95



Singor Mobley

Safety

5'11" ★ 195 ★ 10/12/72

Washington State

FA for '97

NFL: 2nd Year ★ Cowboys: 2nd Year



GAMES/STARTS (regular season, playoffs): 1997 (12/0).

PRO: Signed as a free agent in 1997, Singor Mobley provides the Cowboys depth at safety and on special teams. As one of three rookie free agents to make the team in 1997, Mobley showed Dallas coaches that he was a smart player who could read and react quickly to opposing offenses. A big hitter, he provided the defense with additional run support and came into his own as a special teams player the second half of his rookie season. Although a rookie by NFL standards, Mobley came to the Cowboys with two years of professional football experience from the pass-happy Canadian Football League as a member of the Edmonton Eskimos.

1997: After signing as a free agent with Dallas on Feb. 12, Mobley went on to earn a roster spot as a backup in the secondary and a special teams contributor. He started the season as a deactivation in four of the first five games, but then saw action in each of the final 11 games. He went on to record a special teams tackle in eight of the final 10 games of the season and finished seventh on the team with 11 special teams tackles. He saw his first career game action against Philadelphia (9/15) playing on special teams, but he suffered a sprained right knee in the game and was slowed the next few weeks. He returned to action and saw time on special teams at Washington (10/13). Mobley recorded two special teams tackles against Jacksonville (10/19), and he also recorded a tackle while working in the Dallas nickel defense with Darren Woodson out of the game in the second half with a hyperextended right knee. Mobley also saw considerable action in the Dallas nickel package at Philadelphia (10/26) with Woodson out of the lineup. He was third on team with two special teams tackles against Arizona (11/9) and saw action at safety in the season finale against the N.Y. Giants (12/21), recording one tackle. Mobley was one of three rookie free agents to make the team and one of 12 rookies on the squad.

1996: Mobley finished his second CFL season with the Edmonton Eskimos with 72 tackles, five sacks, three tackles for losses, an interception and a fumble recovery. The Eskimos finished the year with an 11-7 record, earning a berth in the postseason. He registered 10 tackles and a tackle for a loss in the first two playoff wins before tallying two tackles against Toronto in a 43-37 loss in the Grey Cup.

1995: As a rookie with the Eskimos in 1995, he totaled 58 tackles, three tackles for losses, three fumble recoveries – for 129 return yards – and a sack. The Eskimos posted a 13-5 record but fell to Calgary in the North Division Finals.

COLLEGE: Mobley finished his senior campaign at Washington State sixth on the Cougars tackle chart with 55 tackles, five passes defended, two interceptions, a forced fumble and a fumble recovery. As a junior in 1993, he was an honorable mention All-Pac 10 selection after tying for third on the team with 63 tackles and recording three passes defended, two interceptions, two sacks and two forced fumbles. He also recorded one kickoff return for 17 yards. As a sophomore, he earned honorable mention All-Pac 10 honors after finishing fourth on the team with 75 tackles, four passes broken up, an interception, a fumble caused and a fumble recovered. He registered a season-high 14 tackles against Oregon while returning four kickoffs for 102 yards. Mobley played in all 11 games as a freshman, totaling 33 tackles, an interception and a fumble caused. His best outing of the year was against Stanford when he tallied 12 tackles. He played for Cowboys secondary coach Mike Zimmer while at Washington State.

PERSONAL: Mobley earned three letters each in football and track at Curtis High School in Tacoma, WA, where he played running back and defensive back for three years. As a senior, the team captain was named All-South Puget Sound League first-team running back and defensive back, league MVP-defensive back and co-MVP-running back. He was also a first-team all-state selection as a running back and defensive back. During his high school career, he rushed for 31 touchdowns and 3,006 yards. Singor A. Mobley majored in physical therapy at Washington State.

MOBLEY'S COWBOYS TOTALS

| Year | Tackles | | | Sacks | Tk/ Loss | QB Press. | Passes Def. | For. Fum. | Special Teams | | |
|------|---------|-------|------|-------|-------------|--------------|----------------|--------------|---------------|-------|------|
| | Solo | Asst. | Tot. | | | | | | Solo | Asst. | Tot. |
| 1997 | 0 | 2 | 2 | 0.0 | 0 | 0 | 0 | 0 | 5 | 6 | 11 |



Beau Morgan

Running Back

5'10" ★ 192 ★ 8/4/75

Air Force

FA for '97

NFL: 1st Year ★ Cowboys: 1st Year



PRO: Beau Morgan's opportunity to beat the odds and find a career in the NFL draws one year closer as his military obligation to the Air Force winds down. He will spend the 1998 season on active duty as a Second Lieutenant in the Air Force, completing the final year of his obligation to the service. For the second straight year, Morgan will participate in Cowboys training camp before returning to his military work in August. Following the spring of 1999, Morgan will be able to pursue his dream of a professional football career with his hometown team on a full-time basis. Relying on a wealth of instinctive natural ability, Morgan has made a successful transition from directing the Air Force option offense as a running quarterback to finding the holes in the professional ranks as a running back. His opportunities to contribute to the Cowboys in future years will be aided by his work ethic, his hard-nosed approach to the game, and his versatility. Morgan is the latest in the Cowboys' rich tradition of finding success with players selected from the U.S. military academies. Quarterback Roger Staubach (Navy) and defensive tackle Chad Hennings (Air Force) have led the way down a path for success that Morgan hopes to someday follow. Morgan was initially signed by Dallas as a free agent on April 24, 1997.

1997: Morgan participated in the Cowboys training camp for just over two weeks before being placed on the reserve/military list on Aug. 4. He was available for one preseason game, a home meeting with the Oakland Raiders (8/3). During his only preseason outing, Morgan caught three passes for 12 yards and gained eight rushing yards on eight attempts. He fulfilled his obligation to the Air Force Academy in the fall of 1997 by serving as an assistant football coach.

COLLEGE: Morgan was an All-WAC selection and the Pacific Division Offensive Player of the Year at Air Force after completing 95-of-180 passes for 1,210 yards and eight touchdowns and rushing 225 times for 1,498 yards and 18 touchdowns as a senior. His rushing total established a school and NCAA Division 1-A season record for quarterbacks. He was an All-WAC selection as a junior after completing 90-of-169 passes for 1,165 yards and 12 touchdowns and rushing for 1,285 yards and 19 touchdowns on 229 carries. Morgan finished his Air Force career with a school record 594 carries for 3,379 yards and 42 touchdowns. He added another 3,248 yards passing with 25 TDs.

PERSONAL: A native of nearby Carrollton, TX, Morgan guided Trinity Christian Academy (Addison, TX) to state championships as a junior and senior and was named MVP of both championship games. For his high school career, he passed for over 5,000 yards and 70 touchdowns and rushed for 2,200 yards and 25 touchdowns.



Nate Newton

Guard

6'3" ★ 320 ★ 12/20/61

Florida A&M

FA for '86

NFL: 13th Year ★ Cowboys: 13th Year



GAMES/STARTS (regular season, playoffs): 1986 (11/0), 1987 (11/11), 1988 (15/15), 1989 (16/16), 1990 (16/16), 1991 (14/14, 2/2), 1992 (15/15, 3/3), 1993 (16/16, 3/3), 1994 (16/16, 2/2), 1995 (16/16, 3/3), 1996 (16/16, 2/2), 1997 (13/13). Total - 175/164, 15/15.

PRO: Nate Newton began his professional career as a free agent signee of the Washington Redskins who was released on the final cut of the 1983 summer training camp. After playing two seasons in the USFL and suffering through two of the worst seasons in Dallas Cowboys franchise history, Newton's perseverance has paid handsome dividends. In 1998, he enters his 12th year as a starter on the Dallas offensive line. He is the owner of three Super Bowl rings, and, for a good portion of his career, he has been regarded as one of the NFL's very best offensive guards. He has been a member of the NFC Pro Bowl squad in five of the past six seasons. Newton, who possesses outstanding natural strength and quickness for a man of his size, has started 92 of the Cowboys last 96 regular season games at left guard. He has started more reg-



ular season games on the Dallas offensive line (164) than any other current Cowboy. Including playoff games, Newton has 179 career starts – the most of any active Dallas offensive player. He has started 177 of the last 184 Cowboys regular season and postseason games dating back to the strike of 1987. He has played a prominent role on an offensive line that has allowed just 96 sacks in 64 games (1.5 per game) over the last four seasons, fewest in the NFL during that time. One of the most entertaining personalities in the Cowboys locker room, Newton is also one of the team's most popular figures with fans. In addition to his two All-Pro selections, he has been a mainstay on the All-Madden team since 1989.

1997: In the latest installment of a career that has been characterized by durability and dependability, Newton faced the difficulty of battling nagging injuries throughout the entire 1997 campaign. Though he answered the bell for 13 of the Cowboys regular season games, Newton missed earning a spot on the NFC Pro Bowl squad for the first time since the 1991 season. In the middle of a productive training camp, Newton suffered a sprained right foot and missed the final two preseason games. He returned to the starting lineup at left guard at Pittsburgh (8/31) and helped Dallas gain 380 total yards, including 295 yards passing while not allowing a sack. The following week at Arizona (9/7), he missed a few snaps as the result of the foot injury, but he was able to return to action for most of overtime. He earned a game ball for his performance in the impressive win over Jacksonville at Texas Stadium (10/19). Two weeks later, he irritated his left knee at San Francisco (11/2) but played the entire game. He was inactive the next week against Arizona (11/9) with a bruised left knee, snapping a string of 73 consecutive starts dating back to the 1992 season-finale against Chicago. Newton returned to the lineup and was part of a unit that allowed just one sack in 46 pass plays against Washington (11/16). He played the first half against Carolina (12/8) but was forced out of the game in the third quarter when his left knee was no longer stable enough for him to play. He was inactive at Cincinnati (12/14) and against the N.Y. Giants (12/21) with the left knee sprain. Newton underwent arthroscopic surgery on his left knee and surgery on his left shoulder to repair posterior instability following the 1997 season.

1996: Newton was selected to his fifth consecutive Pro Bowl in 1996, which represents the most selections by a Dallas offensive lineman since Rayfield Wright was selected six straight times from 1971 to 1976 – and the most by a Dallas guard since John Niland went six times from 1968-73. Newton was one of the leaders of a Dallas offensive line that led the NFL in allowing the fewest number of sacks in 1996. Cowboys quarterbacks were sacked just 19 times in 506 total passing plays. The Dallas line permitted zero sacks in four games, while surrendering one sack in five others. In the postseason, the Cowboys offensive line led the way to 255 yards rushing in the win over Minnesota (12/28), marking the second best postseason total in club history. In addition to appearing in his fifth straight Pro Bowl, Newton earned second team All-Pro honors from *College and Pro Football Newsweekly*, as well as second team All-NFC honors from U.P.I.

1995: With the Cowboys' 27-17 win over Pittsburgh in Super Bowl XXX (1/28/96), Newton distinguished himself as one of 21 Dallas players who have served on the active roster of all three of the team's Super Bowl Champions in the 1990's. In addition to being a consensus All-Pro for the second straight season, Newton earned his fourth consecutive trip to the Pro Bowl. Three other players on the Dallas front joined Newton as 1995 Pro Bowl selections: Mark Tuinei (tackle), Ray Donaldson (center) and Larry Allen (guard). That unit paved the way for Emmitt Smith to earn his fourth NFL rushing title in five years with a club record 1,773 yards, while also enabling Smith to collect a club record 11 100-yard rushing games. Smith also set a NFL record for single-season rushing touchdowns with 25. The Dallas offensive line closed the year ranked second in the NFL in terms of fewest sacks allowed with a club-record 18, trailing only Chicago (15). The Cowboys also ranked second in the NFL in fewest yards lost due to sacks (118). Dallas permitted no sacks in six of their 16 games, and two-sacks-or-less in 14-of-16 regular season games. Also in 1995, Troy Aikman was sacked a career-low 14 times – or one sack for every 32 passing plays in which Aikman was involved. The Dallas offensive line was also instrumental in helping the Cowboys to top NFL rankings in the following categories: first downs (first in the NFL with 22.8-per-game), yards-per-play (second, 5.8) and scoring (third, 27.2 points-per-game). In starting all 16 games, Newton extended his streak of consecutive regular season starts to 50 – dating back to 1992.

1994: In his ninth NFL season, Newton gained more individual honors and recognition than any previous year. In addition to earning his third straight Pro Bowl trip, he was a consensus All-Pro and was selected as the NFL Offensive Lineman of the Year by the NFL Alumni Association, while garnering his sixth straight All-Madden team selection. Newton started all 16 games at left guard while helping the Dallas offensive line establish a new team record by allowing just 20 sacks – for losses totaling just 93 yards. Dallas led the NFL in allowing the fewest yards in QB sacks (93) and the Cowboys were fourth in fewest sacks allowed (20). Emmitt Smith finished the year third in the NFL rushing race with 1,484 yards, and the Cowboys were fifth in the NFL in rushing yards-per-game (122.1). Newton received a game ball in the Cowboys win over the Giants (11/7) in which Smith rushed for 163 yards on 35 carries and Aikman was not sacked in 24 passing attempts.

1993: In his second straight Pro Bowl season at left guard, Newton was again a key figure in clearing the way for Smith's third straight rushing title. In Smith's three consecutive rushing title seasons (1991-93), the Dallas offensive line helped the Dallas running back gain 4,762 yards on the ground for an average of almost 1,600 yards-per-season. Newton earned a game



ball for his blocking at Philadelphia (10/31) when Smith rushed for a NFL season-high and club-record 237 yards. The Cowboys had the NFL's second ranked rushing offense, averaging 135.1 yards-per-game, en route to a second straight Super Bowl title. In Super Bowl XXVIII, the Cowboys offensive line was considered the biggest group to ever take the field in the NFL, averaging 316 pounds-per-man. During the regular season, Newton and Co. permitted the lowest number of sacks in the NFC with 29 for losses totaling just 10.2 yards-per-game. In 16 regular season games, the Cowboys allowed more than two sacks in just three games. An All-Madden Team selection for the fifth straight year, he also earned second team All-Pro recognition from *College & Pro Football Newsweekly*.

1992: The emergence of Erik Williams at right tackle enabled Newton to move back to his old left guard spot, and the switch resulted in the first of Newton's Pro Bowl selections. Newton and center Stepnoski became the first Dallas offensive linemen selected to the Pro Bowl since 1982. While helping lead Smith to his second straight NFL rushing title with 1,713 yards, Newton established himself as one of the game's premier guards. He earned a game ball for his performance against Philadelphia (11/1), a game in which Smith rushed for 163 yards – becoming the first NFL back to top the 100-yard barrier in over 50 tries against the Eagles defensive front. He also earned a game ball in the season opener against Washington (9/7), when Smith collected 140 yards against the defending Super Bowl Champions. Newton started 15 games, sitting out the season finale against Chicago (12/27) while resting a sore right knee.

1991: In his second year as the starting right tackle, Newton's play against some of the top defenders in the NFL was a cornerstone, particularly down the stretch, in the Cowboys' drive to their first playoff trip since 1985. After missing the Giants (11/17) and Washington (11/24) games due to a sprained right knee, Newton played a big role in the Cowboys' six-game winning streak at the end of the year. Against a New Orleans (12/8) team that ranked second in the NFL in total defense, rush defense and pass defense, in addition to tying for third in the league in sacks, Dallas did not give up a sack and allowed Smith to become the first back in 1991 to top 100 yards rushing against the Saints. In that game, Newton held Saints linebacker Rickey Jackson, who finished ninth in the NFL with 11.5 sacks, without a sack. The next week in the playoff-clinching win at Philadelphia (12/15), Newton limited All-Pro Reggie White to one sack, the Eagles only sack of the day and what proved to be the low sack output of the season for Philadelphia, who led the league in defense and sacks in 1991. In addition, Dallas ran behind Newton for most of the afternoon as Smith gained 122 yards, 98 in the second half, against Green Bay (10/6), which entered the game as the NFL's top run defense. Oilers defensive end William Fuller, who earned AFC Pro Bowl honors, was limited to one tackle and no sacks by Newton on Nov. 17. In five games in 1991, Newton lined up opposite a player who finished the year in the top 10 in sacks, allowing a total of two sacks in those battles.

1990: Early in the Cowboys' 1990 training camp, Newton successfully made the transition from left guard to right tackle. He went on to start all 16 games at right tackle and was named the Cowboys' Most Valuable Offensive Player by *Pro Football Weekly*. He was also the only Dallas offensive lineman to earn All-Pro votes from the Associated Press for his play in the Cowboys 7-9 season. In the two 1990 meetings between the Cowboys and Eagles, All-Pro Reggie White tallied three total tackles and no sacks while facing Newton at the right tackle spot.

1989: For the first time in his NFL career, Newton started every single game of a 16 game regular season schedule. He was the Cowboys regular left tackle throughout the year, and moved to right tackle during the 1990 training camp.

1988: Newton missed just one game due to injury in 1988, and started 15 games at left guard. In the last seven games of the season, he began a streak of 49 straight starts that lasted through to the latter portion of the 1991 season.

1987: Newton earned his first career NFL start in the 1987 opener – at left guard – in St. Louis (9/13), a 24-13 Cardinal victory. He started all 11 of the games (at left guard) he played in during the strike-shortened season.


1986: Newton signed on as a free agent with the Cowboys, and spent his first year in Dallas as a backup along the offensive line. He was active for all 16 games and played in 11 of those outings in a reserve capacity.

1984-85: Prior to joining the Cowboys, Newton played two seasons with the USFL's Tampa Bay Bandits.

1983: Newton originally signed with the Washington Redskins out of college as a free agent in 1983 but was released on the final cut.

COLLEGE: Newton played on both the offensive and defensive lines while winning four letters at Florida A&M. He was a team captain as a senior, when he was named all-conference.

PERSONAL: Nathaniel Newton, Jr. was an all-around athlete at Jones High School in Orlando, FL, where he participated in football, basketball, wrestling and track (shot put). His younger brother Tim played nine years as a defensive tackle in the NFL with Minnesota, Tampa Bay and Kansas City. Nate has previously done extensive work in the community in the areas of providing food for needy families and anti-drug educational programs. He is one of the Cowboys' most popular figures among youngsters in the Metroplex, answering the call for several school assemblies on the importance of education. Nate annually serves as a celebrity escort for the Children's Cancer Fashion Show. He also made a special appearance at Texas Scottish Rite Hospital with Sesame Street's "Cookie Monster" to visit the children. He and wife Dorothy have two sons, Nathaniel III (10/15/89) and Nate King (7/15/97).



Jimmy Oliver

Wide Receiver

5'10" ★ 186 ★ 1/30/73

Texas Christian

FA for '98

NFL: 3rd Year ★ Cowboys: 1st Year



GAMES/STARTS (regular season, playoffs): 1995 (IR-S.D.), 1996 (IR-S.D.). Total - 0/0.

PRO: The Dallas Cowboys hope they have captured lightning in a bottle with wide receiver Jimmy Oliver, a two-year starter and two-time All-America sprinter at Texas Christian University. An athletic receiver with world-class speed, the former track star has the excellent hands and body control needed to compete for playing time in the NFL. The Dallas native joins the Cowboys in 1998 as a free agent after two injury plagued seasons with the San Diego Chargers, where he was originally a second-round draft choice in 1995. As the 61st player taken overall in that draft, Oliver has the skills to perform at this level, and he will be given every chance to display those in the Dallas passing game this fall.


1997: Following arthroscopic surgery on his right knee in June, Oliver began rehabilitation, but he was released on July 21, prior to the start of training camp. He sat out the 1997 season.

1996: Oliver's 1996 season ended up much the same as his 1995 campaign, watching from the sidelines. After spraining his left knee in the final preseason game at St. Louis (8/23), Oliver underwent arthroscopic surgery and was inactive for the Chargers first six games. He was then moved to the reserve/injured list on Oct. 9.

1995: Originally the third of three second-round draft choices (61st overall) by the Chargers in 1995, Oliver's rookie season was cut short when he suffered a dislocated right shoulder while being tackled on a kickoff return in San Diego's first preseason game against Minnesota (8/7). Prior to the injury, he returned three kickoffs for 81 yards. He underwent surgery on Aug. 10 to repair the shoulder and missed the remainder of the 1995 season. He was inactive for the Chargers' first nine games before being placed on the reserve/injured list Nov. 10.

COLLEGE: Oliver started 24-of-39 games at wide receiver for Texas Christian University, recording 55 receptions for 1,058 yards (19.2 avg.) and 11 touchdowns. He also rushed 14 times for 103 yards and returned 44 kickoffs for 1,029 yards (23.4 avg.). As a senior, Oliver caught 23 passes for 547 yards (23.8 avg.) and five touchdowns, and he also returned 19 kickoffs for 431 yards (22.7 avg.). He caught five passes for 109 yards, including a 50-yard touchdown grab, and set up another score with an 11-yard reserve in a 31-21 victory over Kansas. He hauled in six passes for a career-high 206 yards with scores of 89 and 62 yards in a 24-17 win over Texas Tech. During his junior year, Oliver caught 13 passes for 172 yards (13.2 avg.) and one touchdown. He also returned 20 kickoffs for 492 yards (24.6 avg.). As a sophomore in 1992, Oliver played in every game and caught 18 passes for 317 yards and a team-high five touchdowns. Oliver was a two-time All-America selection as a member of the Horned Frogs' 4x100-meter relay team. In 1993, he won the Southwest Conference indoor title in the 55 meters and placed third in the 55-meter hurdles. He finished fourth in the SWC 100 meters during the 1993 outdoor season and led the 4x100-meter relay team to a second place finish in the NCAA Championships that year.

PERSONAL: Jimmy Earl Oliver was born and raised in Dallas, TX, and he earned all-state honors at Adamson High School in track, winning the 110 hurdles title. He also competed in the intermediate hurdles and was one of three high school performers in the nation with a 49'0" leap in the triple jump. In football, Oliver gained 926 yards and scored 12 touchdowns as a running back and picked off four passes as a defensive back his senior season. He majored in economics at TCU.



Kavika Pittman

Defensive End

6'6" ★ 267 ★ 2/9/74

McNeese State

D2 for '96

NFL: 3rd Year ★ Cowboys: 3rd Year



GAMES/STARTS (regular season, playoffs): 1996 (15/0, 2/0), 1997 (15/0). Total - 30/0, 2/0.

PRO: Three years ago, Kavika Pittman was dominating collegiate football on the I-AA level. Today, he is battling for a starting defensive end position with the Dallas Cowboys. Pittman has spent the first two years of his professional career adding strength and quickness while learning



the intricacies of playing defensive end in the NFL from Pro Bowl ends Tony Tolbert and Charles Haley. This year, Pittman will be progressing under the watchful eye of Jim Jeffcoat, a NFL defensive end for 15 years before joining the coaching ranks. With his increased understanding of what it takes to succeed as a NFL defensive end, the Cowboys are expecting big things from Pittman.


1997: Pittman saw most of his playing time with the Cowboys special teams units while getting spot duty at defensive end. He finished with three special teams tackles to go along with his six defensive tackles, two tackles for losses, a sack and a quarterback pressure. He finished second on the team with two special teams tackles in the overtime loss at Arizona (9/7). He registered a defensive tackle against Chicago (9/28) before being de-activated at Washington (10/13). He tallied a special teams tackle against Arizona (11/9) before recording a defensive tackle at Cincinnati (12/14). He registered the best statistical game of his professional career with extensive playing time in the season finale against the N.Y. Giants (12/21), totaling four tackles, two tackles for losses, a quarterback pressure and his first career sack.

1996: Pittman saw most of his action as a rookie on special teams while seeing limited playing time in the Cowboys' defensive end rotation. He finished the year tied for third on the team with 17 special teams tackles - tops among rookies - while recording five tackles and five quarterback pressures as a defensive end. He recorded a special teams tackle in his professional debut at Chicago (9/2). Against the N.Y. Giants (9/8), he registered his first career tackle and two quarterback pressures in helping limit the Giants to 105 yards of offense. He tallied two special teams stops at Philadelphia (9/30). He registered two special teams tackles at Miami (10/27) and against Philadelphia (11/3) before missing the 49ers game (11/10) with a strained right calf suffered against the Eagles. Pittman led the team with two special teams tackles at the N.Y. Giants (11/24) and recorded two more against Washington (11/28). At Washington (12/22), he registered two tackles and a quarterback pressure in extensive playing time in the season finale. Pittman, drafted 37th overall, was the first McNeese State player ever selected by Dallas.

COLLEGE: Pittman, the Louisiana and Southland Conference Defensive Player of the Year, earned All-America honors following his senior season. In leading the McNeese State Cowboys to their first ever semifinal appearance in the NCAA Division I-AA playoffs, Pittman tallied 57 tackles, 13 sacks, seven tackles for losses, 18 quarterback pressures, 11 passes defended, two forced fumbles and a blocked kick. Pittman finished his junior year with 59 tackles, four tackles for losses, four sacks, 11 quarterback pressures, a fumble recovery and a blocked kick for the sixth ranked Division I-AA defense.

PERSONAL: Pittman was born Oct. 9, 1974 in Frankfurt, Germany, where his father was stationed with the U.S. Army. His father's career moved the Pittman family five times before reaching Leesville, Louisiana, where Kavika was an all-state selection and district Most Valuable Player when he accounted for 94 tackles and 12 sacks as a senior at Leesville High. The Health and Human Performance major also won the district championship in the high jump, triple jump and long jump as a senior. To show his all-around athletic ability, Pittman led his AAU all-star basketball team to a national championship.

| PITTMAN'S COWBOYS TOTALS | | | | | | | | | | | |
|--|----------|----------|-----------|----------------|--------------|--------------|----------------|--------------|---------------|----------|-----------|
| Year | Tackles | | Tot. | Sacks | Tkl/ Loss | QB Press. | Passes Def. | For. Fum. | Special Teams | | |
| | Solo | Ast. | | | | | | | Solo | Ast. | Tot. |
| 1996 | 3 | 2 | 5 | 0.0 (0) | 0 | 5 | 0 | 0 | 10 | 7 | 17 |
| 1997 | 4 | 2 | 6 | 1.0 (7) | 2(-2) | 1 | 0 | 0 | 1 | 2 | 3 |
| Totals | 7 | 4 | 11 | 1.0 (7) | 2(-2) | 6 | 0 | 0 | 11 | 9 | 20 |
| Playoffs | | | | | | | | | | | |
| 1996 | 0 | 0 | 0 | 0.0 (0) | 0 | 1 | 0 | 0 | 1 | 0 | 1 |
| SINGLE GAME BESTS | | | | | | | | | | | |
| Total Tackles - 4 vs. N.Y. Giants, 12/21/97 | | | | | | | | | | | |
| Solo Tackles - 3 vs. N.Y. Giants, 12/21/97 | | | | | | | | | | | |
| Tackles for Losses - 2 vs. N.Y. Giants, 12/21/97 | | | | | | | | | | | |
| ADDITIONAL STATISTICS | | | | | | | | | | | |
| Punt Returns - 1997 (1 ret., 0 yds.) | | | | | | | | | | | |



Deion Sanders

**Cornerback/
Wide Receiver**

6'1" ★ 195 ★ 8/9/67

Florida State

UFA (SF) for '95

NFL: 10th Year ★ Cowboys: 4th Year



GAMES/STARTS (regular season, playoffs): 1989 (15/10-Atl.), 1990 (16/16-Atl.), 1991 (16/15, 2/2-Atl.), 1992 (13/12-Atl.), 1993 (11/10-Atl.), 1994 (14/12, 3/3-S.F.), 1995 (9/9, 3/3), 1996 (16/16, 2/2), 1997 (13/13), Total - 123/113, 10/10 (Dallas - 38/38, 5/5).

PRO: On Sept. 9, 1995, the Dallas Cowboys made the biggest free agent move in the franchise's history - and perhaps the boldest maneuver in the five year history of NFL free agency -



by signing Deion Sanders to a long term contract. In doing so, Dallas was able to secure the services of one of the most talented cornerbacks in the history of the NFL. Sanders is an extremely gifted and versatile athlete, who, in addition to his various skills as a cornerback, punt returner and pass receiver, is also a major league baseball player. He is the only man in professional sports history to play in both a World Series (batting at a .533 World Series clip with Atlanta in 1992) and in the Super Bowl (with victorious San Francisco and Dallas teams following the 1994 and 1995 seasons). To further validate his versatility, Sanders is the only man in NFL history who has recorded both a pass reception – a 47-yarder, the longest completion of the game in Super Bowl XXX – and an interception – returned for 15 yards in Super Bowl XXIX – in Super Bowl action. After helping the Cowboys win Super Bowl XXX in Tempe, Sanders announced on Feb. 20, 1996 that he would play football exclusively for the entire 1996 season – marking the first one-sport season of his professional athletic career. As a result, Sanders started 16 regular season games at cornerback and another eight at wide receiver – becoming the first two-way starter in the NFL since the Eagles' Chuck Bednarik, who retired in 1962. At the completion of the 1996 football season, Sanders returned to baseball, signing with the Cincinnati Reds, and went on to lead the major leagues in stolen bases well into the final month of the '97 season before returning to football on a full-time basis in September. He finished the 1997 baseball season ranked second in the National League with 56 stolen bases. Sanders chose not to play baseball in 1998, marking the second time in his NFL career that he will be available to start 16 professional football games. Recognized as the league's most dominant coverage cornerback, Sanders is capable of single-handedly taking half of the field away from opposing offenses, and, often, teams simply refuse to throw the football his way. His elite reputation as a performer is backed up by his production. He has been selected to six Pro Bowls, while collecting 36 career interceptions and 17 regular season touchdowns. His unmatched foot-speed, quickness and big-play ability make him a dangerous weapon every time he touches the ball. The numbers illustrate his explosiveness and versatility. In nine seasons as a runner, receiver, defender, punt returner and kickoff returner, Sanders has gained an average of 17.7 yards every time he has touched the football in a NFL regular season game. His 18 career touchdowns (including playoffs) have been scored in the following manner: interceptions (7), pass receptions (3), rushes (1), kickoff returns (3), punt returns (3) and fumble recoveries (1). By virtue of his two returns for scores in 1997 (one punt return and one interception), Sanders now holds the NFL record for career touchdowns scored on any type of return with 14. Those 14 regular season returns for touchdowns have come on seven interceptions, three kickoff returns, three punt returns and one fumble return. Perhaps the one statistic that supports Sanders' status as one of the game's greatest playmakers is his career interception return average of 26.3 yards-per-return on 36 career thefts. He is on the fast track to set a NFL standard that will be difficult to surpass. The all-time leader in that category (minimum of 50 interceptions) is Lem Barney, who averaged 19.2 yards-per-return. As a baseball player, Sanders has spent time with the following major league clubs: New York Yankees (1989-90), Atlanta (1991-1994), Cincinnati (1994-1995 and 1997) and San Francisco (1995). On the football field, he has served the Atlanta Falcons (1989-1993), the San Francisco 49ers (1994) and the Cowboys (1995 to present). As the fifth player taken in the first round of the 1989 NFL Draft by the Falcons, Sanders joins Troy Aikman (first overall selection in 1989) and Broderick Thomas (sixth pick overall in 1989) on the current Dallas roster.

1997: Despite missing the final three games of the season with a fractured rib, suffered in the Thanksgiving Day loss to Tennessee (11/27), Sanders was once again recognized for his brilliance on the field by nearly every major news outlet. He was selected to his sixth career Pro Bowl (his second with Dallas), and he was named All-Pro by the Associated Press, *Pro Football Weekly*/Professional Football Writers of America, *Sporting News* and *Sports Illustrated*. Sanders was also named the NFC Defensive Back of the Year in 1997 as selected by the NFL Players Association. He picked up the usual list of awards despite the fact that, as usual, he was rarely challenged by most of the quarterbacks or receivers that he faced. As a result, Sanders only registered two interceptions on the year – but both were taken from two NFC Pro Bowl quarterbacks, and former teammates of Sanders', Steve Young and Brett Favre. He raced 31 yards and nearly reached the end zone with the Young interception at San Francisco (11/2). Two weeks later, he picked off Favre and ran 50 yards untouched for a touchdown that gave Dallas a 10-7 lead in the eventual loss at Green Bay (11/23). Sanders was with the Cincinnati Reds right up until the start of the NFL season, joining the Cowboys just days prior to the season opening win in Pittsburgh (8/31). As the baseball season reached its final weeks, Sanders was being treated for a bulging disc in his lower back that ultimately did not prevent him from missing any football action. With only one full practice session under his belt, he started at right cornerback at Pittsburgh and recorded four tackles and two passes defended. He also returned two punts for a 22.5-yard average, including a 38-yard return. The following day, he was 0-1 for the Reds as a pinch hitter against Kansas City. Following the Cowboys overtime loss at Arizona (9/7), Sanders returned to Dallas and football full time. That week, on Monday Night Football, he registered a season-high five tackles and deflected a pass against the Eagles (9/15) in the Cowboys last second victory. Following the open date, Sanders broke open the Cowboys win against Chicago (9/28) with an 83-yard punt return for a touchdown in the third quarter. It was the longest punt return of his career (his third career punt return for a touchdown, and first as a Cowboy) and tied the fourth longest in team history. It was Dallas' first punt return for a touchdown since Kevin Williams ran one back 83 yards against Washington on Nov. 20, 1994. He finished with a career-high 99 yards on four punt returns. He also added two tackles against the Bears and deflected the 100th pass of his career. He had a season-high five punt returns against Jacksonville (10/19) and earned a special teams game ball by return-



ing those for 81 yards (16.2 avg.). Sanders broke the NFL record for career touchdowns on returns when he ran back the Favre interception 50 yards for a score at Green Bay (11/23). It was his 14th career touchdown on a return of any kind. He also added four tackles in the game, including one for a loss. Four days later, his season ended with a right rib fracture on a punt return against Tennessee (11/27). He was inactive the final three weeks of the season. On May 29, 1998, Sanders underwent arthroscopic surgery on his left ankle to remove a bone spur.

1996: For the first 11 games of the season, Sanders was a regular at both the cornerback and wide receiver positions, becoming the NFL's first two-way player in over 30 years. By season's end, he started all 16 games on defense and eight on offense, while recording at least one reception on offense in each of the Cowboys first 12 games. He closed the year ranked second on the team in receiving yardage with 475 yards, while finishing fifth on the club in receptions with 36. Throughout the course of the season, he participated in 490 of the club's 981 offensive plays (50.0%), and 769 of Dallas' 958 (80.3%) defensive snaps. Although rarely tested on defense (only two interceptions and nine passes defended for the year), Sanders led the team in fumble recoveries (three) and was chosen to start at cornerback for the NFC Pro Bowl squad – marking his fifth selection in eight NFL seasons. His selection to the Pro Bowl was his first as a member of the Cowboys. In earning that recognition, Sanders became the first cornerback to represent Dallas in Hawaii since Everson Walls in 1985, while also becoming just the fifth Dallas cornerback to gain Pro Bowl honors in club history. Sanders was named first team All-Pro in 1996 by the Associated Press and by the Pro Football Writers of America and *Pro Football Weekly*. Sanders opened the season with his most productive offensive performance of the year, registering season-high numbers for catches (nine) and receiving yardage (87) in the Cowboys Labor Day loss at Chicago (9/2). On defense he recorded three tackles, a pass defended and a goal-line tackle that led to a forced fumble to prevent a Bears' touchdown. In all, Sanders saw action on 57-of-64 offensive plays against the Bears and 51-of-61 defensive plays (108-of-125 total). The following week, he picked up his lone scoring catch of the year, an eight yard grab in the Cowboys 27-0 win over the Giants (9/8). The score marked Sanders' first TD reception since recording a 70-yarder against Dallas as a member of Falcons on Nov. 21, 1992. One week later, he returned a second-quarter fumble 22 yards for a touchdown against Indianapolis (9/15) to put Dallas up 14-3. It was the first fumble return for a touchdown by Dallas since Russell Maryland took one 26 yards against Chicago on Dec. 27, 1992. Sanders also added five tackles and a tackle for a loss while playing 49-of-61 snaps at cornerback. He had two receptions for 27 yards in 45-of-57 snaps at wide receiver. In a critical Monday night win at Philadelphia (9/30), Sanders picked off his first pass of the season with a second quarter theft off Rodney Peete that set up a field goal and a 17-10 Dallas lead. On the Cowboys possession just prior to his interception, Sanders hauled in a 39-yard pass from Aikman as part of a 96-yard touchdown drive. Sanders finished a very impressive two-way outing by catching three passes and picking up a season-high seven tackles. In all, he saw action on 47-of-58 offensive snaps and 61-of-63 defensive snaps. In the Cowboys win at Miami (10/28), Sanders enjoyed his second-best receiving day of the season with five catches for 60 yards, four of which went for a first down – including two on third downs. He also forced and recovered a fumble while playing cornerback. Once Kevin Williams recovered from a broken foot, Sanders saw less offensive action. In the Cowboys big Monday night win over Green Bay (11/18), Sanders recorded four tackles and two receptions for 14 yards. The following week at New York (11/24), he hauled in a season-long 41 yard reception against the Giants, but it was the last regular season game in which he had a pass reception. In turning most of his focus to defense for the stretch run, Sanders picked up his second interception of the season in the Thanksgiving Day win over Washington (11/28) at Texas Stadium. Ten days later at Arizona (12/8), he missed the first half of the 10-6 Dallas win while suffering muscle spasms in his back. He entered the game in the third quarter and recovered a fumble on his first play. In the first round playoff win over Minnesota (12/28), Sanders was involved in two Dallas takeaways that helped set up 10 Dallas points. First, he recovered a Leroy Hoard fumble and returned it to the Vikings' 37-yard line, where Emmitt Smith ran it in for a touchdown. Sanders then recorded an interception six plays later, returning it to the Vikings 22-yard line to set up a Chris Boniol field goal. One week later in the divisional playoff loss at Carolina (1/5/97), he turned in a 16-yard run on a reverse in the fourth quarter, but he had to leave the game with a fractured orbit on his right eye on the play.

1995: After signing with the Cowboys on Sept. 9, Sanders underwent arthroscopic surgery on his left ankle on Sept. 25. The ankle injury occurred on May 31 as Sanders was attempting to steal third base as a member of the Cincinnati Reds (he was traded to the San Francisco Giants on July 21). Sanders began non-contact practice work with the Cowboys on Oct. 4. He then made his first appearance, and start, in a Dallas uniform at the Georgia Dome in the Cowboys 28-13 victory over the Falcons (10/29). In that game, he knocked away one pass in the end zone, while recording one reception for six yards as a wide receiver. His first interception as a Cowboy came one week later, stealing a second quarter Hail Mary attempt as time expired prior to the half in Dallas' 34-12 win over Philadelphia (11/16). During that Eagles game, he took a reverse handoff from Kevin Williams on a punt return and advanced the ball 43 yards to set up a first quarter Dallas field goal. In Dallas' 34-21 win at Oakland (11/19), Sanders was extremely active, recording five tackles, an interception (which he returned 34 yards to set up a touchdown) and three passes defended. He also collected his first rushing attempt as a Dallas offensive player, gaining one yard on a reverse. He recorded a season-high six tackles at Philadelphia (12/10), while also hauling in a 19-yard reception on offense. He matched his season-high total for tackles (six) the following week in a 21-20 win over the Giants (12/17), while gaining eight yards on a reverse on offense. In addition to his consistently sound defensive coverage in the playoffs, Sanders had at least one big offensive play in



each of the Cowboys three postseason victories. In the divisional playoff win over Philadelphia (1/7/96), Sanders electrified the Texas Stadium crowd with his first touchdown as a member of the Cowboys. He took a second quarter reverse 21 yards for Dallas' first touchdown of the game. The scoring play also marked Sanders first rushing touchdown – and first career playoff score of any kind – in the NFL. He also had a 13-yard reception and returned two punts for 21 yards. On defense, he intercepted a Randall Cunningham pass to set up a Dallas touchdown. In the Cowboys 38-27 win over the Packers in the NFC Championship Game (1/14/96), Sanders caught a key third-down pass and ran for 35 yards on the Cowboys first scoring drive. In the Cowboys' 27-17 win over Pittsburgh in Super Bowl XXX (1/28/96), Sanders hauled in the longest Dallas pass reception of the postseason – a 47 yard bomb from Aikman that set up the Cowboys first touchdown of the game. He also had a pass deflection, a tackle and returned one punt for 11 yards to wrap up his second consecutive Super Bowl win. Sanders was an All-Pro selection and second team All-NFC pick.

1994: The 1994 NFL Defensive Player of the Year, Sanders signed with the 49ers Sept. 15 and played in 14 regular-season games, starting 12. He finished the season with 37 tackles and 15 passes defended, including six interceptions. As a member of the 49ers Super Bowl XXIX team, Sanders became the first athlete to compete in a World Series (Atlanta-1992) and a Super Bowl. Along the way, he tied Ronnie Lott's 1981 single-season team record of three interception returns for scores on plays of 74, 93 and 90 yards. The latter two established a NFL record of two-or-more interception returns for touchdowns of 90-or-more yards in a season. Sanders also set a single-season team record with 303 yards on interception returns. He made his 49ers debut at the L.A. Rams (9/18). The following week in his first start of the season, he was named NFC Defensive Player of the Week against New Orleans (9/25) when he was credited with a season-high eight tackles and clinched the win with 0:32 remaining on a 74-yard interception return for a score. At Atlanta (10/16), he posted the second-longest interception return in team history with a 93-yard score off a pick. Despite dislocating a finger against Dallas (11/13), he was credited with three tackles and three passes defended, including one interception. Against the Rams (11/20), he made four tackles and prevented a potential game-winning touchdown with an end zone pass defended in the final moments. He returned an end zone interception 43 yards and made three tackles at New Orleans (11/28). Credited with seven tackles and a pair of passes defended at San Diego (12/11), Sanders also added his third interception return for a touchdown on the season with a 90-yard return. He intercepted a pass and was credited with two tackles against Denver (12/17). In the postseason, Sanders was paid the ultimate compliment in the Divisional Playoff Game against Chicago (1/7/95) when the Bears did not attempt a single pass in his direction. Sanders played a huge role in the 49ers NFC Championship Game win over Dallas (1/15/95) as he defended five passes, including an interception at the San Francisco five yard-line. In Super Bowl XXIX (1/29/95), he was credited with four tackles and returned an interception 15 yards against the Chargers.

1993: Sanders played in 11 games for the Falcons in 1993 after finishing the baseball season. A Pro Bowl starter, Sanders led the NFC with seven interceptions and was named the NFC Defensive Player of the Month for November as he had two interceptions and six passes defended. He was the only player in the NFL to rush and catch a pass from scrimmage on offense, intercept a pass on defense and return punts and kickoffs during the 1993 season.

1992: Sanders was the NFL leader in Pro Bowl balloting at both cornerback and as a kickoff returner in 1992, but by league rules could only start at one position, getting the nod on defense. He led the NFL with a 26.7 yard kickoff return average and 1,067 yards. He had a 99-yard kickoff return for a touchdown, the longest return in the NFC for the year, at Washington (9/13). Sanders dashed 73 yards for a score off a pair of laterals from Roman Fortin and Tony Smith at Buffalo (11/22). He scored his first NFL touchdown from scrimmage on a 37-yard reception from Wade Wilson at Tampa Bay (12/13). For the season, Sanders totaled 12 plays of 30-or-more yards (eight kickoff returns, two interceptions, one lateral and one reception).

1991: A Pro Bowl starter following the 1991 season, Sanders was the NFC Defensive Player of the Week twice during the regular season. First, following a 21-17 win over the L.A. Raiders (9/22) when he sacked Jeff Hostetler, forcing a fumble that was recovered for a touchdown, and intercepted a pass; and then again when he recorded his first two-interception game, in addition to five tackles, against Tampa Bay (11/17). Sanders earned Miller Lite Player of the Week honors with two interceptions, including one he returned 55-yards for a touchdown against Seattle (12/5).

1990: His 82-yard interception return against Houston (9/9) was the longest touchdown play in the NFL in 1990. Later in the season, he set a Falcons team record with a 79-yard punt return for a touchdown against Cincinnati (10/28). His 61-yard interception return for a touchdown clinched a Falcons win against Dallas (12/30).

1989: Originally drafted by Atlanta in the first round (fifth overall), Sanders signed with the Falcons Sept. 7 and marked his NFL debut against the L.A. Rams (9/10) by returning his first career interception 68 yards for a score. That touchdown established him as the only athlete in modern history to score a NFL touchdown and hit a major league home run in the same week, as he blasted a home run for the N.Y. Yankees five days prior to his first NFL game.

COLLEGE: A two-time All-America at Florida State, Sanders was awarded the Jim Thorpe award as a senior. Sanders set Florida State career records with 287 interception return yards (14 interceptions) and 1,429 punt return yards. He played on teams that won four bowl games during his career, and he scored six career touchdowns, three each on interception and punt returns. He was a member of the Seminoles' College World Series baseball team as a centerfielder, and a track & field standout who, as a freshman, was named Metro Conference's MVP after capturing the conference title in both the 100 and 200 meters. Sanders qualified for the Olympic Trials as a sprinter



in 1988. One of his most memorable athletic performances was the day he played for the Seminoles baseball team in the first game of the Metro Conference tournament, went over to the track to run a leg on the 4x100 meter relay team while wearing his baseball pants, and returned to the diamond to slap the game-winning hit in the Seminoles' second game of the day. The Seminoles 4x100 relay squad included Sanders and NFL players Sammie Smith and Dexter Carter, in addition to world-class sprinter Arthur Blake.

PERSONAL: Deion Luwynn Sanders starred at North Fort Myers, FL, High School, where as a senior he passed for 839 yards and rushed for 499 as a left-handed option quarterback. He also picked off four passes as a cornerback, earning all-state honors. Sanders was also named all-state in basketball (24 ppg) and baseball. Sanders has recently devoted most of his time in the off-season to providing the testimony of his Christian faith throughout the country. In April of 1997, he made a \$1 million donation to the Potters House Church in Dallas for the purpose of building a youth center. The donation will be used to help launch "Project 2000," a wide ranging social service ministry that is being started by the church. Sanders is a very active member of the Potters House congregation, where he works closely with the nationally renowned pastor Bishop T. D. Jakes. Deion has two children, daughter, Diondra, and son, Deion Luwynn, Jr.

| SANDERS' NFL TOTALS | | | | | | | | | | |
|---|------|---------|-------|-------|---------|----------|-------------|------|------|--|
| Year | Solo | Tackles | Tot. | Sacks | Tk/Loss | QB Pres. | Passes Def. | For. | Fum. | |
| 1989 (Atl.) | 28 | 11 | 39 | 0.0 | - | 0 | 8 | 2 | 0 | |
| 1990 (Atl.) | 31 | 19 | 50 | 0.0 | - | 0 | 18 | 0 | 0 | |
| 1991 (Atl.) | 35 | 14 | 49 | 1.0 | - | 0 | 14 | 2 | 0 | |
| 1992 (Atl.) | 44 | 22 | 66 | 0.0 | - | 0 | 4 | 2 | 0 | |
| 1993 (Atl.) | 27 | 7 | 34 | 0.0 | - | 1 | 8 | 1 | 0 | |
| 1994 (S.F.) | 35 | 2 | 37 | 0.0 | - | - | 15 | 0 | 0 | |
| 1995 | 22 | 6 | 28 | 0.0 | 0 | 0 | 10 | 0 | 0 | |
| 1996 | 32 | 13 | 45 | 0.0 | 2(-6) | 0 | 9 | 1 | 0 | |
| 1997 | 20 | 9 | 29 | 0.0 | 1(-1) | 0 | 10 | 0 | 0 | |
| Totals | 274 | 103 | 377 | 1.0 | 3(-7) | 1 | 106 | 8 | 0 | |
| Playoffs | | | | | | | | | | |
| 1991 (Atl.) | 6 | 4 | 10 | 0.0 | - | 0 | 2 | 0 | 0 | |
| 1994 (S.F.) | 4 | 2 | 6 | 0.0 | - | 0 | 7 | 0 | 0 | |
| 1995 | 5 | 2 | 7 | 0.0 | 0 | 0 | 3 | 0 | 0 | |
| 1996 | 1 | 0 | 1 | 0.0 | 0 | 0 | 1 | 0 | 0 | |
| Totals | 16 | 8 | 24 | 0.0 | 0 | 0 | 13 | 0 | 0 | |
| Pass Interceptions | | | | | | | | | | |
| Year | No. | Yds. | Avg. | Long | TD | | | | | |
| 1989 (Atl.) | 5 | 52 | 10.4 | 22 | 0 | | | | | |
| 1990 (Atl.) | 3 | 153 | 51.0 | 82t | 2 | | | | | |
| 1991 (Atl.) | 6 | 119 | 19.8 | 55t | 1 | | | | | |
| 1992 (Atl.) | 3 | 105 | 35.0 | 55 | 0 | | | | | |
| 1993 (Atl.) | 7 | 91 | 13.0 | 41 | 0 | | | | | |
| 1994 (S.F.) | 6 | 303 | 50.5 | 93t | 3 | | | | | |
| 1995 | 2 | 34 | 17.0 | 34 | 0 | | | | | |
| 1996 | 2 | 3 | 1.5 | 2 | 0 | | | | | |
| 1997 | 2 | 81 | 40.5 | 50t | 1 | | | | | |
| Totals | 36 | 941 | 26.1 | 93t | 7 | | | | | |
| Playoffs | | | | | | | | | | |
| 1991 (Atl.) | 1 | 31 | 31.0 | 31 | 0 | | | | | |
| 1994 (S.F.) | 2 | 15 | 7.5 | 15 | 0 | | | | | |
| 1995 | 1 | 12 | 12.0 | 12 | 0 | | | | | |
| 1996 | 1 | 22 | 22.0 | 22 | 0 | | | | | |
| Totals | 5 | 80 | 16.0 | 31 | 0 | | | | | |
| Opponents' Fumbles Recovered | | | | | | | | | | |
| Year | No. | Yds. | Avg. | Long | TD | | | | | |
| 1992 (Atl.) | 1 | 0 | 0 | 0 | 0 | | | | | |
| 1996 | 3 | 15 | 5.0 | 22t | 1 | | | | | |
| Totals | 4 | 15 | 3.8 | 22t | 1 | | | | | |
| Playoffs | | | | | | | | | | |
| 1996 | 1 | 3 | 3.0 | 3 | 0 | | | | | |
| Punt Returns | | | | | | | | | | |
| Year | No. | FC | Yds. | Avg. | Long | TD | | | | |
| 1989 (Atl.) | 28 | 7 | 307 | 11.0 | 68t | 1 | | | | |
| 1990 (Atl.) | 29 | 13 | 250 | 8.6 | 79t | 1 | | | | |
| 1991 (Atl.) | 21 | 9 | 170 | 8.1 | 23 | 0 | | | | |
| 1992 (Atl.) | 13 | 9 | 41 | 3.2 | 14 | 0 | | | | |
| 1993 (Atl.) | 2 | 1 | 21 | 10.5 | 16 | 0 | | | | |
| 1995 | 1 | 1 | 54 | 54.0 | 43 | 0 | | | | |
| 1996 | 1 | 1 | 4 | 4.0 | 4 | 0 | | | | |
| 1997 | 33 | 12 | 407 | 12.3 | 83t | 1 | | | | |
| Totals | 128 | 53 | 1,254 | 9.8 | 83t | 3 | | | | |
| Playoffs | | | | | | | | | | |
| 1991 (Atl.) | 3 | 0 | 33 | 11.0 | 22 | 0 | | | | |
| 1995 | 4 | 2 | 38 | 9.5 | 11 | 0 | | | | |
| Totals | 7 | 2 | 71 | 10.1 | 22 | 0 | | | | |
| Kickoff Return | | | | | | | | | | |
| Year | No. | Yds. | Avg. | Long | TD | | | | | |
| 1989 (Atl.) | 35 | 725 | 20.7 | 72 | 0 | | | | | |
| 1990 (Atl.) | 39 | 851 | 21.8 | 50 | 0 | | | | | |
| 1991 (Atl.) | 26 | 576 | 22.2 | 100t | 1 | | | | | |
| 1992 (Atl.) | 40 | 1,067 | 26.7 | 99t | 2 | | | | | |
| 1993 (Atl.) | 7 | 169 | 24.1 | 31 | 0 | | | | | |
| 1995 | 1 | 15 | 15.0 | 15 | 0 | | | | | |
| 1997 | 1 | 18 | 18.0 | 18 | 0 | | | | | |
| Totals | 149 | 3,421 | 23.0 | 100t | 3 | | | | | |
| Playoffs | | | | | | | | | | |
| 1991 (Atl.) | 6 | 124 | 20.7 | 32 | 0 | | | | | |
| 1994 (S.F.) | 1 | 25 | 25.0 | 25 | 0 | | | | | |
| 1996 | 1 | 28 | 28.0 | 28 | 0 | | | | | |
| Totals | 8 | 177 | 22.1 | 32 | 0 | | | | | |
| Rushing | | | | | | | | | | |
| Year | No. | Yds. | Avg. | Long | TD | | | | | |
| 1992 (Atl.) | 1 | -4 | -4.0 | -4 | 0 | | | | | |
| 1995 | 2 | 9 | 4.5 | 8 | 0 | | | | | |
| 1996 | 3 | 2 | 0.7 | 3 | 0 | | | | | |
| 1997 | 1 | -11 | -11.0 | -11 | 0 | | | | | |
| Totals | 7 | -4 | -0.6 | 8 | 0 | | | | | |
| Playoffs | | | | | | | | | | |
| 1995 | 3 | 23 | 7.7 | 21t | 1 | | | | | |
| 1996 | 1 | 16 | 16.0 | 16 | 0 | | | | | |
| Totals | 4 | 39 | 9.8 | 21t | 1 | | | | | |
| Receiving | | | | | | | | | | |
| Year | No. | Yds. | Avg. | Long | TD | | | | | |
| 1989 (Atl.) | 5 | 52 | 10.4 | 22 | 0 | | | | | |
| 1989 (Atl.) | 1 | -8 | -8.0 | -8 | 0 | | | | | |
| 1991 (Atl.) | 1 | 17 | 17.0 | 17 | 0 | | | | | |
| 1992 (Atl.) | 3 | 45 | 15.0 | 37t | 1 | | | | | |
| 1993 (Atl.) | 6 | 106 | 17.7 | 70t | 1 | | | | | |
| 1995 | 2 | 25 | 12.5 | 19 | 0 | | | | | |
| 1996 | 36 | 475 | 13.2 | 41 | 1 | | | | | |
| Totals | 49 | 660 | 13.5 | 70t | 3 | | | | | |
| Playoffs | | | | | | | | | | |
| 1995 | 3 | 95 | 31.7 | 47 | 0 | | | | | |
| SINGLE-GAME BESTS | | | | | | | | | | |
| Interceptions - 2 four times, last vs. San Francisco, 12/11/93 | | | | | | | | | | |
| Long Interception Return - 93t @ Atlanta, 10/16/94 | | | | | | | | | | |
| Long Reception - 70t vs. Dallas, 11/21/93 | | | | | | | | | | |
| Punt Returns - 6 @ New Orleans, 11/25/90 and @ New Orleans, 12/3/92 | | | | | | | | | | |
| Punt Return Yards - 99 vs. Chicago, 9/28/97 | | | | | | | | | | |
| Long Punt Returns - 83t vs. Chicago, 9/28/97; 79t vs. Cincinnati, 10/28/90; 68t vs. L.A. Rams, 9/10/89 | | | | | | | | | | |
| Kickoff Returns - 6 four times, last @ L.A. Rams, 12/27/92 | | | | | | | | | | |
| Kickoff Return Yards - 190 @ New Orleans, 12/3/92 | | | | | | | | | | |
| Kickoff Return Average - 42.3 @ San Francisco, 10/13/91 | | | | | | | | | | |
| Long Kickoff Returns - 100t @ San Francisco, 10/13/91; 99t @ Washington, 9/13/92; 73t @ Buffalo, 11/22/92 | | | | | | | | | | |



Steve Scifres

Offensive Lineman

6'4" ★ 300 ★ 1/22/72

Wyoming
D-3b for '97

NFL: 2nd Year ★ Cowboys: 2nd Year



GAMES/STARTS (regular season, playoffs): 1997 (6/0).

PRO: Steve Scifres is a promising young talent who has an opportunity to compete for playing time on the Cowboys offensive line this year. Scifres (pronounced SIGH-furs) is a hard working player who is also quite versatile. That versatility and his intelligence will allow him to fight for playing time at center, guard and tackle in 1998. As the second of Dallas' three third-round draft choices (83rd overall) in 1997, he was also one of nine rookie draft choices from the class of '97 to make the Cowboys roster.

1997: In his first professional training camp, Scifres saw action at every offensive line position, but mostly served as a back-up at tackle throughout his rookie season. He saw his first splashes of NFL action on the final Dallas drive of the season opening win over Pittsburgh (8/31). Two weeks later, he saw second half action on special teams against Philadelphia (9/15) after Larry Allen suffered a strained left hamstring. Scifres was inactive for the following games: Chicago (9/28), at N.Y. Giants (10/5), at Washington (10/13), at Green Bay (11/23), Tennessee (11/27) and Carolina (12/8). He saw limited special teams work against Jacksonville (10/19) and Arizona (11/9) and at Cincinnati (12/14), while closing the year with playing time at right guard in the second half of the season ending loss to the N.Y. Giants (12/21).

COLLEGE: Scifres started every game of his college career at Wyoming – 47 straight – and developed into perhaps the finest offensive lineman in the school's history. He permitted just four sacks on 1,216 passing plays throughout his career, and two of those occurred during his freshman season. As a senior right tackle, he was one of 13 semi-finalists for the Outland trophy, while also earning All-America honors. Scifres was a team captain during a senior year in which the Cowboys finished the season ranked third nationally in total offense and first in passing offense. At the conclusion of that final season, Scifres was named All-Western Athletic Conference for the third straight year as his team finished the regular season 10-1 and ranked No. 22 nationally after falling to Brigham Young (28-25) in overtime of the WAC Championship game. Scifres was an honorable mention All-America as a junior. He started his collegiate career at left guard and made the transition to tackle between his freshman and sophomore seasons.

PERSONAL: A native of Colorado Springs, Scifres attended Mitchell High School, where he was a two-way tackle and the city's player of the year in 1989. While in high school, Scifres was also a standout wrestler. Following his high school career, Scifres attended the Air Force Academy Prep School (1990-91) before enrolling at Wyoming, where he earned a degree in psychology. His brother, Jim, was an offensive guard at Wyoming (1986-90) and a two-time All-WAC Academic Team selection. He and wife Amanda live in Flower Mound, TX.



Clay Shiver

Center

6'2" ★ 394 ★ 12/7/72

Florida State
D-3a for '96

NFL: 3rd Year ★ Cowboys: 3rd Year



GAMES/STARTS (regular season, playoffs): 1996 (14/0, 0/0), 1997 (16/16). Total – 30/16, 0/0.

PRO: In 1997, Clay Shiver stepped into the starting center position for the Dallas Cowboys, and in doing so, he shouldered the responsibility of a solid tradition of outstanding performance from the men who handled that spot in the past. Consistency and production has marked the center of the Dallas line since the early 1970s when John Fitzgerald (1973-1980) held the job. He was followed by Tom Rafferty (1981-1989), Mark Stepnoski (1990-1994) and Ray Donaldson (1994-1995). With the heritage of protecting the likes of Roger Staubach, Danny White and Troy Aikman, much has been expected of the Cowboys starting center. For second year starter Clay Shiver, the challenge is well underway. Shiver, who gained his introduction into the intricacies of making the calls at the line of scrimmage for Dallas in just his second year as a professional player in 1997, will be counted on to continue his development and move his level of production to the same class of his predecessors. Being thrown into the fire as a second year player is a daunting task for any




center in the NFL, but Shiver has displayed the credentials to create optimism for the Cowboys offense. Rated by Dallas as the top center in the '96 draft, the Cowboys coaches and scouts believe Shiver has the intelligence and ability to manage the responsibilities of directing traffic on the Cowboys line with solid results in the future. Although just a third year player, Shiver will have the opportunity to distinguish himself as a leader on the Dallas front line in 1998. As a draft pick, he brought intelligence, toughness and experience in playing in big games at a high profile collegiate program to the Cowboys organization. Those qualities, and his serious desire to constantly improve, will characterize his development in the next few seasons. Shiver was selected as the Cowboys third-round draft choice (67th overall) in 1996.

1997: Shiver earned the starting job at center following the final preseason game after a solid training camp. In his first NFL start, he helped Dallas gain 380 total yards, 295 passing, at Pittsburgh (8/31). He also helped hold the Steelers without a sack. A little over a month later, he earned a game ball in the win against Jacksonville (10/19). One of the offensive line's shining moments in 1997 came in the last minute, come-from-behind victory against Washington (11/16). Shiver played a key role in allowing just one sack in 46 passing plays in the victory over the Redskins. Despite the Cowboys difficulties on offense at times throughout the 1997 season, Shiver matured and continued to show the type of promise that will help him develop into a very productive NFL offensive lineman.

1996: Shiver spent the entire season in a learning capacity while making the adjustment from the major college ranks to the NFL. In his first preseason training camp, he saw extended work with the first team offense while Donaldson worked his way back into shape after ankle surgery. Shiver saw action in the first 14 regular season games of the year, and then was inactive against New England (12/15). He was activated the following week at Washington (12/22) but did not play. The Cowboys personnel challenges at the tight end position opened playing opportunities for Shiver as a blocking tight end in short yardage situations throughout the year. He was also used on special teams as a member of the kickoff return unit. He suffered a concussion in the first half of the Cowboys win at San Francisco (11/10) and did not return to the game.

COLLEGE: A four-year starter at center for the Seminoles, Shiver served as a team captain and was an All-America selection as a senior. He also earned first team All-Atlantic Coast Conference honors for the third straight year. A Lombardi Award semifinalist, Shiver made all of the offensive line calls for a Seminole front that helped pace the team to a 10-2 record and a victory over Notre Dame in the Orange Bowl. The 1995 FSU offense averaged 551.5 yards-per-game to finish the year ranked third in the nation in that category. As a junior, Shiver started all 12 games in helping Florida State to a 10-1-1 record and a victory over archrival Florida in the Sugar Bowl. He earned All-ACC honors for the second straight year and was twice named the conference's offensive lineman of the week. As a sophomore, he was a key part of the Seminoles 12-1 team that won the national title with a victory over Nebraska in the Orange Bowl. Shiver earned his first all-conference recognition that season, while giving up half of a quarterback sack in 700 offensive snaps. Shiver shared the starting center job as a redshirt freshman in 1992 on a team that posted an 11-1 record.

PERSONAL: Shiver attended Tift County High School in his hometown of Tifton, GA. Following his senior season of 1990, Shiver earned *Parade* All-America recognition in addition to being named first-team all-state. His brother, Stan, was a former Florida State strong safety. Shiver joins Deion Sanders as the only former Seminoles on the Cowboys roster. Shiver majored in business at Florida State. A young man who is very active in community work, he hosts an annual golf tournament to raise money for Irving Cares – a non-profit group that assists underprivileged children in Irving.



Emmitt Smith

Running Back

5'9" ★ 209 ★ 5/15/69

Florida

D-1 for '90

NFL: 9th Year ★ Cowboys: 9th Year



GAMES/STARTS (regular season, playoffs): 1990 (16/15), 1991 (16/16, 2/2), 1992 (16/16, 3/3), 1993 (14/13, 3/3), 1994 (15/15, 2/2), 1995 (16/16, 3/3), 1996 (15/15, 2/2), 1997 (16/16). Total – 124/122, 15/15.

PRO: In eight seasons, Emmitt Smith has become one of the all-time great running backs in NFL history, amassing 11,234 rushing yards, four NFL rushing titles, three Super Bowl titles and a league (1993) and Super Bowl (XXVIII) MVP award. When looking at Smith's career numbers, NFL history provides a short list of players with which to compare him. Smith already stands 11th in NFL history in rushing yards, and with 1,079 yards in 1998, he would crack the top five. With 112 career rushing touchdowns, Smith is second in NFL history and, with 119 total touchdowns, is fifth in league annals. Already the first player in NFL history with five straight seasons with over



1,400 yards rushing, Smith and Jim Brown are the only players with seven straight 10-touchdown seasons to start their career. With 1,074 yards rushing in 1997, Smith became the fourth player in NFL history to rush for 1,000 yards in seven consecutive seasons, and with 1,000 yards in 1998, he would become just the third to extend that streak to eight. With a NFL record 25 touchdowns in 1995, Smith scored 100 career touchdowns in just six seasons, the fastest anyone in league history has reached that mark (he tied Brown's NFL record by scoring 100 touchdowns in just 93 career games). His 112 career rushing touchdowns in 124 games gives him a 0.90 per game scoring average, tied with Brown for tops among the all-time rushing touchdown scorers (John Riggins 0.59 and Walter Payton 0.58 are next on the list). Along with establishing a NFL record with 25 touchdowns in a season in 1995, Smith has also set NFL records for most touchdowns over a two (47 touchdowns), three (62), four (76), five (91), six (104), seven (115) and eight-year (119) span. Smith is one of only three players in Dallas history with three career 100 point seasons, and he is the only non-kicker to accomplish the feat. His value to the Cowboys' success can be seen in the club's 75-12 mark when he carries the ball 20-or-more times a game and 46-9 record when he rushes for 100 yards. The century mark has become a big number in Smith's career, having rushed for 100 yards in 125-of-222 games dating back to high school (45-of-49 at Escambia H.S., 25-of-34 at Florida and 55-of-139 at Dallas, including playoffs). Included in Smith's club-record 48 regular season 100-yard rushing games are 10 of the top 14 performances in team history and 16 days with over 150 yards (the fifth highest total of 150-yard games in NFL history). In NFL annals, Smith's 48 100-yard rushing games ranks him fifth all-time. One reason Smith has become such a workhorse in the Dallas offense over the years has been his ability to answer the bell come gametime, starting 137 of a potential 141 games with Dallas – including playoffs. The only missed start he has in his career due to injury came in the season finale at the N.Y. Giants on Dec. 24, 1994. Smith has accumulated a number of NFL postseason records, including touchdowns (20), rushing touchdowns (18), points (120), consecutive games with a rushing touchdown (eight) and 100-yard rushing games (seven). His 1,413 yards rushing in the postseason is the second highest figure in NFL history behind Franco Harris' 1,556 yards. Not limited to rushing and scoring, Smith is fourth on the Cowboys all-time reception list with 388 career catches.

1997: Smith's assault on the Dallas Cowboys and NFL record books continued at a hectic pace during the 1997 season. With 1,074 yards rushing, he became just the fourth player in league history to top the 1,000 yard mark for seven consecutive seasons, finishing the year fifth in the NFC and 12th in the NFL in rushing yards. His 1,308 total yards from scrimmage marked the eighth straight season he has topped the 1,000 yard mark in that category. Returning from offseason ankle surgery, Smith opened the season with 26 carries for 69 yards and three receptions for 25 yards in the 37-7 win at Pittsburgh (8/31). He had a season-high 132 yards rushing, including a season-long 44-yard carry, at Arizona (9/7) the following week. He did that despite missing part of the fourth quarter and overtime after suffering bruised ribs on his right side. The 44-yard run was his longest since a 60-yard touchdown run in the 1995 season opener at the Giants. With his yardage against the Cardinals, he moved past O.J. Anderson (10,273) into 11th place on the NFL's all-time rushing chart. Early in the season against NFC East foes, Smith posted a season-high 27 carries for 91 yards against Philadelphia (9/15) on Monday Night Football and had a season-high six receptions and 91 yards rushing on 19 carries at N.Y. Giants (10/5). With two receptions for 23 yards at Washington (10/13), Smith moved past Bob Hayes (365) into fifth place on the team's all-time reception list with 366 career catches. In a 26-22 come-from-behind win over Jacksonville (10/19), he ran 24 times for 75 yards and scored on a one-yard run, his first touchdown of the season. For the second time in 1997, Smith topped the 100-yard mark with 126 yards on 25 carries at Philadelphia (10/26), and he also led the team in receptions with five for 36 yards. After straining his left groin early in the second quarter at San Francisco (11/2), he was forced from the game with just seven carries for 31 yards. He returned to the starting lineup the following week against Arizona (11/9) and rushed 15 times for 64 yards and a touchdown. It was his 117th career touchdown, moving him past John Riggins and into fifth place on the NFL's all-time touchdown list. With 99 yards on 21 carries against Washington (11/16), Smith moved past the 11,000-yard mark for career rushing yards, becoming the 11th player in NFL history to pass that milestone. He also added four receptions for 31 yards, tying him with Tony Dorsett for fourth on the Cowboys all-time reception list with 382 career catches. Smith broke loose on a 21-yard touchdown run at Green Bay (11/23), giving him 111 rushing touchdowns for his career, which placed him in sole possession of second place on the NFL's all-time rushing touchdown list. He finished the day with 11 carries for 59 yards. Smith picked up 22 yards on 10 carries and three receptions for 20 yards against Tennessee (11/27) before leaving the game with a bruised left shoulder early in the third quarter. He started against Carolina (12/8) but re-aggravated the shoulder on the first drive and did not return, finishing the day with two carries for three yards. While battling the flu at Cincinnati (12/14), Smith ran 12 times for a team-high 68 yards, pushing his season rushing total over the 1,000-yard mark for the seventh consecutive season. He closed out the season with 13 carries for 40 yards and a touchdown against the N.Y. Giants (12/21).

1996: Although Smith may not have been able to fully display his immense talent on the field, he was able to show his heart. Despite battling numerous injuries, he was able to rush for over 1,200 (1,204) yards for the sixth consecutive season, finishing fourth in the NFC and eighth in the NFL. He tied for third in the NFL with 15 touchdowns – including 12 rushing, which was good for fifth in the NFL – while his 327 rushing attempts were the fifth most in the league. Smith's injury problems started in the preseason when he suffered a sprained left knee and right ankle against



Denver (8/17). In that game, Smith aggravated bone fragments in his right ankle that would require surgery following the season. In the season opener at Chicago (9/2), Smith was able to run for 70 yards on 18 carries before suffering a bruised neck and back while diving over the pile in the fourth quarter. Against the Bears, he became the 13th player in NFL history to top the 9,000 yard mark for career rushing yards, doing so in his 94th career game, tying the third fewest games needed to reach that mark in league history. In the home opener against the N.Y. Giants (9/8), he picked up 82 yards on 24 carries and hauled in a five yard scoring grab, his first touchdown reception since Dec. 10, 1994 against Cleveland. He scored his first rushing touchdown of the season the next week against Indianapolis (9/15), while adding his first 100-yard rushing day of the season with 101 yards on 26 carries. His 25 yards on 15 carries at Buffalo (9/22) was his lowest rushing total since Oct. 9, 1994 against Arizona, and he suffered bruised ribs on his right side in the game. Smith topped the 2,000-yard receiving mark for his career at Philadelphia (9/30) when he had three receptions for 30 yards. He also added 92 yards and a touchdown on 22 carries while nursing sore ribs. With 112 yards rushing against Arizona (10/13), Smith recorded his 44th career 100-yard rushing day and topped Dorsett's club-record of 43. Included in his 21 carries were two rushing touchdowns, career rushing scores No. 100 and 101, making him the fifth player in NFL history to rush for 100 touchdowns. He recorded three more touchdowns against Atlanta (10/20), two rushing and one receiving, while leading the team in rushing for the 33rd consecutive game – breaking his club mark of 32 set from 1990-92. At Miami (10/27), Smith had a season-high seven receptions, including one for a score, his third receiving touchdown of the season after having four receiving touchdowns in his first six seasons combined. Smith had his third 100-yard day of the season with 113 yards against Philadelphia (11/3) on 24 carries, including two touchdown runs. A game-long 16-yard run in overtime at San Francisco (11/10) set up the game-winning field goal at the 49ers 12-yard line. After posting a career-low 1.6 yard-per-carry average with 18 yards on 11 carries at the N.Y. Giants (11/24), Smith bounced back to record season-highs of 155 yards, three touchdowns and 29 carries against Washington (11/28). Included in his 155 yards was a season-long 42-yard run. The 155 yards put him over the 1,000-yard mark for the sixth consecutive season, and he became the 12th player in NFL history to top the 10,000-yard mark for a career. He also moved past Jim Brown (106) into third on the NFL's all-time rushing touchdown list with 108. Smith recorded a season-high 55 yards receiving, on five receptions, and another 85 rushing on 27 carries against New England (12/15). Smith's club-record streak of consecutive games leading the team in rushing (which dated to Oct. 9, 1994 when Lincoln Coleman led the team against Arizona) was snapped at 41 when he was inactive in the season finale at Washington (12/22). In the Cowboys wild card playoff win over Minnesota (12/28), he rushed for 116 yards on 17 carries, giving him a 6.8 yards-per-carry average, which was a postseason career-high and the third best in team history. He picked up two touchdowns, giving him a NFL record 18 postseason rushing scores, and he tied the NFL mark for career touchdowns with 20. He also scored in his eighth consecutive postseason game and logged his seventh career 100-yard rushing day, both NFL postseason records. Following the season, Smith had surgery to remove three bone fragments from his right ankle.

1995: The 1995 season was a record breaking year for Smith as he established a NFL mark for touchdowns in a season with 25, topping John Riggins' mark of 24 set in 1983. Included in Smith's assault on the record books in 1995 were the following Cowboys single-season records:

| | New Mark | Old Mark | |
|----------------------------|-----------------|-----------------|------------------|
| Rushing Yards | 1,773 | 1,713 | (Smith, 1992) |
| Rushing Attempts | 377 | 373 | (Smith, 1992) |
| 100-yard Rushing Games | 11 | 9 | (Dorsett, 1981) |
| Touchdowns | 25 | 22 | (Smith, 1994) |
| Rushing Touchdowns | 25 | 21 | (Smith, 1994) |
| Points | 150 | 132 | (Smith, 1994) |
| Consecutive Games w/ TD | 11 | 9 | (Smith, 1993-94) |
| Rushing/Receiving Yards | 2,148 | 2,048 | (Smith, 1992) |
| Rushing/Receiving Attempts | 439 | 432 | (Smith, 1992) |

Smith became only the fourth player to lead the NFL in touchdowns for three-or-more seasons in his career, joining Don Hutson (eight seasons), Jim Brown and Lance Alworth (three). In recording his fifth-straight, 1,000 yard season, Smith led the NFL in rushing with 1,773 yards, the 10th best rushing season in NFL history at the time, and the fourth time in five years he had captured the league's rushing crown. He also led the NFL in total yards from scrimmage (2,148), rushing attempts (377) and scoring (150 points) – the first non-kicker to lead the league in scoring since Jerry Rice in 1987 (he became the first non-kicker to ever lead Dallas in scoring in back-to-back seasons). All these on-field contributions earned Smith consensus All-Pro honors for the fourth straight season (first Dallas offensive player chosen four straight times since Ralph Neely from 1966-69) and his sixth consecutive Pro Bowl selection, joining Mel Renfro as the only Dallas players selected in each of their first six seasons in the league. Smith opened the season on an appropriate note, taking his first carry 60 yards for a touchdown at the N.Y. Giants (9/4) and earning NFC Offensive Player of the Week honors. In that game, he rushed for 163 yards and four touchdowns, tying the club record for touchdowns in a game, and he broke Dorsett's club record of 72 career rushing scores by logging touchdowns number 72, 73, 74 and 75. Smith came back the next week against Denver (9/10) to run for 114 yards and record his 80th career touchdown, reaching that mark in his 79th career game, faster than Brown's NFL record of 81 games. A touchdown was again Smith's calling-card at Minnesota (9/17) when he reached the end zone in the



fourth quarter to put Dallas ahead 17-10 and again in overtime with the game-winning score on a 31-yard run. On the day, he had 150 yards, including 123 yards and both touchdowns on 12 second half carries, and earned NFC Offensive Player of the Week honors. Smith rounded out September, a month in which he would earn NFC Offensive Player of the Month honors, with his fourth-consecutive 100-yard day to start the season, a 116 yard effort against Arizona (9/24). In posting four-straight 100-yard days, Smith tied Dorsett's club record, and with two rushing touchdowns, he extended his club record by scoring in his 11th consecutive game (tying Lenny Moore of the Colts for the third longest streak in NFL history). Late in the Cardinals game, he suffered a bruised ulnar nerve and ruptured bursa sac in his left elbow, but he bounced back at Washington (10/1) to rush for 95 yards and led the team with a season-high eight receptions. He had a season-high 31 carries for 106 yards and two touchdowns against Green Bay (10/8) before establishing a new club record with his 87th and 88th career touchdowns when Dallas traveled to San Diego (10/15). When the Cowboys traveled to Atlanta (10/29), Smith became the 20th player in NFL history to surpass the 8,000 yard mark for his career when he rushed for a season-high 167 yards. He recorded his second-consecutive 150-yard rushing day, and fourth of the season, with 158 yards and two scores on 27 carries against Philadelphia (11/6). When the Cowboys visited Oakland (11/19), Smith visited the end zone three times while adding 110 yards rushing, his ninth 100-yard rushing day of the season – tying Dorsett's club record for 100-yard games in a season. Smith left the Thanksgiving Day game against Kansas City (11/23) in the third quarter with a sprained left knee, but not before scoring his 21st rushing touchdown of the season to tie his club record. He bounced back from the sprain the following week to set a club record with his 22nd touchdown of the season while gaining 91 yards on 21 carries against Washington (12/3). With 108 yards and a touchdown at Philadelphia (12/10), Smith logged his 10th 100-yard rushing day of the season to set a new club record, while also scoring his 23rd touchdown of the year and 138th point, also club records. The next week against the N.Y. Giants (12/17), Smith tied the NFL record with his 24th touchdown of the season, and his 103 yards rushing gave him his 11th 100-yard day of the season, extending his club record and tying the second most in a season in NFL history. The final record-breaking touchdown of the regular-season came on Christmas night at Arizona (12/25) when Smith logged his 25th rushing touchdown of the season, tying his club record with a touchdown in his 11th consecutive game. In the postseason opener against Philadelphia (1/7/96), Smith rushed for 99 yards and a touchdown to become the fifth player in NFL history to accumulate 1,000 postseason rushing yards in a career. In the NFC Championship Game against Green Bay (1/14/96), Smith tied a career-high and set a Dallas postseason record with 35 carries, and he set a new club record with three touchdowns, including two key fourth quarter scores to give Dallas the lead and the win. He ran for 150 yards and recorded a club-record with 37 combined rushing/receiving attempts. When Dallas captured the Super Bowl XXX title with a win over the Pittsburgh Steelers (1/28/96), Smith capped the season the way he began it with two second half touchdowns to give Dallas a 27-17 win.

1994: Smith had one of the league's best scoring seasons in 1994, accumulating a NFL high 22 touchdowns and tying for second in scoring (132 points), and along the way, he became the first non-kicker to lead Dallas in scoring since Bob Hayes and Dan Reeves tied for the team lead in 1967. His 22 total touchdowns, 21 rushing touchdowns and 132 points were all Dallas single-season club-records at the time, and his 22 total touchdowns tied the fourth highest single-season mark in league history. He didn't slack off in the rushing department, grinding out the third-highest rushing total in the league at 1,484 yards on a league-high 368 carries. The team felt comfortable giving the ball to Smith because, for the year, he did not lose a fumble in the 449 times he touched the football on carries and catches. Smith also finished third in the NFL in total yards from scrimmage with 1,825, accomplishing all these feats despite struggling with hamstring injuries that kept him out of all or part of five games during the season. Smith opened the season with a bang at Pittsburgh (9/4), recording a season-high 171 yards rushing and one touchdown on 31 carries against a Steelers' defense that would finish second in the NFL in total defense. In just his 65th career game, Smith passed the 6,000 yard mark for his career with 143 yards against Detroit (9/19). It was the fastest a Dallas runner had ever reached that mark (Dorsett in 73 games was the previous mark). Smith also added a season-high seven receptions against Detroit to lead the team. In back-to-back games at Washington (10/2) and against Arizona (10/9), Smith notched two first-half rushing touchdowns, despite pulling a hamstring in the first half against the Redskins that limited him to nine carries and 22 yards against the Cardinals. Smith moved past Don Perkins (6,217 yards) and into second place on the Cowboys all-time rushing list with 106 yards against Philadelphia (10/16) – his fifth straight 100-yard game against the Eagles and a club record for consecutive 100-yard games against one opponent. When the Cowboys traveled to Cincinnati (10/30), Smith had a nine game touchdown streak and seven game rushing touchdown streak stopped when he was held out of the end zone, despite rushing for 92 yards. Always a workhorse, Smith established a club-record with 35 carries against the N.Y. Giants (11/7), while scoring two touchdowns and picking up 163 yards. The next week at San Francisco (11/13), Smith moved into second on the club's all-time carry list, passing the 1,500 career carry mark in his 72nd career game. Smith moved past the 1,000 yard mark for the fourth consecutive season with 85 yards and two touchdowns against Washington (11/20), and four days later on Thanksgiving Day against Green Bay (11/24), Smith amassed 208 total yards (113-rushing, 95-receiving) on 38 carries and catches while scoring twice. His 95 yards receiving were a season-high and included a season-long 68-yard catch. When Smith reached the end zone twice at Philadelphia (12/4), it gave him 19 touchdowns for the season, breaking the single-



season club-record. The following week against Cleveland (12/10), Smith became the first back to top the 100-yard rushing barrier against the Browns in 1994 when he picked up 112 yards and a touchdown – moving him past the 7,000 yard rushing mark for his career. He also added his first receiving score of the year, marking the sixth consecutive week he had posted two scores. Smith picked up 74 yards and his 22nd touchdown of the season at New Orleans (12/19) before pulling his left hamstring late in the third quarter. Smith missed the only start of his career due to injury in the season finale at the N.Y. Giants (12/24), but he returned to action in the Cowboys playoff win over Green Bay (1/8/95), picking up 44 yards on seven first quarter carries (6.3 avg.) before re-aggravating his left hamstring late in the first quarter. Nursing that sore hamstring, Smith picked up 74 yards and two touchdowns on 20 carries at San Francisco (1/15/95) in the NFC Championship Game before pulling his right hamstring in the fourth quarter. An All-Pro for the third straight year, that injury kept Smith from playing in his fifth-consecutive Pro Bowl, despite being selected.

1993: The list of honors and awards for Smith from 1993 goes on and on following one of the most outstanding performances by a running back in league history. Recipient of the NFL MVP Award from: Associated Press, *The Sporting News*, Pro Football Writers of America, Miller Lite, the ESPN 'ESPY' Awards, *Pro Football Weekly* and *Pro Football Digest*. United Press International, *Pro Football Weekly* and *College & Pro Football Newsweekly* named him NFL Offensive Player of the Year. Smith also received the Bert Bell Award from the Maxwell Club as the Player of the Year; consensus All-Pro honors; NFL Alumni Running Back of the Year recognition and the Super Bowl XXVIII MVP award. Smith became only the fourth player to win three straight league rushing titles and the first since Earl Campbell turned the trick from 1978-80 (Jim Brown 1957-61 and 1963-65 and Steve Van Buren 1947-49 were the others). Smith also led the NFL in total yards from scrimmage with 1,900 (1,486 rushing/414 receiving), outdistancing runner-up Thurman Thomas of Buffalo (1,702) by almost 200 yards, and with a 5.3 yard-per-carry average, the highest average by a Dallas running back since Duane Thomas posted a 5.3 average in 1970. Second on the team with 57 receptions, Smith finished fourth in the NFC in catches among running backs. He missed the first two regular season games and three starts because of contract negotiations, signing his contract on Sept. 16 and seeing limited action at Phoenix (9/19). Smith returned to the starting line-up against Green Bay (10/3) and, in his 50th career game, became only the fifth Dallas running back to reach the 1,000 career carry mark – the fastest to that point of any running back in team history. The following week, Smith recorded his first 100-yard rushing day of the season with 104 yards on 25 carries at Indianapolis (10/10). It was a sign of things to follow as he established a new club-record with 237 yards rushing (on 30 carries) at Philadelphia (10/31) to nab NFC Offensive Player of the Week honors and post the highest rushing total in the NFL in 1993. That day in Philadelphia, he eclipsed Dorsett's club mark of 206 yards set against the Eagles (12/4/77) and tied Jim Brown for the sixth best single-game rushing performance in NFL history. It was also the highest single-game rushing total in the NFL since Walter Payton ran for 275 yards against Minnesota on Nov. 20, 1977. His 62-yard touchdown run to finish the game was the Cowboys' longest run of the season. The next week when Aikman went down with a pulled hamstring against the Giants (11/7), the Cowboys offense turned to Smith to carry the load. He responded with 182 yards of total offense against Phoenix (11/14) (24 carries, 80 yards, 1 touchdown and four receptions for 102 yards), including a career-long 86-yard catch from Bernie Kosar. It was his second career 100-yard receiving day. Things didn't go as well the following week when he suffered a bruised right quadriceps at Atlanta (11/21) in the second quarter and missed the remainder of game. He finished with a career-low one carry for one yard. Despite the injury, he ran for 51 yards on 16 carries and added 46 yards on nine receptions four days later against Miami (11/25) in the annual Thanksgiving Day game. In that game, he moved past the 5,000-yard barrier in his 57th career game – the fastest ever by a Dallas back. Smith went on to garner the NFC Offensive Player of the Month award for December, the third consecutive December he had won the award. During Dallas' final five game march to the playoffs, Smith amassed 115 carries for 688 yards (6.0 average) and two touchdowns to go along with 24 receptions for 142 yards and a touchdown. He started the streak by recording the second highest rushing total ever by a Cowboy at Texas Stadium with 172 yards on 24 carries against Philadelphia (12/6). For the season Smith logged 409 yards rushing in two games against Philadelphia to join O.J. Simpson (469 yards rushing against New England in 1973) as the only players to record over 400 yards rushing against one opponent in the same season. Including that game against Philadelphia, Smith would record three days with over 150 yards rushing in the final five weeks. The second of those came against the Redskins (12/26) when he ran for 153 yards, and the third came in one of the most memorable games in Cowboys history when Smith carried Dallas to the NFC East title in a 16-13 overtime win at the N.Y. Giants (1/2/94). Despite separating his right shoulder late in the second quarter – an injury that required surgery March 1, 1994 – Smith ran for 168 yards and caught 10 passes for another 61 yards to establish a club record for rushing-receiving attempts in a game at 42. Smith gained 78 yards on 17 carries/catches after the injury, including 41 yards on nine runs/receptions in Dallas' 12-play, 52-yard drive to the game winning field goal in overtime. In the two playoff games leading up to Super Bowl XXVIII, Smith struggled with his injury, but still managed 148 yards against Green Bay (1/16/94) and San Francisco (1/23/94). It was in Super Bowl XXVIII against Buffalo (1/30/94) where Smith capped his storied season, capturing MVP honors for leading Dallas to its second consecutive NFL title. For the second consecutive year, he topped the 100-yard rushing mark in the Super Bowl, gaining 132 yards – 91 yards and two touchdowns in the second half as Dallas scored 24 unanswered points. It was



the 100th 100-yard rushing day of Smith's football career (high school, college, pro). Following the season, Smith was selected to his fourth consecutive Pro Bowl.

1992: In 1992, Smith first set a Dallas rushing record with 1,713 yards and Cowboys standards for rushing touchdowns (18) and total touchdowns (19), while leading the league in all three categories. Smith posted the 11th best rushing season in NFL history and was the first NFL player since Walter Payton in 1984-85 with consecutive 1,500-yard rushing seasons. Not to limit his heroics to the ground, Smith also posted 59 receptions, tops in the NFC and third in the NFL among running backs, for 335 yards. Smith's 2,048 yards from scrimmage set a new Dallas record, led the NFC and was second in the NFL. Smith also established a Dallas mark for rushing attempts with 373 and rushing/receiving attempts with 432. Smith opened the season with 140 yards on the ground in a Monday night win over the defending Super Bowl champion Redskins (9/7), earning NFC Offensive Player of the Week honors and becoming the first player to rush for over 100 yards against the Redskins in three consecutive games. Later in the season, he had a streak of five straight games with over 100 yards rushing at Texas Stadium snapped against Seattle (10/11). Smith had surpassed the previous club mark of four straight 100-yard rushing performances at home against Phoenix (9/20). After bruising his hip in the third quarter against the Raiders (10/25), he missed two plays but returned to rush for 79 yards and two touchdowns, giving him 152 yards and three touchdowns on the day. His three touchdowns at the Raiders, which he would match two weeks later at Detroit (11/8), tied for the NFC-high in 1992 and earned him NFC Offensive Player of the Week honors. Smith started November, a month in which he would earn NFC Offensive Player of the Month honors, facing a tough Philadelphia defense (11/1) which was ranked first in the NFL in yards allowed going into the game. Smith broke loose for 163 yards, becoming the first 100-yard rusher against the Eagles in 53 games, a streak that dated back to Sept. 17, 1989. Smith had his team-record 34-game streak of leading the team in rushing yards end against the Lions (11/8). Against the Rams (11/15), Smith matched Dorsett's 1981 record by reaching 1,000 yards rushing in a season in 10 games, the fewest in team history. A week later, Smith demonstrated his versatility when he hauled in a career-high 12 passes at Phoenix (11/22), which were the second most in team history. On Thanksgiving Day against the Giants (11/26), Smith had a long day, recording a season-long 68-yard touchdown run and a season-long 26-yard touchdown catch. With Denver Head Coach Dan Reeves watching from across the field, Smith tied the single-season touchdown mark Reeves had established in 1966 by popping into the end zone with 2:47 remaining to give the Cowboys a 31-27 come-from-behind win over the Broncos (12/6). Smith wrapped up the regular season with 174 yards rushing at Atlanta (12/21), a NFC-high for 1992, and in the regular season finale, earned NFC Offensive Player of the Week honors against Chicago (12/27) when he ran for 131 yards and claimed the league rushing title. For his late season display, he was named NFC Offensive Player of the Month for December, making him the first NFL player to earn the honor in consecutive months. He strung together three 100-yard rushing games in the playoffs (114 against the Eagles, 114 against the 49ers and 108 against Buffalo). His three straight postseason 100-yard rushing days established a club record and tied for the third longest postseason streak in league history. With his performance against Buffalo in Super Bowl XXVII (1/31/93), Smith became the first Dallas player to rush for 100 yards in a Super Bowl. After the season, Smith earned consensus All-Pro and All-NFC honors.

1991: Smith first led the NFL in rushing in 1991 when he gained 1,563 yards, becoming the first Cowboys player to lead the league in rushing. At 22 years and seven months of age, he became the youngest player in league history and 28th overall to rush for over 1,500 yards in a season, and that performance helped earn him a starting spot in the Pro Bowl. With 365 carries, he led the NFL, becoming the 19th player in league history to record over 350 carries in a season. Smith, the third youngest player to reach the 500 carry plateau, joined Walter Payton and Barry Sanders as the only players to do so before their 23rd birthday. His eight 100-yard rushing games in 1991 were the second most in team history. Smith scored on a career-long 75-yard dash, the longest run in the NFC in 1991, and averaged a career-high 10.2 yards-per-carry in posting a 112 yard rushing game against Washington (9/9). Slowed by a stomach virus most of the game, he was still able to come off the bench to record a team-high eight receptions, including his first career touchdown catch. Against Phoenix (9/22), Smith earned NFC Offensive Player of the Week honors by putting together the fourth best rushing day in Cowboys history with 182 yards rushing and two touchdowns, including a 60-yard touchdown run. With his 75 and 60-yard runs, Smith became the second player in team history to have more than one 60-yarder in the same season (Dorsett had an 84 and 77-yard run in 1977). Smith played five games against the top three run defenses in the league (No. 1 - Philadelphia, No. 2 - New Orleans and No. 3 - Washington), but against the Redskins (11/24), Smith rushed for 132 yards, his second 100-yard game against the Redskins in 1991 and the only two 100-yard games allowed by the Super Bowl Champions, on 34 carries. Four days later, he gained 109 yards against Pittsburgh (11/28), and the following week, he became the only player to gain 100 yards rushing against the Saints (12/8) by picking up 112 yards. With three straight 100-yard rushing games, Smith matched the second longest streak in team history. Smith's 160 yards and two touchdowns rushing against Atlanta (12/22) allowed him to surpass Sanders and Thomas to win the league rushing title. Smith also finished second in the NFC (third in the NFL) in yards from scrimmage, second in the NFL in touchdowns (13) and rushing touchdowns (12). For all his late season heroics in the Cowboys playoff drive, Smith was named NFC Offensive Player of the Month for December. He opened the playoffs in Chicago (12/29) by recording 105 yards against a Bears' team that had never allowed



a running back to go over the century mark in postseason play, a record dating back to 1932 and spanning 27 games.

1990: Despite missing training camp and the preseason in 1990, Smith finished fifth in the NFC and 10th in the NFL with 937 rushing yards, tops among rookies. In addition, his 11 rushing touchdowns led NFL rookies, placed third in the NFC and fifth in the NFL. Smith earned his first professional start against the Giants (9/16) after little more than a week with the club, and the following week at Washington (9/23), he scored his first NFL touchdown. Smith's 241 carries broke Dorsett's rookie club record of 208 carries set in 1977, and his three 100-yard rushing games were the second most ever by a Cowboys' rookie. A vital part of the Cowboys four-game win streak late in the season, Smith caught four passes for a career-high 117 yards against the Rams (11/18) in game one of the streak. Four days later, he scored on a 48-yard scamper on his way to a season-high 132 yards rushing against Washington (11/22). Facing Phoenix (12/16), Smith rushed for 103 yards and a career-high four touchdowns to tie the club record for rushing and total touchdowns in a game. The first rookie halfback to start for the Cowboys since Ron Springs in the 1979 season opener, Smith was named NFL Offensive Rookie of the Year by AP, *Football News*, *Pro Football Weekly* and Pro Set Trading Cards and was a consensus All-Rookie selection. He also became the first Cowboys player to participate in the Pro Bowl since Herschel Walker in 1988.

COLLEGE: An All-America and three time All-SEC selection at Florida, Smith established 58 school records in three seasons, including a career rushing mark of 3,928 yards. He surpassed the 1,000-yard rushing mark in his seventh game, earlier than any player in college football history. He also became the second freshman to finish in the top 10 in the Heisman Trophy balloting (Herschel Walker was the other) and earned Freshman of the Year honors from UPI and *The Sporting News*. In 1989, he set a school single-game rushing mark with 316 yards against New Mexico on his way to a school-record 1,599 yards rushing for the season. In three seasons, he became the fifth leading all-time rusher in SEC history and led the Gators in receiving two-of-the-three seasons.

PERSONAL: Emmitt J. Smith, III was a consensus All-America running back and prep Player of the Year by *Parade Magazine* and *USA Today* as a senior at Escambia, FL, High School. He posted the third highest career rushing and scoring totals in national high school history with 8,804 yards and 106 touchdowns. He also averaged 7.8 yards-per-carry, ran for over 100 yards 45 times and recorded only six fumbles. In 1986, he represented the nation's prep football players at the White House as part of the "Just Say No" anti-drug campaign. He was the Cowboys' United Way spokesman in 1994-95, and he is the founder of Emmitt Smith Charities, a Pensacola, Fla., based organization whose mission is to provide educational scholarships to local, underserved youth. It has supported 100 Black Men of Pensacola, Pensacola Family Care, Boys Clubs of Pensacola, Big Brothers/Big Sisters, The Kidney Foundation, Oak Cliff, Tex., Little League, Buckner Children's Home of Texas and The Theater Arts for Youth. Since 1992, the Emmitt Smith Charity Golf Tournament has been played each spring in Pensacola, with the proceeds going to his charity. He was a Miller Lite NFL Player of the Year finalist in 1991, 1992, 1994 and 1995 and the 1993 winner, donating all money received through the awards to the Sickle Cell Anemia Foundation. Another way Smith works with children is through the Make-A-Wish Foundation, hosting many visits with children at the club's Valley Ranch practice facility during the season. Smith also works with the Salvation Army, American Lung Association, the Battered and Abused Children's Foundation and B.A.D. (Boxers Against Drugs). His annual Feed The Children holiday food drive supports over 3,000 families in the Dallas/Fort Worth and Pensacola areas. The national spokesman for the Starter/JC Penny "Take A Player to School Program," Smith also makes numerous speaking engagements at schools in the Dallas/Fort Worth area and in Pensacola. He was also the ambassador for the NFL's F.A.C.T. program. In May, 1994, a celebrity 25th birthday party was held for Emmitt with proceeds from a fundraising auction given to the "I Have a Dream" Foundation. Emmitt has three brothers - Erik, Emory and Emil - and two sisters - Marsha and Connie. Emory, a fullback, signed as a free agent with Green Bay, and he was a member of the Cowboys practice squad in 1997. Emmitt's mother, Mary, father, Emmitt, and sister, Marsha, head up Emmitt Inc., a memorabilia and collectible company that handles Smith's merchandising efforts. Emmitt received his degree in public recreation from the University of Florida in May, 1996.

E. SMITH'S COWBOYS TOTALS

| Rushing | | | | | | Receiving | | | | | |
|----------|-------|--------|------|------|-----|-----------|-----|-------|------|------|----|
| Year | No. | Yds. | Avg. | Long | TD | Year | No. | Yds. | Avg. | Long | TD |
| 1990 | 241 | 937 | 3.9 | 48 | 11 | 1990 | 24 | 228 | 9.5 | 57 | 0 |
| 1991 | 365 | 1,563 | 4.3 | 75 | 12 | 1991 | 49 | 258 | 5.3 | 14 | 1 |
| 1992 | 373 | 1,713 | 4.6 | 68 | 18 | 1992 | 59 | 335 | 5.7 | 26 | 1 |
| 1993 | 283 | 1,486 | 5.3 | 62 | 9 | 1993 | 57 | 414 | 7.3 | 86 | 1 |
| 1994 | 368 | 1,484 | 4.0 | 46 | 21 | 1994 | 50 | 341 | 6.8 | 68 | 1 |
| 1995 | 377 | 1,773 | 4.7 | 60 | 25 | 1995 | 62 | 375 | 6.0 | 40 | 0 |
| 1996 | 327 | 1,204 | 3.7 | 42 | 12 | 1996 | 47 | 249 | 5.3 | 21 | 3 |
| 1997 | 261 | 1,074 | 4.1 | 44 | 4 | 1997 | 40 | 234 | 5.9 | 24 | 0 |
| Totals | 2,595 | 11,234 | 4.3 | 75 | 112 | Totals | 388 | 2,434 | 6.3 | 86 | 7 |
| Playoffs | | | | | | Playoffs | | | | | |
| 1991 | 41 | 185 | 4.5 | 19 | 1 | 1992 | 1 | 2 | 2.0 | 2 | 0 |
| 1992 | 71 | 336 | 4.7 | 38 | 3 | 1992 | 13 | 86 | 6.6 | 18 | 1 |
| 1993 | 66 | 280 | 4.2 | 15 | 3 | 1993 | 13 | 138 | 10.6 | 28 | 1 |
| 1994 | 27 | 118 | 4.4 | 14 | 3 | 1994 | 4 | 8 | 2.0 | 5 | 0 |
| 1995 | 74 | 298 | 4.0 | 25 | 6 | 1995 | 6 | 60 | 10.0 | 22 | 0 |
| 1996 | 39 | 196 | 5.0 | 37 | 2 | 1996 | 7 | 24 | 3.4 | 15 | 0 |
| Totals | 318 | 1,413 | 4.4 | 38 | 18 | Totals | 44 | 318 | 7.2 | 28 | 2 |



E. Smith NFL Totals, cont.

SINGLE-GAME BESTS

Rush Yards - 237 @ Philadelphia, 10/31/93
 playoffs - 150 vs. Green Bay, 1/14/96
 Rush Attempts - 35 vs. N.Y. Giants, 11/7/94
 playoffs - 35 vs. Green Bay, 1/14/96
 Rush Average - 10.2 vs. Washington, 9/9/91
 playoffs - 6.8 vs. Minnesota, 12/28/96
 TDs Rushing - 4 twice, vs. Phoenix, 12/16/90; and
 @ N.Y. Giants, 9/4/95
 playoffs - 3 vs. Green Bay, 1/14/96
 Long Rush - 75t vs. Washington, 9/9/91
 playoffs - 38 vs. Buffalo, 1/31/93
 Receptions - 12 @ Phoenix, 11/22/92
 playoffs - 7 twice, @ San Francisco, 1/17/93;
 and vs. San Francisco, 1/23/94
 Yards Receiving - 117 @ L.A. Rams, 11/18/90
 playoffs - 85 vs. San Francisco, 1/23/94
 Long Reception - 86 vs. Phoenix, 11/14/93
 playoffs - 28 vs. San Francisco, 1/23/94

E. SMITH GAME-BY-GAME

1990

| | Rushing | | | | | Receiving | | | | |
|------------------------|---------|------|------|------|----|-----------|------|------|------|----|
| | No. | Yds. | Avg. | Long | TD | No. | Yds. | Avg. | Long | TD |
| W-San Diego 9/9 | 2 | 2 | 1.0 | 1 | 0 | | | | | |
| L-N.Y. Giants 9/16 | 6 | 11 | 1.8 | 5 | 0 | 2 | 12 | 6.0 | 8 | 0 |
| L-@ Washington 9/23 | 17 | 63 | 3.7 | 15 | 1 | 2 | 12 | 6.0 | 9 | 0 |
| L-@ N.Y. Giants 9/30 | 12 | 28 | 2.3 | 6 | 1 | 4 | 38 | 9.5 | 17 | 0 |
| W-Tampa Bay 10/7 | 23 | 121 | 5.3 | 16 | 1 | 2 | -9 | -4.5 | -3 | 0 |
| L-@ Phoenix 10/14 | 12 | 48 | 4.0 | 14 | 0 | 1 | 8 | 8.0 | 8 | 0 |
| W-@ Tampa Bay 10/21 | 16 | 48 | 3.0 | 11 | 0 | | | | | |
| L-Philadelphia 10/28 | 14 | 52 | 3.7 | 15 | 1 | | | | | |
| L-@ N.Y. Jets 11/4 | 15 | 55 | 3.7 | 22 | 0 | 1 | -4 | -4.0 | -4 | 0 |
| L-San Francisco 11/11 | 6 | 40 | 6.7 | 23 | 0 | 2 | 3 | 1.5 | 6 | 0 |
| W-@ L.A. Rams 11/18 | 21 | 54 | 2.6 | 12 | 0 | 4 | 117 | 29.3 | 57 | 0 |
| W-Washington 11/22 | 23 | 132 | 5.7 | 48t | 2 | 2 | 5 | 2.5 | 4 | 0 |
| W-New Orleans 12/2 | 20 | 85 | 4.2 | 17 | 1 | 1 | 3 | 3.0 | 3 | 0 |
| W-Phoenix 12/16 | 24 | 103 | 4.3 | 11t | 4 | 1 | 12 | 12.0 | 12 | 0 |
| L-@ Philadelphia 12/23 | 14 | 61 | 4.4 | 24 | 0 | 1 | 26 | 26.0 | 26 | 0 |
| L-@ Atlanta 12/30 | 16 | 34 | 2.1 | 13 | 0 | 1 | 5 | 5.0 | 5 | 0 |

1991

| | | | | | | | | | | |
|------------------------|----|-----|------|-----|---|---|----|------|----|---|
| W-@ Cleveland 9/1 | 32 | 112 | 3.5 | 12 | 0 | 6 | 36 | 6.0 | 13 | 0 |
| L-Washington 9/9 | 11 | 112 | 10.2 | 75t | 1 | 8 | 42 | 5.3 | 11 | 1 |
| L-Philadelphia 9/15 | 13 | 44 | 3.4 | 8 | 0 | 1 | 12 | 12.0 | 12 | 0 |
| W-@ Phoenix 9/22 | 23 | 182 | 7.9 | 60t | 2 | 3 | 19 | 6.3 | 9 | 0 |
| W-N.Y. Giants 9/29 | 16 | 67 | 3.7 | 16 | 1 | 1 | 8 | 8.0 | 8 | 0 |
| W-@ Green Bay 10/6 | 32 | 122 | 3.8 | 26 | 0 | 7 | 21 | 3.0 | 14 | 0 |
| W-Cincinnati 10/13 | 19 | 62 | 3.3 | 12 | 1 | 3 | 18 | 6.0 | 8 | 0 |
| L-@ Detroit 10/27 | 16 | 66 | 4.1 | 15 | 0 | 3 | 4 | 1.3 | 3 | 0 |
| W-Phoenix 11/3 | 22 | 62 | 2.8 | 10 | 3 | 3 | 12 | 4.0 | 5 | 0 |
| L-@ Houston 11/10 | 12 | 49 | 4.1 | 14 | 0 | 5 | 29 | 5.8 | 11 | 0 |
| L-@ N.Y. Giants 11/17 | 17 | 97 | 5.7 | 36 | 0 | 3 | 16 | 5.3 | 13 | 0 |
| W-@ Washington 11/24 | 34 | 132 | 3.9 | 32t | 1 | | | | | |
| W-Pittsburgh 11/28 | 32 | 109 | 3.4 | 14 | 1 | 3 | 19 | 6.3 | 10 | 0 |
| W-New Orleans 12/8 | 27 | 112 | 4.1 | 10 | 0 | 2 | 9 | 4.5 | 7 | 0 |
| W-@ Philadelphia 12/15 | 25 | 75 | 3.0 | 13 | 0 | | | | | |
| W-Atlanta 12/22 | 32 | 160 | 5.0 | 24 | 2 | 1 | 13 | 13.0 | 13 | 0 |

Playoffs

| | | | | | | | | | | |
|--------------------|----|-----|-----|----|---|---|---|-----|---|---|
| W-@ Chicago 12/29 | 26 | 105 | 4.0 | 18 | 1 | | | | | |
| L-@ Detroit 1/5/92 | 15 | 80 | 5.3 | 19 | 0 | 1 | 2 | 2.0 | 2 | 0 |

1992

| | | | | | | | | | | |
|------------------------|----|-----|-----|-----|---|----|----|-----|-----|---|
| W-Washington 9/7 | 27 | 140 | 5.2 | 20 | 1 | 3 | 13 | 4.3 | 11 | 0 |
| W-@ N.Y. Giants 9/13 | 23 | 89 | 3.9 | 14 | 1 | 8 | 55 | 6.9 | 20 | 0 |
| W-Phoenix 9/20 | 26 | 112 | 4.3 | 22 | 1 | | | | | |
| L-@ Philadelphia 10/5 | 19 | 67 | 3.5 | 14 | 0 | 2 | 5 | 2.5 | 7 | 0 |
| W-Seattle 10/11 | 22 | 78 | 3.5 | 15 | 2 | | | | | |
| W-Kansas City 10/18 | 24 | 95 | 4.0 | 14 | 1 | 4 | 35 | 8.8 | 15 | 0 |
| W-@ L.A. Raiders 10/25 | 29 | 152 | 5.2 | 26t | 3 | 3 | 15 | 5.0 | 9 | 0 |
| W-Philadelphia 11/1 | 30 | 163 | 5.4 | 51 | 0 | 1 | 9 | 9.0 | 9 | 0 |
| W-@ Detroit 11/8 | 19 | 67 | 3.5 | 7t | 3 | 3 | 13 | 4.3 | 7 | 0 |
| L-L.A. Rams 11/15 | 19 | 80 | 4.2 | 29 | 1 | 2 | 8 | 4.0 | 5 | 0 |
| W-@ Phoenix 11/22 | 23 | 84 | 3.7 | 17 | 0 | 12 | 67 | 5.6 | 16 | 0 |
| W-N.Y. Giants 11/26 | 17 | 120 | 7.1 | 68t | 1 | 6 | 41 | 6.8 | 26t | 1 |
| W-@ Denver 12/6 | 26 | 62 | 2.4 | 10 | 1 | 6 | 45 | 7.5 | 20 | 0 |
| L-@ Washington 12/13 | 25 | 99 | 4.0 | 18 | 0 | 5 | 16 | 3.2 | 7 | 0 |
| W-@ Atlanta 12/21 | 24 | 174 | 7.3 | 29t | 2 | 2 | 5 | 2.5 | 4 | 0 |
| W-Chicago 12/27 | 20 | 131 | 6.6 | 31t | 1 | 2 | 8 | 4.0 | 4 | 0 |

Playoffs

| | | | | | | | | | | |
|---------------------------|----|-----|-----|-----|---|---|----|-----|-----|---|
| W-Philadelphia 1/10/93 | 25 | 114 | 4.6 | 23t | 1 | | | | | |
| W-@ San Francisco 1/17/93 | 24 | 114 | 4.8 | 28 | 1 | 7 | 59 | 8.4 | 16t | 1 |
| W-Buffalo 1/31/93 | 22 | 108 | 4.9 | 38 | 1 | 6 | 27 | 4.5 | 18 | 0 |

1993

| | | | | | | | | | | |
|------------------------|----|-----|-----|-----|---|---|----|-----|----|---|
| L-@ Washington 9/6 | | | | | | | | | | |
| L-Buffalo 9/12 | | | | | | | | | | |
| W-@ Phoenix 9/19 | 8 | 45 | 5.6 | 16 | 0 | 1 | 3 | 3.0 | 3 | 0 |
| W-Green Bay 10/3 | 13 | 71 | 5.5 | 22t | 1 | | | | | |
| W-@ Indianapolis 10/10 | 25 | 104 | 4.2 | 20 | 1 | 4 | 39 | 9.8 | 15 | 0 |
| W-San Francisco 10/17 | 27 | 92 | 3.4 | 9 | 1 | 5 | 30 | 6.0 | 12 | 0 |
| W-@ Philadelphia 10/31 | 30 | 237 | 7.9 | 62t | 1 | | | | | |



E. Smith, Game-By-Game, 1993 (cont.)

| | Rushing | | | | | Receiving | | | | |
|-------------------------|---------|------|------|------|----|-----------|------|------|------|----|
| | No. | Yds. | Avg. | Long | TD | No. | Yds. | Avg. | Long | TD |
| W-N.Y. Giants 11/7 | 24 | 117 | 4.9 | 24 | 2 | 6 | 43 | 7.2 | 20 | 0 |
| W-Phoenix 11/14 | 24 | 80 | 3.3 | 15 | 1 | 4 | 102 | 25.5 | 86 | 0 |
| L-@ Atlanta 11/21 | 1 | 1 | 1.0 | 1 | 0 | 4 | 9 | 2.3 | 6 | 0 |
| L-Miami 11/25 | 16 | 51 | 3.2 | 10 | 0 | 9 | 46 | 5.1 | 13 | 0 |
| W-Philadelphia 12/6 | 23 | 172 | 7.5 | 27 | 1 | 4 | 26 | 6.5 | 19 | 0 |
| W-@ Minnesota 12/12 | 19 | 104 | 5.5 | 22 | 1 | 5 | 26 | 5.2 | 13 | 0 |
| W-@ N.Y. Jets 12/13 | 20 | 91 | 4.6 | 12 | 0 | 2 | 11 | 5.5 | 6 | 0 |
| W-Washington 12/26 | 21 | 153 | 7.3 | 35 | 1 | 3 | 18 | 6.0 | 13 | 0 |
| W-@ N.Y. Giants 1/2/94 | 32 | 168 | 5.3 | 46 | 0 | 10 | 61 | 6.1 | 12 | 1 |
| Playoffs | | | | | | | | | | |
| W-Green Bay 1/16/94 | 13 | 60 | 4.6 | 14 | 0 | 2 | 27 | 13.5 | 22 | 0 |
| W-San Francisco 1/23/94 | 23 | 88 | 3.8 | 9 | 1 | 7 | 85 | 12.1 | 28 | 1 |
| W-Buffalo 1/30/94 | 30 | 132 | 4.4 | 15t | 2 | 4 | 26 | 6.5 | 10 | 0 |
| 1994 | | | | | | | | | | |
| W-@ Pittsburgh 9/4 | 31 | 171 | 5.5 | 46 | 1 | 3 | 3 | 1.0 | 3 | 0 |
| W-Houston 9/11 | 27 | 90 | 3.3 | 12 | 1 | 3 | 24 | 8.0 | 22 | 0 |
| L-Detroit 9/19 | 29 | 143 | 4.9 | 32 | 1 | 7 | 49 | 7.0 | 19 | 0 |
| W-@ Washington 10/2 | 16 | 48 | 3.0 | 8 | 2 | 2 | 5 | 2.5 | 6 | 0 |
| W-Arizona 10/9 | 9 | 22 | 2.4 | 6 | 2 | 1 | 11 | 11.0 | 11 | 0 |
| W-Philadelphia 10/16 | 26 | 106 | 4.1 | 12 | 1 | | | | | |
| W-@ Arizona 10/23 | 21 | 76 | 3.6 | 23 | 1 | 2 | 10 | 5.0 | 6 | 0 |
| W-@ Cincinnati 10/30 | 25 | 92 | 3.7 | 13 | 0 | 1 | 9 | 9.0 | 9 | 0 |
| W-N.Y. Giants 11/7 | 35 | 163 | 4.7 | 28 | 2 | 3 | 13 | 4.3 | 7 | 0 |
| L-@ San Francisco 11/13 | 26 | 78 | 3.0 | 11 | 2 | 6 | 32 | 5.3 | 15 | 0 |
| W-Washington 11/20 | 21 | 85 | 4.0 | 28 | 2 | 2 | 8 | 4.0 | 6 | 0 |
| W-Green Bay 11/24 | 32 | 133 | 4.2 | 30 | 2 | 6 | 95 | 15.8 | 68 | 0 |
| W-@ Philadelphia 12/4 | 25 | 91 | 3.6 | 17 | 2 | 4 | 39 | 9.8 | 23 | 0 |
| L-Cleveland 12/10 | 26 | 112 | 4.3 | 26 | 1 | 5 | 22 | 4.4 | 10 | 1 |
| W-@ New Orleans 12/19 | 19 | 74 | 3.9 | 14 | 1 | 5 | 21 | 4.2 | 9 | 0 |
| L-@ N.Y. Giants 12/24 | | | | | | | | | | |
| DNP - hamstring | | | | | | | | | | |
| Playoffs | | | | | | | | | | |
| W-Green Bay 1/8/95 | 7 | 44 | 6.3 | 12 | 1 | 1 | 3 | 3.0 | 3 | 0 |
| L-San Francisco 1/15/95 | 20 | 74 | 3.7 | 14 | 2 | 3 | 5 | 1.7 | 5 | 0 |
| 1995 | | | | | | | | | | |
| W-@ N.Y. Giants 9/4 | 21 | 163 | 7.8 | 60t | 4 | 1 | 0 | 0.0 | 0 | 0 |
| W-Denver 9/10 | 26 | 114 | 4.4 | 15 | 1 | 4 | 35 | 8.8 | 14 | 0 |
| W-@ Minnesota 9/17 | 20 | 150 | 7.5 | 45 | 2 | 6 | 12 | 2.0 | 8 | 0 |
| W-Arizona 9/24 | 21 | 116 | 5.5 | 28 | 2 | 3 | 53 | 17.7 | 40 | 0 |
| L-@ Washington 10/1 | 22 | 95 | 4.3 | 14 | 0 | 8 | 38 | 4.8 | 15 | 0 |
| W-Green Bay 10/8 | 31 | 106 | 3.4 | 16t | 2 | 3 | 19 | 6.3 | 9 | 0 |
| W-@ San Diego 10/15 | 22 | 68 | 3.1 | 15 | 2 | 5 | 15 | 3.0 | 6 | 0 |
| W-@ Atlanta 10/23 | 26 | 167 | 6.4 | 41 | 1 | 5 | 30 | 6.0 | 12 | 0 |
| W-Philadelphia 11/6 | 27 | 158 | 5.9 | 39t | 2 | 3 | 22 | 7.3 | 12 | 0 |
| L-San Francisco 11/12 | 18 | 100 | 5.6 | 33 | 1 | 6 | 50 | 8.3 | 20 | 0 |
| W-@ Oakland 11/19 | 29 | 110 | 3.8 | 13t | 3 | 3 | 22 | 7.3 | 15 | 0 |
| W-Kansas City 11/23 | 18 | 56 | 3.1 | 15t | 1 | 3 | 11 | 3.7 | 9 | 0 |
| L-Washington 12/3 | 21 | 91 | 4.3 | 11 | 1 | 4 | 16 | 4.0 | 9 | 0 |
| L-@ Philadelphia 12/10 | 27 | 108 | 4.0 | 13 | 1 | 3 | 8 | 2.7 | 7 | 0 |
| W-N.Y. Giants 12/17 | 24 | 103 | 4.3 | 23 | 1 | 2 | 6 | 3.0 | 3 | 0 |
| W-@ Arizona 12/25 | 24 | 68 | 2.8 | 13 | 1 | 3 | 38 | 12.7 | 15 | 0 |
| Playoffs | | | | | | | | | | |
| W-Philadelphia 1/7/96 | 21 | 99 | 4.7 | 15 | 1 | 3 | 40 | 13.3 | 22 | 0 |
| W-Green Bay 1/14/96 | 35 | 150 | 4.3 | 25 | 3 | 2 | 17 | 8.5 | 16 | 0 |
| W-Pittsburgh 1/28/96 | 18 | 49 | 2.7 | 23 | 2 | 1 | 3 | 3.0 | 3 | 0 |
| 1996 | | | | | | | | | | |
| L-@ Chicago 9/2 | 18 | 70 | 3.9 | 12 | 0 | 2 | 5 | 2.5 | 8 | 0 |
| W-N.Y. Giants 9/8 | 24 | 82 | 3.4 | 16 | 0 | 3 | 12 | 4.0 | 5t | 1 |
| L-Indianapolis 9/15 | 26 | 101 | 3.9 | 12 | 1 | 2 | 14 | 7.0 | 16 | 0 |
| L-@ Buffalo 9/22 | 15 | 25 | 1.7 | 6 | 1 | 1 | 9 | 9.0 | 9 | 0 |
| W-@ Philadelphia 9/30 | 22 | 92 | 4.2 | 17 | 1 | 3 | 30 | 10.0 | 12 | 0 |
| W-Arizona 10/13 | 21 | 112 | 5.3 | 18 | 2 | 4 | 10 | 2.5 | 7 | 0 |
| W-Atlanta 10/20 | 15 | 50 | 3.3 | 10 | 2 | 2 | 7 | 3.5 | 9t | 1 |
| W-@ Miami 10/27 | 22 | 74 | 3.4 | 13 | 0 | 7 | 44 | 6.3 | 14 | 1 |
| L-Philadelphia 11/3 | 24 | 113 | 4.7 | 24 | 2 | 4 | 4 | 1.0 | 4 | 0 |
| W-@ San Francisco 11/10 | 26 | 91 | 3.1 | 16 | 0 | 1 | 11 | 11.0 | 18 | 0 |
| W-Green Bay 11/18 | 20 | 76 | 3.8 | 25 | 0 | 6 | 16 | 2.7 | 8 | 0 |
| L-@ N.Y. Giants 11/24 | 11 | 18 | 1.6 | 6 | 0 | 4 | 24 | 6.0 | 10 | 0 |
| W-Washington 11/28 | 29 | 155 | 5.3 | 42 | 3 | 2 | 9 | 4.5 | 11 | 0 |
| W-@ Arizona 12/8 | 27 | 70 | 2.6 | 11 | 0 | 1 | -1 | -1.0 | -1 | 0 |
| W-New England 12/15 | 27 | 85 | 3.1 | 10 | 0 | 5 | 55 | 11.0 | 21 | 0 |
| L-@ Washington 12/22 | | | | | | | | | | |
| DNP | | | | | | | | | | |
| Playoffs | | | | | | | | | | |
| W-Minnesota 12/28 | 17 | 116 | 6.8 | 37t | 2 | 4 | 26 | 6.5 | 15 | 0 |
| L-@ Carolina 1/5/97 | 22 | 80 | 3.6 | 25 | 0 | 3 | -2 | -0.7 | 3 | 0 |
| 1997 | | | | | | | | | | |
| W-@ Pittsburgh 8/31 | 26 | 69 | 2.7 | 9 | 0 | 3 | 25 | 8.3 | 12 | 0 |
| L-@ Arizona 9/7 | 19 | 132 | 6.9 | 44 | 0 | 3 | 11 | 3.7 | 7 | 0 |
| W-Philadelphia 9/15 | 27 | 91 | 3.4 | 9 | 0 | 3 | 10 | 3.3 | 4 | 0 |
| W-Chicago 9/28 | 13 | 43 | 3.3 | 15 | 0 | 1 | 1 | 1.0 | 1 | 0 |
| L-@ N.Y. Giants 10/5 | 19 | 91 | 4.8 | 20 | 0 | 6 | 24 | 4.0 | 7 | 0 |
| L-@ Washington 10/13 | 17 | 61 | 3.6 | 16 | 0 | 2 | 23 | 11.5 | 24 | 0 |
| W-Jacksonville 10/19 | 24 | 75 | 3.1 | 12 | 1 | 3 | 18 | 6.0 | 10 | 0 |
| L-@ Philadelphia 10/26 | 25 | 126 | 5.0 | 17 | 0 | 5 | 36 | 7.2 | 20 | 0 |
| L-@ San Francisco 11/2 | 7 | 31 | 4.4 | 12 | 0 | 1 | 6 | 6.0 | 6 | 0 |
| W-Arizona 11/9 | 15 | 64 | 4.3 | 21 | 1 | 3 | 12 | 4.0 | 9 | 0 |



E. Smith, Game-By-Game, 1997 (cont.)

| | No. | Yds. | Rushing Avg. | Long | TD | No. | Yds. | Receiving Avg. | Long | TD |
|----------------------|-----|------|--------------|------|----|-----|------|----------------|------|----|
| W-Washington 11/16 | 21 | 99 | 4.7 | 31 | 0 | 4 | 31 | 7.8 | 11 | 0 |
| L-@ Green Bay 11/23 | 11 | 59 | 5.4 | 21t | 1 | 2 | 2 | 1.0 | 5 | 0 |
| L-Tennessee 11/27 | 10 | 22 | 2.2 | 4 | 0 | 3 | 20 | 6.7 | 9 | 0 |
| L-Carolina 12/8 | 2 | 3 | 1.5 | 3 | 0 | | | | | |
| L-@ Cincinnati 12/14 | 12 | 68 | 5.7 | 15 | 0 | | | | | |
| L-N.Y. Giants 12/21 | 13 | 40 | 3.1 | 10 | 1 | 1 | 15 | 15.0 | 15 | 0 |

NFL ALL-TIME TOUCHDOWN LEADERS (through 1997)

| Career Touchdowns | | | Career Rushing Touchdowns | | |
|-------------------|-----|---------------|---------------------------|-----|---------------|
| 1. | 166 | JERRY RICE | 1. | 123 | Marcus Allen |
| 2. | 145 | Marcus Allen | 2. | 112 | EMMITT SMITH |
| 3. | 126 | Jim Brown | 3. | 110 | Walter Payton |
| 4. | 125 | Walter Payton | 4. | 106 | Jim Brown |
| 5. | 119 | EMMITT SMITH | 5. | 101 | John Riggins |

CAPS - Still Active

Smith's Regular Season Top 10

| Yards Rushing | Rushing Attempts |
|--|-------------------------------|
| 237 - @ Philadelphia, 10/31/93 (30 atts.) | 35 - vs. N.Y. Giants, 11/7/94 |
| 182 - @ Phoenix, 9/22/91 (23 atts.) | 34 - @ Washington, 11/24/91 |
| 174 - @ Atlanta, 12/21/92 (24 atts.) | 32 - @ Cleveland, 9/1/91 |
| 172 - vs. Philadelphia, 12/6/93 (23atts.) | 32 - @ Green Bay, 10/6/91 |
| 171 - @ Pittsburgh, 9/4/94 (31 atts.) | 32 - vs. Pittsburgh, 11/28/91 |
| 168 - @ N.Y. Giants, 1/2/94 (32 atts.) | 32 - vs. Atlanta, 12/22/91 |
| 167 - @ Atlanta, 10/29/95 (26 atts.) | 32 - @ N.Y. Giants, 1/2/94 |
| 163 - vs. Philadelphia, 11/1/92 (30 atts.) | 32 - vs. Green Bay, 11/24/94 |
| 163 - vs. N.Y. Giants, 11/7/94 (35 atts.) | 31 - @ Pittsburgh, 9/4/94 |
| 163 - @ N.Y. Giants, 9/4/95 (21 atts.) | 31 - vs. Green Bay, 10/8/95 |

SMITH'S 112 RUSHING TOUCHDOWNS

| Yardage | By Quarters | By Halves | By Months |
|----------------------|--------------------|-----------------|------------------|
| 70-79 yards.....1 | 1st Quarter.....30 | 1st Half.....56 | September.....24 |
| 60-69 yards.....4 | 2nd Quarter.....26 | 2nd Half.....55 | October.....29 |
| 50-59 yards.....0 | 3rd Quarter.....24 | Overtime.....1 | November.....37 |
| 40-49 yards.....1 | 4th Quarter.....31 | | December.....22 |
| 30-39 yards.....4 | Overtime.....1 | | |
| 20-29 yards.....6 | | | |
| 10-19 yards.....9 | | | |
| 5-9 yards.....18 | | | |
| 4 yards.....14 | | | |
| 3 yards.....13 | | | |
| 2 yards.....11 | | | |
| 1 yard.....31 | | | |
| NFC/AFC | | | |
| NFC Opponents.....89 | | | |
| AFC Opponents.....23 | | | |
| Home/Away | | | |
| Home.....68 | | | |
| Away.....44 | | | |

Rushing Touchdowns Per Game
(124 career games)

| |
|---------------------------------|
| 2 - Games with four touchdowns |
| 5 - Games with three touchdowns |
| 21 - Games with two touchdowns |
| 47 - Games with one touchdown |
| 49 - Games with zero touchdowns |

Total Touchdowns Per Game
(124 career games)

| |
|---------------------------------|
| 2 - Games with four touchdowns |
| 6 - Games with three touchdowns |
| 23 - Games with two touchdowns |
| 47 - Games with one touchdown |
| 46 - Games with zero touchdowns |

THROUGH 124 CAREER GAMES
NFL All-Time Career Rushing Leaders


| All-time Rank | Name | Att. | Yds. | Avg. | TDs |
|---------------|----------------|-------|--------|------|-----|
| 3 | Eric Dickerson | 2,742 | 12,367 | 4.5 | 87 |
| 5 | *Jim Brown | 2,359 | 12,312 | 5.2 | 106 |
| 2 | Barry Sanders | 2,428 | 11,939 | 4.9 | 84 |
| 1 | Walter Payton | 2,542 | 11,020 | 4.3 | 76 |
| 4 | Tony Dorsett | 2,287 | 10,272 | 4.5 | 63 |
| 11 | Emmitt Smith | 2,595 | 11,234 | 4.3 | 112 |

*Brown played in only 113 career games

NFL CAREER RUSHING LEADERS (through 1997)

| No. | Name | Yrs. | Att. | Yards | Avg. | TD |
|-----|----------------|------|-------|--------|------|-----|
| 1. | Walter Payton | 13 | 3,838 | 16,726 | 4.4 | 110 |
| 2. | BARRY SANDERS | 9 | 2,719 | 13,778 | 5.1 | 95 |
| 3. | Eric Dickerson | 11 | 2,996 | 13,259 | 4.4 | 90 |
| 4. | Tony Dorsett | 12 | 2,936 | 12,739 | 4.3 | 77 |
| 5. | Jim Brown | 9 | 2,359 | 12,312 | 5.2 | 106 |
| 6. | Marcus Allen | 16 | 3,022 | 12,243 | 4.1 | 123 |
| 7. | Franco Harris | 13 | 2,949 | 12,120 | 4.1 | 91 |
| 8. | THURMAN THOMAS | 10 | 2,720 | 11,405 | 4.2 | 63 |
| 9. | John Riggins | 14 | 2,916 | 11,352 | 3.9 | 104 |
| 10. | O.J. Simpson | 11 | 2,404 | 11,236 | 4.7 | 61 |
| 11. | EMMITT SMITH | 8 | 2,595 | 11,234 | 4.3 | 112 |

CAPS - Still Active



Herman Smith

Defensive End

6'5" ★ 277 ★ 1/25/71

Portland State

FA for '98

NFL: 3rd Year ★ Cowboys: 1st Year



GAMES/STARTS (regular season, playoffs): 1995 (3/0-T.B.), 1996 (5/0-T.B.). Total - 8/0.

PRO: Herman Smith signed with the Cowboys on March 3 to provide Dallas depth along the defensive line. Having played in the National Football League, Canadian Football League and NFL Europe, he brings three years of playing experience to the Cowboys. Smith is an athletic end that has good quickness off the ball and is very tenacious in getting to the quarterback. He will be battling with the Cowboys other young ends for playing time in Dallas' defensive end rotation.

1997: Smith went to training camp with the San Francisco 49ers, but was released prior to the start of the season. Before joining the 49ers, he played for the London Monarchs in NFL Europe, where he registered 21 tackles, eight sacks, four passes defended and a blocked punt. His eight sacks ranked second in the league.

1996: After recording five preseason tackles for Tampa Bay, Smith opened the season with three tackles against Green Bay (9/1). He had an assisted tackle at Denver (9/15) before being released by the Buccaneers on Oct. 15.

1995: Smith opened 1995 with the London Monarchs of NFL Europe, recording 27 tackles and five and a half sacks. He signed with Tampa Bay following the NFL Europe season, but was released Aug. 27. He was signed to the Buccaneers' practice squad two days later, where he remained until the Bucs moved him to the active roster on Nov. 17. He saw special teams action against Jacksonville (11/19) before being de-activated at Green Bay (11/26) and at Minnesota (12/3). He saw action against Green Bay (12/10) before being inactive at Chicago (12/17). He recorded his only tackle of the year in the season finale against Detroit (12/23).

1994: Smith signed with the Philadelphia Eagles as a rookie free agent, but he was released during camp. He played three games with the CFL's Hamilton Tiger-Cats, registering five tackles and a special teams tackle before being placed on the injured list with a right shoulder injury.

COLLEGE: Smith recorded 56 tackles, four sacks, two fumble recoveries and a forced fumble in earning All-Western Conference honors as a senior at Portland State. He finished second on the team as a junior with 99 tackles and three sacks after transferring from Merced Junior College, where he earned all-conference honors and was named the team's MVP as a sophomore.

PERSONAL: The social science major, who lettered in football, basketball and track at Dillard High School in Ft. Lauderdale, FL, has been involved with the United Way throughout his career. Herman has a son, Herman IV, and a daughter, Jeta.

H. SMITH'S NFL TOTALS

| Year | Solo | Tackles | | Sacks | QB Press. | Tkl/ Loss | Passes Def. | For. Fum. |
|-------------|------|---------|------|-------|-----------|-----------|-------------|-----------|
| | | Ast. | Tot. | | | | | |
| 1995..... | 0 | 1 | 1 | 0.0 | 0 | 0 | 0 | 0 |
| 1996..... | 2 | 2 | 4 | 0.0 | 0 | 0 | 0 | 0 |
| Totals..... | 2 | 3 | 5 | 0.0 | 0 | 0 | 0 | 0 |



Kevin Smith

Cornerback

5'11" ★ 190 ★ 4/7/70

Texas A&M

D-1a for '92

NFL: 7th Year ★ Cowboys: 7th Year



GAMES/STARTS (regular season, playoffs): 1992 (16/6, 3/3), 1993 (16/16, 3/3), 1994 (16/16, 2/2), 1995 (1/1, 0/0), 1996 (16/16, 2/2), 1997 (16/16). Total - (81/71, 10/10).

PRO: Production and results are what have characterized Kevin Smith's Dallas career since the day he was drafted in the first round (17th overall) out of Texas A&M in 1992. He took over the starting corner position 10 games into his rookie season and started Super Bowl XXVII as a 22-year old rookie. He performed like a seasoned veteran in 1993, and he set a career-high with 17 passes defended in 1994. He returned from a ruptured right Achilles tendon suffered in 1995 to



establish a new career-high with 18 passes defended in 1996. Including 1997, Smith has led the Cowboys in passes defended every year he's been in the league, except 1992 (rookie season) and 1995 (missed due to injury). He currently has 16 career interceptions, which is more than any current Cowboy player has collected while wearing a Dallas uniform. Smith's confidence, natural ability, consistency and intelligence have helped him earn a reputation as one of the NFL's most productive cornerbacks. And now, with fellow corner Deion Sanders, Smith makes up one half of what many believe to be the best pair of cornerbacks in the NFL.

1997: For the fourth time in his career, Smith led the team in passes defended with 13, while finishing the year with 46 tackles, two forced fumbles, a tackle for a loss and an interception. With help from Smith, Dallas finished the season ranked second in the NFL in total defense and was the top ranked pass defense (157.6 yards-per-game). He opened the season with three tackles, two deflected passes and a forced fumble at Pittsburgh (8/31), helping hold the Steelers to 89 net yards passing and 174 yards of total offense. Against Philadelphia (9/15), he teamed with Sanders to hold the Eagles three starting wide receivers to six catches for 61 yards while recording one tackle. He recorded his only interception of the season against Chicago (9/28) when he picked off a Rick Mirer pass and returned it 21 yards to set up the Cowboys at the Bears' six-yard line. He also helped limit the Bears to 102 yards passing on the day. He registered three tackles at the Giants (10/5) while helping hold New York to 109 passing yards and 166 total yards. He totaled four tackles and two passes defended at Philadelphia (10/26) before registering seven tackles and a forced fumble at San Francisco (11/2). He also deflected two passes while helping hold the 49ers starting receivers to five catches for 88 yards. Smith helped shut out the Redskins starting wide receivers while recording four tackles against Washington (11/16) in the Cowboys 17-14 come-from-behind victory. At Green Bay (11/23), he defended two passes and totaled three tackles. On Thanksgiving Day against Tennessee (11/27), Smith helped limit the Oilers to 81 passing yards while recording a tackle and a pass defended. He recorded two tackles and his first career tackle for a loss (for minus two yards) the next week against Carolina (12/8) before totaling a season-high eight tackles at Cincinnati (12/14).

1996: Smith showed steady progress through the slow, arduous process of rehabilitating his Achilles injury and was able to report to training camp in the type of shape that allowed him to open the regular season as a starter. He was the Cowboys team leader in passes defended with a career-high 18, and he tied Darren Woodson for the club lead in interceptions with five. As a result of his inspiring comeback, Smith was selected by his teammates as the recipient of the 1996 Ed Block Courage Award. In the season opener at Chicago (9/2), he registered five tackles while picking up his first interception since November of 1994. The following week against the Giants (9/8), Smith intercepted a Dave Brown pass on the game's opening play and returned it 22 yards to the Giants 12-yard line. In the win over Arizona (10/13), he tied a career-high with four passes defended and picked up his third interception of the season. The next week, he tied a career-high with seven solo tackles against Atlanta (10/20), while finishing the day with a season-high eight stops and one pass defended. In the win at Miami (10/27), Smith recorded his fourth interception of the season when he picked off Dan Marino in the third quarter. His interception led to a Dallas touchdown, and he received a game ball for helping limit the Dolphins to 173 yards passing. Smith recorded a pair of seven-tackle outings against Philadelphia (11/3) and San Francisco (11/10). He then teamed with Sanders to help limit Green Bay's starting receivers to six catches for 48 yards in the Cowboys 21-6 Monday night victory over the Packers (11/18). Six days later, Smith picked up his fifth interception of the year (career interception No. 15) in a loss to the Giants (11/24) in New Jersey.

1995: In the season opener at the N.Y. Giants (9/4), Smith suffered a partially ruptured right Achilles. The injury forced him to miss the remainder of the 1995 season, in which the Cowboys went on to defeat the Pittsburgh Steelers in Super Bowl XXX (1/28/96). Smith was injured while making his 39th consecutive start for Dallas - the second longest streak among Dallas defensive players.

1994: For the second straight year, Smith was the Cowboys' team leader in passes defended with a then career-high 17, and he was seventh on the team in total tackles with 71. He tied his single game career-best total for solo tackles with seven against Houston (9/11), and he finished that game with nine total tackles - tying his highest total of the year. He also had nine stops in the loss to Cleveland (12/10). At Cincinnati (10/30), he established a personal-best for passes defended with four in the Cowboys 23-20 victory. Smith recorded his only two interceptions of the regular season - and his first career multiple interception game - in the Cowboys 31-7 win over Washington (11/20). In the divisional playoff win over Green Bay (1/8/95), he collected his first career postseason interception.

1993: As a second-year player, Smith led the Cowboys in interceptions with six, collecting more than any other Dallas player since Michael Downs (six) in 1986. Smith tied for second in the NFC in interceptions while finishing the year seventh overall in the NFL. He was also the team's leader in passes defended with 13 and tied for the team lead in forced fumbles with three. He closed out the season ranked fifth on the team in tackles with 90 and third on the team in solo tackles with 73. Against the Jets (12/18), Smith became the first Cowboy defender since 1990 to be named NFC Defensive Player of the Week after recording seven tackles, two forced fumbles, a fumble recovery (his first NFL fumble recovery) and an interception, which he returned 32 yards for a touchdown (the first of his career). He registered a career-high 10 tackles at Indianapolis (10/10) and added an interception. He also tallied interceptions against Buffalo (9/12), Green Bay (10/6), at Minnesota (12/12) and against the Redskins (12/26).



1992: As a rookie, Smith started nine games (including playoffs), and he registered 36 tackles, seven passes defended, two interceptions, one forced fumble and one fumble recovery. He picked up his first career interception on the first play of the game at Denver (12/6). He then closed the regular season with a theft against Chicago. In the NFC Championship Game at San Francisco (1/17/93), Smith was a visible factor in the Dallas secondary, collecting a season-high eight tackles (seven solos) and returning a fumble recovery 11 yards. His regular season-high for tackles came against the Giants (11/26) with six stops. His early season development was hampered somewhat by a preseason hamstring pull that kept him out of much of the full speed training camp work. He picked up his first career start against Phoenix (11/22). Smith was only the third defensive back drafted by Dallas in the first round (Aaron Kyle, 1976 and Rod Hill, 1982), and he was chosen with the highest pick ever used on a Dallas defensive back.

COLLEGE: Midway through his final college season, Smith was called upon to return punts and quickly became one of the nation's finest. He returned one punt 71 yards for a score against Rice and then added a 73-yard touchdown return against Texas. He finished the season with a 14.7-yard return average, good for sixth in the nation. Smith scored six special teams/defensive touchdowns in four years at Texas A&M. He set a Southwest Conference record for career interceptions with 20, tied the conference mark for career touchdowns on interceptions with three and set Texas A&M career records for interception return yards (289) and passes defended (32). In addition, Smith, who missed only one game during his four years at A&M, started 38 straight games to end his career. A semifinalist for the Jim Thorpe Award, Smith also earned consensus All-America honors in 1991 and was an All-SWC selection for three straight years.

PERSONAL: In his senior year at West Orange Stark High School in Orange, TX, Kevin Rey Smith recorded 12 interceptions and caught nine touchdown passes while playing wide receiver. He also competed in baseball, basketball and track in high school. During his senior year at A&M, Smith roomed with linebacker Quentin Coryatt, who was selected by Indianapolis with the second overall pick in the 1992 NFL Draft. Smith majored in recreation, parks and tourism at Texas A&M. His twin sisters received track scholarships to college, but both chose to bypass athletics and pursue engineering degrees.

K. SMITH'S COWBOYS TOTALS

| Year | Solo | Tackles | | Tot. | Sacks | QB Press. | Tkl/Loss | Passes Def. | For. Fum. |
|-----------------|------|---------|------|------|-------|-----------|----------|-------------|-----------|
| | | Ast. | Tot. | | | | | | |
| 1992 | 22 | 9 | - | 31 | 0 | 0 | 0 | 8 | 1 |
| 1993 | 73 | 17 | - | 90 | 0 | 0 | 0 | 13 | 3 |
| 1994 | 57 | 14 | - | 71 | 0 | 0 | 0 | 17 | 0 |
| 1995 | 3 | 1 | - | 4 | 0 | 0 | 0 | 0 | 0 |
| 1996 | 48 | 10 | - | 58 | 0 | 0 | 0 | 18 | 0 |
| 1997 | 37 | 9 | - | 46 | 0 | 1(-2) | 0 | 13 | 2 |
| Totals | 240 | 60 | - | 300 | 0 | 1(-2) | 0 | 69 | 6 |
| Playoffs | | | | | | | | | |
| 1992 | 11 | 2 | - | 13 | 0 | 0 | 0 | 2 | 0 |
| 1993 | 14 | 1 | - | 15 | 0 | 0 | 0 | 3 | 0 |
| 1994 | 4 | 2 | - | 6 | 0 | 0 | 0 | 2 | 0 |
| 1996 | 3 | 3 | - | 6 | 0 | 0 | 0 | 2 | 0 |
| Totals | 32 | 8 | - | 40 | 0 | 0 | 0 | 9 | 0 |

| Year | No. | Pass Interceptions | | | | TD |
|-----------------|-----|--------------------|------|------|----|----|
| | | Yds. | Avg. | Long | TD | |
| 1992 | 2 | 10 | 5.0 | 7 | 0 | |
| 1993 | 6 | 56 | 9.3 | 32t | 1 | |
| 1994 | 2 | 11 | 5.5 | 11 | 0 | |
| 1996 | 5 | 45 | 9.0 | 24 | 0 | |
| 1997 | 1 | 21 | 21.0 | 21 | 0 | |
| Totals | 16 | 143 | 8.9 | 32t | 1 | |
| Playoffs | | | | | | |
| 1994 | 1 | 2 | 2.0 | 2 | 0 | |

| Year | No. | Opponents' Fumbles Recovered | | | TD |
|-----------------|-----|------------------------------|------|------|----|
| | | Yds. | Avg. | Long | |
| 1993 | 1 | 14 | 14.0 | 14 | 0 |
| Playoffs | | | | | |
| 1992 | 1 | 11 | 11.0 | 11 | 0 |

SINGLE-GAME BESTS

Total Tackles - 10 @ Indianapolis, 10/10/93
 Playoffs - 8 vs. Buffalo, 1/31/93 and vs. Buffalo, 1/30/94
 Interceptions - 2 vs. Washington, 11/20/94
 Passes Defended - 4 @ Cincinnati, 10/30/94, and vs. Arizona, 10/13/96
 Playoffs - 2 @ Carolina, 1/5/97

ADDITIONAL STATISTICS

Kickoff Returns: 1992 (1 ret., 9 yds.), 1993 (1 ret., 33 yds.)
Playoffs: 1992 (1 ret., 11 yds.)
Punt Returns: 1992 (1 ret., 17 yds.)



Omar Stoutmire

Safety

5'11" ★ 198 ★ 7/9/74

Fresno State

D-7 for '97

NFL: 2nd Year ★ Cowboys: 2nd Year



GAMES/STARTS (regular season, playoffs): 1997 (16/2).

PRO: When the Cowboys drafted Omar Stoutmire in the seventh round (224th overall) of the 1997 draft, they were looking for a player that could provide depth in the secondary and con-



tribute on special teams. He provided that and more as he finished sixth on the team with 76 tackles to lead all non-starters. Stoutmire used his athleticism and range to find considerable playing time at safety in the Cowboys nickel packages. His play in the secondary helped the Cowboys finish the year with the top ranked pass unit in the NFL, surrendering only 157.6 passing yards-per-game. With the departure of Brock Marion via free agency, Stoutmire will be battling for the starting free safety spot this year. Whether starting or not, Cowboy coaches will be expecting even more in 1998 from their last 1997 draft choice.

1997: Stoutmire finished his rookie season with 76 tackles, two sacks, two tackles for loss, two interceptions, two passes defended, a forced fumble and seven special teams tackles. His 76 tackles placed him seventh in the NFL among rookies and led all Cowboy non-starters. His two sacks were the most by a Dallas rookie since Russell Maryland had 4.5 in 1991. He saw his first NFL action in the season opener at Pittsburgh (8/31), recording three tackles and a fourth quarter sack, the first sack by a Dallas rookie since Darrin Smith recorded one against San Francisco on Oct. 17, 1993. Stoutmire led the team with three special teams tackles on Arizona (9/7), while also forcing a fumble and adding two tackles in the nickel defense. He totaled four tackles and two special teams tackles against Chicago (9/28) before registering four stops and a sack in extended playing time after Darren Woodson hyperextended his right knee at Washington (10/13). Stoutmire saw considerable playing time against Jacksonville (10/19) when Woodson was forced from the game after re-aggravating his right knee. Stoutmire recorded four tackles and his first career interception to kill the Jaguars final drive. He earned his first NFL start at Philadelphia (10/26) for Woodson and totaled 13 tackles. It was the first time Dallas had started a rookie at safety in a non-strike game since Michael Downs started there during the 1981 season. Stoutmire logged five tackles against Arizona (11/9), and he finished with eight tackles and a tackle for a loss at Green Bay (11/23). He started his second game on Thanksgiving Day against Tennessee (11/27) for an injured Woodson and posted a career-high 16 tackles, while helping limit the Oilers to 81 yards passing. Against Carolina (12/8), he registered seven tackles and a tackle for a loss. He recorded his second interception of the season at Cincinnati (12/14) before closing his rookie campaign with four tackles against the Giants (12/21).

COLLEGE: Stoutmire was an All-Western Athletic Conference choice as a senior after recording 87 tackles, two tackles for losses, a pass defended and a quarterback pressure. As a junior, Stoutmire established a school and conference record for tackles in a season with 198, averaging 16.5 tackles-per-game. For the season, he reached double figures in tackles in 11-of-12 games, while also recording two interceptions, a fumble recovery and a forced fumble. As a sophomore, Stoutmire finished fourth on the team with 80 tackles and led the team with five sacks on his way to honorable mention All-WAC honors. He also finished second on the squad with eight passes defended and three fumble recoveries despite missing nearly three full games late in the season with an ankle injury. As a true freshman in 1993, Stoutmire totaled 93 tackles, two interceptions, two forced fumbles, two fumble recoveries and a sack.

PERSONAL: Stoutmire was a *SuperPrep* All-America while earning All-Moore League and all-city honors at Poly High School in Long Beach, CA, where he played defensive back and tight end. Stoutmire was named Fresno State's Scholar-Athlete of the Year in 1993.


STOUTMIRE'S COWBOYS TOTALS

| Year | Tackles | | Tot. | Sacks | Tk/Loss | QB Press. | Passes Def. | For. Fum. | Special Teams | | |
|------|---------|------|------|----------|---------|-----------|-------------|-----------|---------------|------|------|
| | Solo | Ass. | | | | | | | Solo | Ass. | Tot. |
| 1997 | 35 | 41 | 76 | 2.0 (-9) | 2 (-4) | 0 | 2 | 1 | 4 | 3 | 7 |

| Year | Pass Interceptions | | | Long | TD |
|------|--------------------|------|------|------|----|
| | No. | Yds. | Avg. | | |
| 1997 | 2 | 8 | 4.0 | 8 | 0 |

SINGLE-GAME BESTS

Total Tackles - 16 vs. Tennessee, 11/27/97
Solo Tackles - 7 vs. Tennessee, 11/27/97
Assists - 9 @ Philadelphia, 10/26/97 and vs. Tennessee, 11/17/97



Fred Strickland

Linebacker

6'2" ★ 251 ★ 8/15/66

Purdue

UFA(GB) for '95

NFL: 11th Year ★ Cowboys: 3rd Year



GAMES/STARTS (regular season/playoffs): 1988 (16/0, 1/0-Rams), 1989 (12/12, 3/3-Rams), 1990 (5/5-Rams), 1991 (14/10-Rams), 1992 (16/0-Rams), 1993 (16/15, 1/1-Min.), 1994 (16/14, 2/1-G.B.), 1995 (14/10, 3/2-G.B.), 1996 (16/16, 2/2), 1997 (15/14). Total - 140/96, 12/9 (Dallas - 31/30, 2/2).

PRO: Fred Strickland's experience and run stopping ability have made him a valuable acquisition for the Cowboys since coming to Dallas as an unrestricted free agent on March 11, 1996.



He stepped into the starting middle linebacker role for the Cowboys and led the team in tackles with 153 stops. Last season, he fought through injuries and closed the year ranked fourth on the team in tackles with 132. As the focal point of the Dallas run defense, Strickland provides veteran leadership and an aggressive style of play. Strickland came to Dallas after two seasons with Green Bay, where he started 24 of his 30 regular-season games and helped the Packers reach the 1995 NFC Championship Game. He signed with Green Bay as an unrestricted free agent following one season with the Vikings. In four of the last five seasons, Strickland has been the starting middle linebacker on a defense that ranked in the top 10 in the NFL against the run. He has also been a key figure in Dallas defenses that have finished No. 2 and No. 3 overall in the NFL in 1997 and 1996, respectively. He spent his first five seasons in the NFL (1988-92) with the Rams after Los Angeles had selected him in the second round (47th overall) of the '88 draft.

1997: Despite having to battle through injuries for much of the year, Strickland still compiled the third highest single season tackle total (132 total stops) in his career. He finished the year ranked fourth on the team in tackles, tied for the team lead in fumble recoveries (two) and tied for third on the squad in tackles behind the line of scrimmage (three for minus six yards). Strickland opened the season with five tackles at Pittsburgh (8/31) and helped hold the Steelers to 174 total yards, 85 of those coming on the ground. The next week, he had six tackles and a tackle for a loss at Arizona (9/7), but in that game, he suffered a sprained right knee. The injury forced Strickland to miss the following week's Monday night game against Philadelphia (9/15). After the bye week, he returned to the starting line-up against Chicago (9/28) and finished the game tied for second on the team with nine tackles. Strickland led the Dallas defense in tackles in the Monday night loss at Washington (10/13) with 13 stops and half a sack. The following week, he tied for the team lead with eight tackles against Jacksonville (10/19). He tallied a season-high 15 tackles in leading the team at Philadelphia (10/26). Down the stretch, Strickland registered double figures in tackles in six of the final nine games of the season including 12 against Washington (11/16), 11 at Green Bay (11/23), 10 against Tennessee (11/23) and a team-high 14 against Carolina (12/8).

1996: Strickland's first season as a Cowboy was extremely productive as he led the team in tackles with a career-high 153 stops. He finished the year ranked 12th in the NFL in tackles and registered nine games with double-digit tackle totals. He also was the team's leading tackler in six games, more than any other Dallas defender in 1996. He registered 10 tackles-per-game in three of the Cowboys first four games: at Chicago (9/2), against the N.Y. Giants (9/8) and at Buffalo (9/22). In the win over New York, he was a key figure in helping Dallas limit the Giants to just 105 yards of total offense. In the loss at Buffalo, he recorded his first sack as a Cowboy. In the Cowboys critical win at Philadelphia (9/30), Strickland helped the Dallas defense limit Pro Bowl running back Ricky Watters to just 68 yards rushing. He was the team leader in tackles in Dallas' win over Arizona (10/13), while also limiting LeShon Johnson to 21 yards on 14 carries (1.5 avg.). In spite of seeing limited action against the Atlanta (10/20) run-and-shoot offense, Strickland still contributed 16 tackles. In the Cowboys overtime win at San Francisco (11/10), Strickland made the game-saving play in the fourth quarter. Following an intercepted Cowboy pass deep in 49er territory, Strickland stepped in front of an Elvis Grbac pass at the 49ers 15-yard line to set up a touchdown pass from Troy Aikman to Eric Bjornson that sent the game into overtime. The following week, he led Dallas in tackles with 10 stops as the Cowboys defeated Green Bay (11/18). In that game, Dallas limited the Packers vaunted offensive attack to just 254 total yards. The following week at the New York Giants (11/24), he registered a career-high 20 tackles – the second highest single-game tackle total in Dallas history, behind Lee Roy Jordan's 21 against Philadelphia on Sept. 26, 1971. Strickland also broke up a pass and forced a fumble in that loss at Giants Stadium. In the Thanksgiving Day win over Washington (11/28), he led the team with nine tackles, while also recovering a second quarter fumble that set up Dallas' first touchdown. For November, Strickland had 53 tackles, a tackle for a loss, four QB pressures, four passes defended, an interception, a forced fumble and a fumble recovery. In the divisional playoff loss at Carolina (1/5/97), he led the Cowboys with 11 tackles.

1995: He saw action in 14 games for the Packers in 1995, with 10 starts at middle linebacker. Strickland finished the season with 72 tackles despite missing two games with a sprained medial collateral ligament in his left knee. He suffered the injury in the Packers 31-20 win at Cleveland (11/19). He was inactive the next two weeks against Tampa Bay (11/26) and Cincinnati (12/3), but returned to see limited action at Tampa Bay (12/10) and New Orleans (12/16). He came back to start the regular-season finale against Pittsburgh (12/24) and recorded seven tackles. Prior to the injury, he led the team with nine tackles in a win at Chicago (9/11). He then recorded 11 tackles at Dallas (10/8), and topped that with a season-high 12 stops against Chicago (11/12). Strickland logged four tackles at Minnesota (11/5) while splitting time between linebacker and left defensive end, moving over late in the game when Reggie White went out of the game with a knee injury. He had 17 tackles and a sack in Green Bay's postseason run to the NFC Championship Game.

1994: After coming to Green Bay as an unrestricted free agent from Minnesota on June 23, Strickland moved right into the starting lineup at middle linebacker, serving as the team's signal-caller on defense and finishing the season second on the team with 88 tackles. He started 14-of-16 games for the Packers and had a regular season-high 11 tackles at Philadelphia (9/18) while also deflecting a pass. He picked off a Drew Bledsoe pass at New England (10/2) to set up the Packers first touchdown. In the postseason, Strickland was second on the team with 17 tackles, including a season-high 14 stops at Dallas (1/8/95). His only missed starts in 1994 occurred when the team opened in its "nickel" package against Miami (9/11) and Atlanta (12/18).

1993: Strickland joined the Vikings as an unrestricted free agent on May 10 and started a then career-high 15 games at weakside linebacker. He finished second on the team with a 137 tackles.



He also tied for second in the NFL with four fumble recoveries. He had a season-high 17 stops at Tampa Bay (11/21) and led the Vikings with 12 tackles in the season's first meeting of the year with Green Bay (9/26). He recovered a fourth-quarter fumble in the club's rematch (12/19) to help seal a 21-17 win. His recovery stopped a Packers' scoring drive at the Minnesota 15-yard line.

1992: In his final season with the Rams, Strickland played in all 16 games, primarily on special teams and in short yardage situations. He was a back-up at middle linebacker and registered seven tackles. He also added eight special teams tackles.

1991: Strickland returned from an injury-shortened 1990 season to start 10-of-14 games. He collected 29 tackles (23 solos), a sack, a forced fumble and two passes defended. He suffered a sprained knee at the N.Y. Giants (9/8) that forced him to miss the next two games. He closed out the year with a season-high six tackles at Seattle (12/22).

1990: He was moved to outside linebacker in 1990 after spending most of his first two years in the league at an inside linebacker position. He started the first five games of the season before his year was cut short by a fractured left fibula. He was fourth on the team with 25 tackles prior to the injury.

1989: In his first full year as a regular player, Strickland started 12 games, missing four starts because of injuries, and recorded 63 tackles (53 unassisted), two interceptions and two sacks. He rolled up solid numbers despite missing all of the preseason and the season-opener with torn cartilage in his right knee, an injury suffered early in training camp that necessitated arthroscopic surgery. He also missed three games at mid-season with an ankle sprain suffered at Buffalo (10/16). Strickland had a clutch performance in the season finale at New England, making 10 tackles and intercepting two passes to stop Patriot drives at the five- and three-yard lines as the Rams escaped with a 24-20 win. In the postseason, he led the team with 28 tackles in three games.

1988: He saw reserve action as a rookie in all 16 games, recording a career-high four sacks among his 43 tackles (34 solo). He recorded a career-best two sacks in the season finale against San Francisco (12/18). He then matched that performance with another pair of sacks in a playoff loss to Minnesota (12/26). Strickland was the third of three second-round draft choices (47th overall) by the Rams in 1988.

COLLEGE: A three-year starter at Purdue (1984-87), Strickland set a school career-record with 321 solo tackles. He led the Boilermakers in tackles in each of his final three seasons. He also led the Big Ten Conference in tackles as a senior with 130, earning first-team All-Big Ten honors. As a junior, he was a second-team All-Big Ten selection after finishing the season second in the conference in tackles with 140 (80 solos). As a sophomore, he finished fourth in the conference in tackles with 132 (89 unassisted). Strickland was a business major at Purdue.

PERSONAL: Fredrick William Strickland, Jr. was born on Aug. 15, 1966 in Buffalo, NY. He attended Lakeland High School in Wanaque, NJ, where he lettered in football and basketball. He was a linebacker and fullback in high school and earned honorable mention All-America honors following his senior season. Along with his father, Fred works in a family business - Strickland Sports in Ringwood, NJ - in the offseason. The company sells apparel and sporting goods, as well as promoting trading card shows. Fred and wife Shay live in Upper Saddle River, NJ.

STRICKLAND'S NFL TOTALS

| Year | Tackles | | | Sacks | Tkl/ Loss | QB Press. | Passes Def. | For. Fum. | Special Teams | | | |
|-------------------|---------|------|------|-----------|-----------|-----------|-------------|-----------|---------------|------|------|----|
| | Solo | Ast. | Tot. | | | | | | Solo | Ast. | Tot. | |
| 1988 (Rams) | 34 | 9 | 43 | 4.0 (-25) | - | - | 3 | 0 | 6 | 1 | - | 7 |
| 1989 (Rams) | 53 | 10 | 63 | 2.0 (-16) | - | - | 6 | 1 | 0 | 0 | - | 0 |
| 1990 (Rams) | 17 | 8 | 25 | 0.0 (0) | - | - | 0 | 1 | 0 | 0 | - | 0 |
| 1991 (Rams) | 23 | 6 | 29 | 1.0 (-3) | - | - | 2 | 1 | 0 | 0 | - | 0 |
| 1992 (Rams) | 7 | 0 | 7 | 0.0 (0) | - | - | 0 | 0 | 8 | 0 | - | 8 |
| 1993 (Minn.) | 81 | 56 | 137 | 0.0 (0) | 5.5 | - | 0 | 0 | 3 | 1 | - | 4 |
| 1994 (G.B.) | 57 | 31 | 88 | 0.0 (0) | - | - | 2 | 0 | 2 | 0 | - | 2 |
| 1995 (G.B.) | 43 | 29 | 72 | 0.0 (0) | - | - | 1 | 0 | 0 | 0 | - | 0 |
| 1996 | 87 | 66 | 153 | 1.0 (-4) | 3(-6) | 8 | 6 | 1 | 0 | 0 | - | 0 |
| 1997 | 71 | 61 | 132 | 0.5 (-3) | 3(-6) | 5 | 3 | 1 | 0 | 0 | - | 0 |
| Totals | 473 | 276 | 749 | 8.5 (-51) | 11.5 | 13 | 23 | 5 | 19 | 2 | - | 21 |

Playoffs

| | | | | | | | | | | | | |
|-------------------|----|----|----|-----|---|---|---|---|---|---|---|---|
| 1988 (Rams) | 3 | 2 | 5 | 2.0 | - | - | 0 | 0 | 0 | 0 | - | 0 |
| 1989 (Rams) | 23 | 5 | 28 | 0.0 | - | - | 1 | 0 | 0 | 0 | - | 0 |
| 1993 (Minn.) | 3 | 3 | 6 | 0.0 | 0 | - | 0 | 0 | 0 | 0 | - | 0 |
| 1994 (G.B.) | 10 | 7 | 17 | 0.0 | - | - | 0 | 0 | 0 | 0 | - | 0 |
| 1995 (G.B.) | 9 | 8 | 17 | 1.0 | - | - | 0 | 0 | 0 | 0 | - | 0 |
| 1996 | 8 | 5 | 13 | 0.0 | 0 | 0 | 0 | 0 | 0 | 0 | - | 0 |
| Totals | 56 | 30 | 86 | 3.0 | 0 | 0 | 1 | 0 | 0 | 0 | - | 0 |

| Year | Pass Interceptions | | | |
|------------------|--------------------|------|------|---------|
| | No. | Yds. | Avg. | Long TD |
| 1989 (Rams) | 2 | 56 | 28.0 | 29 0 |
| 1994 (G.B.) | 1 | 7 | 7.0 | 7 0 |
| 1996 | 1 | 0 | 0.0 | 0 0 |
| Totals | 4 | 63 | 15.8 | 29 0 |

| Year | Opponents' Fumbles Recovered | | | | TD |
|-------------------|------------------------------|------|------|------|----|
| | No. | Yds. | Avg. | Long | |
| 1988 (Rams) | 1 | 0 | 0.0 | 0 | 0 |
| 1993 (Minn.) | 4 | 4 | 1.0 | 4 | 0 |
| 1994 (G.B.) | 1 | 0 | 0.0 | 0 | 0 |
| 1996 | 1 | 0 | 0.0 | 0 | 0 |
| 1997 | 2 | 0 | 0.0 | 0 | 0 |
| Totals | 9 | 4 | 0.4 | 4 | 0 |

SINGLE GAME BESTS

Tackles - 20 @ N.Y. Giants, 11/24/96
 playoffs - 14 @ Dallas, 1/8/95 (G.B.)
 Sacks - 2 @ San Francisco, 12/18/88 (Rams)
 playoffs - 2 vs. Minnesota, 12/26/88 (Rams)
 Interceptions - 2 @ New England, 12/24/89 (Rams)



Nicky Sualua

Fullback

5'11" ★ 257 ★ 4/16/75

Ohio State

D4c for '97

NFL: 2nd Year ★ Cowboys: 2nd Year




GAMES/STARTS (regular season, playoffs): 1997 (10/1).

PRO: For several years, the Cowboys have been searching for a powerful blocker to back-up Daryl Johnston at fullback. With the arrival of Nicky Sualua, one of the most physical and aggressive blockers in the college game, Dallas hopes to have filled that role. Considered one of the most effective run blockers ever evaluated at the college level, Sualua has built his reputation with the work he does for the ball carrier, not as the ball carrier. A battering ram of a player at 5-11, 257-pounds, he is a tough, hard-nosed blocker who eagerly leads the charge up the middle. Because of his size and speed, he is also able to effectively stop a linebacker or defensive end when called upon in pass protection.

1997: After sitting out the first six games of the season as a deactivation, Sualua's break came at the expense of starting fullback Daryl Johnston, who suffered a season-ending neck injury at Washington (10/4). Sualua saw his first NFL action as the back-up fullback behind the promoted Herschel Walker against Jacksonville (10/19). Sualua continued to spell Walker the following week at Philadelphia (10/26), and he saw considerable action at San Francisco (11/2). One of nine rookie draft choices to make the roster, Sualua became the fifth to earn a spot in the starting lineup when he broke in with the first unit in the season finale against the N.Y. Giants (12/21). Originally one of three fourth-round draft choices by Dallas (129th overall), Sualua was one of seven Buckeyes taken in the 1997 NFL Draft.

COLLEGE: Despite receiving limited opportunities to carry the ball, Sualua averaged 5.5 yards-per-carry for his college career on teams that amassed a 20-6 record while he was in the lineup. Academically ineligible as a senior, Sualua started the final 10 games of his junior year (1995) and finished with 106 yards on 18 carries (5.9 avg.). He also hauled in 17 passes for 129 yards and a pair of touchdowns, and his blocking was a big part of Eddie George's Heisman Trophy winning season. Sualua had a career-high five receptions for 57 yards against Michigan. After redshirting as a freshman, Sualua started the final eight games of his sophomore season and picked up 106 yards on 18 carries (5.9 avg.) and 70 yards on seven receptions. Against Alabama in the Citrus Bowl, Sualua had career-highs with six carries for 44 yards.

PERSONAL: A standout fullback and defensive end at Mater Dei High School in Santa Ana, CA, Sualua managed to rush 85 times for 563 yards (6.6 avg.) and nine touchdowns as a senior despite missing five games with a high ankle sprain. He scored six times in the opening round of the state playoffs. As a sophomore, he helped the team to a 13-1 record and the state title. As a senior, he also won the state weightlifting title. Sualua was a mathematics major at Ohio State.



George Teague

Safety

6'1" ★ 195 ★ 2/18/71

Alabama

FA for '98

NFL: 6th Year ★ Cowboys: 2nd Year



GAMES/STARTS (regular season, playoffs): 1993 (16/12, 2/2-G.B.), 1994 (16/16, 2/2-G.B.), 1995 (15/15, 3/3-G.B.), 1996 (16/8, 2/2-Dal), 1997 (15/6, 1/0-Mia). Total - 78/57, 10/9 (Dallas - 16/8, 2/2).

PRO: George Teague made his return to the Dallas Cowboys when he signed as a free agent on May 6 after being released by the Miami Dolphins. Teague brings to the Cowboys experience and big-play ability, which he demonstrated as a member of the secondary in Dallas in 1996. In his first stint with the Cowboys, he recorded a career-high four interceptions and 70 tackles, the second highest total of his career. He also turned the tide with Dallas in a playoff game against Minnesota in 1996 when he forced two fumbles and returned an interception for a touchdown. Against Detroit in a 1993 playoff game as a member of the Packers, he returned an interception 101 yards for a touchdown (the longest in NFL postseason history), and he returned an interception 74 yards against Cincinnati in 1995. With the departure of Brock Marion to the Dolphins via



free agency, Dallas coaches are looking for this type of big play from him at safety again in 1998.

1997: Teague signed with the Miami Dolphins on March 20 as an unrestricted free agent. He made his Dolphins debut against Indianapolis (8/31), recording one tackle. He suffered a left ankle sprain the next week against Tennessee (9/7), causing him to miss the remainder of the Oilers game and to be inactive at Green Bay (9/14). In his first start of the season, Teague totaled four tackles against Baltimore (10/19) before recording a season-high 11 tackles and a forced fumble against Chicago (10/27). Teague preserved Miami's 24-17 victory over the N.Y. Jets (11/9) when he intercepted a Glenn Foley pass with 1:15 remaining in the game. He also registered five tackles and two passes defended against the Jets. Against Buffalo (11/17), Teague tallied four stops and an interception before totaling four tackles against Detroit (12/7). He closed out the year with two tackles against New England (12/22) in the season finale. He totaled two more tackles at New England (12/28) the next week in a Wild Card playoff game.

1996: Teague was traded from Green Bay to Atlanta on July 16 and was then released by the Falcons on Aug. 17. He signed with Dallas on Aug. 23 and went on to record the second highest tackle total of his career (70). Teague also established a career-high with four interceptions to finish second on the team. He recorded a tackle in his Dallas debut at Chicago (9/2) before sealing the Cowboys victory at Philadelphia (9/30) by intercepting a Ty Detmer pass at the Cowboys eight-yard line with 1:58 remaining. He started his first game against Atlanta's (10/20) run-and-shoot offense and recorded 10 tackles and two special teams tackles. He registered five stops at San Francisco (11/10), and he took over the starting free safety job against Green Bay (11/18) after Brock Marion fractured a scapula in the 49ers game. He totaled five tackles against the Packers and again at the N.Y. Giants (11/24), helping limit the Giants to 104 net passing yards. Against Washington (11/28), he totaled four tackles and an interception, and he finished with nine tackles, two passes defended, a tackle for a loss and an interception at Arizona (12/8). Teague registered five tackles against New England before closing the season by tying his career-high with 12 tackles at Washington (12/22), while also picking off his fourth pass of the year. Against Minnesota (12/28) in a Wild Card playoff game, Teague earned NFL Defensive Player of the Week honors. He tallied four tackles, forced an Amp Lee fumble that rolled out of the end zone for a touchback to prevent a touchdown, forced a Leroy Hoard fumble on the Vikings next play to set up a Dallas touchdown and intercepted Brad Johnson three plays later and returned the ball 29 yards for a touchdown. Teague's touchdown was the first interception return for a score in the postseason by Dallas since Dennis Thurman on Jan. 16, 1983.

1995: Teague started 15 games for Green Bay, missing only the Tampa Bay contest (12/10) with a nagging toe injury. Before the Tampa Bay game, he had started 41 consecutive games at free safety. Teague tied for sixth on the team with a career-high 72 tackles, while equaling his career best with 13 passes defended. He also registered two interceptions and a fumble recovery. He intercepted a tipped Scott Mitchell pass at the Green Bay 38-yard line with 1:28 left in the game, clinching a 30-21 win over Detroit (10/15). At Minnesota (11/5), he recorded five tackles, a pass defended and a fumble recovery. He started against Tampa Bay (11/26) despite missing the entire week of practice due to a broken big toe suffered one week earlier at Cleveland (11/19). Against Cincinnati (12/3), he intercepted a pass and returned it 74 yards to the Bengals' four-yard line. Teague totaled a career-high 12 tackles at New Orleans (12/16). He started in all three postseason games, where he finished as the team's third-leading tackler with 21 stops. He recorded 11 tackles at Dallas (1/14/96) in the NFC Championship game.

1994: Teague started all 16 games for the first time in his career, although he had never fully recovered from a thyroid problem that plagued him prior to the season. Teague finished third on the team with a career-high 13 passes defended, while tallying 53 tackles and tying for second on the team with three interceptions. He practiced on a limited basis early in training camp due to a thyroid condition, which initially produced dramatic weight loss and later hampered his conditioning. He began practicing on a full-time basis Aug. 4. In the season-opening win over Minnesota (9/4), he intercepted two Warren Moon passes, but also suffered a fractured thumb. He was forced to play with a cast on one hand for much of the first half of the season. Teague made a season-high eight tackles against the New York Jets (11/13), and he forced a fumble in a Thanksgiving Day loss at Dallas (11/24). He intercepted a Craig Erickson pass in the season finale at Tampa Bay (12/24) before contributing eight postseason tackles.

1993: Teague played in all 16 games, starting the final 12 and both postseason contests. He made one of the more memorable plays in Packers' playoff history at Detroit (1/8/94) when, with the Lions driving, he intercepted an Erik Kramer pass one-yard deep in the end zone and returned it 101 yards for a touchdown, giving the Packers a 21-17 lead late in the third quarter of an eventual 28-24 win. His 101-yard return was the longest interception return in NFL history, and along with his four solo tackles, helped earn him the NFL's Defensive Player of the Week award. He was chosen to the all-rookie teams of *Pro Football Weekly/Pro Football Writers of America*, *Football Digest* and *Pro Football Newsweekly*. He finished the year with 36 tackles, while contributing 9 tackles in the playoffs. He started his first NFL game against Denver (10/10), recording four tackles and forcing Glyn Milburn to fumble a kickoff, which he recovered himself. At New Orleans (11/14), Teague had four tackles and one fumble recovery. He recorded two passes defended, including his first NFL interception, against the L.A. Raiders (12/26). In a playoff loss to Dallas (1/16/94), Teague made a season high five solo tackles. Teague was the second of two first-round draft choices (29th overall) by Green Bay in 1993.


COLLEGE: A second-team All-America selection by the Associated Press, United Press International and *College & Pro Football Newsweekly* as a senior for Alabama's 1992 national title



team, he also earned first-team All-Southeastern Conference honors as he was a major factor in the Tide's top-ranked defense. In the national title clinching win over Miami (Fla.) in the Sugar Bowl, he intercepted two passes, including one which he returned for a touchdown. In a play that was called back in the same game, he chased down Hurricanes receiver Lamar Thomas from behind and stripped the ball from him. An All-SEC second-team selection as a junior, he led the conference with six interceptions and had career highs for total tackles (54) and passes broken up (11). Teague started at free safety as a junior after making the switch from cornerback, where he started as a sophomore. He was one of only two true freshmen to play for Alabama in 1989.

PERSONAL: George Theo Teague was a first-team, class 6A all-state selection as a defensive back at Jefferson Davis High School in Montgomery, AL, while earning academic all-state honors and winning three letters in track. At Alabama, he worked with the local YMCA and Boys & Girls Club, and while with the Packers, he established a foundation called 'Teague's League' to further benefit Children's Hospital of Wisconsin. Through his foundation, he took 40 kids (consisting of Special Olympians and needy children) to two 1995 games, where they sat in a special 'Teague's League' section. George has hosted the 'George Teague Celebrity Softball Challenge,' where he and other celebrities faced national recording artist Michael Bolton and his team in a softball game. All proceeds from the event go to Children's Hospital and the Michael Bolton Foundation. The accounting major enjoys listening to music, and he has deejayed at functions for friends. George and wife Consuela have one son, James Teague II (7/14/93).

| TEAGUE'S NFL TOTALS | | | | | | | | | | | |
|---|------|---------|------|------|------------------------------|---|--------------|----------------|--------------|------|----|
| Year | Solo | Tackles | | Tot. | Sacks | Tkl/ Loss | QB Press. | Passes Def. | For. Fum. | | |
| 1993 (G.B.) | 30 | 6 | — | 36 | 0.0 | — | — | 6 | 1 | | |
| 1994 (G.B.) | 41 | 12 | — | 53 | 0.0 | — | — | 13 | 1 | | |
| 1995 (G.B.) | 53 | 19 | — | 72 | 0.0 | — | — | 13 | 0 | | |
| 1996 (Dal.) | 42 | 28 | — | 70 | 0.0 | 1(-2) | — | 7 | 0 | | |
| 1997 (Mia.) | 24 | 19 | — | 43 | 0.0 | — | — | 3 | 2 | | |
| Totals | 190 | 84 | — | 274 | 0.0 | 1(-2) | — | 42 | 4 | | |
| Playoffs | | | | | | | | | | | |
| 1993 (G.B.) | 9 | 0 | — | 9 | 0.0 | — | — | 1 | 0 | | |
| 1994 (G.B.) | 8 | 0 | — | 8 | 0.0 | — | — | 0 | 0 | | |
| 1995 (G.B.) | 17 | 4 | — | 21 | 0.0 | — | — | 2 | 0 | | |
| 1996 (Dal.) | 6 | 1 | — | 7 | 0.0 | 1(-1) | — | 1 | 2 | | |
| 1997 (Mia.) | 0 | 3 | — | 3 | 0.0 | — | — | 0 | 0 | | |
| Totals | 40 | 8 | — | 48 | 0.0 | 1(-1) | — | 4 | 2 | | |
| Pass Interceptions | | | | | Opponents' Fumbles Recovered | | | | | | |
| Year | No. | Yds. | Avg. | Long | TD | Year | No. | Yds. | Avg. | Long | TD |
| 1993 (G.B.) | 1 | 22 | 22.0 | 22 | 0 | 1993 (G.B.) | 2 | 0 | 0.0 | 0 | 0 |
| 1994 (G.B.) | 3 | 33 | 11.0 | 16 | 0 | 1995 (G.B.) | 1 | 4 | 4.0 | 4 | 0 |
| 1995 (G.B.) | 2 | 100 | 50.0 | 74 | 0 | Totals | 3 | 4 | 0.7 | 4 | 0 |
| 1996 (Dal.) | 4 | 47 | 11.8 | 22 | 0 | SINGLE GAME BESTS | | | | | |
| 1997 (Mia.) | 2 | 25 | 12.5 | 23 | 0 | Tackles - 12 @ New Orleans, 12/16/95 (G.B.) & @ Washington, 12/22/96 (Dal.) | | | | | |
| Totals | 12 | 227 | 18.9 | 74 | 0 | Playoffs - 11 @ Dallas, 1/14/96 (G.B.) | | | | | |
| ADDITIONAL STATISTICS | | | | | | | | | | | |
| Special Teams Tackles: 1993 (5-0-5), 1996 (5-1-6), 1997 (3-0-3) | | | | | | | | | | | |
| Punt Returns 1993 (1 ret., -1 yds.) | | | | | | | | | | | |
| Interceptions - 2 vs. Minnesota, 9/4/94 (G.B.) | | | | | | | | | | | |
| Playoffs - 1, three times last vs. Minnesota, 12/28/96 (Dal.) | | | | | | | | | | | |
| Long Interception Return - 74 vs. Cincinnati (12/3, 12/3/95 (G.B.)) | | | | | | | | | | | |
| Playoffs - 101 at Detroit, 1/8/94 (G.B.) (TD) | | | | | | | | | | | |



Broderick Thomas

**Defensive End/
Linebacker**

6'4" ★ 254 ★ 2/20/67

**Nebraska
FA for '96**

NFL: 10th Year ★ Cowboys: 3rd Year



GAMES/STARTS (regular season, playoffs): 1989 (16/0-T.B.), 1990 (16/15-T.B.), 1991 (16/16-T.B.), 1992 (16/16-T.B.), 1993 (16/8-T.B.), 1994 (16/16, 1/1-Det.), 1995 (16/16-Minn.), 1996 (16/9, 2/1), 1997 (16/0). Total - 144/96, 3/2 (Dallas - 32/9, 2/1).

PRO: When the Cowboys signed Broderick Thomas in 1996, they planned to use his speed and pass rushing ability to create havoc in opponents' backfields. After finishing third in quarterback pressures his first year in Dallas, he was moved from linebacker, where he spent the first eight years of his career, to defensive end, where he led the team in quarterback pressures in



1997. The Cowboys plan on using him as a defensive end and linebacker in 1998 to take advantage of his pass rushing ability from all over the field

1997: In his first full season at defensive end, Thomas led the team with 10 quarterback pressures and finished fourth with three and a half sacks. In the season opener at Pittsburgh (8/31), he recorded the 700th tackle of his career among the two tackles and one quarterback pressure he tallied against the Steelers. He led the team with three pressures while recording three tackles and a pass defended at Arizona (9/7), and he tallied his first sack of the year against Philadelphia (9/15). Against Chicago (9/28), he recorded a season-high five tackles and a tackle for a loss, and he added two tackles and his second sack at Philadelphia (10/26). Thomas saw action at linebacker at San Francisco (11/2) when Fred Strickland suffered a bruised knee. He totaled his third sack and a quarterback pressure against Arizona (11/9) before totaling two tackles, half a sack and a pressure against Washington (11/16). He tied his season-high with five tackles at Green Bay (11/23), and he registered three tackles and two pressures against Carolina (12/8), while also recovering a fumble to set up a Dallas field goal. Thomas finished the year with 31 tackles while playing in his 162nd consecutive game, not having missed a single game in his nine year NFL career.

1996: The Cowboys signed Thomas on March 22 to fill a void at linebacker, where he made plays for half the season before moving to defensive end to utilize his pass rushing ability. Thomas led the Cowboys with three fumble recoveries, tied for second with 4.5 sacks and tied for third with 20 quarterback pressures. He recorded seven tackles in the season opener at Chicago (9/2) before registering four tackles in helping limit the N.Y. Giants (9/8) to 105 yards of offense. He tied a club record with two fumble recoveries at Philadelphia (9/20) while adding four tackles, a tackle for a loss, two quarterback pressures and a pass deflection. Thomas recorded a season-high eight tackles and his first sack of the year as a defensive end against Arizona (10/13), and he tied his season-high with eight tackles while recording a season-high two sacks against Atlanta (10/20). He had four tackles, a tackle for a loss and a pressure at Miami (10/27) before registering four stops, a sack, a forced fumble, a pressure and a pass defended playing linebacker and defensive end at San Francisco (11/10). Thomas was moved exclusively to defensive end prior to the Green Bay (11/18) game. He posted seven tackles against New England (12/15) before finishing out the season with four tackles and a tackle for a loss at Washington (12/22). In the Cowboys Wild Card playoff game against Minnesota (12/28), Thomas registered his first career postseason sack. He recorded three tackles and a tackle for a loss at Carolina (1/5/97) after starting at strongside linebacker in place of the injured Randall Godfrey (sprained right ankle).

1995: After signing with Minnesota as a free agent during the offseason, Thomas finished second on the Vikings tackle list with 86 stops while adding six sacks, six tackles for losses and seven passes defended. He recorded a season-high nine tackles, a tackle for loss and a pass defended in a 23-17 overtime loss to Dallas (9/17). He registered seven tackles each against Houston (10/8), at Tampa Bay (10/15) and at Green Bay (10/22), where he also recorded 1.5 tackles for a loss, before tying his season-high with nine tackles against Green Bay (11/5). Thomas recorded five tackles and a tackle for a loss at Detroit (11/23). His most productive day as a pass rusher came against Tampa Bay (12/3), when he recorded two and a half sacks and a pass deflection to go along with five tackles. He finished out the season with five tackles and a sack at San Francisco (12/18) and five tackles at Cincinnati (12/24).

1994: Thomas signed with Detroit on July 15 after five seasons with Tampa Bay. He led the Lions in sacks with seven and finished fourth on the team with 85 tackles. Against Minnesota (9/11), he tallied eight tackles, two sacks, a forced fumble and a pass defended. In the Lions upset of Dallas (9/19), Thomas sacked Troy Aikman in overtime, forcing a fumble that he recovered to set up the Lions' game-winning field goal. He also posted a season-high 10 tackles against the Cowboys. He posted four tackles, batted down three passes and teamed with Kelvin Pritchett on a sack against Minnesota (12/17).

1993: Thomas finished third on the team with eight quarterback pressures and fourth with 75 tackles. After starting at right linebacker against the Giants (9/12), he started seven-of-the-next-eight games at left linebacker. In five seasons with Tampa Bay, Thomas moved into third on the team's all-time sack list (26.5) and set or tied club records for tackles (21) and sacks (3) in a game and for forced fumbles (7) in a season.

1992: While starting 16 games, Thomas led the Bucs in fumbles recovered (3), finished second in tackles for a loss (8), tied for second in sacks (5) and was third in tackles (113). He also broke up a career-high eight passes. He recorded a season-high 15 tackles at Minnesota (9/20) while posting his second career three-sack game. At New Orleans (11/1), he intercepted two passes, returning one 56 yards for a touchdown.

1991: Thomas was named Tampa Bay's Most Valuable Player and second-team All-Pro in 1991 after tying club season marks for tackles with 174 (since broken) and forced fumbles with seven. He led the Bucs in sacks (11) and tackles for a loss (10), tied for the team lead in fumbles recovered (2) and finished second in quarterback pressures (22). Against Philadelphia (10/6), he set a Buccaneers record for tackles (21) while recording three tackles for a loss and a sack. He earned NFC Defensive Player of the Week honors after posting 11 tackles, two sacks, three passes defended and two fumble recoveries against Detroit (11/10).

1990: Thomas, who finished with 72 tackles, led Tampa Bay in sacks (7.5) and set a team season record for quarterback pressures (33) by a linebacker in his first year as a starter in 1990. He tied a team record with three sacks, including two on consecutive plays, against Dallas (10/7).

1989: As a rookie in 1989, he played in all 16 games and finished the year with 27 tackles,



two sacks and a forced fumble. He forced the fumble on his first career sack against Washington (10/22). Tampa Bay selected Thomas with the sixth overall pick in the 1989 NFL Draft.

COLLEGE: Thomas earned All-America and Big Eight Defensive Player of the Year honors in 1988 and All-America honors as a linebacker and defensive end in 1987 playing for the Nebraska Cornhuskers. The three-time All-Big Eight pick was a finalist for the Butkus Award, given annually to the nation's best linebacker, and the Lombardi Award, given annually to the nation's best lineman, as a senior in 1988.

PERSONAL: Thomas earned All-America, all-state and area Defensive Player of the Year honors at Madison High School in Houston, TX. While in college, he founded Battle Against Drugs (B.A.D.) and worked with process intervention at Lincoln, NE, General Hospital. In Tampa, he was active with Sandman's Christmas, which raised toys for local youngsters. Thomas, whose brother also played for Nebraska, is the nephew of former Chicago Bears All-Pro linebacker Mike Singletary. A Human Family Development major, Broderick has a son, Broderick Trevon.

THOMAS' NFL TOTALS

| Year | Tackles | | | Sacks | Tkl/ Loss | QB Press. | Passes | | For. Fum. |
|--------------|---------|------|------|-------|--------------|--------------|--------|----|--------------|
| | Solo | Ast. | Tot. | | | | Def. | | |
| 1989 (T.B.) | 18 | 9 | - | 27 | 2.0 (-14) | 0 | 2 | 0 | 1 |
| 1990 (T.B.) | 48 | 24 | - | 72 | 7.5 (-54) | 5 | 33 | 3 | 2 |
| 1991 (T.B.) | 98 | 76 | - | 174 | 11.0 (-75) | 10 | 22 | 3 | 7 |
| 1992 (T.B.) | 62 | 51 | - | 113 | 5.0 (-25) | 8 | 18 | 8 | 1 |
| 1993 (T.B.) | 43 | 32 | - | 75 | 1.0 (-7) | 3 | 8 | 4 | 0 |
| 1994 (Det.) | 63 | 23 | - | 86 | 7.0 (-50) | 5 | - | 7 | 2 |
| 1995 (Minn.) | 64 | 22 | - | 86 | 6.0 (-35) | 6 | - | 7 | 2 |
| 1996 | 41 | 24 | - | 65 | 4.5 (-26) | 5 | 20 | 4 | 1 |
| 1997 | 12 | 19 | - | 31 | 3.5 (-9) | 2 | 10 | 3 | 0 |
| Totals | 449 | 280 | - | 729 | 47.5 (-295) | 44 | 113 | 39 | 16 |

Playoffs

| | | | | | | | | | |
|-------------|---|---|---|----|----------|---|---|---|---|
| 1994 (Det.) | 5 | 0 | - | 5 | 0.0 | - | 0 | 0 | 0 |
| 1996 | 3 | 2 | - | 5 | 1.0 (-3) | 1 | 0 | 0 | 0 |
| Totals | 8 | 2 | - | 10 | 1.0 (-3) | 1 | 0 | 0 | 0 |

Opponents' Fumbles Recovered

| Year | No. | Yds. | Avg. | Long | TD |
|--------------|-----|------|------|------|----|
| 1990 (T.B.) | 2 | 0 | 0.0 | 0 | 0 |
| 1991 (T.B.) | 2 | 12 | 6.0 | 12 | 0 |
| 1992 (T.B.) | 3 | -1 | -0.3 | 0 | 0 |
| 1993 (T.B.) | 1 | 0 | 0.0 | 0 | 0 |
| 1994 (Det.) | 2 | 0 | 0.0 | 0 | 0 |
| 1995 (Minn.) | 1 | 0 | 0.0 | 0 | 0 |
| 1996 | 3 | 23 | 7.7 | 23 | 0 |
| 1997 | 1 | 0 | 0.0 | 0 | 0 |
| Totals | 15 | 34 | 2.3 | 23 | 0 |

Pass Interceptions


| Year | No. | Yds. | Avg. | Long | TD |
|-------------|-----|------|------|------|----|
| 1990 (T.B.) | 2 | 81 | 40.5 | 56t | 1 |

SINGLE-GAME BESTS

Tackles - 21 (T.B.) vs. Philadelphia, 10/6/91
 Sacks - 3.0 (T.B.) twice, @ Dallas, 10/7/90 and
 @ Minnesota, 9/20/92
 Interceptions - 2 (T.B.) @ New Orleans, 11/1/92
 Fumble Recoveries - 2 @ Philadelphia, 9/30/96

ADDITIONAL STATISTICS

Special Teams Tackles: 1989 (8-0 - 8), 1996 (1-0 - 1), 1997 (0-1 - 1)



Lee Vaughn

Defensive Back

5'11" ★ 184 ★ 11/27/74

Wyoming
 D-6 for '97

NFL: 2nd Year ★ Cowboys: 2nd Year



PRO: A versatile player with good speed, Lee Vaughn will have the opportunity to compete for playing time at both the safety and cornerback positions. He possesses solid coverage ability and excelled at both positions in college. A very physical player who loves contact, Vaughn will be given an opportunity to make a contribution on the Cowboys special teams. After suffering a season ending knee injury one week into his rookie training camp last year, Vaughn will be given a new opportunity to make an impression on the Cowboys coaching staff this summer.


1997: Vaughn's rookie season came to an abrupt ending just a week into training camp. On July 23, he tore the anterior cruciate ligament in his right knee, and was forced to miss the entire year. Vaughn underwent surgery on August 14 to repair the knee, and he spent the remainder of the 1997 season - and the ensuing off-season - in a vigorous rehabilitation program. He was cleared to participate on a full-time basis in the team's mini-camps which began in April of 1998.

COLLEGE: Vaughn accounted for 210 tackles in his final three years at Wyoming. He also registered five career interceptions and 27 pass deflections in the wide-open Western Athletic Conference. As a senior, Vaughn earned first-team All-WAC honors as the Cowboys starting right cornerback, recording career-high numbers for tackles (75) and fumble recoveries (2). Vaughn was a key player in a Wyoming defense that helped the Cowboys compile a 10-1 regular season record and claim the WAC's Pacific Division Championship. Wyoming finished the year ranked



22nd in the A.P. Poll after falling to Brigham Young (28-25) in overtime in the WAC Championship game. Vaughn was an honorable mention All-WAC selection as a junior after making the switch to cornerback from the free safety position he played in his first two collegiate seasons. Vaughn started 11 games at free safety as a sophomore – registering 65 tackles and an interception while helping Wyoming to an 8-4 record, the WAC title and a Copper Bowl berth against Kansas State.

PERSONAL: A product of Cheyenne, WY, East High School, Vaughn earned 10 letters in football, basketball and track and was one of the state's most celebrated high school athletes. As a senior, he was an all-state defensive back and return specialist and was named the 4-A Back of the Year. At the close of his senior year in 1992, he set state records in the 100 and 200 meters, while also breaking a state long jump record that had been on the books since 1963. Vaughn capped an outstanding high school career by being named the winner of the Milward Simpson Award, given annually to the outstanding prep athlete in the state of Wyoming. A business administration major at Wyoming, Vaughn was born in Little Rock, AR.



Chris Warren

Running Back

6'2" ★ 226 ★ 1/24/68

Ferrum

FA for '98

NFL: 9th Year ★ Cowboys: 1st Year



GAMES/STARTS (regular season, playoffs): 1990 (16/0-Sea), 1991 (16/1-Sea), 1992 (16/16-Sea), 1993 (14/14-Sea), 1994 (16/15-Sea), 1995 (16/16-Sea), 1996 (14/14-Sea), 1997 (15/13-Sea). Total - 123/89.

PRO: After spending the first eight years of his NFL career in Seattle, Chris Warren was released by the Seahawks following the 1997 season, and he signed with Dallas on April 13. Warren brings veteran leadership, four 1,000-yard rushing seasons and three Pro Bowl appearances to Dallas. He holds six Seattle rushing records, including most yards in a career, most yards in a season, most 100-yard games (career and season) and most touchdowns in a season. He is a versatile back that has averaged 40 receptions over the last four seasons, and he has career averages of 8.7 yards-per-punt return and 20.9 yards-per-kickoff return. Warren's versatility should be well utilized in head coach Chan Gailey's offense.

1997: Warren finished the year with 847 rushing yards on 200 carries to surpass Curt Warner (6,705) as the Seahawks all-time leading rusher with 6,706 career yards. He also registered a career-high 45 receptions for 257 yards. He opened the season with 64 yards on 15 carries against the N.Y. Jets (8/31), and two weeks later at Indianapolis (9/14), he rushed for 61 yards on nine attempts, including a 36-yard touchdown, and shared the team lead with six receptions for 45 yards. He averaged 6.6 yards-per-carry at Kansas City (9/28) on eight carries for 53 yards before missing the Tennessee (10/5) game with a hamstring injury. Warren returned the next week at St. Louis (10/19) and led the team with 13 carries for 37 yards and a touchdown. He led the team with 76 yards rushing against Oakland (10/26) while also picking up 29 receiving yards on three receptions. The next week at Denver (11/2), he again led the team with 55 rushing yards, while adding 28 yards on five catches. For the third straight week, he led the team in rushing with 59 yards and a touchdown at San Diego (11/9) while tying for the team lead with four receptions for 21 yards. The next week at New Orleans (11/16), he carried the ball a season-high 22 times for 87 yards while accounting for another 38 yards on a career-high seven receptions. He led the team with five catches for 38 yards against Kansas City (11/23) and added 32 yards on the ground. Against Atlanta (11/30), he led the team with 87 rushing yards on 15 carries (5.8 avg.), and he rushed for 70 yards and a touchdown on 19 carries to lead the team at Oakland (12/14). He closed out the year with a season-high 99 rushing yards on 17 carries against San Francisco (12/21), including a 10-yard run on the last play of the game to break Curt Warner's career team rushing record.

1996: Warren rushed for a team leading 855 yards and five touchdowns on 203 carries while adding 40 receptions for 273 yards in 14 games. Against Green Bay (9/29), he recorded 103 yards on 18 carries, including a 37-yard touchdown run. Three weeks later at Kansas City (10/17), he rushed for 81 yards on 14 carries, including a 50-yard touchdown, while catching six passes. He rushed for a season-high 146 yards and a touchdown on 19 carries (7.7 avg.), including his second 50-yard run of the season against San Diego (10/27). Warren rushed 18 times for 88 yards and a touchdown against Oakland (11/24) before totaling 116 yards on 21 carries, including a 51-yard burst, against Buffalo (12/8). He did not play at Detroit (11/17) with a sprained right MCL and was inactive at Oakland (12/22) with bruised ribs.

1995: Warren earned Pro Bowl, first-team All-AFC and second-team All-NFL honors after finishing second in the AFC, fourth in the NFL, with 1,346 yards rushing on 310 carries. He became the 14th player in NFL history to rush for 1,000 yards in four consecutive seasons. He established Seahawk franchise records with eight 100-yard games, 16 total touchdowns and 15 rushing touchdowns. He added 35 receptions for 247 yards. He opened the season with 56 rushing yards



against Kansas City (9/3) and at San Diego (9/10) before totaling 109 yards on 24 carries against Cincinnati (9/17). Against Denver (10/1), he rushed for 112 yards and three touchdowns on 18 carries and scored the game-winning touchdown on a 20-yard catch with 0:49 remaining. Against San Diego (10/22), he carried the ball 18 times for 112 yards before rushing for 127 yards on 23 carries at Arizona (10/29), including a career long 52-yard run. Two weeks later at Jacksonville (11/12), he rushed for 121 yards and a touchdown on 27 carries, and he recorded a season-high 136 yards and a touchdown on 29 carries at Washington (11/19). After recording 93 rushing yards on 27 attempts against Philadelphia (12/3), he gained 101 yards on 18 carries at Denver (12/10). Against Oakland (12/17), he totaled 105 yards and three touchdowns on 17 carries (6.2 avg.), becoming the first player in Seattle history to have two three rushing touchdown games in a season.

1994: Warren was the AFC's leading rusher with a team-record 1,545 yards on 333 carries to finish second in the NFL. He also finished second in the league in total yards from scrimmage (1,868) and average-per-carry (4.6) while accounting for 40.2% of the Seahawks offense. He earned his second trip to the Pro Bowl, where he totaled 127 yards on 14 carries. He opened the season with 100 yards and two touchdowns on 22 carries at Washington (9/4). He earned AFC Offensive Player of the Week honors after rushing for 126 yards and a touchdown against Pittsburgh (9/25). Two weeks later at Kansas City (10/23), he rushed for 117 yards, including a 41-yard burst. He averaged 6.8 yards-per-carry on 18 carries (122 yards) at Denver (11/13), and he became the first player in franchise history to have a rush, reception, punt return and kickoff return of at least 50 yards after a 51-yard reception. The next week against Tampa Bay (11/20), he totaled 116 rushing yards, and he established a career-high with 185 yards on 30 carries at Houston (12/11) despite playing with fractured ribs. He then totaled 122 yards on 24 carries against the Raiders (12/18).

1993: Warren earned his first Pro Bowl honor after registering 1,072 yards on 273 carries to finish third in the AFC despite missing the final two games of the season with an abdominal injury. Warren's running helped the Seahawks lead the AFC in rushing, averaging 125.9 yards-per-game. He earned AFC Offensive Player of the Week honors after rushing for 174 yards on a franchise record 36 carries at New England (9/19). He totaled 112 yards on 24 carries against Cleveland (11/14) before rushing for 95 yards on 19 carries against Denver (1/28). Warren rushed for a season-high 168 yards on 27 carries against Phoenix (12/19) before being inactive against Pittsburgh (12/26) and at Kansas City (1/2/94).

1992: Warren took over as the starting running back in 1992 and proceeded to become only the second player in Seahawk history to rush for over 1,000 yards in a season, finishing fifth in the AFC with 1,017 yards and three touchdowns on 223 carries. He also set a team record with 1,927 all-purpose yards – 1,017 rushing, 134 receiving, 252 on punt returns and 524 on kickoff returns – while registering over 100 all-purpose yards in 11-of-16 games. He carried the ball 24 times for 122 yards at New England (9/20), and he totaled 103 yards on 19 carries against Washington (11/8). He rushed for a season-high 154 yards on 20 carries (7.7 avg.) against Kansas City (11/22), and he added 97 yards on 16 carries (6.1) at Denver (12/20).

1991: He saw action in 16 games as a reserve running back and kick returner. He finished third in the AFC in kickoff returns with a 22.6 average, and he finished fourth in punt returns with a 9.3 average, including a 59-yard touchdown. He made his first NFL start at Pittsburgh (10/20) and gained 13 yards on 11 carries.

1990: Warren played in 16 games during his rookie season as a reserve running back and kick returner after being selected in the fourth round (89th overall) by Seattle. He averaged 9.6 yards-per-punt return to rank third in the AFC and 20.8 yards-per-kickoff return to rank fourth in the AFC. He only carried the ball six times for the year, totaling 11 yards and a touchdown.

COLLEGE: Warren is Ferrum's all-time leader with 4,583 all-purpose yards, including 3,121 rushing yards, and he totaled 12 career 100-yard rushing games. He earned All-Eastern Collegiate Athletic Conference honors after rushing for 1,265 yards and 15 touchdowns on 163 carries as a senior while leading the nation by averaging 23.4 yards on 18 punt returns. He also scored eight total touchdowns of over 50 yards. He set a school record with 1,443 yards and 17 touchdowns on 166 carries as a junior to earn All-America honors. He set a school record with 235 rushing yards, including an 85-yard score, against Rhodes. He started his collegiate career at Virginia as a defensive back in 1985, finishing second in voting for ACC Rookie of the Year. He switched to running back the following spring and rushed for 380 yards and averaged 131.5 all-purpose yards-per-game as a sophomore in 1986.

PERSONAL: The physical education major lettered in football, basketball, baseball and track at Robinson High School in Burke, VA. He finished third in the 1994 "NFL Run to Daylight Challenge." He has two daughters, Ariana and Kayla, and a son, Christopher Collins III.

WARREN'S NFL TOTALS

| Rushing | | | | | Receiving | | | | | | |
|-------------|-------|-------|------|------|-----------|-------------|-----|-------|------|------|----|
| Year | No. | Yds. | Avg. | Long | TD | Year | No. | Yds. | Avg. | Long | TD |
| 1990 (Sea.) | 6 | 11 | 1.8 | 4 | 1 | 1990 (Sea.) | 0 | 0 | 0.0 | 0 | 0 |
| 1991 (Sea.) | 11 | 13 | 1.2 | 7 | 0 | 1991 (Sea.) | 2 | 9 | 4.5 | 12 | 0 |
| 1992 (Sea.) | 223 | 1,017 | 4.6 | 52 | 3 | 1992 (Sea.) | 16 | 134 | 8.4 | 33 | 0 |
| 1993 (Sea.) | 273 | 1,072 | 3.9 | 45t | 7 | 1993 (Sea.) | 15 | 99 | 6.6 | 21 | 0 |
| 1994 (Sea.) | 333 | 1,545 | 4.6 | 41 | 9 | 1994 (Sea.) | 41 | 323 | 7.9 | 51 | 2 |
| 1995 (Sea.) | 310 | 1,346 | 4.3 | 52 | 15 | 1995 (Sea.) | 35 | 247 | 7.1 | 20t | 1 |
| 1996 (Sea.) | 203 | 855 | 4.2 | 51 | 5 | 1996 (Sea.) | 40 | 273 | 6.8 | 33 | 0 |
| 1997 (Sea.) | 200 | 847 | 4.2 | 36t | 4 | 1997 (Sea.) | 45 | 257 | 5.7 | 20 | 0 |
| Totals | 1,559 | 6,706 | 4.3 | 52 | 44 | Totals | 194 | 1,342 | 6.9 | 51 | 3 |



Warren's NFL Totals, cont.

| Year | Punt Returns | | | | | |
|-------------|--------------|----|------|------|------|----|
| | No. | FC | Yds. | Avg. | Long | TD |
| 1990 (Sea.) | 28 | 16 | 269 | 9.6 | 39 | 0 |
| 1991 (Sea.) | 32 | 19 | 298 | 9.3 | 59† | 1 |
| 1992 (Sea.) | 34 | 25 | 252 | 7.4 | 16 | 0 |
| Totals | 94 | 60 | 819 | 8.7 | 59† | 1 |

| Year | Kickoff Returns | | | | |
|-------------|-----------------|-------|------|------|----|
| | No. | Yds. | Avg. | Long | TD |
| 1990 (Sea.) | 23 | 478 | 20.8 | 71 | 0 |
| 1991 (Sea.) | 35 | 792 | 22.6 | 55 | 0 |
| 1992 (Sea.) | 28 | 524 | 18.7 | 34 | 0 |
| Totals | 96 | 1,794 | 20.9 | 71 | 0 |

ADDITIONAL STATISTICS

Special Teams Tackles: 1990 (Sea.) (8-1-9), 1991 (Sea.) (10-2-12)


Forced Fumbles: 1990 (Sea. - 2), 1991 (Sea. - 1).

Fumble Recovery: 1991 (Sea. - 1).

SINGLE GAME BESTS

Rush Yards - 185 @ Houston, 12/11/94
 Rush Attempts - 36 at New England, 9/19/93
 Long Rush - 52 at San Diego, 10/4/92 and at Arizona, 10/29/95
 TDs Rushing - 3 vs. Denver, 10/1/95 and vs. Oakland, 12/17/95

Long TD - 50 at Kansas City, 10/17/96
 Receptions - 7 at New Orleans, 11/16/97
 Yards Receiving - 78 at Denver, 11/13/94
 Long Reception - 51 at Denver, 11/13/94
 Long Kickoff Return - 71 at Denver, 9/23/90
 Long Punt Return - 59 vs. Indianapolis, 9/29/91



Kenny Wheaton

Defensive Back

5'10" ★ 190 ★ 3/8/75

Oregon

D3c for '97

NFL: 2nd Year ★ Cowboys: 2nd Year



GAMES/STARTS (regular season, playoffs): 1997 (2/0).

PRO: The Cowboys hope Kenny Wheaton can have some of the success that the last defensive back Dallas drafted out of the University of Oregon had in the NFL. In 1964, the Cowboys drafted Mel Renfro out of Oregon, and he later became the club's all-time leader in interceptions (52) and kickoff return average (26.4 yards). He was selected to the Pro Bowl in each of his first 10 seasons and was later inducted into the Pro Football Hall of Fame. That might be shooting a little high after one NFL season, but Wheaton was a big-play corner for the Ducks, posting an interception return for a touchdown of 70-or-more yards in each of his three seasons. The Cowboys also hope Wheaton can demonstrate the same versatility he had in college when he moved between safety and cornerback, a trait that can also be traced back to Renfro. During his Oregon career, Wheaton gained 380 yards on interception returns, to break the school's 49-year old record. His 10 career interceptions show the soft hands a cornerback needs, but his 194 tackles, including a team-high 73 as a senior, are evidence of his ability to defend against the run like a safety.


1997: Wheaton's rookie campaign got off to a slow start when he suffered a separated right shoulder against Oakland in the July 31 scrimmage. That injury forced him to miss the first three preseason games, but he returned to practice on Aug. 17 and saw action against Tennessee (8/22). He was then inactive the first 14 games of the season. He saw his first regular season action at Cincinnati (12/14) on special teams, and then he recorded four tackles against the N.Y. Giants (12/21) while playing cornerback in the second half. He also saw action at safety in the nickel package against the Giants. One of nine rookie draft choices to make the roster, Wheaton was one of three third-round draft choices by Dallas (94th overall).

COLLEGE: An All-Pac 10 selection as a senior, Wheaton led the team with 73 tackles as a left cornerback. He also broke up a career-high 15 passes, including two interceptions. Against Fresno State, Wheaton's 70-yard interception return for a TD gave the Ducks' a 30-27 win. He collected a career-high 16 tackles against Arizona State. Wheaton's 72 tackles and five interceptions as a junior earned him second-team All America honors. He returned an interception 71 yards for a touchdown against Pacific, and added an interception against Colorado in the Freedom Bowl. After redshirting as a freshman, Wheaton was a second-team All-Pac 10 selection as a sophomore on Oregon's Pac 10 Championship team. He twice earned Pac 10 defensive player of the week honors and was a recipient of the Casanova Award, given to the team's top first-year player. Wheaton moved between free safety and right cornerback and finished with 60 tackles. He also intercepted four passes for 157 yards. He had a 97-yard interception return for a TD in a win over Washington, and he added seven tackles and broke up two passes against Penn State in the Rose Bowl.

PERSONAL: An all-state selection at McClintock High School in Phoenix, AZ, Wheaton led the team with 97 tackles as a senior strong safety and earned *Mesa Tribune* Area Defensive Player of the Year honors. He also added 669 yards and 10 touchdowns as a running back. He was a sociology major at the University of Oregon.

WHEATON'S COWBOYS TOTALS

| Year | Tackles | | | Sacks | Tkl/Loss | QB Press. | Passes Def. | For. Fum. | Special Teams | | |
|------|---------|------|------|-------|----------|-----------|-------------|-----------|---------------|------|------|
| | Solo | Ast. | Tot. | | | | | | Solo | Ast. | Tot. |
| 1997 | 3 | 1 | 4 | 0.0 | 0 | 0 | 0 | 0 | 0 | 0 | |



Charlie Williams

Safety

6'0" ★ 189 ★ 2/2/72

Bowling Green

D-3 for '96

NFL: 4th Year ★ Cowboys: 4th Year

25

GAMES/STARTS (regular season, playoffs): 1995 (16/0, 3/0), 1996 (7/0, 2/0), 1997 (16/16), Total - 39/0, 5/0.

PRO: Having been a "jack-of-all-trades" player in college, Charlie Williams came to the Cowboys having never settled in at one particular position. After three years with the team, he is now battling for the starting free safety position left open when Brock Marion left via free agency. Dallas coaches like his athleticism and quickness, which he has shown with his special teams play over the past three seasons. Since returning from knee surgery in 1996, Williams has recorded at least one special teams tackle in 19 of the last 25 games, and he led Dallas in special teams tackles in 1997 with 26. This is the same kind of tenacity the Cowboys are counting on from Williams at safety in 1998.

1997: Williams again excelled on the Cowboys special teams units while moving into the strong safety spot in the Cowboys 45 defense and into the slot in Dallas' nickel defense. He led the team with 26 special teams tackles, which placed him seventh in the NFL, and he recorded a special teams tackle in 14-of-16 games. In the season opener at Pittsburgh (8/31), he registered a tackle and a quarterback pressure while adding two special teams tackles. He tallied two special teams tackles against Philadelphia (9/15) while helping hold the Eagles to a 16.6 yard average on seven kickoff returns. Williams led the team with two special teams tackles against Chicago (9/28) while recording his first NFL sack, and he totaled two tackles, a pass defended and three special teams tackles against Jacksonville (10/19). At Philadelphia (10/26), he led the team with three special teams tackles and forced a fumble on a kickoff return while tallying two tackles and a pressure in the nickel defense. He logged his second sack of the season and tallied three special teams tackles against Arizona (11/9) before logging two more special teams tackles on Thanksgiving Day against Tennessee (11/27). Williams broke up a key third down pass late in the game against Carolina (12/8) before closing the season with two special teams tackles, a defensive tackle and a pass defended at Cincinnati (12/14).

1996: Williams spent the first 10 weeks of the season on the Physically Unable to Perform list after undergoing surgery on May 31 to repair the anterior cruciate ligament and lateral collateral ligament in his left knee torn during an off-season workout. Williams was activated Nov. 8 and saw his first action on special teams at San Francisco (11/10). He registered a special teams tackle against Green Bay (11/18) and moved into the outside linebacker spot in Dallas' nickel package. He registered his first career kickoff return at the N.Y. Giants (11/24), picking up 21 yards. Against Washington (11/28), he tallied two special teams stops and two defensive tackles. He recorded a special teams tackle at Arizona (12/8) and forced a fumble on the opening kickoff, which the Cardinals recovered. In extensive playing time at Washington (12/22), Williams recorded a career-high five tackles, a pass defended and a special teams tackle. Williams led the team with three special teams stops in Dallas' Wild Card playoff game against Minnesota (12/28) while recording his first career postseason tackle on defense. He tallied two tackles at Carolina (1/5/97) in a NFC Divisional Playoff Game.

1995: Williams finished fourth on the team with 18 special teams tackles. He recorded his first two special teams tackles at the N.Y. Giants (9/4), and he tied for the team lead with two special teams stops at Washington (10/1). Williams recorded his first career defensive tackle in fourth quarter action at safety in the regular season finale at Arizona (12/25). He finished second on the team with three special teams tackles against Green Bay in the NFC Championship Game (1/14/96), and he tied for fourth on the team with four postseason special teams tackles. The 92nd player taken overall, Williams was the first player ever drafted by Dallas from Bowling Green.

COLLEGE: Williams was a special teams standout at Bowling Green, blocking eight kicks during his collegiate career. While lining up at split end, nickel back and as the top coverage defender on special teams as a senior, Williams contributed five catches for 62 yards on offense, 31 tackles, two defended passes and an interception on defense and blocked a kick on special teams. As a junior, Williams was a reserve split end and played as a nickel defensive back the last two games of the season, making 12 stops. He also contributed four blocked kicks on special teams. As a sophomore, Williams performed mostly on special teams, recording one solo tackle and three blocked kicks.

PERSONAL: A sociology major, Williams was an all-city and all-public school league selection as a junior and senior at Henry Ford High School in Detroit, MI. He made 25 career touch-down catches and 12 career interceptions for Henry Ford. In one game as a junior, he caught eight passes, scored three touchdowns and intercepted two passes.



C. WILLIAMS' COWBOYS TOTALS

| Year | Tackles | | | Sacks | Tkl/ Loss | QB Press. | Passes Def. | For. Fum. | Special Teams | | |
|-----------------|---------|------|------|-----------|--------------|--------------|----------------|--------------|---------------|------|------|
| | Solo | Ast. | Tot. | | | | | | Solo | Ast. | Tot. |
| 1995 | 0 | 1 | 1 | 0.0 | 0 | 0 | 0 | 0 | 9 | 9 | 18 |
| 1996 | 3 | 5 | 8 | 0.0 | 0 | 0 | 1 | 1 | 5 | 0 | 5 |
| 1997 | 6 | 5 | 11 | 2.0 (-11) | 0 | 3 | 5 | 1 | 16 | 10 | 26 |
| Totals | 9 | 11 | 20 | 2.0 (-11) | 0 | 3 | 6 | 2 | 30 | 19 | 49 |
| Playoffs | | | | | | | | | | | |
| 1995 | 0 | 0 | 0 | 0.0 | 0 | 0 | 0 | 0 | 2 | 2 | 4 |
| 1996 | 2 | 1 | 3 | 0.0 | 0 | 0 | 0 | 0 | 2 | 1 | 3 |
| Totals | 2 | 1 | 3 | 0.0 | 0 | 0 | 0 | 0 | 4 | 3 | 7 |

| Year | KICKOFF RETURN | | | |
|------|----------------|------|------|------|
| | No. | Yds. | Avg. | Long |
| 1996 | 2 | 21 | 10.5 | 21 |

| SINGLE-GAME BESTS | |
|-------------------|--------------------------|
| Tackles | 5 @ Washington, 12/22/96 |



Erik Williams

Tackle

6'6" ★ 328 ★ 9/7/68

Central State, Ohio

D-3c for '91

NFL: 8th Year ★ Cowboys: 8th Year



GAMES/STARTS (regular season, playoffs): 1991 (11/3, 2/0), 1992 (16/16, 3/3), 1993 (16/16, 3/3), 1994 (7/7), 1995: (15/15, 3/3), 1996 (16/16, 2/2), 1997 (15/15). Total - 96/88, 13/11.

PRO: Considered throughout the National Football League as one of the game's premier offensive tackles, Erik Williams has been selected to represent the NFC in the Pro Bowl in three of the last five seasons. In the two years that he missed the trip to Hawaii (1994 and 1995), Williams was on the road to recovery from a serious knee injury that came as the result of a car accident that occurred in October of 1994. Prior to the injury, Williams was regarded as the NFL's top offensive tackle, and following a very trying, 10-month rehabilitation program, he returned to the field the following September. During the Super Bowl season of 1995, Williams turned in a courageous performance on a knee that was still in the recovery process. With continued hard work and persistence in the training room over the course of the next two seasons, Williams regained his Pro Bowl form - and returned to the Pro Bowl following the 1996 and 1997 seasons. In 1996, the ongoing battle to return to the top saw Williams earn All-Pro honors from Associated Press and a starting tackle spot for the NFC in the Pro Bowl. In 1997, he returned to Hawaii once again. Although he is back on the track of being able to play at the highest level, Williams has displayed no signs of slowing down his off-season work ritual of hard work and training. In his previous seven seasons, Williams evolved into one of the top offensive linemen in the NFL because of his obvious combination of size, strength and speed. The characteristic that most visibly distinguishes him, however, is his fierce competitive nature and aggressiveness on game days. One of the biggest of Dallas' big men in the offensive front at 6-6, 328 pounds, he has been a cornerstone on an offensive line that has been one of the most successful in the history of the NFL. Williams was selected in the third round of the 1991 NFL Draft - after five other offensive tackles had already been taken (including three in the first 12 overall picks). In four of the last five seasons, Williams has been part of a line that has posted the four lowest sacks allowed totals in club history (18 allowed in 1995, 19 in 1996, 20 in 1994 and 23 in 1992). Williams has also been a key player on an offensive line that has allowed just 96 sacks over the past four seasons (1994-97), a figure that is the fewest in the NFL.

1997: Although Williams played with a variety of nagging injuries throughout the season, he was able to earn his third career selection to the Pro Bowl in 1997. He started his sixth season at right tackle in the opener at Pittsburgh (8/31) and helped Dallas gain 380 total yards and 295 yards passing while not allowing a sack. Williams earned a game ball in the Cowboys thrilling come-from-behind win against Jacksonville (10/19). His injury problems started with a sprained right ankle against Arizona (11/9), and he missed three plays while getting re-taped. The following week against Washington (11/16), he missed the entire game with that sprained right ankle - marking the first time he had missed a game since Sept. 24, 1995 against Arizona. Williams returned to the line-up at Green Bay (11/23), but then he suffered strained ribs on his left side in fourth quarter against Carolina (12/8), which forced him to miss the remainder of the game.

1996: Williams was again a cornerstone of a Dallas offensive line that led the NFL in allowing the fewest number of sacks in 1996 with 19, one shy of the club record set in 1995. Williams and the Dallas offensive line permitted no sacks in four games, while surrendering just one sack in five others. In a win at Miami (10/27), Troy Aikman was sacked just once while completing a season-high 33-of-41 (80.5%) pass attempts for 363 yards and three touchdowns. For the second time in his career, Williams earned the starting nod for the NFC in the Pro Bowl, and he was an All-Pro



selection by the Associated Press. In 1996, as in each of Williams' first five seasons as the starting right tackle, Emmitt Smith ran for over 1,200 yards, and four times, Smith topped the 100-yard rushing barrier in a game. That included a season-high 155 yards and three touchdowns on the ground against Washington (11/28). In the NFC Wild Card Game, Williams and the Cowboys offensive line led the way to 255 yards rushing in the win over Minnesota (12/28), marking the second best postseason total in club history. A workhorse on the Dallas line, Williams has started 75-of-83 games in his six-year career, including 33 straight.

1995: The 1995 season was a personal triumph for Williams as he rebounded from a season ending knee injury suffered in mid-1994 to start 18-of-19 games in Dallas' drive to the Super Bowl XXX title. After missing most of training camp and the preseason - Williams began practices with the team on Aug. 14 - his offseason rehabilitation paid off in the 1995 season opener at the N.Y. Giants (9/4) when he returned to the starting lineup at right tackle. In that game, Williams helped lead the way as the Dallas offense rolled to 459 yards, including 230 rushing yards. It wasn't until the third game of the season that the Dallas front five allowed a sack, and six times in 1995, Williams and the rest of the line held an opponent sackless. For the season, Dallas finished second in the NFL in fewest sacks allowed with 18, breaking the club record of 20 set by the 1994 group. In addition, quarterback Troy Aikman was healthy and able to start every game for just the second time in his career behind this protection, helping Williams earn All-Pro honors from *The Sporting News* and *USA Today*. Williams suffered a strained left calf late in the overtime win at Minnesota (9/17), an injury that kept him out of the lineup against Arizona (9/24). He returned to the field at Washington (10/1) and the following week against Green Bay (10/8) faced Reggie White on every offensive play, limiting him to five tackles and one sack as the Cowboys rolled up 448 total yards. In the regular-season finale at Arizona (12/25), Williams' work with the line enabled Dallas to roll up 474 yards of total offense, the most yardage by a Dallas team since Sept. 15, 1985. Williams was a major contributor to an offensive line that was generally considered the best in the NFL. That unit paved the way for Smith to earn his fourth NFL rushing title in five years with a club record 1,773 yards, collect a club record 11 100-yard rushing games and set a NFL record for rushing touchdowns in a season with 25. The Dallas offensive line was also instrumental in helping the Cowboys to top NFL rankings in the following categories: first downs (first in the NFL with 22.8-per-game), yards-per-play (second, 5.8) and scoring (third, 27.2 points-per-game). With the Cowboys' 27-17 win over Pittsburgh in Super Bowl XXX (1/28/96), Williams distinguished himself as one of 21 Dallas players who have served on the active roster of all three of the team's Super Bowl Champions in the 1990's. For all Williams' hard work in returning to the playing field, his teammates selected him as the team's recipient of the Ed Block Courage Award for 1995.

1994: An automobile accident in the early morning of Oct. 24 cut Williams' season short when he suffered a torn medial collateral ligament, posterior cruciate ligament and popliteal muscle in his right knee. On Oct. 31, he underwent surgery to repair his knee and missed the final half of the season. Before the injury, Williams received a game ball for his blocking in Dallas' season opening win at Pittsburgh (9/4). Against the Steelers, Dallas amassed 442 yards of total offense, the most by Dallas since Nov. 12, 1989 at Phoenix. In the Cowboys 24-13 win over Philadelphia (10/16), Williams received a game ball after dominating William Fuller, allowing Smith to rush for 106 yards and Aikman to throw two touchdown passes. When the accident forced him out of the lineup for the Cowboys visit to Cincinnati (10/30) and the remainder of the season, it marked Williams' first missed start in 44 straight games, including playoffs. During the first half of the season, Williams helped set the tone for a Dallas offensive line that would go on to establish a team record by allowing just 20 sacks - for losses totaling just 93 yards. Dallas led the NFL in allowing the fewest yards in quarterback sacks (93) and was fourth in fewest sacks allowed (20). Smith finished the year third in the NFL rushing race with 1,484 yards, and the Cowboys were fifth in the NFL in rushing yards-per-game, averaging 122.1 yards.

1993: One of three Pro Bowlers produced by the Dallas offensive line in 1993 and a consensus All-Pro, Williams was a key figure in clearing the way for Smith's third straight rushing title. Williams earned a game ball for his blocking at Philadelphia (10/31) when Smith rushed for a NFL season-high and club-record 237 yards. Over the last month of the regular season, behind the blocking of Williams and the offensive line, Smith picked up 688 yards in five straight Cowboy wins. Despite suffering a dislocated finger at Minnesota (12/12), Williams played a majority of the game at right tackle, earning a game ball after helping limit the Vikings' defense - ranked second in the NFL going into the game - to no sacks while racking up 356 yards and 37 points. The Cowboys had the NFL's second ranked rushing offense, averaging 135.1 yards-per-game. In addition to dominant run blocking, the offensive line gave up the lowest number of sacks in the NFC (29). In the postseason, Williams and Co. helped roll up 366 yards of offense-per-game, including 119 yards rushing.

1992: Williams moved into the starting lineup at right tackle during the 1992 training camp, when the Cowboys moved Nate Newton to left guard. Although only one year removed from tiny Central State University in Wilberforce, OH, Williams started every game, including the playoffs. He opened the season by limiting Washington All-Pro defensive end Charles Mann to three tackles and no sacks in a 23-10 victory over the Redskins (9/7), and the next week, he earned a game ball for his performance in the Cowboys 34-28 victory over the Giants (9/13). Williams earned NFC Offensive Player of the Week honors when he held Reggie White to three tackles and no sacks in the Cowboys' 20-10 win over Philadelphia (11/1). Since the NFL began the awards in 1985, only two other offensive linemen had been honored: Brad Benson, N.Y. Giants, 1986 and Jim Lachey, Washington Redskins, 1991. Williams also helped spring Smith for 163 yards rushing in the game,



the first 100-yard rusher against the Eagles in 53 games, a streak that dated back to Sept. 17, 1989. His blocking skills helped the Cowboys rank fourth in the league in total offense, fifth in rushing and fifth in passing. He also helped lead Smith to his second consecutive NFL rushing title and ten 100 yard rushing days, earning himself and Smith All-Pro honors from *Sports Illustrated*.

1991: As a rookie, Williams earned his first significant playing time against Green Bay (10/6), replacing the injured Newton for most of the fourth quarter at right tackle. Smith's game-long 26-yard scamper to set up the winning field goal in the fourth quarter came over Williams on the right side. Williams earned his first NFL start against Phoenix (11/3) in place of an injured Tuinei at left tackle, and then two weeks later against the Giants (11/17), he started at right tackle in place of the injured Newton and was a big part of the effort that held New York to a lone fourth quarter sack. Williams also started at right tackle the next game at RFK Stadium (11/24) when Dallas handed the Redskins their only home defeat of the season. For most of the afternoon he worked against Charles Mann, who finished the game with two tackles and no sacks. The first Central State offensive lineman ever drafted by the NFL, Williams was only the third player selected by the league in the history of the school.

COLLEGE: A small college All-America as a senior, Williams paved the way for a Central State offense that led the NAIA in total offense with 492 yards-per-game and in scoring with 54.8 points-per-game in 1990, when the Marauders captured the NAIA national title and had an average winning margin of 33.5 points. Central State made the playoffs each of Williams' four seasons there. Recruited as a defensive tackle, Williams was moved to the offensive line prior to his freshman year and became the starting left tackle as a sophomore.

PERSONAL: Erik George Williams grew up an Eagles fan in Philadelphia. Prior to joining the Cowboys, he last witnessed a game at Veterans Stadium in 1984 when Dallas played the Eagles and came away with a 24-10 victory. After starring at John Bartram High School in Philadelphia, Williams was recruited by several major colleges but barely missed the academic requirements to play at those schools. He also competed in the shotput and discus in high school. Williams majored in physical education at Central State. He has a daughter, Shay (6/9/91).



Sherman Williams

Running Back

5'8" ★ 202 ★ 8/13/73

Alabama

D-2a for '95

NFL: 4th Year ★ Cowboys: 4th Year



GAMES/STARTS (regular season, playoffs): 1995 (11/0, 2/0), 1996 (16/1, 1/0), 1997 (16/0).

Total - 43/1, 3/0.

PRO: Since Emmitt Smith joined the Cowboys in 1990, Dallas had used eight different running backs behind Smith before drafting Sherman Williams with the 46th overall selection in the 1995 NFL Draft. Williams, a compact back with powerful legs and soft hands, has seen more playing time and has established career highs in rushing attempts and yards, as well as receptions and receiving yards, in each of his first three seasons with the Cowboys. While Smith was registering his seventh consecutive 1,000 yard season in 1997, Williams totaled 468 rushing yards, the most rushing yards by Dallas' second back since Herschel Walker picked up 737 yards in 1986 (Tony Dorsett led the team with 748 yards). Williams' ability to step in and contribute has Dallas coaches excited about his future contributions.

1997: Williams had the most productive year of his short career in 1997, posting career-highs with 121 rushing attempts, 468 rushing yards, 21 receptions and 159 receiving yards. In the season opener at Pittsburgh (8/31), Williams picked up 16 yards on five fourth quarter carries. He registered 43 yards on eight carries, including a season-long 18-yarder, after Smith suffered bruised ribs at Arizona (9/7). He totaled 23 yards on six carries against Chicago (9/28) before rushing eight times for 28 yards at the Giants (10/5). He picked up 35 yards on eight carries at Washington (10/13), and he led the team with 54 yards on 17 carries after taking over for Smith, who suffered a strained groin, in the second quarter at San Francisco (11/2). Williams topped his previous season career-highs for rushing attempts and yards against Arizona (11/9) while picking up 53 yards and a touchdown on 16 carries. He rushed the ball three times for 15 yards at Green Bay (11/23), and he led the team with a career-high seven receptions for a career-high 56 yards against Tennessee (11/27). After Smith re-aggravated his left shoulder contusion against Carolina (12/8), Williams set a career-high with 19 carries for a season-best 75 yards, while adding three catches for 33 yards. He posted his second rushing touchdown of the season at Cincinnati (12/14) and finished the day with 53 yards on 16 carries and 44 yards on six receptions. He averaged 6.5 yards-per-carry while totaling 39 yards on six rushes against the Giants (12/21).

1996: Williams finished the year with 69 carries for 269 yards and five catches for 41 yards. He totaled 38 yards on seven carries against the N.Y. Giants (9/8). At Buffalo (9/22), he became the first Dallas running back since James Jones against Philadelphia on Nov. 24, 1985 to attempt



a pass, which fell just off the fingertips of tight end Eric Bjornson. Williams finished with seven carries for 27 yards at Philadelphia (9/30) before totaling a regular season-high 48 yards at Miami (10/27). Against Green Bay (11/18), he carried the ball four times for 29 yards, including a 20-yarder to set up Chris Boniol's NFL record tying seventh field goal. He had a season-high three receptions for 27 yards at the N.Y. Giants (11/24). He picked up 46 yards against Washington (11/28), and he earned his first NFL start in the regular-season finale at Washington (12/22) when Smith was de-activated to rest an injured ankle. Williams rushed for 40 yards on 15 carries against the Redskins. Williams rushed 67 yards on 17 carries against Minnesota (12/28), while Dallas rushed for 255 yards in the Wild Card playoff game.

1995: Williams took advantage of his limited playing time in 1995, finishing second on the team with 205 rushing yards on 48 carries with one touchdown. He also caught three passes for 28 yards. Williams picked up 11 yards on his first NFL carry at the N.Y. Giants (9/4) and finished the game with 46 yards on nine attempts. Against Arizona (9/24), Williams ripped off the longest carry of his career when he scored his first NFL touchdown from 44 yards out. He carried eight times against the Cardinals for a career-high 79 yards. He registered a career-long, 24-yard reception against San Francisco (11/12), and he carried the ball a season-high 11 times for 44 yards against Kansas City (11/23) after Smith sprained his left knee in the third quarter. In Williams' first postseason action, he rushed for 30 yards on 10 carries against Philadelphia (1/7/96) in the Cowboys' Divisional Playoff Game victory.

COLLEGE: Williams finished his Alabama career with 2,486 yards rushing, fifth on the all-time Tide rushing chart, on 535 career carries - third on the Tides' all-time list. His 27 rushing touchdowns is the fourth highest in Alabama history, and he is only the fourth 'Bama player to rush for over 1,000 yards in a season with 1,341 yards his senior year, the second-best season total in school history. His 291 carries broke the Tide season record of 238. Williams finished the season averaging 138.5 all-purpose yards-per-game, 16th best in the country. As a junior, Williams opened the year with five straight 100-yard games and finished the season with 738 rushing yards on 168 carries with nine touchdowns. During his sophomore campaign, Williams tallied 299 yards on 64 rushes, scoring eight touchdowns for the national champion Crimson Tide.

PERSONAL: A sports fitness management major, Williams was named all-state by the Alabama Sportswriters Association as a senior when he led Blount High School in Mobile, AL, to the Class 5A state title. During his senior season, Williams rushed for 3,004 yards and 31 touchdowns, becoming the first player in Alabama prep history to rush for over 3,000 yards in a season.

Sh. WILLIAMS' COWBOYS TOTALS

| Year | Rushing | | | | | TD |
|----------|---------|------|------|------|----|----|
| | No. | Yds. | Avg. | Long | TD | |
| 1995 | 48 | 205 | 4.3 | 44 | 1 | |
| 1996 | 69 | 269 | 3.9 | 27 | 0 | |
| 1997 | 121 | 468 | 3.9 | 18 | 2 | |
| Totals | 238 | 942 | 4.0 | 44 | 3 | |
| Playoffs | | | | | | |
| 1995 | 11 | 33 | 3.0 | 10 | 0 | |
| 1996 | 17 | 67 | 3.9 | 20 | 0 | |
| Totals | 28 | 100 | 3.6 | 20 | 0 | |

ADDITIONAL STATISTICS

Passing: 1996 (1 att., 0 comp.)


| Year | No. | Receiving | | | Long | TD |
|--------|-----|-----------|------|----|------|----|
| | | Yds. | Avg. | TD | | |
| 1995 | 3 | 28 | 9.3 | 24 | 0 | |
| 1996 | 5 | 41 | 8.2 | 13 | 0 | |
| 1997 | 21 | 159 | 7.6 | 18 | 0 | |
| Totals | 29 | 228 | 7.9 | 24 | 0 | |

Playoffs

| | | | | | |
|------|---|---|-----|---|---|
| 1996 | 1 | 2 | 2.0 | 2 | 0 |
|------|---|---|-----|---|---|

SINGLE-GAME BESTS

Rush Yards - 79 vs. Arizona, 9/24/95
 playoffs - 67 vs. Minnesota, 12/28/96
 Rush Attempts - 19 vs. Carolina, 12/8/97
 playoffs - 17 vs. Minnesota, 12/28/96
 Long Rush - 44t vs. Arizona, 9/24/95
 Receptions - 7 vs. Tennessee, 11/27/97
 Receiving Yards - 56 vs. Tennessee, 11/27/97



Stepfret Williams

Wide Receiver

6'0" ★ 170 ★ 6/14/73

Northeast Louisiana

D-3b for '96

NFL: 3rd Year ★ Cowboys: 3rd Year



GAMES/STARTS (regular season, playoffs): 1996 (5/0, 0/0), 1997 (16/0). Total - 21/0, 0/0.

PRO: Although blessed with good speed (4.32 in the 40-yard dash) and hands, Stepfret Williams' work ethic is what made him into the receiver he is today, a dependable clutch player and one of Troy Aikman's "go-to-guys" on third down. In the Dallas offense, precise route running is critical, and Williams has shown the discipline that is necessary to succeed in the NFL. After a year learning from some of the best offensive talent in the NFL, Williams exploded onto the



scene on third downs in 1997, and with a new offensive system in place in 1998, the Cowboys will be looking for even bigger gains on the field from Williams this fall.

1997: After missing most of training camp with a strained left hamstring, Williams led the team with a career-high five receptions for a career-high 53 yards at Arizona (9/7) the second week of the season. That breakout game came on the heels of a rookie season that saw him record just one reception, and it was the beginning of a special year. Williams went on to record 30 receptions for the season, the best performance by Dallas's third receiver since Kelvin Martin had 32 catches in 1992. Of Williams' 30 receptions, 19 came on third down, the 12th best total in the NFC. Even more than the third-down receptions, was the fact that 15 of his final 22 receptions came on third down and gave Dallas a first down. For the year, 21 of his 30 catches gave the Cowboys a first down. In the fourth quarter against Philadelphia (9/15), Williams replaced Michael Irvin, who was suffering from leg cramps, and hauled in an 18-yard reception to help get Dallas into field goal range. He then drew a critical fourth down defensive pass interference penalty on the Cowboys final go-ahead scoring drive with 2:00 remaining in the game. All three of his receptions gave Dallas a first down on third down at the N.Y. Giants (10/5) as he finished the day with three catches for 40 yards. He had three more receptions the very next week, all on third down for first downs, at Washington (10/13). Williams recorded his first NFL touchdown with a two-yard catch from Troy Aikman against Jacksonville (10/19). For the third straight week, he had three catches to convert third downs for Dallas. He tied his career-high with five receptions for 36 yards at San Francisco (11/2), and he had a season-long 20-yard catch against Arizona (11/9) to convert a third down. Williams provided a clutch 12-yard reception to start the Dallas offense on the game-winning field goal drive against Washington (11/16) in a 17-14 come-from-behind win. His only catch at Green Bay (11/23) came on third down and gave Dallas a first down. He closed out the season with three catches for 32 yards, including a third down grab for a first down, against Carolina (12/8) and two receptions against the N.Y. Giants (12/21).

1996: Williams began to display his potential to the Cowboys in preseason, recording seven receptions for 77 yards and a touchdown. He also led the team with seven punt returns and seven kickoff returns (for a 20.0-yard average). After that strong showing in preseason, he saw his first action in the Cowboys home opener against the N.Y. Giants (9/8) but did not record a catch. He lined up as the third receiver at Philadelphia (9/30) with Irvin and Kevin Williams out of the line-up. He was inactive Weeks Nine through 15, but came back in the season finale at Washington (12/22) to record a 32-yard reception, his first career catch. He was then inactive for both playoff games. The first player from Northeast Louisiana ever drafted by the Cowboys, Williams was a third-round draft choice (94th player selected overall) and the 13th receiver taken.

COLLEGE: Williams managed to establish 15 school records, including career marks with 3,177 yards receiving, 33 touchdowns, 16 100-yard receiving games, and 11 catches of over 50 yards during his career at Northeast Louisiana. He was the first player to gain over 1,000 yards twice in a career, and he left NLU with the top two single-season yardage totals, two of the top four single-season reception totals and the top three single-season touchdown totals in school history. As a senior, Williams was 14th in the nation in receptions with a school record 66 and 12th in receiving yards with 1,056. He also had a school record 12 touchdowns (topping his own mark of 10 set in 1993 and 1994). Against Mississippi State, he had a career-high 12 catches and followed that with career-bests of 264 yards and four touchdowns against Nevada. His 264 receiving yards shattered the Indians previous record. As a junior, Williams was sixth in the country with a school-record 1,106 yards receiving and led the team with 57 catches. He also set a school record with six 100-yard performances, including five consecutive at one point. A unanimous All-Southland Conference selection as a sophomore, Williams led the SLC with 929 yards receiving. As a redshirt freshman in 1992, Williams' first career reception was good for a 43-yard score. In the NCAA Division I-AA playoffs, he had 86- and 32-yard touchdown receptions against Alcorn State. His 86-yarder set a stadium record for NLU and was the second-longest reception in school history.


PERSONAL: An all-state selection as a defensive back at Minden, LA, High School, Williams added all-district honors as a split end, recording 15 receptions for 350 yards as a senior. His father, Stepfret, Jr., was an assistant coach on the football team and is now the head football coach and principal at Minden High. Stepfret majored in accounting at Northeast Louisiana and earned Southland Conference all-academic honors.

St. WILLIAMS' COWBOYS TOTALS

| Year | Receiving | | | | | TD | Year | Punt Returns | | | | | |
|--------|-----------|------|------|------|----|----|------|--------------|----|------|------|------|----|
| | No. | Yds. | Avg. | Long | TD | | | No. | FC | Yds. | Avg. | Long | TD |
| 1996 | 1 | 32 | 32.0 | 32 | 0 | 0 | 1997 | 2 | 0 | 14 | 7.0 | 14 | 0 |
| 1997 | 30 | 308 | 10.3 | 20 | 1 | | | | | | | | |
| Totals | 31 | 340 | 11.0 | 32 | 1 | | | | | | | | |

SINGLE GAME BESTS

- Receptions - 5 @ Arizona, 9/7/97 and @ San Francisco, 11/2/97
- Receiving Yards - 53 @ Arizona, 9/7/97
- Long Reception - 32 @ Washington, 12/22/96
- Touchdowns - 1 vs. Jacksonville, 10/19/97



Darren Woodson

Safety

6'1" ★ 219 ★ 4/25/69

Arizona State

D-2b for '92

NFL: 7th Year ★ Cowboys: 7th Year

28

GAMES/STARTS (regular season, playoffs): 1992 (16/2, 3/0), 1993 (16/15, 3/3), 1994 (16/16, 2/2), 1995 (16/16, 3/3), 1996 (16/16, 2/2), 1997 (14/14). Total - 94/79, 13/10.

PRO: In each of the past four seasons, Darren Woodson has established himself as the NFL's premier strong safety. His consistency, athleticism, aggressiveness and ability to perform in the big game have put him in the elite level of performers in the NFL. And his versatility at playing both the run and pass at an extremely productive level have separated Woodson from the rest of the field at the strong safety position. In six NFL seasons, he has been selected to four Pro Bowls, played in three Super Bowls and has been named first team All-Pro three times. In 1996, he tied for the team lead in interceptions for the second time in his professional career. In 1995, he became the first Dallas defensive back to lead the team in tackles (144) since Bill Bates in 1988. In 1993, he established a Dallas single-season record for tackles by a defensive back (155). A converted college linebacker, Woodson is the complete NFL package at safety. He combines size (6-1, 219) and speed (4.4 in the 40-yard dash) with great football instincts and hitting ability. He has maintained the aggressive nature that he displayed as a college linebacker, but has used his quickness and speed to make a very smooth transition to the secondary. Woodson has finished first or second on the team in tackles in four of the last five seasons (1993-96), missing the 1997 season (fifth) when injuries kept him out of two starts. He also went over the 100 tackle mark for four consecutive seasons (1993-96), becoming the first Dallas player to accomplish that feat since Michael Downs (1983-86). In the Cowboys base defensive alignment, Woodson lines up at his usual strong safety position, but he has also shown great production when lining up at outside linebacker in certain nickel pass defenses—often covering a slot receiver. A very strong and sure tackler, Woodson has 21 double-figure tackle games in his career. His versatility and aggressive attitude makes him a very valuable special teams performer, where he has tallied a combined total of 27 tackles in the past two seasons. Although he has tremendous natural physical gifts, Woodson is one of the team's hardest workers in the offseason. His weight room work ethic is well documented, and his character and leadership ability make him a very valuable asset within the framework of the team. He has started 87 of the last 89 Cowboys games, including playoffs. Shortly after the 1995 season ended, Jerry Jones signed Woodson to a long-term contract that all but assures that he will finish his playing career as a Cowboy. Woodson's next selection as an All-Pro will enable him to earn that honor as many times (four) as Mel Renfro (1965, 1967, 1969 and 1971) and Cliff Harris (1975-1978), who were each named All-Pro four times during their Dallas careers. Renfro earned a fifth All-Pro selection as a cornerback in 1973.

1997: Although Woodson's season was affected by injuries, causing him to miss two regular season starts for the first time in his career, he was still recognized as the game's very best strong safety, earning his fourth consecutive spot on the NFC Pro Bowl squad. For the first time since becoming a full-time starter in 1993, Woodson missed a pair of games due to injury. From week No. 2 of 1993 through week No. 7 in 1997, Woodson had started 80 straight games (including playoffs), but that streak came to an end when he was forced to miss the game at Philadelphia (10/26) with a hyperextended right knee. It was the first time he had not suited up in a game in his career (100 consecutive games). He also missed the Thanksgiving Day game against Tennessee with a sprained right shoulder. Woodson's ability to play through injuries in 1997 earned him the Dallas Cowboys Unsung Hero Award from the NFL Players Association. Despite the two missed games, he still finished the year fifth on the team with 97 tackles, while also leading the team in forced fumbles with three. He also tied for the team lead in fumble recoveries with two. In the loss at Arizona (9/7), he had a career-high two forced fumbles and logged seven tackles. His second quarter sack and forced fumble came on a blitz of Cardinal QB Kent Graham, and the fumble was returned four yards for a touchdown by Chad Hennings. The next week, he led the team with 11 tackles against Philadelphia (9/15) as the Dallas defense limited the Eagles to 5.8 yards-per-pass play and 13 points on offense. Two weeks later, Woodson recorded his first interception of the season and set up a Dallas field goal against Chicago (9/28), while adding six tackles on the day. At Washington (10/13), Woodson tied for fourth on the team (second among defensive backs), with eight tackles despite suffering a hyperextended right knee in practice the Thursday before the game. He also forced a Redskins fumble that Dexter Coakley returned 16 yards for a touchdown. In the victory over Jacksonville (10/19), he registered four tackles before re-aggravating his hyperextended right knee early in the third quarter and leaving the game. After sitting out the Eagles game the next week, Woodson returned to the starting lineup at San Francisco (11/2) and was



second on the team with a season-high tying 11 tackles. He also led the team with two special teams tackles and recovered a fumble at the Cowboys 17 yard-line to end a potential 49ers scoring drive late in first half. At Green Bay (11/23), he logged five tackles despite suffering a strained right shoulder in the second quarter. He returned to the game until midway through the fourth quarter, but the shoulder injury kept him out of the Thanksgiving Day game with Tennessee (11/27) four days later. At the conclusion of the season, Woodson underwent an exploratory arthroscopic debridement of his right shoulder by Dr. James Andrews on Jan. 14 in Birmingham, AL.

1996: Woodson capped another stellar season with his second consecutive All-Pro selection by the Associated Press and Pro Football Writers and his third straight Pro Bowl appearance. For the second time in his career, he tied for the team lead in interceptions (5, with Kevin Smith), matching the career-high number of interceptions he collected in 1994 when he shared the team lead with James Washington. He was also second on the team in tackles-the leader among defensive backs-with 118 stops. Woodson topped the 100-tackle mark for the fourth consecutive season, becoming the first Dallas player to accomplish that feat since Michael Downs (1983-1986). He finished the year ranked second on the team in both special teams tackles (18) and passes defended (10). Woodson also compiled a career-high total for sacks with three - marking the most sacks by a Dallas defensive back since Kenny Gant had three in 1992. In the season opener at Chicago (9/2), Woodson tied for the team lead among defensive backs with eight tackles, while also recovering a fumble that set up Dallas' first field goal. In the loss at Buffalo (9/22), Woodson picked up his first interception of the year while helping limit the Bills to just 89 yards passing. The next week at Philadelphia (9/30), he led the team with 11 tackles while recording his first sack of the year. In the Cowboys win over Atlanta (10/20), Woodson led the team with a season-high 17 tackles. He received a game ball for his performance against the Falcons after also recording two passes defended and a tackle for lost yardage. Woodson was the team leader in tackles with eight stops at San Francisco (11/10). He also registered a sack and intercepted a third quarter Elvis Grbac pass to set up a Dallas field goal. In the Monday night victory over Green Bay (11/18), Woodson helped limit the Packers offense to 254 total yards, and he intercepted Brett Favre's two-point conversion pass attempt in the fourth quarter. Woodson recorded his third interception of the year with a fourth quarter theft of Boomer Esiason at Arizona (12/8) that he returned to the Cardinals 24-yard line to set up a Dallas field goal. The following week, he picked off two Drew Bledsoe passes against New England (12/15), marking the second time in his career he has had a multiple interception game (vs. Arizona, 10/9/94). In the win over the Patriots, he also led the team with nine tackles and forced a Curtis Martin fumble on third-and-one from the Dallas 16-yard line to stop a scoring drive in the second quarter. Later in the third quarter, he returned an interception 21 yards to the Patriots four-yard line to set up a Dallas field goal. His fourth quarter interception ended the Patriots chances with 2:22 remaining. In the playoff loss at Carolina (1/5/97), Woodson picked up his second career postseason interception on the Panther's opening drive of the game - setting up a Dallas field goal.

1995: Darren Woodson's fourth NFL season was somewhat of a "dream season" for the Cowboys most decorated defensive player. He closed the year in his hometown of Phoenix, playing in Super Bowl XXX in the same Sun Devil Stadium where he starred at Arizona State. Along the way to the Super Bowl, Woodson was a consensus All-Pro selection at strong safety for the second consecutive year, and he earned his second straight starting berth in the Pro Bowl. In doing so, Woodson became the first Dallas defensive back to earn consecutive All-Pro honors since Everson Walls (1982-83). Woodson also became the first Dallas safety to make back-to-back Pro Bowl trips since Cliff Harris in 1978-79. He led the 1995 Cowboys with 144 tackles, and became the first defensive back to top the team tackle list since Bill Bates in 1988. He enjoyed his most productive all-around day of the year in the loss at Washington (10/1). Woodson led the team with 15 tackles and returned an interception 37 yards for a touchdown, marking his second career interception return for a score. He also forced a fumble and had a tackle for a loss in the defeat at RFK. In the Cowboys 34-21 win over the Raiders in Oakland (11/19), Woodson recorded a season-high 16 tackles, including a career-high tying 11 solo stops. He also had two passes defended and a key interception at the Raiders four-yard line that stopped a fourth quarter drive. His other top tackling performances came in the following regular season games: at Minnesota (12 stops, earning a game ball on 9/17), San Francisco (10 tackles on 11/12), at Philadelphia (14 stops on 12/10) and against the New York Giants (12 stops on 12/17). In addition to leading the team in tackles during the regular season, Woodson also led the team with 23 postseason tackles, including a team-high 11 stops against Pittsburgh in Super Bowl XXX (1/28/96). In the divisional playoff win over Philadelphia (1/7/96), his hit on Eagles quarterback Rodney Peete forced Peete to leave the game with a concussion. Woodson joined Shante Carver as the two former ASU Sun Devils to play for the Cowboys on their college field at Super Bowl XXX.

1994: Woodson's rapid climb to the top level of NFL safeties reached the summit in 1994 - his third year in the NFL and second year as a starter. He was a consensus All-Pro, and he tied for the Cowboys' team lead in interceptions while becoming the first Dallas defensive back to be selected as a Pro Bowl starter since Everson Walls (1985). Woodson's five interceptions ranked fifth in the NFC and 10th in the NFL and were the most by a Dallas safety since Michael Downs had six in 1986. Woodson recorded his second straight 100-plus-tackle season by finishing the year second on the club with 113 stops. He also tied for third on the team in passes



defensed with 12. Woodson got off to a blazing start by earning game balls in six of the Cowboys first seven games. Those games and his performances are as follows: at Pittsburgh (9/4) - in the season opener, Woodson received a game ball after his seven tackles helped hold the Steelers to 126 yards in total offense. Against Houston (9/11) - he picked up a game ball after recording 13 tackles playing middle linebacker in the Cowboys 45 and nickel defenses. He also picked up his first career regular season interception against Houston. At Washington (10/2) - he earned a special teams game ball by forcing a fumble on the opening kickoff and tying for the team lead in special teams tackles with two. Against Arizona (10/9), he led the team in tackles with seven and recorded two interceptions that led to Dallas touchdowns in the Cowboys 38-3 win. It was the first multiple interception game of Woodson's career. Against Philadelphia (10/16) - after leading all Dallas defensive backs with six tackles, Woodson also returned a third quarter interception 26 yards to set up a Cowboys touchdown. At Arizona (10/23) - Woodson registered a season-high 15 tackles. Woodson was named the NFC's Defensive Player of the Week after making the play-of-the-game in the Cowboys' NFC East clinching victory at Philadelphia (12/4). In addition to recording nine tackles on the day, Woodson stepped in front of a fourth quarter Randall Cunningham pass and raced 94 yards for a touchdown to ensure the Cowboys 31-19 victory. It was the third longest interception return in club history. He recovered his only fumble of the year at Cincinnati (10/30). Despite earning All-Pro honors at safety, Woodson remained one of the Cowboys top special teams performers in 1994, tying for third on the team in special teams tackles with 23.

1993: As a second-year player, Woodson earned a starting job at strong safety in training camp and then nearly won the team's individual tackle title by collecting 155 stops - just four shy of team leader, Ken Norton. Woodson's 155 tackles were the most ever by a Dallas defensive back. Moreover, with eight double-digit tackle games in 1993, he joined Eugene Lockhart (16 in 1989) as only the second Dallas player to register at least seven double-figure tackle games in a season (since game-by-game records were kept in 1984). He led the Cowboys in fumble recoveries with three (while forcing another) and contributed four tackles for lost yardage totaling 13 yards. He enjoyed an all-time game in the regular season finale at Giants Stadium (1/2/94) - collecting a career-best 19 tackles (the most ever by a Dallas defensive back in a single game) and one fumble recovery. His 19 tackles against the Giants tied him for second place on the Cowboys all-time single-game tackle list. For the regular season, Woodson averaged 9.7 tackles-per-game, but over the course of the last nine games, he contributed an outstanding 11.8 tackles-per-game. That stretch included the Cowboys' four games in the month of November where Woodson turned in double figure tackle totals in all four games and 48 total stops. He closed the month of November with 15 tackles against Miami on Thanksgiving Day (11/25). He was the team's leading tackler in the playoffs with 27 stops, easily outdistancing Norton (22). He also registered his first professional interception in the playoffs against Green Bay (1/16/94), and he recovered a fumble in Super Bowl XXVIII against the Bills (1/30/94). Woodson missed the opener at Washington (9/6) as he was still recovering from a fractured right forearm.

1992: Although Woodson was a second-round draft choice of the Cowboys (37th overall) in 1992, his play in the nickel pass defense caught almost everyone by surprise. It was thought that the switch he faced, moving from linebacker at Arizona State to strong safety in the NFL, would take a longer period of time for adjusting. Instead, he quickly became the club's draft surprise. Woodson became a major contributor to the defense while leading the special teams with 19 tackles. In 16 games, he recorded 33 tackles (28 solo), second among Dallas' rookies. Included was a season-high six stops in a start against the Run-and-Shoot offense at Atlanta (12/21). His first NFL start came in a pass situation defense at Detroit (11/8). Two weeks later at Phoenix (11/22), he had five solo tackles, his high of the season. Against Chicago (12/27), Woodson's first NFL sack forced a first-quarter fumble at Chicago's 30-yard line, but the Bear's recovered. Against Philadelphia (1/10/93) in the playoffs, he forced a fumble at the Eagles' 25-yard line to set up a Dallas field goal at the end of the first half. His standout play on special teams included a game ball for the 27-0 win over Seattle (10/11).

COLLEGE: An All-PAC 10 second-team selection his senior season and honorable mention All-America as a junior, Woodson played linebacker at Arizona State. Coming out of high school, he didn't have the grades to accept a football scholarship from ASU, so he started his career as a walk-on and quickly developed a reputation for being one of the fiercest hitters in the country. As a sophomore in 1989, he had a career-high 16 tackles against Stanford en route to his single-season high of 122 tackles (79 solo). Of his five career interceptions, three came in his senior season.

PERSONAL: Woodson served as the Dallas Cowboys spokesman in a United Way public service announcement that was televised nationally throughout the 1996 season. Darren Ray Woodson was a first-team All-Metro Division AAA linebacker and running back at Maryvale High School in Phoenix, AZ, and earned first team all-city honors as a linebacker and second team recognition as a running back his final season. Darren ran for a career-high 225 yards and six touchdowns against Kofa High in Yuma, AZ, tying a Phoenix Metro game record and setting a school mark. He earned three letters in football and served as team captain his senior year. He received his degree in criminal justice at Arizona State.



WOODSON'S COWBOYS TOTALS

| Year | Tackles | | | Sacks | Tkl/ Loss | QB Press. | Passes Def. | For. Fum. | Special Teams | | |
|---------------------------|---------|------|------|----------|--------------|-------------------------------------|----------------|--------------|---------------|------|------|
| | Solo | Ast. | Tot. | | | | | | Solo | Ast. | Tot. |
| 1992 | 28 | 5 | 33 | 1.0(-9) | 1(-4) | 1 | 4 | 1 | 14 | 5 | 19 |
| 1993 | 89 | 66 | 155 | 0.0(0) | 4(-13) | 1 | 4 | 1 | 1 | 1 | 2 |
| 1994 | 69 | 44 | 113 | 0.0(0) | 3(-3) | 0 | 12 | 1 | 16 | 7 | 23 |
| 1995 | 90 | 54 | 144 | 0.0(0) | 6(-11) | 3 | 8 | 1 | 6 | 3 | 9 |
| 1996 | 70 | 48 | 118 | 3.0(-17) | 5(-9) | 3 | 10 | 2 | 12 | 6 | 18 |
| 1997 | 45 | 52 | 97 | 2.0(-24) | 3(-4) | 0 | 5 | 3 | 7 | 2 | 9 |
| Totals | 391 | 269 | 660 | 6.0(-50) | 22(-44) | 8 | 43 | 9 | 56 | 24 | 80 |
| Playoffs | | | | | | | | | | | |
| 1992 | 10 | 4 | 14 | 0.0(0) | 0 | 1 | 1 | 1 | 3 | 2 | 5 |
| 1993 | 16 | 11 | 27 | 0.0(0) | 1(-4) | 0 | 2 | 0 | 2 | 0 | 2 |
| 1994 | 9 | 5 | 14 | 0.0(0) | 0 | 0 | 1 | 0 | 0 | 1 | 1 |
| 1995 | 18 | 5 | 23 | 0.0(0) | 1(-1) | 2 | 1 | 0 | 2 | 0 | 2 |
| 1996 | 8 | 4 | 12 | 0.0(0) | 1(-1) | 0 | 1 | 0 | 1 | 2 | 3 |
| Totals | 61 | 29 | 90 | 0.0(0) | 3(-6) | 3 | 6 | 1 | 8 | 5 | 13 |
| Pass Interceptions | | | | | | Opponents' Fumbles Recovered | | | | | |
| Year | No. | Yds. | Avg. | Long | TD | Year | No. | Yds. | Avg. | Long | TD |
| 1994 | 5 | 140 | 28.0 | 94t | 1 | 1993 | 3 | 0 | 0.0 | 0 | 0 |
| 1995 | 2 | 46 | 23.0 | 37t | 1 | 1994 | 1 | 0 | 0.0 | 0 | 0 |
| 1996 | 5 | 43 | 8.6 | 21 | 0 | 1997 | 2 | 0 | 0.0 | 0 | 0 |
| 1997 | 1 | 14 | 14.0 | 14 | 0 | Totals | 6 | 0 | 0.0 | 0 | 0 |
| Totals | 13 | 243 | 18.7 | 94t | 2 | Playoffs | | | | | |
| Playoffs | | | | | | | | | | | |
| 1993 | 1 | 5 | 5.0 | 5 | 0 | 1993 | 1 | 0 | 0.0 | 0 | 0 |
| 1996 | 1 | 0 | 0.0 | 0 | 0 | | | | | | |
| Totals | 2 | 5 | 2.5 | 5 | 0 | | | | | | |

SINGLE-GAME BESTS

Total Tackles - 19 @ N.Y. Giants, 1/2/94

Solo Tackles - 11 twice, @ N.Y. Giants, 1/2/94; and @ Oakland, 11/19/95

Assists - 9 vs. Atlanta, 10/20/96

Interceptions - 2 twice, vs. Arizona, 10/9/94; and vs. New England, 12/15/96

Passes Defensed - 3 twice, vs. Arizona, 10/9/94; and vs. New England, 12/15/96

Forced Fumbles - 2 @ Arizona, 9/7/97

Other Cowboys With Pro Experience

Mike Kiselak, a 6-3, 300-pound center/guard from Maryland, played for the Toronto Argonauts of the CFL in 1996-97, where he was named the CFL's Most Outstanding Offensive Lineman both seasons. He played with the CFL's San Antonio Texans in 1995 and the Sacramento Gold Miners in 1993. Kiselak went to training camp with the Houston Oilers in 1992, but was released during camp. He went to camp with the New York Giants in 1991, but was released during camp. He was a fourth-round draft pick of the WFLAF San Antonio Riders in 1991 after going to training camp with the Kansas City Chiefs in 1990. He was released by the Chiefs during camp. Kiselak began his collegiate career as a defensive tackle before moving to offensive tackle prior to his junior season. He was a three-year letterman as an offensive and defensive tackle at Pine Bush, NY, High School. Kiselak, born March 9, 1967, was also a two-year letterman in baseball.

John Jones, a 6-1, 325-pound offensive lineman from Kansas, went to training camp with the Denver Broncos in 1997, but he was released at the end of camp. He played for the Rhein Fire of NFL Europe during the spring of '97 after finishing the 1996 season on the Broncos' practice squad (signed Oct. 31, 1996). Prior to joining Denver, he went to camp with Dallas in 1996 before signing to the practice squad and being released Sept. 12. He spent the 1995 season on the Cowboys practice squad. As a senior in 1994, Jones led the way as the Kansas running game averaged 247.1 yards-per-game. He earned All-Big Eight honors after the Jayhawks averaged 231.9 rushing yards-per-game his junior year. As a sophomore, Kansas averaged 232.1 rushing yards while he earned All-Big Eight honors. He worked his way into the starting lineup with two games remaining in his redshirt freshman season. He was selected All-North Valley Conference, all-city and all-area as a senior at Kennedy High School in Los Angeles. Jones, a team captain, was selected Kennedy's Most Inspirational Player, Most Valuable Offensive Lineman and Scholar-Athlete. Born Dec. 8, 1972, John and wife Daphne have a son, John, Jr.

Max Knake, a 6-1, 210-pound quarterback from Texas Christian University, went to training camp with the Cowboys in 1997, but he was released at the end of camp. He went to camp with the Winnipeg Blue Bombers of the CFL in 1996, but he was released prior to the season. Knake rewrote the TCU passing record books during his four years as a Horned Frog, establishing TCU career records for touchdown passes (49), completions (622) and passing yardage (7,370), among others. As a senior, he completed 199-of-369 passes for 2,237 yards, 10 touchdowns and 13 interceptions. He was 184-of-316 for 2,624 yards, 24 touchdowns and seven interceptions as a junior. He finished 207-of-357 for 2,130 yards with 12 touchdowns and 14 interceptions as a sophomore and 32-of-73 for 379 yards with three touchdowns and three interceptions as a freshman. As a senior at McKinney, TX, High School, he passed for 2,955 yards and 33 touchdowns. Knake (pronounced nah-KEE) was born on April 11, 1973.




Todd Perkins, a 6-4, 295-pound offensive lineman from Texas A&M-Kingsville, went to training camp with the Atlanta Falcons in 1997, but he was released during camp. Following his senior season at A&M-Kingsville, he finished fifth in voting for the Harlon Hill Award, given annually to the NCAA Division II Player of the Year. He was named All-Lone Star Conference three times while earning his degree in business. During his sophomore season in 1994, A&M-Kingsville led the nation in scoring for Division II teams and played in the Division II national championship game. Perkins, born July 10, 1973, played football and baseball at Mt. Pleasant, TX, High School and was named all-district for his work on the offensive line.

Bobby Rodriguez, a 5-11, 237-pound fullback from Houston, signed with New Orleans but was released prior to camp in 1997. As a senior at Houston in 1995, he appeared in every game blocking for Antowain Smith, the Buffalo Bills 1997 first-round draft choice, while recording three special teams tackles. He started five games at fullback as a junior, carrying the ball once while recording two special teams tackles. He started four games at fullback in 1993 and did not have any carries after changing to fullback from linebacker during spring practice. He appeared in two games as a redshirt freshman linebacker in 1992. He was a two-time Texas Christian Interscholastic League Class 4A Defensive Player of the Year and all-greater Houston selection at St. Thomas High School in Houston, TX. He also lettered in basketball and track. Robert Cruz Rodriguez, born Nov. 4, 1972, was a political science major. He and wife Rachel live in Irving, TX.

Sean Simms, a 6-2, 245-pound tight end from Nevada-Reno, went to training camp with the Cowboys in 1997, but he was released at the end of camp. He was signed to the Dallas practice squad for the final two games of the '97 season. He started nine games as a senior at Nevada-Reno, catching 18 passes for 245 yards (13.6 avg.) and six touchdowns, including a 38-yard score against California and a 16-yard touchdown against Kent. As a junior, he totaled seven receptions for 97 yards (13.9) and started three games. He lettered twice at Santa Barbara, CA, City College before transferring to Nevada. Simms was an All-Channel League selection and County All-Star Game Most Valuable Player at Santa Barbara, CA, High School. Simms, born July 5, 1974, added all-league honors in baseball at Santa Barbara High.


Brett Williams, a 6-4, 263-pound defensive end from Clemson, went to training camp with Dallas in 1997, but was released at the end of camp. He spent the '97 season on the Seattle Seahawks practice squad. Williams started every game at weakside defensive end as a senior at Clemson, recording 59 tackles, 4.5 sacks, eight tackles for losses and nine quarterback pressures. He started seven games at weakside linebacker as a junior, registering 27 tackles, five tackles for losses, seven pressures and half a sack. He totaled 31 tackles, nine tackles for losses, seven pressures, four sacks and two passes defended as a sophomore reserve defensive end. As a redshirt freshman in 1993, he was a reserve outside linebacker who made 28 tackles, six tackles for losses, five pressures, two passes defended and 2.5 sacks. Williams, born Oct. 15, 1973, was a *SuperPrep* and *USA Today* All-America selection, while adding all-state, Most Valuable Defensive Player and Class 1-AAA Player of the Year honors at Dougherty High School in Albany, GA. He also averaged 10 points and 12 rebounds-per-game as a forward on the basketball team.



Cowboys
linebackers
Dexter
Coakley (52)
and Fred
Strickland
(55).



Cowboys Draft Choices



Greg Ellis

Defensive End

6'6" ★ 283 ★ 8/14/75

North Carolina
D-1 for '98



In using their highest draft pick since 1991, the Dallas Cowboys selected a defensive end that should provide stability, productivity and consistency for some years to come. Greg Ellis has a track record for productive results on the collegiate level, and he will be given every opportunity, at an early stage in his pro career, to succeed and contribute in the NFL.

In researching the consensus first-team All-America from the University of North Carolina, the Cowboys found an outstanding competitor who also has unmatched character. His size (6-6, 283) and long arms (34") offer a powerful compliment to his speed (4.76) and tenacity. Add intelligence and an ability to accept and understand coaching at the professional level, and the picture of Ellis as a rookie contributor becomes more clear. In addition, the Dallas coaches believe he has a chance to be a solid 300-pound pass rushing end who can also be effective in the running game.

None of these attributes or projections come as a surprise to anyone who followed Ellis' career with the Tar Heels. With 32.5 career sacks, Ellis is the all-time sack leader at the same school that also produced Lawrence Taylor. As a senior, he was named first-team All-America by the Associated Press, Walter Camp, *Football News* and the American Football Coaches Association. In addition, he was also a finalist for the Lombardi Award, a semi-finalist for the *Football News* National Defensive Player of the Year Award and a first-team All-ACC selection for the third straight season.

In leading his team to a 10-1 regular season record and a win over Virginia Tech in the Gator Bowl, Ellis collected 87 tackles (47 solos), nine sacks and 32 quarterback pressures. Ellis turned in a season-high 14-tackle performance in a win over TCU. He tied that tackle total and added nine pressures in a 50-14 win over Duke. He added another double-digit performance with 10 tackles and two sacks in a 20-7 win over N.C. State.

As a junior, Ellis was named second-team All-America by *The Sporting News*, while also being selected first-team All-ACC for the second straight year. Ellis was named a co-captain for the 1996 Tar Heel squad that finished the regular season 9-2 and added a 20-13 win over West Virginia in the Gator Bowl. He closed his junior season with 62 tackles (36 solos) and a school record 38 quarterback pressures, topping the previous mark of 27 that was set by long-time NFL star William Fuller in 1979. Ellis' 12.5 sacks for the season ranked second on the Tar Heels all-time single season list behind only Lawrence Taylor, who piled up 16 sacks in 1979. Ellis' consistency was evident in 1996, when he compiled a streak of seven straight games with at least one sack. He also registered at least one tackle for lost yardage in each of the last nine games.

He turned in a season-high sack total of three in a 28-10 win over Louisville, and he also had 2.5 sacks for losses totaling 33 yards in the Tar Heels 52-20 defeat of rival N.C. State.

In 1995, Ellis became the first North Carolina sophomore to be named first-team All-ACC since Reuben Davis in 1985. In starting all but one of the team's regular season games, Ellis was also named honorable mention All-America by U.P.I. while helping guide the Heels to a 6-5 record and a win over Arkansas in the Carquest Bowl. For the year, he recorded 71 tackles and seven sacks. Ellis made his presence known in the third week of the season at Louisville, recording eight tackles (two for losses), four deflected passes, two sacks and one forced fumble en route to being named ACC Defensive Player of the Week. The following week, he was the Tar Heels Player of the Game against Ohio University after contributing 13 tackles and two sacks. Just one week later, in a big win over rival Virginia, Ellis was again named ACC Defensive Player of the Week with 11 tackles, three sacks and a forced fumble in the 22-17 UNC win.

As a back-up defensive end during his redshirt-freshman year, Ellis played in all but one game and ranked second on the team in sacks with four. On the year, he also broke up three passes and registered five tackles for lost yardage as the Tar Heels finished the season with an 8-3 mark and lost to Texas in the Sun Bowl.


A 1993 graduate of East Wake High School in Wendell, N.C., Ellis was an all-state selection as a tight end and a defensive end. During his high school career, he intercepted five passes and returned all of them for touchdowns. He also blocked four punts and returned two of them for scores. An outstanding basketball player, Ellis was selected to play in the North Carolina East/West Shrine Game. *The Greensboro News and Observer* also voted him the Male High School Athlete of the Year in 1993.

Gregory Lemont Ellis was born on Aug. 14, 1975 in Wendell, N.C. He received his degree in communications studies at UNC, where he was also a member of the junior varsity basketball team as a sophomore. Ellis' wife, Tangie, was his high school sweetheart.



ELLIS' NORTH CAROLINA TOTALS

| Year | Solo | Tackles | | Sacks | Tkl/ Loss | QB Press. | Passes Def. | For. Fum. | Fum. Rec. |
|-------|------|---------|------|-------------|--------------|--------------|----------------|--------------|--------------|
| | | Ast. | Tot. | | | | | | |
| 1994 | 13 | 11 | 24 | 4.0 (-27) | 5(-29) | 2 | 3 | 1 | 1 |
| 1995 | 38 | 33 | 71 | 7.0 (-62) | 9(-64) | 11 | 7 | 2 | 1 |
| 1996 | 36 | 26 | 62 | 12.5 (-99) | 18(-121) | 38 | 1 | 2 | 1 |
| 1997 | 47 | 40 | 87 | 9.0 (-65) | 18(-79) | 32 | 3 | 1 | 1 |
| Total | 134 | 110 | 244 | 32.5 (-270) | 50(-293) | 83 | 14 | 6 | 4 |



Flozell Adams

Tackle

6'7" ★ 335 ★ 5/10/75

Michigan State
D-2 for '98



With Erik Williams and Larry Allen manning the tackle positions in the second round of the 1998 draft (38th overall). But when the opportunity came to draft a player who stands 6'7" tall, is a solid 335 pounds of hulk, and has been compared to a "road-grader" by his Michigan State head coach Nick Saban, Dallas could not pass.

Another even more impressive comparison came from two defensive standouts on the University of Michigan's national champion team. All-America linebacker Sam Sword described Adams this way: "He's knocking people everywhere. I think he's very similar to Orlando Pace." Glen Steele, a defensive lineman and fourth-round draft choice of the Cincinnati Bengals, had this to say about the play of Adams, "He's a big guy, very strong, and he can really move his feet. The only guy I can really think of to compare him with is Orlando." That's not bad company for an offensive lineman to get thrown in with.

To reinforce just how highly the Dallas personnel and coaching staff thought of Adams, consider that he was drafted with the 38th overall choice. That is the highest Dallas has drafted an offensive lineman since Howard Richards was taken with the 26th pick in the 1981 draft.

Adams spent three years in the starting line-up for Michigan State, and during that time, the Spartans went to three straight bowl games for only the second time in school history. They also had a running back top the 1,000-rushing yard mark each season. Adams started the final 28 games of his career at tackle, and in 34 career starts, he helped a Spartan running back reach the 100-yard mark 21 times.

As a senior, Adams moved from right tackle to left tackle and helped MSU to a 7-5 record and an Aloha Bowl berth. Along the way, he picked up All-America honors from Walter Camp, Associated Press (second team) and *Football News* (second team), and he was named the Big Ten Offensive Lineman of the Year by the league's head coaches. One of four offensive linemen who were semi-finalist for the Outland Trophy and Lombardi Award, Adams earned postseason invitations to the East-West Shrine Game and Senior Bowl all-star games. Adams was a devastating blocker all season on an offensive line that cleared the way for running back Sedrick Irvin to record his second-straight 1,000-yard rushing season and allowed the fewest sacks in the Big Ten - 13 in 307 pass attempts.

Despite playing most of his senior season with a high sprain in his left ankle - suffered on the second play of the season opening win against Western Michigan - Adams surrendered just two sacks on the year. He was a consistent force in a Spartan running attack that averaged 200 yards-per-game. In a 23-7 win over Notre Dame, Adams registered 14 knockdown blocks as MSU ran the ball for 222 yards on the day, and he added 11 more knockdowns as the Spartans exploded for 445 yards against Minnesota. Adams also had a hand in paving the way for 284 rushing yards in a 38-6 win over Indiana. He saved his best for last, recording six pancake blocks in a 49-14 win against Penn State as the Spartans gained 452 yards on the ground, the most ever allowed by the Nittany Lions.

A second-team All-Big Ten selection as a junior, Adams started all year at right tackle and compiled 112 knockdown blocks for an offense that produced eight 200-yard rushing performances for the season. A Spartan running back also reached the 100-yard mark in eight games during the season. Adams helped MSU rank second in the Big Ten and 28th in the NCAA in total offense, averaging nearly 400 yards-per-game. He began the season with key blocks on two touchdown plays as the Spartans gained 472 yards en route to a 52-14 win over Purdue. He also produced big days blocking as the Spartans rolled up 486 yards in a win over Illinois and 500 yards in a victory over Indiana.


Adams first earned All-Big Ten (second team) honors as a sophomore, starting all season at right tackle. He shared the Tommy Love Award, given to the team's most improved player, with wide receiver Muhsin Muhammad. It was as a sophomore that Adams first displayed signs of becoming one of college football's premier blockers. In a 27-21 win over Illinois, Adams recorded eight knockdown blocks, including one against future Arizona first-round draft choice



Simeon Rice to open a hole on Scott Greene's one-yard touchdown run. When the dust had settled, MSU finished the day with 239 yards on the ground and Adams had emerged as an offensive tackle the Big Ten would have to reckon with for three long years. He threw a key block to give Tony Banks time to toss the game-winning 25-yard touchdown pass in a 28-25 win over Michigan.

After redshirting in 1993, Adams saw action in six games during the 1994 season on offense. He was also inserted into the defensive line in goal-line situations in three games.

A high school All-America and all-state selection as a two-year starter on the offensive line at Proviso West High School in Maywood, IL, Adams also lettered three times in wrestling and four times in track (shot put). He advanced to the state heavyweight finals as a junior wrestler. Adams earned his degree in criminal justice from Michigan State, and is a cousin of Seattle SuperSonics guard Hersey Hawkins.



Michael Myers

Defensive Line

6'2" ★ 286 ★ 5/10/75

Alabama
D-4 for '98



When the Cowboys were preparing to make their fourth round pick (100th overall) in the 1998 NFL Draft, they were amazed that Michael Myers had lasted to that point in the draft. It took no time at all to select Myers, who coaches think will have an immediate impact as a rookie along the defensive line. He is a physical run stuffer who is extremely quick off the snap, and he holds his ground firmly when facing multiple blockers.

Myers was a preseason All-America and All-SEC selection as a senior at Alabama, and he started the season with five tackles and half a sack against Vanderbilt. He missed the remainder of his senior season following a NCAA imposed suspension.

A two-time JUCO All-America, Myers made the jump to big-time college football with a splash, earning All-America honors from *The Sporting News* and consensus All-Southeastern Conference accolades in his first season at Alabama. He recorded 66 tackles, 24 quarterback pressures, 13 sacks, eight tackles for losses, three passes defended and two fumble recoveries. His 13 sacks rank third in school history behind Derrick Thomas' 18 in 1987 and 27 in 1988. He opened his junior campaign with four stops, two pressures, a sack and a fumble recovery against Bowling Green. Against Southern Mississippi in his first start at 'Bama, he totaled four tackles, three pressures, three tackles for losses and two sacks. He registered a season-high nine tackles, two pressures and a sack against Vanderbilt. Two weeks later, Myers recorded eight tackles and two tackles for losses against Kentucky before tallying five pressures and a sack at North Carolina State. Against Mississippi, he had four stops, four tackles for losses, three pressures, a sack and a pass broken up, and he was credited with three pressures and a sack at Tennessee. At LSU, he registered six tackles, three pressures and two tackles behind the line of scrimmage. He tied his season-high with nine stops at Mississippi State to go with two stops for losses and a sack. He totaled seven tackles and a pair of tackles for losses against Auburn before totaling eight tackles and two stops for losses against Michigan in the Outback Bowl.


Myers was a two-time JUCO All-America choice at Hinds, MS, Junior College before transferring to Alabama. He recorded 63 tackles, 27 quarterback pressures, 16 tackles for losses, eight sacks, five forced fumbles, five passes defended and three fumble recoveries as a sophomore. He established a school record when he recorded 20 sacks as a freshman, while also registering 46 tackles, 25 pressures, 14 tackles for losses, three passes defended, three forced fumbles and two fumble recoveries.

Myers, the eighth Alabama player ever drafted by the Cowboys, is just the second Crimson Tide defensive player ever selected by Dallas, and he is the third 'Bama player selected by Dallas since 1993 -- Derrick Lassic, 1993 and Sherman Williams, 1995.

The Human Performance major was an all-state and all-region selection as a senior at Vicksburg, MS, High School, where he also was a member of the basketball team.

MYERS' COLLEGIATE TOTALS

| Year | Solo | Tackles Ast. | Tot. | Sacks | QB Press. | Tkl/ Loss. | Passes Def. | For. Fum. | Fum. Rec. |
|---------------------|------|-----------------|------|-------|--------------|---------------|----------------|--------------|--------------|
| 1994 (Hinds)..... | 31 | 15 | 46 | 20.0 | 14(-63) | 25 | 3 | 3 | 2 |
| 1995 (Hinds)..... | 40 | 23 | 63 | 8.0 | 16(-67) | 27 | 5 | 5 | 3 |
| 1996 (Alabama)..... | 49 | 17 | 66 | 13.0 | 8(-64) | 24 | 3 | 0 | 2 |
| 1997 (Alabama)..... | 2 | 3 | 5 | 0.5 | 0 | 1 | 0 | 0 | 0 |
| Totals..... | 122 | 58 | 180 | 41.5 | 38(-194) | 77 | 11 | 8 | 7 |



Darren Hambrick

Linebacker

6'2" ★ 216 ★ 8/30/75
 South Carolina
 D-5a for '98



As Cowboy coaches watched Darren Hambrick play, they couldn't help but notice how he fit the mold of the kind of linebackers Dallas has drafted in the past. His speed, range and aggressiveness are similar to that of Darrin Smith, Randall Godfrey and Dexter Coakley, all drafted by Dallas, so the Cowboys selected him with the seventh pick in the fifth round (130th overall). Hambrick is an athletic linebacker who is very instinctive and has the ability to cover tight ends and running backs in pass patterns. His style of play should not only provide the Cowboys with depth at linebacker, but should also allow him to contribute on Dallas' special teams units.

After opening his senior season at South Carolina as the starting weakside linebacker, he recorded two first half tackles against Central Florida in the season opener before fracturing his left fibula. He missed the next seven games before returning to action at Tennessee. He also played against Florida before starting against Clemson in the season finale, recording three tackles.

After sitting out 1995 under NCAA transfer rules, Hambrick earned second-team All-SEC honors as a junior at South Carolina after posting 83 tackles, four tackles for losses, 1.5 sacks, two forced fumbles and a fumble recovery. He opened the season with nine tackles and a tackle for a loss against Central Florida. He totaled a career-high 13 stops the next week against Georgia before registering seven tackles and two quarterback pressures against East Carolina. Against Mississippi State, he recorded eight tackles and forced a fumble, and he collected seven stops, two tackles behind the line of scrimmage and a sack at Auburn. After recovering a fumble at Kentucky, he recorded nine tackles and half a sack against Tennessee. He closed out the year with eight tackles at Florida.

As a sophomore at the University of Florida in 1994, Hambrick saw action in every game and recorded 59 tackles, three tackles for losses, three passes defended, two interceptions, a sack, a forced fumble and a fumble recovery. He started the year with five tackles and a pass defended against Kentucky before totaling six stops and a sack at Tennessee. He recorded six tackles at Mississippi, and he registered his first interception of the year against LSU. Two weeks later against Georgia, Hambrick tallied five tackles and returned his second interception of the year 81 yards for a touchdown. He registered eight tackles each against Southern Mississippi and at Florida State before closing the season with eight stops against Alabama in the SEC Championship Game.

Hambrick was the only true freshman to start a game on defense for the Gators when he started three games. He saw action in all 13 games at "Nickel" linebacker that season. He earned third-team Freshman All-America and SEC All-Freshman honors after totaling 46 tackles, five tackles for losses, two interceptions and a sack. He recorded six stops against Mississippi State before picking off two passes at LSU. The next week, he registered 12 tackles at Auburn, and he totaled six tackles against Georgia one week later. Against cross-state rival Florida State, he registered seven tackles. Hambrick also competed in the high jump and long jump for the Florida track team in 1993 and 1994.

Hambrick earned prep All-America, all-state and area defensive MVP honors after totaling 140 tackles as a senior at Pasco High School in Dade City, FL. As a junior, he led the team to the class AAA state title. As a member of the track team, he became the first athlete in Florida history to qualify for five events at the state track meet, and he high jumped 7'1 3/4" as a senior.

Hambrick's uncle, Jim "Mudcat" Grant, is a former major league pitcher, and his brother Troy is a running back at South Carolina. Darren majored in retailing at South Carolina.

HAMBRICK'S COLLEGIATE TOTALS

| Year | Solo | Tackles | | Tot. | Sacks | Tkl/ Loss | Passes Def. | For. Fum. | Fum. Rec. | Int. |
|-------------|------|---------|----|------|-------|--------------|----------------|--------------|--------------|------|
| | | Ast. | | | | | | | | |
| 1993 (Fla.) | 30 | 16 | -- | 46 | 1.0 | 5(-20) | 0 | 0 | 0 | 2 |
| 1994 (Fla.) | 39 | 20 | -- | 59 | 1.0 | 3(-12) | 3 | 1 | 1 | 2 |
| 1996 (S.C.) | 46 | 37 | -- | 83 | 1.5 | 4(-11) | 0 | 2 | 1 | 0 |
| 1997 (S.C.) | 3 | 2 | -- | 5 | 0.0 | 0 | 0 | 0 | 0 | 0 |
| Totals | 118 | 75 | -- | 193 | 3.5 | 12(-43) | 3 | 3 | 2 | 4 |



Oliver Ross

Offensive Line

6'4" ★ 300 ★ 9/27/74

Iowa State
D-5b for '98



Oliver Ross was an "interesting guy" for the Cowboys in the fifth round (138th overall) of the NFL Draft. He has spent only two years playing along the offensive line after switching sides of the ball from defensive tackle following his junior season. As an offensive tackle, Ross developed into one of the premier drive blockers in the Big 12 Conference in 1997. While possessing quick feet and the agility to pull, he also has punch and power in sustaining and "steering" defenders in pass protection. Ross has good lower body explosiveness and gets impressive movement behind his blocks.


The Dallas coaches find this athletic lineman interesting because they feel that with his size and quickness, he could play tackle, guard and center in the NFL. His athleticism also leaves open the possibility of seeing action as a blocking tight end. The Cowboys believe that they have found a lineman that can provide depth all along the offensive line.

Ross was Iowa State's starting left tackle as a senior, leading the way as the Cyclones averaged 228.6 passing yards-per-game. He leveled a blitzing Colorado safety on a 7-yard touchdown pass from Todd Bandhauer-to-Tyrone Watley. He allowed Bandhauer to find Andy Stensrud with an 11-yard touchdown pass against Iowa as the Cyclones gained 381 yards passing. Iowa State rushed for 236 yards in a 24-17 victory over Baylor, while Ross opened holes for Darren Davis to score on runs of one and 39 yards.

Ross was redshirted in 1996, performing on the scout team as an offensive tackle after moving from the defensive line, where he was a reserve defensive tackle as a junior in 1995. He saw action on the defensive side of the ball against Nevada-Las Vegas and Oklahoma State, but he did not register any tackles.

He transferred to Iowa State from Southwestern Community College in Chula Vista, CA, where he earned All-Southern California Western States Conference honors. During the 1994 season, he totaled 66 tackles, nine sacks and a forced fumble while starting 11 games as a defensive tackle. He also started 11 games as a freshman in 1993.

Ross was an all-conference two-way tackle at Washington High School in Los Angeles, CA, where he lettered twice in football. The sociology major was born on Sept. 27, 1974 in Culver City, CA.



Izell Reese

Safety

6'2" ★ 193 ★ 5/7/74

Alabama-Birmingham
D-6 for '98



With the departure of free safety Brock Marion in free agency this offseason, the Cowboys enter training camp with a wide-open battle in the defensive secondary. In drafting Izell Reese, Dallas picked up a player who has experience at stepping right into the line-up and contributing. As a true freshman, Reese arrived at the University of Alabama-Birmingham and went on to start 38-of-44 games in his career.

The Cowboys will be looking for Reese to battle for Marion's free safety spot and also contribute in nickel packages and on special teams. An aggressive defender, he was known at UAB for his crunching hits and physical play in the Blazers' secondary.

Although the Blazers football program is still in its infancy compared with programs like Notre Dame and Michigan, Reese left his mark across a number of career categories in four years at UAB. He finished his collegiate days ranked second in career tackles with 276, and he holds the school mark for solo stops with 180. His eight career interceptions left him ranked fourth in school history, and his 135 career interception yards is the school record. Reese also established a school mark by appearing in 44-of-44 games as a Blazer.

As a senior, Reese manned the strong safety position, recording a career-high 83 tackles, including four tackles for a loss. He had a season-high 12 tackles and a pass defended at Kansas and 11 tackles and a forced fumble the next week at Memphis. He added nine tackles at Cincinnati, and then followed that with 11 stops against Virginia Tech. Along with his seven tackles against Tennessee Tech, Reese returned an interception 45 yards in the 38-14 victory. He closed out his collegiate career with a school-record 85-yard interception return for a touchdown



in a 13-7 win over Arkansas State.

Reese finished second on the team with 69 tackles while starting every game at strong safety his junior year. He also had three sacks and five tackles behind the line of scrimmage. He opened the season with nine tackles against Maryland, and he then followed with seven hits, including two behind the line of scrimmage, in a 24-17 win over Jacksonville State. In a 39-29 defeat of Southwestern Louisiana, Reese was responsible for nine tackles, including two behind the line, a sack and a touchdown saving interception near the goal line. He had a season-high 12 tackles and forced a single-game career-high two fumbles against Louisiana Tech. Reese recorded nine tackles and recovered a fumble against Central Florida.

Reese started six-of-11 games at strong safety as a sophomore and recorded 70 tackles and an interception. Twice during the season, he posted double figure tackle totals, including a career-high 18 stops – the third best single-game total in school history – against Western Kentucky. He posted his interception in the season finale, a 37-8 win over Miles College.

As a true freshman, Reese lined up as the starting strong safety in 10 games and recorded 10 tackles. He also had a career-high four interceptions on the season. In a 36-15 win over Morehead State, Reese grabbed two interceptions and batted away four other passes.


Reese was the second player in the UAB program's seven-year history to be selected in the NFL draft, joining cornerback Dainon Sidney – who was taken in the third round of the 1998 draft by the Tennessee Oilers.

A three-year letterman at Northview High School in Dothan, AL, Reese led the team with five interceptions as a senior. He also lettered in basketball. A physical education major, he was born on May 7, 1974.

REESE'S ALABAMA-BIRMINGHAM TOTALS

| Year | Solo | Tackles | | Tot. | Sacks | Tkl/ Loss | Passes Def. | For. Fum. | Fum. Rec. |
|-------|------|---------|---|------|-------|--------------|----------------|--------------|--------------|
| | | Ast. | | | | | | | |
| 1994 | 33 | 17 | - | 50 | 0.0 | 1(-2) | 12 | 0 | 1 |
| 1995 | 44 | 26 | - | 70 | 0.0 | 3(-9) | 1 | 1 | 1 |
| 1996 | 51 | 18 | - | 69 | 3.0 | 5(-24) | 6 | 2 | 1 |
| 1997 | 48 | 35 | - | 83 | 0.0 | 4(-9) | 7 | 1 | 0 |
| Total | 176 | 96 | - | 244 | 3.0 | 13(-44) | 26 | 4 | 3 |

| Year | Pass Interceptions | | | Long | TD |
|-------|--------------------|------|------|------|----|
| | No. | Yds. | Avg. | | |
| 1994 | 4 | 5 | 1.3 | 4 | 0 |
| 1995 | 1 | 0 | 0.0 | 0 | 0 |
| 1996 | 1 | 0 | 0.0 | 0 | 0 |
| 1997 | 2 | 130 | 65.0 | 85 | 1 |
| Total | 8 | 135 | 16.9 | 85 | 1 |



Tarik Smith

Running Back

5'10" ★ 200 ★ 4/16/75

California
D-7a for '98



After just two mini-camps worth of work in Dallas, Tarik Smith made a vivid impression on the Cowboys coaching staff with his outstanding quickness and ability to burst through an opening. His 4.56 speed gives him big-play ability as both a runner and a receiver. Smith is also a fine athlete who has a 41 inch vertical jump to go along with his 335 pound bench press. In the latter portions of his collegiate career, Smith was recognized as one of the nation's most dangerous game-breaking threats. He was the 223rd player selected in the 1998 draft, and he probably would have been taken much higher had he not suffered injuries that hampered him throughout his career at California.

Despite the medical setbacks, Smith finished his career with a very healthy 4.8 yard rushing average, and his 1,539 career rushing yards are 12th best in school history. As a senior, he was the Bears leading rusher with 636 yards and seven touchdowns. He displayed his strength and durability in a 40-36 win over Oklahoma, carrying the ball 20 times for 90 yards. He displayed those same workman-like qualities in rushing 18 times against Washington (for 89 yards) and picking up 125 yards on 25 carries in a 33-14 win over Oregon State. Smith closed out his collegiate career with 18 carries for 89 yards and a 19-yard score against Stanford.

After an extremely impressive three game start to his junior year in 1996, Smith was forced to miss the final eight games of the season after tearing the anterior cruciate ligament in his right knee in the Nevada game. Prior to that point, Smith had amassed an outstanding 7.1 yard rushing average with 400 yards – and four touchdowns – on just 56 carries. At San Jose State in his first collegiate start, Smith rushed for 183 yards on 26 carries to pace the Bears to a 45-25 win. The following week, he added 174 yards on 24 attempts in a 42-37 shoot-out win over San Diego State. In that win over the Aztecs, Smith scored on rushing TD's of one, 13 and 90 yards, while also adding a 34-yard scoring reception. His season came to an abrupt halt the following week against Nevada.



Smith was cruising to another big day (43 yards on six carries) before the knee injury ended his season. As a junior he played for current San Francisco 49ers head coach Steve Mariucci.

As a sophomore, he saw action in 10 games and compiled an impressive 5.3 yard average with 391 rushing yards on 74 carries. His top performance of the year was an 85-yard outing on just nine carries against San Jose State. Smith missed the Stanford game with a sprained right knee.

He appeared in just one game in 1994, catching a 31-yard pass against Arizona State. A right hamstring injury bothered him throughout the season, and he was ultimately granted a medical red-shirt for the year.


Smith saw action in 10 games as a true freshman in 1993, compiling a 3.5 yard rushing average with 112 yards on 32 carries.

While in high school, Smith established a reputation as one of the nation's finest prep athletes at Oak Park High in Agoura, CA, where he earned prep All-America honors. As a senior, he missed four games with a sprained left shoulder but still managed 746 yards rushing on 84 carries. That followed a brilliant junior season in which he rushed for 1,789 yards and an 8.9 yard average. He also had a personal best long jump of 23' 9" as a stand out track performer.

A sociology major at Cal, Smith was born on April 16, 1975 in Fort Worth, TX.

T. SMITH'S CALIFORNIA TOTALS

| Rushing | | | | | Receiving | | | | | | |
|---------|-----|-------|------|------|-----------|-------|-----|------|------|------|----|
| Year | No. | Yds. | Avg. | Long | TD | Year | No. | Yds. | Avg. | Long | TD |
| 1993 | 32 | 112 | 3.5 | 15 | 1 | 1993 | 1 | 9 | 9.0 | 9 | 0 |
| 1994 | 0 | 0 | 0.0 | 0 | 0 | 1994 | 1 | 31 | 31.0 | 31 | 0 |
| 1995 | 74 | 391 | 5.3 | 29 | 2 | 1995 | 6 | 27 | 4.5 | 7 | 0 |
| 1996 | 56 | 400 | 7.1 | 90t | 4 | 1996 | 8 | 63 | 7.9 | 34 | 1 |
| 1997 | 162 | 636 | 3.9 | 40 | 7 | 1997 | 8 | 54 | 6.8 | 18 | 0 |
| Total | 324 | 1,539 | 4.8 | 90t | 14 | Total | 24 | 184 | 7.7 | 34 | |



Antonio Fleming

Guard

6'3" ★ 309 ★ 2/6/74

Georgia
D-7b for '98


In drafting Antonio Fleming in the seventh round (227th overall) of the NFL Draft, the Cowboys are getting an athletic lineman that spent much of his college career playing guard, but also saw action at tackle. He is a versatile lineman that pulls effectively in the running game and knows how to use his size to control defenders at the line of scrimmage. His lateral movement and his ability to seal off the inside rush are other attributes that caught Dallas' coaches' eyes. Fleming will provide the Cowboys with needed depth along the offensive line, and his past deep snapping experience could be an added benefit.

Fleming started his entire senior season at left guard, paving the way for the Georgia offense to average 432.6 yards-per-game, including 159.9 rushing yards, and 31.6 points-per-game. He provided a key pass block that allowed quarterback Mike Bobo to connect with Corey Allen on a 72-yard touchdown pass against Northeast Louisiana, while the Bulldogs rolled up 451 offensive yards. A Fleming block sprung Robert Edwards, a first-round draft choice of the New England Patriots, for a 41-yard touchdown run against Mississippi State as the Bulldogs rushed for 217 yards. He also led the way for Edwards to score a one-yard touchdown against Auburn as the Bulldogs amassed 420 total yards. The Bulldogs finished the year with a 10-2 record, including a victory over Wisconsin in the Outback Bowl, and a No. 10 ranking in the final AP football poll.

As a junior, Fleming started every game at right guard and also saw action at right tackle. He took down two Texas Tech defenders on a crossfield block on a 22-yard Bobo-to-Juan Daniels touchdown toss as Georgia passed for 292 yards on the day. The Bulldogs rolled up 426 yards against Mississippi State, and Fleming sprang Edwards for a nine-yard touchdown run. Against Mississippi, he picked up a blitzing linebacker to allow Bobo to connect with Hines Ward, a third-round draft choice of the Pittsburgh Steelers, on a 40-yard touchdown pass.

Fleming saw most of his action as a back-up right guard during his sophomore campaign, including playing time in the 1995 Peach Bowl against Virginia. After redshirting in 1993, he started three games at right guard as a redshirt freshman for the Bulldogs, and he saw most of his game action as a reserve.

Fleming earned Class A all-state, all-Georgia and all-area honors at Calhoun County, GA, High School as a defensive lineman and tight end. He tallied almost 300 tackles and 23 sacks in his last three years at Calhoun, and he caught 21 passes for 356 yards with three touchdowns, while also rushing for 220 yards, two touchdowns and three two-point conversions, as a senior. Fleming handled the team's long snapping, kickoff and extra-point duties, and he was a four-year starter for the basketball team. He also lettered in track, finishing fourth in the state track meet in the shot put as a freshman and in the discus as a junior. Fleming was a Consumer Economics major.



Rod Monroe

Tight End

6'4" ★ 244 ★ 7/30/75

Cincinnati
D-7c for '98



For years, the complaint was that some of the best athletes were choosing to play basketball instead of football. In Rod Monroe, the Cowboys found someone who went the opposite way. After two seasons on the University of Cincinnati's nationally ranked basketball team, he chose to make the transition to football as a senior.

After four years away from the game (Monroe did play football in high school), he joined the Cincinnati football team as a walk-on during fall drills his senior year and went on to play in every game, starting the final four contests. With his size and quickness, Monroe developed into a powerful blocker for the Cincinnati running game. Blessed with soft hands and graceful footwork honed on the hardwood, Monroe also developed into a threat in the short-yardage passing game.

What the Dallas coaching staff believes they have uncovered is a raw talent that can be developed into a solid all-around tight end. At 6-4, 244-pounds, Monroe has the physical stature to wrestle in the trenches with opposing defensive linemen and linebackers as a blocking tight end. That size can also help him when paired up with the hands and quickness he developed as a small forward, enabling him to escape traffic at the line of scrimmage and provide a big target for the quarterback.

Monroe finished his one-year collegiate football career with two receptions for 33 yards and 30 knockdown blocks in 1997. His first career catch was good for a 24-yard gain against Houston. He delivered a key block to spring quarterback Chad Plummer for a 61-yard scoring run, and then he hauled in a nine-yard touchdown pass from Plummer to give the Bearcats a 34-31 double-overtime win against Miami (OH). He executed another key block to allow Plummer to connect on a 33-yard scoring pass in a 28-9 win over Louisville. He closed out his brief college football career with two receptions for 26 yards in a 35-19 win over Utah State in the Humanitarian Bowl.

Prior to making the switch from basketball-to-football, Monroe was a two-year letterman on the Bearcats basketball team (1995-97) as a reserve small forward. He saw action in 66-of-67 games, including four starts, during his two seasons, and he averaged 3.9 points-per-game and 2.7 rebounds-per-game. During the 1995-96 season, Cincinnati posted a 28-5 record (the third most victories in school history) and captured the Conference USA championship on their way to the NCAA tournament. The Bearcats reached the Elite Eight before falling to Mississippi State. The next season, Cincinnati went 26-8 and captured their second straight Conference USA title. The Bearcats finished the season ranked 10th in the final Associated Press poll following a second round NCAA tournament loss to Iowa State.

Monroe transferred to Cincinnati after two seasons of basketball at McLennan, TX, Junior College.

A criminal justice major at Cincinnati, Monroe was one of 11 children (seven brothers and three sisters). Born July 30, 1975, he lettered in both basketball and football at Hearne, TX, High School – approximately 150 miles south of Dallas.

MONROE'S CINCINNATI TOTALS

| Year | Receiving | | | Long | TD |
|------|-----------|------|------|------|----|
| | No. | Yds. | Avg. | | |
| 1997 | 2 | 33 | 16.5 | 24 | 1 |

Rookie Free Agents

Ronald Bailey, a 5-11, 187-pound cornerback from Georgia, recorded 58 tackles, four passes defended, three interceptions and a fumble recovery as the starting right corner as a senior. As a junior in 1996, he registered 42 tackles, nine passes broken up, a tackle for a loss and an interception. He started five games, playing in 11, as a sophomore and tallied 31 tackles and an interception. He finished with two tackles, a tackle for a loss and a pass defended as a redshirt freshman in 1994. He was an all-state selection as a senior at Charlton County, GA, High School after rushing for 660 yards and 14 touchdowns, throwing for 716 yards and seven scores, averaging 30.3 yards-per-kickoff returns, 20.8 yards-per-punt return, kicking 26 extra points and four field goals. The consumer economics major, born Feb. 14, 1975, lettered four times in football, basketball and track at Charlton County.



Kent Booth, a 6-2, 290-pound guard from Northern Illinois, started eight games at right guard for the Huskies, leading the way for Ivory Bryant to gain 828 rushing yards on the year. He had a string of 28 consecutive starts snapped against Vanderbilt (10/11/97) due to a right knee strain. He started 11 games at right guard as a junior and helped Charles Talley total 1,008 rushing yards. As a sophomore, he started 11 games at right guard and played on the line with four CFL draft choices. As a redshirt freshman in 1994, he played in six games as a backup right guard. He earned all-metro suburban league, all-area, team most valuable offensive lineman and team MVP honors as a two-way starter at Lathrup High School in Southfield, MI. Booth, an elementary education major, was born July 12, 1975.

Greg Bright, a 6-1, 233-pound linebacker from Georgia, started 43-of-44 games at Georgia, and he earned All-SEC honors after recording 128 tackles, seven tackles for losses, three sacks, two fumble recoveries and a pass defensed as a senior. As a junior, he totaled 143 tackles, three interceptions, two sacks, two passes broken up, two fumble recoveries and a forced fumble to earn second-team All-SEC honors. He totaled 93 tackles, three passes defensed, two tackles behind the line of scrimmage and a fumble recovery after posting 89 tackles, three tackles for losses, two sacks, two interceptions, two fumble recoveries, a pass defensed and a forced fumble as a redshirt freshman in 1994. He earned all-state, all-region and *USA Today* honorable mention All-America honors as a senior linebacker and tight end at Colquitt County, GA, High School. He recorded 150 tackles and a pair of interceptions as a senior. Bright, born Nov. 16, 1974, was a sociology major.

Barry Cantrell, a 6-1, 180-pound kicker/punter from Fordham, led all NCAA Division I-AA punters with a 45.8 yard average to earn All-Patriot League honors as a senior while setting a Fordham record with 2,980 punting yards. He punted 61 times for 2,490 yards (40.8 avg.) as a junior to rank third in the Patriot League. He also earned Patriot League Scholar-Athlete honors for football in 1996. As a sophomore, he averaged 36.8 yards-per-punt on 65 punts while being awarded the Vincent T. Lombardi Award as Fordham's Male Athlete of the Year. He averaged 37.9 yards on 76 punts as a freshman, including totaling 423 punting yards in his first collegiate game against Villanova to earn Rookie of the Week honors. He was also a member of the Fordham track team and is the school record holder in the high jump. He is a graduate of St. Thomas Aquinas High School in Margate, FL, where he was twice named all-conference, all-county and *Miami Herald* County Track Athlete of the Year. Cantrell was born Nov. 2, 1976.

Chike Egbuniwe, a 6-1, 236-pound linebacker from Duke, started 11 games as a senior and registered a career-high 132 tackles, 9.5 tackles for losses, 4.5 sacks, four pressures, an interception, a forced fumble and a fumble recovery. As a junior, he finished third on the team with 103 tackles, two tackles for losses, two passes defensed, a quarterback pressure and a fumble recovery while starting 11 games. He started six games as a sophomore, totaling 84 stops, three passes broken up, two pressures and an interception. He recorded nine tackles as a reserve during his redshirt freshman season in 1994. He was a three-time all-district selection at Thomas Jefferson High School in Dallas, TX, where he also lettered three times in track and once in basketball. He was awarded the National Achievement Scholarship for Outstanding Negro Students. Chike Egbuniwe (pronounced CHEE-kay eh-BOON-a-way), a political science major, was born Dec. 25, 1974.

Anthony Eubanks, a 6-2, 189-pound wide receiver from Arkansas, led the Razorbacks with 51 catches for a career-high 870 yards (17.1 avg.) and five touchdowns. His yardage total was the fourth highest and his reception total the third highest in school history. He led the team with 51 receptions for 809 yards (15.9) and five touchdowns while returning 21 punts for 101 yards as a junior. As a sophomore, he totaled 43 catches for 596 yards and four touchdowns after registering eight receptions for 165 yards (20.6) and two touchdowns while starting five games as a redshirt freshman. He earned district Player of the Year honors after catching 41 passes for 924 yards and 14 touchdowns, averaging 32 yards-per-kickoff return and 28 yards-per-punt return as a senior at Spiro, OK, High School. The social work major was born Dec. 11, 1974.

Junior Filikitonga, a 6-0, 292-pound defensive tackle from Abilene Christian, earned All-America, All-Lone Star Conference, All-West Region and Lone Star Conference Defensive Lineman of the Year honors after posting 52 tackles, eight tackles for losses, four sacks and a fumble recovery as a senior. He totaled 42 tackles, nine tackles behind the line of scrimmage, six sacks and a fumble recovery as a junior to earn All-LSC, All-West Region second-team and All-America honorable mention honors. He transferred to ACU after starting his collegiate career at Tyler Junior College. Filikitonga, born April 8, 1976, is a product of Trinity High School in Euless, TX, a Dallas/Ft. Worth suburb.

Denny Fortney, a 6-3, 265-pound defensive end from Miami, started all 34 games at Miami, totaling 50 tackles, 19 quarterback pressures, four tackles for losses, two passes defensed and a sack as a senior. He registered 50 stops, 16 pressures, 2.5 sacks, two tackles for losses, two forced fumbles and a fumble recovery as a junior while also handling deep snapping duties. He was named the team's strength training athlete of the year in 1996. He won the Hurricane's



Unsung Hero Award as a sophomore after totaling 62 tackles, 12 pressures, four tackles behind the line of scrimmage, three sacks, and a forced fumble. He did not play during his redshirt season in 1994 due to injury. Fortney earned all-area and conference Player of the Year honors as a senior linebacker and tight end at Waynesboro, PA, High School. He caught 25 passes for 332 yards and two TDs while recording 132 tackles, three interceptions, two sacks and two fumble recoveries in his final year. He was rated the second-best heavyweight wrestler in the state as a senior. Dennis Allen Fortney, Jr, born Dec. 27, 1974, was a business management and organization major.

Cory Geason, a 6-3, 255-pound tight end from Tulane, earned All-Conference USA honors after switching from tight end to offensive tackle as a senior. He blocked for an offense that set 25 school records, including total offense and points scored in a season. As a junior, he earned All-Conference USA honors after catching 16 passes for 134 yards and two touchdowns after catching 20 passes for 256 yards and a touchdown to earn All-Conference USA and Liberty Bowl Alliance All-Star team honors as a sophomore. He was moved from tight end to right offensive tackle just before his redshirt season started in 1994, and he took over the starting job four games into the year. Cory E. Geason, born Aug. 12, 1975, was a consensus all-state and three-time all-district and all-River Parish selection as a linebacker and tight end at St. James, LA, High School. He caught 31 passes for 445 yards and eight touchdowns, scored 80 points and kicked 25 extra points and a field goal as a senior. The business major also lettered in basketball and track, winning the state discus title.

Daniel Gonzalez, a 6-3, 214-pound quarterback from East Carolina, completed 253-of-431 passes for 2,510 yards, 16 touchdowns and 10 interceptions as a senior. His 253 completions established an ECU record for pass completions in a season, and his 2,510 passing yards is the fourth highest total in ECU history. He took over the starting job for the final four games of his junior year and finished the season 90-of-172 for 1,322 yards, seven touchdowns and six interceptions. He only appeared in two games as a sophomore, completing three-of-five passes for 36 yards. He threw for 900 yards and 12 touchdowns as a senior at Neptune, NJ, High School, and he threw for 40 touchdowns during his high school career. He lettered three times in football, four times in baseball and once in basketball at Neptune. Born Sept. 20, 1974, he received his degree in marketing in May, 1997.

Michael Hicks, a 6-2, 210-pound cornerback from Texas-El Paso, was All-Western Athletic Conference honorable mention as a senior after recording 43 tackles, 10 passes defended, three fumble recoveries, two interceptions and a forced fumble. As a junior, he totaled 34 tackles, five passes broken up, four interceptions, two tackles for losses and a forced fumble to earn honorable mention All-WAC honors. He totaled 11 tackles, two passes defended and a tackle behind the line of scrimmage as a sophomore after not playing as a redshirt freshman in 1994. He was moved from wide receiver to cornerback during his freshman season. He was an all-district and all-conference selection as a senior at Kashmere High School in Houston, TX. He also earned all-district accolades while lettering twice in basketball, and he lettered four times in track. Hicks, born June 3, 1976, is Darrell Green's cousin, and he has a brother playing football at Texas Tech.

Taj Johnson, a 6-2, 203-pound wide receiver from San Diego State, was an All-Western Athletic Conference second-team selection after leading the Aztecs with 44 receptions for 802 yards and two touchdowns. He started the first nine games at flanker before shifting to split end. He appeared in 11 games as a junior and caught two passes for nine yards. He attended Long Beach City, CA, Community College in 1995, but did not play football. He attended the University of Miami as a redshirt freshman in 1994 and registered five catches for 110 yards. He earned *USA Today* second-team All-America, all-state, all-district, district Player of the Year and *SuperPrep* Oklahoma Player of the Year honors after leading Ardmore, OK, High School to the state title as a senior. He caught 41 passes for 968 yards and 12 touchdowns as a flanker, and he intercepted seven passes as a defensive back during his senior season. Arturo Lataj Johnson, born Jan. 9, 1975, also lettered in basketball and baseball.

Zebbie Lethridge, a 6-0, 201-pound defensive back from Texas Tech, will be making the transition from collegiate quarterback to defensive back with Dallas. As a senior, he completed 134-of-261 passes for 1,622 yards, six touchdowns and four interceptions, while gaining 133 yards and seven touchdowns on 107 carries. He finished 117-of-267 for 1,686 yards, 11 touchdowns and six interceptions as a junior while contributing 342 rushing yards and seven touchdowns on 130 carries. He set a Southwest Conference record by attempting 211 consecutive passes without an interception while finishing 136-of-281 for 1,885 yards, 13 touchdowns and six interceptions as a sophomore. He also added 137 yards and nine touchdowns on 122 carries. He was the consensus SWC Newcomer of the Year as a redshirt freshman after completing 132-of-261 passes for 1,596 yards, 12 touchdowns and six interceptions while rushing for 289 yards and six touchdowns on 110 carries. He hit on 83-of-172 passes for 1,782 yards and 27 touchdowns to earn Lubbock City Player of the Year honors at Estacado High School in Lubbock, TX. He was also an all-district pick in basketball and baseball as a senior. Lethridge, born Jan. 31, 1975, was a communication studies major.



Jeff Ogden, a 6-0, 190-pound wide receiver from Eastern Washington, set an EWU record for receiving yards in a season when he totaled 1,148 yards and 13 touchdowns on 57 catches as a senior to earn 1-AA All-America honorable mention honors. He caught 10 passes for 216 yards while seeing action in 10 games as a junior. As a sophomore, he caught two passes for 36 yards in four games after making one catch for four yards in two games as a freshman. He was a two-time Big Sky Conference All-Academic Team member and a GTE District VIII Academic All-America honoree as a senior. He won team captain, inspirational and scholastic awards in football at Snohomish, WA, High School, while also competing in basketball and track. Ogden, born Feb. 22, 1975, was a health education major.

Robert Thomas, a 6-1, 255-pound linebacker from Henderson State, went to training camp with the Calgary Stampeders of the Canadian Football League in 1997. He was released after recording two tackles in the only preseason game he participated in. He established a Henderson State all-time record by recording 388 career tackles. As a senior in 1996, he registered 120 tackles, including a single-game team record of 18 tackles against Texas A&M, and was invited to the Snow Bowl following the season. He recorded a single-season team record of 129 tackles while earning All-Gulf South Conference honors and conference defensive player of the week honors three times as a junior. Thomas totaled 116 tackles as a sophomore after totaling 23 tackles as a freshman in 1993. Born Dec. 1, 1974, Thomas played football for Jacksonville, AR, High School.

David Zadel, a 6-5, 250-pound linebacker from Wake Forest, recorded 67 tackles, nine tackles for losses, three passes defended and two sacks as a senior strongside linebacker. He totaled 63 tackles, five tackles behind the line of scrimmage, two passes defended and a sack as a junior. As a sophomore, he shared strongside defensive end duties and recorded 45 tackles, seven tackles for losses, a sack and a fumble recovery. As a reserve freshman defensive end, he recorded 32 tackles and three fumble recoveries. He was the National Football Hall of Fame Scholar-Athlete at Archbishop Williams High School in Cohasset, MA, where he earned all-state honors after registering 153 tackles and 22 sacks as a senior defensive end and offensive tackle. He was also the basketball team's MVP as a senior. Zadel's uncle, Eddie Nicklau, played briefly with the Chicago Bears and in the Canadian Football League. The history major was born Oct. 12, 1975.

1998 Rookie and First-Year Roster

| NO | NAME | POS | HGT | WGT | BIRTH- DATE | NFL EXP | COLLEGE | HOW ACQ. |
|----|---------------------|-----|------|-----|----------------|------------|----------------------|-------------|
| 76 | Adams, Flozell | T | 6-7 | 335 | 5/10/75 | R | Michigan State | D2-'98 |
| 47 | Bailey, Ronald | CB | 5-11 | 187 | 2/14/75 | R | Georgia | FA-'98 |
| 72 | Booth, Kent | G | 6-2 | 290 | 7/12/75 | R | Northern Illinois | FA-'98 |
| 53 | Bright, Greg | LB | 6-1 | 233 | 11/16/74 | R | Georgia | FA-'98 |
| 10 | Cantrell, Barry | K/P | 6-1 | 180 | 11/2/76 | R | Fordham | FA-'98 |
| 46 | Egbuniwe, Chike | LB | 6-1 | 236 | 12/25/74 | R | Duke | FA-'98 |
| 98 | Ellis, Greg | DE | 6-6 | 283 | 8/14/75 | R | North Carolina | D1-'98 |
| 15 | Eubanks, Anthony | WR | 6-2 | 189 | 12/11/74 | R | Arkansas | FA-'98 |
| 75 | Filikitonga, Junior | DT | 6-0 | 292 | 4/8/76 | R | Abilene Christian | FA-'98 |
| 64 | Fleming, Antonio | G | 6-3 | 309 | 2/6/74 | R | Georgia | D7b-'98 |
| 60 | Fortney, Denny | DE | 6-3 | 265 | 12/27/74 | R | Miami, Fla. | FA-'98 |
| 49 | Geason, Cory | TE | 6-3 | 255 | 8/12/75 | R | Tulane | FA-'98 |
| 9 | Gonzalez, Daniel | QB | 6-3 | 214 | 9/20/74 | R | East Carolina | FA-'98 |
| 54 | Hambrick, Darren | LB | 6-2 | 216 | 8/30/75 | R | South Carolina | D5a-'98 |
| 58 | Hemsley, Nate | LB | 6-0 | 219 | 5/15/74 | 1 | Syracuse | FA-'97 |
| 41 | Hicks, Michael | CB | 6-2 | 210 | 6/3/76 | R | Texas-El Paso | FA-'98 |
| 19 | Johnson, Taj | WR | 6-2 | 203 | 1/9/75 | R | San Diego State | FA-'98 |
| 69 | Jones, John | OL | 6-1 | 325 | 12/8/72 | 1 | Kansas | FA-'98 |
| 63 | Kiselak, Mike | C/G | 6-3 | 300 | 3/9/67 | 1 | Maryland | FA-'98 |
| 11 | Knake, Max | QB | 6-2 | 210 | 4/11/73 | 1 | Texas Christian | FA-'98 |
| 38 | Lethridge, Zebbie | DB | 6-0 | 201 | 1/31/75 | R | Texas Tech | FA-'98 |
| 81 | Monroe, Rod | TE | 6-4 | 244 | 7/30/75 | R | Cincinnati | D7c-'98 |
| 32 | Morgan, Beau | RB | 5-10 | 192 | 8/4/75 | 1 | Air Force | FA-'97 |
| 94 | Myers, Michael | DL | 6-2 | 286 | 1/20/76 | R | Alabama | D4-'98 |
| 16 | Ogden, Jeff | WR | 6-0 | 190 | 2/22/75 | R | Eastern Washington | FA-'98 |
| 62 | Perkins, Todd | G | 6-4 | 295 | 7/10/73 | 1 | Texas A&M-Kingsville | FA-'98 |
| 43 | Reese, Izell | S | 6-2 | 193 | 5/7/74 | R | Alabama-Birmingham | D6-'98 |
| 44 | Rodriguez, Bobby | FB | 5-11 | 237 | 11/4/72 | 1 | Houston | FA-'98 |
| 68 | Ross, Oliver | OL | 6-4 | 300 | 9/27/74 | R | Iowa State | D5b-'98 |
| 84 | Simms, Sean | TE | 6-2 | 245 | 7/5/74 | 1 | Nevada Reno | FA-'98 |
| 36 | Smith, Tarik | RB | 5-10 | 200 | 4/16/75 | R | California | D7a-'98 |
| 59 | Thomas, Robert | LB | 6-1 | 255 | 12/1/74 | R | Henderson State | FA-'98 |
| 90 | Williams, Brett | DE | 6-4 | 263 | 10/15/73 | 1 | Clemson | FA-'98 |
| 57 | Zadel, David | LB | 6-5 | 250 | 10/12/75 | R | Wake Forest | FA-'98 |



Dallas Cowboys 1998 Veterans Roster

| NO | NAME | POS | HGT | WGT | BIRTH- DATE | NFL EXP | COLLEGE | HOW ACQ. |
|----|--------------------|-------|------|-----|----------------|------------|------------------------|--------------|
| 8 | Aikman, Troy | QB | 6-4 | 219 | 11/21/66 | 10 | UCLA | D1-'89 |
| 73 | Allen, Larry | G/T | 6-3 | 326 | 11/27/71 | 5 | Sonoma State | D2-'94 |
| 96 | Anderson, Antonio | DT | 6-6 | 318 | 6/4/73 | 2 | Syracuse | D4a-'97 |
| 91 | Benson, Darren | DT | 6-7 | 308 | 8/25/74 | 4 | Trinity Valley C.C. | S3-'95 |
| 86 | Bjornson, Eric | TE | 6-4 | 236 | 12/15/71 | 4 | Washington | D4a-'95 |
| 82 | Brooks, Macey | WR | 6-5 | 220 | 2/2/75 | 2 | James Madison | D4b-'97 |
| 52 | Coakley, Dexter | LB | 5-10 | 215 | 10/20/72 | 2 | Appalachian State | D3a-'97 |
| 3 | Cunningham, Richie | K | 5-10 | 167 | 8/18/70 | 2 | Southwestern Louisiana | FA-'97 |
| 87 | Davis, Billy | WR | 6-1 | 205 | 7/6/72 | 4 | Pittsburgh | FA-'95 |
| 35 | Davis, Wendell | CB | 5-10 | 183 | 6/27/73 | 3 | Oklahoma | D6-'96 |
| 17 | Garrett, Jason | QB | 6-2 | 195 | 3/28/66 | 6 | Princeton | FA-'93 |
| 56 | Godfrey, Randall | LB | 6-2 | 237 | 4/6/73 | 3 | Georgia | D2b-'96 |
| 4 | Gowin, Toby | P | 5-10 | 167 | 3/30/75 | 2 | North Texas | FA-'97 |
| 70 | Hellestrae, Dale | G/C | 6-5 | 291 | 7/11/62 | 14 | Southern Methodist | T(Rai)-'90 |
| 95 | Hennings, Chad | DT | 6-6 | 291 | 10/20/65 | 7 | Air Force | D11-'88 |
| 66 | Hutson, Tony | T | 6-3 | 313 | 3/13/74 | 2 | N.E. Oklahoma State | FA-'97 |
| 88 | Irvin, Michael | WR | 6-2 | 207 | 3/5/66 | 11 | Miami, Fla. | D1-'88 |
| 48 | Johnston, Daryl | FB | 6-2 | 242 | 2/10/66 | 10 | Syracuse | D2-'89 |
| 89 | LaFleur, David | TE | 6-7 | 280 | 1/29/74 | 2 | Louisiana State | D1-'97 |
| 78 | Lett, Leon | DT | 6-6 | 295 | 10/12/68 | 8 | Emporia State | D7-'91 |
| 23 | Mathis, Kevin | CB | 5-9 | 172 | 4/29/74 | 2 | Texas A&M-Commerce | FA-'97 |
| 99 | McCormack, Hurvin | DL | 6-5 | 284 | 4/6/72 | 5 | Indiana | FA-'94 |
| 67 | McIver, Everett | G | 6-5 | 318 | 8/5/70 | 5 | Elizabeth City State | UFA(Mia)-'98 |
| 85 | Mills, Ernie | WR | 5-11 | 192 | 10/28/68 | 8 | Florida | FA-'98 |
| 27 | Mobley, Singor | S | 5-11 | 195 | 10/12/72 | 2 | Washington State | FA-'97 |
| 61 | Newton, Nate | G | 6-3 | 320 | 12/20/61 | 13 | Florida A&M | FA-'86 |
| 83 | Oliver, Jimmy | WR | 5-10 | 186 | 1/30/73 | 3 | Texas Christian | FA-'98 |
| 97 | Pittman, Kavika | DE | 6-6 | 267 | 2/9/74 | 3 | McNeese State | D2a-'96 |
| 21 | Sanders, Deion | CB/WR | 6-1 | 195 | 8/9/67 | 10 | Florida State | UFA(SF)-'95 |
| 77 | Scifres, Steve | T | 6-4 | 300 | 1/22/72 | 2 | Wyoming | D3b-'97 |
| 50 | Shiver, Clay | C | 6-2 | 294 | 12/7/72 | 3 | Florida State | D3a-'96 |
| 22 | Smith, Emmitt | RB | 5-9 | 209 | 5/15/69 | 9 | Florida | D1-'90 |
| 93 | Smith, Herman | DE | 6-5 | 277 | 1/25/71 | 3 | Portland State | FA-'98 |
| 26 | Smith, Kevin | CB | 5-11 | 190 | 4/7/70 | 7 | Texas A&M | D1a-'92 |
| 24 | Stoutmire, Omar | S | 5-11 | 198 | 7/9/74 | 2 | Fresno State | D7-'97 |
| 55 | Strickland, Fred | LB | 6-2 | 251 | 8/15/66 | 11 | Purdue | UFA(GB)-'96 |
| 45 | Sualua, Nicky | FB | 5-11 | 257 | 4/16/75 | 2 | Ohio State | D4c-'97 |
| 31 | Teague, George | S | 6-1 | 196 | 2/18/71 | 6 | Alabama | FA-'98 |
| 51 | Thomas, Broderick | DE/LB | 6-4 | 254 | 2/20/67 | 10 | Nebraska | FA-'96 |
| 37 | Vaughn, Lee | CB | 5-11 | 184 | 11/27/74 | 2 | Wyoming | D6-'97 |
| 42 | Warren, Chris | RB | 6-2 | 226 | 1/24/68 | 9 | Ferrum | FA-'98 |
| 30 | Wheaton, Kenny | CB | 5-10 | 190 | 3/8/75 | 2 | Oregon | D3c-'97 |
| 25 | Williams, Charlie | S | 6-0 | 189 | 2/2/72 | 4 | Bowling Green | D3-'95 |
| 79 | Williams, Erik | T | 6-6 | 328 | 9/7/68 | 8 | Central State, OH | D3c-'91 |
| 20 | Williams, Sherman | RB | 5-8 | 202 | 8/13/73 | 4 | Alabama | D2a-'95 |
| 80 | Williams, Stepfret | WR | 6-0 | 170 | 6/14/73 | 3 | Northeast Louisiana | D3b-'96 |
| 28 | Woodson, Darren | S | 6-1 | 219 | 4/25/69 | 7 | Arizona State | D2b-'92 |



Cowboys All-Time Roster

HEAD COACHES

| Years | Head Coach | Regular Season | | | | Postseason | | | Total | | | | |
|---------|---------------|----------------|------|------|------|------------|------|------|-------|-----|------|------|------|
| | | Won | Lost | Tied | Pct. | Won | Lost | Tied | Pct. | Won | Lost | Tied | Pct. |
| 1960-88 | Tom Landry | 250 | 162 | 6 | .605 | 20 | 16 | 0 | .556 | 270 | 178 | 6 | .601 |
| 1989-93 | Jimmy Johnson | 44 | 36 | 0 | .550 | 7 | 1 | 0 | .875 | 51 | 37 | 0 | .580 |
| 1994-97 | Barry Switzer | 40 | 24 | 0 | .625 | 5 | 2 | 0 | .714 | 45 | 26 | 0 | .634 |

ASSISTANT COACHES

Alexander, Hubbard, 1989-97
 Allen, Ermal, 1962-83
 Armstrong, Neill, 1982-89
 Avezzano, Joe, 1990-97
 Bates, Jim, 1996-97
 Berry, Raymond, 1968
 Blake, John, 1993-95
 Bolter, Craig, 1995-97
 Brodsky, Joe, 1989-97
 Campo, Dave, 1989-97
 Dahms, Tom, 1960-62
 Davis, Butch, 1989-94
 Dimancheff, Babe, 1960-62
 Ditka, Mike, 1973-81
 Ecklund, Brad, 1960-63
 Eddy, Jim, 1993-95
 Erkenbeck, Jim, 1987-88
 Ford, Robert, 1991-97
 Franklin, Bobby, 1968-72
 Gillman, Sid, 1972
 Hackett, Paul, 1986-88
 Hart, Tommy, 1996-97
 Hickey, Red, 1964
 Hoffman, Steve, 1989-97
 Houck, Hudson, 1993-97
 Hughes, Ed, 1973-76
 Juraszek, Joe, 1997
 Lavan, Al, 1980-88
 Lowry, Alan, 1982-90
 Mackovic, John, 1981-82
 Meeks, Ron, 1991
 Myers, Jim, 1962-86
 Nolan, Dick, 1962-67, 1982-90
 Pendergast, Clancy, 1996-97
 Reeves, Dan, 1970-80
 Reilly, Jack, 1997
 Renfro, Ray, 1968-72
 Rhome, Jerry, 1989
 Roy, Alvin, 1973-75
 Shofner, Jim, 1983-85
 Shula, Dave, 1989-90
 Slowik, Bob, 1992
 Solari, Mike, 1987-88
 Stallings, Gene, 1972-85
 Stautner, Ernie, 1966-88
 Tubbs, Jerry, 1966-88
 Turner, Norv, 1991-93
 Wannstedt, Dave, 1989-92
 Ward, Bob, 1976-89
 Wise, Tony, 1989-92
 Woicik, Mike, 1990-96
 Zampese, Ernie, 1994-97
 Zimmer, Mike, 1994-97

PLAYERS

A

50 Abrams, Bobby, LB, Michigan, 1992-93
 21 Adams, David, RB, Arizona, 1987
 26 Adderley, Herb, CB, Michigan State, 1970-72
 23 Adkins, Margene, WR, Henderson J.C., 1970-71
 34 Agee, Tommie, FB, Auburn, 1990-94
 8 Aikman, Troy, QB, UCLA, 1989-97
 36 Albritton, Vince, S/LB, Washington, 1984-91
 87 Alexander, Ray, WR, Florida A&M, 1988-89

31 Allen, Gary, RB, Hawaii, 1983-84
 73 Allen, Larry, G/T, Sonoma State, 1994-97
 19 Alworth, Lance, WR, Arkansas, 1971-72
 96 Anderson, Antonio, DT, Syracuse, 1997
 66 Andrie, George, DE, Marquette, 1962-72
 81 Ankrom, Scott, WR, Texas Christian, 1989
 10/35 Armstrong, Jimmy, DB, Appalachian State, 1987
 81 Armstrong, Tyji, TE, Mississippi, 1996
 64 Arneson, Jim, C/G, Arizona, 1973-74
 74 Asher, Bob, T, Vanderbilt, 1970
 76 Aughtman, Dowe, OL, Auburn, 1984
 89 Awalt, Rob, TE, San Diego St., 1990-91

B

33 Babb, Gene, LB/RB, Austin College, 1960-61
 53 Babinecz, John, LB, Villanova, 1972-73
 23 Bailey, Robert, CB, Miami, Fla., 1995
 66 Baker, Jesse, DE, Jacksonville State, 1986
 10 Baker, Jon, K, Arizona State, 1995
 38 Baker, Sam, P/K, Oregon State, 1962-63
 62 Baldinger, Brian, OL, Duke, 1982-84, 1986-87
 87 Banks, Gordon, WR, Stanford, 1985-87
 80 Barksdale, Rod, WR, Arizona, 1987
 31 Barnes, Benny, DB, Stanford, 1972-82
 80 Barnes, Gary, WR, Clemson, 1963
 56 Barnes, Reggie, LB, Oklahoma, 1995
 56 Barnes, Rodrigo, LB, Rice, 1973-74
 81 Bateman, Marv, P, Utah, 1972-74
 80 Bates, Bill, S, Tennessee, 1983-97
 68 Batiste, Michael, DT/G, Tulane, 1995
 46 Baynham, Craig, RB, Georgia Tech, 1967-69
 11 Belden, Bob, QB, Notre Dame, 1969-70
 91 Benson, Darren, DT, Trinity Valley C.C., 1995-97
 20 Bercich, Bob, S, Michigan State, 1960-61
 76 Bethea, Larry, DL, Michigan State, 1978-83
 7 Beuerlein, Steve, CB, Notre Dame, 1991-92
 36 Bielski, Dick, TE, Maryland, 1960-61
 44 Bishop, Don, CB, CCLA, 1960-65
 86 Bjornson, Eric, TE, Washington, 1995-97
 24 Blackwell, Alois, RB, Houston, 1978-79
 89 Blackwell, Kelly, TE, Texas Christian, 1993
 46 Blake, Ricky, RB, Alabama A&M, 1991
 28 Blount, Alvin, RB, Maryland, 1987
 68 Boeke, Jim, T, Heidelberg, 1964-67
 18 Boniol, Chris, K, Louisiana Tech, 1994-96
 87 Borden, Nate, DE, Indiana, 1960-61
 84 Borresen, Rich, TE, Northwestern, 1987
 51 Braatz, Tom, LB, Marquette, 1960
 77 Bradfute, Byron, T, Southern Mississippi, 1960-61
 1 Brady, Kerry, K, Hawaii, 1987
 53 Breunig, Bob, LB, Arizona State, 1975-84
 21/23/29 Brice, Alundis, CB, Mississippi, 1995-96
 43 Briggs, Greg, S, Texas Southern, 1995
 63 Brinkley, Lester, DL, Mississippi, 1990
 36 Brinson, Larry, RB, Florida, 1977-79
 77 Brock, Clyde, DT, Utah State, 1962-63
 99 Brooks, Kevin, DT, Michigan, 1985-88
 82 Brooks, Macey, WR, James Madison, 1997
 44 Brooks, Michael, S, No. Carolina St., 1990
 62 Brotzki, Bob, T, Syracuse, 1988
 79 Broughton, Willie, DT, Miami, Fla., 1989-90
 33 Brown, Eric, DB, Savannah State, 1989
 59 Brown, Guy, LB, Houston, 1977-82
 24 Brown, Larry, CB, Texas Christian, 1991-95
 31 Brown, Otto, DB, Prairie View, 1969
 59/50 Brownlow, Darrick, LB, Illinois, 1991, 1994



- 22 **Bullocks, Amos**, RB, Southern Illinois, 1962-64
 15/89/82 **Burbage, Cornell**, WR, Kentucky, 1987-89
 60 **Burkett, Jackie**, LB, Auburn, 1968-69
 73 **Burnette, Dave**, T, Central Arkansas, 1987
 57 **Burton, Ron**, LB, North Carolina, 1987-89
 22 **Butler, Bill**, S, Tenn. Chattanooga, 1960

C

- 60 **Caffey, Lee Roy**, LB, Texas A&M, 1971
 57 **Campos, Alan**, LB, Louisville, 1996
 52 **Cannon, Billy**, LB, Texas A&M, 1984
 59 **Capone, Warren**, LB, Louisiana State, 1975
 18 **Carano, Glenn**, QB, Nevada-Las Vegas, 1977-83
 17 **Carmichael, Harold**, WR, Southern, 1984
 10 **Carrell, Duane**, P, Florida State, 1974
 75 **Carter, Jon**, DT, Pittsburg, 1989
 96/98 **Carver, Shante**, DE, Arizona State, 1994-97
 25 **Case, Scott**, S, Oklahoma, 1995
 75 **Casillas, Tony**, DT, Oklahoma, 1991-93, 1996-97
 79 **Cesario, Sal**, G, Cal. Poly SLO, 1980
 85/89 **Chandler, Thornton**, TE, Alabama, 1986-89
 72 **Cheek, Louis**, OL, Texas A&M, 1990
 72 **Childress, Ray**, DT, Texas A&M, 1996
 77 **Cisowski, Steve**, T, Santa Clara, 1987
 42 **Clack, Darryl**, RB, Arizona State, 1986-89
 83/17 **Clark, Mike**, K, Texas A&M, 1968-71, 1973
 73 **Clark, Monte**, T, Southern California, 1962
 37 **Clark, Phil**, DB, Northwestern, 1967-69
 82 **Clarke, Frank**, TE/WR, Colorado, 1960-67
 47 **Clinkscale, Dextor**, S, South Carolina State, 1980, 1982-85
 52 **Coakley, Dexter**, LB, Appalachian State, 1997
 59 **Cobb, Garry**, LB, Southern California, 1988-89
 63 **Cole, Larry**, DL, Hawaii, 1968-80
 41 **Coleman, Anthony**, DB, Baylor, 1987
 44 **Coleman, Lincoln**, RB, Baylor, 1993-94
 86 **Coleman, Ralph**, LB, No. Carolina A&T, 1972
 10 **Collier, Reggie**, QB, Southern Mississippi, 1986
 77 **Colvin, Jim**, DT, Houston, 1964-66
 31 **Cone, Fred**, K, Clemson, 1960
 54/53 **Connelly, Mike**, C, Utah State, 1960-67
 40 **Conrad, Bobby Joe**, WR, Texas A&M, 1969
 61 **Cooper, Jim**, OL, Temple, 1977-86
 93 **Cooper, Reggie**, LB, Nebraska, 1991
 68 **Cornish, Frank**, C, UCLA, 1992-94
 85 **Cornwell, Fred**, TE, Southern California, 1984-85
 84 **Cosbie, Doug**, TE, Santa Clara, 1979-88
 44/81 **Courville, Vince**, WR, Rice, 1987
 90 **Crockett, Willis**, LB, Georgia Tech, 1990
 85 **Cronin, Gene**, LB, Pacific, 1960
 3 **Cunningham, Richie**, K, Southwestern Louisiana, 1997
 62 **Cvercko, Andy**, G, Northwestern, 1961-62

D

- 81 **Daniel, Tim**, WR, Florida A&M, 1993
 45/21 **Daniels, Dick**, S, Pacific, Ore., 1966-68
 87 **Davis, Billy**, WR, Pittsburgh, 1995-97
 89 **Davis, Donnie**, WR, Southern, 1962
 57 **Davis, Kyle**, C, Oklahoma, 1975
 88 **Davis, Sonny**, LB, Baylor, 1961
 35 **Davis, Wendell**, CB, Oklahoma, 1996-97
 55 **Del Rio, Jack**, LB, Southern California, 1989-91
 56 **DeOssie, Steve**, LB, Boston College, 1984-88
 21 **Dennison, Doug**, RB, Kutztown State, 1974-78
 83 **Deters, Harold**, K, No. Carolina State, 1967
 26 **Dial, Buddy**, WR, Rice, 1964-66
 51 **Dickerson, Anthony**, LB, Southern Methodist, 1980-84
 71 **Dickson, Paul**, T, Baylor, 1960
 76 **Diehl, John**, DT, Virginia, 1969
 89 **Ditka, Mike**, TE, Pittsburgh, 1969-72
 86/21 **Dixon, James**, WR/RB, Houston, 1989-91
 34 **Doelling, Fred**, S, Pennsylvania, 1960
 53 **Donaldson, Ray**, C, Georgia, 1995-96
 83 **Donley, Doug**, WR, Ohio State, 1981-84
 62 **Donohue, Leon**, G, Cal. State San Jose, 1965-67

- 67 **Donovan, Pat**, T, Stanford, 1975-83
 83 **Doran, Jim**, WR, Iowa State, 1960-61
 33 **Dorsett, Tony**, RB, Pittsburgh, 1977-87
 40 **Douglas, Merrill**, RB, Utah, 1961
 30 **Dowdle, Mike**, RB/LB, Texas, 1960-62
 26 **Downs, Michael**, S, Rice, 1981-88
 86 **Duckett, Kenny**, WR, Wake Forest, 1985
 89 **Dugan, Fred**, WR, Dayton, 1960
 52 **Duliban, Chris**, LB, Texas, 1987
 37 **Dunn, Perry Lee**, RB, Mississippi, 1964-65
 45 **Dupre, L.G.**, RB, Baylor, 1960-61
 89 **DuPree, Billy Joe**, TE, Michigan State, 1973-83
 78 **Dutton, John**, DL, Nebraska, 1979-86
 71 **Dwyer, Mike**, DT, Massachusetts, 1987

E

- 42 **Easmon, Ricky**, DB, Florida, 1985
 79/77 **East, Ron**, DT, Montana State, 1967-70
 52 **Edwards, Dave**, LB, Auburn, 1963-75
 58 **Edwards, Dixon**, LB, Michigan State, 1991-95
 81/87 **Edwards, Kelvin**, WR, Liberty, 1987-88
 52 **Eidson, Jim**, G/C, Mississippi State, 1976
 53 **Elam, Onzy**, LB, Tennessee State, 1989
 2 **Elliott, Lin**, K, Texas Tech, 1992-93
 31/27 **Everett, Thomas**, S, Baylor, 1992-93

F

- 63 **Falls, Mike**, G, Minnesota, 1960-61
 27 **Fellows, Ron**, CB, Missouri, 1981-86
 54 **Fieldings, Anthony**, LB, Morningside College, 1995
 46 **Fishback, Joe**, S, Carson-Newman, 1993-94
 73 **Fisher, Ray**, T, Eastern Illinois, 1960
 62 **Fitzgerald, John**, C, Boston College, 1971-80
 55 **Flaherty, Harry**, LB, Holy Cross, 1987
 63 **Flannery, John**, G, Syracuse, 1996-97
 82 **Fleming, Cory**, WR, Tennessee, 1994-95
 45 **Flowers, Richmond**, S, Tennessee, 1969-71
 80/83 **Folkins, Lee**, TE, Washington, 1962-64
 85 **Folsom, Steve**, TE, Utah, 1987-90
 80 **Ford, Bernard**, WR, Central Florida, 1989
 46 **Fowler, Todd**, FB, Stephen F. Austin, 1985-88
 38 **Francis, Ron**, CB, Baylor, 1987-90
 32 **Franchhauser, Tom**, CB, Purdue, 1960-61
 76 **Frank, Bill**, T, Colorado, 1964
 23 **Frazier, Derrick**, CB, Texas A&M, 1996
 71 **Frederick, Andy**, T, New Mexico, 1977-81
 15 **Fritsch, Toni**, K, Vienna, Austria, 1971-73, 1975
 79 **Frost, Ken**, DT, Kentucky, 1961-62
 75 **Fry, Bob**, T, Kentucky, 1960-64
 84 **Fugett, Jean**, TE, Amherst, 1972-75

G

- 80 **Gadsden, Oronde**, WR, Winston-Salem, 1995
 27 **Gaechter, Mike**, S, Oregon, 1962-69
 39 **Gainer, Derrick**, RB, Florida A&M, 1992-93
 89 **Galbraith, Scott**, TE, Southern California, 1993-94, 1997
 29 **Gant, Kenneth**, CB, Albany St., 1990-94
 17 **Garrett, Jason**, QB, Princeton, 1993-97
 32 **Garrison, Walt**, RB, Oklahoma State, 1966-74
 80 **Gay, Everett**, WR, Texas, 1988
 35 **Gent, Pete**, WR/TE, Michigan State, 1964-68
 67/63 **Gesek, John**, G, Cal. St.-Sacramento, 1990-93
 11 **Gibbs, Sonny**, QB, Texas Christian, 1963
 56 **Godfrey, Randall**, LB, Georgia, 1996-97
 66 **Gogan, Kevin**, T, Washington, 1987-93
 76 **Gonzaga, John**, DE, No college, 1960
 83 **Gonzalez, Leon**, WR, Bethune, Cookman, 1985
 44 **Gowdy, Cornell**, DB, Morgan State, 1986
 4 **Gowin, Toby**, P, North Texas, 1997
 71 **Granger, Charlie**, T, Southern, 1961
 28 **Granger, Norm**, RB, Iowa, 1984
 29/48 **Green, Alex**, CB, Indiana, 1987
 61 **Green, Allen**, P/K, Mississippi, 1977



- 34 **Green, Cornell**, DB, Utah State, 1962-74
 79 **Gregg, Forrest**, G/T, Southern Methodist, 1971
 77 **Gregory, Bill**, DL, Wisconsin, 1971-77
 21 **Gregory, Glynn**, WR/DB, Southern Methodist, 1961-62
 64 **Grottkau, Bob**, G, Oregon, 1961
 60 **Guy, Buzz**, G, Duke, 1960

H

- 64 **Hagen, Halvor**, C/G, Weber State, 1969-70
 94 **Haley, Charles**, DE, James Madison, 1992-96
 38 **Hall, Chris**, S, East Carolina, 1993
 60 **Hamel, Dean**, DT, Tulsa, 1989-90
 63 **Hannah, Shane**, G, Michigan State, 1995
 52 **Hansen, Wayne**, LB, Texas Wesleyan, 1960
 54 **Hardy, Darryl**, LB, Tennessee, 1995, 1997
 80 **Harper, Alvin**, WR, Tennessee, 1991-94
 50 **Harper, Dave**, LB, Humboldt State, 1990
 24 **Harper, Roger**, S, Ohio State, 1996
 43 **Harris, Cliff**, S, Ouachita, 1970-79
 86 **Harris, Durriel**, WR, New Mexico State, 1984
 40 **Harris, Jim**, S, Oklahoma, 1961
 80 **Harris, Rod**, WR, Texas A&M, 1990
 22 **Hayes, Bob**, WR, Florida A&M, 1965-74
 33 **Hayes, Wendell**, RB, Humboldt State, 1963
 27 **Haynes, Tommy**, S, Southern California, 1987
 56 **Hays, Harold**, LB, Southern Mississippi, 1963-67
 62/78 **Healy, Don**, DT, Maryland, 1960-61
 69 **Hegamin, George**, T, North Carolina State, 1994-97
 58 **Hegman, Mike**, LB, Tennessee State, 1976-88
 11 **Heinrich, Don**, QB, Washington, 1960
 62/70 **Hellestrae, Dale**, OL, Southern Methodist, 1990-97
 58 **Hemsley, Nate**, LB, Syracuse, 1997
 56 **Henderson, Thomas**, LB, Langston, 1975-79
 58/50 **Hendrickson, Steve**, LB, California, 1989
 45 **Hendrix, Manny**, CB, Utah, 1986-91
 85 **Hendrix, Tim**, TE, Tennessee, 1987
 95 **Hennings, Chad**, DT, Air Force, 1992-97
 72 **Herchman, Bill**, DT, Texas Tech, 1960-61
 1 **Herrerra, Efen**, K, UCLA, 1974, 1976-77
 81 **Hervey, Edward**, WR, Southern Cal, 1995
 21 **Higgs, Mark**, RB, Kentucky, 1988
 32 **Highsmith, Alonzo**, FB, Miami, Fla., 1990-91
 31 **Hill, Bill**, CB, Rutgers, 1987
 35 **Hill, Calvin**, RB, Yale, 1969-74
 25 **Hill, Rod**, CB, Kentucky State, 1982-83
 80 **Hilli, Tony**, WR, Stanford, 1977-86
 60/90 **Hilli, Tony**, DE, Tenn. Chattanooga, 1991-92
 10 **Hodson, Tommy**, QB, Louisiana State, 1994
 14 **Hogeboom, Gary**, QB, Central Michigan, 1980-85
 23 **Holloway, Johnny**, CB, Kansas, 1986
 47 **Holmes, Clayton**, CB, Carson-Newman, 1992-95
 30 **Holt, Issiac**, CB, Alcorn State, 1989-92
 24 **Homan, Dennis**, WR, Alabama, 1968-70
 9 **Hoopas, Mitch**, P, Arizona, 1975
 20 **Horton, Ray**, S, Washington, 1989-92
 67 **Houser, John**, C/G, Redlands, 1960-61
 86 **Houston, Bill**, WR, Jackson State, 1974
 21 **Howard, Carl**, CB, Rutgers, 1984
 99 **Howard, David**, LB, Cal. St. Long Beach, 1989-90
 81 **Howard, Percy**, WR, Austin Peay, 1975
 87 **Howard, Ron**, TE, Seattle, 1974-75
 54 **Howley, Chuck**, LB, West Virginia, 1961-73
 81 **Howton, Bill**, WR, Rice, 1960-63
 51 **Hoyem, Lynn**, C/G, Cal. St. Long Beach, 1962-63
 42 **Hughes, Randy**, S, Oklahoma, 1975-80
 11 **Humphrey, Buddy**, QB, Baylor, 1961
 79 **Hunt, John**, G/T, Florida, 1984
 34 **Hunter, Monty**, S, Salem, 1982
 52/58 **Hurd, Jeff**, LB, Kansas State, 1987
 40 **Hurt, Eric**, CB, Cal. State San Jose, 1980
 66 **Husmann, Ed**, DT, Nebraska, 1960
 59 **Hutcherson, Ken**, LB, Livingston State, 1974
 57/55 **Huther, Bruce**, LB, New Hampshire, 1977-80, 1983
 66 **Hutson, Tony**, G, N.E. Oklahoma St., 1996-97

I

- 88 **Irvin, Michael**, WR, Miami, Fla., 1988-97
 60 **Isbell, Joe Bob**, G, Houston, 1962-65

J

- 32 **Jackson, Tim**, S, Nebraska, 1969
 83 **Jackson, Willie**, WR, Florida, 1994
 53 **Jax, Garth**, LB, Florida State, 1986-88
 77 **Jeffcoat, Jim**, DE, Arizona State, 1983-94
 84 **Jennings, Keith**, TE, Clemson, 1989
 37 **Jensen, Jim**, RB, Iowa, 1976
 19 **Jett, John**, P, East Carolina, 1993-96
 86 **Johnson, Butch**, WR, Calif.-Riverside, 1976-83
 23 **Johnson, Mike**, CB, Kansas, 1966-69
 64 **Johnson, Mitch**, G, UCLA, 1965
 29 **Johnson, Udra**, RB, West Virginia, 1989
 91 **Johnson, Walter**, DT, Pittsburgh, 1987
 48 **Johnston, Daryl**, FB, Syracuse, 1989-97
 51 **Jones, Dale**, LB, Tennessee State, 1987
 39 **Jones, E.J.**, RB, Kansas, 1987
 72 **Jones, Ed**, DE, Tennessee State, 1974-78, 1980-89
 23 **Jones, James**, RB, Mississippi State, 1980-82, 1984-85
 97 **Jones, Jimmie**, DL, Miami, Fla., 1990-93
 55 **Jones, Robert**, LB, East Carolina, 1992-95
 55 **Jordan, Lee Roy**, LB, Alabama, 1963-76

K

- 57 **Keller, Mike**, LB, Michigan, 1972
 60 **Kennard, Derek**, G, Nevada-Reno, 1994-96
 68 **Ker, Crawford**, G, Florida, 1985-90
 60 **Killian, Gene**, G, Tennessee, 1974
 60 **Kiner, Steve**, LB, Tennessee, 1970
 57 **King, Angelo**, LB, South Carolina State, 1981-83
 73 **Kitson, Syd**, G, Wake Forest, 1984
 79 **Klein, Dick**, T, Iowa, 1960
 18 **Kosar, Bernie**, QB, Miami, Fla., 1993
 35 **Kowalczyk, Walt**, RB, Michigan State, 1960
 9 **Kupp, Craig**, QB, Pacific-Lutheran, 1991
 67 **Kupp, Jake**, G, Washington, 1964-65
 25 **Kyle, Aaron**, CB, Wyoming, 1976-79

L

- 89 **LaFleur, David**, TE, Louisiana State, 1997
 35 **Laidlaw, Scott**, RB, Stanford, 1975-79
 38 **Lang, David**, RB, Northern Arizona, 1995
 15 **Laufenberg, Babe**, QB, Indiana, 1989-90
 25 **Lassic, Derrick**, RB, Alabama, 1993-94
 29 **Lavette, Robert**, RB, Georgia Tech, 1985-87
 66 **Lawless, Burton**, G, Florida, 1975-79
 14 **LeBaron, Eddie**, QB, Pacific, 1960-63
 78 **Lett, Leon**, DL, Emporia State, 1991-97
 50 **Lewis, D.D.**, LB, Mississippi State, 1968, 1970-81
 23 **Lewis, Woodley**, WR, Oregon, 1960
 64/67 **Lilja, George**, C, Michigan, 1987
 74 **Lilly, Bob**, DL, Texas Christian, 1961-74
 97 **Lilly, Kevin**, DT, Tulsa, 1989
 72/64 **Liscio, Tony**, T, Tulsa, 1963-64, 1966-71
 20 **Livingston, Bruce**, DB, Arkansas Tech, 1987
 41 **Livingston, Warren**, CB, Arizona, 1961-66
 35 **Lockett, J.W.**, RB, Central Oklahoma, 1961-62
 56 **Lockhart, Eugene**, LB, Houston, 1984-90
 25 **Logan, Obert**, S, Trinity Tex., 1965-66
 56 **Long, Bob**, LB, UCLA, 1962
 19 **Longley, Clint**, QB, Abilene Christian, 1974-75
 18 **Lothridge, Billy**, P/QB, Georgia Tech, 1964

M

- 47 **Maegle, Dick**, S, Rice, 1961
 51 **Manders, Dave**, C, Michigan State, 1964-66, 1968-74
 22 **Manning, Wade**, CB, Ohio State, 1979
 31 **Marion, Brock**, S, Nevada-Reno, 1993-97
 31 **Marsh, Amos**, RB, Oregon State, 1961-64



79 **Martin, Harvey**, DE, East Texas State, 1973-83
 83 **Martin, Kelvin**, WR, Boston College, 1987-92, 1996
 67 **Maryland, Russell**, DT, Miami, Fla., 1991-95
 25 **Mathews, Ray**, WR, Clemson, 1960
 23 **Mathis, Kevin**, CB, Texas A&M-Commerce, 1997
 99 **McCormack, Hurvin**, DT, Indiana, 1994-97
 70 **McCreary, Bob**, T, Wake Forest, 1961
 80 **McDaniels, David**, WR, Mississippi Valley, 1968
 14 **McDonald, Paul**, QB, Southern California, 1986-87
 25 **McDonald, Tommy**, WR, Oklahoma, 1964
 42 **McIlhenny, Don**, RB, Southern Methodist, 1960-61
 90 **McIntosh, Toddrick**, DT, Florida State, 1994
 85 **McKinnon, Dennis**, WR, Florida St., 1990
 52 **McLean, Scott**, LB, Florida State, 1983
 35 **McSwain, Chuck**, RB, Clemson, 1983-84
 70 **Memmelaar, Dale**, G, Wyoming, 1962-63
 17 **Meredith, Don**, QB, Southern Methodist, 1960-68
 78 **Meyers, John**, DT, Washington, 1962-63
 83 **Mickey, Joey**, TE, Oklahoma, 1993
 7 **Millen, Hugh**, QB, Washington, 1993
 83 **Miller, Anthony**, WR, Tennessee, 1997
 3 **Miller, Jim**, P, Mississippi, 1983-84
 84 **Mitchell, Aaron**, CB, Nevada-Las Vegas, 1979-80
 82 **Mitchell, Johnny**, TE, Nebraska, 1996
 27 **Mobley, Singor**, S, Washington State, 1997
 23 **Montgomery, Mike**, RB/WR, Kansas State, 1972-73
 24 **Mooty, Jim**, CB, Arkansas, 1960
 37 **Morgan, Dennis**, RB, Western Illinois, 1974
 14 **Morton, Craig**, QB, California, 1965-74
 80 **Murchison, Ola Lee**, WR, Pacific, 1961
 3 **Murray, Eddie**, K, Tulane, 1993
 98 **Myles, Godfrey**, LB, Florida, 1991-96

N

73 **Neely, Ralph**, G/T, Oklahoma, 1965-77
 44 **Newhouse, Robert**, FB, Houston, 1972-83
 30 **Newsome, Timmy**, RB, Winston-Salem, 1980-88
 67/61 **Newton, Nate**, G/T, Florida A&M, 1986-97
 76 **Niland, John**, G, Iowa, 1966-74
 25 **Nolan, Dick**, S, Maryland, 1962
 73 **Noonan, Danny**, DL, Nebraska, 1987-92
 84 **Norman, Pettis**, TE, J.C. Smith, 1962-70
 25 **Norton, Jerry**, S, Southern Methodist, 1962
 51 **Norton, Ken**, LB, UCLA, 1988-93
 84 **Novacek, Jay**, TE, Wyoming, 1990-96
 76 **Nutting, Ed**, T, Georgia Tech, 1963
 61 **Nye, Blaine**, G, Standard, 1968-76

O

62 **Oswald, Paul**, G, Kansas, 1988
 76 **Otto, Bob**, DL, Idaho State, 1966
 20 **Overton, Jerry**, S, Utah, 1963
 31 **Owens, Billy**, DB, Pittsburgh, 1988

P

26 **Palmer, Paul**, RB, Temple, 1989
 21 **Parks, Billy**, WR, Cal. St. Long Beach, 1972
 62 **Parrish, James**, T, Temple, 1993-94
 56 **Patera, Jack**, LB, Oregon, 1960-61
 43 **Patterson, Elvis**, CB, Kansas, 1993
 88 **Pearson, Drew**, WR, Tulsa, 1973-83
 26 **Pearson, Preston**, RB, Illinois, 1975-80
 9 **Peete, Rodney**, QB, Southern California, 1994
 76 **Pelluer, Steve**, QB, Washington, 1984-88
 59 **Penn, Jesse**, LB, Virginia Tech, 1985-87
 22 **Peoples, George**, RB, Auburn, 1982
 33 **Percival, Mac**, K, Texas Tech, 1967
 42 **Perkins, Don**, RB, New Mexico, 1961-68
 93 **Perkins, Ray**, DE, Virginia, 1987
 39 **Perryman, Robert**, FB, Michigan, 1990
 65 **Petersen, Kurt**, G, Missouri, 1980-85
 58 **Peterson, Calvin**, LB, UCLA, 1974-75
 81 **Phillips, Kirk**, WR, Tulsa, 1984
 33 **Pinder, Cyril**, RB, Illinois, 1973

R

64 **Rafferty, Tom**, G/C, Penn State, 1976-89
 60 **Randall, Tom**, G, Iowa State, 1978
 88 **Randle, Sonny**, WR, Virginia, 1968
 82 **Reece, Beasley**, CB/WR, North Texas, 1976
 41 **Reece, John**, CB, Nebraska, 1997
 68 **Reese, Guy**, DT, Southern Methodist, 1962-63
 30 **Reeves, Dan**, RB/QB, South Carolina, 1965-72
 20 **Renfro, Mel**, DB/RB, Oregon, 1964-77
 82 **Renfro, Mike**, WR, Texas Christian, 1984-87
 19 **Rentzel, Lance**, WR, Oklahoma, 1967-70
 76 **Reynolds, Jerry**, T, Nevada-Las Vegas, 1994
 13 **Rheme, Jerry**, QB, Tulsa, 1965-68
 27 **Richards, Curvin**, RB, Pittsburgh, 1991-92
 83 **Richards, Golden**, WR, Hawaii, 1973-78
 70 **Richards, Howard**, G/T, Missouri, 1981-86
 31 **Richardson, Gloster**, WR, Jackson State, 1971
 48 **Ridgway, Colin**, P/K, Lamar Tech, 1965
 82 **Ridlon, Jim**, S, Syracuse, 1963-64
 12 **Roach, John**, QB, Southern Methodist, 1964
 87 **Roberts, Alfredo**, TE, Miami, Fla., 1991-92
 45 **Robinson, Larry**, RB, Tennessee, 1973
 56 **Roe, Bill**, LB, Colorado, 1980
 50 **Rohrer, Jeff**, LB, Yale, 1982-87
 56 **Roper, John**, LB, Texas A&M, 1993
 36 **Ross, Dominique**, RB, Valdosta State, 1995-96
 88 **Rucker, Reggie**, WR, Boston University, 1970-71
 9 **Ruzek, Roger**, K, Weber State, 1987-89

S

87 **Saldi, Jay**, TE, South Carolina, 1976-82
 89 **Salonen, Brian**, TE/LB, Montana, 1984-85
 70 **Sandeman, Bill**, DT, Pacific, 1966
 21 **Sanders, Deion**, CB/WR, Florida State, 1995-97
 39 **Sargent, Broderick**, FB, Baylor, 1989
 8 **Sawyer, Buzz**, P, Baylor, 1967
 4 **Saxon, Mike**, P, San Diego St., 1985-92
 78 **Schaum, Greg**, DE, Michigan State, 1976
 65 **Schoenke, Ray**, T, Southern Methodist, 1963-64
 66 **Schultz, Chris**, T, Arizona, 1983, 1985
 52 **Schwartz, Jim**, LB, Purdue, 1994-96
 77 **Scifres, Steve**, OL, Wyoming, 1997
 47 **Scott, Chuck**, WR, Vanderbilt, 1987
 68 **Scott, Herb**, G, Virginia Union, 1975-84
 35 **Scott, Kevin**, RB, Stanford, 1989
 52 **Scott, Sean**, LB, Maryland, 1988
 22 **Scott, Victor**, DB, Colorado, 1984-88
 10 **Secules, Scott**, QB, Virginia, 1988
 88 **Sellers, Ron**, WR, Florida State, 1972
 1 **Septien, Rafael**, K, Southwest Louisiana, 1978-86
 94/53 **Shannon, Randy**, LB, Miami, Fla., 1989-90
 52 **Shaw, Robert**, C, Tennessee, 1979-81
 67 **Shearin, Joe**, C, Texas, 1987
 87/82 **Shepard, Derrick**, WR, Oklahoma, 1989-91
 86 **Sherer, Dave**, P, Southern Methodist, 1960
 86 **Sherrard, Mike**, WR, UCLA, 1986
 63 **Shields, Joe**, OL, Portland State, 1987
 50 **Shiver, Clay**, C, Florida State, 1996-97
 46/25 **Shy, Les**, RB, Cal. St. Long Beach, 1966-69
 82 **Simmons, Cleo**, TE, Jackson State, 1983
 52 **Simmons, Dave**, LB, Georgia Tech, 1968
 53 **Simmons, Victor**, LB, Central State, Ohio, 1987



- 65 Slaton, Tony, G, Southern Cal., 1990
 42 Smagala, Stan, DB, Notre Dame, 1990-91
 60 Smerek, Don, DL, Nevada-Reno, 1981-87
 59 Smith, Darrin, LB, Miami, Fla., 1993-96
 75/79 Smith, Daryle, T, Tennessee, 1987-88
 39 Smith, Donald, S, Liberty, 1991
 22 Smith, Emmitt, RB, Florida, 1990-97
 24 Smith, J.D., RB, No. Carolina A&T, 1965-66
 81 Smith, Jackie, TE, Northwest Louisiana, 1978
 64 Smith, Jim Ray, G/T, Baylor, 1963-64
 82 Smith, Jimmy, WR, Jackson State, 1992
 26 Smith, Kevin, CB, Texas A&M, 1992-97
 67 Smith, Sean, DT, Grambling, 1989
 33 Smith, Timmy, RB, Texas Tech, 1990
 85 Smith, Tody, DL, Southern California, 1971-72
 57 Smith, Vinson, LB, East Carolina, 1990-92, 1997
 86 Smith, Waddell, WR, Kansas, 1984
 18 Snyder, Loren, QB, Northern Colorado, 1987
 54 Solomon, Jesse, LB, Florida State, 1989-90
 46 Solomon, Roland, S, Utah, 1980
 80 Spivey, Sebron, WR, Southern Illinois, 1987
 55 Spradlin, Danny, LB, Tennessee, 1981-82
 20 Springs, Ron, RB, Ohio State, 1979-84
 65 Stalls, Dave, DE, Northern Colorado, 1977-79
 12 Staubach, Roger, QB, Navy, 1969-79
 81/82 Steele, Robert, WR, Northern Alabama, 1978
 79/77 Stephens, Larry, DE, Texas, 1963-67
 70/53 Stepanoski, Mark, G/C, Pittsburgh, 1989-94
 28 Stewart, Curtis, RB, Auburn, 1989
 40 Stiger, Jim, RB, Washington, 1963-65
 56 Stincic, Tom, LB, Michigan, 1969-71
 31 Stokes, Sim, WR, Northern Colorado, 1967
 65 Stone, Ron, T, Boston College, 1993-95
 18 Stout, Cliff, QB, Youngstown St., 1990-91
 24 Stoutmire, Omar, S, Fresno State, 1997
 82 Stowe, Otto, WR, Iowa State, 1973
 96 Stubbs, Daniel, DE, Miami, Fla., 1990-91
 30 Studstill, Darren, S, West Virginia, 1994
 90 Sturgis, Oscar, DE, North Carolina, 1995
 40 Strayhorn, Les, RB, East Carolina, 1973-74
 55 Strickland, Fred, LB, Purdue, 1996-97
 87 Stynchula, Andy, DE, Penn State, 1968
 45 Sualua, Nicky, FB, Ohio State, 1997
 72 Sullivan, Mike, T, Miami, Fla., 1991
 51/57 Swan, Russ, LB, Virginia, 1987
 19 Sweeney, Kevin, QB, Cal. St. Fresno, 1987-88

T

- 71/72 Talbert, Don, DE/OT, Texas, 1962, 1965, 1971
 25 Tautalatasi, Junior, RB, Washington State, 1989
 30 Teague, George, S, Alabama, 1996
 89 Tennell, Derek, TE, UCLA, 1992
 27 Thomas, Bill, RB, Boston College, 1972
 32 Thomas, Blair, RB, Penn State, 1994
 51 Thomas, Broderick, LB, Nebraska, 1996-97
 41 Thomas, Dave, CB, Tennessee, 1993-94
 33 Thomas, Duane, RB, West Texas State, 1970-71
 37 Thomas, Ike, CB, Bishop, 1971
 67 Thompson, Broderick, G, Kansas, 1985
 72 Thornton, Bruce, DL, Illinois, 1979-81
 32 Thurman, Dennis, DB, Southern California, 1978-85
 59 Timmer, Kirk, LB, Montana State, 1987
 98 Tippins, Ken, LB, Middle Tennessee St., 1989
 63 Titensor, Glen, G, Brigham Young, 1981-86, 1988
 62/82 Tolbert, Tony, DL, Texas-El Paso, 1989-97
 76 Toomay, Pat, DE, Vanderbilt, 1970-74
 71 Townes, Willie, DE, Tulsa, 1966-68
 27 Tremble, Greg, S, Georgia, 1995
 87 Truax, Billy, TE, Louisiana State, 1971-73
 50 Tubbs, Jerry, LB, Oklahoma, 1960-67
 71 Tuinei, Mark, OT/DL, Hawaii, 1983-97
 57 Turner, Jimmie, LB, Presbyterian, 1984

U

- 93 Ulufale, Mike, DT, Brigham Young, 1996

V

- 91 Vanderbeek, Matt, LB/DE, Michigan State, 1993-94
 30 Van Raaphorst, Dick, K, Ohio State, 1964
 37 Vaughn, Lee, DB, Wyoming, 1997
 76 Veingrad, Alan, OL, E. Texas St., 1991-92
 11 Villanueva, Danny, P/K, New Mexico State, 1965-67

W

- 95 Walen, Mark, DT, UCLA, 1987-88
 67 Walker, Gary, OL, Boston University, 1987
 34 Walker, Herschel, RB, Georgia, 1986-89, 1996-97
 57 Walker, Louie, LB, Colorado State, 1974
 57 Walker, Malcolm, C, Rice, 1966-69
 71 Wallace, Rodney, G/T, New Mexico, 1971-73
 24 Walls, Everson, CB, Grambling, 1981-89
 3 Walsh, Steve, QB, Miami, Fla., 1989-90
 59 Walter, Mike, LB, Oregon, 1983
 78 Walton, Bruce, G, UCLA, 1973-75
 89 Ware, Derek, TE, Central Oklahoma, 1996
 5 Warren, John, P, Tennessee, 1983-84
 37 Washington, James, S, UCLA, 1990-94
 46 Washington, Mark, CB, Morgan State, 1970-78
 41 Waters, Charlie, DB, Clemson, 1970-78, 1980-81
 83 Watkins, Kendell, TE, Mississippi State, 1995
 94 Watts, Randy, DE, Catawba, 1987
 33 Wayt, Russell, LB, Rice, 1965
 42 Welch, Clayton, RB, Oregon, 1969-71
 66 Wells, Norm, G, Northwestern, 1980
 65 Westberry, Gary, C, Hampton, 1987
 30 Wheaton, Kenny, CB, Oregon, 1997
 65/70 White, Bob, OL, Rhode Island, 1987-89
 11 White, Danny, QB/P, Arizona State, 1976-88
 37 White, Gerald, FB, Michigan, 1987
 54 White, Randy, DT/LB, Maryland, 1975-88
 42 Whitfield, A.D., RB, North Texas, 1965
 53 Whittingham, Fred, LB, Cal. Poly SLO, 1969
 12/10 Widby, Ron, P, Tennessee, 1968-71
 78 Widell, Dave, T, Boston College, 1988-89
 65 Wilbur, John, T, Stanford, 1966-69
 42 Williams, Charlie, S, Bowling Green, 1995-97
 79 Williams, Erik, T, Central (OH) State, 1991-97
 36 Williams, Joe, RB, Wyoming, 1971
 38 Williams, John, FB, Wisconsin, 1985
 85 Williams, Kevin, WR, Miami, Fla., 1993-96
 23 Williams, Robert, CB, Baylor, 1987-93
 20 Williams, Sherman, RB, Alabama, 1995-97
 80 Williams, Stepfret, WR, Northeast Louisiana, 1996-97
 86 Williams, Tyrone, WR, Western Ontario, 1993
 1 Willis, Ken, K, Kentucky, 1990-91
 98 Willis, Mitch, DT, Southern Methodist, 1990
 42 Wilson, Robert, FB, Texas A&M, 1994
 81/45 Wilson, Steve, WR/CB, Howard, 1979-81
 11/18 Wilson, Wade, QB, East Texas State, 1995-97
 84 Wisener, Gary, WR, Baylor, 1960
 28 Woodson, Darren, S, Arizona State, 1992-97
 45 Woolsey, Rolly, DB, Boise State, 1975
 81 Wright Alexander, WR, Auburn, 1990-92
 15 Wright, Brad, QB, New Mexico, 1982
 41 Wright, Charles, DB, Tulsa, 1988
 85/70 Wright, Rayfield, TE/T, Fort Valley State, 1967-79
 73 Wright, Steve, T, Northern Iowa, 1981-82

Y

- 78 Youmans, Maury, DE, Syracuse, 1964-65
 30 Young, Charles, RB, No. Carolina State, 1974-76

Z

- 6 Zendejas, Luis, K, Arizona State, 1987-89
 62 Zentic, Mike, C, Oklahoma State, 1987
 76 Zimmerman, Jeff, G, Florida, 1987-90



Cowboys All-Time Honor Roll

PRO BOWL

| | | | |
|------|------|-----|-------------------------------|
| 1960 | (1) | - | Jim Doran, WR (1) |
| 1961 | (2) | - | Dick Bielski, TE (1) |
| | | # | Don Perkins, RB (1) |
| 1962 | (5) | - | Don Bishop, CB (1) |
| | | | Eddie LeBaron, QB (1) |
| | | | Bob Lilly, DE (1) |
| | | | Don Perkins, RB (2) |
| | | | Jerry Tubbs, LB (1) |
| 1963 | (3) | - | Sam Baker, P (1) |
| | | | Lee Folkins, TE (1) |
| | | | Don Perkins, RB (3) |
| 1964 | (2) | - | Bob Lilly, DT (2) |
| | | # | Mel Renfro, S (1) |
| 1965 | (6) | - | George Andrie, DE (1) |
| | | | Cornell Green, CB (1) |
| | | # | Bob Hayes, WR (1) |
| | | | Chuck Howley, LB (1) |
| | | | Bob Lilly, DT (3) |
| | | | Mel Renfro, S (2) |
| 1966 | (9) | - | George Andrie, DE (2) |
| | | | Cornell Green, CB (2) |
| | | | Bob Hayes, WR (2) |
| | | | Chuck Howley, LB (2) |
| | | | Bob Lilly, DT (4) |
| | | | Dave Manders, C (1) |
| | | | Don Meredith, QB (1) |
| | | | Don Perkins, RB (4) |
| | | | Mel Renfro, S (3) |
| 1967 | (10) | - | George Andrie, DE (3) |
| | | | Cornell Green, CB (3) |
| | | | Bob Hayes, WR (3) |
| | | | Chuck Howley, LB (3) |
| | | | Lee Roy Jordan, LB (1) |
| | | | Bob Lilly, DT (5) |
| | | | Don Meredith, QB (2) |
| | | | Ralph Neely, T (1) |
| | | | Don Perkins, RB (5) |
| | | | Mel Renfro, S (4) |
| 1968 | (8) | - | George Andrie, DE (4) |
| | | | Chuck Howley, LB (4) |
| | | | Lee Roy Jordan, LB (2) |
| | | | Bob Lilly, DT (6) |
| | | | Don Meredith, QB (3) |
| | | | John Niland, G (1) |
| | | | Don Perkins, RB (6) |
| | | | Mel Renfro, CB (5) |
| 1969 | (8) | - a | George Andrie, DE (5) |
| | | # | Calvin Hill, RB (1) |
| | | | Chuck Howley, LB (5) |
| | | | Lee Roy Jordan, LB (3) |
| | | | Bob Lilly, DT (7) |
| | | | Ralph Neely, T (2) |
| | | | John Niland, G (2) |
| | | | Mel Renfro, CB (6) |
| 1970 | (3) | - | Bob Lilly, DT (8) |
| | | | John Niland, G (3) |
| | | b | Mel Renfro, CB (7) |
| 1971 | (8) | - | Cornell Green, S (4) |
| | | | Chuck Howley, LB (6) |
| | | | Bob Lilly, DT (9) |
| | | | John Niland, G (4) |
| | | | Mel Renfro, S (8) |
| | | | Roger Staubach, QB (1) |
| | | | Ron Widby, P (1) |
| | | | Rayfield Wright, T (1) |
| 1972 | (7) | - | Walt Garrison, RB (1) |
| | | | Cornell Green, S (5) |
| | | * | Calvin Hill, RB (2) |
| | | * | Bob Lilly, DT (10) |
| | | * | John Niland, G (5) |
| | | * | Mel Renfro, CB (9) |
| | | * | Rayfield Wright, T (2) |
| 1973 | (6) | - | * Calvin Hill, RB (3) |
| | | * | Lee Roy Jordan, LB (4) |
| | | * | Bob Lilly, DT (11) |
| | | * | John Niland, G (6) |
| | | * | Mel Renfro, CB (10) |
| | | * | Rayfield Wright, T (3) |

Pro Bowl (cont.)

| | | | |
|------|-----|---|---------------------------------|
| 1974 | (6) | - | Cliff Harris, S (1) |
| | | | Calvin Hill, RB (4) |
| | | | Lee Roy Jordan, LB (5) |
| | | | Blaine Nye, G (1) |
| | | | Drew Pearson, WR (1) |
| | | | Rayfield Wright, T (4) |
| | | | Cliff Harris, S (2) |
| 1975 | (3) | - | * Roger Staubach, QB (2) |
| | | | Rayfield Wright, T (5) |
| 1976 | (8) | - | Billy Joe DuPree, TE (1) |
| | | | Cliff Harris, S (3) |
| | | | Harvey Martin, DE (1) |
| | | | Blaine Nye, G (2) |
| | | | Drew Pearson, WR (2) |
| | | | Roger Staubach, QB (3) |
| | | | Charlie Waters, S (1) |
| | | | Rayfield Wright, T (6) |
| 1977 | (8) | - | Billy Joe DuPree, TE (2) |
| | | | Cliff Harris, S (4) |
| | | | Efren Herrera, K (1) |
| | | | Harvey Martin, DE (2) |
| | | | Drew Pearson, WR (3) |
| | | * | Roger Staubach, QB (4) |
| | | * | Charlie Waters, S (2) |
| | | | Randy White, DT (1) |
| 1978 | (9) | - | Tony Dorsett, RB (1) |
| | | | Billy Joe DuPree, TE (3) |
| | | | Cliff Harris, S (5) |
| | | | Thomas Henderson, LB (1) |
| | | | Tony Hill, WR (1) |
| | | * | Harvey Martin, DE (3) |
| | | * | Roger Staubach, QB (5) |
| | | * | Charlie Waters, S (3) |
| | | | Randy White, DT (2) |
| 1979 | (8) | - | Bob Bruenig, LB (1) |
| | | | Pat Donovan, T (1) |
| | | | Cliff Harris, S (6) |
| | | | Tony Hill, WR (2) |
| | | | Harvey Martin, DE (4) |
| | | | Herb Scott, G (1) |
| | | | Roger Staubach, QB (6) |
| | | | Randy White, DT (3) |
| | | | Bob Bruenig, LB (2) |
| 1980 | (4) | - | Pat Donovan, T (2) |
| | | | Herb Scott, G (2) |
| | | | Randy White, DT (4) |
| 1981 | (7) | - | Pat Donovan, T (3) |
| | | | Tony Dorsett, RB (2) |
| | | | Ed Jones, DE (1) |
| | | | Herb Scott, G (3) |
| | | | Rafael Septien, K (1) |
| | | # | Everson Walls, CB (1) |
| | | | Randy White, DT (5) |
| 1982 | (7) | - | Bob Bruenig, LB (3) |
| | | | Pat Donovan, T (4) |
| | | | Tony Dorsett, RB (3) |
| | | | Ed Jones, DE (2) |
| | | | Everson Walls, CB (2) |
| | | | Danny White, QB (1) |
| | | | Randy White, DT (6) |
| 1983 | (5) | - | Doug Cosbie, TE (1) |
| | | | Tony Dorsett, RB (4) |
| | | | Ed Jones, DE (3) |
| | | | Everson Walls, CB (3) |
| | | | Randy White, DT (7) |
| 1984 | (3) | - | Bill Bates, ST (1) |
| | | | Doug Cosbie, TE (2) |
| | | | Randy White, DT (8) |
| 1985 | (4) | - | Doug Cosbie, TE (3) |
| | | | Tony Hill, WR (3) |
| | | | Everson Walls, CB (4) |
| | | | Randy White, DT (9) |
| 1987 | (1) | - | Herschel Walker, RB (1) |
| 1988 | (1) | - | Herschel Walker, RB (2) |
| 1990 | (1) | - | # Emmitt Smith, RB (1) |
| 1991 | (4) | - | Troy Aikman, QB (1) |
| | | @ | Michael Irvin, WR (1) |
| 1992 | | - | Jay Novacek, TE (1) |

ALL-TIME HONORS



Pro Bowl (cont.)

- 1991 (cont.)** Emmitt Smith, RB (2)
 Troy Aikman, QB (2)
1992 (6) - Michael Irvin, WR (2)
 Nate Newton, G (1)
 Jay Novacek, TE (2)
 Emmitt Smith, RB (3)
 Mark Stepnoski, C (1)
1993 (11) - %* Troy Aikman, QB (3)
 * Thomas Everett, S (1)
 Michael Irvin, WR (3)
 Daryl Johnston, FB (1)
 Russell Maryland, DT (1)
 Nate Newton, G (2)
 Ken Norton, LB (1)
 Jay Novacek, TE (3)
 Emmitt Smith, RB (4)
 Mark Stepnoski, C (2)
1994 (11) - Troy Aikman, QB (4)
 Charles Haley, DE (1)
 Michael Irvin, WR (4)
 Daryl Johnston, FB (2)
 Leon Lett, DT (1)
 Nate Newton, G (3)
 Jay Novacek, TE (4)
 Emmitt Smith, RB (5)
 Mark Stepnoski, C (3)
 Mark Tuinei, T (1)
 Darren Woodson, S (1)
1995 (10) - * Troy Aikman, QB (5)
 Larry Allen, G (1)
 * Ray Donaldson, C (1)
 Charley Haley, DE (2)
 Michael Irvin, WR (5)
 Nate Newton, G (4)
 Jay Novacek, TE (5)
 Emmitt Smith, RB (6)
 Mark Tuinei, T (2)
 Darren Woodson, S (2)
1996 (9) - * Troy Aikman, QB (6)
 Larry Allen, G (2)
 * Ray Donaldson, C (2)
 Nate Newton, G (5)
 * Deion Sanders, CB (1)
 Jim Schwartz, ST (1)
 Tony Tolbert, DE (1)
 Erik Williams, T (2)
 Darren Woodson, S (3)
1997 (4) - Larry Allen, G (3)
 * Deion Sanders, CB (2)
 Erik Williams, T (3)
 * Darren Woodson, S (4)

* selected but did not play

BOLD

rookie

@ named most valuable player

a named outstanding lineman

b named outstanding back

% top vote getter

ALL PRO

- 1962 (2)** - Don Perkins, RB (1, AP, NEA)
 Jerry Tubbs, LB (1, TSN)
1963 (1) - Chuck Howley, LB (1, TSN)
1964 (3) - Frank Clarke, TE (1, AP)
 Bob Lilly, DT (1, AP, UPI, NEA)
 Jim Ridlon, DB (1, TSN)
1965 (3) - # Bob Hayes, WR (1, TSN)
 Bob Lilly, DT (2, AP, UPI, NEA, TSN)
 Mel Renfro, S (1, NEA, TSN)
1966 (7) - Cornell Green, CB (1, AP, NEA, TSN)
 Bob Hayes, WR (2, AP, UPI, NEA, TSN)
 Chuck Howley, LB (2, AP, UPI, NEA)
 Lee Roy Jordan, LB (1, TSN)
 Bob Lilly, DT (3, AP, UPI, NEA, TSN)
 Ralph Neely, T (1, TSN)
 Dan Reeves, RB (1, TSN)
1967 (7) - George Andrie, DE (1, TSN)
 Cornell Green, CB (2, AP, UPI, NEA, TSN)

All-Pro (cont.)

- 1967 (cont.)** Bob Hayes, WR (3, TSN)
 Chuck Howley, LB (3, AP, TSN)
 Bob Lilly, DT (4, AP, UPI, NEA, TSN)
 Ralph Neely, T (2, AP, UPI, TSN)
 Mel Renfro, S (2, TSN)
1968 (5) - Cornell Green, CB (3, NEA)
 Bob Hayes, WR (4, AP)
 Chuck Howley, LB (4, AP, NEA)
 Bob Lilly, DT (5, AP, UPI, NEA)
 Ralph Neely, T (3, AP, UPI, NEA)
1969 (7) - Cornell Green, CB (4, UPI)
 # Calvin Hill, RB (1, AP, UPI)
 Chuck Howley, LB (5, AP, UPI, NEA)
 Bob Lilly, DT (6, AP, NEA)
 Ralph Neely, T (4, AP, UPI, NEA)
 John Niland, G (1, AP)
 Mel Renfro, S (3, NEA)
1970 (1) - Chuck Howley, LB (6, AP, PFWA)
1971 (4) - Bob Lilly, DT (7, AP, PFWA, NEA)
 John Niland, G (2, AP, PFWA)
 Mel Renfro, S (4, NEA)
 Rayfield Wright, T (1, AP, PFWA)
1972 (3) - John Niland, G (3, AP)
 Blaine Nye, CB (1, NEA)
 Rayfield Wright, T (2, AP, UPI, PFWA, NEA)
1973 (4) - Calvin Hill, RB (2, PFWA)
 Lee Roy Jordan, LB (2, NEA, PFWA)
 Mel Renfro, CB (5, NEA, PFWA)
 Rayfield Wright, T (3, AP, PFWA)
1974 (1) - Drew Pearson, WR (1, AP, PFWA)
1975 (2) - Cliff Harris, S (1, NEA)
 Rayfield Wright, T (4, NEA)
1976 (2) - Cliff Harris, S (2, AP, PFWA, NEA)
 Drew Pearson, WR (2, AP, PFWA)
1977 (5) - Cliff Harris, S (3, AP, PFWA, NEA)
 Efrén Herrera, K (1, AP, PFWA, NEA)
 Harvey Martin, DE (1, AP, PFWA, NEA)
 Drew Pearson, WR (3, AP, PFWA, NEA)
 Charlie Waters, S (1, PFWA)
1978 (3) - Cliff Harris, S (4, AP, PFWA)
 Charlie Waters, S (2, PFWA, NEA)
 Randy White, DT (1, AP, PFWA, NEA)
1979 (1) - Randy White, DT (2, AP, PFWA, NEA)
1980 (2) - Herb Scott, G (1, AP, NEA)
 Randy White, DT (3, PFWA, NEA)
1981 (5) - Tony Dorsett, RB (1, AP, PFWA, NEA)
 Ed Jones, DE (1, NEA)
 Herb Scott, G (2, AP)
 Rafael Septien, K (1, AP, PFWA)
 Randy White, DT (4, AP, PFWA, NEA)
 Ed Jones, DE (2, AP)
1982 (3) - Everson Walls, CB (1, PFWA)
 Randy White, DT (5, AP, PFWA, NEA)
 Everson Walls, CB (2, AP)
1983 (2) - Randy White, DT (6, AP, PFWA)
 Michael Downs, S (PFWA)
1984 (2) - Randy White, DT (7, AP, PFWA, NEA)
 Everson Walls, CB (3, PFWA)
 Randy White, DT (8, AP, NEA)
1989 (1) - Eugene Lockhart, LB (1, TSN)
1991 (2) - Michael Irvin, WR (1, AP, PFWA, NEA, TSN)
 Jay Novacek, TE (1, CPFN)
1992 (4) - Kelvin Martin, PR (1, PFW, PFWA)
 Jay Novacek, TE (2, AP, PFW, PFWA, CPFN)
 Emmitt Smith, RB (1, AP, PFW, PFWA, NEA, TSN, CPFN, FD)
 Mark Stepnoski, C (1, NEA)
1993 (3) - Troy Aikman, QB (1, TSN)
 Emmitt Smith, RB (2, AP, PFWA, PFW, TSN, CPFN, FD)
 Erik Williams, T (1, AP, PFWA, PFW, TSN, CPFN, FD)
1994 (4) - Charles Haley, DE (1, AP, PFWA, PFW, TSN, CPFN, FD)
 Nate Newton, G (1, AP, PFWA, PFW, CPFN, FD)
 Emmitt Smith, RB (3, AP, PFWA, PFW, TSN, CPFN, FD)
 Darren Woodson, S (1, AP, PFWA, PFW, TSN, CPFN, FD)

**All-Pro (cont.)**

- 1995 (6) - Larry Allen, G (1, TSN, CFPN, FD)
Nate Newton, G
(2, AP, PFWA, PFW, TSN, FD)
Deion Sanders, CB (1, TSN)
Emmitt Smith, RB
(4, AP, PFWA, PFW, TSN, CFPN, FD)
Erik Williams, T (2, TSN)
Darren Woodson, S
(2, AP, PFWA, PFW, TSN, CFPN, FD)
- 1996 (5) - Larry Allen, G (2, AP, PFWA,
PFW, TSN, CFPN, FD)
Deion Sanders, CB
(2, AP, PFWA, PFW, TSN)
Jim Schwartz, ST (1, PFWA, PFW)
Erik Williams, T (3, AP)
Darren Woodson, S (3, AP, PFWA,
PFW, TSN, CFPN, FD)
- 1997 (3) - Larry Allen, G (3, AP, PFWA, PFW, TSN,
CFPN, FD)
Richie Cunningham, K (1, AP, TSN)
Deion Sanders, CB (3, AP, PFWA, PFW,
TSN)

ALL-NFC

- 1970 (3) - Chuck Howley, LB (AP, UPI)
John Niland, G (UPI)
Mel Renfro, CB (AP)
- 1972 (3) - Bob Lilly, DT (AP, UPI)
John Niland, G (AP, UPI)
Rayfield Wright, T (AP, UPI)
- 1973 (5) - Calvin Hill, RB (AP, UPI)
Lee Roy Jordan, LB (AP, UPI)
John Niland, G (AP, UPI)
Mel Renfro, CB (AP, UPI)
Rayfield Wright, T (AP, UPI)
- 1974 (3) - Cliff Harris, S (AP, UPI)
Drew Pearson, WR (AP, UPI)
Rayfield Wright, T (AP, UPI)
- 1976 (5) - Billy Joe DuPree, TE (AP, UPI)
Cliff Harris, S (AP, UPI)
Blaine Nye, G (AP)
Drew Pearson, WR (AP, UPI)
Roger Staubach, QB (AP)
- 1977 (5) - Cliff Harris, S (UPI)
Efren Herrera, K (UPI)
Harvey Martin, DE (UPI)
Drew Pearson, WR (UPI)
Roger Staubach, QB (UPI)
- 1978 (6) - Tony Dorsett, RB (UPI)
Billy Joe DuPree, TE (UPI)
Cliff Harris, S (UPI)
Herb Scott, G (UPI)
Charlie Waters, S (UPI)
Randy White, DT (UPI)
- 1979 (6) - Bob Breunig, LB (PFW)
Pat Donovan, T (UPI, PFW, TSN)
Cliff Harris, S (TSN)
Herb Scott, G (UPI, TSN)
Roger Staubach, QB (UPI, PFW, TSN)
Randy White, DT (UPI, PFW)
- 1980 (4) - Bob Breunig, LB (UPI)
Pat Donovan, T (UPI)
Herb Scott, G (UPI)
Randy White, DT (UPI, PFW, TSN)
- 1981 (5) - Tony Dorsett, RB (UPI)
Herb Scott, G (UPI)
Ed Jones, DE (UPI)
Rafael Septien, K (UPI)
Randy White, DT (UPI)
- 1982 (5) - Bob Breunig, LB (UPI)
Pat Donovan, T (UPI)
Tony Dorsett, RB (UPI)
Everson Walls, CB (UPI)
Randy White, DT (UPI)
- 1983 (4) - Bob Breunig, LB (UPI)
Ed Jones, DE (UPI, PFW)
Everson Walls, CB (PFW)
Randy White, DT (UPI, PFW)
- 1984 (4) - Bill Bates, S (PFW)
Michael Downs, S (UPI)
Everson Walls, CB (UPI)

All-NFC (cont.)

- 1994 (cont.) - Randy White, DT (UPI, FN)
Doug Cosbie, TE (UPI)
- 1985 (5) - Michael Downs, S (UPI)
Tony Hill, WR (FN)
Everson Walls, CB (UPI, FN)
Randy White, DT (UPI, FN)
- 1986 (1) - Randy White, DT (FN)
- 1987 (1) - Herschel Walker, RB (PFW)
- 1988 (1) - Herschel Walker, RB (UPI)
- 1991 (3) - Michael Irvin, WR (UPI, FN)
Jay Novacek, TE (UPI, FN, PFW)
Emmitt Smith, RB (UPI, FN, PFW)
- 1992 (4) - Nate Newton, G (UPI, FN)
Jay Novacek, TE (UPI, FN)
Emmitt Smith, RB (UPI, FN)
Mark Stepnoski, C (UPI, FN)
- 1993 (5) - Troy Aikman, QB (FN)
Ken Norton, LB (FN)
Emmitt Smith, RB (UPI, FN)
Mark Stepnoski, C (UPI, FN)
Erik Williams, T (UPI, FN)
- 1994 (6) - Charles Haley, DE (UPI, FN)
Leon Lett, DT (UPI, FN)
Nate Newton, G (UPI, FN)
Emmitt Smith, RB (UPI, FN)
Mark Stepnoski, C (UPI, FN)
Darren Woodson, S (UPI, FN)
- 1995 (5) - Larry Allen, G (FN)
Nate Newton, G (UPI)
Jay Novacek, TE (UPI)
Emmitt Smith, RB (UPI, FN)
Darren Woodson, S (UPI, FN)
- 1996 (4) - Larry Allen, G, (UPI, FN)
Deion Sanders, CB (UPI, FN)
Tony Tolbert, DE (UPI, FN)
Darren Woodson, S (UPI, FN)
- 1997 (2) - Larry Allen, G (PFW, PFWA, FN)
Deion Sanders, CB (PFW, PFWA, FN)

ALL-ROOKIE

- 1974 - Efren Herrera, K (PFWA)
- Ed Jones, DE (PFWA)
- 1975 - Burton Lawless, G (PFWA)
- Randy White, LB (PFWA)
- 1977 - Tony Dorsett, (PFWA)
- 1979 - Aaron Mitchell, CB (UPI)
- 1981 - Everson Walls, (PFWA, UPI)
- 1983 - Bill Bates, S (PFWA, UPI, PFW)
- 1984 - Eugene Lockhart, LB
(PFWA, UPI, PFW, FD)
- 1987 - Roger Ruzek, K (UPI, PFW)
- 1988 - Michael Irvin, WR (FD)
- 1989 - Troy Aikman, QB (PFWA, UPI, PFW, CFPN)
- James Dixon, KR (UPI, PFW)
- 1990 - Jimmie Jones, DT (PFWA, UPI, PFW)
- Emmitt Smith, RB
(PFWA, UPI, FN, PFW, FD, CFPN)
- 1991 - Larry Brown, CB (PFWA, PFW, FD, FN)
- Darrick Brownlow, LB (PFWA)
- Russell Maryland, DT (PFWA, CFPN, PFW)
- 1992 - Robert Jones, LB,
(PFWA, PFW, CFPN, FN)
- Darren Woodson, ST (PFW, PFWA)
- 1993 - Darrin Smith, LB
(PFWA, CFPN, PFW, FN, FD)
- Kevin Williams, WR (FN)
- 1994 - Larry Allen, T (PFWA, PFW, CFPN, FN)
- Chris Boniol, K (PFWA, PFW)
- 1997 - Antonio Anderson, DT (PFW)
- Dexter Coakley, LB (PFW, FN)

NFL COACH OF THE YEAR

- 1966 - Tom Landry (AP)
1990 - Jimmy Johnson (AP)
1991 - Jimmy Johnson (FD)

NFC COACH OF THE YEAR

- 1966 - Tom Landry (UPI)
1975 - Tom Landry (UPI)
1978 - Tom Landry (FN)
1990 - Jimmy Johnson (UPI, CFPN)

ALL-TIME HONORS



NFL PLAYER OF THE YEAR

1993 - Emmitt Smith (AP, PFWA, TSN, PFW, FD)

BERT BELL AWARD

(presented by Maxwell Club to NFL Player of the Year)

1966 - Don Meredith, QB
 1971 - Roger Staubach, QB
 1993 - Emmitt Smith, RB

NFC PLAYER OF THE YEAR

1971 - Roger Staubach
 1981 - Tony Dorsett (UPI)
 1993 - Emmitt Smith (FN)

NFL OFFENSIVE PLAYER OF THE YEAR

1993 - Emmitt Smith (UPI, PFW, CPFN)

NFL DEFENSIVE PLAYER OF THE YEAR

1977 - Harvey Martin (UPI, PFW)
 1994 - Charles Haley (FD)

NFC DEFENSIVE PLAYER OF THE YEAR

1994 - Charles Haley (UPI)

NFC OFFENSIVE LINEMAN OF THE YEAR

1996 - Larry Allen (NFLPA)
 1997 - Larry Allen (NFLPA)

NFC DEFENSIVE BACK OF THE YEAR

1997 - Deion Sanders (NFLPA)

NFC SPECIAL TEAMS PLAYER OF THE YEAR

1984 - Bill Bates (USA Today, NFLPA)

NFC KICKER OF THE YEAR

1997 - Richie Cunningham (NFLPA)

NFL DEFENSIVE BACK OF THE YEAR

1982 - Everson Walls (NFL Alumni)

NFL DEFENSIVE LINEMAN OF THE YEAR

1982 - Randy White (NFL Alumni)

NFL OFFENSIVE LINEMAN OF THE YEAR

1994 - Nate Newton (NFL Alumni)
 1997 - Larry Allen (NFL Alumni)

NFL QUARTERBACK OF THE YEAR

1993 - Troy Aikman (NFL Alumni)

NFL RUNNING BACK OF THE YEAR

1992 - Emmitt Smith (NFL Alumni)
 1993 - Emmitt Smith (NFL Alumni)
 1995 - Emmitt Smith (NFL Alumni)

NFL WIDE RECEIVER OF THE YEAR

1991 - Michael Irvin (NFL Alumni)

NFL TIGHT END OF THE YEAR

1993 - Jay Novacek (NFL Alumni)

NFL SPECIAL TEAMS PLAYER OF THE YEAR

1983 - # Bill Bates (NFL Alumni)
 1984 - Bill Bates (NFL Alumni)
 1996 - Jim Schwartz (NFL Alumni)

GOLDEN TOE TROPHY (PFW)

(top placekicker)
 1981 - Rafael Septien

NFL ROOKIE OF THE YEAR

1977 - Tony Dorsett (NEA, PFWA, TSN)

NFC ROOKIE OF THE YEAR

1977 - Tony Dorsett (UPI, TSN)
 1992 - Robert Jones, (UPI)

NFL OFFENSIVE ROOKIE OF THE YEAR

1969 - Calvin Hill, RB (AP)
 1970 - Duane Thomas, RB (FN, PFG)
 1977 - Tony Dorsett, RB (AP, PFW, FD)
 1990 - Emmitt Smith, RB (AP, PFW, FN)

NFL MAN OF THE YEAR

1981 - Tom Landry (FN)
 1997 - Troy Aikman

NFL PLAYER OF THE WEEK

1993 - Michael Irvin, vs. S.F., 10/17 (PFWA)
 1993 - Emmitt Smith, @ Phil., 10/31 (PFWA)
 Emmitt Smith, @ N.Y. Gia., 1/2/94 (PFWA)
 1994 - Jason Garrett, vs. G.B., 11/24 (PFHOF)
 1995 - Emmitt Smith, @ N.Y. Gia., 9/4 (PFHOF)
 Emmitt Smith, @ Minn., 9/17 (PFHOF)

NFC DEFENSIVE PLAYER OF THE WEEK

1984 - Randy White, vs. G.B., 9/23
 Randy White, @ Phil., 12/2
 1985 - Jim Jeffcoat, @ Wash., 11/10
 Jim Jeffcoat, vs. N.Y. Gia., 12/15
 1986 - Ed Jones, @ S.D., 11/16
 1987 - Bill Bates, @ N.Y. Gia., 9/20
 Ed Jones, vs. N.Y. Gia., 11/2
 Ed Jones, vs. Atl., 9/25
 1990 - Issiac Holt @ T.B., 10/7
 James Washington, vs. Pho., 12/16
 1993 - Kevin Smith, @ N.Y. Jets, 12/18
 1994 - Charles Haley, @ Pitt., 9/4
 Darren Woodson, @ Phil., 12/4
 Darrin Smith, @ N.O., 12/19
 1995 - Charles Haley, vs. Den., 9/10
 1996 - Leon Lett, @ Phil., 9/30
 George Teague, vs. Minn., 12/28

NFC OFFENSIVE PLAYER OF THE WEEK

1985 - Tony Dorsett, vs. Pit., 10/13
 Danny White, vs. StL., 11/28
 1987 - Kelvin Edwards, vs. Phil., 10/11
 Herschel Walker, vs. StL., 12/27
 1988 - # Michael Irvin, @ Wash., 12/11
 1991 - Emmitt Smith, @ Pho., 9/22
 Troy Aikman, vs. N.Y. Gia., 9/29
 Michael Irvin, vs. Atl., 12/22
 1992 - Emmitt Smith, vs. Wash., 9/7
 Michael Irvin, vs. Pho., 9/20
 Emmitt Smith, @ Raid., 10/25
 Erik Williams, vs. Phil., 11/1
 Emmitt Smith, vs. Chi., 12/27
 Troy Aikman, vs. Phil., 1/10/93
 Troy Aikman, @ S.F., 1/17/93
 1993 - Troy Aikman, vs. S.B., 10/3
 Michael Irvin, vs. G.F., 10/17
 Emmitt Smith, @ Phil., 10/31
 Emmitt Smith, @ N.Y. Gia., 1/2/94
 1994 - Troy Aikman, vs. Ariz., 10/9
 Alvin Harper, @ Cin., 10/30
 Jason Garrett, vs. G.B., 11/24
 Troy Aikman, vs. G.B., 1/8/95
 1995 - Emmitt Smith, @ N.Y. Gia., 9/4
 Emmitt Smith, @ Minn., 9/17
 Emmitt Smith, vs. G.B., 1/14/96
 1996 - Troy Aikman, @ Mia., 10/27
 1997 - Troy Aikman, @ Pitt., 8/31

NFC SPECIAL TEAMS PLAYER OF THE WEEK

1993 - # Kevin Williams, vs. Gia., 11/7
 Eddie Murray, @ Minn., 12/12
 1994 - Bill Bates, vs. Phil., 10/16
 Kevin Williams, vs. Wash., 11/20
 Brock Marion, vs. G.B., 1/8/95
 1995 - John Jett, vs. G.B., 10/8
 Chris Boniol, vs. N.Y. Gia., 12/17
 1996 - Herschel Walker, vs. Atl., 10/20
 Chris Boniol, vs. G.B., 11/18
 Chris Boniol, vs. Minn., 12/28

NFC OFFENSIVE PLAYER OF THE MONTH

1991 - Emmitt Smith, RB, December
 1992 - Emmitt Smith, RB, November
 Emmitt Smith, RB, December
 1993 - Troy Aikman, QB, October
 Emmitt Smith, RB, December
 1995 - Emmitt Smith, RB, September

NFC SPECIAL TEAMS PLAYER OF THE MONTH

1996 - Chris Boniol, K, November
 1997 - Richie Cunningham, K, September

NFL DEFENSIVE ROOKIE OF THE MONTH

1997 - Dexter Coakley, LB, October

SUPER BOWL MOST VALUABLE PLAYER

SB V - Chuck Howley, LB
 SB VI - Roger Staubach, QB
 SB XII - Harvey Martin, DE
 Randy White, DT/LB
 SB XXVII - Troy Aikman, QB
 SB XXVIII - Emmitt Smith, RB
 SB XXX - Larry Brown, CB

**ED BLOCK COURAGE AWARD**

(nominee from each NFL team for courage in battling injuries)

| | |
|------|-----------------------|
| 1984 | - James Jones, RB |
| 1985 | - Howard Richards, OL |
| 1986 | - Tony Dorsett, RB |
| 1987 | - Brian Baldinger, OL |
| 1988 | - Randy White, DT |
| 1989 | - Ed Jones, DE |
| 1990 | - Kelvin Martin, WR |
| 1991 | - Ken Norton, LB |
| 1992 | - Daryl Johnston, FB |
| 1993 | - Bill Bates, S |
| 1994 | - Mark Stepnoski, C |
| 1995 | - Erik Williams, T |
| 1996 | - Kevin Smith, CB |
| 1997 | - Tony Tolbert, DE |

BOB LILLY AWARD

(voted by Cowboys' fans for sportsmanship, dedication, leadership and achievement)

| | |
|------|--------------------|
| 1985 | - Randy White, DT |
| 1986 | - Randy White, DT |
| 1987 | - Danny White, QB |
| 1988 | - Ed Jones, DE |
| 1989 | - Ed Jones, DE |
| 1990 | - Bill Bates, S |
| 1991 | - Bill Bates, S |
| 1992 | - Troy Aikman, QB |
| 1993 | - Bill Bates, S |
| 1994 | - Bill Bates, S |
| 1995 | - Troy Aikman, QB |
| 1996 | - Emmitt Smith, RB |
| 1997 | - Troy Aikman, QB |

SPORTSMAN OF THE YEAR

| | |
|------|----------------------|
| 1994 | - Emmitt Smith (TSN) |
|------|----------------------|

DASA PRO ATHLETE OF THE YEAR

| | |
|------|---|
| 1991 | - Michael Irvin, WR Emmitt Smith, RB |
| 1993 | - Troy Aikman, QB Emmitt Smith, RB |

DASA BIG "D" AWARD

| | |
|------|-----------------|
| 1990 | - Jimmy Johnson |
| 1991 | - Jerry Jones |
| 1992 | - Emmitt Smith |

AP - Associated Press; **CPFN** - College & Pro Football Newsweekly; **DASA** - Dallas All Sports Association; **FD** - Football Digest; **FN** - Football News; **NEA** - Newspaper Enterprise Association; **PFG** - Pro Football Guide; **PFHF** - Pro Football Hall of Fame; **PFW** - Pro Football Weekly; **PFWA** - Pro Football Writers of America; **TSN** - The Sporting News; **UPI** - United Press International

DASA FIELD SCOVELL AWARD

| | |
|------|------------------|
| 1970 | - Dallas Cowboys |
| 1971 | - Bob Lilly |
| 1975 | - Roger Staubach |
| 1977 | - Tom Landry |
| 1980 | - Randy White |
| 1981 | - Tony Dorsett |
| 1992 | - Dallas Cowboys |
| 1994 | - Troy Aikman |
| 1995 | - Emmitt Smith |

DASA COACH OF THE YEAR

| | |
|------|-----------------|
| 1995 | - Barry Switzer |
|------|-----------------|

DASA LEGENDS AWARD

| | |
|------|--------------|
| 1993 | - Tom Landry |
|------|--------------|

DASA GARY BRIDELL COURAGE AWARD

| | |
|------|--------------|
| 1994 | - Bill Bates |
|------|--------------|

DASA ROLE MODEL AWARD

| | |
|------|------------------|
| 1997 | - Daryl Johnston |
|------|------------------|

NFL MAN OF THE YEAR(Dallas nominees, Club winner underlined, when selected)

| | |
|------|---|
| 1970 | - Bob Lilly, John Niland, Pettis Norman |
| 1971 | - John Niland, Jethro Pugh, Roger Staubach |
| 1972 | - John Niland, Jethro Pugh, Roger Staubach |
| 1973 | - Calvin Hill, John Niland, Roger Staubach |
| 1975 | - John Fitzgerald, Bill Gregory, Roger Staubach |
| 1976 | - Ralph Neely, Roger Staubach, Mark Washington |
| 1980 | - Billy Joe DuPree, D.D. Lewis, <u>Drew Pearson</u> |
| 1981 | - Billy Joe DuPree, <u>D.D. Lewis</u> , Robert Newhouse |
| 1982 | - Bob Breunig, Tony Dorsett, <u>Bill Joe DuPree</u> |
| 1983 | - Bob Breunig, Butch Johnson, <u>Danny White</u> |
| 1984 | - Bob Breunig, <u>Doug Cosbie</u> , Howard Richards |
| 1985 | - Bill Bates |
| 1986 | - Jim Jeffcoat |
| 1987 | - Jim Jeffcoat |
| 1988 | - Herschel Walker |
| 1989 | - Everson Walls |
| 1990 | - Jim Jeffcoat |
| 1991 | - Troy Aikman |
| 1992 | - <u>Troy Aikman</u> , Jim Jeffcoat, James Washington |
| 1993 | - <u>Troy Aikman</u> , Russell Maryland, James Washington |
| 1994 | - Troy Aikman |
| 1995 | - <u>Troy Aikman</u> , Daryl Johnston, Russell Maryland |
| 1996 | - <u>Troy Aikman</u> , Bill Bates, Daryl Johnston |
| 1997 | - <u>Troy Aikman</u> , Daryl Johnston, Emmitt Smith |

COWBOYS ALL-TIME COLLEGE ROSTER

Abilene Christian 1; Air Force 1; Alabama 6; Alabama A&M 1; Alabama State 1; Albany State 1; Alcorn State 1; Amherst 1; Appalachian State 2; Arizona 6; Arizona State 8; Arkansas 2; Arkansas Tech 1; Auburn 7; Austin College 1; Austri Peay 1; Baylor 12; Bethune-Cookman 1; Bishop 1; Boise State 1; Boston College 6; Boston University 2; Bowling Green 1; Brigham Young 2; Cal Poly SLO 2; Cal. St. Long Beach 4; Cal. St. Fresno 1; Cal. State Sacramento 1; Cal. State San Jose 2; Calif.-Riverside 1; California 2; Carson-Newman 2; Catawba 1; CCLA 1; Central Arkansas 1; Central Florida 1; Central Michigan 1; Central Oklahoma 2; Central State, Ohio 2; Clemson 3; Colorado 5; Colorado State 1; Dayton 1; Duke 2; East Carolina 5; Eastern Illinois 1; Elizabeth City 1; Emporia, KS State 1; Florida 9; Florida A&M 5; Florida State 10; Fort Valley State 1; Fresno State 1;

Georgia 4; Georgia Tech 6; Grambling 2; Gustavus Adolphus 1; Hampton 1; Hawaii 5; Heidelberg 1; Henderson J.C. 1; Holy Cross 1; Houston 7; Howard 1; Humboldt State 2; Idaho State 1; Illinois 4; Indiana 4; Iowa 4; Iowa State 3; J.C. Smith 1; Jackson State 4; Jacksonville State 1; James Madison 2; Kansas 7; Kansas State 2; Kentucky 5; Kentucky State 1; Kutztown State 1; Lamar Tech 1; Langston 1; Liberty 2; Livingston State 1; Louisiana State 4; Louisiana Tech 1; Louisville 1; Marquette 2; Maryland 6; Massachusetts 1; McNeese State 1; Miami, Fla. 14; Michigan 7; Michigan State 11; Middle Tennessee State 1; Minnesota 1; Mississippi 6; Mississippi State 4; Mississippi Valley 1; Missouri 3; Montana 1; Montana State 2; Morgan State 2; Morrisings College 1; Navy 1; Nebraska 8 Nevada-Las Vegas 3; Nevada-Reno, 3; New Hampshire 1; New Mexico 4; New Mexico State 2; North Carolina 2; North Carolina A&T 2; North Carolina State 4; North Texas 3;

Northeast Louisiana 1; Northeastern Oklahoma 1; Northern Alabama 1; Northern Arizona 1; Northern Colorado 3; Northern Iowa 1; Northwest Louisiana 1; Northwestern 4; Notre Dame 4; Ohio State 6; Oklahoma 13; Oklahoma State 2; Oregon 8; Oregon State 2; Ouachita 1; Pacific 5; Pacific Lutheran 1; Pacific, Ore. 1; Penn State 3; Pennsylvania 1; Pittsburgh 8; Portland State 1; Prairie View 1; Presbyterian 1; Princeton 1; Purdue 3; Redlands 1; Rhode Island 1; Rice 8; Rutgers 2; Salem 1; San Diego State 2; Santa Clara 2; Savannah State 1; Seattle 1; Sonoma State 1; South Carolina 2; South Carolina State 2; Southern 3; Southern California 12; Southern Illinois 2; Southern Methodist 12;

Southern Mississippi 3; Southwestern Louisiana 3; Stanford 9; Stephen F. Austin 1; Syracuse 7; Taylor 1; Temple 3; Tennessee 17; Tennessee-Chattanooga 2; Tennessee State 3; Texas 6; Texas A&M 11; Texas A&M-Commerce 4; Texas Christian 6; Texas Southern 1; Texas Tech 3; Texas Wesleyan 1; Texas-El Paso 1; Trinity, Tex 1; Trinity Valley C.C. 1; Tulane 2; Tulsa 9; UCLA 12; Utah 6; Utah State 1; Valdosta State 1; Vanderbilt 3; Vienna, Austria 1; Valdovna 1; Virginia 5; Virginia Tech 1; Virginia Union 1; Wake Forest 3; Washington 11; Washington State 2; Weber State 2; West Texas State 1; West Virginia 3; Western Illinois 1; Western Ontario 1; Winston-Salem 2; Wisconsin 2; Wyoming 6; Yale 2; Youngstown State 1.

TOP SCHOOLS

Tennessee 17; Miami, Fla. 14; Oklahoma 13; Baylor 12; Southern California 12; Southern Methodist 12; UCLA 12; Michigan State 11; Texas A&M 11; Washington 11; Florida State 10; Florida 9; Stanford 9; Tulsa 9.



Cowboys All-Time Draft

1960

EXPANSION DRAFT

FROM BALTIMORE

L.G. DUPRE

RB, Baylor, 5-11, 191
 RAY KROUSE
 DE, Maryland, 6-3, 275

DAVE SHERER

WR/P, Southern Methodist, 6-3, 210

FROM CHICAGO

DON HEALY

DT, Maryland, 6-3, 250
 JACK JOHNSON
 RB, Miami, Fla., 6-3, 198
 PETE JOHNSON
 RB, V.M.I., 6-2, 200

FROM CLEVELAND

LEROY BOLDEN

LB, Michigan State, 5-8, 175
FRANK CLARKE
 WR/TE, Colorado, 6-0, 210
 ED MODZELEWSKI
 RB, Maryland, 6-1, 222

FROM DETROIT

CHARLES ANE

C, Southern California, 6-2, 260
GENE CRONIN
 LB, Pacific, 6-2, 230
JIM DORAN
 WR, Iowa State, 6-2, 200

FROM GREEN BAY

NATE BORDEN

DE, Indiana, 6-1, 240
BILL BUTLER
 S, Tenn. Chattanooga, 5-10, 180
DON MCLHENRY
 RB, Southern Methodist, 6-1, 195

FROM L.A. RAMS

TOM FRANCKHAUSER

CB, Purdue, 6-0, 192
BOB FRY
 T, Kentucky, 6-4, 238
DUANE PUTNAM
 G, Pacific, 6-0, 231

FROM N.Y. GIANTS

AL BARRY

G, Southern California, 6-2, 230
MELWOOD "BUZ" GUY
 G, Duke, 6-3, 248
DON HEINRICH
 QB, Washington, 6-0, 180

FROM PHILADELPHIA

DICK BIELSKI

TE, Maryland, 6-1, 218
GERRY DELUCCA
 T, Middle Tennessee St., 6-2, 248
BILL STRIEGEL
 LB, Pacific, 6-2, 230

FROM PITTSBURGH

RAY FISHER

T/DT, Eastern Illinois, 6-3, 230
BOBBY LUNA
 RB, Alabama, 6-1, 190
RAY MATHEWS
 WR, Clemson, 6-0, 195

FROM ST. LOUIS

BOB CROSS

T, Kilgore J.C., 6-4, 250
ED HUMMANN
 DT, Nebraska, 6-0, 230
JACK PATERA
 LB, Oregon, 6-1, 225

FROM SAN FRANCISCO

FRED DUGAN

WR, Dayton, 6-3, 195
JOHN GONZAGA
 DE, no college, 6-3, 250
JERRY TUBBS
 LB, Oklahoma, 6-2, 220

FROM WASHINGTON

TOM BRAATZ

LB, Marquette, 6-2, 211
 JOE NICELY
 C, West Virginia, 6-1, 235
 DOYLE NIX
 RB, Southern Methodist, 6-1, 188

1961

(Drafted 2nd)

- (A) NO CHOICE
 Choice traded along with sixth choice to Washington for EDDIE LeBARON.
- (B) BOB LILLY
 DT, TCU, 6-5, 242 - Choice from Cleveland for first round pick in 1962.
- E.J. HOLUB
 LB, Texas Tech, 6-4, 218 (went to AFL).
- STEW BARBER
 G, Penn State, 6-3, 230 (went to AFL).
- SONNY DAVIS
 WR, Baylor, 6-2, 210.
- NO CHOICE
 Choice traded to San Francisco for GENE BABB.
- NO CHOICE
 Choice traded, along with first choice, to Washington for LeBARON.
- ART GILMORE
 HB, Oregon State, 6-0, 200.
- DON TALBERT*
 T, Texas, 6-5, 220.
- GLYNN GREGORY
 HB, SMU, 6-2, 195.
- NO CHOICE
 Choice traded to Green Bay for FRED CONE.
- NORRIS STEVENSON
 HB, Missouri, 6-1, 205.
- LOWNDES SHINGLER
 QB, Clemson, 6-1, 205.
- DON GOODMAN
 HB, Florida, 6-0, 200.
- BILL SHAW
 G, Georgia Tech, 6-3, 222 (went to AFL).
- JULIUS VARNADO
 T, San Francisco State, 6-4, 220, (went to AFL).
- JERRY STEFFEN
 HB, Colorado, 6-0, 190.
- EVERETT CLOUD
 HB, Maryland, 6-0, 190.
- RANDY WILLIAMS
 HB, Indiana, 6-3, 208.
- LYNN HOYEM*
 C, Long Beach State, 6-4, 225.
- JERRY MORGAN
 QB, Iowa State, 6-3, 195.

1962

(Drafted 4th)

- NO CHOICE
 Choice traded to Cleveland for first round pick in 1961 when Cowboys picked BOB LILLY.
- SONNY GIBBS*
 QB, TCU, 6-7, 225.
- (A) NO CHOICE
 Choice to Chicago for DON MEREDITH.
- (B) BOBBY PLUMMER
 G, TCU, 6-2, 235 - Choice from Cleveland for DUANE PUTNAM.
- NO CHOICE
 Choice to San Francisco for BILL HERCHMAN.
- NO CHOICE
 Choice to Los Angeles for JIMMY HARRIS.
- (A) DONNIE DAVIS
 TE, Southern University, 6-2, 235.
- (B) GEORGE ANDRIE
 DE, Marquette, 6-7, 247 - Choice and ALLEN GREEN from New York for FRED DUGAN.
- NO CHOICE
 Choice to Los Angeles for JOHN HOUSER.
- KEN TUREAUD
 RB, Michigan, 6-1, 198.
- NO CHOICE
 Choice to Baltimore for DON PERKINS.
- JOHN M. LONGMEYER
 G, Southern Illinois, 6-3, 230.
- LARRY HUDAS
 WR, Michigan St., 6-4, 208.
- NO CHOICE
 Choice to Green Bay for STEVE MEILINGER.
- ROBERT MOSES
 TE, Texas, 6-3, 211.
- HAROLD HAYS*
 G, Southern Mississippi, 6-3, 218.
- GUY REESE
 T, SMU, 6-5, 238.
- ROBERT JOHNSTON
 T, Rice, 6-4, 215.
- RAY JACOBS
 DT, Howard Payne, 6-3, 265 (went to AFL).
- DAVE CLOUTIER*
 RB, Maine, 6-0, 195 (went to AFL).
- PAUL HOLMES
 T, Georgia, 6-5, 220.
- AMOS BULLOCKS
 RB, Southern Illinois, 6-1, 197.

1963

(Drafted 6th)

- LEE ROY JORDAN
 LB, Alabama, 6-2, 210.
- NO CHOICE
 Choice traded, along with ninth choice, to Chicago for CHUCK HOWLEY.
- JIM PRICE
 LB, Auburn, 6-3, 225.
- WHALEY HALL*
 G, Mississippi, 6-3, 230.
- NO CHOICE
 Choice traded to New York for DICK NOLAN.
- NO CHOICE
 Choice traded to Green Bay for JOHN SUTRO.
- MARV CLOTHIER
 G, Kansas, 6-4, 220.
- NO CHOICE
 Choice traded to Green Bay for LEE FOLKINS.
- NO CHOICE
 Choice traded to Chicago.
- ROD SCHEYER
 T, Washington, 6-2, 220.



11. **RAY SCHOENKE**
C, Southern Methodist, 6-3, 225.
12. **BILL PERKINS**
FB, Iowa, 6-2, 218.
13. **PAUL WICKER***
T, Fresno State, 6-5, 248.
14. **LOU CIOCI**
LB, Boston College, 6-2, 225.
15. **JERRY OVERTON**
WR, Utah, 6-2, 192.
16. **DENNIS GOLDEN**
T, Holy Cross, 6-4, 235.
17. **ERNEST PARKS***
G, McMurry, 6-4, 230 (went to AFL).
18. **BILL FRANK**
T, Colorado, 6-4, 250.
19. **JIM STIGER**
RB, Washington, 5-11, 195.
20. **TOMMY LUCAS**
TE, Texas, 6-3, 218.

1964

(Drafted 4th)

1. **SCOTT APPLETON**
DT, Texas, 6-3, 240.
2. **MEL RENFRO**
DB, Oregon, 6-0, 195.
3. **NO CHOICE**
Choice traded to L.A. Rams for BOB LONG and JOHN MEYERS.
4. **PERRY LEE DUNN**
DB, Mississippi, 6-2, 205.
5. **NO CHOICE**
Choice traded to Green Bay for GARY BARNES.
6. **(A) BILLY LOTHBRIDGE**
K-QB, Georgia Tech, 6-1, 188.
6. **(B) JIM CURRY**
WR, Cincinnati, 6-4, 215 - Choice from Cleveland for ANDY CVERCKO.
6. **(C) JIMMY EVANS**
WR, Texas Western, 6-1, 194 - Choice from Green Bay for JERRY NORTON.
7. **BOB HAYES***
WR, Florida A&M, 5-11, 189.
8. **AL GEVERINK**
RB, UCLA, 6-2, 190.
9. **JAKE KUPP**
G, Washington, 6-3, 215.
10. **ROGER STAUBACH***
QB, Navy, 6-2, 190.
11. **BOBBY CRENSHAW**
G, Baylor, 6-3, 230 (went to AFL).
12. **JOHNNY NORMAN**
WR, Northwestern Louisiana, 6-1, 185.
13. **JERRY RHOME***
QB, Tulsa, 6-0, 185.
14. **JIM WORDEN**
LB, Wittenberg, 6-1, 230.
15. **BILL VAN BURKLEO**
WR, Tulsa, 5-11, 185.
16. **PAUL CERCEL**
C, Pittsburgh, 6-2, 222.
17. **HARRY ABELL***
LB, Missouri, 6-3, 212 (went to AFL).
18. **NO SELECTION**
Player chosen not eligible.
19. **H.D. MURPHY**
DB, Oregon, 6-0, 190.
20. **JOHN HUGHES**
LB, Southern Methodist, 6-2, 220.

1965

(Drafted 6th)

1. **CRAIG MORTON**
QB, California, 6-4, 215.
2. **MALCOLM WALKER**
LB, Rice, 6-4, 245.
3. **NO CHOICE**
Choice traded to Green Bay (who traded it to New York) for JOHN ROACH.
4. **(A) JIM SIDLE**
FB, Auburn, 6-2, 215.
4. **(B) BOB SVIHUS**
T, USC, 6-4, 240 (went to AFL)
Choice from Detroit for SONNY GIBBS.
5. **ROGER PETTEE**
LB, Florida, 6-4, 230.
6. **SONNY UTZ**
RB, VPI, 5-11, 215.
7. **BRIG OWENS**
DB, Cincinnati, 5-11, 183.
8. **RUSSELL WAYT**
LB, Rice, 6-4, 235.
9. **JIM ZANIOS**
FB, Texas Tech, 6-0, 215.
10. **GAYLON McCOLLOUGH**
C, Alabama, 6-3, 215.
11. **JETHRO PUGH**
DT, Elizabeth City State, 6-6, 255.
12. **ERNE KELLERMAN**
QB, Miami, OH, 6-0, 175.
13. **JACK SCHRAUB**
TE, California, 6-6, 210.
14. **GARRY PORTERFIELD**
DE, Tulsa, 6-3, 235.
15. **GENE FOSTER**
RB, Arizona State, 6-0, 195 (went to AFL).
16. **DOUG McDOUGAL**
E, Oregon State, 6-4, 228.
17. **MITCH JOHNSON**
T, UCLA, 6-4, 245.
18. **MARTIN AMSLER**
DT, Evansville, 6-5, 250.
19. **MERV RETTENMUND**
HB, Ball State, 5-10, 195.
20. **RON BARLOW***
T, Kansas State, 6-2, 230.

1966

(Drafted 5th)

1. **JOHN NILAND**
G, Iowa, 6-3, 245.
2. **WILLIE TOWNES***
DE, Tulsa, 6-5, 265.
3. **NO CHOICE**
Choice to San Francisco for LEON DONOHUE.
4. **NO CHOICE**
Choice to Baltimore for RALPH NEELY.
5. **(A) NO CHOICE**
Choice to San Francisco for J.D. SMITH.
5. **(B) WALT GARRISON**
RB, Oklahoma State, 6-0, 209
Choice from Baltimore through Detroit for AMOS MARSH.
6. **BOB DUNLEVY**
WR, West Virginia, 6-4, 195.
7. **ART ROBINSON**
TE, Florida A&M, 6-0, 208.
8. **DON KUNIT**
RB, Penn State, 6-2, 200.
9. **DARRELL ELAM**
FL, West Virginia Tech, 6-2, 189.

10. **MASON MITCHELL**
RB, Washington, 6-1, 170.
11. **AUSTIN DENNEY***
TE, Tennessee, 6-2, 225.
12. **(A) LES SHY**
RB, Long Beach State, 6-1, 200. -
Choice from Pittsburgh for LEE FOLKINS.
12. **(B) CRAIG BAYNHAM***
RB, Georgia Tech, 6-1, 200.
13. **RONNIE LAMB**
RB, South Carolina, 6-2, 216.
14. **LEWIS TURNER**
RB, Norfolk State, 6-2, 183.
15. **MARK GARTUNG***
DT, Oregon State, 6-4, 255.
16. **TOM PIGGEE**
RB, San Francisco State, 5-11, 200.
17. **GEORGE ALLEN**
T, West Texas State, 6-7, 245 (went to AFL).
18. **STEVE ORR**
DT, Washington, 6-4, 230.
19. **BRYON JOHNSON**
T, Central Washington State, 6-5, 255.
20. **LOU HUDSON**
FL, Minnesota, 6-5, 220.

1967

(Drafted 23rd)

1. **NO CHOICE**
Choice given along with second and two fifths, to Houston for RALPH NEELY.
2. **NO CHOICE**
NEELY trade.
3. **PHIL CLARK**
DB, Northwestern, 6-2, 207.
4. **CURTIS MARKER**
G, Northern Michigan, 6-2, 253.
5. **(A) NO CHOICE**
Choice and JIM STEFFEN from Washington for BRIG OWENS, MITCH JOHNSON & JAKE KUPP; NEELY trade.
5. **(B) NO CHOICE**
Choice from Cleveland for JOE BOB ISBELL; NEELY trade.
5. **(C) NO CHOICE**
Choice to Green Bay for HENRY GREMMINGER.
6. **SIMS STOKES**
DB, Northern Arizona, 6-1, 198.
7. **RAYFIELD WRIGHT**
DE, Ft. Valley State, 6-7, 235.
8. **STEVE LAUB**
QB, Illinois Wesleyan, 6-1, 190.
9. **BYRON MORGAN**
DB, Findlay (Ohio), 6-3, 212.
10. **EUGENE BOWEN**
RB, Tennessee A&I, 5-8, 210.
11. **PAT RILEY**
WR, Kentucky, 6-2, 205.
12. **HAROLD DETERS**
K, North Carolina State, 6-0, 200.
13. **AL KERKIAN**
DE, Akron, 6-6, 235.
14. **TOM BOYD**
G, Tarleton State, 6-3, 250.
15. **LEWIE DAVIS**
DB, Edward Waters College, FL, 6-4, 210.
16. **PAUL BROTHERS**
HB, Oregon State, 6-1, 195.
17. **GEORGE ADAMS**
LB, Morehead State, KY, 6-2, 218.



1968

(Drafted Alternately
20th, 19th, 21st)

- DENNIS HOMAN**
FL, Alabama, 6-1, 181.
- DAVID McDANIELS**
WR, Mississippi Valley, 6-4, 200.
- (A) NO CHOICE**
Choice to Minnesota for LANCE RENTZEL.
- (B) ED HARMON**
LB, Louisville, 6-4, 246 - Choice from Chicago for AUSTIN DENNEY and MAC PERCIVAL.
- (A) NO CHOICE**
Choice to New Orleans for LARRY STEPHENS.
- (B) JOHN DOUGLAS**
LB, Missouri, 6-2, 215 - Choice from New York for JIM COLVIN.
- BLAINE NYE**
G, Stanford, 6-4, 255.
- D.D. LEWIS**
LB, Mississippi State, 6-1, 210.
- BOB TAUCHER**
T, Nebraska, 6-4, 251.
- FRANK BROWN**
DE, Albany State, GA, 6-3, 249.
- KEN KMIEC**
DB, Illinois, 6-2, 187.
- BEN OLISON**
FL, Kansas, 6-1, 170.
- RON SHOTTS**
RB, Oklahoma, 6-0, 206.
- WILSON WHITTY**
LB, Boston University, 6-3, 224.
- CARTER LORD**
TE, Harvard, 6-2, 214.
- RON WILLIAMS**
DB, West Virginia, 6-2, 190.
- TOMMY LUNCEFORD**
P, Auburn, 6-2, 202.
- LARRY COLE**
DE, Hawaii, 6-5, 250.
- GEORGE NORDGREN**
RB, Houston, 6-0, 200.

1969

(Drafted Alternately
24th, 23rd, 22nd)

- CALVIN HILL**
RB, Yale, 6-3, 230.
- RICHMOND FLOWERS**
WR, Tennessee, 6-0, 183.
- (A) TOM STINIC**
LB, Michigan, 6-2, 226.
- (B) HALVOR HAGEN**
DE, Weber State, 6-5, 250 - Choice from San Francisco for HAROLD HAYES.
- NO CHOICE**
Choice to New Orleans for - DAVE SIMMONS.
- (A) NO CHOICE**
Choice to Baltimore for ANDY STYNCHULA.
- (B) CHUCK KYLE**
LB, Purdue, 6-1, 220 - Choice from Los Angeles for COY BACON.
- RICH SHAW**
FL, Arizona St., 6-4, 205.
- LARRY BALES**
WR, Emory & Henry, 5-11, 185.
- ELMER BENHARDT**
LB, Missouri, 6-2, 200.
- CLAXTON WELCH**
RB, Oregon, 5-11, 200.

- STUART GOTTLIEB**
G, Weber State, 6-5, 250.
- CLARENCE WILLIAMS**
DT, Prairie View A&M, 6-5, 250.
- BOB BELDEN**
QB, Notre Dame, 6-2, 210.
- RENE MATISON**
WR, New Mexico, 6-0, 185.
- GERALD LUTRI**
T, Northern Michigan, 6-4, 256.
- BILL JUSTUS**
DB, Tennessee, 6-1, 180.
- FLOYD KERR**
DB, Colorado State, 6-3, 195.
- BILL BAILEY**
DT, Lewis & Clark, 6-4, 260.

1970

(Drafted 23rd)

- DUANE THOMAS**
RB, West Texas, 6-1, 220.
- (A) BOB ASHER**
T, Vanderbilt, 6-5, 250 - Choice from Chicago for CRAIG BAYNHAM and PHIL CLARK.
- (B) MARGENE ADKINS**
WR, Harderson J.C., 5-10, 183.
- (A) CHARLIE WATERS**
CB, Clemson, 6-1, 193 - Choice from Houston through Cleveland for JERRY RHOME.
- (B) STEVE KINER**
LB, Tennessee, 6-1, 220 - Choice from Cleveland for JERRY RHOME.
- (C) DENTON FOX**
S, Texas Tech, 6-2, 205.
- JOHN FITZGERALD**
T, Boston College, 6-4, 265.
- NO CHOICE**
Choice to St. Louis for BOBBY JOE CONRAD.
- PAT TOOMAY**
DE, Vanderbilt, 6-5, 230.
- DON ABBEY**
LB, Penn State, 6-2, 252.
- JERRY DOSSEY**
G, Arkansas, 6-4, 244.
- ZENON ANDRUSYSHYN**
K, UCLA, 6-2, 212.
- PETE ATHAS**
S, Dade J.C., 6-0, 186.
- IVAN SOUTHERLAND**
DT, Clemson, 6-4, 246.
- JOE WILLIAMS**
RB, Wyoming, 6-1, 193.
- MARK WASHINGTON**
CB, Morgan State, 5-11, 183.
- JULIAN MARTIN**
WR, North Carolina Central, 6-3, 190.
- KEN DeLONG**
TE, Tennessee, 6-2, 223.
- SEABERN HILL**
CB, Arizona St., 6-2, 195.
- GLENN PATTERSON**
C, Nebraska, 6-3, 220.

1971

(Drafted 25th)

- TODY SMITH**
DE, Southern Cal., 6-5, 250.
- ISAAC THOMAS**
CB, Bishop, 6-2, 190.
- (A) SAM SCARBER**
RB, New Mexico, 6-2, 235 - Choice from St. Louis for JOHN WILBUR.

- (B) BILL GREGORY**
DE, Wisconsin, 6-5, 240.
- (A) JOE CARTER**
TE, Grambling, 6-3, 219 - Choice from New Orleans for WILLIE TOWNES.
- (B) BUDDY MITCHELL**
T, Mississippi, 6-5, 232.
- RON KADZIEL**
LB, Stanford, 6-3, 215.
- STEVE MAIER**
WR, Northern Arizona, 6-3, 192.
- BILL GRIFFIN**
T-G, Catawba, 6-5, 250.
- RON JESSIE**
WR, Kansas, 6-0, 183.
- HONOR JACKSON**
WR, Pacific, 6-2, 190.
- RODNEY WALLACE**
DT, New Mexico, 6-5, 260.
- ERNEST BONWELL**
LB, Lane College, 6-4, 225.
- STEVE GOEPEL**
QB, Colgate, 6-2, 200.
- JAMES FORD**
RB, Texas Southern, 6-0, 200.
- TYRONE COUEY**
DB, Utah State, 6-2, 194.
- BOB YOUNG**
TE, Delaware, 6-5, 250.
- JOHN BRENNAN**
T, Boston College, 6-3, 260.
- JOHN BOMER**
C, Memphis State, 6-3, 230.

1972

(Drafted 26th)

- BILL THOMAS**
RB, Boston College, 6-2, 225.
- (A) ROBERT NEWHOUSE**
RB, Houston, 5-10, 202 - Choice from New England for HALVOR HAGEN and HONOR JACKSON.
- (B) JOHN BABINECZ**
LB, Villanova, 6-1, 222 - Choice from New Orleans for MARGENE ADKINS.
- (C) CHARLES McKEE**
WR, Arizona, 6-2, 199.
- (A) MIKE KELLER**
LB, Michigan, 6-4, 221 - Choice from New England for HALVOR HAGEN and HONOR JACKSON.
- (B) MARV BATEMAN**
P-K, Utah, 6-4, 213.
- (A) TIM KEARNEY**
LB, Northern Michigan, 6-2, 225 - Choice from New Orleans for JOE WILLIAMS.
- (B) ROBERT WEST**
WR, San Diego St., 6-4, 218 - Choice from New England for STEVE KINER.
- (C) CHARLES ZAPIEC**
LB, Penn State, 6-2, 222 - Choice from Detroit for RON JESSIE.
- (D) NO CHOICE**
Choice to New Orleans for DON TALBERT.
- NO CHOICE**
Choice to San Diego for TONY LIS-CIO.
- CHARLES BOLDEN**
DB, Iowa, 6-3, 195.
- NO CHOICE**
Choice to Chicago for LEE ROY CAFFEY.
- RALPH COLEMAN**
LB, North Carolina A&T, 6-4, 216.



9. **ROY BELL**
RB, Oklahoma, 5-10, 208.
10. **RICHARD AMMAN**
DE, Florida State, 6-5, 234.
11. **LONNIE LEONARD**
T-G, North Carolina A&T, 6-4, 244.
12. **JIMMY HARRIS**
WR, Ohio State, 5-10, 180.
13. **JEAN FUGETT**
TE, Amherst, 6-3, 219.
14. **ALAN THOMPSON**
RB, Wisconsin, 6-0, 225.
15. **CARLOS ALVAREZ**
WR, Florida, 5-10, 198.
16. **GORDON LONGMIRE**
QB, Utah, 6-1, 205.
17. **ALFONSO CAIN**
DT, Bethune-Cookman, 6-3, 271.

1973**(Drafted Alternately
20th, 22nd, 21st)**

1. **BILLY JOE DuPREE**
TE, Michigan State, 6-4, 225.
2. **(A) GOLDEN RICHARDS**
WR, Hawaii, 6-0, 172 - Choice from Green Bay for RON WIDBY and IKE THOMAS.
2. **(B) NO CHOICE**
Choice to Chicago as compensation for signing JACK CONCANNON.
3. **(A) HARVEY MARTIN**
DT, East Texas State, 6-5, 262 - Choice from Houston through New Orleans for TOM STINCIC.
3. **(B) NO CHOICE**
Choice to New England for RON SELLERS.
4. **DRANE SCRIVENER**
DB, Tulsa, 6-0, 176.
5. **BRUCE WALTON**
T, UCLA, 6-6, 251.
6. **BOB LEYEN**
G, Yale, 6-4, 256.

7. **RODRIGO BARNES**
LB, Rice, 6-1, 215.
8. **DAN WERNER**
QB, Michigan State, 6-4, 195.
9. **MIKE WHITE**
CB, Minnesota, 6-0, 196.
10. **CARL JOHNSON**
LB, Tennessee, 6-1, 225.
11. **GERALD CASWELL**
G, Colorado State, 6-4, 250.
12. **JIM ARNESON**
G, Arizona, 6-3, 236.
13. **JOHN SMITH**
WR, UCLA, 6-1, 187.
14. **BOB THORNTON**
G-C, North Carolina, 6-3, 234.
15. **WALT BAISY**
LB, Grambling, 6-2, 222.
16. **JOHN CONLEY**
TE, Hawaii, 6-2, 228.
17. **LES STRAYHORN**
RB, East Carolina, 5-10, 205.

1974**(Drafted Alternately
22nd, 21st, 20th, 23rd)**

1. **(A) ED JONES**
DE, Tennessee State, 6-8, 260
Choice from Houston for TODD SMITH and BILLY PARKS.
1. **(B) CHARLES YOUNG**
RB, North Carolina State, 6-1, 215.

2. **NO CHOICE**
Choice and RON SELLERS to Miami for OTTO STOWE.
3. **(A) DANNY WHITE**
QB, Arizona State, 6-2, 180 - Choice from Houston for TODD SMITH and BILLY PARKS.
3. **(B) CALVIN PETERSON**
LB, UCLA, 6-3, 218.
4. **(A) KEN HUTCHERSON**
LB, Livingston State, 6-1, 214 - Choice from Oakland for GLOSTER RICHARDSON.
4. **(B) ANDY ANDRADE**
RB-DB, Northern Michigan, 5-11, 193.
5. **JOHN KELSEY**
T, Missouri, 6-6, 226.
6. **JIM BRIGHT**
DB, UCLA, 6-1, 210.
7. **RAYMOND NESTER**
LB, Michigan State, 6-2, 224.
8. **MIKE HOLT**
DB, Michigan State, 5-11, 176.
9. **BILL DULIN**
T, Johnson C. Smith, 6-6, 244.
10. **DENNIS MORGAN**
DB, Western Illinois, 5-11, 203.
11. **HARVEY McGEE**
WR, Southern Mississippi, 6-2, 209.
12. **KEITH BOBO**
QB, Southern Methodist, 6-3, 196.
13. **FRED LIMA**
K, Colorado, 5-9, 202.
14. **DOUG RICHARDS**
DB, Brigham Young, 6-4, 185.
15. **BRUCE CRAFT**
DT, Geneva, Pa., 6-4, 232.
16. **GENE KILLIAN**
T, Tennessee, 6-4, 225.
17. **LAWRIE SKOLROOD**
T, North Dakota, 6-5, 230.

1975**(Drafted 18th)**

1. **(A) RANDY WHITE**
DE, Maryland, 6-4, 250 - Choice from N.Y. Giants for CRAIG MORTON.
1. **(B) THOMAS HENDERSON**
LB, Langston, 6-2, 214.
2. **BURTON LAWLESS**
G, Florida, 6-4, 253.
3. **BOB BREUNIG**
LB, Arizona State, 6-2, 236.
4. **(A) PAT DONOVAN**
DE, Stanford, 6-5, 240 - Choice from Houston for MIKE MONTGOMERY.
4. **(B) RANDY HUGHES**
DB, Oklahoma, 6-4, 209.
5. **(A) KYLE DAVIS**
C, Oklahoma, 6-3, 240 - Choice from Green Bay for JACK CONCANNON.
5. **(B) NO CHOICE**
Choice to Cincinnati for CLINT LONGLEY.
6. **ROLLY WOOLSEY**
DB, Boise State, 6-1, 175.
7. **MICHAEL HEGMAN**
LB, Tennessee State, 6-4, 220.
8. **MITCH HOOPES**
F, Arizona, 6-0, 210.
9. **ED JONES**
DB, Rutgers, 6-0, 193.

10. **DENNIS BOOKER**
RB, Millersville State, 6-1, 235.
11. **GREG KRPALEK**
C, Oregon State, 6-5, 242.
12. **CHUCK BLAND**
DB, Cincinnati, 5-11, 188.
13. **HERB SCOTT**
G, Virginia Union, 6-2, 248.
14. **SCOTT LAIDLAW**
RB, Stanford, 6-0, 206.
15. **WILLIE HAMILTON**
RB, Arizona, 5-11, 182.
16. **PETE CLARK**
TE, Colorado State, 6-4, 234.
17. **JIM TESTERMAN**
TE, Dayton, 6-5, 225.

1976**(Drafted 27th)**

1. **AARON KYLE**
DB, Wyoming, 5-11, 183.
2. **(A) JIM JENSEN**
RB, Iowa, 6-4, 226 - Choice from N.Y. Giants for CRAIG MORTON.
2. **(B) JIM EIDSON**
G, Mississippi St., 6-4, 253.
3. **(A) DUKE FERGERSON**
WR, San Diego St., 6-1, 186 - Choice from San Francisco for BOB HAYES.
3. **(B) JOHN SMITH**
RB, Boise State, 6-0, 191 - Choice from Denver for OTTO STOWE.
3. **(C) BUTCH JOHNSON**
WR, UC-Riverside, 6-1, 175.
4. **TOM RAFFERTY**
G, Penn State, 6-3, 248.
5. **WALLY PESUIT**
T, Kentucky, 6-4, 260.
6. **GREG MCGUIRE**
T, Indiana, 6-3, 265.
7. **(A) GREG SCHAUM**
DT, Michigan State, 6-4, 246 - Choice from San Diego for KEN HUTCHERSON.
7. **(B) DAVID WILLIAMS**
RB, Colorado, 6-2, 210.
8. **HENRY LAWS**
DB, South Carolina, 5-10, 171.
9. **BEASLEY REECE**
DB, North Texas, 6-1, 193.
10. **LEROY COOK**
DE, Alabama, 6-4, 212.
11. **CORNELIUS GREEN**
QB, Ohio, 5-11, 170.
12. **CHARLES McSHANE**
LB, Cal Lutheran, 6-2, 211.
13. **MARK DRISCOLL**
QB, Colorado St., 6-1, 184.
14. **LARRY MUSHINSKIE**
TE, Nebraska, 6-3, 217.
15. **DALE CURRY**
LB, UCLA, 6-2, 222.
16. **RICH COSTANZO**
T, Nebraska, 6-4, 260.
17. **STAN WOODFILL**
K, Oregon, 6-0, 190.

1977**(Drafted Alternately
24th, 25th, 26th)**

1. **TONY DORSETT**
RB, Pittsburgh, 5-11, 192 - Choice from Seattle for Cowboys' first-round choice and three second-round choices.

BOLD Indicates Made Active Roster



- GLENN CARANO**
QB, Nevada-Las Vegas, 6-3, 195 -
Choice for Seattle for DUKE FER-
GERSON.
- (A) TONY HILL**
WR, Stanford, 6-2, 196 - Choice
from Philadelphia for JOHN
NILAND.
- (B) VAL BELCHER**
G, Houston, 6-3, 250.
- GUY BROWN**
LB, Houston, 6-4, 215.
- ANDY FREDERICK**
OL, New Mexico, 6-6, 241.
- JIM COOPER**
T, Temple, 6-5, 252.
- DAVID STALLS**
DT, Northern Colorado, 6-4, 236.
- (A) AL CLEVELAND**
DL, Pacific, 6-4, 246 - Choice from
San Diego for MITCH HOOPEES.
- (B) FRED WILLIAMS**
RB, Arizona State, 5-10, 189.
- MARK CANTRELL**
C, North Carolina, 6-3, 252.
- STEVE DeBERG**
QB, San Jose State, 6-2, 205.
- DON WARDLOW**
TE, Washington, 6-6, 230.
- GREG PETERS**
OL, California, 6-5, 257.

1978

(Drafted 28th)

- LARRY BETHEA**
DL, Michigan State, 6-5, 258.
- TODD CHRISTENSEN**
RB-TE, Brigham Young, 6-3, 224.
- DAVID HUDGENS**
OL, Oklahoma, 6-5, 245.
- ALOIS BLACKWELL**
RB, Houston, 5-11, 194.
- RICH ROSEN**
G, Syracuse, 6-3, 242.
- HAROLD RANDOLPH**
LB, East Carolina, 6-1, 191.
- TOM RANDALL**
DT, Iowa State, 6-5, 248.
- HOMER BUTLER**
WR, UCLA, 6-1, 184.
- RUSS WILLIAMS**
DB, Tennessee, 6-1, 197.
- BARRY TOMASETTI**
OL, Iowa, 6-3, 249.
- DENNIS THURMAN**
S, Southern Cal., 5-11, 172.
- LEE WASHBURN**
OL, Montana State, 6-6, 253.

1979

(Drafted 27th)

- ROBERT SHAW**
C, Tennessee, 6-4, 252.
- AARON MITCHELL**
CB, Nevada-Las Vegas, 6-1, 196.
- DOUG COSBIE**
TE, Santa Clara, 6-6, 230 -
Swapped choices with Seattle in
BILL GREGORY trade.
- RALPH DeLOACH**
DE, California, 6-5, 254.
- (A) BOB HUKILL**
OL, North Carolina, 6-5, 250 -
Choice from Chicago for GOLDEN
RICHARDS.
- (B) CURTIS ANDERSON**
DE, Central State, OH, 6-6, 240 -

Choice from Seattle for EFREN
HERRERA.

- (C) RON SPRINGS**
RB, Ohio State, 6-0, 197.
- (A) TIM LAVENDER**
CB, Southern Cal., 6-3, 187 -
Choice from Seattle for BILL GRE-
GORY.
- (B) MIKE SALZANO**
OL, North Carolina, 6-3, 242 -
Choice from Denver for JIM
JENSEN.
- (C) CHRIS De FRANCE**
WR, Arizona State, 6-1, 205.
- GREG FITZPATRICK**
LB, Youngstown, 6-2, 227.
- BRUCE THORNTON**
DT, Illinois, 6-5, 266.
- GARRY COBB**
LB, Southern Cal., 6-2, 209.
- MIKE CALHOUN**
DT, Notre Dame, 6-4, 228.
- NO CHOICE**
Choice to Detroit for SKIP -BUTLER.
- QUENTIN LOWRY**
LB, Youngstown, 6-2, 225.

1980

(Drafted Alternately
23rd, 24th, 25th)

- NO CHOICE**
Choice given along with second-
round choice to Baltimore for
JOHN DUTTON.
- NO CHOICE**
Choice given along with first-round
choice to Baltimore for JOHN DUT-
TON.
- (A) BILL ROE**
LB, Colorado, 6-3, 220 - Choice
from Chicago for GOLDEN
RICHARDS.
- (B) JAMES JONES**
RB, Mississippi State, 5-10, 200.
- KURT PETERSEN**
DL, Missouri, 6-5, 255.
- GARY HOGEBROOM**
QB, Central Michigan, 6-4, 195.
- TIMMY NEWSOME**
RB, Winston-Salem State, 6-1, 228.
- LESTER BROWN**
RB, Clemson, 5-11, 176.
- LARRY SAVAGE**
LB, Michigan State, 6-3, 225.
- JACKIE FLOWERS**
WR, Florida State, 6-0, 194.
- MATTHEW TEAGUE**
DE, Prairie View A&M, 6-4, 238.
- GARY PADJEN**
LB, Arizona State, 6-1, 238.
- NORM WELLS**
DT, Northwestern, 6-5, 249.

1981

(Drafted Alternately
25th and 26th)

- HOWARD RICHARDS**
T, Missouri, 6-5, 255.
- DOUG DONLEY**
WR, Ohio State, 6-0, 180.
- GLEN TITENSOR**
DL, Brigham Young, 6-4, 250.
- (A) SCOTT PELLUER**
LB, Washington State, 6-1, 213
Choice from San Francisco for
THOMAS HENDERSON

- (B) DERRIE NELSON**
LB, Nebraska, 6-2, 217.
- DANNY SPRADLIN**
LB, Tennessee, 6-1, 229.
- VINCE SKILLINGS**
DB, Ohio State, 5-11, 176.
- (A) RON FELLOWS**
DB, Missouri, 5-11, 165 - Choice
from Tampa Bay for DAVE STALLS.
- (B) KEN MILLER**
DB, East Michigan, 5-11, 180.
- PAUL PIUROWSKI**
LB, Florida State, 6-2, 219.
- MIKE WILSON**
WR, Washington State, 6-3, 202.
- PAT GRAHAM**
DT, California, 6-3, 257.
- TIM MORRISON**
G, Georgia, 6-3, 258.
- NATE LUNDY**
WR, Indiana, 6-0, 169.

1982

(Drafted 26th)

- ROD HILL**
CB, Kentucky State, 6-0, 185.
- JEFF ROHRER**
LB, Yale, 6-3, 224.
- JIM ELIOPULOS**
LB, Wyoming, 6-3, 229.
- (A) BRIAN CARPENTER**
CB, Michigan, 5-10, 166 - Choice
from Tampa Bay for DAVE STALLS.
- (B) MONTY HUNTER**
S, Salem College, 6-0, 201.
- PHIL POZDERAC**
T, Notre Dame, 6-9, 260.
- (A) KEN HAMMOND**
G, Vanderbilt, 6-4, 270 - Choice
from Cleveland for BRUCE
HUTHER.
- (B) CHARLES DAUM**
DL, Cal Poly-SLO, 6-6, 241.
- BILL PURIFOY**
DL, Tulsa, 6-7, 249.
- (A) GEORGE PEOPLES**
RB, Auburn, 6-0, 211 - Choice
from Denver through Buffalo for
WADE MANNING.
- (B) DWIGHT SULLIVAN**
RB, N. Carolina State, 6-0, 205.
- JOE GARY**
DL, UCLA, 6-5, 273.
- TODD ECKERSON**
T, North Carolina State, 6-4, 263.
- (A) GEORGE THOMPSON**
WR, Albany State, GA, 6-3, 209
Choice from Tampa Bay for
AARON MITCHELL.
- (B) MICHAEL WHITING**
RB, Florida State, 6-1, 210.
- RICH BURTNESG**
G, Montana, 6-4, 257.

1983

(Drafted Alternately
23rd, 24th, 21st, 22nd)

- JIM JEFFCOAT**
DE, Arizona State, 6-5, 260.
- MIKE WALTER**
LB, Oregon, 6-3, 230.
- BRYAN CALDWELL**
DE, Arizona State, 6-4, 248.
- CHRIS FAULKNER**
TE, Florida, 6-4, 257.
- CHUCK McSWAIN**
RB, Clemson, 6-0, 190.

BOLD Indicates Made Active Roster



6. **REGGIE COLLIER**
QB, Southern Mississippi, 6-3, 207.
7. **CHRIS SCHULTZ**
T, Arizona, 6-8, 259.
8. **LAWRENCE RICKS**
RB, Michigan, 5-9, 194.
9. **AL GROSS**
S, Arizona, 6-3, 186.
10. **ERIC MORAN**
T, Washington, 6-5, 282.
11. **DAN TAYLOR**
T, Idaho State, 6-3, 258.
12. **LORENZO BOUIER**
RB, Maine, 6-0, 209.

1984**(Drafted Alternately
25th and 26th)**

1. **BILLY CANNON**
LB, Texas A&M, 6-4, 235.
2. **(A) VICTOR SCOTT**
DB, Colorado, 6-0, 192 - Choice from Houston thru Minnesota for BUTCH JOHNSON.
2. **(B) NO CHOICE**
Choice to Houston for MIKE RENFRO.
3. **FRED CORNWELL**
TE, Southern California, 6-6, 236.
4. **STEVE DeOSSIIE**
LB, Boston College, 6-2, 250.
5. **(A) STEVE PELLUER**
QB, Washington, 6-4, 204 - Choice from Tampa Bay for DANNY SPRADLIN.
5. **(B) NORM GRANGER**
RB, Iowa, 5-9, 217.
6. **(A) EUGENE LOCKHART**
LB, Houston, 6-2, 228 - Choice from Chicago for JAY SALDI.
6. **(B) JOE LEVELIS**
G, Iowa, 6-3, 270.
7. **ED MARTIN**
LB, Indiana State, 6-3, 218.
8. **MIKE REVELL**
RB, Bethune-Cookman, 5-11, 197.
9. **(A) JOHN HUNT**
OL, Florida, 6-4, 262 - Choice from Indianapolis for RAUL ALLEGRE.
9. **(B) NEAL MAUNE**
OL, Notre Dame, 6-4, 249.
10. **BRIAN SALONEN**
TE, Montana, 6-3, 227.
11. **DOWE AUGHTMAN**
DL, Auburn, 6-2, 272.
12. **CARL LEWIS**
WR, Houston, 6-3, 187.

1984**U.S.F.L. SUPPLEMENTAL DRAFT
(Drafted Alternately
25th and 26th)**

1. **TODD FOWLER**
FB, Stephen F. Austin, 6-3, 218 - From Houston Gamblers.
2. **MALCOLM MOORE**
WR, Southern California, 6-5, 205 - From Los Angeles Express.
3. **JEFF SPEK**
TE, San Diego State, 6-3, 230 - From New Jersey Generals.

1985**(Drafted Alternately
17th, 16th, 20th, 19th, 18th)**

1. **KEVIN BROOKS**
DE, Michigan, 6-7, 265.

2. **JESSE PENN**
LB, Virginia Tech, 6-3, 255.
3. **CRAWFORD KER**
G, Florida, 6-4, 290.
4. **ROBERT LAVETTE**
RB, Georgia Tech, 5-11, 195.
5. **(A) HERSCHEL WALKER**
RB, Georgia, 6-1, 224 - Choice from Houston for BUTCH JOHNSON.
5. **(B) MATT DARWIN**
C/G, Texas A&M, 6-4, 265 - Choice from Cleveland thru Buffalo for ROD HILL.
6. **(A) KURT PLOEGER**
DT, Gustavus Adolphus, 6-5, 250 - Choice from Indianapolis for STEVE WRIGHT.
6. **(B) MATT MORAN**
C/G, Stanford, 6-4, 265.
7. **(A) KARL POWE**
WR, Alabama State, 6-2, 175 - Choice from San Diego thru Kansas City for LAWRENCE RICKS.
7. **(B) JIM HERRMANN**
DE, Brigham Young, 6-6, 265.
8. **LEON GONZALEZ**
WR, Bethune-Cookman, 5-10, 160.
9. **SCOTT STRASBURGER**
LB, Nebraska, 6-1, 220.
10. **JOE JONES**
TE, Virginia Tech, 6-4, 245.
11. **NEAL DELLOCONO**
LB, UCLA, 6-1, 220.
12. **KARL JORDAN**
LB, Vanderbilt, 6-2, 245.

1986**(Drafted Alternately
21st, 20th, 19th, 18th)**

1. **(A) MIKE SHERRARD**
WR, UCLA, 6-2, 185 - Choice from San Francisco for Cowboys first and fifth-round choices.
1. **(B) NO CHOICE**
Choice given to San Francisco along with fifth-round choice for San Francisco's first-round choice.
2. **DARRYL CLACK**
RB, Arizona State, 5-10, 207 - Choice from Indianapolis for GARY HOGEBOOM.
3. **MARK WALLEN**
DT, UCLA, 6-5, 265.
4. **MAX ZENDEJAS**
K, Arizona, 5-11, 184.
5. **NO CHOICE**
Choice given to San Francisco along with first-round choice for San Francisco's first-round choice.
6. **(A) THORNTON CHANDLER**
TE, Alabama, 6-5, 238 - Choice from Buffalo for ROD HILL.
6. **(B) STAN GELBAUGH**
QB, Maryland, 6-3, 207 - Choice from Detroit for ANGELO KING.
6. **(C) LLOYD YANCEY**
G, Temple, 6-4, 275.
7. **JOHNNY HOLLOWAY**
DB, Kansas, 5-11, 181.
8. **TOPPER CLEMONS**
RB, Wake Forest, 5-11, 205.
9. **JOHN IONATA**
G, Florida State, 6-2, 280.
10. **BRYAN CHESTER**
G, Texas, 6-4, 260.
11. **GARTH JAX**
LB, Florida State, 6-2, 225.

BOLD Indicates Made Active Roster

12. **(A) CHRIS DULIBAN**
LB, Texas, 6-2, 216 - Choice from Buffalo for ROD HILL.
12. **(B) TONY FLACK**
DB, Georgia, 6-1, 184.

1987**(Drafted Alternately
12th and 11th)**

1. **DANNY NOONAN**
DT, Nebraska, 6-4, 282.
2. **RON FRANCIS**
CB, Baylor, 5-9, 201.
3. **JEFF ZIMMERMAN**
OL, Florida, 6-3, 310.
4. **KELVIN MARTIN**
WR, Boston College, 5-9, 161.
5. **EVERETT GAY**
WR, Texas, 6-2, 204.
6. **JOE ONOSAI**
OL, Hawaii, 6-3, 283.
7. **KEVIN SWEENEY**
QB, Fresno State, 6-0, 191.
8. **KEVIN GOGAN**
T, Washington, 6-7, 295.
9. **ALVIN BLOUNT**
RB, Maryland, 5-9, 197.
10. **DALE JONES**
LB, Tennessee, 6-1, 234.
11. **JEFF WARD**
K, Texas, 5-9, 169.
12. **SCOTT ARMSTRONG**
LB, Florida, 6-1, 230.

1988**(Drafted Alternately
11th, 14th, 13th, 12th)**

1. **MICHAEL IRVIN**
WR, Miami, Fla., 6-2, 198.
2. **KEN NORTON, JR.**
LB, UCLA, 6-2, 224.
3. **MARK HUTSON**
G, Oklahoma, 6-3, 292.
4. **DAVE WIDELL**
T, Boston College, 6-6, 297.
5. **NO CHOICE**
Choice given to Seattle for RON ESSINK.
6. **SCOTT SECULES**
QB, Virginia, 6-3, 220.
7. **OWEN HOOVEN**
T, Oregon State, 6-6, 302.
8. **MARK HIGGS**
RB, Kentucky, 5-7, 188.
9. **BRIAN BEDFORD**
WR, California, 6-4, 209.
10. **BILLY OWENS**
DB, Pittsburgh, 6-1, 198.
11. **CHAD HENNINGS**
DE, Air Force, 6-5, 251.
12. **BEN HUMMEL**
LB, UCLA, 6-4, 234.

1989**(Drafted 1st)**

1. **TROY AIKMAN**
QB, UCLA, 6-3, 220.
2. **(A) NO CHOICE**
Choice given along with sixth-round choice to L.A. Raiders for their second, third and fifth-round choices.
2. **(B) DARYL JOHNSTON**
FB, Syracuse, 6-2, 237 - Choice from L.A. Raiders along with third and fifth-round choices for Cowboys' second and sixth-round choices.



3. (A) **MARK STEPENSKI**
OL, Pittsburgh, 6-2, 269.
3. (B) **RHONDY WESTON**
DE, Florida, 6-5, 274 - Choice from L.A. Raiders along with second and fifth-round choices for Cowboys' second and sixth-round choices.
4. **TONY TOLBERT**
DE, Texas-El Paso, 6-6, 245.
5. (A) **KEITH JENNINGS**
TE, Clemson, 6-4, 241.
5. (B) **WILLIS CROCKETT**
LB, Georgia Tech., 6-3, 221 - Choice from L.A. Raiders along with second and third-round choices for Cowboys' second and sixth-round choices.
5. (C) **JEFF ROTH**
DT, Florida, 6-3, 256 - Choice from Denver for TONY DORSETT.
6. NO CHOICE
Choice given to L.A. Raiders along with second-round choice for Raiders' second, third and fifth-round choices.
7. **KEVIN PETERSON**
LB, Northwestern, 6-2, 227.
8. **CHARVEZ FOGER**
RB, Nevada-Reno, 5-10, 211.
9. **TIM JACKSON**
DB, Nebraska, 5-11, 192.
10. **ROD CARTER**
LB, Miami, Fla., 6-1, 226.
11. **RANDY SHANNON**
LB, Miami, Fla., 6-0, 224.
12. **SCOTT ANKROM**
WR, Texas Christian, 6-1, 200.

1990

(Drafted 1st)

1. (A) NO CHOICE
Choice used to select STEVE WALSH in the 1989 supplemental draft.
1. (B) **EMMITT SMITH**
RB, Florida, 5-9, 199 - Choice from Pittsburgh for first-round choice obtained from Minnesota and third-round choice obtained from San Francisco.
2. **ALEXANDER WRIGHT**
WR, Auburn, 6-0, 187.
3. (A) NO CHOICE
Choice to Minnesota in HERSHEL WALKER trade.
3. (B) **JIMMIE JONES**
DT, Miami, Fla., 6-4, 284 - Choice from New England along with sixth and eighth-round choices for third-round choice obtained from Denver, fifth-round choice obtained from Miami and Cowboys' seventh-round choice.
4. NO CHOICE
Choice to Denver in KEVIN BROOKS trade.
5. (A) NO CHOICE
Choice to Washington for DEAN HAMEL.
5. (B) **STAN SMAGALA**
CB, Notre Dame, 5-10, 184 - Choice from L.A. Raiders for sixth-round choice obtained from Minnesota, eighth-round choice obtained from New-England, ninth-round choice obtained from Seattle, 10th-round choice obtained from Indianapolis and 11th-round choice obtained from San Francisco.

6. NO CHOICE
Choice to San Diego along with sixth-round choice obtained from New England and sixth-round choice obtained from N.Y. Giants for San Diego's third-round choice in 1991.
7. NO CHOICE
Choice given to New England along with third-round choice obtained from Denver and fifth-round choice obtained from Miami for New England's third, sixth and eighth-round choices.
8. NO CHOICE
Choice to Detroit for PAUL PALMER.
9. **KENNETH GANT**
CB, Albany State, GA, 5-11, 178.
10. NO CHOICE
Choice to Minnesota in HERSHEL WALKER trade.
11. **DAVE HARPER**
LB, Humboldt State, 6-1, 220.
12. NO CHOICE
Choice used to select MIKE LOWMAN in the 1989 supplemental draft.

1991

(Drafted Alternately
13th and 14th)

1. (A) **RUSSELL MARYLAND**
DT, Miami, 6-1, 274 - Choice from New England for first-round choice obtained from Minnesota, second-round choice. RON FRANCIS, DAVID HOWARD and EUGENE LOCKHART.
1. (B) **ALVIN HARPER**
WR, Tennessee, 6-3, 204.
2. (A) **DIXON EDWARDS**
LB, Michigan State, 6-1, 220 - Choice from Detroit for first-round choice obtained from Washington.
2. (B) NO CHOICE
Choice to New England along with first-round choice obtained from Minnesota, RON FRANCIS, DAVID HOWARD and EUGENE LOCKHART for New England's first-round draft choice.
3. (A) **GODFREY MYLES**
LB, Florida, 6-1, 242 - Choice obtained from San Diego for 1990 draft choices.
3. (B) **JAMES RICHARDS**
G, California, 6-4, 289 - Choice obtained from Detroit for first-round choice obtained from Washington.
3. (C) NO CHOICE
Choice to Minnesota in Herschel Walker trade.
3. (D) **ERIK WILLIAMS**
T, Central St. (OH), 6-5, 304 - Choice obtained from New Orleans in STEVE WALSH trade.
4. (A) **CURVIN RICHARDS**
RB, Pittsburgh, 5-9, 200.
4. (B) **BILL MUSGRAVE**
CB, Oregon, 6-2, 196 - Choice obtained from Kansas City in STEVE PELLUER trade.
4. (C) **TONY HILL**
DE, Tenn.-Chattanooga, 6-6, 250 - Choice obtained from Detroit for first-round choice obtained from Washington.
4. (D) **KEVIN HARRIS**
DE, Texas Southern, 6-5, 248 - Choice obtained from New England for first-round pick

obtained from Minnesota.

5. (A) NO CHOICE
Choice sent to L.A. Raiders for JOHN GESEK.
5. (B) **DARRICK BROWNLOW**
LB, Illinois, 5-10, 245 - Choice obtained from Washington for first-round choice obtained from New England.
6. **MIKE SULLIVAN**
OL, Miami, 6-3, 278.
7. (A) **LEON LETT**
DE, Emporia (KS) St., 6-6, 273 - Choice obtained from Denver in DAVE WIDELL trade.
7. (B) NO CHOICE
Choice sent to L.A. Raiders for DALE HELLESTRAE.
8. NO CHOICE
Choice sent to Phoenix for ROB AWALT.
9. **DAMON MAYS**
WR, Missouri, 5-9, 166.
10. **SEAN LOVE**
G, Penn State, 6-3, 285.
11. **TONY BOLES**
RB, Michigan, 6-1, 196.
12. **LARRY BROWN**
CB, Tex. Christian, 5-11, 184.

1992

(Drafted Alternately
24th, 23rd, 22nd, 21st)

1. (A) **KEVIN SMITH**
CB, Texas A&M, 5-11, 173 - Choice from Atlanta along with fifth-round choice for first and fourth-round choices obtained from New England.
1. (B) **ROBERT JONES**
LB, East Carolina, 6-2, 236.
2. (A) **JIMMY SMITH**
WR, Jackson State, 6-1, 200 - Choice from Cleveland along with fifth-round choice for second-round choice obtained from New Orleans, eighth-round choice obtained from Denver and the Cowboys' third, sixth and twelfth-round choices.
2. (B) **DARREN WOODSON**
S, Arizona State, 6-1, 216 - Choice from New England along with first and fourth-round choices for first and third-round choices obtained from Minnesota.
2. (C) NO CHOICE
Choice sent to Atlanta along with eighth-round choice for TONY CASILLAS.
3. (A) **CLAYTON HOLMES**
CB, Carson-Newman, 5-10, 178 - Choice from Washington along with second-round choice for second and third-round choices obtained from Kansas City.
3. (B) NO CHOICE
Choice sent to Cleveland along with second-round choice obtained from New Orleans, eighth-round choice obtained from Denver and the Cowboys' sixth and twelfth-round choices for second and fifth-round choices.
3. (C) **JAMES BROWN**
T, Virginia State, 6-6, 331 - Choice from Detroit along with fourth and ninth-round choices for second-round choice obtained from Washington.



4. (A) **NO CHOICE**
Choice sent to L.A. Raiders for STEVE BEUERLEIN.
4. (B) **TOM MYSLINSKI**
G, Tennessee, 6-2, 291 - Choice from Detroit along with third and ninth-round choices for second-round choice obtained from Washington.
5. (A) **GREG BRIGGS**
S, Texas Southern, 6-3, 293 - Choice from Atlanta along with first-round choice for first and fourth-round choices obtained from New England.
5. (B) **ROD MILSTEAD**
G, Delaware State, 6-2, 293 - Choice from Cleveland along with second-round choice for second-round choice obtained from New Orleans, eighth-round choice obtained from Denver and the Cowboys' third, sixth, and twelfth-round choices.
5. (C) **NO CHOICE**
Choice sent to Houston in the ALONZO HIGHSMITH trade.
6. (A) **FALLON WACASEY**
TE, Tulsa, 6-7, 241 - Choice from New England for JESSE SOLOMON.
6. (B) **NO CHOICE**
Choice sent to Cleveland along with second-round choice obtained from New Orleans, eighth-round choice obtained from Denver and the Cowboys' third and twelfth-round choices for second and fifth-round choices.
7. **NO CHOICE**
Choice sent to L.A. Raiders for GARRY LEWIS.
8. **NO CHOICE**
Choice sent to Atlanta along with second-round choice for TONY CASILLAS.
9. (A) **NATE KIRTMAN**
S, Pomona-Pitzer, 6-1, 186.
9. (B) **CHRIS HALL**
S, East Carolina, 6-2, 184 - Choice from Detroit along with third and fourth-round choices for second-round choice obtained from Washington.
10. **JOHN TERRY**
G, Livingstone College, 6-4, 292.
11. **TIM DANIEL**
WR, Florida A&M, 5-11, 184.
12. (A) **DONALD HARRIS**
S, Texas Tech, 6-0, 185 - Choice from New England for RICH GICEWICZ.
12. (B) **NO CHOICE**
Choice sent to Cleveland along with second-round choice obtained from New Orleans, the Cowboys' third and sixth-round choices and the eighth-round choice obtained from Denver for second and fifth-round choices.

1993

(Drafted 28th)

1. **NO CHOICE**
Choice to Green Bay along with fourth-round choice for two second, a fourth and eighth-round choices.
2. (A) **KEVIN WILLIAMS**
WR, Miami, Fla., 5-9, 190 - Choice from Green Bay along with second, fourth and eighth-round

choices for first and fourth-round choices.

2. (B) **DARRIN SMITH**
LB, Miami, Fla., 6-1, 237 - Choice from Green Bay along with second, fourth and eighth-round choices for first and fourth-round choices.
2. (C) **NO CHOICE**
Choice to San Francisco in Charles Haley trade.
3. **MIKE MIDDLETON**
S, Indiana, 5-10, 211.
4. (A) **DERRICK LASSIC**
RB, Alabama, 5-10, 192 - Choice from Green Bay along with two second-round choices and an eighth-round choice for first and fourth-round choices.
4. (B) **RON STONE**
T, Boston College, 6-5, 306 - Choice from L.A. Raiders for ALEXANDER WRIGHT.
4. (C) **NO CHOICE**
Choice to Green Bay along with first-round choice for two second, a fourth and eighth round choices.
5. **NO CHOICE**
Choice to Pittsburgh for THOMAS EVERETT.
6. **BARRY MINTER**
LB, Tulsa, 6-2, 236.
7. **BROCK MARION**
S, Nevada-Reno, 5-11, 178.
8. (A) **DAVE THOMAS**
CB, Tennessee, 6-2, 205 - Choice from Tampa Bay for Gary Lewis and an eighth-round choice.
8. (B) **REGGIE GIVENS**
S, Penn State, 6-0, 219 - Choice from Green Bay along with two second-round choices and a fourth-round choice for first and fourth-round choices.
8. (C) **NO CHOICE**
Choice to Tampa Bay along with Gary Lewis for an eighth-round choice.

1994

(Drafted 28th)

1. (A) **SHANTE CARVER**
DE, Arizona State, 6-5, 240 - Choice from San Francisco along with seventh-round choice for Cowboys' first and second-round choices.
1. (B) **NO CHOICE**
Choice to San Francisco along with second-round choice for first and seventh-round choice.
2. (A) **LARRY ALLEN**
OL, Sonoma State, 6-3, 325 - Compensatory choice.
2. (B) **NO CHOICE**
Choice to San Francisco along with first-round choice for first and seventh-round choice.
3. (A) **NO CHOICE**
Choice to San Francisco in Charles Haley trade.
3. (B) **GEORGE HEGAMIN**
T, North Carolina State, 6-7, 355 - Compensatory choice.
4. (A) **WILLIE JACKSON**
WR, Florida, 6-1, 205 - Choice from Tampa Bay in Thomas Everett trade.
4. (B) **DEWAYNE DOTSON**
LB, Mississippi, 6-1, 250.

5. **NO CHOICE**
Choice to L.A. Raiders along with seventh-round choice obtained from San Francisco for Elvis Patterson and L.A. Raiders seventh-round choice.
6. (A) **NO CHOICE**
Choice to L.A. Rams for Jim Price.
6. (B) **DARREN STUDSTILL**
DB, West Virginia, 6-1, 186 - Choice from L.A. Rams for Cowboys' fourth-round choice in 1995.
7. (A) **TODDRICK MCINTOSH**
DL, Florida State, 6-3, 277 - Choice from L.A. Raiders along with Elvis Patterson for Cowboys' fifth-round choice and seventh-round choice obtained from San Francisco.
7. (B) **NO CHOICE**
Choice to New England for Hugh Millen.

1995

(Drafted Alternately 28th and 27th)

1. (A) **NO CHOICE**
Choice to Tampa Bay for two second-round draft choices.
2. (A) **SHERMAN WILLIAMS**
RB, Alabama, 5-8, 190 - Choice from Atlanta along with fourth-round choice for a second-round choice obtained from Tampa Bay.
2. (B) **KENDELL WATKINS**
TE, Mississippi State, 6-1, 305.
2. (C) **SHANE HANNAH**
G, Michigan State, 6-5, 345 - Choice from Tampa Bay along with second-round choice for first-round choice.
3. **CHARLIE WILLIAMS**
S, Bowling Green, 6-0, 190.
4. (A) **ERIC BJORNSON**
TE, Washington, 6-4, 215 - Choice from Atlanta along with second-round choice for a second round choice obtained from Tampa Bay.
4. (B) **NO CHOICE**
Choice to St. Louis for 1994 sixth-round choice.
4. (C) **ALUNDIS BRICE**
CB, Mississippi, 5-10, 178 - Compensatory choice.
4. (D) **LINC HARDEN**
LB, Oklahoma State, 6-3, 238 - Compensatory choice.
5. (A) **NO CHOICE**
Choice used to select JOHN DAVIS in the 1994 supplemental draft.
5. (B) **EDWARD HERVEY**
WR, Southern Cal, 6-3, 179 - Compensatory choice.
5. (C) **DANA HOWARD**
LB, Illinois, 6-0, 238 - Compensatory choice.
6. **NO CHOICE**
Choice to Chicago along with VINSON SMITH and BARRY MINTER for KELLY BLACKWELL, MARKUS PAUL and JOHN ROPER.
7. **OSCAR STURGIS**
DE, North Carolina, 6-5, 280.

1996

(Drafted 30th)

1. **NO CHOICE**
Choice to Washington for a second and third-round draft choice.



2. **(A) KAVIKA PITTMAN**
DE, McNeese State, 6-6, 263 – Choice from Washington along with third-round choice for first-round choice.
2. **(B) RANDALL GODFREY**
LB, Georgia, 6-2, 237 – Choice from Miami for second-round choice and fourth-round choice obtained from N.Y. Giants as compensation for signing of Ron Stone.
2. **(C) NO CHOICE**
Choice sent to Miami along with fourth-round choice obtained from N.Y. Giants as compensation for signing of Ron Stone for second-round choice.
3. **(A) CLAY SHIVER**
C, Florida State, 6-2, 294 – Choice from Washington along with second-round choice for first-round choice.
3. **(B) NO CHOICE**
Choice used to select DARREN BENSON in the 1995 supplemental draft.
3. **(C) STEPFRET WILLIAMS**
WR, N.E. Louisiana, 6-0, 170 – Compensatory choice.
3. **(D) MIKE ULUFALE**
DL, Brigham Young, 6-4, 277 – Compensatory choice.
4. **NO CHOICE**
Choice to Atlanta along with fifth-round choice for ROGER HARPER.
5. **(A) KENNETH McDANIEL**
G, Norfolk State, 6-3, 322 – Choice from Baltimore for fourth-round choice in 1997.
5. **(B) NO CHOICE**
Choice to Atlanta along with fourth-round choice for ROGER HARPER.
5. **(C) ALAN CAMPOS**
LB, Louisville, 6-3, 236 – Compensatory choice.
6. **(A) NO CHOICE**
Choice to Chicago for JIM SCHWANTZ.
6. **(B) WENDELL DAVIS**
CB, Oklahoma, 5-10, 183 – Compensatory choice.
7. **RYAN WOOD**
FB, Arizona State, 5-11, 236.

1997

(Drafted Alternately 25th, 24th, 23rd, 22nd)

1. **(A) DAVID LaFLEUR**
TE, Louisiana State, 6-7, 280 – Choice from Philadelphia for first-round choice, fifth-round choice and third-round choice in 1998.
1. **(B) NO CHOICE**
Choice to Philadelphia along with fifth-round choice and third-round choice in 1998 for first-round choice.
2. **NO CHOICE**
Choice to Detroit for third and fourth-round choices.
3. **(A) DEXTER COAKLEY**
LB, Appalachian State, 5-10, 215 – Choice from Detroit along with fourth-round choice for second-round choice.
3. **(B) STEVE SCIFRES**
G/T, Wyoming, 6-4, 300.
3. **(C) KENNY WHEATON**
CB, Oregon, 5-10, 190 – Compensatory choice.
4. **(A) ANTONIO ANDERSON**
DT, Syracuse, 6-6, 309 – Choice from Detroit along with third-round choice for second-round choice.
4. **(B) NO CHOICE**
Choice to Baltimore for a 1996 fifth-round choice.
4. **(C) MACEY BROOKS**
WR, James Madison, 6-5, 220 – Compensatory choice.
4. **(D) NICKY SUALUA**
FB, Ohio State, 5-11, 257 – Compensatory choice.
5. **NO CHOICE**
Choice to Philadelphia along with first-round choice and third-round choice in 1998 for first-round choice.
6. **LEE VAUGHN**
CB, Wyoming, 5-11, 184.
7. **OMAR STOUTMIRE**
S, Fresno State, 5-11, 198.

1998

(Drafted Alternately 8th, 7th, 9th)

1. **GREG ELLIS**
DE, North Carolina, 6-6, 283.
2. **FLOZELL ADAMS**
T, Michigan State, 6-7, 335.
3. **NO CHOICE**
Choice to Philadelphia along with first-round choice and fifth-round choice in 1997 for first-round choice in 1997.
4. **MICHAEL MYERS**
DL, Alabama, 6-2, 286.
5. **(A) DARREN HAMBRICK**
LB, South Carolina, 6-2, 216.
5. **(B) OLIVER ROSS**
OL, Iowa State, 6-4, 300 – Choice from Seattle for sixth and seventh-round choices in 1998.
6. **(A) NO CHOICE**
Choice to Seattle along with seventh-round choice in 1998 for fifth-round choice in 1998.
6. **(B) IZELL REESE**
S, Alabama-Birmingham, 6-2, 193 – Compensatory choice.
7. **(A) NO CHOICE**
Choice to Seattle along with sixth-round choice in 1998 for fifth-round choice in 1998.
7. **(B) TARIK SMITH**
RB, California, 5-10, 200 – Compensatory choice.
7. **(C) ANTONIO FLEMING**
G, Georgia, 6-3, 309 – Compensatory choice.
7. **(D) ROD MONROE**
TE, Cincinnati, 6-4, 244 – Compensatory choice.

*Tight end
David LaFleur*

BOLD Indicates Made Active Roster





Cowboys and Free Agency

1989

PLAN B

PLAYERS SIGNED (5):

C Eric Coyle
(from Washington)
DB Ray Horton
(from Cincinnati)
TE Anthony Jones
(from San Diego)
LB Eric Naposki
(from New England)
RB Kevin Scott
(from San Diego)

PLAYERS LOST (6):

C Bob Brotzki
(by Atlanta)
TE Doug Cosbie
(by Denver)
RB Mark Higgs
(by Philadelphia)
LB Garth Jax
(by Phoenix)
WR Mike Sherrard
(by San Francisco)
QB Kevin Sweeney
(by San Francisco)

1990

PLAN B

PLAYERS SIGNED (16):

FB Tommie Agee
(from Kansas City)
T Louis Cheek
(from Miami)
LB Terrence Cooks
(from New England)
DB Antonio Gibson
(from New Orleans)
WR Rod Harris
(from New Orleans)
OL Greg Johnson
(from Miami)
LB Walter Johnson
(from New Orleans)
RB Keith Jones
(from Cleveland)
WR Dennis McKinnon
(from Chicago)
TE Jay Novacek
(from Phoenix)
DE Lybrant Robinson
(from Washington)
G Tony Stalon
(from L.A. Rams)
LB Vinson Smith
(from Pittsburgh)
DE Anthony Spears
(from Houston)
S James Washington
(from L.A. Rams)
WR Mike Williams
(from Detroit)

PLAYERS LOST (4):

WR Cornell Burbage
(by Minnesota)
WR Bernard Ford
(by Houston)
RB Paul Palmer
(by Cincinnati)
C Bob White
(by New England)

1991

PLAN B

PLAYERS SIGNED (4):

DB Odie Harris
(from Tampa Bay)
TE Craig Hudson
(from Green Bay)
TE Alfredo Roberts
(from Kansas City)
OL Alan Veingard
(from Green Bay)

PLAYERS LOST (2):

G Crawford Ker
(by Denver)
FB Robert Perryman
(by Denver)

1992

PLAN B

PLAYERS SIGNED (4):

LB Bernard Clark
(from Cincinnati)
G/C Frank Cornish
(from San Deigo)
K Brad Daluiso
(from Buffalo)
CB Brian Mitchell
(from Atlanta)

PLAYERS LOST (6):

TE Rob Awalt
(by Denver)
LB Darrick Brownlow
(by Buffalo)
LB Jack Del Rio
(by Minnesota)
CB Manny Hendrix
(by San Francisco)
S Stan Smagala
(by Pittsburgh)
K Ken Willis
(by Tampa Bay)

1993

PLAYERS SIGNED (0):

PLAYERS LOST (2):

QB Steve Beuerlein
(by Phoenix)
WR Kelvin Martin
(by Seattle)

1994

PLAYERS SIGNED (2):

G Derek Kennard
(from New Orleans)
QB Rodney Peete
(from Detroit)

PLAYERS LOST (8):

DT Tony Casillas
(by Kansas City)
G/C Frank Cornish
(by Minnesota)
G John Gesek
(by Washington)
G/T Kevin Gogan
(by L.A. Raiders)
DT Jimmie Jones
(by L.A. Rams)
QB Bernie Kosar
(by Miami)
K Eddie Murray
(by Philadelphia)
LB Ken Norton
(by San Francisco)

1995

PLAYERS SIGNED (3):

C Ray Donaldson
(from Seattle)
RB David Lang
(from St. Louis)
CB Deion Sanders
(from San Francisco)

PLAYERS LOST (11):

LB Darrick Brownlow
(by Washington)
G/C Frank Cornish
(by Jacksonville)
TE Scott Galbraith
(by Washington)
S Kenneth Gant
(by Tampa Bay)
WR Alvin Harper
(by Tampa Bay)
DE Jim Jeffcoat
(by Buffalo)
QB Rodney Peete
(by Philadelphia)
C Mark Stepnoski
(by Houston)
RB Blair Thomas
(by Atlanta)
LB Matt Vanderbeek
(by Washington)
S James Washington
(by Washington)

1996

PLAYERS SIGNED (1):

LB Fred Strickland
(from Green Bay)
CB Robert Bailey
(by Miami)

PLAYERS LOST (6):

CB Larry Brown
(by Oakland)
LB Dixon Edwards
(by Minnesota)
LB Robert Jones
(by St. Louis)
DT Russell Maryland
(by Oakland)
G/T Ron Stone*
(by N.Y. Giants)

1997

PLAYERS SIGNED (0):

PLAYERS LOST (6):

K Chris Boniol*
(by Philadelphia)
P John Jett
(by Detroit)
LB Godfrey Myles
(by Denver)
LB Jim Schwantz*
(by San Francisco)
LB Darrin Smith
(by Philadelphia)
S George Teague
(by Miami)

1998

PLAYERS SIGNED (1):

G Everett McIver
(from Miami)

PLAYERS LOST (3):

G/C John Flannery
(by St. Louis)
G/T George Hegamin
(by Philadelphia)
S Brock Marion
(by Miami)



Former fellowship coach and current Cowboys' offensive assistant coach Tommie Robinson (left in dark shirt)

JERRY JONES MINORITY COACHING FELLOWSHIP

The Jerry Jones Minority Coaching Fellowship was established 10 years ago to give minority college football coaches an intensive working experience on the NFL level. The purpose of this fellowship is to create an experience that will enable an individual coach to understand all dimensions of coaching with the Dallas Cowboys, from working with players in the classroom and on the field, to studying techniques and strategies with the other coaches, to handling administrative duties.

Beginning with training camp, the fellowship coaches are Dallas Cowboys coaches until responsibilities at their respective institutions begin. The coaches are housed at the Cowboys' training facilities and take part in every aspect of the football program, including on-field coaching, staff meeting participation and daily evaluation of current and prospective NFL players. During their stay with the Cowboys, each fellowship coach develops an understanding of the role of an NFL coach, of how to organize and formulate practice plans and game plans and of player evaluations.

"The fellowship coaches are an important part of our team during training camp," says Cowboys owner Jerry Jones. "We want them not only to learn, but to help us during this crucial time of preparing our team for the season. We believe this experience with the Cowboys will help minority coaches develop the background and contacts to move more rapidly into the NFL."

Past recipients of the Jerry Jones Minority Coaching Fellowship include:

- | | |
|--|---|
| <p>1989 Clarence Brooks, Syracuse University Desmond Robinson, West Virginia University</p> <p>1990 John Blake, University of Oklahoma Robert Ford, Texas A&M University Luther Palmer, Norfolk State University Michael Simpson, Albany State University</p> <p>1991 John Blake, University of Oklahoma Clarence James, University of Texas Michael Simpson, Albany State University Charlie Williams, Texas Christian University</p> <p>1992 Keith Armstrong, Oklahoma State University Charles Coe, University of Tennessee Cary Godette, Georgia Tech University Charlie Williams, University of Minnesota</p> <p>1993 Ron Burton, University of North Carolina Osia Lewis, Oregon State University Randy Shannon, University of Miami Ron Taylor, University of Tulsa</p> | <p>1994 Ron Aiken, University of New Mexico Calvin Miller, Oklahoma State University Leon Perry, Marshall University</p> <p>1995 Ron Aiken, Vanderbilt University Luther Palmer, Virginia Union University Leon Perry, Marshall University Ron Taylor, University of Tulsa Chris Wilson, Northern Illinois University</p> <p>1996 Charlie Coe, University of Pittsburgh Luther Palmer, Virginia Union University Donald Pittman, Texas A&M-Kingsville Gary Smith, Southern University</p> <p>1997 Michael London, Boston College Tommie Robinson, Texas Christian University Willard Scissum, University of Alabama</p> |
|--|---|

BOLD denotes coaches who later coached in the NFL

1997
Season





The 1997 Season At A Glance

Dallas 37, Pittsburgh 7 At Pittsburgh, Aug. 31, 1997

| | | | | | | |
|------------|---|----|----|---|---|----|
| DALLAS | 0 | 17 | 17 | 3 | - | 37 |
| PITTSBURGH | 0 | 0 | 0 | 7 | - | 7 |

Cowboys - Miller 12 pass from Aikman (Cunningham kick)

Cowboys - Irvin 42 pass from Aikman (Cunningham kick)

Cowboys - FG Cunningham 52

Cowboys - Irvin 15 pass from Aikman (Cunningham kick)

Cowboys - FG Cunningham 24

Cowboys - Johnston 13 pass from Aikman (Cunningham kick)

Cowboys - FG Cunningham 28

Steelers - Bruener 4 pass from Stewart
Attendance - 60,396

| | Cowboys | Steelers |
|-----------------------|---------|----------|
| First Downs | 21 | 15 |
| Total Net Yards | 380 | 174 |
| Net Yards Rushing | 85 | 85 |
| Net Yards Passing | 295 | 89 |
| Passes | 31-19 | 28-13 |
| Sacked/Yards | 0/0 | 3/15 |
| Passes Intercepted By | 1 | 0 |
| Punts-Average | 4-46.3 | 8-46.9 |
| Fumbles-Lost | 0-0 | 3-1 |
| Penalties-Yards | 8-74 | 5-44 |
| Time of Possession | 32:17 | 27:43 |

Rushing

Cowboys - E. Smith, 26 for 69; Sh. Williams, 5 for 16; Johnston, 1 for 3; Wilson, 2 for -3.

Steelers - Bettis, 15 for 63; Jones, 7 for 18, Stewart, 1 for 4.

Passing

Cowboys - Aikman, 19 of 30 for 295 yards, 4 touchdowns; Wilson, 0 of 1 for 0 yards.

Steelers - Stewart, 13 of 28 for 104 yards, 1 touchdown, 1 interception.

Receiving

Cowboys - Irvin, 7 for 153, 2 touchdowns; Johnston, 5 for 65, 1 touchdown; E. Smith, 3 for 25; Miller, 2 for 43, 1 touchdown; Bjornson, 2 for -9.

Steelers - Thigpen, 4 for 43; Hawkins, 3 for 32; Johnson, 2 for 19; Bruener, 2 for 3, 1 touchdown; Jones, 1 for 4; Witman, 1 for 3.

Arizona 25, Dallas 22 (OT) At Arizona, Sept. 7, 1997

| | | | | | | |
|---------|---|----|---|---|---|----|
| DALLAS | 6 | 13 | 3 | 0 | 0 | 22 |
| ARIZONA | 0 | 7 | 7 | 8 | 3 | 25 |

Cowboys - FG Cunningham 24

Cowboys - FG Cunningham 47

Cardinals - McElroy 10 run (Butler kick)

Cowboys - FG Cunningham 37

Cowboys - Hennings 4 fumble return (Cunningham kick)

Cowboys - FG Cunningham 34

Cowboys - FG Cunningham 28

Cardinals - Sanders 7 pass from Graham (Butler kick)

Cardinals - Carter 1 pass from Graham (Graham-to-R. Moore conversion)

Cardinals - FG Butler 20

Attendance - 71,578

| | Cowboys | Cardinals |
|-----------------------|---------|-----------|
| First Downs | 15 | 21 |
| Total Net Yards | 327 | 286 |
| Net Yards Rushing | 180 | 66 |
| Net Yards Passing | 147 | 220 |
| Passes | 40-21 | 47-26 |
| Sacked/Yards | 3/24 | 3/29 |
| Passes Intercepted By | 0 | 0 |
| Punts-Average | 8-46.8 | 8-43.8 |

| | | |
|--------------------|--------|-------|
| Fumbles-Lost | 2-1 | 6-4 |
| Penalties-Yards | 12-115 | 3-20 |
| Time of Possession | 35:59 | 32:31 |

Rushing

Cowboys - E. Smith, 19 for 132; Sh. Williams, 8 for 43; Aikman, 1 for 5; Johnston, 1 for 0.

Cardinals - McElroy, 16 for 53, 1 touchdown; Graham, 3 for 7; Centers, 3 for 5; Bouie, 3 for 1.

Passing

Cowboys - Aikman, 21 of 40 for 171 yards, 2 touchdowns.

Receiving

Cowboys - St. Williams, 5 for 53; Irvin, 4 for 18; Bjornson, 3 for 59; E. Smith, 3 for 11; Sh. Williams, 3 for 10; Johnston, 2 for 11; Davis, 1 for 9.

Cardinals - Sanders, 7 for 44, 1 touchdown; R. Moore, 6 for 108; Gedney, 4 for 24; Centers, 3 for 28; McElroy, 3 for 25; Carter, 2 for 10, 1 touchdown; K. Williams, 1 for 10.

Dallas 21, Philadelphia 20 At Dallas, Sept. 15, 1997

| | | | | | | |
|--------------|----|---|---|----|---|----|
| PHILADELPHIA | 10 | 7 | 0 | 3 | - | 20 |
| DALLAS | 3 | 3 | 3 | 12 | - | 21 |

Eagles - FG Boniol 49

Cowboys - FG Cunningham 46

Eagles - Thomas 37 fumble return (Boniol kick)

Eagles - Lewis 12 pass from Detmer (Boniol kick)

Cowboys - FG Cunningham 48

Cowboys - FG Cunningham 25

Eagles - FG Boniol 44

Cowboys - FG Cunningham 23

Cowboys - FG Cunningham 22

Cowboys - Miller 14 pass from Aikman (two-point attempt failed)

Attendance - 63,942

| | Eagles | Cowboys |
|-----------------------|--------|---------|
| First Downs | 16 | 18 |
| Total Net Yards | 333 | 279 |
| Net Yards Rushing | 157 | 92 |
| Net Yards Passing | 176 | 187 |
| Passes | 30-18 | 36-17 |
| Sacked/Yards | 2/8 | 2/18 |
| Passes Intercepted By | 0 | 0 |
| Punts-Average | 6-41.7 | 4-38.3 |
| Fumbles-Lost | 1-0 | 2-2 |
| Penalties-Yards | 13-107 | 3-34 |
| Time of Possession | 30:48 | 29:12 |

Rushing

Eagles - Watters, 10 for 106; Garner, 7 for 48; Turner, 1 for 3; Hutton, 1 for 0.

Cowboys - E. Smith, 27 for 91; Aikman, 1 for 1.

Passing

Eagles - Detmer, 18 of 30 for 184 yards, 1 touchdown.

Cowboys - Aikman, 17 of 36 for 205 yards, 1 touchdown.

Receiving

Eagles - Watters, 5 for 14; Timpson, 4 for 42; Solomon, 2 for 72; Lewis, 2 for 19, 1 touchdown; Turner, 2 for 15; Fryar, 1 for 13; Seay, 1 for 6; Dunn, 1 for 3.

Cowboys - Irvin, 4 for 73; Bjornson, 4 for 48; Miller, 3 for 46, 1 touchdown; Johnston, 2 for 10; E. Smith, 3 for 10; St. Williams, 1 for 18.

Dallas 27, Chicago 3 At Dallas, Sept. 28, 1997

| | | | | | | |
|---------|---|---|----|---|---|----|
| CHICAGO | 3 | 0 | 0 | 0 | - | 3 |
| DALLAS | 0 | 7 | 17 | 3 | - | 27 |



Bears - FG Jaeger 21
Cowboys - Miller 6 pass from Aikman (Cunningham kick)
Cowboys - FG Cunningham 33
Cowboys - Irvin 26 pass from Aikman (Cunningham kick)
Cowboys - Sanders 83 punt return (Cunningham kick)
Cowboys - FG Cunningham 23
Attendance - 64,082

| | Bears | Cowboys |
|----------------------------|--------|---------|
| First Downs..... | 17 | 13 |
| Total Net Yards..... | 243 | 180 |
| Net Yards Rushing..... | 141 | 56 |
| Net Yards Passing..... | 102 | 124 |
| Passes..... | 37-18 | 27-12 |
| Sacked/Yards..... | 5/17 | 3/20 |
| Passes Intercepted By..... | 1 | 2 |
| Punts-Average..... | 8-45.4 | 6-55.3 |
| Fumbles-Lost..... | 1-0 | 1-0 |
| Penalties-Yards..... | 8-40 | 5-45 |
| Time of Possession..... | 36:28 | 23:32 |

Rushing

Bears - Harris, 29 for 120; Atry, 3 for 22; Penn, 1 for -1.
Cowboys - E. Smith, 13 for 43; Sh. Williams, 6 for 23; Aikman, 1 for 1; Sanders, 1 for -11.

Passing

Bears - Mirer, 11 of 21 for 62 yards, 1 interception; Kramer, 7 of 16 for 57 yards, 1 interception.
Cowboys - Aikman, 12 of 27 for 144 yards, 2 touchdowns, 1 interception.

Receiving

Bears - Proehl, 4 for 33; Engram, 3 for 15; Wetnight, 3 for 13; Harris, 3 for 2; Penn, 2 for 22; Jennings, 1 for 14; E. Smith, 1 for 12; Allred, 1 for 8.
Cowboys - Irvin, 6 for 105, 1 touchdown; Johnson, 2 for 25; LaFleur, 1 for 6; Miller, 1 for 6, 1 touchdown; Bjornson, 1 for 1; E. Smith, 1 for 1.

New York Giants 20, Dallas 17

At New York, Oct. 5, 1997

| | | | | | | |
|----------------------|---|---|----|---|---|----|
| DALLAS..... | 3 | 3 | 3 | 8 | - | 17 |
| NEW YORK GIANTS..... | 0 | 3 | 10 | 7 | - | 20 |

Cowboys - FG Cunningham 38
Cowboys - FG Cunningham 31
Giants - FG Daluiso 27
Giants - FG Daluiso 22
Cowboys - FG Cunningham 27
Giants - Wooten 61 interception return (Daluiso kick)
Giants - Way 3 run (Daluiso kick)
Cowboys - Miller 2 pass from Aikman (Aikman-to-Bjornson conversion)
Attendance - 77,137

| | Cowboys | Giants |
|----------------------------|---------|--------|
| First Downs..... | 27 | 13 |
| Total Net Yards..... | 428 | 166 |
| Net Yards Rushing..... | 118 | 57 |
| Net Yards Passing..... | 310 | 109 |
| Passes..... | 52-34 | 24-12 |
| Sacked/Yards..... | 1/7 | 0/0 |
| Passes Intercepted By..... | 0 | 2 |
| Punts-Average..... | 4-39.5 | 8-44.4 |
| Fumbles-Lost..... | 2-0 | 1-0 |
| Penalties-Yards..... | 11-119 | 6-37 |
| Time of Possession..... | 40:37 | 19:23 |

Rushing

Cowboys - E. Smith, 19 for 91; Sh. Williams, 8 for 28; Aikman, 1 for -1.
Giants - Wheatley, 16 for 51; Way, 4 for 14, 1 touchdown; Kanell, 1 for -8.

Passing

Cowboys - Aikman, 34 of 52 for 317 yards, 1 touchdown, 2 interceptions.
Giants - Kanell, 10 of 17 for 101 yards; Brown 2 of 7 for 8 yards.

Receiving

Cowboys - Bjornson, 7 for 71; Johnston, 7 for 55; Irvin 6 for 86; E. Smith, 6 for 24; St. Williams, 3 for 40; Miller, 3 for 28, 1 touchdown; LaFleur, 1 for 14; Walker, 1 for -1.

Giants - Wheatley, 2 for 38; Alexander, 2 for 33; Calloway, 2 for 19; Way, 2 for 8; Toomer, 1 for 6; Pegram, 1 for 2; Pierce, 1 for 2; Cross, 1 for 1.

Washington 21, Dallas 16

At Washington, Oct. 13, 1997

| | | | | | | |
|-----------------|---|---|---|---|---|----|
| DALLAS..... | 3 | 0 | 6 | 7 | - | 16 |
| WASHINGTON..... | 7 | 7 | 7 | 0 | - | 21 |

Cowboys - FG Cunningham 19
Redskins - Davis 2 run (Blanton kick)
Redskins - Jenkins 13 pass from Frerotte (Blanton kick)
Redskins - Davis 4 run (Blanton kick)
Cowboys - Coakley 16 fumble return (two-point attempt failed)
Cowboys - Irvin 14 pass from Aikman (Cunningham kick)
Attendance - 76,159

| | Cowboys | Redskins |
|----------------------------|---------|----------|
| First Downs..... | 16 | 16 |
| Total Net Yards..... | 290 | 255 |
| Net Yards Rushing..... | 115 | 116 |
| Net Yards Passing..... | 175 | 139 |
| Passes..... | 31-17 | 23-12 |
| Sacked/Yards..... | 3/18 | 3/16 |
| Passes Intercepted By..... | 0 | 0 |
| Punts-Average..... | 6-40.8 | 7-47.7 |
| Fumbles-Lost..... | 1-1 | 1-1 |
| Penalties-Yards..... | 3-20 | 3-25 |
| Time of Possession..... | 30:33 | 29:27 |

Rushing

Cowboys - E. Smith, 17 for 61; Sh. Williams, 8 for 35; Aikman, 3 for 19.
Redskins - Davis, 22 for 94, 2 touchdowns; Mitchell, 3 for 11; Allen, 4 for 12; Frerotte, 3 for -1.

Passing

Cowboys - Aikman, 17 of 31 for 193 yards, 1 touchdown.
Redskins - Frerotte, 12 of 23 for 155 yards, 1 touchdown.

Receiving

Cowboys - Irvin, 5 for 81, 1 touchdown; St. Williams, 3 for 34; Miller, 3 for 25; Bjornson, 3 for 17; E. Smith, 2 for 23; LaFleur, 1 for 13.
Redskins - Bowie, 3 for 6; Shepherd, 2 for 60; Westbrook, 2 for 32; Mitchell, 1 for 20; Jenkins, 1 for 13, 1 touchdown; Allen, 1 for 15; Asher, 1 for 5; Davis, 1 for 4.

Dallas 26, Jacksonville 22

At Dallas, Oct. 19, 1997

| | | | | | | |
|-------------------|---|----|---|---|---|----|
| JACKSONVILLE..... | 7 | 0 | 7 | 8 | - | 22 |
| DALLAS..... | 3 | 10 | 6 | 7 | - | 26 |

Cowboys - FG Cunningham 37
Jaguars - J. Smith 7 pass from Brunell (Hollis kick)
Cowboys - E. Smith 1 run (Cunningham kick)
Cowboys - FG Cunningham 21
Cowboys - St. Williams 2 pass from Aikman (two-point attempt failed)
Jaguars - McCardell 5 pass from Brunell (Hollis kick)
Jaguars - Brown 2 pass from Brunell (Brunell-to-Jackson)
Cowboys - Walker 64 pass from Aikman (Cunningham kick)
Attendance - 64,464

| | Jaguars | Cowboys |
|------------------------|---------|---------|
| First Downs..... | 15 | 24 |
| Total Net Yards..... | 271 | 337 |
| Net Yards Rushing..... | 42 | 99 |
| Net Yards Passing..... | 229 | 238 |



| | Jaguars | Cowboys |
|-----------------------|---------|---------|
| Passes | 31-21 | 32-21 |
| Sacked/Yards | 2/13 | 2/24 |
| Passes Intercepted By | 0 | 1 |
| Punts-Average | 5-53.8 | 3-44.0 |
| Fumbles-Lost | 0-0 | 1-0 |
| Penalties-Yards | 10-98 | 4-40 |
| Time of Possession | 26:36 | 33:24 |

Rushing

Jaguars - Stewart, 17 for 40; Jordan, 1 for 2.
Cowboys - E. Smith, 24 for 75, 1 touchdown; Sh. Williams, 4 for 16; Aikman, 4 for 7; Walker, 1 for 1.

Passing

Jaguars - Brunell, 21 of 31 for 242 yards, 3 touchdowns, 1 interception.
Cowboys - Aikman, 21 of 32 for 262 yards, 2 touchdowns.

Receiving

Jaguars - McCardell, 7 for 120, 1 touchdown; Mitchell, 5 for 64; Hallock, 3 for 11; Stewart, 2 for 24; J. Smith, 2 for 13, 1 touchdown; Brown, 2 for 10, 1 touchdown.

Cowboys - Bjornson, 5 for 36; Walker, 4 for 88, 1 touchdown; Irvin, 3 for 57; Miller, 3 for 38; St. Williams, 3 for 25, 1 touchdown; E. Smith, 3 for 18.

Philadelphia 13, Dallas 12

At Philadelphia, Oct. 26, 1997

| | | | | | | |
|--------------|---|---|---|----|---|----|
| DALLAS | 3 | 6 | 0 | 3 | - | 12 |
| PHILADELPHIA | 0 | 0 | 3 | 10 | - | 13 |

Cowboys - FG Cunningham 26
Cowboys - FG Cunningham 24
Cowboys - FG Cunningham 35
Eagles - FG Boniol 29
Eagles - FG Boniol 37
Cowboys - FG Cunningham 43
Eagles - Lewis 8 pass from Peete (Boniol kick)
Attendance - 67,106

| | Cowboys | Eagles |
|-----------------------|---------|--------|
| First Downs | 14 | 17 |
| Total Net Yards | 244 | 274 |
| Net Yards Rushing | 151 | 154 |
| Net Yards Passing | 93 | 120 |
| Passes | 22-13 | 31-13 |
| Sacked/Yards | 6/36 | 2/6 |
| Passes Intercepted By | 0 | 0 |
| Punts-Average | 5-30.0 | 4-31.3 |
| Fumbles-Lost | 0-0 | 2-0 |
| Penalties-Yards | 10-95 | 4-25 |
| Time of Possession | 30:53 | 29:07 |

Rushing

Cowboys - E. Smith, 25 for 126; Aikman, 2 for 15; Sh. Williams, 2 for 6; Wilson, 1 for 3; Walker, 1 for 1.
Eagles - Watters, 20 for 88; Garner, 9 for 55; Turner, 1 for 6; Peete, 3 for 5.

Passing

Cowboys - Wilson, 11 of 16 for 108 yards; Aikman, 2 of 6 for 21 yards.
Eagles - Peete, 13 of 31 for 126 yards, 1 touchdown.

Receiving

Cowboys - E. Smith, 5 for 36; Irvin 3 for 57; Miller, 2 for 16; Walker, 1 for 8; Bjornson, 1 for 7; St. Williams, 1 for 5.
Eagles - Fryar, 6 for 59; Turner, 2 for 34; Seay, 1 for 11; Lewis, 1 for 8, 1 touchdown; Garner, 1 for 5; Timpson, 1 for 5; Watters, 1 for 4.

San Francisco 17, Dallas 10

At San Francisco, Nov. 2, 1997

| | | | | | | |
|---------------|---|---|---|----|---|----|
| DALLAS | 7 | 0 | 3 | 0 | - | 10 |
| SAN FRANCISCO | 0 | 0 | 7 | 10 | - | 17 |

Cowboys - Irvin 5 pass from Aikman (Cunningham kick)
49ers - Hearst 8 run (Anderson kick)
Cowboys - FG Cunningham 21
49ers - Floyd 1 run (Anderson kick)
49ers - FG Anderson 28
Attendance - 68,657

Cowboys

| | | |
|-----------------------|--------|--------|
| First Downs | 16 | 18 |
| Total Net Yards | 271 | 301 |
| Net Yards Rushing | 87 | 128 |
| Net Yards Passing | 184 | 173 |
| Passes | 36-22 | 23-15 |
| Sacked/Yards | 4/34 | 1/7 |
| Passes Intercepted By | 1 | 2 |
| Punts-Average | 6-39.3 | 5-45.0 |
| Fumbles-Lost | 0-0 | 2-1 |
| Penalties-Yards | 5-30 | 7-49 |
| Time of Possession | 31:12 | 28:48 |

49ers

Rushing

Cowboys - Sh. Williams, 17 for 54; E. Smith, 7 for 31; Aikman, 1 for 2.
49ers - Hearst, 22 for 104, 1 touchdown; Kirby, 4 for 13; Floyd, 4 for 8, 1 touchdown; Young, 3 for 3.

Passing

Cowboys - Aikman, 22 of 36 for 218 yards, 1 touchdown, 2 interceptions.
49ers - Young, 15 of 23 for 180 yards, 1 interception.

Receiving

Cowboys - Irvin, 6 for 51, 1 touchdown; St. Williams, 5 for 36; Miller, 4 for 85; Bjornson, 4 for 22; Sh. Williams, 1 for 11; Walker, 1 for 7; E. Smith, 1 for 6.
49ers - Owens, 3 for 57; Uwaezuoke, 3 for 29; Floyd, 3 for 14; Stokes, 2 for 31; Levy, 1 for 30; Clark, 1 for 12; Hearst, 1 for 5; Jones, 1 for 2.

Dallas 24, Arizona 6

At Dallas, Nov. 9, 1997

| | | | | | | |
|---------|---|----|----|---|---|----|
| ARIZONA | 3 | 0 | 3 | 0 | - | 6 |
| DALLAS | 0 | 10 | 14 | 0 | - | 24 |

Cardinals - FG Nedney 42
Cowboys - FG Cunningham 23
Cowboys - Walker 11 pass from Aikman (Cunningham kick)
Cardinals - FG Nedney 39
Cowboys - Sh. Williams 1 run (Cunningham kick)
Cowboys - E. Smith 5 run (Cunningham kick)
Attendance - 64,302

Cardinals

| | | |
|-----------------------|--------|--------|
| First Downs | 18 | 19 |
| Total Net Yards | 274 | 329 |
| Net Yards Rushing | 101 | 125 |
| Net Yards Passing | 173 | 204 |
| Passes | 36-18 | 22-15 |
| Sacked/Yards | 9/49 | 2/12 |
| Passes Intercepted By | 1 | 0 |
| Punts-Average | 4-36.3 | 6-37.2 |
| Fumbles-Lost | 2-1 | 0-0 |
| Penalties-Yards | 8-60 | 7-70 |
| Time of Possession | 30:45 | 29:15 |

Cowboys

Rushing

Cardinals - Plummer, 7 for 51; Ron Moore, 5 for 27; Centers, 7 for 18; McElroy, 7 for 5.
Cowboys - E. Smith, 15 for 64, 1 touchdown; Sh. Williams, 16 for 53, 1 touchdown; Aikman, 2 for 10; Wilson, 2 for -2.

Passing

Cardinals - Plummer, 13 of 22 for 148 yards; Graham, 5 for 14 for 74 yards.
Cowboys - Aikman, 15 of 22 for 216 yards, 1 touchdown, 1 interception.

Receiving

Cardinals - Rob Moore, 6 for 95; Centers, 3 for 20; Edwards, 2 for 33; McWilliams, 2 for 21; Gedney, 2 for 17; Sanders, 2 for 7; Brock, 1 for 29.
Cowboys - Miller, 3 for 77; E. Smith, 3 for 12; Irvin, 2 for 36; Bjornson, 2 for 26; Walker, 2 for 23, 1 touchdown; St. Williams, 1 for 20; Davis, 1 for 12; LaFleur, 1 for 10.



Dallas 17, Washington 14

At Dallas, Nov. 16, 1997

| | | | | | | |
|-----------------|---|---|---|----|---|----|
| WASHINGTON..... | 0 | 0 | 7 | 7 | - | 14 |
| DALLAS..... | 0 | 6 | 0 | 11 | - | 17 |

Cowboys - FG Cunningham 34
 Cowboys - FG Cunningham 40
 Redskins - Allen 4 run (Blanton kick)
 Redskins - Ellard 24 pass from Frerotte (Blanton kick)
 Cowboys - Irvin 6 pass from Aikman (Aikman-to-E. Smith conversion)
 Cowboys - FG Cunningham 42
 Attendance - 64,559

| | Redskins | Cowboys |
|----------------------------|----------|---------|
| First Downs..... | 16 | 20 |
| Total Net Yards..... | 259 | 312 |
| Net Yards Rushing..... | 104 | 105 |
| Net Yards Passing..... | 155 | 207 |
| Passes..... | 31-16 | 45-25 |
| Sacked/Yards..... | 1/2 | 1/10 |
| Passes Intercepted By..... | 0 | 0 |
| Punts-Average..... | 8-41.4 | 6-42.0 |
| Fumbles-Lost..... | 0-0 | 2-0 |
| Penalties-Yards..... | 7-41 | 6-41 |
| Time of Possession..... | 27:11 | 32:49 |

Rushing

Redskins - Allen, 18 for 57, 1 touchdown; Mitchell, 4 for 29; Bowie, 4 for 15; Logan, 2 for 3.
 Cowboys - E. Smith, 21 for 99; Aikman, 3 for 6; Sh. Williams, 1 for 0.

Passing

Redskins - Frerotte, 16 of 31 for 157 yards, 1 touchdown.
 Cowboys - Aikman, 25 of 45 for 217 yards, 1 touchdown.

Receiving

Redskins - Allen, 6 for 42; Ellard, 4 for 64, 1 touchdown; Thomas, 2 for 23; Asher, 2 for 21; Mitchell, 1 for 9; Bowie, 1 for -2.
 Cowboys - Irvin, 7 for 91, 1 touchdown; Bjornson, 6 for 42; E. Smith, 4 for 31; LaFleur, 3 for 8; St. Williams, 2 for 22; Davis, 1 for 12; Miller, 1 for 8; Walker, 1 for 3.

Green Bay 45, Dallas 17

At Green Bay, Nov. 23, 1997

| | | | | | | |
|----------------|---|---|----|----|---|----|
| DALLAS..... | 3 | 7 | 0 | 7 | - | 17 |
| GREEN BAY..... | 7 | 3 | 14 | 21 | - | 45 |

Packers - Levens 7 pass from Favre (Longwell kick)
 Cowboys - FG Cunningham 29
 Cowboys - Sanders 50 interception return (Cunningham kick)
 Packers - FG Longwell 32
 Packers - Chmura 4 pass from Favre (Longwell kick)
 Packers - Chmura 2 pass from Favre (Longwell kick)
 Cowboys - E. Smith 21 run (Cunningham kick)
 Packers - Freeman 23 pass from Favre (Longwell kick)
 Packers - Levens 5 run (Longwell kick)
 Packers - Sharper 34 fumble return (Longwell kick)
 Attendance - 60,111

| | Cowboys | Packers |
|----------------------------|---------|---------|
| First Downs..... | 11 | 29 |
| Total Net Yards..... | 213 | 409 |
| Net Yards Rushing..... | 93 | 220 |
| Net Yards Passing..... | 120 | 189 |
| Passes..... | 25-12 | 35-22 |
| Sacked/Yards..... | 1/10 | 2/14 |
| Passes Intercepted By..... | 1 | 0 |
| Punts-Average..... | 6-43.0 | 3-40.7 |
| Fumbles-Lost..... | 3-2 | 0-0 |
| Penalties-Yards..... | 11-103 | 3-23 |
| Time of Possession..... | 22:41 | 37:19 |

Rushing

Cowboys - E. Smith, 11 for 59, 1 touchdown; Walker, 3 for 16; Sh. Williams, 3 for 15; Aikman, 3 for 3.
 Packers - Levens, 33 for 190, 1 touchdown; Favre, 3 for 21; Henderson, 5 for 9.

Passing

Cowboys - Aikman, 12 of 24 for 130 yards; Wilson, 0 of 1 for 0 yards.
 Packers - Favre, 22 of 35 for 203 yards, 4 touchdowns, 1 interception.

Receiving

Cowboys - Irvin, 4 for 57; Bjornson, 4 for 38; E. Smith, 2 for 2; Miller, 1 for 26; St. Williams, 1 for 7.
 Packers - Chmura, 5 for 52, 2 touchdowns; Henderson, 5 for 12; Mayes, 4 for 30; Levens, 4 for 17, 1 touchdown; Freeman, 3 for 56, 1 touchdown; Brooks, 1 for 36.

Tennessee 27, Dallas 14

At Dallas, Nov. 27, 1997

| | | | | | | |
|----------------|----|----|---|---|---|----|
| TENNESSEE..... | 14 | 10 | 0 | 3 | - | 27 |
| DALLAS..... | 0 | 7 | 7 | 0 | - | 14 |

Oilers - Norgard 2 pass from McNair (Del Greco kick)
 Oilers - McNair 1 run (Del Greco kick)
 Cowboys - Irvin 19 pass from Aikman (Cunningham kick)
 Oilers - FG Del Greco 29
 Oilers - Robertson 42 fumble return (Del Greco kick)
 Cowboys - Irvin 37 pass from Aikman (Cunningham kick)
 Oilers - FG Del Greco 19
 Attendance - 63,421

| | Oilers | Cowboys |
|----------------------------|--------|---------|
| First Downs..... | 14 | 16 |
| Total Net Yards..... | 245 | 386 |
| Net Yards Rushing..... | 164 | 46 |
| Net Yards Passing..... | 81 | 340 |
| Passes..... | 17-9 | 42-27 |
| Sacked/Yards..... | 0/0 | 2/16 |
| Passes Intercepted By..... | 3 | 0 |
| Punts-Average..... | 5-45.2 | 4-46.5 |
| Fumbles-Lost..... | 3-1 | 5-2 |
| Penalties-Yards..... | 6-64 | 6-59 |
| Time of Possession..... | 36:02 | 23:58 |

Rushing

Oilers - George, 34 for 110; Thomas, 6 for 28; McNair, 9 for 26, 1 touchdown.
 Cowboys - E. Smith, 10 for 22; Sh. Williams, 2 for 12; Aikman, 1 for 12.

Passing

Oilers - McNair, 9 of 17 for 81 yards, 1 touchdown.
 Cowboys - Aikman, 27 of 42 for 356 yards, 2 touchdowns, 3 interceptions.

Receiving

Oilers - Wycheck, 3 for 39; Thomas, 2 for 20; Sanders, 1 for 14; Lewis, 1 for 7; Norgard, 1 for 2, 1 touchdown; George, 1 for -1.
 Cowboys - Sh. Williams, 7 for 56; Irvin, 5 for 118, 2 touchdowns; Miller, 5 for 86; Bjornson, 5 for 66; E. Smith, 3 for 20; Galbraith, 1 for 5; LaFleur, 1 for 5.

Carolina 23, Dallas 13

At Dallas, Dec. 8, 1997

| | | | | | | |
|---------------|---|---|---|---|---|----|
| CAROLINA..... | 3 | 7 | 7 | 6 | - | 23 |
| DALLAS..... | 0 | 6 | 0 | 7 | - | 13 |

Panthers - FG Kasay 34
 Panthers - Carruth 15 pass from Collins (Kasay kick)
 Cowboys - FG Cunningham 43
 Cowboys - FG Cunningham 32
 Panthers - Greene 1 pass from Collins (Kasay kick)



Panthers - FG Kasay 40
Cowboys - Irvin 52 pass from Aikman (Cunningham kick)
Panthers - FG Kasay 18
Attendance - 63,251

| | Panthers | Cowboys |
|----------------------------|----------|---------|
| First Downs..... | 22 | 9 |
| Total Net Yards..... | 324 | 216 |
| Net Yards Rushing..... | 155 | 78 |
| Net Yards Passing..... | 169 | 138 |
| Passes..... | 30-17 | 27-14 |
| Sacked/Yards..... | 1/5 | 4/42 |
| Passes Intercepted By..... | 0 | 0 |
| Punts-Average..... | 4-38.3 | 6-38.2 |
| Fumbles-Lost..... | 2-1 | 3-1 |
| Penalties-Yards..... | 4-30 | 10-70 |
| Time of Possession..... | 36:39 | 23:21 |

Rushing

Panthers - Lane, 34 for 138; Biakabutuka, 7 for 13; Greene, 3 for 6; Collins, 1 for -2.
Cowboys - Sh. Williams, 19 for 75; E. Smith, 2 for 3.

Passing

Panthers - Collins, 16 of 28 for 136 yards, 2 touchdowns; Beuerlein, 1 of 2 for 38 yards.
Cowboys - Aikman, 14 of 26 for 180 yards, 1 touchdown; Wilson, 0 of 1 for 0 yards.

Receiving

Panthers - Muhammad, 4 for 73; Carruth, 4 for 36, 1 touchdown; Greene, 4 for 31, 1 touchdown; Walls, 2 for 13; Johnson, 1 for 13; Lane, 1 for 7; Rasby, 1 for 1.
Cowboys - LaFleur, 4 for 26; Sh. Williams, 3 for 33; St. Williams, 3 for 32; Irvin, 2 for 67, 1 touchdown; Miller, 1 for 19; Walker, 1 for 3.

Rushing

Cowboys - E. Smith, 12 for 68; Sh. Williams, 16 for 53, 1 touchdown; Miller, 1 for 6; Walker, 1 for 2; Aikman, 1 for -1.
Bengals - Dillon, 26 for 127, 1 touchdown; Bieniemy, 2 for 28, 1 touchdown; Carter, 3 for 2.

Passing

Cowboys - Aikman, 28 of 53 for 285 yards, 2 touchdowns, 2 interceptions.
Bengals - Esiason, 13 of 25 for 269 yards, 2 touchdowns, 1 interception.

Receiving

Cowboys - Irvin, 9 for 117; Miller, 9 for 93; Sh. Williams, 6 for 44; LaFleur, 3 for 29, 2 touchdowns; Walker, 1 for 2.
Bengals - Scott, 4 for 112, 1 touchdown; Hundon, 2 for 75; Dunn, 2 for 45; Bieniemy, 2 for 27; Dillon, 2 for 7; Carter, 1 for 3.

**N.Y. Giants 20, Dallas 7
At Dallas, Dec. 21, 1997**

| | | | | | | |
|------------------|----|----|---|---|---|----|
| N.Y. GIANTS..... | 10 | 10 | 0 | 0 | - | 20 |
| DALLAS..... | 0 | 0 | 7 | 0 | - | 7 |

Giants - FG Daluiso 28
Giants - Calloway 21 pass from Kanell (Daluiso kick)
Giants - FG Daluiso 42
Giants - Hampton 1 run (Daluiso kick)
Cowboys - E. Smith 4 run (Cunningham)
Attendance - 63,746

Giants **Cowboys**

| | | |
|----------------------------|--------|--------|
| First Downs..... | 17 | 11 |
| Total Net Yards..... | 283 | 184 |
| Net Yards Rushing..... | 147 | 79 |
| Net Yards Passing..... | 136 | 105 |
| Passes..... | 25-10 | 32-17 |
| Sacked/Yards..... | 3/7 | 4/31 |
| Passes Intercepted By..... | 1 | 0 |
| Punts-Average..... | 8-39.6 | 7-42.0 |
| Fumbles-Lost..... | 2-1 | 2-2 |
| Penalties-Yards..... | 4-50 | 9-88 |
| Time of Possession..... | 35:11 | 24:49 |

Rushing

Giants - Barber, 17 for 82; Hampton, 12 for 38, 1 touchdown; Way, 7 for 15; Lane, 5 for 13; Pegram, 2 for -1; Brown, 1 for 0.
Cowboys - E. Smith, 13 for 40, 1 touchdown; Sh. Williams, 6 for 39; Aikman, 1 for 0; Wilson, 1 for 0.

Passing

Giants - Kanell, 8 of 16 for 129 yards, 1 touchdown; Brown, 2 of 9 for 14 yards.
Cowboys - Aikman, 6 of 16 for 73 yards, 1 interception; Garrett, 10 of 14 for 56 yards; Wilson, 1 of 2 for 7 yards.

Receiving

Giants - Calloway, 3 for 74, 1 touchdown; Patten, 2 for 47; Toomer, 2 for 14; Way, 1 for 5; Barber, 1 for 2; Pierce, 1 for 1.
Cowboys - Miller, 5 for 49; LaFleur, 3 for 11; Walker, 2 for 16; St. Williams, 2 for 16; Irvin, 2 for 13; E. Smith, 1 for 15; Galbraith, 1 for 11; Sh. Williams, 1 for 5.

**Cincinnati 31, Dallas 24
At Cincinnati, Dec. 14, 1997**

| | | | | | | |
|-----------------|----|----|----|----|---|----|
| DALLAS..... | 10 | 0 | 0 | 14 | - | 24 |
| CINCINNATI..... | 0 | 17 | 14 | 0 | - | 31 |

Cowboys - FG Cunningham 23
Cowboys - Sh. Williams 3 run (Cunningham kick)
Bengals - FG Pelfrey 42
Bengals - Bieniemy 20 run (Pelfrey kick)
Bengals - Scott 48 pass from Esiason (Pelfrey kick)
Bengals - Dillon 14 run (Pelfrey kick)
Bengals - Dunn 32 pass from Esiason (Pelfrey kick)
Cowboys - LaFleur 13 pass from Aikman (Cunningham kick)
Cowboys - LaFleur 12 pass from Aikman (Cunningham kick)
Attendance - 60,043

Cowboys

Bengals

| | | |
|----------------------------|--------|--------|
| First Downs..... | 29 | 17 |
| Total Net Yards..... | 402 | 419 |
| Net Yards Rushing..... | 128 | 157 |
| Net Yards Passing..... | 274 | 262 |
| Passes..... | 53-28 | 25-13 |
| Sacked/Yards..... | 1/11 | 1/7 |
| Passes Intercepted By..... | 1 | 2 |
| Punts-Average..... | 5-37.0 | 4-48.0 |
| Fumbles-Lost..... | 0-0 | 1-1 |
| Penalties-Yards..... | 6-55 | 8-44 |
| Time of Possession..... | 37:57 | 22:03 |

COWBOYS™



1997 Regular Season Statistics

RESULTS AND ATTENDANCE (6-10)

| | | | | |
|-----------|-------|--------------------------|--------|----|
| W | 37-7 | @ Pittsburgh Steelers | 60,396 | SO |
| L | 22-25 | @ Arizona Cardinals (OT) | 71,578 | SO |
| W | 21-20 | PHILADELPHIA EAGLES | 63,942 | SO |
| Open Date | | | | |
| W | 27-3 | CHICAGO BEARS | 64,082 | SO |
| L | 17-20 | @ New York Giants | 67,137 | SO |
| L | 16-21 | @ Washington Redskins | 76,159 | SO |
| W | 26-22 | JACKSONVILLE JAGUARS | 64,464 | SO |
| L | 12-13 | @ Philadelphia Eagles | 67,106 | SO |
| L | 10-17 | @ San Francisco 49ers | 68,657 | SO |
| W | 24-6 | ARIZONA CARDINALS | 64,302 | SO |
| W | 17-14 | WASHINGTON REDSKINS | 64,559 | SO |
| L | 17-45 | @ Green Bay Packers | 60,111 | SO |
| L | 14-27 | TENNESSEE OILERS | 63,421 | SO |
| L | 13-23 | CAROLINA PANTHERS | 63,251 | SO |
| L | 24-31 | @ Cincinnati Bengals | 60,043 | SO |
| L | 7-20 | NEW YORK GIANTS | 63,746 | SO |

TEAM STATISTICS

| | DALLAS | OPP |
|-----------------------|-----------|---------|
| FIRST DOWNS | 279 | 281 |
| Rushing | 82 | 104 |
| Passing | 170 | 139 |
| Penalty | 27 | 38 |
| Third Down-Made/Att. | 83/229 | 89/233 |
| Third Down Efficiency | 36.2 | 38.2 |
| Fourth Down-Made/Att. | 6/13 | 5/11 |
| TOTAL NET YARDS | 4,778 | 4,516 |
| Avg. Per Game | 298.6 | 282.3 |
| Total Plays | 1,015 | 1,022 |
| Avg. Per Play | 4.7 | 4.4 |
| NET YARDS RUSHING | 1,637 | 1,994 |
| Avg. Per Game | 102.3 | 124.6 |
| Total Rushes | 423 | 511 |
| Avg. Per Rush | 3.9 | 3.9 |
| NET YARDS PASSING | 3,141 | 2,522 |
| Avg. Per Game | 196.3 | 157.6 |
| Sacked/Yards Lost | 39/313 | 38/195 |
| Gross Yards | 3,454 | 2,717 |
| Attempts/Completions | 553/314 | 473/253 |
| Pct. of Completions | 56.8 | 53.5 |
| Had Intercepted | 12 | 7 |
| PUNTS/AVERAGE | 86/41.8 | 95/43.6 |
| Net Punting Average | 35.4 | 36.1 |
| PUNT RET./AVG. | 46/11.1 | 40/9.1 |
| KICKOFF RET./AVG. | 63/24.1 | 65/18.0 |
| INT./AVG. RET. | 7/18.6 | 12/17.6 |
| PENALTIES/YARDS | 116/1,058 | 99/757 |
| FUMBLES/BALL LOST | 23/11 | 27/12 |
| TOUCHDOWNS | 29 | 36 |
| Rushing | 6 | 12 |
| Passing | 19 | 20 |
| Returns | 4 | 4 |
| EXTRA POINT/ATTEMPTS | 26/29 | 36/36 |
| Kicking Made-Attempts | 24/24 | 34/34 |
| Passing Made-Attempts | 2/5 | 2/2 |
| Rushing Made-Attempts | 0/0 | 0/0 |
| FIELD GOALS/ATTEMPTS | 34/38 | 20/27 |
| AVG TIME OF POSS. | 29:53 | 30:07 |

| RUSHING | ATT | YDS | AVG | LG | TD |
|--------------|-----|-------|-------|-----|----|
| E. Smith | 261 | 1,074 | 4.1 | 44 | 4 |
| Sh. Williams | 121 | 468 | 3.9 | 18 | 2 |
| Aikman | 25 | 79 | 3.2 | 13 | 0 |
| Walker | 6 | 20 | 3.3 | 11 | 0 |
| Miller | 1 | 6 | 6.0 | 6 | 0 |
| Johnston | 2 | 3 | 1.5 | 3 | 0 |
| Wilson | 6 | -2 | -0.3 | 3 | 0 |
| Sanders | 1 | -11 | -11.0 | -11 | 0 |
| COWBOYS TOT. | 423 | 1,637 | 3.9 | 44 | 6 |
| Opp. Totals | 511 | 1,994 | 3.9 | 31 | 12 |

| RECEIVING | NO | YDS | AVG | LG | TD |
|--------------|-----|-------|------|-----|----|
| Irvin | 75 | 1,180 | 15.7 | 55 | 9 |
| Bjornson | 47 | 442 | 9.4 | 32 | 0 |
| Miller | 46 | 645 | 14.0 | 54 | 4 |
| E. Smith | 40 | 234 | 5.9 | 24 | 0 |
| St. Williams | 30 | 308 | 10.3 | 20 | 1 |
| Sh. Williams | 21 | 159 | 7.6 | 18 | 0 |
| Johnston | 18 | 166 | 9.2 | 21 | 1 |
| LaFleur | 18 | 122 | 6.8 | 17 | 2 |
| Walker | 14 | 149 | 10.6 | 64t | 2 |
| B. Davis | 3 | 33 | 11.0 | 12 | 0 |
| Galbraith | 2 | 16 | 8.0 | 11 | 0 |
| COWBOYS TOT. | 314 | 3,454 | 11.0 | 64t | 19 |
| Opp. Totals | 253 | 2,717 | 10.7 | 61 | 20 |

| INTERCEPTIONS | NO | YDS | AVG | LG | TD |
|---------------|----|-----|------|-----|----|
| Sanders | 2 | 81 | 40.5 | 50t | 1 |
| Stoutmire | 2 | 8 | 4.0 | 8 | 0 |
| K. Smith | 1 | 21 | 21.0 | 21 | 0 |
| Woodson | 1 | 14 | 14.0 | 14 | 0 |
| Coakley | 1 | 6 | 6.0 | 6 | 0 |
| COWBOYS TOT. | 7 | 130 | 18.6 | 50t | 1 |
| Opp. Totals | 12 | 211 | 17.6 | 61t | 1 |

| PUNTING | NO | YDS | AVG | TBIN20 | LG | BL | NET |
|-------------|----|-------|------|--------|----|----|--------|
| Gowin | 86 | 3,592 | 41.8 | 9 | 26 | 72 | 0 35.4 |
| COWBOYS | 86 | 3,592 | 41.8 | 9 | 26 | 72 | 0 35.4 |
| Opp. Totals | 95 | 4,142 | 43.6 | 10 | 27 | 66 | 0 36.0 |

| PUNT RETURNS | NO | FC | YDS | AVG | LG | TD |
|--------------|----|----|-----|------|-----|----|
| Sanders | 33 | 12 | 407 | 12.3 | 83t | 1 |
| Mathis | 11 | 2 | 91 | 8.3 | 45 | 0 |
| St. Williams | 2 | 0 | 14 | 7.0 | 14 | 0 |
| Pittman | 1 | 0 | 0 | 0.0 | 0 | 0 |
| COWBOYS TOT. | 47 | 14 | 512 | 10.9 | 83t | 1 |
| Opp. Totals | 40 | 19 | 365 | 9.1 | 37 | 0 |

| KICKOFF RETURNS | NO | YDS | AVG | LG | TD |
|-----------------|----|-------|------|----|----|
| Walker | 50 | 1,167 | 23.3 | 49 | 0 |
| Marion | 10 | 311 | 31.1 | 49 | 0 |
| Galbraith | 2 | 24 | 12.0 | 11 | 0 |
| Sanders | 1 | 18 | 18.0 | 18 | 0 |
| COWBOYS TOT. | 63 | 1,520 | 24.1 | 49 | 0 |
| Opp. Totals | 65 | 1,172 | 18.0 | 34 | 0 |

| FIELD GOALS | 11-19 | 20-29 | 30-39 | 40-49 | 50+ |
|-------------|-------|-------|-------|-------|-----|
| Cunningham | 1-1 | 16-16 | 9-9 | 7-10 | 1-1 |
| Gowin | 0-0 | 0-0 | 0-0 | 0-0 | 0-1 |
| COWBOYS | 1-1 | 16-16 | 9-9 | 7-10 | 1-2 |
| Opponents | 2-2 | 8-8 | 4-6 | 6-9 | 0-2 |

Cunningham: (52,24,28),(24,47,37,34,28,40B),
(46,48,25,23,22),(33,23),(38,40M,31,27),
(19),(37,21),(26,24,35,43),(21),(23),
(34,40,42),(29),(1),(43,32),(23),(44M)
Gowin: (1),(0),(0),(0),(0),(63M),(0),(0),(0),(0),(0),(0)
Opponents: (1),(20),(49,45M,44),(21),(27,22),(1),(1),
(52M,47M,29,37),(28),(46M,42,39,51M),
(1),(34M,32),(29,19),(34,40,18),(42),(28,42,
38M)

| SCORE BY QUARTERS | 1 | 2 | 3 | 4 | OT | T |
|-------------------|----|----|----|----|----|-----|
| COWBOYS | 41 | 95 | 86 | 82 | 0 | 304 |
| Opponents | 64 | 71 | 86 | 90 | 3 | 314 |

1997 SEASON



| SCORING | TDR | TDP | TDR1 | 2PL | FG | PAT | S | TP |
|-------------------|-----|-----|------|-----|-------|-------|---|-----|
| Cunningham... | 0 | 0 | 0 | 0 | 34/37 | 24/24 | 0 | 126 |
| Irvin..... | 0 | 9 | 0 | 0 | 0/0 | 0/0 | 0 | 54 |
| E. Smith..... | 4 | 0 | 0 | 1 | 0/0 | 0/0 | 0 | 26 |
| Miller..... | 0 | 4 | 0 | 0 | 0/0 | 0/0 | 0 | 24 |
| LaFleur..... | 0 | 2 | 0 | 0 | 0/0 | 0/0 | 0 | 12 |
| Sanders..... | 0 | 0 | 2* | 0 | 0/0 | 0/0 | 0 | 12 |
| Walker..... | 0 | 2 | 0 | 0 | 0/0 | 0/0 | 0 | 12 |
| Sh. Williams..... | 2 | 0 | 0 | 0 | 0/0 | 0/0 | 0 | 12 |
| Coakley..... | 0 | 0 | 1* | 0 | 0/0 | 0/0 | 0 | 6 |
| Hennings..... | 0 | 0 | 1* | 0 | 0/0 | 0/0 | 0 | 6 |
| Johnston..... | 0 | 1 | 0 | 0 | 0/0 | 0/0 | 0 | 6 |
| St. Williams..... | 0 | 1 | 0 | 0 | 0/0 | 0/0 | 0 | 6 |
| Bjornson..... | 0 | 0 | 0 | 1 | 0/0 | 0/0 | 0 | 2 |
| Gowin..... | 0 | 0 | 0 | 0 | 0/1 | 0/0 | 0 | 0 |
| COWBOYS TOT. | 6 | 19 | 4 | 2 | 34/38 | 24/24 | 0 | 304 |
| Opp. Totals..... | 12 | 20 | 4* | 2 | 20/27 | 34/34 | 0 | 314 |

2-Pt Conversions: Cowboys 2-5; Opponents 2-2

*4 yard fumble return @ Arizona Cardinals (9/7)

*83 yard punt return vs. Chicago Bears (9/28)

50 yard interception return @ Green Bay Packers (11/23)

*16 yard fumble return @ Washington Redskins (10/13)

*Thomas 37 yard fumble return vs. Philadelphia (9/15)

Wooten 61 interception return @ N.Y. Giants (10/5)

Sharper 34 yard fumble return @ Green Bay Packers (11/23)

Robertson 42 yard fumble return vs. Tennessee Oilers (11/27)

| PASSING | ATT | COMP | YDS | PCT | AVG ATT | TD | PCT TD | INT | PCT INT | LG | SKS/YDS | RATING |
|------------------|-----|------|-------|------|---------|----|--------|-----|---------|-----|---------|--------|
| Aikman..... | 518 | 292 | 3,283 | 56.4 | 6.34 | 19 | 3.7 | 12 | 2.3 | 64t | 33/269 | 78.0 |
| Wilson..... | 21 | 12 | 115 | 57.1 | 5.48 | 0 | 0.0 | 0 | 0.0 | 32 | 4/26 | 72.5 |
| Garrett..... | 14 | 10 | 56 | 71.4 | 4.00 | 0 | 0.0 | 0 | 0.0 | 12 | 2/18 | 78.3 |
| COWBOYS | | | | | | | | | | | | |
| TOTALS..... | 553 | 314 | 3,454 | 56.8 | 6.25 | 19 | 3.4 | 12 | 2.2 | 64t | 39/313 | 77.8 |
| Opp. Totals..... | 473 | 253 | 2,717 | 53.5 | 5.74 | 20 | 4.2 | 7 | 1.5 | 61 | 38/195 | 78.5 |

1997 REGULAR-SEASON DEFENSIVE STATISTICS

| | Tackles | | Sacks | Tkl/Loss | QB | | Pass Fumbles Blk. | | | Special Teams | |
|-----------------|---------|-------|-------|----------|-------|-----|-------------------|------|------|---------------|-----------|
| | Solo | Asst. | | | Pres. | Int | Def. | For. | Rec. | Kick | Solo |
| 1. Marion | 92-66 | — 158 | | | 1(-1) | 1 | 7 | 0-1 | | | 8- 1 — 9 |
| 2. Godfrey | 76-73 | — 149 | 1.0 | 7(-17) | 6 | 2 | 0-1 | | | | 0- 2 — 2 |
| 3. Coakley | 68-68 | — 136 | 2.5 | 10(-11) | 4 | 1 | 3 | 1-1 | | | 6- 1 — 7 |
| 4. Strickland | 71-61 | — 132 | 0.5 | 3(-6) | 5 | 3 | 1-2 | | | | |
| 5. Woodson | 45-52 | — 97 | 2.0 | 3(-4) | | 1 | 5 | 3-2 | | | 7- 2 — 9 |
| 6. Stoutmire | 35-41 | — 76 | 2.0 | 2(-4) | | 2 | 2 | 1-0 | | | 4- 3 — 7 |
| 7. Tolbert | 23-37 | — 60 | 5.0 | 2(-9) | 7 | | | 2-0 | | | |
| 8. Hennings | 25-27 | — 52 | 4.5 | 2(-6) | 6 | | 1 | 0-1 | | | |
| 9. Carver | 18-29 | — 47 | 6.0 | 3(-12) | 9 | | 3 | 2-0 | | | |
| 10. K. Smith | 37-9 | — 46 | | 1(-2) | | 1 | 13 | 2-0 | | | |
| 11. Casillas | 19-27 | — 46 | 3.0 | 2(-2) | 2 | | | | | | |
| 12. Anderson | 17-23 | — 40 | 2.0 | 2(-4) | 3 | | 2 | | | | |
| 13. Thomas | 12-19 | — 31 | 3.5 | 2(-2) | 10 | | 3 | 0-1 | | | 0- 1 — 1 |
| 14. Sanders | 20-9 | — 29 | | 1(-1) | | 2 | 10 | | | | |
| 15. Mathis | 16-7 | — 23 | | | | | 5 | 1-1 | | | 9- 7 —16 |
| 16. V. Smith | 8-14 | — 22 | 1.0 | | 1 | | | | | | 7- 7 —14 |
| 17. McCormack | 9-10 | — 19 | 0.5 | 1(-1) | 8 | | | | | | |
| 18. Lett | 9-6 | — 15 | 0.5 | 2(-2) | 2 | | 1 | | | | |
| 19. Bates | 6-6 | — 12 | 1.0 | | 1 | | 1 | | | | 17- 4 —21 |
| 20. C. Williams | 6-5 | — 11 | 2.0 | | 3 | | 5 | 1-0 | | | 16-10 —26 |
| 21. Benson | 5-2 | — 7 | | 1(-2) | | | | | | | |
| 22. Pittman | 4-2 | — 6 | 1.0 | 2(-2) | 1 | | | | | | 1- 2 — 3 |
| 23. Wheaton | 3-1 | — 4 | | | | | | | | | |
| 24. W. Davis | 2-2 | — 4 | | | | | | 1-0 | | | 3- 4 — 7 |
| 25. Hardy | 0-2 | — 2 | | | | | | | | | 3- 5 — 8 |
| Mobley | 0-2 | — 2 | | | | | | | | | 5- 6 —11 |
| 27. Hemsley | 1-0 | — 1 | | 1(-4) | | | | | | | 1- 0 — 1 |
| B. Davis | | | | | | | | 1-0 | | | 10-10 —20 |
| Walker | | | | | | | | 0-1 | | | 7- 5 —12 |
| Hellestrae | | | | | | | | | | | 0- 5 — 5 |
| Gowin | | | | | | | | | | | 3- 1 — 4 |
| Galbraith | | | | | | | | | | | 1- 1 — 2 |
| Johnston | | | | | | | | | | | 1- 0 — 1 |

1997 Season

1997 Game-by-Game

COWBOYS OFFENSE

| | FIRST DOWNS | | | | TOTAL OFFENSE | | | | | | | | | | PUNTS NO-AVG | PUNT RET. NO-AVG. | KO-RET. NO-AVG. | PEN. NO-YDS | FUM. NO/LT | SCORING | | | | |
|----------------|-------------|----|-----|----|---------------|-------|-------|-----|-------------|--------|-----|-----|----|---------|-----------------|----------------------|--------------------|----------------|---------------|---------|-----|-----|-------|-------|
| | T | R | Pa | Pe | YDS | PLYS | RUSH | ATT | NET PASS | SK/YD | ATT | COM | I | TD | | | | | | TDR | TDP | TDr | PAT | FG |
| @Pittsburgh | 21 | 3 | 15 | 3 | 380 | 65 | 85 | 34 | 295 | 0/0 | 31 | 19 | 0 | 4-46.3 | 3-18.0 | 1-22.0 | 8-74 | 0/0 | 4 | 0 | 4 | 0 | 4/4 | 3/3 |
| @Arizona | 15 | 6 | 9 | 0 | 327 | 72 | 180 | 29 | 147 | 3/24 | 40 | 21 | 0 | 8-46.8 | 2-15.0 | 4-23.3 | 12-115 | 2/1 | 1 | 0 | 0 | 1 | 1/1 | 5/6 |
| PHILADELPHIA | 18 | 4 | 11 | 3 | 279 | 66 | 92 | 28 | 187 | 2/18 | 36 | 17 | 0 | 4-38.3 | 3-5.3 | 5-35.6 | 3-34 | 2/2 | 1 | 0 | 1 | 0 | 0/0 | 5/5 |
| CHICAGO | 13 | 4 | 7 | 2 | 180 | 51 | 56 | 21 | 124 | 3/20 | 27 | 12 | 1 | 6-55.3 | 4-24.8 | 2-25.5 | 5-45 | 1/0 | 3 | 0 | 2 | 1 | 3/3 | 2/2 |
| @N.Y. Giants | 27 | 7 | 16 | 4 | 428 | 81 | 118 | 28 | 310 | 1/7 | 52 | 34 | 2 | 4-39.5 | 4-3.0 | 3-22.3 | 11-119 | 1/0 | 1 | 0 | 1 | 0 | 0/0 | 3/4 |
| @Washington | 16 | 7 | 9 | 0 | 290 | 62 | 115 | 28 | 175 | 3/18 | 31 | 17 | 0 | 6-40.8 | 5-10.6 | 3-22.0 | 3-20 | 1/1 | 2 | 0 | 1 | 1 | 1/1 | 1/1 |
| JACKSONVILLE | 24 | 6 | 15 | 3 | 337 | 67 | 99 | 33 | 238 | 2/24 | 32 | 21 | 0 | 3-44.0 | 5-16.2 | 4-20.8 | 4-40 | 1/0 | 3 | 1 | 2 | 0 | 2/2 | 2/3 |
| @Philadelphia | 14 | 7 | 5 | 2 | 244 | 59 | 151 | 31 | 93 | 6/36 | 22 | 13 | 0 | 5-30.0 | 1-0.0 | 4-34.3 | 10-95 | 0/0 | 0 | 0 | 0 | 0 | 0/0 | 4/4 |
| @San Francisco | 16 | 3 | 12 | 1 | 271 | 65 | 87 | 25 | 184 | 4/34 | 36 | 22 | 2 | 6-39.3 | 3-14.0 | 4-15.3 | 5-30 | 0/0 | 1 | 0 | 1 | 0 | 1/1 | 1/1 |
| ARIZONA | 19 | 7 | 12 | 0 | 329 | 59 | 125 | 35 | 204 | 2/12 | 22 | 15 | 1 | 6-37.2 | 0-0.0 | 2-18.0 | 7-70 | 0/0 | 3 | 2 | 1 | 0 | 3/3 | 2/2 |
| WASHINGTON | 20 | 6 | 12 | 2 | 312 | 71 | 105 | 25 | 207 | 1/10 | 45 | 25 | 0 | 6-42.0 | 3-5.0 | 3-31.7 | 6-41 | 2/0 | 1 | 0 | 1 | 0 | 0/0 | 3/3 |
| @Green Bay | 11 | 5 | 5 | 1 | 213 | 46 | 93 | 20 | 120 | 1/10 | 25 | 12 | 0 | 6-43.0 | 1-0.0 | 7-21.1 | 11-103 | 3/2 | 2 | 1 | 0 | 1 | 2/2 | 1/1 |
| TENNESSEE | 16 | 3 | 11 | 2 | 386 | 57 | 46 | 13 | 340 | 2/16 | 42 | 27 | 3 | 4-46.5 | 4-5.3 | 6-24.8 | 6-59 | 5/2 | 2 | 0 | 2 | 0 | 2/2 | 0/0 |
| CAROLINA | 9 | 3 | 6 | 0 | 216 | 52 | 78 | 21 | 138 | 4/42 | 27 | 14 | 0 | 6-38.2 | 2-7.0 | 6-24.7 | 10-70 | 3/1 | 1 | 0 | 1 | 0 | 1/1 | 2/2 |
| @Cincinnati | 29 | 7 | 20 | 2 | 402 | 85 | 128 | 31 | 274 | 1/11 | 53 | 28 | 2 | 5-37.0 | 1-0.0 | 6-19.3 | 6-55 | 0/0 | 3 | 1 | 2 | 0 | 3/3 | 1/1 |
| N.Y. GIANTS | 11 | 4 | 5 | 2 | 184 | 57 | 79 | 21 | 105 | 4/31 | 32 | 17 | 1 | 7-42.0 | 6-12.5 | 3-23.3 | 9-88 | 2/2 | 1 | 1 | 0 | 0 | 1/1 | 0/1 |
| TOTALS | 279 | 82 | 170 | 27 | 4,778 | 1,015 | 1,637 | 423 | 3,141 | 39/313 | 553 | 314 | 12 | 86-41.8 | 47-10.9 | 63-24.1 | 116-1,058 | 23/11 | 29 | 6 | 19 | 4 | 24/24 | 34/38 |

* Two-point conversion attempts: 0/1 vs. Philadelphia (9/15), 1/1 @ N.Y. Giants (10/5), 0/1 @ Washington (10/13), 0/1 vs. Jacksonville (10/19), 1/1 vs. Washington (11/16).





1997 Game-by-Game

COWBOYS DEFENSE

| | FIRST DOWNS | | | | YDS | PLYS | RUSH | NET | | | ATT | COM | I | PUNTS NO-AVG | PUNT RET. NO-AVG. | PEN NO-YDS | FUM. NO/LT | TD | TDR | SCORING TDP TDR | PAT | FG | |
|----------------|-------------|-----|-----|----|-------|-------|-------|-----|-------|--------|-----|-----|---|-----------------|----------------------|---------------|---------------|----|-----|--------------------|-----|-------|-------|
| | T | R | P | Pe | | | | ATT | SK/YD | ATT | | | | | | | | | | | | | SK/YD |
| @Pittsburgh | 15 | 3 | 8 | 4 | 174 | 54 | 85 | 23 | 89 | 3/15 | 28 | 13 | 1 | 8-46.9 | 3-6.7 | 5-44 | 3/1 | 1 | 0 | 1 | 0 | 1/1 | 0/0 |
| @Arizona | 21 | 4 | 14 | 3 | 286 | 75 | 66 | 25 | 220 | 3/29 | 47 | 26 | 0 | 8-43.8 | 6-8.5 | 3-20 | 6/4 | 3 | 1 | 2 | 0 | 2/2 | 1/1 |
| PHILADELPHIA | 16 | 7 | 8 | 1 | 333 | 61 | 157 | 29 | 176 | 2/8 | 30 | 18 | 0 | 6-41.7 | 2-6.5 | 13-107 | 1/0 | 2 | 0 | 1 | 1 | 2/2 | 2/3 |
| CHICAGO | 17 | 8 | 8 | 1 | 243 | 75 | 141 | 33 | 102 | 5/17 | 37 | 18 | 2 | 8-45.4 | 3-7.7 | 8-40 | 1/0 | 0 | 0 | 0 | 0 | 0/0 | 1/1 |
| @N.Y. Giants | 13 | 3 | 5 | 5 | 166 | 45 | 57 | 21 | 109 | 0/0 | 24 | 12 | 0 | 8-44.4 | 3-13.7 | 6-37 | 1/0 | 2 | 1 | 0 | 1 | 2/2 | 2/2 |
| @Washington | 16 | 8 | 8 | 0 | 255 | 58 | 116 | 32 | 139 | 3/16 | 23 | 12 | 0 | 7-47.7 | 0-0.0 | 3-25 | 1/1 | 3 | 2 | 1 | 0 | 3/3 | 0/0 |
| JACKSONVILLE | 15 | 3 | 11 | 1 | 271 | 51 | 42 | 18 | 229 | 2/13 | 31 | 21 | 1 | 5-53.8 | 1-12.0 | 10-98 | 0/0 | 3 | 0 | 3 | 0 | 2/2 | 0/0 |
| @Philadelphia | 17 | 8 | 7 | 2 | 274 | 66 | 154 | 33 | 120 | 2/6 | 31 | 13 | 0 | 4-31.3 | 2-16.5 | 4-25 | 2/0 | 1 | 0 | 1 | 0 | 1/1 | 2/4 |
| @San Francisco | 18 | 9 | 8 | 1 | 301 | 57 | 128 | 33 | 173 | 1/7 | 23 | 15 | 1 | 5-45.0 | 3-17.3 | 7-49 | 2/1 | 2 | 2 | 0 | 0 | 2/2 | 1/1 |
| ARIZONA | 18 | 4 | 10 | 4 | 274 | 71 | 101 | 26 | 173 | 9/49 | 36 | 18 | 0 | 4-36.3 | 3-2.3 | 8-60 | 2/1 | 0 | 0 | 0 | 0 | 0/0 | 2/4 |
| WASHINGTON | 16 | 5 | 10 | 1 | 259 | 60 | 104 | 28 | 155 | 1/2 | 31 | 16 | 0 | 8-41.4 | 2-13.5 | 7-41 | 0/0 | 2 | 1 | 1 | 0 | 2/2 | 0/0 |
| @Green Bay | 29 | 11 | 12 | 6 | 409 | 78 | 220 | 41 | 189 | 2/14 | 35 | 22 | 1 | 3-40.7 | 4-6.3 | 3-23 | 0/0 | 6 | 1 | 4 | 1 | 6/6 | 1/2 |
| TENNESSEE | 14 | 9 | 4 | 1 | 245 | 66 | 164 | 49 | 81 | 0/0 | 17 | 9 | 0 | 5-45.2 | 2-9.5 | 6-64 | 3/1 | 3 | 1 | 1 | 1 | 3/3 | 2/2 |
| CAROLINA | 22 | 7 | 11 | 4 | 324 | 76 | 155 | 45 | 169 | 1/5 | 30 | 17 | 0 | 4-38.3 | 3-6.3 | 4-30 | 2/1 | 2 | 0 | 2 | 0 | 2/2 | 3/3 |
| @Cincinnati | 17 | 7 | 8 | 2 | 419 | 57 | 157 | 31 | 262 | 1/7 | 25 | 13 | 1 | 4-48.0 | 1-0.0 | 8-44 | 1/1 | 4 | 2 | 2 | 0 | 4/4 | 1/1 |
| N.Y. GIANTS | 17 | 8 | 7 | 2 | 283 | 72 | 147 | 44 | 136 | 3/7 | 25 | 10 | 0 | 8-39.6 | 2-11.5 | 4-50 | 2/1 | 2 | 1 | 1 | 0 | 2/2 | 2/3 |
| TOTALS | 281 | 104 | 139 | 38 | 4,516 | 1,022 | 1,994 | 511 | 2,522 | 38/195 | 473 | 253 | 7 | 95-43.6 | 40-9.1 | 99-757 | 26/12 | 36 | 12 | 20 | 4 | 34/34 | 20/27 |

* Two-point conversion attempts: 1/1 @ Arizona (9/7), 1/1 vs. Jacksonville (10/19).

The Records





Cowboys All-Time Leaders

RUSHING

| Player | Att. | Yards | Avg. | Long | TD |
|---|-------|--------|------|------|-----|
| 1. Dorsett, Tony (1977-87)..... | 2,755 | 12,036 | 4.4 | 99t | 72 |
| 2. Smith, Emmitt (1990-97)..... | 2,595 | 11,234 | 4.3 | 75t | 112 |
| 3. Perkins, Don (1961-68)..... | 1,500 | 6,217 | 4.2 | 59 | 42 |
| 4. Hill, Calvin (1969-74)..... | 1,166 | 5,009 | 4.3 | 55 | 39 |
| 5. Newhouse, Robert (1972-83)..... | 1,160 | 4,784 | 4.1 | 54 | 31 |
| 6. Garrison, Walt (1966-74)..... | 899 | 3,886 | 4.3 | 41 | 30 |
| 7. Walker, Herschel (1986-89, 1996-97)..... | 818 | 3,491 | 4.3 | 84t | 27 |
| 8. Staubach, Roger (1969-79)..... | 410 | 2,264 | 5.5 | 33 | 20 |
| 9. Springs, Ron (1979-84)..... | 604 | 2,180 | 3.6 | 46 | 28 |
| 10. Marsh, Amos (1961-64)..... | 427 | 2,065 | 4.8 | 71 | 14 |

RECEIVING

| Player | Att. | Yards | Avg. | Long | TD |
|------------------------------------|------|--------|------|------|----|
| 1. Irvin, Michael (1988-97)..... | 666 | 10,680 | 16.0 | 87t | 61 |
| 2. Pearson, Drew (1973-83)..... | 489 | 7,822 | 16.0 | 67 | 48 |
| 3. Hill, Tony (1977-86)..... | 479 | 7,988 | 16.7 | 75t | 51 |
| 4. Smith, Emmitt (1990-97)..... | 388 | 2,434 | 6.3 | 86 | 7 |
| 5. Dorsett, Tony (1977-87)..... | 382 | 3,432 | 9.0 | 91 | 13 |
| 6. Hayes, Bob (1965-74)..... | 365 | 7,295 | 20.0 | 95 | 71 |
| 7. Novacek, Jay (1990-96)..... | 339 | 3,576 | 10.5 | 49 | 22 |
| 8. Cosbie, Doug (1979-88)..... | 300 | 3,728 | 12.4 | 61t | 30 |
| 9. Clarke, Frank (1960-67)..... | 281 | 5,214 | 18.6 | 80 | 50 |
| 10. Johnston, Daryl (1989-97)..... | 275 | 2,163 | 7.9 | 28 | 13 |

RUSHING-RECEIVING

| Player | Rushing | Receiving | Total |
|---|---------|-----------|--------|
| 1. Dorsett, Tony (1977-87)..... | 12,036 | 3,432 | 15,468 |
| 2. Smith, Emmitt (1990-97)..... | 11,234 | 2,434 | 13,668 |
| 3. Irvin, Michael (1988-97)..... | 5 | 10,680 | 10,685 |
| 4. Hill, Tony (1977-86)..... | 90 | 7,988 | 8,078 |
| 5. Pearson, Drew (1973-83)..... | 190 | 7,822 | 8,012 |
| 6. Perkins, Don (1961-68)..... | 6,217 | 1,310 | 7,527 |
| 7. Hayes, Bob (1965-74)..... | 70 | 7,295 | 7,365 |
| 8. Hill, Calvin (1969-74)..... | 5,009 | 1,359 | 6,368 |
| 9. Walker, Herschel (1986-89, 1996-97)..... | 3,491 | 2,556 | 6,047 |
| 10. Newhouse, Robert (1972-83)..... | 4,784 | 956 | 5,740 |

PASSING (Min. 1500 att.)

| Player | Att. | Comp. | Pct. | Yards | TD | Long | Int | Rating |
|-----------------------------------|-------|-------|------|--------|-----|------|-----|--------|
| 1. Staubach, Roger (1969-79)..... | 2,958 | 1,685 | 57.0 | 22,700 | 153 | 91t | 109 | 83.4 |
| 2. Aikman, Troy (1989-97)..... | 3,696 | 2,292 | 62.0 | 26,016 | 129 | 90 | 110 | 82.3 |
| 3. White, Danny (1976-88)..... | 2,950 | 1,761 | 59.7 | 21,959 | 155 | 80t | 132 | 81.7 |
| 4. Meredith, Don (1960-68)..... | 2,308 | 1,170 | 50.7 | 17,199 | 135 | 95t | 111 | 74.7 |

SCORING

| Player | TD | PAT | 2PT | FG | TP |
|-------------------------------------|-----|-----|-----|-----|-----|
| 1. Septien, Rafael (1978-86)..... | - | 388 | - | 162 | 874 |
| 2. Smith, Emmitt (1990-97)..... | 119 | - | 1 | - | 716 |
| 3. Dorsett, Tony (1977-87)..... | 86 | - | - | - | 516 |
| 4. Hayes, Bob (1965-74)..... | 76 | - | - | - | 456 |
| 5. Clark, Mike (1968-71, 73)..... | - | 180 | - | 69 | 386 |
| 6. Irvin, Michael (1988-97)..... | 61 | - | 1 | - | 368 |
| 7. Boniol, Chris (1994-96)..... | - | 118 | - | 81 | 361 |
| 8. Fritsch, Toni (1971-73, 75)..... | - | 119 | - | 66 | 317 |
| 9. Clarke, Frank (1960-67)..... | 51 | - | - | - | 306 |
| Hill, Tony (1977-86)..... | 51 | - | - | - | 306 |

**FIELD GOALS (Min. 100 made)**

| Player | Att. | Made | Pct. | Long |
|-----------------------------------|------|------|------|------|
| 1. Septien, Rafael (1978-86)..... | 226 | 162 | .717 | 53 |

PUNTING (Min. 300)

| Player | No. | Avg. | Long | Blk. |
|--------------------------------|-----|------|------|------|
| 1. Saxon, Mike (1985-92)..... | 591 | 41.5 | 64 | 4 |
| 2. White, Danny (1976-88)..... | 612 | 40.1 | 73 | 4 |

INTERCEPTIONS

| Player | No. | Yards | Avg. | Long | TD |
|--|-----|-------|------|------|----|
| 1. Renfro, Mel (1964-77)..... | 52 | 626 | 12.0 | 90 | 3 |
| 2. Walls, Everson (1981-89)..... | 44 | 391 | 8.9 | 37 | 0 |
| 3. Waters, Charlie (1970-78, 80-81)..... | 41 | 584 | 14.2 | 56t | 2 |
| 4. Thurman, Dennis (1978-85)..... | 36 | 562 | 15.6 | 96 | 4 |
| 5. Downs, Michael (1981-88)..... | 34 | 433 | 12.7 | 31 | 1 |
| Green, Cornell (1962-74)..... | 34 | 552 | 16.2 | 59 | 2 |
| 7. Jordan, Lee Roy (1963-76)..... | 32 | 472 | 14.8 | 49 | 3 |
| 8. Harris, Cliff (1970-79)..... | 29 | 281 | 9.7 | 60 | 1 |
| 9. Howley, Chuck (1961-73)..... | 24 | 395 | 16.5 | 58 | 2 |
| 10. Bishop, Don (1960-65)..... | 22 | 364 | 16.5 | 57 | 0 |

PUNT RETURNS (Min. 75 returns)

| Player | No. | Yards | Avg. | Long | TD |
|--|-----|-------|------|------|----|
| 1. Hayes, Bob (1965-74)..... | 104 | 1,158 | 11.1 | 90 | 3 |
| 2. Martin, Kelvin (1987-92, 1996)..... | 179 | 1,803 | 10.1 | 85t | 3 |
| 3. Williams, Kevin (1993-96)..... | 95 | 913 | 9.6 | 83t | 3 |
| 4. Johnson, Butch (1976-83)..... | 146 | 1,313 | 9.0 | 55 | 0 |
| 5. Jones, James (1980-85)..... | 87 | 736 | 8.5 | 52 | 0 |
| 6. Renfro, Mel (1964-77)..... | 109 | 842 | 7.7 | 69 | 1 |

KICKOFF RETURNS (Min. 75 returns)

| Player | No. | Yards | Avg. | Long | TD |
|---|-----|-------|------|------|----|
| 1. Renfro, Mel (1964-77)..... | 85 | 2,246 | 26.4 | 100t | 2 |
| 2. Walker, Herschel (1986-89, 1996-97)..... | 77 | 1,946 | 25.3 | 89 | 0 |
| 3. Williams, Kevin (1993-96)..... | 144 | 3,416 | 23.7 | 87t | 1 |
| 4. Johnson, Butch (1976-83)..... | 79 | 1,832 | 23.2 | 74 | 0 |
| 5. Dixon, James (1989-91)..... | 101 | 2,315 | 22.9 | 97t | 1 |
| 6. Clack, Darryl (1986-89)..... | 83 | 1,802 | 21.7 | 51 | 0 |

COMBINED YARDAGE

| Player | Total | Rush | Rec | Int. Ret. | Punt Ret. | Kick Ret. | Fum. Ret. |
|---|--------|--------|--------|-----------|-----------|-----------|-----------|
| 1. Dorsett, Tony (1977-87)..... | 15,501 | 12,036 | 3,432 | 0 | 0 | 0 | 33 |
| 2. Smith, Emmitt (1990-97)..... | 13,668 | 11,234 | 2,434 | 0 | 0 | 0 | 0 |
| 3. Irvin, Michael (1988-97)..... | 10,685 | 5 | 10,680 | 0 | 0 | 0 | 0 |
| 4. Hayes, Bob (1965-74)..... | 9,104 | 70 | 7,295 | 0 | 1,158 | 581 | 0 |
| 5. Hill, Tony (1977-86)..... | 8,436 | 84 | 7,988 | 0 | 268 | 96 | 0 |
| 6. Pearson, Drew (1973-83)..... | 8,180 | 190 | 7,822 | 0 | 13 | 155 | 0 |
| 7. Perkins, Don (1961-68)..... | 8,005 | 6,217 | 1,310 | 0 | 8 | 443 | 0 |
| 8. Walker, Herschel (1986-89, 1996-97)..... | 7,993 | 3,491 | 2,556 | 0 | 0 | 1,946 | 0 |



COWBOYS OFFENSE YEAR-BY-YEAR

| YEAR | TOTAL | 1ST DOWNS | PASS | PEN | NET OFFENSE YDS-PLYS | RUSHING YDS-ATT | NET | SACKS | GROSS | PASSING ATT | COMP | INT | PENALTIES NO-YDS | FUMBLES NO-LOST | TDs | POINTS | NFC RANKING TOP-RU-PA | NFL RANKING TOP-RU-PA |
|------|-------|-----------|------|-----|-------------------------|--------------------|------|-------|-------|----------------|------|-----|---------------------|--------------------|-----|--------|--------------------------|--------------------------|
| 1960 | 189 | 57 | 105 | 18 | 3153-698 | 1049-311 | 2104 | 39284 | 2388 | 354 | 163 | 33 | 62-600 | 21-17 | 23 | 177 | | 12-13-5 |
| 1961 | 239 | 100 | 130 | 9 | 4480-863 | 1819-414 | 2661 | 27257 | 1819 | 422 | 215 | 27 | 47-427 | 46-21 | 29 | 236 | | 8-10-6 |
| 1962 | 246 | 101 | 136 | 9 | 4912-843 | 2040-434 | 2872 | 29243 | 3119 | 380 | 200 | 27 | 62-639 | 32-19 | 51 | 398 | | 2-3-7 |
| 1963 | 248 | 105 | 132 | 11 | 4263-839 | 1795-420 | 2468 | 44331 | 2799 | 375 | 200 | 21 | 67-627 | 29-15 | 40 | 305 | | 9-6-9 |
| 1964 | 230 | 89 | 119 | 22 | 3704-893 | 1691-421 | 2031 | 68503 | 2516 | 404 | 192 | 24 | 97-952 | 39-19 | 30 | 250 | | 14-8-13 |
| 1965 | 211 | 87 | 108 | 16 | 3195-833 | 1608-416 | 2387 | 55369 | 2756 | 362 | 168 | 16 | 78-710 | 31-17 | 40 | 325 | | 10-8-9 |
| 1966 | 287 | 124 | 139 | 24 | 5145-926 | 2122-471 | 3023 | 43208 | 3331 | 413 | 214 | 14 | 83-824 | 23-10 | 56 | 445 | | 1-2-1 |
| 1967 | 261 | 109 | 141 | 11 | 4659-936 | 1900-477 | 2799 | 42234 | 3093 | 417 | 210 | 28 | 81-785 | 25-13 | 45 | 342 | | 5-5-6 |
| 1968 | 297 | 135 | 143 | 19 | 5117-913 | 2071-480 | 3026 | 34269 | 3295 | 399 | 217 | 18 | 77-751 | 21-15 | 54 | 431 | | 1-2-1 |
| 1969 | 275 | 133 | 125 | 17 | 5122-901 | 2276-532 | 2646 | 44366 | 3212 | 355 | 189 | 16 | 81-840 | 28-12 | 44 | 369 | | 1-1-4 |
| 1970 | 229 | 119 | 95 | 15 | 4449-858 | 2300-522 | 2149 | 39256 | 2445 | 297 | 149 | 16 | 87-934 | 29-12 | 35 | 299 | 2-1-9 | 3-1-16 |
| 1971 | 288 | 135 | 144 | 9 | 5035-905 | 2249-512 | 2786 | 32251 | 3037 | 361 | 206 | 14 | 94-952 | 30-21 | 50 | 406 | 1-2-1 | 1-1-1 |
| 1972 | 256 | 118 | 126 | 12 | 4466-897 | 2124-499 | 2342 | 31238 | 2580 | 367 | 196 | 23 | 90-841 | 27-15 | 36 | 319 | 2-4-5 | 6-9-8 |
| 1973 | 281 | 139 | 127 | 15 | 4751-906 | 2418-542 | 2333 | 43269 | 2602 | 321 | 192 | 16 | 83-762 | 25-12 | 46 | 382 | 3-2-6 | 4-5-7 |
| 1974 | 295 | 147 | 129 | 19 | 4983-974 | 2454-542 | 2529 | 47327 | 2856 | 385 | 206 | 15 | 86-703 | 31-16 | 38 | 297 | 1-1-3 | 1-1-3 |
| 1975 | 288 | 132 | 142 | 14 | 5025-966 | 2432-571 | 2593 | 39242 | 2935 | 376 | 207 | 17 | 94-715 | 29-18 | 41 | 350 | 1-1-3 | 3-5-4 |
| 1976 | 269 | 111 | 140 | 18 | 4894-958 | 2147-538 | 2737 | 30230 | 2367 | 390 | 222 | 13 | 94-761 | 26-16 | 34 | 296 | 2-6-2 | 4-12-5 |
| 1977 | 272 | 118 | 136 | 18 | 4812-969 | 2369-564 | 2443 | 33246 | 2689 | 372 | 215 | 10 | 106-865 | 26-14 | 42 | 345 | 1-3-2 | 1-4-4 |
| 1978 | 342 | 146 | 167 | 29 | 5959-1107 | 2783-625 | 3176 | 33229 | 3405 | 449 | 251 | 17 | 96-816 | 36-18 | 48 | 384 | 1-1-2 | 2-3-3 |
| 1979 | 339 | 122 | 195 | 22 | 5968-1122 | 2375-578 | 3593 | 41290 | 3883 | 503 | 287 | 13 | 100-845 | 33-21 | 45 | 371 | 1-7-2 | 2-10-4 |
| 1980 | 337 | 143 | 171 | 23 | 5468-1075 | 2346-594 | 3104 | 31252 | 3356 | 449 | 265 | 25 | 107-908 | 27-14 | 60 | 454 | 5-5-9 | 9-6-14 |
| 1981 | 321 | 137 | 158 | 26 | 5880-1100 | 2711-630 | 3169 | 31245 | 3414 | 439 | 241 | 15 | 103-839 | 45-20 | 40 | 367 | 2-2-7 | 5-2-15 |
| 1982 | 180 | 70 | 99 | 11 | 3198-579 | 1313-296 | 1886 | 25264 | 2150 | 258 | 160 | 14 | 42-304 | 29-12 | 28 | 226 | 2-1-6 | 5-5-9 |
| 1983 | 342 | 109 | 205 | 28 | 5959-1110 | 2117-519 | 3942 | 37314 | 4156 | 554 | 346 | 25 | 99-847 | 30-14 | 59 | 479 | 4-9-2 | 5-15-4 |
| 1984 | 323 | 93 | 202 | 28 | 5320-1121 | 1714-469 | 3606 | 49399 | 3995 | 604 | 322 | 26 | 100-947 | 35-17 | 34 | 308 | 7-12-4 | 11-20-6 |
| 1985 | 336 | 95 | 208 | 33 | 5602-1093 | 1741-462 | 3861 | 44375 | 4236 | 587 | 344 | 25 | 100-759 | 29-16 | 43 | 357 | 4-9-1 | 6-17-3 |
| 1986 | 325 | 98 | 199 | 29 | 5474-1054 | 1969-447 | 3505 | 60498 | 4003 | 547 | 319 | 24 | 111-831 | 44-17 | 43 | 346 | 4-8-4 | 6-11-12 |
| 1987 | 293 | 93 | 175 | 24 | 5056-1017 | 1865-465 | 3191 | 52403 | 3594 | 500 | 298 | 20 | 131-1091 | 30-20 | 38 | 340 | 5-9-5 | 11-16-11 |
| 1988 | 311 | 112 | 175 | 24 | 5483-1059 | 1996-469 | 3488 | 35239 | 3727 | 555 | 307 | 27 | 141-1148 | 22-13 | 32 | 265 | 6-7-5 | 9-16-7 |
| 1989 | 246 | 78 | 145 | 23 | 4294-896 | 1409-355 | 2885 | 30239 | 3124 | 513 | 266 | 27 | 100-771 | 29-15 | 25 | 204 | 14-12-13 | 27-24-27 |
| 1990 | 250 | 89 | 135 | 27 | 4081-991 | 1500-393 | 2581 | 43317 | 2898 | 475 | 254 | 24 | 98-729 | 27-9 | 27 | 244 | 14-13-13 | 28-23-27 |
| 1991 | 304 | 89 | 191 | 24 | 5101-971 | 1711-433 | 3390 | 38273 | 3663 | 500 | 305 | 12 | 74-610 | 23-12 | 37 | 342 | 4-7-5 | 9-13-8 |
| 1992 | 324 | 119 | 183 | 22 | 5606-1014 | 2121-500 | 3485 | 23112 | 3597 | 491 | 314 | 15 | 91-650 | 16-9 | 48 | 409 | 4-5-5 | 4-5-5 |
| 1993 | 322 | 120 | 172 | 30 | 5615-994 | 2161-480 | 3454 | 29163 | 3617 | 475 | 317 | 6 | 94-744 | 33-16 | 41 | 376 | 2-3-3 | 4-2-7 |
| 1994 | 322 | 136 | 160 | 26 | 5321-1018 | 1953-550 | 3368 | 20933 | 3461 | 448 | 282 | 14 | 100-895 | 22-10 | 50 | 414 | 4-2-7 | 8-5-12T |
| 1995 | 364 | 141 | 195 | 28 | 5824-1007 | 2201-495 | 3623 | 19118 | 3741 | 494 | 322 | 10 | 90-695 | 24-13 | 51 | 435 | 4-1-9 | 5-2-13 |
| 1996 | 296 | 105 | 163 | 18 | 4763-981 | 1641-475 | 3122 | 19127 | 3249 | 487 | 307 | 17 | 103-832 | 24-15 | 27 | 266 | 11-8-10 | 24-18-20 |
| 1997 | 279 | 82 | 170 | 27 | 4778-1015 | 1637-423 | 3141 | 39313 | 3454 | 553 | 314 | 12 | 116-1058 | 23-11 | 29 | 304 | 9-11-10 | 20-20-20 |



COWBOYS DEFENSE YEAR-BY-YEAR

Table with columns: YEAR, TOTAL, 1ST DOWNS, RUSH, PASS, PEN, NET OFFENSE YDS-PLYS, NET OFFENSE RUSHING YDS-ATT, NET SACKS, GROSS PASSING, ATT, COMP, INT, FEATURABLES, FUMBLERS NO-LOST, TDs, POINTS, NFC RANKING TOT-RU-PA, NFL RANKING TOT-RU-PA. Rows list years from 1960 to 1997 with corresponding statistics.





Cowboys Leaders By Years

RUSHING

| Year | Player | Att. | Yds. | Avg. | Long | NFL/NFC | |
|------|------------------|------|-------|------|------|---------|-------|
| | | | | | | TD | Rank |
| 1960 | Dupre, L.G. | 104 | 362 | 3.5 | 18 | 3 | 20 |
| 1961 | *Perkins, Don | 200 | 815 | 4.1 | 47 | 4 | 6 |
| 1962 | Perkins, Don | 222 | 945 | 4.3 | 35 | 7 | 5 |
| 1963 | Perkins, Don | 149 | 614 | 4.1 | 19t | 7 | 10 |
| 1964 | Perkins, Don | 174 | 768 | 4.4 | 59 | 6 | 5 |
| 1965 | Perkins, Don | 177 | 690 | 3.9 | 43 | 0 | 7 |
| 1966 | Reeves, Dan | 175 | 757 | 4.3 | 67t | 8 | 6 |
| 1967 | Perkins, Don | 201 | 823 | 4.1 | 30 | 6 | 6 |
| 1968 | Perkins, Don | 191 | 836 | 4.4 | 28t | 4 | 6 |
| 1969 | *Hill, Calvin | 204 | 942 | 4.6 | 55 | 8 | 2 |
| 1970 | *Thomas, Duane | 151 | 803 | 5.3 | 47t | 5 | 8/5 |
| 1971 | Thomas, Duane | 175 | 793 | 4.5 | 56t | 11 | 11/7 |
| 1972 | Hill, Calvin | 245 | 1,036 | 4.2 | 26 | 6 | 7/3 |
| 1973 | Hill, Calvin | 273 | 1,142 | 4.2 | 21 | 6 | 3/2 |
| 1974 | Hill, Calvin | 185 | 844 | 4.6 | 27 | 7 | 8/3 |
| 1975 | Newhouse, Robert | 209 | 930 | 4.4 | 29 | 2 | 9/4 |
| 1976 | Dennison, Doug | 153 | 542 | 3.5 | 14 | 6 | 35/18 |
| 1977 | *Dorsett, Tony | 208 | 1,007 | 4.8 | 84t | 12 | 9/4 |
| 1978 | Dorsett, Tony | 290 | 1,325 | 4.6 | 63t | 7 | 3/2 |
| 1979 | Dorsett, Tony | 250 | 1,107 | 4.4 | 41 | 6 | 11/8 |
| 1980 | Dorsett, Tony | 278 | 1,185 | 4.3 | 56 | 11 | 6/6 |
| 1981 | Dorsett, Tony | 342 | 1,646 | 4.8 | 75t | 4 | 2/2 |
| 1982 | Dorsett, Tony | 177 | 745 | 4.2 | 99t | 5 | 2/1 |
| 1983 | Dorsett, Tony | 289 | 1,321 | 4.6 | 77 | 8 | 6/5 |
| 1984 | Dorsett, Tony | 302 | 1,189 | 3.9 | 31t | 8 | 7/7 |
| 1985 | Dorsett, Tony | 305 | 1,307 | 4.3 | 60t | 7 | 6/4 |
| 1986 | Dorsett, Tony | 184 | 748 | 4.1 | 33 | 5 | 19/11 |
| 1987 | Walker, Herschel | 209 | 891 | 4.3 | 60t | 7 | 6/3 |
| 1988 | Walker, Herschel | 361 | 1,514 | 4.2 | 38 | 5 | 2/1 |
| 1989 | Palmer, Paul | 112 | 446 | 4.0 | 63t | 2 | 39/18 |
| 1990 | *Smith, Emmitt | 241 | 937 | 3.9 | 48t | 11 | 10/5 |
| 1991 | Smith, Emmitt | 365 | 1,563 | 4.3 | 75t | 12 | 1/1 |
| 1992 | Smith, Emmitt | 373 | 1,713 | 4.6 | 68t | 18 | 1/1 |
| 1993 | Smith, Emmitt | 283 | 1,486 | 5.3 | 62t | 9 | 1/1 |
| 1994 | Smith, Emmitt | 368 | 1,484 | 4.0 | 46 | 21 | 3/2 |
| 1995 | Smith, Emmitt | 377 | 1,773 | 4.7 | 60t | 25 | 1/1 |
| 1996 | Smith, Emmitt | 327 | 1,204 | 3.7 | 42 | 12 | 8/4 |
| 1997 | Smith, Emmitt | 261 | 1,074 | 4.1 | 44 | 4 | 12/5 |

PASSING

| Year | Player | Att. | Comp. | Pct. | Yds. | TD | Int. | Rating | NFL/NFC |
|------|-----------------|------|-------|------|-------|----|------|--------|---------|
| | | | | | | | | | Rank |
| 1960 | LeBaron, Eddie | 225 | 111 | 49.3 | 1,736 | 12 | 25 | 53.4 | 8 |
| 1961 | LeBaron, Eddie | 236 | 120 | 50.8 | 1,741 | 14 | 16 | 66.5 | 9 |
| 1962 | LeBaron, Eddie | 166 | 95 | 57.2 | 1,436 | 16 | 9 | 95.3 | 3 |
| 1963 | Meredith, Don | 310 | 167 | 53.9 | 2,381 | 17 | 18 | 73.2 | 10 |
| 1964 | Meredith, Don | 323 | 158 | 48.9 | 2,143 | 9 | 16 | 67.3 | 15 |
| 1965 | Meredith, Don | 305 | 141 | 46.2 | 2,415 | 22 | 13 | 79.7 | 8 |
| 1966 | Meredith, Don | 344 | 177 | 51.5 | 2,805 | 24 | 12 | 87.7 | 4 |
| 1967 | Meredith, Don | 255 | 128 | 50.2 | 1,834 | 16 | 16 | 68.6 | 8 |
| 1968 | Meredith, Don | 309 | 171 | 55.3 | 2,500 | 21 | 12 | 88.3 | 2 |
| 1969 | Morton, Craig | 302 | 162 | 53.6 | 2,619 | 21 | 15 | 85.4 | 5 |
| 1970 | Morton, Craig | 207 | 102 | 49.3 | 1,819 | 15 | 7 | 89.7 | 5/4 |
| 1971 | Staubach, Roger | 211 | 126 | 59.7 | 1,882 | 15 | 4 | 104.8 | 1/1 |
| 1972 | Morton, Craig | 339 | 185 | 54.6 | 2,396 | 15 | 21 | 65.9 | 15/7 |
| 1973 | Staubach, Roger | 286 | 179 | 62.6 | 2,428 | 23 | 15 | 94.6 | 1/1 |
| 1974 | Staubach, Roger | 360 | 190 | 52.8 | 2,552 | 11 | 15 | 68.5 | 14/7 |
| 1975 | Staubach, Roger | 348 | 198 | 56.9 | 2,666 | 17 | 16 | 78.6 | 8/2 |
| 1976 | Staubach, Roger | 369 | 208 | 56.4 | 2,715 | 14 | 11 | 79.9 | 8/5 |
| 1977 | Staubach, Roger | 361 | 210 | 58.2 | 2,620 | 18 | 9 | 87.1 | 2/1 |
| 1978 | Staubach, Roger | 413 | 231 | 55.9 | 3,190 | 25 | 16 | 84.9 | 1/1 |
| 1979 | Staubach, Roger | 461 | 267 | 57.9 | 3,586 | 27 | 11 | 92.4 | 1/1 |
| 1980 | White, Danny | 436 | 260 | 59.6 | 3,287 | 28 | 25 | 80.8 | 9/7 |
| 1981 | White, Danny | 391 | 223 | 57.0 | 3,098 | 22 | 13 | 87.5 | 5/2 |
| 1982 | White, Danny | 247 | 156 | 63.2 | 2,079 | 16 | 12 | 91.1 | 4/2 |
| 1983 | White, Danny | 533 | 334 | 62.7 | 3,980 | 29 | 23 | 85.6 | 9/6 |
| 1984 | White, Danny | 233 | 126 | 54.1 | 1,580 | 11 | 11 | 71.5 | 22/11 |
| 1985 | White, Danny | 450 | 267 | 59.3 | 3,157 | 21 | 17 | 80.6 | 9/4 |
| | *Rookie | | | | | | | | |



PASSING (cont.)

| Year | Player | Att. | Comp. | Pct. | Yds. | TD | Int. | Rating | NFL/NFC | |
|------|---------------------|------|-------|------|-------|----|------|--------|---------|-------|
| | | | | | | | | | Rank | Rank |
| 1986 | Pelluer, Steve..... | 378 | 215 | 56.9 | 2,727 | 8 | 17 | 67.9 | | 20/9 |
| 1987 | White, Danny..... | 362 | 215 | 59.4 | 2,617 | 12 | 17 | 73.2 | | 19/9 |
| 1988 | Pelluer, Steve..... | 435 | 245 | 56.3 | 3,139 | 17 | 19 | 73.9 | | 16/9 |
| 1989 | *Aikman, Troy..... | 293 | 155 | 52.9 | 1,749 | 9 | 18 | 55.7 | | 27/14 |
| 1990 | Aikman, Troy..... | 399 | 226 | 56.6 | 2,579 | 11 | 18 | 66.6 | | 27/14 |
| 1991 | Aikman, Troy..... | 363 | 237 | 65.3 | 2,754 | 11 | 10 | 86.7 | | 6/4 |
| 1992 | Aikman, Troy..... | 473 | 302 | 63.8 | 3,445 | 23 | 14 | 89.5 | | 3/3 |
| 1993 | Aikman, Troy..... | 392 | 271 | 69.1 | 3,100 | 15 | 6 | 99.0 | | 2/2 |
| 1994 | Aikman, Troy..... | 361 | 233 | 64.5 | 2,676 | 13 | 12 | 84.9 | | 6/4 |
| 1995 | Aikman, Troy..... | 432 | 280 | 64.8 | 3,304 | 16 | 7 | 93.6 | | 3/2 |
| 1996 | Aikman, Troy..... | 465 | 296 | 63.7 | 3,126 | 12 | 13 | 80.1 | | 12/5 |
| 1997 | Aikman, Troy..... | 518 | 292 | 56.4 | 3,283 | 19 | 12 | 78.0 | | 17/8 |

RECEIVING

| Year | Player | No. | Yds. | Avg. | Long | TD | NFL/NFC | |
|------|-----------------------|-----|-------|------|------|----|---------|-------|
| | | | | | | | Rank | Rank |
| 1960 | Dupre, L.G. | 104 | 362 | 3.5 | 18 | 3 | | 20 |
| 1960 | Doran, Jim..... | 31 | 554 | 17.9 | 75t | 3 | | 21 |
| 1961 | Howton, Billy | 56 | 785 | 14.0 | 53 | 4 | | 6 |
| 1962 | Howton, Billy | 49 | 706 | 14.4 | 69t | 6 | | 15 |
| 1963 | Clarke, Frank..... | 43 | 833 | 19.4 | 75t | 10 | | 3 |
| 1964 | Clarke, Frank..... | 65 | 973 | 15.0 | 49 | 5 | | 3 |
| 1965 | *Hayes, Bob..... | 46 | 1,003 | 21.8 | 82t | 12 | | 13 |
| 1966 | Hayes, Bob..... | 64 | 1,232 | 19.3 | 95t | 13 | | 4 |
| 1967 | Rentzel, Lance..... | 58 | 996 | 17.2 | 74t | 8 | | 6 |
| 1968 | Rentzel, Lance..... | 54 | 1,009 | 18.7 | 65t | 6 | | 3 |
| 1969 | Rentzel, Lance..... | 43 | 960 | 22.3 | 75t | 12 | | 20 |
| 1970 | Hayes, Bob..... | 34 | 889 | 26.1 | 89t | 10 | | 45/26 |
| 1971 | Garrison, Walt | 40 | 396 | 9.9 | 36 | 1 | | 23/10 |
| 1972 | Hill, Calvin..... | 43 | 364 | 8.5 | 33t | 3 | | 18/9 |
| 1973 | Hill, Calvin..... | 32 | 290 | 9.1 | 29 | 0 | | 36/21 |
| 1974 | Pearson, Drew..... | 62 | 1,087 | 17.9 | 50t | 2 | | 3/2 |
| 1975 | Pearson, Drew..... | 46 | 822 | 17.9 | 46t | 8 | | 16/9 |
| 1976 | Pearson, Drew..... | 58 | 806 | 13.9 | 54 | 6 | | 4/1 |
| 1977 | Pearson, Drew..... | 48 | 870 | 18.1 | 67 | 2 | | 9/3 |
| 1978 | Pearson, Drew..... | 47 | 526 | 11.2 | 34 | 0 | | 26/15 |
| 1979 | Hill, Tony..... | 60 | 1,062 | 17.7 | 75t | 10 | | 12/6 |
| 1980 | Hill, Tony..... | 60 | 1,055 | 17.6 | 58t | 8 | | 16/9 |
| 1981 | Hill, Tony..... | 46 | 953 | 20.7 | 63t | 4 | | 47/26 |
| | Springs, Ron..... | 46 | 359 | 7.8 | 32t | 2 | | |
| 1982 | Hill, Tony..... | 35 | 526 | 15.0 | 47 | 1 | | 22/8 |
| 1983 | Springs, Ron..... | 73 | 589 | 8.1 | 80t | 1 | | 9/4 |
| 1984 | Cosbie, Doug..... | 60 | 789 | 13.2 | 36 | 4 | | 28/12 |
| 1985 | Hill, Tony..... | 74 | 1,113 | 15.0 | 53t | 7 | | 9/3 |
| 1986 | Walker, Herschel..... | 76 | 837 | 11.0 | 84t | 2 | | 9/4 |
| 1987 | Walker, Herschel..... | 60 | 715 | 11.9 | 44 | 1 | | 5/4 |
| 1988 | Alexander, Ray..... | 54 | 788 | 14.6 | 50t | 6 | | 34/21 |
| 1989 | Martin, Kelvin..... | 46 | 644 | 14.0 | 46 | 2 | | 53/26 |
| 1990 | Martin, Kelvin..... | 64 | 732 | 11.4 | 45 | 0 | | 17/9 |
| 1991 | Irvin, Michael..... | 93 | 1,523 | 16.4 | 66t | 8 | | 2/1 |
| 1992 | Irvin, Michael..... | 78 | 1,396 | 17.9 | 87t | 7 | | 7/4 |
| 1993 | Irvin, Michael..... | 88 | 1,330 | 15.1 | 61t | 7 | | 3/3 |
| 1994 | Irvin, Michael..... | 79 | 1,241 | 15.7 | 65t | 6 | | 13/8 |
| 1995 | Irvin, Michael..... | 111 | 1,603 | 14.4 | 50 | 10 | | 5/5 |
| 1996 | Irvin, Michael..... | 64 | 962 | 15.0 | 61 | 2 | | 27/15 |
| 1997 | Irvin, Michael..... | 75 | 1,180 | 15.7 | 55 | 9 | | 12/7 |

PUNTING

| Year | Player | No. | Yards | Avg. | TB | IN20 | Long | Had | | NFL/NFC | |
|------|------------------------|-----|-------|------|----|------|------|-----|----|---------|------|
| | | | | | | | | Bk | Bk | NET | Rank |
| 1960 | Sherer, Dave..... | 57 | 2,420 | 42.5 | 4 | 15 | 67 | 0 | | 39.5 | 7 |
| 1961 | *Green, Allen..... | 60 | 2,236 | 37.3 | 3 | 6 | 53 | 1 | | 32.5 | 14 |
| 1962 | Baker, Sam..... | 57 | 2,589 | 45.4 | 4 | 13 | 72 | 0 | | 40.7 | 3 |
| 1963 | Baker, Sam..... | 71 | 3,138 | 44.2 | 4 | 13 | 64 | 0 | | 40.6 | 7 |
| 1964 | *Lothridge, Billy..... | 62 | 2,501 | 40.3 | 5 | 17 | 75 | 0 | | 38.1 | 15 |
| 1965 | Villanueva, Danny..... | 60 | 2,505 | 41.8 | 8 | 11 | 58 | 0 | | 37.9 | 10 |
| 1966 | Villanueva, Danny..... | 64 | 2,551 | 39.9 | 3 | 14 | 58 | 1 | | 36.7 | 13 |
| | *Rookie | | | | | | | | | | |



PUNTING (cont.)

| Year | Player | No. | Yards | Avg. | TB | IN20 | Long | Had | | NFL/NFC | |
|------|-------------------------|-----|-------|------|----|------|------|-----|------|---------|-------|
| | | | | | | | | Blk | NET | Rank | |
| 1967 | Villanueva, Danny | 67 | 2,707 | 40.4 | 4 | 9 | 57 | 0 | 35.2 | | 9 |
| 1968 | Widby, Ron | 59 | 2,415 | 40.9 | 7 | 17 | 84 | 0 | 36.4 | | 5 |
| 1969 | Widby, Ron | 63 | 2,729 | 43.3 | 4 | 9 | 62 | 0 | 37.2 | | 2 |
| 1970 | Widby, Ron | 68 | 2,847 | 41.9 | 6 | 10 | 59 | 1 | 35.4 | | 10/2 |
| 1971 | Widby, Ron | 55 | 2,329 | 42.3 | 6 | 8 | 59 | 1 | 35.3 | | 8/3 |
| 1972 | *Bateman, Marv | 51 | 1,949 | 38.2 | 3 | 4 | 61 | 0 | 36.2 | | 24/13 |
| 1973 | Bateman, Marv | 53 | 2,290 | 43.2 | 5 | 14 | 62 | 2 | 37.1 | | 11/7 |
| 1974 | *Carrell, Duane | 40 | 1,591 | 39.8 | 5 | 15 | 59 | 0 | 31.4 | | 11/5 |
| 1975 | *Hoopes, Mitch | 67 | 2,676 | 39.9 | 8 | 15 | 55 | 1 | 33.2 | | 16/9 |
| 1976 | White, Danny | 70 | 2,690 | 38.4 | 12 | 13 | 54 | 2 | 30.5 | | 20/9 |
| 1977 | White, Danny | 80 | 3,171 | 39.6 | 10 | 25 | 57 | 1 | 33.2 | | 12/8 |
| 1978 | White, Danny | 76 | 3,076 | 40.5 | 11 | 16 | 56 | 1 | 33.1 | | 8/5 |
| 1979 | White, Danny | 76 | 3,168 | 41.7 | 9 | 21 | 73 | 0 | 36.0 | | 4/2 |
| 1980 | White, Danny | 71 | 2,903 | 40.9 | 11 | 17 | 58 | 0 | 34.9 | | 10/5 |
| 1981 | White, Danny | 81 | 3,284 | 40.8 | 7 | 19 | 60 | 0 | 36.0 | | 14/8 |
| 1982 | White, Danny | 37 | 1,542 | 41.7 | 2 | 6 | 56 | 0 | 37.4 | | 8/5 |
| 1983 | White, Danny | 38 | 1,543 | 40.6 | 3 | 6 | 50 | 1 | 32.9 | | DNQ |
| 1984 | White, Danny | 82 | 3,151 | 38.4 | 8 | 21 | 54 | 0 | 34.6 | | 28/14 |
| 1985 | *Saxon, Mike | 81 | 3,396 | 41.9 | 10 | 20 | 57 | 1 | 35.5 | | 13/8 |
| 1986 | Saxon, Mike | 86 | 3,498 | 40.7 | 10 | 28 | 58 | 1 | 34.5 | | 15/9 |
| 1987 | Saxon, Mike | 68 | 2,685 | 39.5 | 5 | 20 | 63 | 0 | 34.2 | | 20/10 |
| 1988 | Saxon, Mike | 80 | 3,271 | 40.9 | 15 | 24 | 55 | 0 | 34.2 | | 10/4 |
| 1989 | Saxon, Mike | 79 | 3,233 | 40.9 | 6 | 19 | 56 | 2 | 34.3 | | 10/6 |
| 1990 | Saxon, Mike | 79 | 3,413 | 43.2 | 8 | 20 | 62 | 0 | 35.6 | | 4/2 |
| 1991 | Saxon, Mike | 57 | 2,426 | 42.6 | 5 | 16 | 64 | 0 | 36.8 | | 11/6 |
| 1992 | Saxon, Mike | 61 | 2,620 | 43.0 | 9 | 19 | 58 | 0 | 33.5 | | 9/5 |
| 1993 | *Jett, John | 56 | 2,342 | 41.8 | 3 | 22 | 59 | 0 | 37.7 | | 21/10 |
| 1994 | Jett, John | 70 | 2,935 | 41.9 | 4 | 26 | 58 | 0 | 35.4 | | 14/6 |
| 1995 | Jett, John | 53 | 2,166 | 40.9 | 6 | 17 | 58 | 0 | 34.5 | | 24/12 |
| 1996 | Jett, John | 74 | 3,150 | 42.6 | 9 | 22 | 60 | 0 | 36.8 | | 18/8 |
| 1997 | *Gowin, Toby | 86 | 3,592 | 41.8 | 9 | 26 | 72 | 0 | 35.4 | | 27/13 |

SCORING

| Year | Player | TD | PAT | TWO | | FG | Tot. | NFL/NFC | |
|------|----------------------------|----|-----|-----|---|----|------|---------|------|
| | | | | PT | | | | Rank | |
| 1960 | Cone, Fred | 0 | 21 | - | - | 6 | 39 | | 27 |
| 1961 | Clarke, Frank | 9 | 0 | - | - | 0 | 54 | | 22 |
| 1962 | Baker, Sam | 0 | 50 | - | - | 14 | 92 | | 6 |
| 1963 | Baker, Sam | 0 | 38 | - | - | 9 | 65 | | 14 |
| 1964 | *Van Raaphorst, Dick | 0 | 28 | - | - | 14 | 70 | | 13 |
| 1965 | Villanueva, Danny | 0 | 37 | - | - | 16 | 85 | | 10 |
| 1966 | Villanueva, Danny | 0 | 56 | - | - | 17 | 107 | | 2 |
| 1967 | Hayes, Bob | 11 | 0 | - | - | 0 | 66 | | 16 |
| | Reeves, Dan | 11 | 0 | - | - | 0 | 66 | | |
| 1968 | Clark, Mike | 0 | 54 | - | - | 17 | 105 | | 2 |
| 1969 | Clark, Mike | 0 | 43 | - | - | 20 | 103 | | 2 |
| 1970 | Clark, Mike | 0 | 35 | - | - | 18 | 89 | | 12/8 |
| 1971 | Clark, Mike | 0 | 47 | - | - | 13 | 86 | | 13/7 |
| 1972 | Fritsch, Toni | 0 | 36 | - | - | 21 | 99 | | 7/3 |
| 1973 | Fritsch, Toni | 0 | 43 | - | - | 18 | 97 | | 11/7 |
| 1974 | *Herrera, Efen | 0 | 33 | - | - | 8 | 57 | | 26/9 |
| 1975 | Fritsch, Toni | 0 | 38 | - | - | 22 | 104 | | 3/2 |
| 1976 | Herrera, Efen | 0 | 34 | - | - | 18 | 88 | | 6/4 |
| 1977 | Herrera, Efen | 0 | 39 | - | - | 18 | 93 | | 3/2 |
| 1978 | Septien, Rafael | 0 | 46 | - | - | 16 | 94 | | 5/2 |
| 1979 | Septien, Rafael | 0 | 40 | - | - | 19 | 97 | | 8/3 |
| 1980 | Septien, Rafael | 0 | 59 | - | - | 11 | 92 | | 13/6 |
| 1981 | Septien, Rafael | 0 | 40 | - | - | 27 | 121 | | 1/1 |
| 1982 | Septien, Rafael | 0 | 28 | - | - | 10 | 58 | | 11/5 |
| 1983 | Septien, Rafael | 0 | 57 | - | - | 22 | 123 | | 5/5 |
| 1984 | Septien, Rafael | 0 | 33 | - | - | 23 | 102 | | 13/6 |
| 1985 | Septien, Rafael | 0 | 42 | - | - | 19 | 99 | | 17/8 |
| 1986 | Septien, Rafael | 0 | 43 | - | - | 15 | 88 | | 20/9 |
| 1987 | Ruzek, Roger | 0 | 26 | - | - | 22 | 92 | | 5/3 |
| | *Rookie | | | | | | | | |



SCORING (cont.)

| Year | Player | TD | PAT | TWO | | FG | Tot. | NFL/NFC | |
|------|-------------------------|----|-----|-----|--|----|------|---------|--|
| | | | | PT | | | | Rank | |
| 1988 | Ruzek, Roger..... | 0 | 27 | - | | 12 | 63 | 36/17 | |
| 1989 | Ruzek, Roger..... | 0 | 14 | - | | 5 | 29 | DNQ | |
| 1990 | *Willis, Ken..... | 0 | 26 | - | | 18 | 80 | 25/13 | |
| 1991 | Willis, Ken..... | 0 | 37 | - | | 27 | 118 | 3/2 | |
| 1992 | *Elliott, Lin..... | 0 | 47 | - | | 24 | 119 | 4/3 | |
| 1993 | Murray, Eddie..... | 0 | 38 | - | | 28 | 122 | 6/3 | |
| 1994 | Smith, Emmitt..... | 22 | 0 | - | | 0 | 132 | 2/1 | |
| 1995 | Smith, Emmitt..... | 25 | 0 | 0 | | 0 | 150 | 1/1 | |
| 1996 | Boniol, Chris..... | 0 | 24 | 0 | | 32 | 120 | 6/4 | |
| 1997 | Cunningham, Richie..... | 0 | 24 | 0 | | 34 | 126 | 2/1 | |

FIELD GOALS

| Year | Player | Att. | Made | Pct. | Long | NFL/NFC | |
|------|---------------------------|------|------|------|------|---------|--|
| | | | | | | Rank | |
| 1960 | Cone, Fred..... | 13 | 6 | .462 | 45 | 12 | |
| 1961 | Bielski, Dick..... | 9 | 6 | .667 | 42 | 13 | |
| 1962 | Baker, Sam..... | 27 | 14 | .519 | 53 | 3 | |
| 1963 | Baker, Sam..... | 20 | 9 | .450 | 53 | 12 | |
| 1964 | *Van Raaphorst, Dick..... | 29 | 14 | .483 | 43 | 8 | |
| 1965 | Villaneuva, Danny..... | 27 | 16 | .593 | 41 | 7 | |
| 1966 | Villaneuva, Danny..... | 31 | 17 | .548 | 37 | 8 | |
| 1967 | Villaneuva, Danny..... | 23 | 9 | .391 | 34 | 14 | |
| 1968 | Clark, Mike..... | 29 | 17 | .586 | 50 | 7 | |
| 1969 | Clark, Mike..... | 36 | 20 | .555 | 47 | 5 | |
| 1970 | Clark, Mike..... | 27 | 18 | .667 | 43 | 7/4 | |
| 1971 | Clark, Mike..... | 25 | 13 | .520 | 48 | 19/9 | |
| 1972 | Fritsch, Toni..... | 36 | 21 | .583 | 54 | 18/8 | |
| 1973 | Fritsch, Toni..... | 28 | 18 | .643 | 37 | 12/4 | |
| 1974 | *Herrera, Efren..... | 13 | 6 | .615 | 39 | 11/5 | |
| 1975 | Fritsch, Toni..... | 35 | 22 | .629 | 43 | 14/8 | |
| 1976 | Herrera, Efren..... | 23 | 18 | .783 | 46 | 1/1 | |
| 1977 | Herrera, Efren..... | 29 | 18 | .621 | 52 | 12/1 | |
| 1978 | Septien, Rafael..... | 26 | 16 | .615 | 48 | 17/9 | |
| 1979 | Septien, Rafael..... | 29 | 19 | .655 | 51 | 9/4 | |
| 1980 | Septien, Rafael..... | 17 | 11 | .647 | 52 | 13/7 | |
| 1981 | Septien, Rafael..... | 35 | 27 | .771 | 47 | 4/3 | |
| 1982 | Septien, Rafael..... | 14 | 10 | .714 | 53 | 13/6 | |
| 1983 | Septien, Rafael..... | 27 | 22 | .815 | 47 | 7/3 | |
| 1984 | Septien, Rafael..... | 29 | 23 | .793 | 52 | 4/3 | |
| 1985 | Septien, Rafael..... | 28 | 19 | .679 | 53 | 18/9 | |
| 1986 | Septien, Rafael..... | 21 | 15 | .714 | 50 | 11/5 | |
| 1987 | Ruzek, Roger..... | 25 | 22 | .880 | 49 | 2/1 | |
| 1988 | Ruzek, Roger..... | 22 | 12 | .546 | 50 | 25/14 | |
| 1989 | Zendejas, Luis..... | 9 | 5 | .556 | 47 | DNQ | |
| 1990 | *Willis, Ken..... | 25 | 18 | .720 | 49 | 17/8 | |
| 1991 | Willis, Ken..... | 39 | 27 | .692 | 54 | 21/11 | |
| 1992 | *Elliott, Lin..... | 35 | 24 | .686 | 53 | 18/10 | |
| 1993 | Murray, Eddie..... | 33 | 28 | .848 | 52 | 5/3 | |
| 1994 | *Boniol, Chris..... | 29 | 22 | .759 | 47 | 18/6 | |
| 1995 | Boniol, Chris..... | 28 | 27 | .964 | 45 | 1/1 | |
| 1996 | Boniol, Chris..... | 36 | 32 | .889 | 52 | 1/2 | |
| 1997 | Cunningham, Richie..... | 37 | 34 | .919 | 53 | 2/1 | |

KICKOFF RETURNS

| Year | Player | No. | Yds. | Avg. | Long | NFL/NFC | |
|------|------------------------|-----|-------|------|------|---------|------|
| | | | | | | TD | Rank |
| 1960 | Dupre, L.G..... | 104 | 362 | 3.5 | 18 | 3 | 20 |
| 1960 | Franckhauser, Tom..... | 26 | 526 | 20.2 | 46 | 0 | 19 |
| 1961 | *Marsh, Amos..... | 26 | 667 | 25.7 | 79 | 0 | 13 |
| 1962 | Marsh, Amos..... | 29 | 725 | 25.0 | 101t | 1 | 10 |
| 1963 | *Stiger, Jim..... | 18 | 432 | 24.0 | 66 | 0 | 12 |
| 1964 | *Renfro, Mel..... | 40 | 1,017 | 25.4 | 65 | 0 | 7 |
| 1965 | Renfro, Mel..... | 21 | 630 | 30.0 | 100t | 1 | 4 |
| 1966 | Renfro, Mel..... | 19 | 487 | 25.6 | 87t | 1 | 9 |
| 1967 | Garrison, Walt..... | 20 | 366 | 18.3 | 36 | 0 | 23 |
| | *Rookie | | | | | | |



KICKOFF RETURNS (cont.)

| Year | Player | No. | Yds. | Avg. | Long | NFL/NFC | |
|------|--------------------|-----|-------|------|------|---------|-------|
| | | | | | | TD | Rank |
| 1968 | Baynham, Craig | 23 | 590 | 25.7 | 40 | 0 | 7 |
| 1969 | *Flowers, Richmond | 11 | 283 | 25.7 | 30 | 0 | 29 |
| 1970 | *Thomas, Duane | 19 | 416 | 21.9 | 33 | 0 | 23/10 |
| 1971 | Harris, Cliff | 29 | 823 | 28.4 | 77 | 0 | 4/4 |
| 1972 | Harris, Cliff | 26 | 615 | 23.7 | 44 | 0 | 23/11 |
| 1973 | Montgomery, Mike | 6 | 175 | 29.2 | 63 | 0 | DNQ |
| 1974 | *Morgan, Dennis | 35 | 823 | 23.5 | 43 | 0 | 21/11 |
| 1975 | Pearson, Preston | 16 | 391 | 24.4 | 42 | 0 | 13/7 |
| 1976 | *Johnson, Butch | 28 | 693 | 24.8 | 74 | 0 | 11/5 |
| 1977 | Johnson, Butch | 22 | 536 | 24.4 | 64 | 0 | 9/5 |
| 1978 | Johnson, Butch | 29 | 603 | 20.8 | 56 | 0 | 27/12 |
| 1979 | *Springs, Ron | 38 | 780 | 20.5 | 70 | 0 | 25/12 |
| 1980 | *Jones, James | 32 | 720 | 22.5 | 41 | 0 | 11/6 |
| 1981 | Jones, James | 27 | 517 | 19.1 | 33 | 0 | 36/17 |
| 1982 | Fellows, Ron | 16 | 359 | 22.4 | 35 | 0 | 16/9 |
| 1983 | Fellows, Ron | 43 | 855 | 19.9 | 53 | 0 | 26/12 |
| 1984 | Allen, Gary | 33 | 666 | 20.2 | 34 | 0 | 24/11 |
| 1985 | *Lavette, Robert | 34 | 682 | 20.1 | 34 | 0 | 27/13 |
| 1986 | Lavette, Robert | 36 | 699 | 19.4 | 37 | 0 | 27/12 |
| 1987 | Clack, Darryl | 29 | 635 | 21.9 | 48 | 0 | 9/7 |
| 1988 | Burbage, Cornell | 20 | 448 | 22.4 | 53 | 0 | 9/2 |
| 1989 | *Dixon, James | 47 | 1,181 | 25.1 | 97t | 1 | 5/2 |
| 1990 | Dixon, James | 36 | 736 | 20.4 | 47 | 0 | 13/7 |
| 1991 | Wright, Alexander | 21 | 514 | 24.5 | 102t | 1 | 3/2 |
| 1992 | Martin, Kelvin | 24 | 503 | 21.0 | 59 | 0 | 13/10 |
| 1993 | *Williams, Kevin | 31 | 689 | 22.2 | 49 | 0 | 8/6 |
| 1994 | Williams, Kevin | 43 | 1,148 | 26.7 | 87t | 1 | 4/3 |
| 1995 | Williams, Kevin | 49 | 1,108 | 22.6 | 43 | 0 | 16/6 |
| 1996 | Walker, Herschel | 27 | 779 | 28.9 | 89 | 0 | 2/2 |
| 1997 | Walker, Herschel | 50 | 1,167 | 23.3 | 49 | 0 | 16/10 |

PUNT RETURNS

| Year | Player | No. | Yds. | Avg. | Long | NFL/NFC | |
|------|-------------------|-----|------|------|------|---------|-------|
| | | | | | | TD | Rank |
| 1960 | Butler, Bill | 13 | 131 | 10.1 | 46 | 0 | 2 |
| 1961 | *Marsh, Amos | 14 | 71 | 5.1 | 19 | 0 | 14 |
| 1962 | Lockett, J.W. | 8 | 45 | 5.6 | 17 | 0 | 14 |
| 1963 | *Stiger, Jim | 14 | 141 | 10.1 | 45 | 0 | 6 |
| 1964 | *Renfro, Mel | 32 | 418 | 13.1 | 69t | 1 | 3 |
| 1965 | Renfro, Mel | 24 | 145 | 6.0 | 35 | 0 | 9 |
| 1966 | Hayes, Bob | 17 | 106 | 6.2 | 18 | 0 | 7 |
| 1967 | Hayes, Bob | 24 | 276 | 11.5 | 69t | 1 | 2 |
| 1968 | Hayes, Bob | 15 | 312 | 20.8 | 90t | 2 | 1 |
| 1969 | Hayes, Bob | 18 | 179 | 9.9 | 50 | 0 | 3 |
| 1970 | Hayes, Bob | 15 | 116 | 7.7 | 34 | 0 | 20/7 |
| 1971 | Harris, Cliff | 17 | 129 | 7.6 | 35 | 0 | 11/4 |
| 1972 | Harris, Cliff | 19 | 78 | 4.1 | 21 | 0 | 21/11 |
| 1973 | *Richards, Golden | 21 | 139 | 6.6 | 46 | 0 | 23/10 |
| 1974 | *Morgan, Dennis | 19 | 287 | 15.1 | 98t | 1 | 3/2 |
| 1975 | Richards, Golden | 28 | 288 | 10.3 | 43t | 1 | 12/5 |
| 1976 | *Johnson, Butch | 45 | 489 | 10.9 | 55 | 0 | 8/4 |
| 1977 | Johnson, Butch | 50 | 423 | 8.5 | 38 | 0 | 20/7 |
| 1978 | Johnson, Butch | 51 | 401 | 7.9 | 23 | 0 | 18/9 |
| 1979 | *Wilson, Steve | 35 | 236 | 6.8 | 13 | 0 | 20/7 |
| 1980 | *Jones, James | 54 | 548 | 10.1 | 52 | 0 | 5/4 |
| 1981 | Jones, James | 33 | 188 | 5.7 | 17 | 0 | 28/14 |
| 1982 | Fellows, Ron | 25 | 189 | 7.6 | 17 | 0 | 18/8 |
| 1983 | Hill, Rod | 30 | 232 | 7.7 | 37 | 0 | 20/10 |
| 1984 | Allen, Gary | 54 | 446 | 8.3 | 18 | 0 | 16/8 |
| 1985 | Bates, Bill | 22 | 152 | 6.9 | 21 | 0 | 20/8 |
| 1986 | Banks, Gordon | 27 | 160 | 5.9 | 20 | 0 | 22/11 |
| 1987 | *Martin, Kelvin | 22 | 216 | 9.8 | 38 | 0 | 12/7 |
| 1988 | Martin, Kelvin | 44 | 360 | 8.2 | 21 | 0 | 17/7 |
| 1989 | Shepard, Derrick | 24 | 160 | 6.7 | 17 | 0 | - |
| 1990 | Shepard, Derrick | 20 | 121 | 6.1 | 13 | 0 | 20/13 |
| 1991 | Martin, Kelvin | 21 | 244 | 11.6 | 85t | 1 | 3/3 |
| | *Rookie | | | | | | |



PUNT RETURNS (cont.)

| Year | Player | No. | Yds. | Avg. | Long | NFL/NFC | |
|------|------------------------|-----|------|------|------|---------|------|
| | | | | | | TD | Rank |
| 1992 | Martin, Kelvin | 42 | 532 | 12.7 | 79t | 2 | 2/2 |
| 1993 | *Williams, Kevin | 36 | 381 | 10.6 | 64t | 2 | 8/3 |
| 1994 | Williams, Kevin | 39 | 349 | 8.9 | 83t | 1 | 13/6 |
| 1995 | Williams, Kevin | 18 | 166 | 9.2 | 30 | 0 | DNQ |
| 1996 | Martin, Kelvin | 41 | 373 | 9.1 | 22 | 0 | 16/7 |
| 1997 | Sanders, Deion | 33 | 407 | 12.3 | 83t | 1 | 5/3 |

INTERCEPTIONS

| Year | Player | No. | Yds. | Avg. | Long | NFL/NFC | |
|------|--------------------------|-----|------|------|------|---------|-------|
| | | | | | | TD | Rank |
| 1960 | Bishop, Don | 3 | 13 | 4.3 | 13 | 0 | 25 |
| | Franckhauser, Tom | 3 | 11 | 3.7 | 9 | 0 | |
| 1961 | Bishop, Don | 8 | 172 | 21.5 | 57 | 0 | 2 |
| 1962 | Bishop, Don | 6 | 134 | 22.3 | 44 | 0 | 9 |
| 1963 | Green, Cornell | 7 | 211 | 30.1 | 55 | 0 | 6 |
| 1964 | *Renfro, Mel | 7 | 110 | 15.7 | 39t | 1 | 4 |
| 1965 | Green, Cornell | 3 | 49 | 16.3 | 43 | 0 | 27 |
| | Livingston, Warren | 3 | 5 | 1.7 | 5 | 0 | |
| | *Logan, Obert | 3 | 5 | 1.7 | 3 | 0 | |
| 1966 | Green, Cornell | 4 | 88 | 22.0 | 41 | 1 | 21 |
| 1967 | Green, Cornell | 7 | 52 | 7.4 | 28 | 0 | 7 |
| | Renfro, Mel | 7 | 38 | 5.4 | 30 | 0 | |
| 1968 | Howley, Chuck | 6 | 115 | 19.2 | 58 | 1 | 11 |
| 1969 | Renfro, Mel | 10 | 118 | 11.8 | 41 | 0 | 1 |
| 1970 | *Waters, Charlie | 5 | 45 | 9.0 | 20 | 0 | 16/9 |
| 1971 | Adderley, Herb | 6 | 182 | 30.3 | 46 | 0 | 9/4 |
| 1972 | Waters, Charlie | 6 | 132 | 22.0 | 56 | 1 | 7/3 |
| 1973 | Jordan, Lee Roy | 6 | 78 | 13.0 | 31t | 1 | 4/2 |
| 1974 | Harris, Cliff | 3 | 8 | 2.7 | 8 | 0 | 42/20 |
| 1975 | Jordan, Lee Roy | 6 | 80 | 13.3 | 38 | 0 | 7/4 |
| 1976 | Washington, Mark | 4 | 49 | 12.3 | 22 | 0 | 24/11 |
| 1977 | Harris, Cliff | 5 | 7 | 1.4 | 7 | 0 | 16/7 |
| 1978 | Barnes, Benny | 5 | 72 | 14.4 | 38 | 0 | 25/14 |
| 1979 | Hughes, Randy | 2 | 91 | 45.5 | 68 | 0 | 93/45 |
| | Harris, Cliff | 2 | 35 | 17.5 | 20 | 0 | |
| | Barnes, Benny | 2 | 20 | 10.0 | 11 | 0 | |
| | Lewis, D.D. | 2 | 8 | 4.0 | 5 | 0 | |
| | Kyle, Aaron | 2 | 0 | 0.0 | 0 | 0 | |
| 1980 | Thurman, Dennis | 5 | 114 | 22.8 | 78t | 1 | 24/10 |
| | Waters, Charlie | 5 | 78 | 15.6 | 29 | 0 | |
| 1981 | *Walls, Everson | 11 | 133 | 12.1 | 33 | 0 | 1/1 |
| 1982 | Walls, Everson | 7 | 61 | 8.7 | 37 | 0 | 1/1 |
| 1983 | Thurman, Dennis | 6 | 49 | 8.2 | 34 | 0 | 15/8 |
| 1984 | Downs, Michael | 7 | 126 | 18.0 | 27t | 1 | 4/2 |
| 1985 | Walls, Everson | 9 | 31 | 3.4 | 19 | 0 | 1/1 |
| 1986 | Downs, Michael | 6 | 54 | 9.0 | 31 | 0 | 11/7 |
| 1987 | Walls, Everson | 5 | 38 | 7.6 | 30 | 0 | 7/4 |
| 1988 | Williams, Robert | 2 | 18 | 9.0 | 12 | 0 | 81/47 |
| | Downs, Michael | 2 | 3 | 1.5 | 3 | 0 | |
| | Walls, Everson | 2 | 0 | 0.0 | 0 | 0 | |
| 1989 | Lockhart, Eugene | 2 | 14 | 7.0 | 12 | 0 | 81/41 |
| 1990 | Holt, Issiac | 3 | 72 | 24.0 | 64t | 1 | 33/17 |
| | Washington, James | 3 | 24 | 8.0 | 13 | 0 | |
| 1991 | Holt, Issiac | 4 | 2 | 0.5 | 2 | 0 | 23/13 |
| 1992 | Washington, James | 3 | 31 | 10.3 | 16 | 0 | 43/20 |
| | Gant, Kenneth | 3 | 19 | 6.3 | 11 | 0 | |
| 1993 | Smith, Kevin | 6 | 56 | 9.3 | 32t | 1 | 7/2 |
| 1994 | Woodson, Darren | 5 | 140 | 28.0 | 94t | 1 | 10/5 |
| | Washington, James | 5 | 43 | 8.6 | 25 | 0 | |
| 1995 | Brown, Larry | 6 | 124 | 20.7 | 65t | 2 | 5/4 |
| | Marion, Brock | 6 | 40 | 6.7 | 32t | 1 | |
| 1996 | Smith, Kevin | 5 | 45 | 9.0 | 24 | 0 | 11/6 |
| | Woodson, Darren | 5 | 43 | 8.6 | 21 | 0 | |
| 1997 | Sanders, Deion | 2 | 81 | 40.5 | 50t | 1 | 51/34 |
| | *Stoutmire, Omar | 2 | 8 | 4.0 | 8 | 0 | |
| | *Rookie | | | | | | |

THE RECORDS




TACKLES

| Year | Player | Solo | Assists | Total |
|------|------------------|------|---------|-------|
| 1979 | Breunig, Bob | 81 | 86 | 167 |
| 1980 | Breunig, Bob | 69 | 60 | 129 |
| 1981 | Breunig, Bob | 63 | 51 | 114 |
| 1982 | Downs, Michael | 49 | 21 | 70 |
| 1983 | Breunig, Bob | 69 | 57 | 126 |
| 1984 | Downs, Michael | 96 | 40 | 136 |
| 1985 | Lockhart, Eugene | 69 | 59 | 128 |
| 1986 | Lockhart, Eugene | 77 | 44 | 121 |
| 1987 | Downs, Michael | 58 | 28 | 86 |
| 1988 | Bates, Bill | 85 | 39 | 124 |
| 1989 | Lockhart, Eugene | 154 | 68 | 222 |
| 1990 | Lockhart, Eugene | 72 | 67 | 139 |
| 1991 | Del Rio, Jack | 77 | 53 | 130 |
| 1992 | Norton, Ken | 64 | 56 | 120 |
| 1993 | Norton, Ken | 93 | 66 | 159 |
| 1994 | Jones, Robert | 83 | 79 | 162 |
| 1995 | Woodson, Darren | 90 | 54 | 144 |
| 1996 | Strickland, Fred | 87 | 66 | 153 |
| 1997 | Marion, Brock | 92 | 66 | 158 |

SACKS

| Year | Player | Sacks |
|------|----------------|-------|
| 1960 | Gonzaga, John | 2.0 |
| 1961 | Borden Nate | 3.0 |
| | Howley, Chuck | 3.0 |
| | Lilly, Bob | 3.0 |
| 1962 | Lilly, Bob | 10.0 |
| 1963 | Lilly, Bob | 5.0 |
| 1964 | Andrie, George | 12.5 |
| 1965 | Andrie, George | 14.5 |
| 1966 | Andrie, George | 18.5 |
| 1967 | Andrie, George | 11.5 |
| 1968 | Pugh, Jethro | 15.5 |
| 1969 | Pugh, Jethro | 13.0 |
| 1970 | Pugh, Jethro | 13.5 |
| 1971 | Pugh, Jethro | 13.0 |
| 1972 | Pugh, Jethro | 7.5 |
| 1973 | Toomay, Pat | 10.5 |
| 1974 | Martin, Harvey | 7.5 |
| 1975 | Martin, Harvey | 9.5 |
| 1976 | Martin, Harvey | 14.5 |
| 1977 | Martin, Harvey | 20.0 |
| 1978 | White, Randy | 16.0 |
| 1979 | Martin, Harvey | 8.5 |
| 1980 | Martin, Harvey | 12.0 |
| 1981 | Jones, Ed | 9.5 |
| 1982 | Martin, Harvey | 8.0 |
| 1983 | White, Randy | 12.5 |
| 1984 | White, Randy | 12.5 |
| 1985 | Jones, Ed | 13.0 |
| 1986 | Jeffcoat, Jeff | 14.0 |
| 1987 | Jones, Ed | 10.0 |
| 1988 | Cobb, Reggie | 7.5 |
| | Noonan, Danny | 7.5 |
| 1989 | Jeffcoat, Jim | 11.5 |
| 1990 | Stubbs, Daniel | 7.5 |
| | Jones, Jimmie | 7.5 |
| 1991 | Tolbert, Tony | 7.0 |
| 1992 | Jeffcoat, Jim | 10.5 |
| 1993 | Tolbert, Tony | 7.5 |
| 1994 | Haley, Charles | 12.5 |
| 1995 | Haley, Charles | 10.5 |
| 1996 | Tolbert, Tony | 12.0 |
| 1997 | Carver, Shante | 6.0 |

*Rookie



Linebacker Randall Godfrey (56)

Records

Temperature at Kickoff

COWBOYS WARMEST GAMES

| DATE | TEAM | W/L | SCORE | TEMP. |
|---------|--------------|-----|-------|-------|
| 9/7/97 | @ Arizona | L | 22-25 | 101° |
| 9/20/92 | Phoenix | W | 31-20 | 99° |
| 9/13/81 | St. Louis | W | 30-17 | 98° |
| 9/12/88 | @ Phoenix | W | 17-14 | 98° |
| 9/12/93 | Buffalo | L | 10-13 | 97° |
| 9/16/90 | N.Y. Giants | L | 7-28 | 96° |
| 9/21/80 | Tampa Bay | W | 28-17 | 95° |
| 9/15/97 | Philadelphia | W | 21-20 | 95° |
| 10/1/89 | N.Y. Giants | L | 13-30 | 94° |
| 9/28/97 | Chicago | W | 27-3 | 94° |

Playoffs

| | | | | |
|----------|-------------|---|-------|-----|
| 1/14/96 | Green Bay | W | 38-27 | 72° |
| 12/19/76 | L.A. Rams | L | 12-14 | 71° |
| 1/21/79 | *Pittsburgh | L | 31-35 | 71° |
| 1/17/71 | *Baltimore | L | 13-16 | 70° |

*@ Miami

COWBOYS COLDEST GAMES

| DATE | TEAM | W/L | SCORE | TEMP. |
|----------|-------------|-----|-------|-------|
| 12/15/63 | @ St. Louis | W | 28-24 | 16° |
| 12/6/92 | @ Denver | W | 31-27 | 19° |
| 12/10/95 | @ Phila. | L | 17-20 | 19° |
| 12/16/89 | @ N.Y. Gia. | L | 0-15 | 20° |
| 12/15/68 | @ N.Y. Gia. | W | 28-10 | 21° |
| 12/11/60 | @ Detroit | L | 14-23 | 22° |
| 12/16/73 | @ St. Louis | W | 30-3 | 22° |
| 11/23/97 | @ Green Bay | L | 17-45 | 22° |
| 12/19/81 | @ N.Y. Gia. | L | 10-13 | 25° |
| 12/9/61 | @ St. Louis | L | 20-52 | 26° |
| 12/21/75 | @ N.Y. Jets | W | 31-21 | 28° |

Coldest regular season home game:

| | | | | |
|----------|-------|---|-------|-----|
| 11/25/93 | Miami | L | 14-16 | 32° |
|----------|-------|---|-------|-----|

Playoffs

| | | | | |
|----------|-------------|---|-------|------|
| 12/31/67 | @ Green Bay | L | 17-21 | -13° |
| 1/11/81 | @ Phila. | L | 7-20 | 16° |
| 1/7/96 | Phila. | W | 30-11 | 26° |
| 12/28/75 | @ Minnesota | W | 17-14 | 27° |
| 12/26/83 | L.A. Rams | L | 17-27 | 27° |



Cowboys Individual Records

1960 — 12 games; 1961-77 — 14 games; 1978-97 — 16 games.

NOTE: The 1982 regular season was reduced to nine games and the 1987 season to 15 games due to players' strikes.

SERVICE

Most Seasons

- 15 Ed Jones, 1974-78, 1980-89
- 15 Bill Bates, 1983-97
- 15 Mark Tuinei, 1983-97
- 14 Bob Lilly, 1961-74
- 14 Lee Roy Jordan, 1963-76
- 14 Jethro Pugh, 1965-78
- 14 Randy White, 1975-88
- 14 Tom Rafferty, 1976-89

Most Games Played

- 224 Ed Jones, 1974-78, 1980-89
- 217 Bill Bates, 1983-97
- 209 Randy White, 1975-88

Most Consecutive Games Played

- 196 Bob Lilly, 1961-74
- 168 Cornell Green, 1962-74
- 167 Tom Rafferty, 1976-87

Most Games Started

- 203 Ed Jones, 1974-78, 1980-89
- 194 Bob Lilly, 1961-74
- 183 Tom Rafferty, 1976-89

Most Consecutive Games Started

- 154 Lee Roy Jordan, 1966-76
- 145 Cornell Green, 1964-74
- 135 Bob Lilly, 1965-74
- 135 D.D. Lewis, 1972-81

SCORING

Most Seasons Leading Team

- 9 Rafael Septien, 1978-86
- 4 Mike Clark, 1968-71
- 3 Roger Ruzek, 1987-89

Most Consecutive Seasons Leading Team

- 9 Rafael Septien, 1978-86
- 4 Mike Clark, 1968-71
- 3 Roger Ruzek, 1987-89

POINTS

Career

- 874 Rafael Septien, 1978-86 (388-pat, 162-fg)
- 716 Emmitt Smith, 1990-97 (119-td, 1-2pt)
- 516 Tony Dorsett, 1977-87 (86-td)

Season

- 150 Emmitt Smith, 1995 (25-td)
- 132 Emmitt Smith, 1994 (22-td)
- 127 Chris Boniol, 1995 (46-pat, 27-fg)

Most Seasons, 100 or More Points

- 3 Rafael Septien, 1981, 1983-84
- 3 Emmitt Smith, 1992, 1994-95
- 3 Chris Boniol, 1994-96
- 2 Mike Clark, 1968-69

Season, Rookie

- 119 Lin Elliott, 1992 (47-pat, 24-fg)
- 114 Chris Boniol, 1994 (48-pat, 22-fg)
- 80 Ken Willis, 1990 (26-pat, 18-fg)

Game

- 24 Dan Reeves, vs. Atl., 11/5/67 (4 TDs)
- 24 Bob Hayes, vs. Hou., 12/20/70 (4 TDs)
- 24 Calvin Hill, @ Buf., 9/19/71 (4 TDs)
- 24 Duane Thomas, vs. StL., 12/18/71 (4 TDs)
- 24 Emmitt Smith, vs. Pho., 12/16/90 (4 TDs)
- 24 Emmitt Smith @ Gia., 9/4/95 (4 TDs)

Game, Opponent

- 24 Dick James, @ Wash., 12/17/61
- 24 Harold Jackson, @ Rams, 10/14/73
- 24 Sterling Sharpe, vs. G.B., 11/24/94

Most Consecutive Games Scoring

- 111 Rafael Septien, 1978-85
- 48 Chris Boniol, 1994-96
- 36 Mike Clark, 1968-70

TOUCHDOWNS

Most Seasons Leading Team

- 7 Tony Dorsett, 1977-78, 1980, 1982-85
- 7 Emmitt Smith, 1990-96
- 4 Bob Hayes, 1965, 1967-68, 1970
- 4 Herschel Walker, 1986-89

Most Consecutive Seasons Leading Team

- 7 Emmitt Smith, 1990-96
- 4 Tony Dorsett, 1982-85
- 4 Herschel Walker, 1986-89

Career

- 119 Emmitt Smith, 1990-97 (112-r, 7-p)
- 86 Tony Dorsett, 1977-87 (72-r, 13-p, 1-ret.)
- 76 Bob Hayes, 1965-74 (2-r, 71-p, 3-ret.)

Season

- 25 Emmitt Smith, 1995 (25-r)
- 22 Emmitt Smith, 1994 (21-r, 1-p)
- 19 Emmitt Smith, 1992 (18-r, 1p)

Season, Rookie

- 13 Bob Hayes, 1965 (1-r, 12-p)
- 13 Tony Dorsett, 1977 (12-r, 1-p)
- 11 Emmitt Smith, 1990 (11-r)

Game

- 4 Dan Reeves, vs. Atl., 11/5/67 (2-r, 2-p)
- 4 Bob Hayes, vs. Hou., 12/20/70 (4-p)
- 4 Calvin Hill, @ Buf., 9/19/71 (4-r)
- 4 Duane Thomas, vs. StL., 12/18/71 (3-r, 1-p)
- 4 Emmitt Smith, vs. Pho., 12/16/90 (4-r)
- 4 Emmitt Smith, @ Gia., 9/4/95 (4-r)

Game, Opponent

- 4 Dick James, @ Wash., 12/17/61 (3-r, 1-p)
- 4 Harold Jackson, @ Rams, 10/14/73 (4-p)
- 4 Sterling Sharpe, vs. G.B., 11/24/94 (4-p)

Most Consecutive Games Scoring Touchdown

- 11 Emmitt Smith, 1994-95
- 11 Emmitt Smith, 1995
- 9 Emmitt Smith, 1993-94

POINTS AFTER TOUCHDOWN

Most Attempted, Career

- 398 Rafael Septien, 1978-86
- 182 Mike Clark, 1968-71, 1973
- 128 Danny Villanueva, 1965-67

Most Attempted, Season

- 60 Rafael Septien, 1980
- 59 Rafael Septien, 1983
- 56 Danny Villanueva, 1966

Most Attempted, Game

- 8 Danny Villanueva, vs. Phil., 10/19/66
- 8 Mike Clark, vs. Det., 9/15/68
- 8 Rafael Septien, vs. S.F., 10/12/80

Most Attempted, Game, Opponent

- 7 Gerry Perry, @ St. L., 12/9/62
- 6 Nine times, last by Ryan Longwell, @ G.B., 11/23/97

Most Made, Career

- 388 Rafael Septien, 1978-86
- 180 Mike Clark, 1968-71, 1973
- 125 Danny Villanueva, 1965-67

Most Made, Season

- 59 Rafael Septien, 1980
- 57 Rafael Septien, 1983
- 56 Danny Villanueva, 1966

Most Made, Game

- 8 Rafael Septien, vs. S.F., 10/12/80
- 8 Mike Clark, vs. Det., 9/15/68
- 8 Danny Villanueva, vs. Phil., 10/19/66

Most Made, Game, Opponent

- 7 Gerry Perry, @ St. L., 12/9/62
- 6 Nine times, last by Ryan Longwell, @ G.B., 11/23/97

Most Consecutive Made

- 100 Danny Villanueva, 1965-67
- 99 Mike Clark, 1969-1971
- 88 Rafael Septien, 1980-83

Highest Percentage Made, Career (200 made)

- 97.5 Rafael Septien (398-388)



Most Made, No Misses, Season

- 56 Danny Villanueva, 1966
- 54 Mike Clark, 1968
- 48 Chris Boniol, 1994

FIELD GOALS

Most Attempted, Career

- 226 Rafael Septien, 1978-88
- 119 Mike Clark, 1968-71, 1973
- 107 Toni Fritsch, 1971-73, 1975

Most Attempted, Season

- 39 Ken Willis, 1991
- 37 Richie Cunningham, 1997
- 36 Toni Fritsch, 1972
- 36 Mike Clark, 1969
- 36 Chris Boniol, 1996

Most Attempted, Game

- 7 Mike Clark, @ Chi., 11/24/68
- 7 Chris Boniol, vs. G.B., 11/18/96
- 6 Toni Fritsch, vs. Rams, 9/21/75
- 6 Richie Cunningham, @ Arizona, 9/7/97

Most Attempted, Opponent, Game

- 7 Sam Baker, @ Phil., 12/5/65
- 6 Tommy Davis, vs. S.F., 11/20/60
- 6 Chester Marcol, @ G.B., 10/11/72

Most Made, Career

- 162 Rafael Septien, 1978-88
- 81 Chris Boniol, 1994-96
- 69 Mike Clark, 1968-71, 1973

Most Made, Season

- 34 Richie Cunningham, 1997
- 32 Chris Boniol, 1996
- 28 Eddie Murray, 1993

Most Made, Season, Rookie

- 24 Lin Elliott, 1992
- 22 Chris Boniol, 1994
- 18 Ken Willis, 1990

Most Made, Game

- 7 Chris Boniol, vs. G.B., 11/18/96
- 5 Roger Ruzek, @ Rams, 12/21/87
- 5 Eddie Murray, vs. G.B., 10/3/93
- 5 Chris Boniol, vs. Gia., 12/17/95
- 5 Richie Cunningham, @ Arizona, 9/7/97

Most Made, Opponent, Game

- 5 Morten Andersen, vs. Atl., 10/20/96
- 4 Many times, last by Cary Blanchard, vs. Ind., 9/15/96

Most Made, No Misses, Game

- 7 Chris Boniol, vs. G.B., 11/18/96
- 5 Roger Ruzek, @ Rams, 12/21/87
- 5 Eddie Murray, vs. G.B., 10/3/93
- 5 Chris Boniol, vs. Gia., 12/17/95
- 5 Richie Cunningham, vs. Philadelphia, 9/15/97

Most Made, One Half

- 5 Chris Boniol, vs. G.B., 11/18/96
- 4 Roger Ruzek, vs. Gia., 11/2/87
- 4 Richie Cunningham, @ Arizona, 9/7/97

Most Made, One Quarter

- 4 Roger Ruzek, vs. Gia., 11/2/87

Most Consecutive Field Goals Made

- 27 Chris Boniol, 1996
- 26 Chris Boniol, 1995-96
- 18 Richie Cunningham, 1997

Most Consecutive Games Made

- 12 Richie Cunningham, 1997
- 11 Lin Elliott, 1992-93
- 11 Chris Boniol, 1995-96
- 10 Mike Clark, 1969-70
- 10 Toni Fritsch, 1972-73
- 10 Toni Fritsch, 1975

Longest Field Goal

- 54 Toni Fritsch, @ Gia., 9/24/72
- 54 Ken Willis, @ Cle., 9/1/91
- 53 7 times, last by Richie Cunningham, @ Pitt., 8/31/97

Longest Field Goal, Opponent

- 59 Tony Franklin, vs. Phil., 11/12/79
- 55 Fred Steinfort, @ Den., 9/14/80
- 55 Chip Lohmiller, @ Wash., 9/23/90

Most Made, 50 or More Yards, Career

- 8 Rafael Septien, 1978-86
- 4 Ken Willis, 1990-91

Most Made, 50 or More Yards, Season

- 4 Ken Willis, 1991
- 3 Lin Elliott, 1992
- 3 Eddie Murray, 1993

Most Made, 50 or More Yards, Game

- 2 Eddie Murray, @ Minn., 12/12/93

Highest Field Goal Percentage, Career (100 made)

- 71.7 Rafael Septien, 1978-86 (226-162)

Highest Field Goal Percentage, Season (Qualifiers)

- 96.4 Chris Boniol, 1995 (27-28)
- 91.9 Richie Cunningham, 1997 (34-37)
- 88.9 Chris Boniol, 1996 (32-36)

Highest Field Goal Percentage, Season, Rookie (Qualifiers)

- 75.9 Chris Boniol, 1994 (22-29)
- 72.0 Ken Willis, 1990 (18-25)
- 68.6 Lin Elliott, 1992 (24-35)

SAFETIES

Most, Career

- 2 Jethro Pugh, 1965-78
- 2 Benny Barnes, 1972-82
- 2 Harvey Martin, 1973-83

Most, Season

- 2 Benny Barnes, 1973

Most, Game

- 1 By many, last by Issiac Holt, vs. Wash., 9/7/92

RUSHING

Most Seasons Leading Team

- 10 Tony Dorsett, 1977-86
- 8 Emmitt Smith, 1990-97
- 7 Don Perkins, 1961-65, 1967-68

Most Consecutive Seasons Leading Team

- 10 Tony Dorsett, 1977-86
- 8 Emmitt Smith, 1990-97
- 5 Don Perkins, 1961-65

Most Consecutive Games Leading Team

- 41 Emmitt Smith, 1994-96
- 32 Emmitt Smith, 1990-92
- 26 Herschel Walker, 1987-88

ATTEMPTS

Career

- 2,755 Tony Dorsett, 1977-87
- 2,595 Emmitt Smith, 1990-97
- 1,500 Don Perkins, 1961-68

Season

- 377 Emmitt Smith, 1995
- 373 Emmitt Smith, 1992
- 368 Emmitt Smith, 1994

Season, Rookie

- 241 Emmitt Smith, 1990
- 208 Tony Dorsett, 1977
- 204 Calvin Hill, 1969

Game

- 35 Emmitt Smith, vs. N.Y. Giants, 11/7/94
- 34 Emmitt Smith, @ Wash., 11/24/91
- 32 7 times, last by Emmitt Smith, vs. G.B., 11/24/94

Game Opponent

- 40 Barry Sanders, vs. Detroit, 9/19/94
- 38 Walter Payton, Chi., 11/26/81
- 34 Rodney Hampton, vs. Gia., 12/17/95
- 34 Eddie George, vs. Tenn., 11/27/97
- 34 Fred Lane, vs. Carolina, 12/8/97

YARDS GAINED

Career

- 12,036 Tony Dorsett, 1977-87
- 11,234 Emmitt Smith, 1990-97
- 6,217 Don Perkins, 1961-68

Season

- 1,773 Emmitt Smith, 1995
- 1,713 Emmitt Smith, 1992
- 1,646 Tony Dorsett, 1981
- 1,563 Emmitt Smith, 1991
- 1,514 Herschel Walker, 1988

Season, Rookie

- 1,007 Tony Dorsett, 1977
- 942 Calvin Hill, 1969
- 937 Emmitt Smith, 1990

**Game**

- 237 Emmitt Smith, @ Phil., 10/31/93
- 206 Tony Dorsett, vs. Phil., 12/4/77
- 183 Tony Dorsett, @ Gia., 11/9/80

Game, Rookie

- 206 Tony Dorsett, vs. Phil., 12/4/77
- 150 Calvin Hill, @ Wash., 11/16/69
- 141 Tony Dorsett, @ StL., 10/9/77

Game, Opponent

- 232 Jim Brown, vs. Clev., 9/22/63
- 206 Greg Bell, @ Buf., 11/18/84
- 195 Earl Campbell, vs. Hou., 11/22/79

Longest Run (All TDs)

- 99 Tony Dorsett, @ Minn., 1/3/83
- 84 Herschel Walker, vs. Phil., 12/14/86
- 84 Tony Dorsett, vs. Phil., 12/4/77

Longest Run, Opponent (All TDs)

- 85 Greg Bell, @ Buf., 11/18/84
- 77 Keith Byars, vs. Mia., 11/25/93
- 76 O.J. Anderson, @ StL., 9/2/79

Most Seasons, 1,000 or More Yards

- 8 Tony Dorsett, 1977-81, 1983-85
- 7 Emmitt Smith, 1991-97
- 2 Calvin Hill, 1972-73

Most Consecutive Seasons, 1,000 or More Yards

- 7 Emmitt Smith, 1991-97
- 5 Tony Dorsett, 1977-81
- 3 Tony Dorsett, 1983-85

Most Games, 100 or More Yards, Career

- 48 Emmitt Smith, 1990-97
- 43 Tony Dorsett, 1977-87
- 16 Calvin Hill, 1969-74

Most Games, 100 or More Yards, Season

- 11 Emmitt Smith, 1995
- 9 Tony Dorsett, 1981
- 8 Tony Dorsett, 1983
- 8 Emmitt Smith, 1991

Most Consecutive Games, 100 or More Yards

- 4 Tony Dorsett, 1979
- 4 Emmitt Smith, 1995
- 4 Emmitt Smith, 1995
- 3 Tony Dorsett, 1981
- 3 Tony Dorsett, 1983
- 3 Emmitt Smith, 1991

AVERAGE GAIN**Career (750 att.)**

- 4.37 Tony Dorsett, 1977-87 (2,755-12,036)
- 4.32 Emmitt Smith, 1990-97 (2,595-11,234)
- 4.32 Walt Garrison, 1966-74 (899-3,886)

Season (Qualifiers)

- 5.57 Amos Marsh, 1962 (144-802)
- 5.32 Duane Thomas, 1970 (151-803)
- 5.25 Emmitt Smith, 1993 (283-1,486)

Game (10 att.)

- 12.1 Walt Garrison, vs. Wash., 12/9/72 (10-121)
- 10.9 Amos Marsh, @ Wash., 11/4/62 (10-109)
- 10.8 Dan Reeves, vs. Wash., 12/11/66 (10-108)

TOUCHDOWNS**Most Seasons Leading Team**

- 8 Emmitt Smith, 1990-97
- 7 Tony Dorsett, 1977, 1979-80, 1982-85
- 6 Don Perkins, 1961-64, 1966-67

Most Consecutive Seasons Leading Team

- 8 Emmitt Smith, 1990-97
- 4 Don Perkins, 1961-64
- 4 Tony Dorsett, 1982-85
- 4 Herschel Walker, 1986-89

Career

- 112 Emmitt Smith, 1990-97
- 72 Tony Dorsett, 1977-87
- 42 Don Perkins, 1961-88

Season

- 25 Emmitt Smith, 1995
- 21 Emmitt Smith, 1994
- 18 Emmitt Smith, 1992

Season, Rookie

- 12 Tony Dorsett, 1977
- 11 Emmitt Smith, 1990

Game

- 4 Calvin Hill, @ Buf., 9/19/71
- 4 Emmitt Smith, vs. Pho., 12/16/90
- 4 Emmitt Smith, @ Gia., 9/4/95

Game, Opponent

- 3 Jim Taylor, @ G.B., 11/13/60
- 3 Dick James, vs. Wash., 12/17/61
- 3 Cleveland Gary, @ Rams, 11/18/90
- 3 Terry Allen, @ Was., 12/22/96

Most Consecutive Games Rushing for Touchdown

- 11 Emmitt Smith, 1994-95
- 11 Emmitt Smith, 1995
- 7 Emmitt Smith, 1994

PASSING**Most Seasons Leading Team**

- 9 Troy Aikman, 1989-97
- 8 Roger Staubach, 1971, 1973-79
- 7 Danny White, 1980-85, 1987

Most Consecutive Seasons Leading Team

- 9 Troy Aikman, 1989-97
- 7 Roger Staubach, 1973-79
- 6 Don Meredith, 1963-68
- 6 Danny White, 1980-85

RATING**Highest, Career (1,500 att.)**

- 83.42 Roger Staubach, 1969-79
- 82.32 Troy Aikman, 1989-97
- 81.71 Danny White, 1976-88

Highest, Season (Qualifiers)

- 104.8 Roger Staubach, 1971
- 99.0 Troy Aikman, 1993
- 94.6 Roger Staubach, 1973

Highest, Rookie, Season (Qualifiers)

- 55.7 Troy Aikman, 1989

ATTEMPTS**Career**

- 3,696 Troy Aikman, 1989-97
- 2,958 Roger Staubach, 1969-79
- 2,950 Danny White, 1976-88

Season

- 533 Danny White, 1983
- 518 Troy Aikman, 1997
- 473 Troy Aikman, 1992

Season, Rookie

- 293 Troy Aikman, 1989
- 219 Steve Walsh, 1969
- 68 Don Meredith, 1960

Game

- 53 Troy Aikman, @ Cin., 12/14/97
- 52 Troy Aikman, @ N.Y. Gia., 10/5/97
- 49 Roger Staubach, @ Phil., 10/26/75
- 49 Gary Hogeboom, @ S.F., 12/22/85
- 49 Danny White, @ Wash., 12/13/87
- 49 Steve Walsh, vs. Phoec., 10/29/89

Game, Opponent

- 56 Warren Moon, @ Hou., 11/10/91
- 54 Neil Lomax, vs. StL., 12/27/87
- 54 Mark Rypien, vs. Wash., 11/22/90

COMPLETIONS**Career**

- 2,292 Troy Aikman, 1989-97
- 1,761 Danny White, 1976-88
- 1,685 Roger Staubach, 1969-79

Season

- 334 Danny White, 1983
- 302 Troy Aikman, 1992
- 296 Troy Aikman, 1996

Season, Rookie

- 155 Troy Aikman, 1989
- 110 Steve Walsh, 1969
- 29 Don Meredith, 1960

Game

- 34 Troy Aikman, @ N.Y. Gia., 10/5/97
- 33 Gary Hogeboom, @ Rams, 9/3/84
- 33 Troy Aikman, @ Mia., 10/27/96

Game, Opponent

- 41 Warren Moon, @ Hou., 11/10/91
- 30 Wade Wilson, @ Atl., 12/21/92
- 29 Randall Cunningham, @ Phil., 12/4/94

Consecutive Passes Completed

- 14 Steve Pelluer, vs. Sea., 11/27/86
- 13 Troy Aikman, @ Atl., 12/21/92
- 13 Troy Aikman, @ Oak., 11/19/95
- 12 Roger Staubach, vs. Balt., (11), 9/4/78; vs. Gia. (1), 9/10/78
- 12 Danny White, @ Phil., 11/6/83
- 12 Troy Aikman, @ G.B., 10/6/91



COMPLETION PERCENTAGE

Career (1,500 att.)

- 62.0 Troy Aikman, 1989-97 (3,646-2,292)
- 59.7 Danny White, 1976-88 (2,950-1,761)
- 57.0 Roger Staubach, 1969-79 (2,958-1,685)

Season (Qualifiers)

- 69.1 Troy Aikman, 1993 (271-392)
- 65.3 Troy Aikman, 1991 (363-237)
- 64.8 Troy Aikman, 1995 (432-280)

Season, Rookie (Qualifiers)

- 52.9 Troy Aikman, 1989 (293-155)

Game (20 attempts)

- 87.5 Danny White, @ Phil., 11/6/83 (24-21)
- 85.7 Troy Aikman, @ Atl., 12/21/92 (21-18)
- 80.8 Troy Aikman, @ Gia., 9/30/90 (26-21)

YARDS GAINED

Career

- 26,016 Troy Aikman, 1989-97
- 22,700 Roger Staubach, 1969-79
- 21,959 Danny White, 1976-88

Season

- 3,980 Danny White, 1983
- 3,586 Roger Staubach, 1979
- 3,445 Troy Aikman, 1992

Season, Rookie

- 1,749 Troy Aikman, 1989
- 1,371 Steve Walsh, 1989

Game

- 460 Don Meredith, @ S.F., 11/10/63
- 406 Don Meredith, @ Wash., 11/13/66
- 394 Don Meredith, @ Phil., 11/6/66

Game, Rookie

- 379 Troy Aikman, @ Pho., 11/12/89
- 294 Steve Walsh, vs. S.F., 10/15/89
- 264 Steve Walsh, vs. Pho., 10/29/89

Game, Opponent

- 466 Bill Wade, vs. Chi., 11/18/62
- 432 Phil Simms, @ Gia., 10/6/85
- 432 Warren Moon, @ Hou., 11/10/91

Most Seasons, 3,000 or More Passing Yards

- 5 Troy Aikman, 1992-93, 1995-97
- 4 Danny White, 1980-81, 1983, 1985
- 2 Roger Staubach, 1978-79

Most Games, 300 or More Passing Yards, Career

- 10 Danny White, 1976-88
- 10 Troy Aikman, 1989-97
- 7 Don Meredith, 1960-68

Most Games, 300 or More Passing Yards, Season

- 3 Don Meredith, 1966
- 3 Roger Staubach, 1979
- 3 Danny White, 1983

Most Consecutive Games, 300 or More Passing Yards

- 2 Don Meredith, 1963

Longest Pass Completion (All TDs except as noted)

- 95 Don Meredith, (to Hayes), vs. Wash., 11/13/66
- 91 Roger Staubach, (to Dorsett), vs. Balt., 9/4/78
- 90 Troy Aikman, (to Harper), @ S.F., 11/13/94 (no TD)

Longest Pass Completion, Opponent (All TDs)

- 94 Norm Snead (to Rich Houston), @ Gia., 9/24/72
- 88 Sonny Jurgensen (to Charley Taylor), @ Wash., 11/16/69
- 86 Charlie Johnson (to Sonny Randle), vs. St.L., 10/28/62

AVERAGE GAIN

Career (1,500 att.)

- 7.67 Roger Staubach, 1969-79 (1,685-22,700)
- 7.45 Don Meredith, 1960-68 (2,308-17,199)
- 7.44 Danny White, 1976-88 (1,761-21,959)

Season (Qualifiers)

- 8.92 Roger Staubach, 1971 (211-1,882)
- 8.79 Craig Morton, 1970 (207-1,819)
- 8.67 Craig Morton, 1969 (302-2,619)

Game (20 att.)

- 15.15 Don Meredith, vs. Phil., 10/9/66 (26-394)
- 14.92 Don Meredith, vs. Gia., 9/18/66 (24-358)
- 14.00 Don Meredith, @ Wash., 11/13/66 (29-406)

TOUCHDOWNS

Career

- 155 Danny White, 1976-88
- 153 Roger Staubach, 1969-79
- 135 Don Meredith, 1960-68

Season

- 29 Danny White, 1983
- 28 Danny White, 1980
- 27 Roger Staubach, 1979

Season, Rookie

- 9 Troy Aikman, 1969
- 5 Steve Walsh, 1989

Game

- 5 Eddie LeBaron, @ Pitt., 10/21/62
- 5 Don Meredith, vs. Gia., 9/18/66
- 5 Don Meredith, vs. Phil., 10/9/66
- 5 Don Meredith, vs. Phil., 9/29/68
- 5 Craig Morton, vs. Phil., 10/19/69
- 5 Craig Morton, vs. Hou., 12/20/70
- 5 Danny White, @ Gia., 10/20/83

Game, Rookie

- 4 Troy Aikman, vs. Rams, 12/3/89

Game, Opponent

- 6 Y.A. Tittle, @ Gia., 12/16/62
- 5 Charley Johnson, @ St.L., 12/9/62
- 5 Bill Nelsen, @ Cle., 11/2/69

Most Games, Four or More Touchdown Passes, Career

- 8 Danny White, 1976-88
- 6 Don Meredith, 1960-68

Most Games, Four or More Touchdown Passes, Season

- 3 Don Meredith, 1966
- 2 Danny White, 1980

Most Consecutive Games, Four or More Touchdown Passes

- 1 By many, last by Troy Aikman, @ Pitt., 8/31/97

Most Consecutive Games, Touchdown Pass

- 16 Troy Aikman, 1993-94
- 12 Don Meredith, 1965-66
- 12 Roger Staubach, 1977-78

HAD INTERCEPTED

Career

- 132 Danny White, 1976-88
- 111 Don Meredith, 1960-68
- 110 Troy Aikman, 1989-97

Season

- 25 Eddie LeBaron, 1960
- 25 Danny White, 1980
- 23 Danny White, 1983

Game

- 5 Eddie LeBaron, vs. Phil., 9/30/60
- 5 Eddie LeBaron, vs. St.L., 11/5/61
- 5 Danny White, @ Gia., 11/9/80
- 5 Steve Peiluer, vs. Rai., 11/9/86

Game, Opponent

- 6 Pete Liske, @ Phil., 9/26/71

Most Consecutive Passes Attempted, None Intercepted

- 184 Troy Aikman, 1995
- 156 Don Meredith, 1965-66
- 151 Troy Aikman, 1993

Most Attempts, No Interceptions, Game

- 47 Danny White, @ S.D., 11/13/83
- 45 Troy Aikman, vs. Wash., 11/16/97
- 42 Troy Aikman, vs. Wash., 9/9/91

Most Attempts, No Interceptions, Game, Opponent

- 56 Warren Moon, @ Hou., 11/10/91
- 47 Kent Graham, @ Ariz., 9/7/97
- 46 Fran Tarkenton, vs. Gia., 10/11/71
- 46 Sonny Jurgensen, @ Wash., 11/13/66

LOWEST PERCENTAGE PASSES INTERCEPTED

Career (1,500 att.)

- 2.98 Troy Aikman, 1989-97 (3,696-110)
- 3.70 Roger Staubach, 1969-79 (2,958-109)
- 4.47 Danny White, 1976-88 (2,950-132)

Season (Qualifiers)

- 1.53 Troy Aikman, 1993 (392-6)
- 1.62 Troy Aikman, 1995 (432-7)
- 1.90 Roger Staubach, 1971 (211-4)

**Season, Rookie (Qualifiers)**

6.14 Troy Aikman, 1989 (293-18)

TIMES SACKED**Career**311 Roger Staubach, 1969-79
251 Don Meredith, 1960-68
242 Danny White, 1976-88**Season**58 Don Meredith, 1964
47 Steve Pelluer, 1986
44 Danny White, 1987**Game**11 Steve Pelluer, @ S.D., 11/16/86
11 Troy Aikman, vs. Phil., 9/15/91
9 Craig Morton, @ G.B., 10/24/65**Game, Opponent**12 Warren Moon, @ Hou., 9/29/85
11 Greg Landry, vs. Det., 10/6/75
11 David Norrie, @ Jets, 10/4/87**Highest Attempts/Sack Ratio, Career (1,500 att.)**18.0 Troy Aikman, 1989-97 (3,914-218)
13.2 Danny White, 1976-88 (3,192-242)
10.5 Roger Staubach, 1969-79 (3,269-311)**Highest Attempts/Sack Ratio, Season (Qualifiers)**31.86 Troy Aikman, 1995 (446-14)
26.83 Troy Aikman, 1996 (483-18)
26.79 Troy Aikman, 1994 (375-14)**PASS RECEIVING****RECEPTIONS****Most Seasons Leading Team**7 Michael Irvin, 1991-97
5 Drew Pearson, 1974-78
5 Tony Hill, 1979-82, 1985**Most Consecutive Seasons Leading Team**7 Michael Irvin, 1991-97
5 Drew Pearson, 1974-78
3 Lance Rentzel, 1967-69
3 Tony Hill, 1979-81**Most Consecutive Games Leading or Tied Team Lead**8 Michael Irvin, 1991-92
6 Lance Rentzel, 1968-69
6 Bob Hayes, 1966-67
6 Billy Howton, 1961-62**Career**666 Michael Irvin, 1988-97
489 Drew Pearson, 1973-83
479 Tony Hill, 1977-86**Season**111 Michael Irvin, 1995
93 Michael Irvin, 1991
88 Michael Irvin, 1993**Season, Rookie**46 Bob Hayes, 1965
41 Mike Sherrard, 1986
32 Don Perkins, 1961
32 Michael Irvin, 1988**Game**13 Lance Rentzel, vs. Wash., 11/19/67
12 Emmitt Smith, @ Phoe., 11/22/92
12 Michael Irvin, vs. S.F., 10/17/93
12 Michael Irvin, @ Mia., 10/27/96**Game, Rookie**8 Bob Hayes, vs. Phil., 10/10/65
7 Drew Pearson, vs. Mia., 11/22/73
7 Karl Powe, @ S.F., 12/22/85**Game, Opponent**12 J.R. Wilburn, @ Pitt., 10/22/67
12 Jerry Rice, vs. S.F., 11/11/90
12 Tim Brown, @ Oak., 11/19/95
12 Larry Centers, @ Ariz., 12/25/95**Most Consecutive Games, Pass Reception**108 Michael Irvin, 1990-97
72 Tony Hill, 1981-86
58 Drew Pearson, 1974-78**Most Seasons 50 or More Pass Receptions**7 Michael Irvin, 1991-97
4 Tony Hill, 1979-80, 1984-85
4 Jay Novacek, 1990-92, 1995
4 Emmitt Smith, 1992-95
3 Drew Pearson, 1974, 1976, 1979
3 Herschel Walker, 1986-88**YARDS****Most Seasons Leading Team**8 Tony Hill, 1978-85
7 Michael Irvin, 1991-97
5 Bob Hayes, 1965-67, 1970-71**Most Consecutive Seasons Leading Team**8 Tony Hill, 1978-85
7 Michael Irvin, 1991-97
4 Frank Clarke, 1961-64
4 Drew Pearson, 1974-77**Career**10,680 Michael Irvin, 1988-97
7,988 Tony Hill, 1977-86
7,822 Drew Pearson, 1973-83**Season**1,603 Michael Irvin, 1995
1,523 Michael Irvin, 1991
1,396 Michael Irvin, 1992
1,330 Michael Irvin, 1993
1,241 Michael Irvin, 1994**Season, Rookie**1,003 Bob Hayes, 1965
744 Mike Sherrard, 1986
654 Michael Irvin, 1988**Game**246 Bob Hayes, @ Wash., 11/13/66
241 Frank Clarke, vs. Wash., 9/16/62
233 Lance Rentzel, vs. Wash., 11/19/67**Game, Rookie**203 James Dixon, @ Pho., 11/12/89
177 Bob Hayes, vs. Phil., 10/10/65
149 Michael Irvin, @ Was., 12/11/88**Game, Opponent**238 Harold Jackson, @ Rams, 10/14/73
201 Johnny Morris, vs. Chi., 11/18/62
199 Charley Taylor, @ Wash., 11/13/66**Longest Pass Reception****(All TDs except as noted)**95 Bob Hayes (from Meredith), vs. Wash.,
11/13/66
91 Tony Dorsett (from Staubach), vs. Balt., 9/4/78
90 Alvin Harper (from Aikman), @ S.F.,
11/13/94 (No TD)**Longest Pass Reception, Opponent (All TDs)**94 Rich Houston (from Norm Snead),
@ Gia., 9/24/72
88 Charley Taylor (from Sonny Jurgensen),
@ Wash., 11/16/69
86 Sonny Randle (from Charlie Johnson),
vs. St.L., 10/28/62**Most Seasons 1,000 or More Yards Pass****Receiving**6 Michael Irvin, 1991-95, 1997
3 Tony Hill, 1979-80, 1985
2 Bob Hayes, 1965-66
2 Drew Pearson, 1974, 1979**Most Games, 100 or More Yards Pass Receiving,****Career**43 Michael Irvin, 1988-97
26 Tony Hill, 1977-86
21 Bob Hayes, 1965-75**Most Games, 100 or More Yards Pass Receiving,****Season**11 Michael Irvin, 1995
7 Michael Irvin, 1991
6 Bob Hayes, 1967
6 Michael Irvin, 1992**Most Consecutive Games, 100 or More Yards Pass****Receiving**7 Michael Irvin, 1995
3 Lance Rentzel, 1968-69
3 Michael Irvin, 1991
3 Michael Irvin, 1992
3 Michael Irvin, 1993
3 Michael Irvin, 1995**AVERAGE GAIN****Career (200 receptions)**20.0 Bob Hayes, 1965-74 (365-7,295)
18.6 Frank Clarke, 1960-67 (281-5,214)
16.7 Tony Hill, 1977-86 (479-7,988)**Season (Qualifiers)**26.1 Bob Hayes, 1970 (34-889)
24.9 Alvin Harper, 1994 (33-821)
24.0 Bob Hayes, 1971 (35-840)

**Game (3 receptions)**

- 45.3 Alvin Harper, @ S.F., 11/13/94 (3-136)
 44.3 Tony Hill, @ Wash., 9/5/83 (3-133)
 42.0 Frank Clarke, @ Gia., 10/20/63 (4-168)

TOUCHDOWNS**Career**

- 71 Bob Hayes, 1965-74
 61 Michael Irvin, 1988-97
 51 Tony Hill, 1977-86

Season

- 14 Frank Clarke, 1962
 13 Bob Hayes, 1966
 12 Lance Rentzel, 1969
 12 Bob Hayes, 1965

Season, Rookie

- 12 Bob Hayes, 1965
 5 Billy Joe Dupree, 1973
 5 Mike Sherrard, 1986
 5 Michael Irvin, 1988

Game

- 4 Bob Hayes, vs. Hou., 12/20/70
 3 11 times, last by Michael Irvin, vs. Pho., 9/20/92

Game, Opponent

- 4 Harold Jackson, @ Rams, 10/14/73
 4 Sterling Sharpe, vs. G.B., 11/24/94

Most Consecutive Games, Touchdown

- 7 Frank Clarke, 1961-62
 7 Bob Hayes, 1965-66
 6 Frank Clarke, 1963
 6 Bob Hayes, 1966-67
 6 Michael Irvin, 1988

RUSHING-RECEIVING**Most Seasons Leading Team**

- 9 Tony Dorsett, 1977-85
 8 Emmitt Smith, 1990-97
 3 Calvin Hill, 1969, 1972-73
 3 Herschel Walker, 1986-88

Most Consecutive Seasons Leading Team

- 9 Tony Dorsett, 1977-85
 8 Emmitt Smith, 1990-97
 3 Herschel Walker, 1986-88

ATTEMPTS**Career**

- 3,137 Tony Dorsett, 1977-87 (ru-2,755, re-382)
 2,983 Emmitt Smith, 1990-97 (ru-2,595, re-388)
 1,646 Don Perkins, 1961-68 (ru-1,500, re-146)

Season

- 439 Emmitt Smith, 1995 (ru-377, re-62)
 432 Emmitt Smith, 1992 (ru-373, re-59)
 418 Emmitt Smith, 1994 (ru-368, re-50)

Season, Rookie

- 265 Emmitt Smith, 1990 (ru-241, re-24)
 237 Tony Dorsett, 1977 (ru-208, re-29)
 232 Don Perkins, 1961 (ru-200, re-32)

Game

- 42 Emmitt Smith, @ Gia., 1/2/94 (ru-32, re-10)
 39 Emmitt Smith, @ G.B., 10/6/91 (ru-32, re-7)
 38 Emmitt Smith, @ Cle., 9/1/91 (ru-32, re-6)
 38 Emmitt Smith, vs. Gia., 11/7/94 (ru-35, re-3)
 38 Emmitt Smith, vs. G.B., 11/24/94 (ru-32, re-6)

YARDS**Career**

- 15,468 Tony Dorsett, 1977-87 (ru-12,036, re-3,432)
 13,668 Emmitt Smith, 1990-97 (ru-11,234, re-2,434)
 10,685 Michael Irvin, 1988-97 (ru-5, re-10,680)

Season

- 2,148 Emmitt Smith, 1995 (ru-1,773, re-375)
 2,048 Emmitt Smith, 1992 (ru-1,713, re-335)
 2,019 Herschel Walker, 1988 (ru-1,514, re-505)

Season, Rookie

- 1,280 Tony Dorsett, 1977 (ru-1,007, re-273)
 1,174 Calvin Hill, 1969 (ru-942, re-232)
 1,165 Emmitt Smith, 1990 (ru-937, re-228)

Game

- 292 Herschel Walker vs. Phil., 12/14/86 (ru-122, re-170)
 254 Tony Dorsett, vs. Balt., 9/4/78 (ru-147, re-107)
 246 Bob Hayes, @ Wash., 11/13/66 (re-246)

PUNTING**PUNTS****Career**

- 612 Danny White, 1976-88
 591 Mike Saxon, 1985-92
 253 John Jett, 1993-96

Season

- 86 Mike Saxon, 1986
 86 Toby Gowin, 1997
 82 Danny White, 1984

Season, Rookie

- 86 Toby Gowin, 1997
 81 Mike Saxon, 1985
 68 Mitch Hoopes, 1975

Game

- 11 Danny White, vs. Phil., 9/23/84
 10 By Many, last by Mike Saxon, vs. Chic., 11/17/85

Game, Opponent

- 11 Danny Villanueva, @ Rams, 9/30/62
 11 John James, @ Atl., 9/15/74
 11 Marv Bateman, vs. Buff., 11/15/76
 11 Rich Camarillo, vs. N.E., 11/22/84

Longest Punt

- 84 Ron Widby, @ N.O., 11/3/68
 75 Billy Lothridge, vs. Gia., 10/11/64
 75 Sam Baker, vs. Rams, 9/30/62

Longest Punt, Opponent

- 81 Tom McNeill, @ N.O., 9/28/69
 80 Randall Cunningham, vs. Phil., 10/16/94
 78 Jerry Norton, vs. StL., 11/5/61
 78 Bill Van Heusen, @ Denv., 12/27/73

AVERAGE GROSS YARDS**Career (300 punts)**

- 41.5 Mike Saxon, 1985-92 (591-24,542)
 40.1 Danny White, 1976-84 (612-24,571)

Season (Qualifiers)

- 45.4 Sam Baker, 1962 (57-2,589)
 44.2 Sam Baker, 1963 (71-3,138)
 43.3 Ron Widby, 1969 (63-2,729)

Season, Rookie (Qualifiers)

- 41.9 Mike Saxon, 1985 (81-3,396)
 41.8 John Jett, 1993 (56-2,342)
 41.8 Toby Gowin, 1997 (86-3,592)

Game (4 punts)

- 55.3 Toby Gowin, vs. Chi., 9/28/97 (6-332)
 53.4 Ron Widby, @ N.O., 11/3/68 (5-267)
 53.0 Marv Bateman, vs. Cinc., 11/4/73 (5-265)

Game, Opponent (4 punts)

- 54.4 John Kidd, @ Mia., 10/27/96 (5-272)
 54.3 Gary Collins, @ Clev., 10/17/65 (6-326)
 54.0 Dave Jennings, Gia., 10/5/80 (5-270)

AVERAGE NET YARDS**Career (300 punts)**

- 34.8 Mike Saxon, 1985-92 (591-24,542)
 34.1 Danny White, 1976-88 (612-21,052)

Season (Qualifiers)

- 40.7 Sam Baker, 1962 (57-2,319)
 40.6 Sam Baker, 1963 (71-2,882)
 39.5 Dave Sherer, 1960 (57-2,252)

Season, Rookie (Qualifiers)

- 38.1 Billy Lothridge, 1964 (62-2,361)
 37.7 John Jett, 1993 (56-2,113)
 36.2 Marv Bateman, 1972 (51-1,848)

Game (4 punts)

- 50.6 Ron Widby, @ N.O., 11/3/68 (5-253)
 49.2 John Jett, @ Atl., 11/21/93 (6-295)
 49.0 Marv Bateman, vs. StL., 9/30/73 (4-191)

Game, Opponent (4 punts)

- 51.0 Pat Studstill, vs. Rams, 11/25/71 (4-204)
 50.0 Dave Jennings, vs. Gia., 10/5/80 (5-250)

HAD BLOCKED**Career**

- 5 Danny White, 1976-88
 4 Mike Saxon, 1985-92

Season

- 2 Marv Bateman, 1973
 2 Danny White, 1976
 2 Mike Saxon, 1989

**Most Consecutive Punts, None Blocked**

- 341 Danny White, 1978-83
253 John Jett, 1993-96
204 Mike Saxon, 1989-92

INSIDE 20**Career**

- 166 Mike Saxon, 1985-92
159 Danny White, 1976-88
87 John Jett, 1993-96

Season

- 28 Mike Saxon, 1986
27 Danny White, 1977
26 John Jett, 1994
26 Toby Gowin, 1997

Game

- 5 Danny Villanueva, @ Clev., 10/17/65
5 Duane Carrell, vs. StL., 11/3/74
5 Toby Gowin, @ Wash., 10/13/97
4 By many, last by John Jett, @ Atl., 11/21/93

Fewest Touchbacks in a Season (Qualifiers)

- 2 John White, 1982
3 Allen Green, 1961
3 Danny Villanueva, 1966
3 Marv Bateman, 1972
3 John Jett, 1993

PUNT RETURNS**Most Seasons Leading Team**

- 5 Bob Hayes, 1966-70
5 Kelvin Martin, 1987-88, 1991-92, 1996
3 Butch Johnson, 1976-78
3 Kevin Williams, 1993-95

Most Consecutive Seasons Leading Team

- 5 Bob Hayes, 1966-70
3 Butch Johnson, 1976-78
3 Kevin Williams, 1993-95

RETURNS**Career**

- 179 Kelvin Martin, 1987-92, 1996
146 Butch Johnson, 1976-83
109 Mel Renfro, 1964-77

Season

- 54 James Jones, 1980
54 Gary Allen, 1984
51 Butch Johnson, 1978

Season, Rookie

- 54 James Jones, 1980
45 Butch Johnson, 1976
36 Kevin Williams, 1993

Game

- 9 Butch Johnson, vs. Buf., 11/15/76
8 Ron Fellows, vs. Clev., 11/25/82
7 By many, last by Gary Allen, @ Gia., 9/9/84

Game, Opponent

- 8 Phil McConkey, vs. Gia., 11/4/84
7 Phillip Epps, vs. G.B., 9/23/84
7 Irving Fryar, vs. N.E., 11/22/84
7 Vai Sikahema, @ StL., 9/13/87

FAIR CATCHES**Career**

- 61 Kelvin Martin, 1987-92, 1996
42 Kevin Williams, 1993-96
38 Mel Renfro, 1964-77
38 Butch Johnson, 1976-83

Season

- 18 Golden Richards, 1973
18 Kelvin Martin, 1992
16 Cliff Harris, 1972

Game

- 4 Golden Richards, @ N.E., 11/16/75
4 Golden Richards, @ Wash., 11/7/74
4 Kelvin Martin, vs. Phil., 12/18/88

Game, Opponent

- 5 Amani Toomer, Gia., 9/8/96
4 Jim Lindsey, Minn., 9/25/66
4 Rickie Harris, Wash., 12/11/66
4 Bruce Taylor, S.F., 11/23/72
4 Phillip Epps, G.B., 9/23/84
4 Jeff Groth, N.O., 10/21/84

YARDS GAINED**Career**

- 1,803 Kelvin Martin, 1987-92, 1996
1,313 Butch Johnson, 1976-83
1,158 Bob Hayes, 1965-74

Season

- 548 James Jones, 1980
532 Kelvin Martin, 1992
489 Butch Johnson, 1976

Season, Rookie

- 548 James Jones, 1980
489 Butch Johnson, 1976
418 Mel Renfro, 1964

Game

- 124 Kelvin Martin, @ Phil., 12/15/91
122 Bob Hayes, vs. Pitt., 12/8/68
117 Mel Renfro, vs. G.B., 11/29/64
117 Butch Johnson, vs. Buff., 11/15/76

Game, Opponent

- 105 Terance Mathis, @ Jets, 11/4/90
100 Johnny Bailey, @ Phoe., 11/22/92
88 Michael Harper, @ Jets, 10/4/87

Longest Punt Return (All TDs)

- 98 Dennis Morgan, vs. StL., 10/13/74
90 Bob Hayes, vs. Pitt., 12/8/68
85 Kelvin Martin, @ Phil., 12/15/91

Longest Punt Return/Opponent (All TDs)

- 98 Terance Mathis, @ Jets, 11/4/90
78 Michael Harper, @ Jets, 10/4/87
74 John Roland, vs. StL., 11/16/70

AVERAGE YARDAGE**Career (75 returns)**

- 11.1 Bob Hayes, 1965-74 (104-1,158)
10.1 Kelvin Martin, 1987-92, 1996 (179-1,803)
9.6 Kevin Williams, 1993-96 (95-913)

Season (Qualifiers)

- 20.8 Bob Hayes, 1968 (15-312)
15.1 Dennis Morgan, 1974 (19-287)
13.1 Mel Renfro, 1964 (32-418)

Season, Rookie (Qualifiers)

- 15.1 Dennis Morgan, 1974 (19-287)
13.1 Mel Renfro, 1964 (32-418)
10.9 Butch Johnson, 1976 (45-489)

Game (3 returns)

- 40.7 Bob Hayes, vs. Pitt., 12/8/68 (3-122)
32.0 Kevin Williams, vs. Was., 11/20/94 (3-96)
29.3 Mel Renfro, vs. G.B., 11/29/64 (4-117)

Game, Opponent (3 returns)

- 30.0 Ron Smith, @ Oak., 12/14/74 (3-90)
29.3 Michael Harper, @ Jets, 10/4/87 (3-88)
25.0 Johnny Bailey, @ Phoe., 11/22/92 (4-100)

TOUCHDOWNS**Career**

- 3 Bob Hayes, 1965-74
3 Kelvin Martin, 1987-92
3 Kevin Williams, 1993-94

Season

- 2 Bob Hayes, 1968
2 Kelvin Martin, 1992
2 Kevin Williams, 1993

Game

- 1 By many, last by Deion Sanders, vs. Chi., 9/28/97

KICKOFF RETURNS**Most Seasons Leading Team**

- 3 Mel Renfro, 1964-66
3 Butch Johnson, 1976-78
3 Kevin Williams, 1993-95

Most Consecutive Seasons Leading Team

- 3 Mel Renfro, 1964-66
3 Butch Johnson, 1976-78
3 Kevin Williams, 1993-95

RETURNS**Career**

- 144 Kevin Williams, 1993-96
101 James Dixon, 1989-91
85 Mel Renfro, 1964-77

Season

- 50 Herschel Walker, 1997
49 Kevin Williams, 1995
47 James Dixon, 1989



Season, Rookie

- 47 James Dixon, 1989
- 40 Mel Renfro, 1964
- 38 Ron Springs, 1979

Game

- 8 Mel Renfro, vs. G.B., 11/29/64
- 7 Robert Lavette, @ Gia., 10/6/85
- 6 By many, last by Herschel Walker, vs. Tenn., 11/27/97

Game, Opponent

- 8 Mel Gray, @ Det., 11/8/92
- 7 Terry Metcalf, @ StL., 10/9/77
- 7 Dave Turner, vs. Cinc., 9/30/79
- 7 James Owens, vs. S.F., 10/12/80
- 7 Ryan Terry, vs. Ariz., 9/24/95

YARDS

Career

- 3,416 Kevin Williams, 1993-96
- 2,315 James Dixon, 1989-91
- 2,246 Mel Renfro, 1964-77

Season

- 1,181 James Dixon, 1989
- 1,167 Herschel Walker, 1994
- 1,148 Kevin Williams, 1994

Season, Rookie

- 1,181 James Dixon, 1989
- 1,017 Mel Renfro, 1964
- 823 Dennis Morgan, 1974

Game

- 198 Herschel Walker, vs. Atl., 10/20/96
- 193 Alexander Wright, vs. Atl., 12/22/91
- 186 James Dixon, @ G.B., 10/8/89

Game, Opponent

- 247 Tim Brown, @ Phil., 11/6/66
- 188 James Owens, S.F., 10/12/80
- 180 Brian Mitchell, vs. Was., 11/20/94

Longest Kickoff Return (All TDs)

- 102 Alexander Wright, vs. Atl., 12/22/91
- 101 Amos Marsh, vs. Phil., 10/14/62
- 101 Ike Thomas, vs. Jets, 12/4/71

Longest Kickoff Return, Opponent (All TDs)

- 108 Roy Green, StL., 10/21/79
- 95 Robert Brooks, G.B., 10/3/93
- 93 Jim Butler, Pitt., 10/30/66
- 93 Tim Brown, @ Phil., 11/6/66

AVERAGE YARDAGE

Career (75 returns)

- 26.4 Mel Renfro, 1964-77 (85-2,246)
- 25.3 Herschel Walker, 1986-89, 1996-97 (77-1,946)
- 23.7 Kevin Williams, 1993-96 (144-3,416)

Season (Qualifiers)

- 30.0 Mel Renfro, 1965 (21-630)
- 28.9 Herschel Walker, 1996 (27-779)
- 28.4 Cliff Harris, 1971 (29-823)

Season, Rookie (Qualifiers)

- 26.5 Bob Hayes, 1965 (17-450)
- 25.7 Amos Marsh, 1961 (26-667)
- 25.4 Mel Renfro, 1964 (40-1,017)

Game (3 returns)

- 48.0 Mark Washington, @ Wash., 11/22/70 (3-144)
- 43.6 Ike Thomas, vs. Rams, 11/25/71 (3-131)
- 42.0 Mel Renfro, @ Wash., 11/12/64 (4-168)

Game, Opponent (3 returns)

- 49.4 Tim Brown, @ Phil., 11/6/66 (5-247)
- 40.8 Mike Nelms, Was., 11/22/81 (4-163)
- 40.0 Jim Butler, Pitt., 10/30/66 (3-120)

TOUCHDOWNS

Career

- 2 Mel Renfro, 1964-77
- 2 Ike Thomas, 1971
- 2 Alexander Wright, 1990-91

Season

- 2 Ike Thomas, 1971

Game

- 1 By many players, last by Kevin Williams, vs. Ariz., 10/9/94

Game, Opponent

- 2 Tim Brown, @ Phil., 11/6/66

COMBINED KICK RETURNS

MOST RETURNS

Career

- 239 Kevin Williams, 1993-96 (p-95, k-144)
- 230 Kelvin Martin, 1987-92, 1996 (p-179, k-51)
- 225 Butch Johnson, 1976-83 (p-146, k-79)

Season

- 87 Gary Allen, 1984 (p-54, k-33)
- 86 James Jones, 1980 (p-54, k-32)
- 82 Kevin Williams, 1994 (p-39, k-43)

Game

- 12 Mel Renfro, vs. G.B., 11/29/64 (p-4, k-8)
- 11 Butch Johnson, vs. Buff., 11/15/76 (p-9, k-2)
- 10 Mel Renfro, @ Wash., 11/13/66 (p-5, k-5)

Game, Opponent

- 12 Larry Jones, vs. Wash., 12/13/75 (p-6, k-6)
- 10 Phil McConkey, vs. Gia., 11/4/84 (p-8, k-2)
- 10 Stump Mitchell, @ StL., 9/11/83 (p-5, k-5)
- 10 Brian Mitchell, vs. Was., 11/20/94 (p-5, k-5)

YARDS GAINED

Career

- 4,329 Kevin Williams, 1993-96 (p-913, k-3,416)
- 3,145 Butch Johnson, 1976-83 (p-1,313, k-1,832)
- 3,088 Mel Renfro, 1964-77 (p-842, k-2,246)

Season

- 1,497 Kevin Williams, 1994 (p-349, k-1,148)
- 1,435 Mel Renfro, 1964 (p-418, k-1,017)
- 1,274 Kevin Williams, 1995 (p-166, k-1,108)

Game

- 273 Mel Renfro, vs. G.B., 11/29/64 (p-117, k-156)
- 212 Butch Johnson, vs. Buff., 11/15/76 (p-117, k-95)
- 210 Mel Renfro, @ Wash., 11/22/64 (p-42, k-168)

Game, Opponent

- 247 Tim Brown, @ Phil., 11/6/66 (k-247)
- 213 Stump Mitchell, StL., 9/11/83 (p-53, k-160)
- 212 Brian Mitchell, vs. Was., 11/20/94 (p-32, k-180)

TOUCHDOWNS

Career

- 4 Kevin Williams, 1993-94 (p-3, k-1)
- 3 Bob Hayes, 1965-74 (p-3)
- 3 Mel Renfro, 1964-77 (p-1, k-2)
- 3 Kelvin Martin, 1987-92 (p-3)

Season

- 2 Bob Hayes, 1968 (p-2)
- 2 Ike Thomas, 1971 (k-2)
- 2 Kelvin Martin, 1992 (p-2)
- 2 Kevin Williams, 1993 (p-2)
- 2 Kevin Williams, 1994 (p-1, k-1)

Game

- 1 By many players, last by Deion Sanders, vs. Chi., 9/28/97

Game, Opponent

- 2 Tim Brown, @ Phil., 11/6/66 (k-2)

COMBINED NET YARDS

Rushing, receiving, interception returns, kickoff returns, punt returns and fumble returns

Most Seasons Leading Team

- 9 Tony Dorsett, 1977-85
- 7 Emmitt Smith, 1990-96
- 3 Calvin Hill, 1969, 1972-73
- 3 Herschel Walker, 1986-88

Most Consecutive Seasons Leading Team

- 9 Tony Dorsett, 1977-85
- 7 Emmitt Smith, 1990-96
- 3 Herschel Walker, 1986-88

ATTEMPTS

Career

- 3,153 Tony Dorsett, 1977-87
- 2,983 Emmitt Smith, 1990-97
- 1,677 Don Perkins, 1961-68

Season

- 439 Emmitt Smith, 1995
- 433 Emmitt Smith, 1992
- 418 Emmitt Smith, 1994

**Game**

- 42 Emmitt Smith, @ Gia., 1/2/94 (ru-32, re-10)
 39 Emmitt Smith, @ G.B., 10/6/91 (ru-32, re-7)
 38 Emmitt Smith, @ Cle., 9/1/91 (ru-32, re-6)
 38 Emmitt Smith, vs. Gia., 11/7/94 (ru-35, re-3)
 38 Emmitt Smith, vs. G.B., 11/24/94 (ru-32, re-6)

YARDS**Career**

- 15,501 Tony Dorsett, 1977-87
 13,668 Emmitt Smith, 1990-97
 9,104 Bob Hayes, 1965-74

Season

- 2,148 Emmitt Smith, 1995
 2,048 Emmitt Smith, 1992
 2,019 Herschel Walker, 1988

Season, Rookie

- 1,688 James Dixon, 1989
 1,598 Bob Hayes, 1965
 1,564 Don Perkins, 1961

Game

- 307 Kevin Williams, @ Ariz., 12/25/95
 292 Herschel Walker, vs. Phil., 12/14/86
 285 Calvin Hill, @ Wash., 11/16/69

INTERCEPTIONS BY**Most Seasons Leading Team**

- 5 Everson Walls, 1981-82, 1985, 1987-88
 4 Cornell Green, 1963, 1965-67

Most Consecutive Seasons Leading Team

- 3 Don Bishop, 1960-62
 3 Cornell Green, 1965-67

Career

- 52 Mel Renfro, 1964-77
 44 Everson Walls, 1981-89
 41 Charlie Waters, 1970-78, 1980-81

Season

- 11 Everson Walls, 1981
 10 Mel Renfro, 1969
 9 Everson Walls, 1985

Season, Rookie

- 11 Everson Walls, 1981
 7 Mel Renfro, 1964
 7 Michael Downs, 1981

Game

- 3 Herb Adderley, @ Phil., 9/26/71
 3 Lee Roy Jordan, vs. Cinc., 11/4/73
 3 Dennis Thurman, vs. Phil., 12/13/81

Consecutive Games Intercepted By

- 5 Don Bishop, 1961
 4 Charlie Waters, 1972-73
 4 Dennis Thurman, 1985

Game, Opponent

- 3 7 times, last by Terry Kinard, @ Gia., 9/20/87

YARDS GAINED**Career**

- 626 Mel Renfro, 1964-77
 584 Charlie Waters, 1970-78, 1980-81
 562 Dennis Thurman, 1978-85

Season

- 211 Cornell Green, 1963
 187 Dennis Thurman, 1981
 182 Herb Adderley, 1971

Season, Rookie

- 136 Mike Gaechter, 1962
 133 Everson Walls, 1981
 110 Mel Renfro, 1964

Game

- 121 Mike Gaechter, vs. Wash., 11/3/63
 102 Herb Adderley, @ Phil., 9/26/71
 100 Mike Gaechter, vs. Phil., 10/14/62

Game, Opponent

- 110 Jim Steffen, @ Wash., 9/29/63
 102 Erich Barnes, vs. Gia., 10/15/61
 98 Delles Howell, @ N.O., 10/17/71
 98 Ross Fichtner, @ Cle., 10/23/66

Longest Returns (All TDs except as noted)

- 100 Mike Gaechter, vs. Phil., 10/14/62
 96 Dennis Thurman, @ Wash., 9/6/81 (no TD)
 94 Darren Woodson, @ Phil., 12/4/94

Longest Return, Opponent (All TDs)

- 104 James Willis and Troy Vincent, vs. Phil., 11/3/96
 102 Erich Barnes, vs. Gia., 10/15/61
 96 Ray Crockett, @ Det., 10/27/91

TOUCHDOWNS**Career**

- 4 Dennis Thurman, 1977-85
 3 Mel Renfro, 1964-77
 3 Lee Roy Jordan, 1963-76

Season

- 2 Larry Brown, 1995
 1 By many players, last by Deion Sanders, 1997

Game

- 1 By many players, last by Deion Sanders,
 @ G.B., 11/23/97

FUMBLES**OPPONENTS' FUMBLES RECOVERED****Career**

- 19 Ed Jones, 1974-78, 1980-89
 16 Chuck Howley, 1961-73
 16 Dave Edwards, 1963-75
 16 Lee Roy Jordan, 1963-76
 16 Cliff Harris, 1970-79

Season

- 5 Don Healy, 1961
 4 Jerry Norton, 1962
 4 Jethro Pugh, 1967
 4 Larry Cole, 1971
 4 Jethro Pugh, 1973
 4 Dexter Clinkscale, 1983
 4 Eugene Lockhart, 1985

Game

- 2 Many times, last by Broderick Thomas,
 @ Phil., 9/30/96

Longest Fumble Returns (All TDs)

- 97 Chuck Howley, vs. Atl., 10/2/66
 86 Michael Downs, @ Hou., 12/13/82
 84 Don Bishop, vs. STL., 10/28/62

Longest Fumble Returns, Opponent (All TDs)

- 96 Joe Lavender, @ Phil., 9/23/74
 81 Andy Headen, @ Gia., 9/9/84
 73 Skip Vanderbundt, vs. S.F., 11/23/72

**OPPONENTS' FUMBLE
RETURNED FOR TOUCHDOWNS****Career**

- 3 Bob Lilly, 1961-74
 2 Cornell Green, 1962-74
 2 Benny Barner, 1972-82
 2 Mike Hegman, 1976-88
 2 Michael Downs, 1981-88
 2 Jim Jeffcoat, 1983-94

SACKS**Most Seasons Led Team**

- 7 Harvey Martin, 1974-77, 1979-80, 1982
 5 Jethro Pugh, 1968-72
 4 George Andrie, 1964-67

Most Consecutive Seasons Leading Team

- 5 Jethro Pugh, 1968-72
 4 George Andrie, 1964-67
 4 Harvey Martin, 1974-77

TOTAL SACKS**Career**

- 114 Harvey Martin, 1973-83
 111 Randy White, 1975-88
 106 Ed Jones, 1974-78, 1980-89

Season

- 20 Harvey Martin, 1977
 18½ George Andrie, 1966
 16 Randy White, 1978

Season, Rookie

- 9 Willie Townes, 1966
 9 Harvey Martin, 1973
 7½ Jimmie Jones, 1990

Game

- 5 Bob Lilly, @ Pitt., 11/20/66
 5 Jim Jeffcoat, @ Wash., 11/10/85
 4 Eight times, last by Charles Haley,
 @ Pitt., 9/4/94

Game, Rookie

- 3 Randy White, @ Det., 10/6/75
 3 Randy White, @ N.E., 11/16/75
 2½ 5 times, last by Jimmie Jones,
 vs. T.B., 10/7/90



Game, Opponent

- 4 1/2 Jim Katcavage, @ Gia., 10/20/63
- 4 1/2 Clyde Simmons, vs. Phil., 9/15/91

TACKLES

COMBINED TACKLES

Career

- 1,236 Lee Roy Jordan, 1963-76
- 1,104 Randy White, 1975-88
- 1,032 Ed Jones, 1974-78, 1980-89

Season

- 222 Eugene Lockhart, 1989
- 167 Bob Breunig, 1979
- 163 Lee Roy Jordan, 1973

Season, Rookie

- 126 Dexter Coakley, 1997
- 108 Robert Jones, 1992
- 93 Darrin Smith, 1993

Game

- 21 Lee Roy Jordan, vs. Phil., 9/26/71
- 20 Fred Strickland, @ Gia., 11/24/96
- 19 Jerry Tubbs, vs. Chic., 11/27/60
- 19 Eugene Lockhart, vs. Phoe., 10/29/89
- 19 Ken Norton, @ Wash., 9/6/83
- 19 Darren Woodson, @ Gia., 1/2/94
- 19 Robert Jones, @ Phil., 12/4/94
- 19 Brock Marion, @ G.B., 11/23/97

SOLO TACKLES

Career

- 743 Lee Roy Jordan, 1963-76
- 701 Randy White, 1975-88
- 693 Ed Jones, 1974-78, 1980-89

Season

- 154 Eugene Lockhart, 1989
- 100 Lee Roy Jordan, 1975
- 97 Lee Roy Jordan, 1968

Game

- 16 Eugene Lockhart, vs. Phoe., 10/29/89
- 14 Lee Roy Jordan, vs. Phil., 10/28/73
- 14 Brock Marion, @ G.B., 11/23/97

ASSISTED TACKLES

Career

- 493 Lee Roy Jordan, 1963-76
- 466 Bob Breunig, 1975-84
- 403 Randy White, 1975-88

Season

- 101 Jerry Tubbs, 1960

Game

- 15 Jerry Tubbs, vs. Chic., 11/27/60

BLOCKED KICKS

BLOCKS

(Extra points, Field Goals and Punts)

Career

- 10 Cornell Green, 1962-74
- 9 Mike Gaechter, 1962-69
- 9 Ed Jones, 1974-78, 1980-89

Season

- 3 Jethro Pugh, 1965
- 3 Ed Jones, 1978
- 3 Michael Downs, 1986

Game

- 2 Billy Joe DuPree, vs. Gia., 10/21/73
- 2 Leon Lett, vs. Det., 9/19/94

Game, Opponent

- 2 Bob Freeman, vs. Phil., 9/30/60
- 2 Matt Blair, @ Min., 10/7/79

BLOCKED EXTRA POINTS

Career

- 2 Cornell Green, 1962-74
- 2 Mike Gaechter, 1962-69
- 2 Ed Jones, 1974-78, 1980-89

Season

- 1 By many, last by Jim Jeffcoat, 1989

Game

- 1 By many, last by Jim Jeffcoat, @ Gia., 12/16/89

Game, Opponent

- 2 Bob Freeman, vs. Phil., 9/30/60
- 2 Matt Blair, @ Min., 10/7/79

BLOCKED FIELD GOALS

Career

- 8 Cornell Green, 1962-74
- 7 Mike Gaechter, 1962-69
- 7 Ed Jones, 1974-78, 1980-89

Season

- 2 10 times, last by Leon Lett, 1994

Game

- 2 Leon Lett, vs. Det., 9/19/94

Game, Opponent

- 1 By many, last by Bruce Smith, @ Buf., 9/22/96

BLOCKED PUNTS

Career

- 4 Issiac Holt, 1989-92
- 2 Billy Joe DuPree, 1973-83
- 2 Thomas Henderson, 1975-79
- 2 Aaron Kyle, 1976-79
- 2 Charlie Waters, 1970-78, 1980-81

Season

- 2 Billy Joe DuPree, 1973
- 2 Aaron Kyle, 1976
- 2 Issiac Holt, 1990

Game

- 2 Billy Joe DuPree, vs. Gia., 10/21/73

Game, Opponent

- 1 By many, last by Dwayne Jiles, @ Gia., 12/16/89



Cowboys Team Records

1960 — 12 games; 1961-77 — 14 games; 1978-96 — 16 games.

NOTE: The 1982 regular season was reduced to nine games and the 1987 season to 15 games due to players' strikes.

GAMES WON

Most Consecutive Games Won (Incl. postseason)

- 12 1971-72
- 10 1993-94
- 9 1977-78

Most Consecutive Games Won (Reg. season)

- 11 1968-69
- 9 1971-72, 1978-79
- 8 1977, 1991-92

Most Games Won, Season (Incl. postseason)

- 16 1992
- 15 1977, 1993, 1995
- 14 1971, 1978, 1980

Most Games Won, Season (Reg. season)

- 13 1992
- 12 1968, 1977, 1978, 1980, 1981, 1983, 1993, 1994, 1995

Most Consecutive Games Won, Season - (Incl. postseason)

- 10 1971
- 8 1977, 1978, 1993

Most Consecutive Games Won, Season (Reg. season)

- 8 1977
- 7 1971, 1983, 1993

Most Consecutive Games Won, Start of Season

- 8 1977
- 7 1983
- 6 1968, 1969

Most Consecutive Games Won, End of Season

- 7 1971
- 6 1978
- 5 1968, 1970, 1991, 1993

**Most Consecutive Home Games Won**

18 1980-81
11 1971-72, 1991-92
9 1975-76

Most Consecutive Road Games Won

7 1968, 1993-94
6 1966-67, 1975-76, 1978-79

GAMES LOST**Most Consecutive Games Lost**

10 1960, 1988
9 1988-89

Most Consecutive Games Without Victory

12 1960
10 1960, 1988

Most Games Lost, Season

15 1989
13 1988

Most Consecutive Home Games Lost

14 1988-89
6 1960

Most Consecutive Home Games Without Victory

14 1988-89
7 1962-63

Most Consecutive Away Games Lost

9 1962-63
7 1964-65
7 1997 (current)

Most Consecutive Away Games Without Victory

9 1962-63
7 1960, 1964-65

SCORING**Most Points, Season**

479 1983
454 1980
445 1966

Most Points, Opponent, Season

402 1962
393 1989
381 1988

Fewest Points, Season

177 1960
204 1989
226 1982

Fewest Points, Opponent, Season

186 1968
194 1976
208 1978*

Most Points, Game

59 vs. Det., 9/15/68
59 vs. S.F., 10/12/80
56 vs. Phil., 10/9/66

Most Points, Opponent, Game

54 @ Minn., 10/18/70
52 @ StL., 12/9/62
50 @ Cinc., 12/8/85

Most Points, Both Teams, Game

86 @ Buff., 9/19/71 (Dall. 49, Buff. 37)
82 vs. Minn., 11/26/87
(Minn. 44, Dall. 38 OT)
78 vs. Raid., 10/23/83 (Raid. 40, Dall. 38)

Fewest Points, Both Teams, Game

8 @ Clev., 12/12/70 (Dall. 6, Clev. 2)
10 @ Hou., 11/24/74 (Dall. 10, Hou. 0)
12 vs. Gia., 11/7/76 (Dall. 9, Gia. 3)

Most Points Overcome To Win Game

21 vs. N.O., 10/21/84
20 @ Wash., 9/5/83
17 vs. Wash., 12/16/79

Most Points, Opponent, Overcome To Win Game

21 @ Wash., 11/28/65
20 @ Phil., 10/23/88
18 vs. Ind., 9/15/96

Most Points, First Half

42 vs. Phil., 10/19/69
38 vs. Jets, 12/4/71
38 vs. S.F., 10/12/80

Most Points, Opponent, First Half

34 @ Minn., 10/18/70
34 @ Rams, 10/14/73
34 @ Wash., 11/23/86

Most Points, Both Teams, First Half

55 vs. Raid., 10/23/83
52 @ Gia., 12/16/62
52 @ Buff., 9/19/71

Most Points, Second Half

36 vs. G.B., 11/24/94
31 @ Phil., 9/29/68
31 @ Wash., 11/17/68

Most Points, Opponent, Second Half

38 @ StL., 12/9/62
35 @ Green Bay, 11/23/97
28 Seven times, last @ Gia., 9/13/92

Most Points, Both Teams, Second Half

58 vs. StL., 9/28/75 (OT)
50 vs. G.B., 11/24/94
49 vs. Gia., 10/21/73
49 @ Cinc., 12/8/85

Most Points, First Quarter

28 vs. Phil., 10/19/69
28 vs. Jets, 12/4/71
21 Four times, last vs. Ariz., 10/9/94

Most Points, Opponent, First Quarter

22 @ Cinc., 12/8/85
21 vs. Clev., 12/3/61
21 @ S.F., 10/11/81
21 @ S.F., 12/19/83

Most Points, Both Teams, First Quarter

35 vs. Phil., 10/19/69
35 vs. Atl., 12/22/91
28 vs. StL., 11/23/67
28 vs. Jets, 12/4/71

Most Points, Second Quarter

24 vs. Gia., 9/18/66
24 vs. Pitt., 10/30/66
24 vs. Det., 9/15/68
24 vs. N.E., 10/24/71
24 vs. S.F., 10/12/80
24 @ Wash., 10/2/94

Most Points, Opponent, Second Quarter

24 vs. Balt., 10/30/60
24 vs. Gia., 11/11/62
22 @ Denv., 10/5/86

Most Points, Both Teams, Second Quarter

42 @ Gia., 12/16/62
38 vs. K.C., 11/10/75
38 vs. Raid., 10/23/83

Most Points, Third Quarter

24 vs. Chi., 12/27/92
21 Six times, last vs. Gia., 11/7/94

Most Points, Opponent, Third Quarter

21 @ Wash., 12/17/61
21 @ Cinc., 12/8/85
17 Eight times, last vs. Minn., 11/13/88

Most Points, Both Teams, Third Quarter

35 @ Wash., 12/17/61
35 vs. StL., 9/28/75
28 Four times, last @ Cinc., 12/8/85

Most Points, Fourth Quarter

21 @ Gia., 12/19/85
21 vs. Det., 9/15/68
21 @ Det., 10/6/75

Most Points, Opponent, Fourth Quarter

21 @ StL., 12/9/62
21 @ Wash., 11/28/65
21 vs. StL., 11/16/70
21 @ S.D., 11/5/72
21 @ StL., 9/13/87
21 @ Green Bay, 11/23/97

Most Points, Both Teams, Fourth Quarter

35 vs. Gia., 10/21/73
31 vs. Wash., 12/11/66
31 vs. Wash., 12/16/79

Most Consecutive Games Scoring

218 1970-85
146 1960-70
109 1991-97 (current)

TOUCHDOWNS**Most Touchdowns, Season**

60 1980
59 1983
56 1966



Most Touchdowns, Opponent, Season

52 1962
49 1961
48 1963

Fewest Touchdowns, Season

23 1960
25 1989*
27 1990, 1996

Fewest Touchdowns, Opponent, Season

23 1968
23 1973
23 1993*

Most Touchdowns, Game

8 vs. Phil., 10/9/66
8 vs. Det., 9/15/68
8 vs. S.F., 10/12/80

Most Touchdowns, Opponent, Game

7 vs. Clev., 10/16/60
7 @ StL., 12/9/62
7 @ Cinc., 12/8/85

Most Touchdowns, Both Teams, Game

12 vs. Buff., 9/19/71
11 @ S.F., 12/12/77
11 vs. Minn., 11/26/87

Most Consecutive Games Score Touchdown

75 1979-1984
73 1960-1965
72 1965-1970

POINT AFTER TOUCHDOWNS

Most Points After Touchdowns, Season

59 1980
57 1983
56 1966

Most Point After Touchdowns, Opp. Season

49 1962
45 1963
44 1961

Most Point After Touchdowns, Game

8 vs. Phil., 10/9/66
8 vs. Det., 9/15/68
8 vs. S.F., 10/12/80

Most Point After Touchdowns, Opponent, Game

7 @ StL., 12/9/62
6 Eight times, last @ Cinc., 12/8/85

Most Consecutive Point After Touchdowns

162 1969-73
143 1985-89
97 1993-95

FIELD GOALS

Most Field Goals Attempted, Season

39 1991
38 1997
37 1993

Most Field Goals Attempted, Opponent, Season

39 1991
35 1989
34 1972

Fewest Field Goals Attempted, Season

13 1960
17 1980*
20 1963, 1989

Fewest Field Goals Attempted, Opp., Season

12 1976
15 1977
17 1992*

Most Field Goals Attempted, Game

7 @ Chi., 11/24/68
7 vs. G.B., 11/18/96
6 vs. Rams, 9/21/75
6 @ Ariz., 9/7/97

Most Field Goals Attempted, Opponent, Game

7 @ Phil., 12/5/65
6 vs. S.F., 11/20/60
6 vs. StL., 12/18/71
6 @ G.B., 10/1/72

Most Field Goals Attempted, Both Teams, Game

9 @ Phil., 12/5/65
9 @ Chi., 11/24/68

Most Field Goals Made, Season

34 1997
32 1996
30 1993

Most Field Goals Made, Opponent, Season

29 1991
28 1989, 1996
24 1988

Fewest Field Goals Made, Season

6 1960
9 1963, 1967
10 1974, 1989*

Fewest Field Goals Made, Opponent, Season

7 1976
8 1967
9 1968, 1969
11 1978*

Most Field Goals Made, Game

7 vs. G.B., 11/18/96
5 @ Rams, 12/21/87
5 vs. G.B., 10/3/93
5 vs. Gia., 12/17/95
5 @ Ariz., 9/7/97
5 vs. Phil., 9/15/97

Most Field Goals Made, Opponent, Game

5 vs. Atl., 10/20/96
4 Many times, last vs. Ind., 9/15/96

Most Field Goals Made, Both Teams, Game

7 @ Hou., 11/10/91
7 vs. Gia., 12/17/95
7 vs. G.B., 11/18/96
7 vs. Phil., 9/15/97

Most Consecutive Games Scoring Field Goal

18 1992-93
15 1996-97
11 1995-96

SAFETIES

Most Safeties, Season

3 1981
2 Many times, last 1973

Most Safeties, Opponent, Season

2 1960, 1986, 1988

Most Safeties, Game

2 vs. Phil., 11/19/72
1 Many times, last vs. Wash., 9/7/92

FIRST DOWNS

Most First Downs, Season

364 1995
342 1978, 1983
339 1979

Most First Downs, Opponent, Season

321 1989
312 1985
303 1995

Most First Downs, Both Teams, Season

667 1995
648 1985
633 1980

Fewest First Downs, Season

180 1960
211 1965
246 1989*

Fewest First Downs, Opponent, Season

199 1974
200 1971
232 1978*

Most First Downs, Game

33 @ Det., 9/15/85
32 Four times, last vs. Phil., 10/16/83

Most First Downs, Opponent, Game

33 @ Hou., 11/10/91
32 @ Oak., 11/19/95
32 @ Wash., 12/22/96

Most First Downs, Both Teams, Game

57 @ Oak., 11/19/95
54 @ S.F., 11/10/63
54 @ Gia., 9/10/78
54 @ Hou., 11/10/91

**Fewest First Downs, Game**

7 @ Gia., 12/16/89
8 Seven times, last vs. Phil., 9/15/91

Fewest First Downs, Opponent, Game

5 @ Phil., 11/6/66
5 @ Phil., 9/23/74
6 Three times, last vs. Sea., 10/11/92

Fewest First Downs, Both Teams, Game

20 @ G.B., 10/24/65
21 @ Phil., 11/6/66
21 @ Hou., 11/24/74
21 @ Gia., 12/16/89

Most First Downs, Rushing, Season

147 1974
146 1978
143 1980

Most First Downs, Rushing, Opponent, Season

122 1961
118 1986
116 1989

Fewest First Downs, Rushing, Season

57 1960
78 1989*
82 1997

Fewest First Downs, Rushing, Opp., Season

52 1969
59 1971
68 1992*

Most First Downs, Rushing, Game

19 @ Balt., 12/6/81
18 vs. Clev., 11/25/82
17 @ G.B., 11/12/78
17 vs. Wash., 11/22/81

Most First Downs, Rushing, Opponent, Game

17 @ Chi., 9/30/84
15 vs. Clev., 12/3/61
15 vs. Pitt., 9/23/62
15 @ Cinc., 12/8/85

Fewest First Downs, Rushing, Game

0 vs. Phil., 11/1/70
1 Many times, last @ Hou., 11/10/91

Fewest First Downs, Rushing, Opponent, Game

0 Six times, last @ Atl., 12/21/92

Most First Downs, Passing, Season

208 1985
205 1983
202 1984

Most First Downs, Passing, Opponent, Season

193 1985
183 1989
181 1983

Fewest First Downs, Passing, Season

95 1970
105 1960
108 1965
135 1990*

Fewest First Downs, Passing, Opp., Season

94 1977
97 1960
105 1970
128 1978*

Most First Downs, Passing, Game

23 @ S.F., 11/10/63
22 @ Det., 9/15/95
21 @ Mia., 10/27/96

Most First Downs, Passing, Opponent, Game

21 vs. Chi., 11/18/62
21 vs. K.C., 11/20/83
21 @ StL., 11/11/84

Fewest First Downs, Passing, Game

2 @ Phoe., 10/14/90
3 Eight times, last @ Chi., 9/16/73

Fewest First Downs, Passing, Opponent, Game

1 Three times, last @ Jets, 12/21/75

Most First Downs, Penalty, Season

33 1985
30 1993
29 1978

Most First Downs, Penalty, Opponent, Season

38 1997
34 1987
30 1994

Fewest First Downs, Penalty, Season

9 1961, 1962, 1971
11 1963, 1967
18 1996*

Fewest First Downs, Penalty, Opp., Season

10 1969
12 1961
16 1991*

Most First Downs, Penalty, Game

7 vs. Wash., 12/26/93
6 vs. T.B., 10/9/83
5 Eight times, last vs. Phoe., 12/16/90

Most First Downs, Penalty, Opponent, Game

7 @ Jets, 10/4/87
6 Five times, last @ G.B., 11/23/97

NET YARDS GAINED RUSHING AND PASSING**Most Yards Gained, Season**

5,968 1979
5,959 1978, 1983

Most Yards Gained, Opponent, Season

5,608 1985
5,556 1989
5,427 1983

Fewest Yards Gained, Season

3,153 1960
3,704 1964
3,995 1965
4,081 1990*

Fewest Yards Gained, Opponent, Season

3,213 1977
3,463 1974
3,466 1973
3,933 1992*

Most Yards Gained, Game

652 vs. Phil., 10/9/66
583 vs. Balt., 9/4/78
578 vs. StL., 9/30/73

Most Yards Gained, Opponent, Game

583 @ Hou., 11/10/91
570 @ Cinc., 12/8/85
529 vs. Mia., 10/25/81

Most Yards Gained, Both Teams, Game

995 vs. Mia., 10/25/81
926 @ S.F., 11/10/63
900 @ Pitt., 10/27/63

Fewest Yards Gained, Game

90 vs. Phil., 9/15/91
100 @ Phoe., 10/14/90
108 @ Gia., 12/16/89

Fewest Yards Gained, Opponent, Game

62 vs. Sea., 10/11/92
63 @ G.B., 10/24/65
80 @ Phil., 11/6/66

Fewest Yards Gained, Both Teams, Game

255 @ G.B., 10/24/65
320 @ Phil., 11/6/66
333 @ Hou., 11/24/74

Most Consecutive Games, 300 or More Yards

17 1975-76
15 1978-79
13 1992-93

Most Consecutive Games, 400 or More Yards

4 1976
3 1983
2 Many times, last 1994

RUSHING**ATTEMPTS****Most Rushing Attempts, Season**

630 1981
625 1978
594 1980

Most Rushing Attempts, Opponent, Season

543 1989
511 1997
510 1984

Fewest Rushing Attempts, Season

311 1960
355 1989*
393 1990

**Fewest Rushing Attempts, Opponent, Season**

313 1969
339 1967
345 1992*

Most Rushing Attempts, Game

66 @ Balt., 12/6/81
59 vs. S.F., 10/12/80
58 @ G.B., 11/12/78

Most Rushing Attempts, Opponent, Game

53 vs. Gia., 11/7/76
52 vs. Gia., 12/17/72
51 vs. Gia., 9/16/90

Fewest Rushing Attempts, Game

10 @ N.O., 9/10/89
11 vs. Gia., 9/16/90
13 @ G.B., 10/8/89
13 @ Atl., 11/21/93
13 vs. Tenn., 11/27/97

Fewest Rushing Attempts, Opponent, Game

11 @ Atl., 12/21/92
12 vs. Pitt., 10/30/66
12 vs. Gia., 9/24/67
12 vs. Phil., 10/16/83

YARDS**Most Yards Gained Rushing, Season**

2,783 1978
2,711 1981
2,454 1974

Most Yards Gained Rushing, Opponent, Season

2,242 1960
2,226 1984
2,200 1986

Fewest Yards Gained Rushing, Season

1,049 1960
1,409 1989*
1,500 1990

Fewest Yards Gained Rushing, Opp., Season

1,050 1969
1,094 1967
1,144 1971
1,244 1992*

Most Yards Gained Rushing, Game

354 @ Balt., 12/6/81
313 @ G.B., 11/12/78
299 vs. Clev., 11/25/82

Most Yards Gained Rushing, Opponent, Game

289 vs. Phil., 10/22/61
283 @ Chi., 9/30/84
281 vs. Raid., 11/6/60

Most Yards Gained Rushing, Both Teams, Game

510 @ Balt., 12/6/81
466 vs. Phil., 10/22/61
450 vs. Gia., 10/15/61

Fewest Yards Gained Rushing, Game

20 @ N.O., 9/10/89
20 vs. Gia., 9/16/90
26 vs. Gia., 11/2/87

Fewest Yards Gained Rushing, Opponent, Game

7 vs. Pitt., 10/30/66
11 @ Clev., 9/17/67
16 @ Wash., 10/8/67

AVERAGE GAIN**Highest Average Gain Rushing, Season**

4.70 1962
4.52 1974
4.50 1966

Highest Average Gain Rushing, Opponent, Season

5.04 1960
4.92 1961
4.60 1963

Lowest Average Gain Rushing, Season

3.37 1960
3.45 1996
3.55 1994

Lowest Average Gain Rushing, Opponent, Season

3.22 1974
3.23 1967
3.24 1971

TOUCHDOWNS**Most Touchdowns Rushing, Season**

29 1995
26 1968, 1980, 1994

Most Touchdowns, Rushing, Opponent, Season

24 1960
21 1989
19 1962, 1987

Fewest Touchdowns, Rushing, Season

6 1960, 1961, 1997
7 1989

Fewest Touchdowns, Rushing, Opp., Season

3 1968, 1969
5 1973
7 1993*

Most Touchdowns, Rushing, Game

5 @ Phil., 9/29/68
5 @ Buff., 9/19/71
5 vs. Phoe., 12/16/90

Most Touchdowns, Rushing, Opponent, Game

5 Four times, last vs. Phil., 10/10/65

Most Touchdowns, Rushing, Both Teams, Game

6 Seven times, last vs. Phoe., 12/16/90

PASSING**ATTEMPTS****Most Passes Attempted, Season**

604 1984
587 1985
555 1988

Most Passes Attempted, Opponent, Season

558 1983
555 1993
549 1985

Fewest Passes Attempted, Season

297 1970
321 1973
354 1960
439 1981*

Fewest Passes Attempted, Opponent, Season

293 1960
326 1961
349 1974
432 1978*

Most Passes Attempted, Game

62 @ Det., 9/15/85
55 @ Gia., 11/6/88
53 @ Cin., 12/14/97

Most Passes Attempted, Opponent, Game

59 vs. K.C., 11/20/83
56 @ Hou., 11/10/91
55 vs. StL., 12/27/87
55 @ Oak., 11/19/95

Most Passes Attempted, Both Teams, Game

99 @ Phil., 10/23/88
95 @ Hou., 11/10/91
90 @ S.D., 11/13/83
90 vs., K.C., 11/20/83

Fewest Passes Attempted, Game

11 vs. Atl., 10/11/70
11 vs. Gia., 10/21/73
12 vs. Phil., 10/14/62

Fewest Passes Attempted, Opponent, Game

10 vs. Wash., 10/3/71
10 vs. Mia., 11/22/73
12 @ Pitt., 11/20/77

Fewest Passes Attempted, Both Teams, Game

28 @ Jets, 12/21/75
29 vs. Atl., 10/11/70
31 @ Gia., 10/10/76

COMPLETIONS**Most Passes Completed, Season**

346 1983
344 1985
322 1984, 1995

Most Passes Completed, Opponent, Season

334 1993
320 1991
301 1989

Fewest Passes Completed Season

149 1970
163 1960
168 1965
241 1981*

**Fewest Passes Completed, Opponent, Season**

145 1960
154 1977
162 1975
202 1978*

Most Passes Completed, Game

40 @ Det., 9/15/85
34 @ N.Y. Gia., 10/5/97
33 @ Rams., 9/3/84
33 @ Mia., 10/27/96

Most Passes Completed, Opponent, Game

41 @ Hou., 11/10/91
34 @ Atl., 12/21/92
33 vs. K.C., 11/20/83

Most Pass Completions, Both Teams, Game

65 @ Hou., 11/10/91
58 @ Phil., 10/23/88
57 @ S.D., 11/13/83

Fewest Passes Completed, Game

4 vs. Atl., 10/11/70
5 vs. Wash., 12/12/76
6 Six times, last @ Jets, 10/4/87

Fewest Passes Completed, Opponent, Game

2 @ Jets, 12/21/75
4 Four times, last vs. Rams, 9/21/75

Fewest Pass Completions, Both Teams, Game

8 @ Jets, 12/21/75
14 Five times, last vs. Rams 9/21/75

YARDS**Most Yards Gained, Passing, Season**

3,861 1985
3,842 1983
3,623 1995

Most Yards Gained, Passing, Opponent, Season

3,928 1983
3,755 1985
3,674 1962

Fewest Yards Gained, Passing, Season

2,013 1964
2,104 1960
2,149 1970
2,581 1990*

Fewest Yards Gained, Passing, Opp., Season

1,562 1977
1,909 1976
1,913 1970
2,288 1978*

Most Yards Gained, Passing, Game

452 @ Det., 9/15/85
440 vs. Phil., 10/9/66
419 @ S.F., 11/10/63

Most Yards Gained, Passing, Opponent, Game

437 vs. Chi., 11/18/62
425 @ Hou., 11/10/91
403 @ Gia., 10/6/85

Most Yards Gained, Passing, Both Teams, Game

720 @ Gia., 10/6/85
708 vs. Mia., 10/25/81
701 @ Wash., 11/13/66

Fewest Yards Gained, Passing, Game

-1 @ G.B., 10/24/65
34 @ Phoe., 10/14/90
38 @ Hou., 11/24/74

Fewest Yards Gained, Passing, Opp., Game

-10 @ G.B., 10/24/65
-1 @ Jets, 12/21/75
1 vs. Wash., 10/16/77

Fewest Yards Gained, Pass., Both Teams, Game

-11 @ G.B., 10/24/65
83 vs. Atl., 10/11/70
85 @ Jets, 12/21/75

COMPLETION PERCENTAGE**Highest Completion Percentage, Season**

66.7 1993 (317 of 475)
65.2 1995 (322 of 494)
64.0 1992 (314 of 491)

Highest Completion Percentage, Opp., Season

61.7 1989 (301 of 488)
60.2 1993 (334 of 555)
59.3 1991 (320 of 540)

Lowest Completion Percentage, Season

46.0 1960 (163 of 354)
46.4 1965 (168 of 362)
47.5 1964 (192 of 404)

Lowest Completion Percentage, Opp., Season

40.5 1960 (159 of 393)
41.6 1977 (154 of 370)
43.4 1975 (162 of 373)

Highest Completion Percentage, Game (10 att.)

87.5 @ Phil., 11/6/83 (21 of 24)
86.7 @ Gia., 10/10/76 (16 of 19)
85.7 @ Atl., 12/21/92 (18 of 21)

Highest Completion Percentage, Opponent, Game (10 att.)

85.7 @ Det., 12/11/60 (12 of 14)
84.2 @ N.O., 9/10/89 (16 of 19)
82.4 vs. Gia., 9/29/91 (28 of 34)

Highest Completion Percentage, Both Teams, Game

80.6 @ Gia., 10/10/76 (25 of 31)
78.7 vs. Gia., 9/29/91 (48 of 61)
78.0 @ Gia., 9/30/90 (39 of 50)

Lowest Completion Percentage, Game

22.7 vs. Wash., 12/12/76 (5 of 22)
28.6 vs. Wash., 9/26/65 (6 of 21)
29.0 vs. Phoe., 10/30/88 (9 of 31)
29.0 @ Phil., 12/15/91 (9 of 31)

Lowest Completion Percentage, Opp., Game

16.7 @ Jets, 12/21/75 (2 of 12)
18.2 @ StL., 10/23/60 (4 of 22)
21.1 @ G.B., 10/24/65 (4 of 19)

Lowest Completion Per., Both Teams, Game

28.6 @ Jets, 12/21/75 (8 of 28)
30.4 @ StL., 10/23/60 (14 of 46)
34.1 vs. Rams, 9/21/75 (14 of 41)

TOUCHDOWNS**Most Touchdowns, Passing, Season**

31 1962, 1983
30 1980

Most Touchdowns, Passing, Opponent, Season

33 1962
31 1963
30 1988

Fewest Touchdowns, Passing, Season

10 1964
12 1990*, 1996*

Fewest Touchdowns, Passing, Opp., Season

10 1970, 1996
11 1978

Most Touchdowns, Passing, Game

5 Six times, last @ Gia., 10/30/83
4 Many times, last @ Pitt., 8/31/97

Most Touchdowns, Passing, Opponent, Game

6 @ Gia., 12/16/62
5 Four times, last @ Clev., 11/2/69

SACKS**TOTAL SACKS****Most Sacks, Season**

62 1985
60 1966
58 1978

Most Sacks, Opponent, Season

68 1964
60 1986
55 1965
55 1966

Fewest Sacks, Season

20 1960, 1963
21 1961
23 1991*

Fewest Sacks, Opponent, Season

18 1995
19 1996
20 1994

Most Sacks, Game

12 @ Pitt., 11/20/66
12 @ Hou., 9/29/85
11 @ Det., 10/6/75
11 @ Jets, 10/4/87

Most Sacks, Opponent, Game

11 @ S.D., 11/16/86
11 vs. Phil., 9/15/91
10 vs. N.E., 11/22/84



- Most Sacks, Both Teams, Game**
 17 @ Pitt., 11/20/66
 15 @ S.D., 11/16/86
 14 Four times, last @ Hou., 9/29/85
- Games With No Sacks Allowed, Season**
 8 1994
 6 1995
 5 Four times, last 1992

SACK YARDAGE

- Most Sack Yardage, Season**
 459 1985
 452 1969
 442 1978
- Most Sack Yardage, Opponent, Season**
 503 1964
 498 1986
 403 1987
- Fewest Sack Yardage, Season**
 151 1991
 161 1963
 175 1960
- Fewest Sack Yardage, Opponent, Season**
 93 1994
 112 1992
 118 1995
- Most Sack Yardage, Game**
 84 vs. Det., 10/6/75
 84 @ Hou., 11/24/74
 82 @ Hou., 9/29/85
- Most Sack Yardage, Opponent, Game**
 93 @ S.D., 11/16/86
 77 vs. S.F., 11/23/72
 71 @ Atl., 9/15/74

INTERCEPTIONS

TOTAL INTERCEPTIONS

- Most Interceptions, Season**
 37 1981
 33 1985
 29 1967
- Most Interceptions, Opponent, Season**
 33 1960
 28 1967
 27 1961, 1988, 1989
- Fewest Interceptions, Season**
 7 1989, 1997
 10 1988
 11 1990
- Fewest Interceptions, Opponent, Season**
 6 1993
 10 1977, 1995
- Most Interceptions, Game**
 7 @ Phil., 9/26/71
 6 vs. Wash., 9/9/85
 5 Seven times, last vs. Ariz., 10/9/94
- Most Interceptions, Opponent, Game**
 5 Five times, last vs. Raid., 11/9/86

YARDS GAINED

- Most Yards, Season**
 549 1963
 523 1980
 482 1981
- Most Yards, Opponent, Season**
 586 1961
 437 1963
 396 1989
- Fewest Yards, Season**
 37 1989
 67 1988
 100 1960
- Fewest Yards, Opponent, Season**
 47 1993
 93 1974
 114 1979
- Most Yards, Game**
 183 vs. Wash., 11/3/63
 150 @ Phil., 9/26/71
 129 @ Wash., 9/16/81
- Most Yards, Opponent, Game**
 138 vs. Gia., 10/15/61
 129 @ Minn., 10/18/70
 127 @ Clev., 10/23/66

TOUCHDOWNS

- Most Touchdowns By Interceptions, Season**
 4 1985, 1995
 3 Six times, last 1994
- Most Touchdowns By Interceptions, Opponent, Season**
 6 1961
 5 1963
 4 1964, 1984, 1990

PUNTING

TOTAL PUNTS

- Most Punts, Season**
 108 1984
 87 1986
 86 1997
- Most Punts, Opponent, Season**
 108 1978
 103 1977
 99 1984
- Fewest Punts, Season**
 51 1972
 55 1995*
 56 1971, 1993
- Fewest Punts, Opponent, Season**
 43 1961
 50 1960
 52 1963
 55 1995*
- Most Punts, Game**
 11 @ Atl., 9/15/74
 11 vs. G.B., 9/23/84
 10 Seven times, last vs. Chi., 11/17/85
- Most Punts, Opponent, Game**
 11 @ Rams, 9/30/62
 11 vs. Buff., 11/15/76
 11 vs. N.E., 11/22/84
- Most Punts, Both Teams, Game**
 21 vs. Buff., 11/15/76
 21 vs. N.E., 11/22/84
 20 vs. G.B., 9/23/84
- Fewest Punts, Game**
 0 vs. Clev., 12/3/61
 0 vs. Det., 9/15/68
 0 vs. Balt., 9/4/78
- Fewest Punts, Opponent, Game**
 0 vs. Phil., 10/22/61
 0 vs. Gia., 9/29/91
 1 11 times, last @ N.O. 12/19/94
- Fewest Punts, Both Teams, Game**
 1 vs. Clev., 12/3/61
 2 vs. Phil., 10/22/61
 3 Six times, last @ Atl., 10/29/95
- Consecutive Punts, No Blocks**
 545 1989-97 (current)
 396 1961-66
 382 1978-83
- Consecutive Punts, No Blocks, Opponent**
 591 1977-84
 454 1992-97 (current)
 330 1960-65

AVERAGE YARDAGE

- Highest Average Distance, Punting, Season**
 45.4 1962
 44.2 1963
 43.3 1969
- Highest Average Distance, Punting, Opponent, Season**
 46.1 1996
 45.5 1961
 43.6 1997
- Highest Avg. Distance, Punting, Game (4 punts)**
 55.3 vs. Chi., 9/28/97
 53.4 vs. N.O., 11/3/68
 53.0 vs. Cin., 11/4/73
- Highest Average Distance, Punting, Opponent, Game (4 punts)**
 54.4 @ Mia., 10/27/96
 54.3 @ Clev., 10/17/65
 54.0 vs. Gia., 10/5/80

**PUNT RETURNS****TOTAL RETURNS****Most Punt Returns, Season**63 1978
62 1974
61 1977**Most Punt Returns, Opponent, Season**55 1984
53 1983
45 1987**Fewest Punt Returns, Season**18 1962
23 1963, 1995***Fewest Punt Returns, Opponent, Season**15 1972
17 1961
18 1960
22 1995***Most Punt Returns, Game**9 vs. Buff., 11/15/76
8 vs. Clev., 11/25/82
8 @ Hou., 12/13/82**Most Punt Returns, Opponent, Game**8 vs. Gia., 11/4/84
7 Five times, last vs. Phoe., 10/30/88**YARDS GAINED****Most Yards, Punt Returns, Season**573 1974
556 1980
550 1992**Most Yards, Punt Returns, Opponent, Season**588 1983
438 1990
397 1992**Fewest Yards, Punt Returns, Season**81 1962
103 1961
134 1972
197 1989***Fewest Yards, Punt Returns, Opponent, Season**41 1972
52 1964
83 1960
169 1993***Most Yards, Punt Returns, Game**126 vs. G.B., 11/29/64
124 @ Phil., 12/15/91
122 vs. Pitt., 12/8/68**Most Yards, Punt Returns, Opponent, Game**112 @ STL., 10/13/74
109 vs. STL., 11/16/70
105 vs. Pitt., 9/17/61
105 @ Jets, 11/4/90**TOUCHDOWNS****Most Touchdowns, Punt Returns, Season**2 1968, 1992, 1993
1 Eight times, last 1997**Most Touchdowns, Punt Returns, Opp., Season**

1 Nine times, last 1990

KICKOFF RETURNS**TOTAL RETURNS****Most Kickoff Returns, Season**77 1989
70 1983
69 1988**Most Kickoff Returns, Opponent, Season**85 1995
82 1994
78 1983**Fewest Kickoff Returns, Season**33 1973
36 1969, 1993***Fewest Kickoff Returns, Opponent, Season**32 1960
43 1961
46 1989***Most Kickoff Returns, Game**9 @ Minn., 10/18/70
8 Five times, last vs. Minn., 11/13/88**Most Kickoff Returns, Opponent, Game**10 vs. Det., 9/15/68
9 Five times, last vs. N.E., 10/24/71**YARDS GAINED****Most Yards, Kickoff Returns, Season**1,709 1989
1,520 1997
1,410 1988**Most Yards, Kickoff Returns, Opponent, Season**1,806 1983
1,709 1978, 1994**Fewest Yards, Kickoff Returns, Season**699 1992
718 1969
725 1973**Fewest Yards, Kickoff Returns, Opponent, Season**811 1960
853 1989*
948 1961**Most Yards, Kickoff Returns, Game**260 vs. S.F., 11/7/65
235 vs. Atl., 10/20/96
208 vs. Minn., 11/13/88**Most Yards, Kickoff Returns, Opponent, Game**261 @ Phil., 11/6/66
258 vs. G.B., 10/3/93
219 vs. Balt., 9/4/78**TOUCHDOWNS****Most Touchdowns, Kickoff Returns, Season**2 1971
1 Nine times, last 1994**Most Touchdowns, Kickoff Returns, Opponent, Season**3 1966
1 Six times, last 1993**FUMBLES****TOTAL FUMBLES****Most Fumbles, Season**46 1961
45 1981
44 1986**Most Fumbles, Opponent, Season**44 1973
43 1975, 1981**Fewest Fumbles, Season**16 1992
21 1968
21 1960**Fewest Fumbles, Opponent, Season**15 1994
16 1995
20 1979**Most Fumbles, Game**7 vs. Gia., 10/11/71
6 Five times, last vs. STL., 10/26/86**Most Fumbles, Opponent, Game**7 @ Wash., 11/28/65
7 vs. K.C., 11/10/75
6 Five times, last @ Ariz., 9/9/97**FUMBLES LOST****Most Fumbles Lost, Season**

21 1961, 1971, 1979

Most Fumbles Lost, Opponent, Season25 1971
23 1973
21 1983**Fewest Fumbles Lost, Season**9 1990, 1992
10 1966, 1994**Fewest Fumbles Lost, Opponent, Season**6 1995
9 1988, 1994**Most Fumbles Lost, Game**5 @ N.O., 11/3/68
5 vs. Gia., 10/11/71
5 vs. K.C., 11/10/75**Most Fumbles Lost, Opponent, Game**

5 Four times, last vs. Raid., 10/23/83

Most Consecutive Games Without Losing Fumble5 1997
4 1991, 1992, 1994, 1996



PENALTIES

TOTAL PENALTIES

Most Penalties, Season

141 1988
131 1987
116 1997

Most Penalties, Opponent, Season

112 1995
108 1985
106 1980

Fewest Penalties, Season

47 1961
62 1960, 1962
74 1991*

Fewest Penalties, Opponent, Season

38 1961
50 1965
52 1963, 1973
70 1979*

Most Penalties, Game

17 @ Clev., 12/4/88
16 @ Jets, 10/4/87
16 @ Phil., 10/23/88

Most Penalties, Opponent, Game

14 T.B., 10/9/83
13 Five times, last vs. Phil., 9/15/97

Fewest Penalties, Game

0 @ StL., 12/10/61
0 vs. Wash., 11/23/80
0 @ Wash., 11/5/89

Fewest Penalties, Opponent, Game

0 @ Pitt., 10/21/62
0 @ Phil., 12/5/65
1 21 times, last @ Wash., 10/1/95

YARDS PENALIZED

Most Yards Penalized, Season

1,148 1988
1,091 1987
1,058 1997

Most Yards Penalized, Opponent, Season

990 1985
989 1980
913 1995

Fewest Yards Penalized, Season

427 1961
600 1960
610 1991*

Fewest Yards Penalized, Opponent, Season

362 1961
479 1963
483 1965
653 1993*

Most Yards Penalized, Game

161 @ Wash., 11/2/70
159 vs. Phil., 10/13/68
142 @ Clev., 12/4/88

Most Yards Penalized, Opponent, Game

185 vs. T.B., 10/9/83
166 @ StL., 10/9/77
150 @ Jets, 10/4/87

Fewest Yards Penalized, Game

0 @ StL., 12/10/61
0 vs. Wash., 11/23/80
0 @ Wash., 11/5/89

Fewest Yards Penalized, Opponent, Game

0 @ Pitt., 10/21/62
0 @ Phil., 12/5/65
3 vs. Det., 9/15/68

BLOCKED KICKS

BLOCKS

(Extra Points, Field Goals and Punts)

Most, Season

14 1965
7 1968
6 1963, 1973
5 1978, 1986

Most, Season, Opponent

7 1973
6 1960
4 1965, 1977, 1989

Most, Game

3 @ Pitt., 10/31/65
2 11 times, last vs. Det., 9/19/94

Most, Game, Opponent

3 @ Wash., 10/8/73
2 Eight times, last @ StL., 11/11/84

BLOCKED EXTRA POINTS

Most, Season

4 1965
2 1963, 1968, 1979*

Most, Season, Opponent

2 1960, 1979
1 6 times, last 1992

Most, Game

2 @ Pitt., 10/31/65
1 Many times, last @ Gia., 12/16/89

Most, Game, Opponent

2 vs. Phil., 9/30/60
2 @ Minn., 10/7/79
1 Six times, last @ Phoe., 11/22/92

BLOCKED FIELD GOALS

Most, Season

9 1965
5 1968
4 1963, 1969, 1973, 1978

Most, Season, Opponent

5 1973
4 1960
3 1965, 1991

Most, Game

2 Five times, last vs. Det., 9/19/94

Most, Game, Opponent

2 Five times, last @ StL., 11/11/84

BLOCKED PUNTS

Most, Season

4 1976
3 1991
2 1973, 1977, 1990, 1992

Most, Season, Opponent

2 1973, 1976, 1989

Most, Game

2 vs. Gia., 10/21/73
2 @ Hou., 11/10/91
1 Many times, last @ Gia., 9/13/92

Most, Game, Opponent

1 Many times, last @ Gia., 12/16/89

Largest Margin

VICTORY

- 49 pts, (56-7) vs. Phila., Oct. 9, 1966
- 46 pts, (59-13) @ Detroit, Sept. 15, 1968
- 45 pts, (52-7) vs. N.Y. Gia., Sept. 18, 1966
- 45 pts, (59-14) vs. San Fran., Oct. 12, 1980
- 44 pts, (51-7) vs. Seattle, Nov. 27, 1980
- 42 pts, (52-10) vs. Houston, Dec. 20, 1970
- 42 pts, (52-10) vs. N.Y. Jets, Dec. 4, 1971
- 38 pts, (38-0) @ Baltimore, Sept. 4, 1978
- 37 pts, (40-3) @ N.O., Sept. 24, 1973
- 37 pts, (37-0) vs. Detroit, Oct. 30, 1977

DEFEAT

- 44 pts, (44-0) vs. Chicago, Nov. 17, 1985
- 41 pts, (48-7) vs. Cleveland, Oct. 16, 1960
- 41 pts, (54-13) @ Minnesota, Oct. 18, 1970
- 40 pts, (43-3) vs. Minnesota, Nov. 13, 1988
- 38 pts, (45-7) vs. Baltimore, Oct. 30, 1960
- 38 pts, (38-0) vs. St. Louis, Nov. 16, 1970
- 36 pts, (43-7) vs. Phila., Oct. 22, 1961
- 34 pts, (41-7) @ Green Bay, Nov. 13, 1960
- 32 pts, (52-20) @ St. Louis, Dec. 9, 1962
- 32 pts, (42-10) @ Cleveland, Nov. 2, 1969



Cowboys Big Days

RUSHING

- 237 - Emmitt Smith @ Philadelphia, Oct. 31, 1993 (30 carries).
206 - Tony Dorsett vs. Philadelphia, Dec. 4, 1977 (23 carries).
 183 - Tony Dorsett @ N.Y. Giants, Nov. 9, 1980 (24 carries).
 182 - Emmitt Smith @ Phoenix, Sept. 22, 1991 (23 carries).
 175 - Tony Dorsett @ Baltimore, Dec. 6, 1981 (30 carries).
 174 - Emmitt Smith @ Atlanta, Dec. 21, 1992 (24 carries).
 173 - Herschel Walker @ New England, Nov. 15, 1987 (28 carries).
 172 - Emmitt Smith vs. Philadelphia, Dec. 6, 1993 (23 carries).
 171 - Emmitt Smith @ Pittsburgh, Sept. 4, 1994 (31 carries).
 168 - Emmitt Smith @ N.Y. Giants, Jan. 2, 1994 (32 carries).
 167 - Emmitt Smith @ Atlanta, Oct. 29, 1995 (26 carries).
 163 - Emmitt Smith vs. Philadelphia, Nov. 1, 1992 (30 carries).
 163 - Emmitt Smith vs. N.Y. Giants, Nov. 7, 1994 (35 carries).
 163 - Emmitt Smith @ N.Y. Giants, Sept. 4, 1995 (21 carries).
 162 - Tony Dorsett @ New England, Sept. 21, 1981 (19 carries).
 160 - Emmitt Smith vs. Atlanta, Dec. 22, 1991 (32 carries).
 159 - Tony Dorsett vs. L.A. Rams, Oct. 18, 1981 (27 carries).
 159 - Tony Dorsett @ Houston, Sept. 29, 1985 (23 carries).
 158 - Emmitt Smith vs. Philadelphia, Nov. 6, 1995 (27 carries).
 155 - Emmitt Smith vs. Washington, Nov. 28, 1996 (29 carries).
 154 - Tony Dorsett vs. St. Louis, Sept. 24, 1978 (21 carries).
 153 - Calvin Hill vs. San Francisco, Nov. 10, 1974 (32 carries).
 153 - Tony Dorsett @ Minnesota, Jan. 3, 1983 (16 carries).
 153 - Emmitt Smith vs. Washington, Dec. 26, 1993 (21 carries).
 152 - Tony Dorsett vs. New Orleans, Nov. 19, 1978 (25 carries).
 152 - Emmitt Smith @ L.A. Raiders, Oct. 25, 1992 (29 carries).
 151 - Tony Dorsett @ Washington, Sept. 5, 1983 (14 carries).
 150 - Calvin Hill @ Washington, Nov. 16, 1969 (27 carries).
 150 - Emmitt Smith @ Minnesota, Sept. 17, 1995 (20 carries).
 149 - Tony Dorsett @ Green Bay, Nov. 12, 1978 (23 carries).
 149 - Herschel Walker @ Phoenix, Sept. 12, 1988 (29 carries).
 147 - Tony Dorsett vs. Baltimore, Sept. 4, 1978 (15 carries).
 145 - Tony Dorsett @ Minnesota, Oct. 7, 1979 (21 carries).
 143 - Emmitt Smith vs. Detroit, Sept. 19, 1994 (29 carries).
141 - Tony Dorsett @ St. Louis, Oct. 9, 1977 (14 carries).
 141 - Tony Dorsett @ Minnesota, Oct. 2, 1983 (26 carries).

100-YARD RUSHING GAMES - CAREER

| | 100-YARD GAMES | TEAM RECORD | PCT. |
|----------------------|----------------|-------------|-------|
| Emmitt Smith..... | 48 | 39-9 | .813 |
| Tony Dorsett..... | 43 | 39-4 | .907 |
| Calvin Hill..... | 16 | 14-2 | .875 |
| Don Perkins..... | 10 | 5-4-1 | .550 |
| Herschel Walker..... | 9 | 5-4 | .556 |
| Duane Thomas..... | 6 | 6-0 | 1.000 |
| Robert Newhouse..... | 5 | 5-0 | 1.000 |
| Walt Garrison..... | 2 | 2-0 | 1.000 |
| Scott Laidlaw..... | 2 | 2-0 | 1.000 |
| Amos Marsh..... | 2 | 2-0 | 1.000 |
| Dan Reeves..... | 2 | 1-1 | .500 |
| Paul Palmer..... | 1 | 1-0 | 1.000 |
| Preston Pearson..... | 1 | 0-1 | .000 |
| Total..... | 147 | 121-25-1 | .827 |

RECEIVING

- 246 - Bob Hayes @ Washington, Nov. 13, 1966 (9 catches).
 241 - Frank Clarke vs. Washington, Sept. 16, 1962 (10 catches).
 223 - Lance Rentzel vs. Washington, Nov. 19, 1967 (13 catches).
 213 - Tony Hill vs. Philadelphia, Nov. 12, 1979 (7 catches).
 210 - Michael Irvin vs. Phoenix, Sept. 20, 1992 (8 catches).
203 - James Dixon @ Phoenix, Nov. 12, 1989 (6 catches).
 203 - Kevin Williams @ Arizona, Dec. 25, 1995 (9 catches).
 198 - Michael Irvin @ Arizona, Dec. 8, 1996 (8 catches).
 195 - Bob Hayes vs. N.Y. Giants, Sept. 18, 1966 (6 catches).
 190 - Frank Clarke @ San Francisco, Nov. 10, 1963 (8 catches).
 188 - Drew Pearson @ Detroit, Oct. 6, 1975 (6 catches).
 187 - Bob Hayes vs. Houston, Dec. 20, 1970 (6 catches).
 186 - Michael Irvin @ Miami, Oct. 27, 1996 (12 catches).
 181 - Bob Hayes vs. Baltimore, Dec. 13, 1969 (5 catches).
 181 - Tony Hill @ Detroit, Sept. 15, 1985 (11 catches).



Receiving, cont.

- 177 - Bob Hayes vs. Philadelphia, Oct. 10, 1965 (8 catches).
 170 - Bob Hayes @ Pittsburgh, Oct. 22, 1967 (7 catches).
 170 - Herschel Walker vs. Philadelphia, Dec. 14, 1986 (9 catches).
 169 - Michael Irvin vs. Atlanta, Dec. 22, 1991 (10 catches).
 168 - Frank Clarke @ N.Y. Giants, Oct. 20, 1963 (4 catches).
 168 - Michael Irvin vs. L.A. Rams, Nov. 15, 1992 (8 catches).
 168 - Michael Irvin vs. San Francisco, Oct. 17, 1993 (12 catches).

100-YARD RECEIVING GAMES - CAREER

| | 100-YARD GAMES | TEAM RECORD | PCT. |
|------------------------|----------------|-------------|-------|
| Michael Irvin | 43 | 33-10 | .767 |
| Tony Hill | 26 | 17-9 | .654 |
| Bob Hayes | 21 | 16-5 | .762 |
| Drew Pearson | 19 | 11-8 | .579 |
| Lance Rentzel | 12 | 10-2 | .833 |
| Frank Clarke | 12 | 4-6-2 | .417 |
| Alvin Harper | 6 | 4-2 | .667 |
| Bill Howton | 5 | 1-4 | .200 |
| Jay Novacek | 4 | 1-3 | .250 |
| Doug Cosbie | 4 | 2-2 | .500 |
| Mike Renfro | 4 | 2-2 | .500 |
| Ray Alexander | 3 | 1-2 | .333 |
| Herschel Walker | 3 | 1-2 | .333 |
| Doug Donley | 2 | 2-0 | 1.000 |
| Billy Joe DuFree | 2 | 2-0 | 1.000 |
| Preston Pearson | 2 | 2-0 | 1.000 |
| Dan Reeves | 2 | 2-0 | 1.000 |
| Ron Sellers | 2 | 2-0 | 1.000 |
| Mike Sherrard | 2 | 2-0 | 1.000 |
| Emmitt Smith | 2 | 2-0 | 1.000 |
| Kelvin Edwards | 2 | 1-1 | .500 |
| Lee Folkins | 2 | 1-1 | .500 |
| Jim Doran | 2 | 0-2 | .000 |
| Cornell Burbage | 1 | 1-0 | 1.000 |
| Buddy Dial | 1 | 1-0 | 1.000 |
| Tony Dorsett | 1 | 1-0 | 1.000 |
| Ron Springs | 1 | 1-0 | 1.000 |
| Kevin Williams | 1 | 1-0 | 1.000 |
| Tommy McDonald | 1 | 0-0-1 | .500 |
| James Dixon | 1 | 0-1 | .000 |
| Butch Johnson | 1 | 0-1 | .000 |
| Karl Powe | 1 | 0-1 | .000 |
| Total | 191 | 124-64-3 | .657 |

PASSING

- 460 - Don Meredith @ San Francisco, Nov. 10, 1963 (30 of 48).
 406 - Don Meredith @ Washington, Nov. 13, 1966 (21 of 29).
 394 - Don Meredith @ Philadelphia, Nov. 6, 1966 (14 of 24).
 389 - Gary Hogeboom @ San Francisco, Dec. 22, 1985 (28 of 49).
379 - Troy Aikman @ Phoenix, Nov. 12, 1989 (21 of 40).
 377 - Danny White vs. Tampa Bay, Oct. 9, 1983 (29 of 44).
 363 - Troy Aikman @ Miami, Oct. 27, 1996 (33 of 41).
 362 - Danny White vs. Atlanta, Oct. 27, 1985 (27 of 47).
 359 - Danny White @ Washington, Dec. 13, 1987 (27 of 49).
 358 - Don Meredith vs. N.Y. Giants, Sept. 18, 1966 (14 of 24).
 356 - Troy Aikman vs. Tennessee, Nov. 27, 1997 (27 of 42).
 354 - Danny White vs. Miami, Oct. 25, 1981 (22 of 32).
 350 - Troy Aikman @ Arizona, Dec. 25, 1995 (21 of 32).
 349 - Craig Morton vs. Houston, Dec. 20, 1970 (13 of 17).
 347 - Danny White vs. Pittsburgh, Sept. 13, 1982 (25 of 36).
 345 - Eddie LeBaron vs. Pittsburgh, Sept. 24, 1960 (15 of 28).
 343 - Gary Hogeboom @ L.A. Rams, Sept. 3, 1984 (33 of 47).
 342 - Danny White @ N.Y. Giants, Oct. 6, 1985 (31 of 46).
 342 - Steve Pelluer @ Philadelphia, Oct. 23, 1988 (32 of 46).
 341 - Danny White vs. Minnesota, Nov. 26, 1987 (25 of 41).

300-YARD PASSING GAMES - CAREER

| | 300-YARD GAMES | TEAM RECORD | PCT. |
|----------------------|----------------|-------------|-------|
| Danny White | 10 | 5-5 | .500 |
| Troy Aikman | 10 | 5-5 | .500 |
| Don Meredith | 7 | 6-1 | .857 |
| Roger Staubach | 5 | 3-2 | .600 |
| Steve Pelluer | 4 | 2-2 | .500 |
| Gary Hogeboom | 3 | 2-1 | .667 |
| Jason Garrett | 1 | 1-0 | 1.000 |
| Eddie LeBaron | 1 | 0-1 | .000 |
| Craig Morton | 1 | 1-0 | 1.000 |
| Total | 42 | 25-17 | .595 |

Bold denotes rookie



Cowboys Longest Plays

LONG RUNS FROM SCRIMMAGE

- 99 - Tony Dorsett @ Minnesota, Jan. 3, 1983 (TD).
84 - Tony Dorsett vs. Philadelphia, Dec. 4, 1977 (TD).
 84 - Herschel Walker vs. Philadelphia, Dec. 14, 1986 (TD).
77 - Tony Dorsett @ St. Louis, Oct. 9, 1977 (TD).
 77 - Tony Dorsett @ Washington, Sept. 5, 1983.
 75 - Tony Dorsett @ New England, Sept. 21, 1981 (TD).
 75 - Emmitt Smith vs. Washington, Sept. 9, 1991 (TD).
73 - Amos Bullocks vs. Chicago, Nov. 18, 1962 (TD).
71 - Amos Marsh vs. N.Y. Giants, Oct. 15, 1961.
 70 - Amos Marsh @ Washington, Nov. 4, 1962.
68 - Les Shy vs. Philadelphia, Oct. 9, 1966.
 68 - Emmitt Smith vs. N.Y. Giants, Nov. 26, 1992 (TD).
 67 - Dan Reeves vs. Washington, Dec. 11, 1966 (TD).
 64 - Jim Stiger @ Washington, Nov. 22, 1964.
 63 - Tony Dorsett vs. New Orleans, Nov. 19, 1978.
 63 - Paul Palmer @ Kansas City, Oct. 22, 1989 (TD).
 62 - Kelvin Edwards vs. Philadelphia, Oct. 11, 1987 (TD).
 62 - Emmitt Smith @ Philadelphia, Oct. 31, 1993 (TD).
 60 - Tony Dorsett vs. Atlanta, Oct. 27, 1985 (TD).
 60 - Herschel Walker @ New England, Nov. 15, 1987 (TD).
 60 - Emmitt Smith @ Phoenix, Sept. 22, 1991 (TD).
 60 - Emmitt Smith @ N.Y. Giants, Sept. 4, 1995 (TD).

LONG FORWARD PASSES

- 95 - Don Meredith to Bob Hayes @ Washington, Nov. 13, 1966 (TD).
 91 - Roger Staubach to Tony Dorsett vs. Baltimore, Sept. 4, 1978 (TD).
 90 - Troy Aikman to Alvin Harper @ San Francisco, Nov. 13, 1994.
 89 - Craig Morton to Bob Hayes @ Kansas City, Oct. 25, 1970 (TD).
 87 - Troy Aikman to Michael Irvin vs. Phoenix, Sept. 20, 1992 (TD).
 86 - Craig Morton to Lance Rentzel vs. Philadelphia, Nov. 1, 1970 (TD).
 86 - Bernie Kosar to Emmitt Smith vs. Phoenix, Nov. 14, 1993.
 85 - Eddie LeBaron to Amos Marsh @ L.A. Rams, Sept. 30, 1962 (TD).
 85 - Roger Staubach to Bob Hayes @ N.Y. Giants, Dec. 12, 1971 (TD).
 84 - Don Meredith to Pete Gent vs. Pittsburgh, Oct. 30, 1966 (TD).
 84 - Steve Pelluer to Herschel Walker vs. Philadelphia, Dec. 14, 1986 (TD).

LONG PUNTS

- 84 - Ron Widby @ New Orleans, Nov. 3, 1968.
 75 - Sam Baker @ L.A. Rams, Sept. 30, 1962.
75 - Billy Lothridge vs. N.Y. Giants, Oct. 11, 1964.
 73 - Danny White vs. L.A. Rams, Oct. 14, 1979.
72 - Toby Gowin vs. Chicago, Sept. 28, 1997.
 71 - Sam Baker @ N.Y. Giants, Dec. 16, 1962.
71 - Billy Lothridge vs. St. Louis, Sept. 12, 1964.
 67 - Dave Sherer @ St. Louis, Oct. 23, 1960.
 64 - Sam Baker vs. N.Y. Giants, Dec. 1, 1963.
 64 - Mike Saxon vs. Atlanta, Dec. 22, 1991.

LONG PUNT RETURNS

- 98 - Dennis Morgan @ St. Louis, Oct. 13, 1974 (TD).**
 90 - Bob Hayes vs. Pittsburgh, Dec. 8, 1968 (TD).
 85 - Kelvin Martin @ Philadelphia, Dec. 15, 1991 (TD).
 83 - Kevin Williams vs. Washington, Nov. 20, 1994 (TD).
 83 - Deion Sanders vs. Chicago, Sept. 28, 1997 (TD).
 79 - Kelvin Martin vs. Washington, Sept. 7, 1992 (TD).
 74 - Kelvin Martin vs. L.A. Rams, Nov. 15, 1992 (TD).
 69 - Bob Hayes vs. St. Louis, Nov. 23, 1967 (TD).
69 - Mel Renfro vs. Green Bay, Nov. 29, 1964 (TD).
 68 - Gary Allen vs. Kansas City, Nov. 20, 1983 (TD).

Bold denotes rookie



LONG KICKOFF RETURNS

- 102 - Alexander Wright vs. Atlanta, Dec. 22, 1991 (TD).
 101 - Amos Marsh vs. Philadelphia, Oct. 14, 1962 (TD).
101 - Ike Thomas vs. N.Y. Jets, Dec. 4, 1971 (TD).
 100 - Mel Renfro vs. San Francisco, Nov. 7, 1965 (TD).
100 - Mark Washington @ Washington, Nov. 22, 1970 (TD).
97 - Thomas Henderson vs. St. Louis, Sept. 28, 1975 (TD).
97 - James Dixon @ Kansas City, Oct. 22, 1989 (TD).
90 - James Dixon @ Green Bay, Oct. 8, 1989.
90 - Alexander Wright vs. N.Y. Giants, Sept. 16, 1990 (TD).
89 - Ike Thomas vs. L.A. Rams, Nov. 25, 1971 (TD).
 89 - Herschel Walker vs. Atlanta, Oct. 23, 1996.

LONG INTERCEPTION RETURNS

- 100 - Mike Gaechter vs. Philadelphia, Oct. 14, 1962 (TD).**
 96 - Dennis Thurman @ Washington, Sept. 6, 1981.
 94 - Darren Woodson @ Philadelphia, Dec. 4, 1994 (TD).
 90 - Mel Renfro @ St. Louis, Oct. 4, 1965 (TD).
 86 - Mike Gaechter vs. Washington, Nov. 3, 1963.
 79 - Thomas Henderson vs. Tampa Bay, Oct. 2, 1977 (TD).
 78 - Dennis Thurman @ St. Louis, Nov. 2, 1980 (TD).
 74 - Jim Ridlon @ N.Y. Giants, Nov. 8, 1964 (TD).
 68 - Randy Hughes vs. Cincinnati, Sept. 30, 1979.
 68 - Dexter Clinkscale vs. N.Y. Giants, Sept. 18, 1983 (TD).

LONG FUMBLE RETURNS

- 97 - Chuck Howley @ Atlanta, Oct. 2, 1966 (TD).
 86 - Michael Downs @ Houston, Dec. 13, 1982 (TD).
 84 - Don Bishop vs. St. Louis, Oct. 28, 1962 (TD).
 77 - Jim Jeffcoat vs. Washington, Sept. 24, 1989 (TD).
 72 - Benny Barnes @ San Francisco, Oct. 11, 1981 (TD).
 63 - Jim Ridlon vs. Philadelphia, Dec. 6, 1964 (TD).
 58 - Chuck Howley vs. San Francisco, Nov. 7, 1965.
 54 - Mike Montgomery vs. Detroit, Oct. 30, 1972 (TD).
 42 - Bob Lilly @ St. Louis, Dec. 15, 1963 (TD).
 41 - Bob Lilly @ Washington, Nov. 28, 1965.

LONG RETURNS OF FIELD GOAL ATTEMPTS

- 94 - Jerry Norton @ St. Louis, Dec. 9, 1962 (TD).
 62 - Ron Fellows vs. New Orleans, Sept. 25, 1983 (TD).
 60 - Mike Gaechter @ Washington, Nov. 28, 1965 (TD).
60 - Obert Logan @ N.Y. Giants, Dec. 19, 1965 (TD).
 51 - Bernard Ford @ Philadelphia, Dec. 10, 1989.

Bold denotes rookie



Pro Bowl Safety Darren Woodson



The Last Time . . .

400 YARDS TOTAL OFFENSE

- By Cowboys** - 402 @ Cincinnati, 12/14/97
Playoffs - 438, vs. Minnesota, 12/28/96
By Opponents - 419, @ Cincinnati, 12/14/97
Playoffs - 415, @ San Francisco, 1/17/93

500 YARDS TOTAL OFFENSE

- By Cowboys** - 554, @ Detroit, 9/15/85
Playoffs - 528, vs. L.A. Rams, 12/28/80
By Opponents - 583, @ Houston, 11/10/91
Playoffs - Has never happened

300 YARDS PASSING IN A GAME BY A PLAYER

- By Cowboys** - Troy Aikman, 356, vs. Tennessee, 11/27/97
Playoffs - Troy Aikman, 380, @ San Francisco, 1/15/95
By Opponents - Gus Frerotte, 346, @ Washington, 12/22/96
Playoffs - Brett Favre, 307, Green Bay, 1/14/96

400 YARDS PASSING IN A GAME BY A PLAYER

- By Cowboys** - Don Meredith, 406, @ San Francisco, 11/13/66
Playoffs - Has never happened
By Opponents - Warren Moon, @ Houston, 432, 11/10/91
Playoffs - Has never happened

4 TOUCHDOWN PASSES IN A GAME BY A PLAYER

- By Cowboys** - Troy Aikman, @ Pittsburgh, 8/31/97
Playoffs - Troy Aikman, vs. Buffalo, 1/31/93
By Opponents - Brett Favre, @ Green Bay, 11/23/97
Playoffs - Terry Bradshaw, Pittsburgh, 1/21/79

100 YARDS RUSHING IN A GAME BY A PLAYER

- By Cowboys** - Emmitt Smith, 126, @ Philadelphia, 10/26/97
Playoffs - Emmitt Smith, 116, vs. Minnesota, 12/28/96
By Opponents - Corey Dillon, 127, @ Cincinnati, 12/14/97
Playoffs - Anthony Johnson, 104, @ Carolina, 1/5/97

200 YARDS RUSHING IN A GAME BY A PLAYER

- By Cowboys** - Emmitt Smith, 237, @ Philadelphia, 10/31/93
Playoffs - Has never happened
By Opponents - Greg Bell, 206, @ Buffalo, 11/18/84
Playoffs - Eric Dickerson, 248, @ L.A. Rams, 1/4/86

3 TOUCHDOWNS RUSHING IN A GAME BY A PLAYER

- By Cowboys** - Emmitt Smith (4, 4, 3), vs. Washington, 11/28/96
Playoffs - Emmitt Smith (1, 5, 16), vs. Green Bay, 1/14/96
By Opponents - Terry Allen (1, 2, 6), @ Washington, 12/22/96
Playoffs - Larry Schreiber (1, 1, 1), @ San Francisco, 12/23/72

100 YARDS RECEIVING IN A GAME BY A PLAYER

- By Cowboys** - Michael Irvin, 117, @ Cincinnati, 12/14/97
Playoffs - Michael Irvin, 103, vs. Minnesota, 12/28/96
By Opponents - Darnay Scott, 112, @ Cincinnati, 12/14/97
Playoffs - Robert Brooks, 105, Green Bay, 1/14/96

3 TOUCHDOWN CATCHES IN A GAME BY A PLAYER

- By Cowboys** - Michael Irvin (87, 41, 4), vs. Phoenix, 9/20/92
Playoffs - Preston Pearson (18, 15, 19), @ L.A. Rams, 1/14/76
By Opponents - Anthony Miller (11, 59, 3), Denver, 9/10/95
Playoffs - Has never happened

3 TOUCHDOWNS IN A GAME BY A PLAYER

- By Cowboys** - Emmitt Smith (3 rushing), vs. Washington, 11/28/96
Playoffs - Emmitt Smith (3 rushing), vs. Green Bay, 1/14/96
By Opponents - Terry Allen (3 rushing), @ Washington, 12/22/96
Playoffs - Larry Schreiber (3 rushing), @ San Francisco, 12/23/72

4 TOUCHDOWNS IN A GAME BY A PLAYER

- By Cowboys** - Emmitt Smith (4 rushing), @ N.Y. Giants, 9/4/95
Playoffs - Has never happened
By Opponents - Sterling Sharpe (4 receiving), Green Bay, 11/24/94
Playoffs - Has never happened

3 INTERCEPTIONS IN A GAME BY A PLAYER

- By Cowboys** - Dennis Thurman, vs. Philadelphia, 12/13/81
Playoffs - Dennis Thurman, vs. Green Bay, 1/16/83
By Opponents - Roger Wehril, @ St. Louis, 12/7/75
Playoffs - Has never happened

PUNT RETURNED FOR A TOUCHDOWN

- By Cowboys** - Deion Sanders, 83 yards, vs. Chicago, 9/28/97
Playoffs - Golden Richards, 63 yards, vs. Minnesota, 12/30/73
By Opponents - Terance Mathis, 98 yards, @ N.Y. Jets, 11/4/90
Playoffs - Has never happened

KICKOFF RETURNED FOR A TOUCHDOWN

- By Cowboys** - Kevin Williams, 87 yards, vs. Arizona, 10/9/94
Playoffs - Has never happened
By Opponents - Robert Brooks, 95 yards, Green Bay, 10/3/93
Playoffs - Vic Washington, 97 yards, @ San Francisco, 12/23/72

**INTERCEPTION RETURNED FOR A TOUCHDOWN**

- By Cowboys** - Deion Sanders, 50 yards, @ Green Bay, 11/23/97
Playoffs - George Teague, 29 yards, vs. Minnesota, 12/28/96
By Opponents - Tito Wooten, 61 yards, @ N.Y. Giants, 10/5/97
Playoffs - Eric Davis, 44 yards, @ San Francisco, 1/15/95

FUMBLE RETURNED FOR A TOUCHDOWN

- By Cowboys** - Dexter Coakley, 16 yards, @ Washington, 10/13/97
Playoffs - James Washington, 46 yards, vs. Buffalo, 1/30/94
By Opponents - Marcus Robertson, 42 yards, vs. Tennessee, 11/27/97
Playoffs - Hugh Green, 60 yards, Tampa Bay, 1/9/83

PUNT BLOCKED

- By Cowboys** - Ken Norton, @ N.Y. Giants, 9/13/92
Playoffs - Darrick Brownlow, @ Chicago, 12/29/91
By Opponents - Dwayne Jiles, @ N.Y. Giants, 12/16/89
Playoffs - Bernardo Harris, Green Bay, 1/14/96

PUNT BLOCKED FOR A TOUCHDOWN

- By Cowboys** - Ken Norton, @ N.Y. Giants, (Robert Williams runs 3 yards), 9/13/92
Playoffs - Has never happened
By Opponents - Miles McPherson, @ San Diego, (Derrie Nelson runs 21 yards), 11/13/83
Playoffs - Has never happened

PUNT BLOCKED FOR A SAFETY

- By Cowboys** - Issiac Holt, vs. Washington, 9/7/92
Playoffs - Has never happened
By Opponents - Ron McGovern, @ Kansas City, 10/22/89
Playoffs - Reggie Harrison, Pittsburgh, 1/18/76

SAFETY SCORED

- By Cowboys** - Issiac Holt, blocked Kelly Goodburn punt out of end zone, vs. Wash., 9/7/92
Playoffs - Ball snapped over Rohn Stark's head out of end zone, @ Carolina, 1/5/97
By Opponents - John Jett ran out of the end zone, @ Philadelphia, 9/30/96
Playoffs - Reggie Harrison, Pitt., blocked Mitch Hoopes punt out of end zone, 1/18/76

FIELD GOAL BLOCKED

- By Cowboys** - Chad Hennings, vs. Washington, 11/28/96
Playoffs - Aaron Mitchell, @ Philadelphia, 1/11/81
By Opponents - Michael Bankston, @ Arizona, 9/7/97
Playoffs - Frank Nunley, @ San Francisco, 1/2/72

BLOCKED FIELD GOAL RETURNED FOR A TOUCHDOWN

- By Cowboys** - Ron Fellows, vs. New Orleans, 62 yards, (blocked by Ed Jones), 9/25/83
Playoffs - Has never happened
By Opponents - William White, @ Detroit, 55 yards, (blocked by Marc Spindler), 10/27/91
Playoffs - Has never happened

PAT KICK MISSED

- By Cowboys** - Chris Boniol, @ Miami, 10/27/96
Playoffs - Lin Elliott, @ San Francisco, 1/17/93
By Opponents - Fumbled snap, @ Denver, 12/6/92
Playoffs - Jan Stenerud, Green Bay, 1/16/83

PAT KICK BLOCKED

- By Cowboys** - Jim Jeffcoat, @ N.Y. Giants, 12/16/89
Playoffs - Rod Hill, vs. Green Bay, 1/16/83
By Opponents - Shawn Patterson, @ Green Bay, 10/8/89
Playoffs - Carl Eller, Minnesota, 1/1/78

TWO POINT ATTEMPT MADE

- By Cowboys** - Emmitt Smith pass from Troy Aikman, vs. Washington, 11/16/97
Playoffs - Has never happened
By Opponents - Willie Jackson pass from Mark Brunell, Jacksonville, 10/19/97
Playoffs - Cris Carter pass from Brad Johnson, vs. Minnesota, 12/28/96

TWO POINT ATTEMPT FAILED

- By Cowboys** - Troy Aikman pass incomplete, vs. Jacksonville, 10/19/97
Playoffs - Troy Aikman pass incomplete, @ Carolina, 1/5/97
By Opponents - Brett Favre pass incomplete, Green Bay, 11/18/96
Playoffs - Brett Favre pass incomplete, Green Bay, 1/8/95

50 POINTS SCORED IN A GAME

- By Cowboys** - Dallas 51, Seattle, 7, 11/27/80
Playoffs - Dallas 52, Buffalo 17, 1/31/93
By Opponents - @ Cincinnati 50, Dallas 24, 12/8/85
Playoffs - Has never happened

40 POINTS SCORED IN A GAME

- By Cowboys** - Dallas 42, Green Bay 31, 11/24/94
Playoffs - Dallas 40, Minnesota 15, 12/28/96
By Opponents - @ Green Bay 45, Dallas 17, 11/23/97
Playoffs - Has never happened

SHUTOUT SCORED IN A GAME

- By Cowboys** - Dallas 27, N.Y. Giants 0, 9/8/96
Playoffs - Dallas 38, Tampa Bay 0, 1/2/82
By Opponents - Philadelphia 24, Dallas 0, 9/15/91
Playoffs - @ L.A. Rams 20, Dallas 0, 1/4/86



**The
Playoff
Records**



Cowboys Career Playoff Records

RUSHING

| Player | G | Att. | Yds. | Avg. | Long | TD |
|------------------------------------|----|------|-------|------|------|----|
| 1. Smith, Emmitt (1990-96) | 15 | 318 | 1,413 | 4.4 | 38 | 18 |
| 2. Dorsett, Tony (1977-85) | 17 | 302 | 1,383 | 4.6 | 53 | 9 |
| 3. Newhouse, Robert (1972-83)..... | 23 | 174 | 651 | 3.7 | 19 | 3 |
| 4. Thomas, Duane (1970-71)..... | 6 | 130 | 520 | 4.0 | 23 | 4 |
| 5. Garrison, Walt (1966-74)..... | 15 | 126 | 493 | 4.0 | 19 | 0 |
| 6. Staubach, Roger (1969-79)..... | 20 | 76 | 432 | 5.7 | 29 | 0 |
| 7. Hill, Calvin (1969-74) | 8 | 90 | 335 | 3.8 | 48 | 2 |
| 8. Perkins, Don (1961-68)..... | 4 | 66 | 284 | 4.0 | 24 | 3 |
| 9. Springs, Ron (1979-83)..... | 9 | 42 | 201 | 4.8 | 32 | 2 |
| 10. Dennison, Doug (1974-78)..... | 7 | 38 | 130 | 3.4 | 14 | 2 |

RECEIVING

| Player | G | No. | Yds. | Avg. | Long | TD |
|-------------------------------------|----|-----|-------|------|------|----|
| 1. Irvin, Michael (1988-96)..... | 15 | 83 | 1,283 | 15.5 | 53 | 8 |
| 2. Pearson, Drew (1973-83)..... | 22 | 67 | 1,105 | 16.5 | 83t | 8 |
| 3. Novacek, Jay (1990-96)..... | 13 | 62 | 645 | 10.4 | 25 | 6 |
| 4. Hill, Tony (1977-85)..... | 17 | 46 | 618 | 13.4 | 49 | 4 |
| 5. Dorsett, Tony (1977-85)..... | 17 | 46 | 403 | 8.8 | 32 | 1 |
| 6. Pearson, Preston (1975-80)..... | 13 | 43 | 504 | 11.7 | 34 | 3 |
| 7. DuPree, Billy Joe (1973-83)..... | 22 | 38 | 438 | 11.5 | 28 | 4 |
| 8. Smith, Emmitt (1990-96)..... | 15 | 44 | 318 | 7.2 | 28 | 2 |
| 9. Johnston, Daryl (1989-96)..... | 15 | 36 | 242 | 6.7 | 26 | 1 |
| 10. Hayes, Bob (1965-74)..... | 15 | 27 | 425 | 15.7 | 86t | 3 |

RUSHING-RECEIVING

| Player | G | Rushing | Receiving | Total |
|------------------------------------|----|---------|-----------|-------|
| 1. Dorsett, Tony (1977-85)..... | 17 | 1,383 | 403 | 1,786 |
| 2. Smith, Emmitt (1990-96)..... | 15 | 1,413 | 318 | 1,731 |
| 3. Irvin, Michael (1988-96)..... | 15 | 0 | 1,283 | 1,283 |
| 4. Pearson, Drew (1973-83)..... | 22 | 16 | 1,105 | 1,121 |
| 5. Newhouse, Robert (1972-83)..... | 23 | 651 | 69 | 720 |
| 6. Garrison, Walt (1966-74)..... | 15 | 493 | 155 | 648 |
| 7. Novacek, Jay (1990-96)..... | 13 | 0 | 645 | 645 |
| 8. Pearson, Preston (1975-80)..... | 13 | 135 | 504 | 639 |
| 9. Hill, Tony (1977-85)..... | 17 | -6 | 618 | 612 |
| 10. Thomas, Duane (1970-71)..... | 6 | 520 | 72 | 592 |

PASSING (Min. 150 Attempts)

| Player | G | Att. | Comp. | Pct. | Yds. | TD | Int. | Rating |
|----------------------------------|----|------|-------|------|-------|----|------|--------|
| 1. Aikman, Troy (1989-96)..... | 14 | 415 | 276 | 66.5 | 3,372 | 22 | 13 | 96.0 |
| 2. Staubach, Roger (1969-79) ... | 20 | 410 | 223 | 54.4 | 2,791 | 24 | 19 | 76.0 |
| 3. White, Danny (1976-88)..... | 18 | 360 | 206 | 57.2 | 2,284 | 15 | 16 | 71.6 |

**THE PLAYOFF RECORDS****SCORING**

| Player | G | TD | PAT | 2PT | FG | Total |
|---|----|----|-----|-----|----|-------|
| 1. Smith, Emmitt (1990-96) | 15 | 20 | — | — | — | 120 |
| 2. Septien, Rafael (1978-85) | 13 | — | 40 | — | 18 | 94 |
| 3. Boniol, Chris (1994-96) | 7 | — | 24 | — | 13 | 63 |
| 4. Dorsett, Tony (1977-85) | 17 | 10 | — | — | — | 60 |
| 5. Fritsch, Toni (1971-73, 75) | 7 | — | 15 | — | 12 | 51 |
| 6. Pearson, Drew (1973-83) | 22 | 8 | — | — | — | 48 |
| Irvin, Michael (1988-95) | 13 | 8 | — | — | — | 48 |
| 8. Clark, Mike (1968-71, 73) | 8 | — | 14 | — | 9 | 41 |
| 9. Novacek, Jay (1990-95) | 13 | 6 | — | — | — | 36 |
| 10. Herrera, Efen (1974, 1976-77) | 4 | — | 10 | — | 7 | 31 |

FIELD GOALS (Min. 10 Made)

| Player | G | Att. | Made | Pct. | Long |
|--------------------------------------|----|------|------|------|------|
| 1. Boniol, Chris (1994-96) | 7 | 15 | 13 | 86.7 | 51 |
| 2. Septien, Rafael (1978-85) | 15 | 21 | 18 | 85.7 | 50 |
| 3. Fritsch, Toni (1971-73, 75) | 7 | 14 | 12 | 85.7 | 45 |

PUNTING (Min. 25 Punts)

| Player | G | No. | Avg. | Long | Blk |
|---------------------------------|----|-----|------|------|-----|
| 1. Saxon, Mike (1985-92) | 6 | 26 | 43.5 | 57 | 1 |
| 2. Jett, John (1993-96) | 10 | 33 | 42.9 | 59 | 1 |
| 3. Widby, Ron (1968-71) | 8 | 51 | 40.1 | 65 | 0 |
| 4. White, Danny (1976-83) | 17 | 84 | 36.6 | 53 | 0 |

PUNT RETURNS (Min. 10)

| Player | G | No. | Yds. | Avg. | Long | TD |
|-----------------------------------|----|-----|------|------|------|----|
| 1. Hayes, Bob (1965-74) | 15 | 12 | 151 | 12.6 | 68 | 0 |
| 2. Johnson, Butch (1976-83) | 17 | 19 | 208 | 11.0 | 44 | 0 |

KICKOFF RETURNS (Min. 10)

| Player | G | No. | Yds. | Avg. | Long | TD |
|--|----|-----|------|------|------|----|
| 1. Hayes, Bob (1965-74) | 15 | 12 | 151 | 12.6 | 68 | 0 |
| 1. Harris, Cliff (1970-79) | 21 | 11 | 243 | 22.1 | 34 | 0 |
| 2. Williams, Kevin (1993-96) | 10 | 23 | 506 | 22.0 | 50 | 0 |
| 3. Martin, Kelvin (1987-92) | 5 | 11 | 237 | 21.5 | 39 | 0 |
| 4. Jones, James (1980-82, 1984-85) | 6 | 13 | 267 | 20.5 | 33 | 0 |
| 5. Fellows, Ron (1981-85) | 6 | 11 | 191 | 17.4 | 33 | 0 |
| 6. Johnson, Butch (1976-83) | 17 | 12 | 207 | 17.3 | 26 | 0 |

INTERCEPTIONS

| Player | G | No. | Yds. | Avg. | Long | TD |
|---|----|-----|------|------|------|----|
| 1. Waters, Charlie (1970-78, 80-81) | 25 | 9 | 124 | 13.8 | 29 | 0 |
| 2. Thurman, Dennis (1978-85) | 13 | 7 | 126 | 18.0 | 39t | 1 |
| 3. Harris, Cliff (1970-79) | 21 | 6 | 103 | 17.2 | 30 | 0 |
| 4. Brown, Larry (1991-95) | 13 | 5 | 105 | 21.0 | 44 | 0 |
| 5. Howley, Chuck (1961-73) | 11 | 4 | 89 | 22.3 | 41 | 0 |
| Lewis, D.D. (1968-81) | 27 | 4 | 64 | 16.0 | 23 | 0 |
| Jordan, Lee Roy (1963-76) | 19 | 4 | 34 | 8.5 | 41 | 0 |
| Renfro, Mel (1964-77) | 21 | 4 | 32 | 8.0 | 19 | 0 |
| 9. Washington, James (1990-93) | 8 | 3 | 46 | 15.3 | 21 | 0 |
| Everett, Thomas (1992-93) | 6 | 3 | 36 | 12.0 | 22 | 0 |
| Walls, Everson (1981-85) | 7 | 3 | 20 | 6.7 | 20 | 0 |
| Hughes, Randy (1975-80) | 12 | 3 | 1 | 0.3 | 1 | 0 |
| Barnes, Benny (1972-82) | 21 | 3 | 0 | 0.0 | 0 | 0 |



Cowboys Individual Playoff Records

SERVICE

Most Games, Career

- 27 D.D. Lewis, 1968, 1970-81
- 26 Larry Cole, 1968-80
- 25 Charlie Waters, 1970-78, 1980-81

SCORING

POINTS

Career

- 120 Emmitt Smith, 1990-96 (120-td)
- 94 Rafael Septien, 1978-85 (40-pat, 18-fg)
- 63 Chris Boniol, 1994-96 (24-pat, 13-fg)

Game

- 18 Craig Baynham, vs. Cleveland, 12/24/67
- 18 Preston Pearson, @ L.A. Rams, 1/4/76
- 18 Emmitt Smith, vs. Green Bay, 1/14/96

Game, Opponent

- 18 Larry Schreiber, @ S.F., 12/23/72
- 14 Curt Knight, @ Washington, 12/31/72
- 14 John Kasay, @ Carolina, 1/5/97

TOUCHDOWNS

Career

- 20 Emmitt Smith, 1990-96 (18-r, 2-p)
- 10 Tony Dorsett, 1977-85 (9-r, 1-p)
- 8 Drew Pearson, 1973-83 (8-p)
- 8 Michael Irvin, 1988-95 (8-p)

Game

- 3 Craig Baynham, vs. Cleveland, 12/24/67 (2-r, 1-p)
- 3 Preston Pearson, @ L.A. Rams, 1/4/76 (3-p)
- 3 Emmitt Smith, vs. Green Bay 1/14/96 (3-r)

Game, Opponent

- 3 Larry Schreiber, @S.F., 12/23/72 (3-r)

Most Consecutive Games Scoring Touchdown

- 8 Emmitt Smith, 1993-96
- 5 Duane Thomas, 1970-71
- 3 Tony Dorsett, 1977-78
- 3 Tony Dorsett, 1981-82
- 3 Emmitt Smith, 1992
- 3 Alvin Harper, 1992-93
- 3 Jay Novacek, 1992-93

POINTS AFTER TOUCHDOWNS

Most Attempted, Career

- 40 Rafael Septien, 1978-86
- 24 Chris Boniol, 1994-96

Most Attempted, Game

- 7 Danny Villanueva, vs. Cleveland, 12/24/67
- 7 Lin Elliott, vs. Buffalo, 1/31/93

Most Made, Career

- 40 Rafael Septien, 1978-86
- 24 Chris Boniol, 1994-96

Most Made, Game

- 7 Danny Villanueva, vs. Cleveland, 12/24/67
- 7 Lin Elliott, vs. Buffalo, 1/31/93

Made, Opponent

- 5 Don Cockroft, vs. Cleveland, 12/28/69
- 5 Roy Gerela, vs. Pittsburgh, 1/21/79
- 5 Eddie Murray, @ Detroit, 1/5/92
- 5 Doug Brien, @ San Francisco, 1/15/95

Most Made, No Misses, Career

- 40 Rafael Septien, 1978-86
- 24 Chris Boniol, 1994-96

FIELD GOALS

Most Attempted, Career

- 21 Rafael Septien, 1978-86
- 15 Chris Boniol, 1994-96
- 14 Toni Fritsch, 1972-76
- 14 Mike Clark, 1968-71, 1973

Most Attempted, Game

- 5 Efen Herrera, vs. Denver, 1/15/78
- 4 Mike Clark, @ Cleveland, 12/21/68
- 4 Chris Boniol, vs. Minnesota, 12/28/96

Most Attempted, Opponent, Game

- 6 David Ray, vs. L.A. Rams, 12/23/73
- 4 Curt Knight, @ Washington, 12/31/72
- 4 John Kasay, @ Carolina, 1/5/97

Most Made, Career

- 18 Rafael Septien, 1978-86
- 13 Chris Boniol, 1994-96
- 12 Toni Fritsch, 1972-76

Most Made, Game

- 4 Chris Boniol, vs. Minnesota, 12/28/96
- 3 7 times, last by Chris Boniol @ Carolina, 1/5/97

Most Made, Opponent, Game

- 4 Curt Knight, @ Washington, 12/31/72
- 4 John Kasay, @ Carolina, 1/5/97
- 3 David Ray, vs. L.A. Rams, 12/23/73

Most Consecutive Field Goals Made

- 15 Rafael Septien, 1978-82
- 9 Chris Boniol, 1995-96
- 7 Efen Herrera, 1976-77

Most Consecutive Games Made

- 7 Toni Fritsch, 1972-76
- 6 Rafael Septien, 1976-78
- 5 Chris Boniol, 1995-96

Longest Field Goal

- 51 Chris Boniol, vs. Philadelphia, 1/7/96
- 50 Rafael Septien, vs. Green Bay, 1/16/83
- 50 Eddie Murray, vs. S.F., 1/23/94

Longest Field Goal, Opponent

- 54 Steve Christie, vs. Buffalo, 1/30/94
- 51 Roy Gerela, vs. Pittsburgh, 1/21/79
- 50 Chris Jacke, vs. Green Bay, 1/8/95

Highest Field Goal Percentage, Career (10 made)

- 86.7 Chris Boniol, 1994-96 (15-13)
- 85.7 Rafael Septien, 1978-86 (21-18)
- 85.7 Toni Fritsch, 1972-76 (14-12)

SAFETIES

Most, Game

- 1 George Andrie and Jethro Pugh, vs. Detroit, 12/26/70
- 1 Jim Jensen, vs. L.A. Rams, 12/19/76

Most, Opponent, Game

- 1 Alan Page, @ Minnesota, 12/25/71
- 1 Reggie Harrison, vs. Pittsburgh, 1/18/76

RUSHING

ATTEMPTS

Career

- 302 Tony Dorsett, 1977-85
- 279 Emmitt Smith, 1990-95
- 174 Robert Newhouse, 1972-83

Game

- 35 Emmitt Smith, vs. Green Bay, 1/14/96
- 30 Duane Thomas, vs. Detroit, 12/26/70
- 30 Emmitt Smith, vs. Buffalo, 1/30/94

Opponent, Game

- 36 John Riggins, vs. Washington, 1/22/83
- 34 Eric Dickerson, @ L.A. Rams, 1/4/86
- 30 Larry Brown, @ Washington, 12/31/72

YARDS GAINED

Career

- 1,413 Emmitt Smith, 1990-96
- 1,383 Tony Dorsett, 1977-85
- 651 Robert Newhouse, 1972-83

Game

- 160 Tony Dorsett, vs. L.A. Rams, 12/28/80
- 150 Emmitt Smith, vs. Green Bay, 1/14/96
- 143 Duane Thomas, @ San Francisco, 1/3/71

Game, Opponent

- 248 Eric Dickerson, @ L.A. Rams, 1/4/86
- 194 Wilbert Montgomery, @ Philadelphia, 1/11/81
- 140 John Riggins, vs. Washington, 1/22/83

Longest Run

- 53 Tony Dorsett, @ L.A. Rams, 1/7/79
- 48 Calvin Hill, @ San Francisco, 12/23/72
- 38 Emmitt Smith, vs. Buffalo, 1/31/93

Longest Run, Opponent

- 71 James Lofton, vs. Green Bay, 1/16/83 (TD)
- 55 Wilbert Montgomery, @ Philadelphia, 1/7/79
- 55 Eric Dickerson, vs. L.A. Rams, 12/26/83 (TD)

**Most Games, 100 or More Yards**

- 7 Emmitt Smith, 1990-96
- 3 Tony Dorsett, 1978-83
- 2 Duane Thomas, 1970-71

Most Consecutive Games, 100 or More Yards

- 3 Emmitt Smith, 1992
- 2 Duane Thomas, 1970-71

AVERAGE GAIN**Career (50 attempts)**

- 5.68 Roger Staubach, 1969-79 (76-432)
- 4.58 Tony Dorsett, 1977-85 (302-1,383)
- 4.44 Emmitt Smith, 1990-96 (318-1,413)

Game (10 attempts)

- 7.27 Tony Dorsett, vs. L.A. Rams, 12/28/80 (22-160)
- 6.94 Calvin Hill, @ San Francisco, 12/23/72 (18-125)
- 6.82 Emmitt Smith, vs. Minnesota, 12/28/96 (17-116)

TOUCHDOWNS**Career**

- 18 Emmitt Smith, 1990-96
- 9 Tony Dorsett, 1977-85
- 4 Duane Thomas, 1970-71

Game

- 3 Emmitt Smith, vs. Green Bay, 1/14/96
- 2 8 times, last by Emmitt Smith, vs. Minnesota, 12/28/96

Opponent, Game

- 3 Larry Schreiber, @ San Francisco, 12/23/72
- 2 4 times, last by Eric Dickerson, @ L.A. Rams, 1/4/86

Most Consecutive Games Rushing for Touchdown

- 8 Emmitt Smith, 1993-96
- 3 Duane Thomas, 1971-72
- 3 Tony Dorsett, 1977-78
- 3 Tony Dorsett, 1981-82
- 3 Emmitt Smith, 1992

PASSING**ATTEMPTS****Career**

- 415 Troy Aikman, 1989-96
- 410 Roger Staubach, 1969-79
- 360 Danny White, 1976-88

Game

- 53 Danny White, vs. L.A. Rams, 12/26/83
- 53 Troy Aikman, @ San Francisco, 1/15/95
- 45 Danny White, vs. Tampa Bay, 1/9/83

Game, Opponent

- 50 Jim Kelly, vs. Buffalo, 1/30/94
- 49 Neil O'Donnell, vs. Pittsburgh, 1/28/96
- 45 Brett Farve, vs. Green Bay, 1/16/94
- 45 Steve Young, vs. San Francisco, 1/22/94

COMPLETIONS**Career**

- 276 Troy Aikman, 1989-96
- 223 Roger Staubach, 1969-79
- 206 Danny White, 1976-88

Game

- 32 Danny White, vs. L.A. Rams, 12/26/83
- 30 Troy Aikman, @ San Francisco, 1/15/95
- 28 Troy Aikman, vs. Green Bay, 1/16/94

Opponent, Game

- 31 Jim Kelly, vs. Buffalo, 1/30/94
- 29 Erik Kramer, @ Detroit, 1/5/92
- 28 Brett Farve, vs. Green Bay, 1/16/94
- 28 Neil O'Donnell, vs. Pittsburgh, 1/28/96

Consecutive Passes Completed

- 10 Troy Aikman, vs. Pittsburgh, 1/28/96
- 8 Danny White, vs. Green Bay, 1/16/83
- 8 Troy Aikman, vs. Buffalo, 1/31/93

COMPLETION PERCENTAGE**Career (150 attempts)**

- 66.51 Troy Aikman, 1989-96 (276 of 415)
- 57.22 Danny White, 1976-88 (206 of 360)
- 54.39 Roger Staubach, 1969-79 (223 of 410)

Game (20 attempts)

- 76.67 Troy Aikman, vs. Green Bay, 1/8/95 (23 of 30)
- 75.68 Troy Aikman, vs. Green Bay, 1/16/94 (28 of 37)
- 73.33 Troy Aikman, vs. Buffalo, 1/31/93 (22 of 30)

YARDS GAINED**Career**

- 3,372 Troy Aikman, 1989-96
- 2,791 Roger Staubach, 1969-79
- 2,284 Danny White, 1976-88

Game

- 380 Troy Aikman, @ San Francisco, 1/15/95
- 337 Troy Aikman, vs. Green Bay, 1/8/95
- 330 Danny White, vs. L.A. Rams, 12/26/83

Game, Opponent

- 341 Erik Kramer, @ Detroit, 1/5/92
- 332 Lynn Dickey, vs. Green Bay, 1/16/83
- 320 Steve Bartkowski, @ Atlanta, 1/4/81

Most Games, 300 or More Passing Yards, Career

- 4 Troy Aikman, 1991-95
- 3 Danny White, 1976-88

Longest Pass Completion (All TDs)

- 94 Troy Aikman (to Harper), vs. Green Bay, 1/8/95
- 86 Don Meredith (to Hayes), vs. Cleveland, 12/24/67
- 83 Roger Staubach (to D. Pearson), vs. L.A. Rams, 12/23/73

Opponent, Longest Pass Completion**(All TDs except as noted)**

- 75 Frank Ryan (to Paul Warfield), vs. Cleveland, 12/24/67
- 75 John Unitas (to John Mackey), vs. Baltimore, 1/17/71
- 75 Doug Williams (to Jimmie Giles), vs. Tampa Bay, 1/2/82 (no TD)

TOUCHDOWNS**Career**

- 24 Roger Staubach, 1969-79
- 22 Troy Aikman, 1989-96
- 15 Danny White, 1976-88

Game

- 4 Roger Staubach, @ L.A. Rams, 1/4/76
- 4 Troy Aikman, vs. Buffalo, 1/31/93

Opponent, Game

- 4 Bart Starr, vs. Green Bay, 1/1/67
- 4 Terry Bradshaw, vs. Pittsburgh, 1/21/79

Most Consecutive Games, Touchdown Pass

- 5 Troy Aikman, 1992-93
- 5 Troy Aikman, 1994-95
- 4 Danny White, 1982-83

HAD INTERCEPTED**Career**

- 19 Roger Staubach, 1969-79
- 16 Danny White, 1976-88
- 13 Troy Aikman, 1989-96

Game

- 4 Roger Staubach, vs. Minnesota, 12/30/73

Opponent, Game

- 4 Bob Avellini, vs. Chicago, 12/26/77
- 4 Craig Morton, vs. Denver, 1/15/78
- 4 Doug Williams, vs. Tampa Bay, 1/2/82

Most Consecutive Passes Attempted, None Intercepted

- 111 Troy Aikman, 1991-93
- 102 Roger Staubach, 1969-1973
- 88 Troy Aikman, 1994-96

Most Attempts, No Interceptions, Game

- 34 Troy Aikman, @ San Francisco, 1/17/93
- 33 Troy Aikman, vs. Green Bay, 1/14/96
- 30 Troy Aikman, vs. Buffalo, 1/31/93

Most Attempts, No Interceptions, Opponent

- 38 Erik Kramer, @ Detroit, 1/5/92
- 30 Vince Ferragamo, vs. L.A. Rams, 12/26/83
- 30 Randall Cunningham, vs. Philadelphia, 1/10/93

TIMES SACKED**Game**

- 7 Roger Staubach, vs. L.A. Rams, 12/23/73
- 7 Roger Staubach, vs. Pittsburgh, 1/18/76
- 5 5 times, last by Danny White, @ L.A. Rams, 1/4/86

Opponent, Game

- 5 John Hadl, vs. L.A. Rams, 12/23/73
- 5 Ron Jaworski, vs. L.A. Rams, 1/4/76
- 5 Steve Bartkowski, @ Atlanta, 12/30/78
- 5 Randall Cunningham, vs. Philadelphia, 1/10/93

THE PLAYOFF RECORDS



PASS RECEIVING

RECEPTIONS

Career

| | |
|----|------------------------|
| 83 | Michael Irvin, 1988-96 |
| 67 | Drew Pearson, 1973-83 |
| 62 | Jay Novacek, 1990-95 |

Game

| | |
|----|---|
| 12 | Michael Irvin, @ San Francisco, 1/15/95 |
| 11 | Jay Novacek, vs. Green Bay, 1/8/95 |
| 9 | Tony Hill, vs. L.A. Rams, 12/26/83 |
| 9 | Michael Irvin, vs. Green Bay, 1/16/94 |

Opponent, Game

| | |
|----|---|
| 10 | Andre Hastings, vs. Pittsburgh, 1/28/96 |
| 9 | Tom Waddle, @ Chicago, 12/29/91 |
| 9 | Edgar Bennett, vs. Green Bay, 1/16/94 |

Most Consecutive Games, Pass Reception

| | |
|----|----------------------------------|
| 22 | Drew Pearson, 1973-83 |
| 13 | Michael Irvin, 1991-96 (current) |
| 13 | Jay Novacek, 1991-95 |

YARDS

Career

| | |
|-------|------------------------|
| 1,283 | Michael Irvin, 1988-96 |
| 1,105 | Drew Pearson, 1973-83 |
| 655 | Alvin Harper, 1991-94 |

Game

| | |
|-----|---|
| 192 | Michael Irvin, @ San Francisco, 1/15/95 |
| 144 | Bob Hayes, vs. Cleveland, 12/24/67 |
| 142 | Tony Hill, @ L.A. Rams, 1/16/83 |

Game, Opponent

| | |
|-----|--|
| 161 | Lynn Swann, vs. Pittsburgh, 1/18/76 |
| 152 | Andre Reed, vs. Buffalo, 1/31/93 |
| 146 | Charlie Taylor, vs. Washington, 12/31/72 |

Longest Pass Reception (All TDs)

| | |
|----|---|
| 94 | Alvin Harper (from Aikman), vs. Green Bay, 1/8/95 |
| 86 | Bob Hayes (from Meredith), vs. Cleveland, 12/24/67 |
| 83 | Drew Pearson (from Staubach), vs. L.A. Rams, 12/23/73 |

Most Games, 100 or More Yards Receiving, Career

| | |
|---|------------------------|
| 6 | Michael Irvin, 1991-96 |
| 2 | Tony Hill, 1977-86 |

AVERAGE GAIN

Career (20 receptions)

| | |
|-------|----------------------------------|
| 27.29 | Alvin Harper, 1991-94 (24-655) |
| 16.49 | Drew Pearson, 1973-83 (67-1,105) |
| 15.76 | Butch Johnson, 1976-83 (25-394) |

Game (3 receptions)

| | |
|-------|--|
| 39.00 | Alvin Harper, @ San Francisco, 1/17/93 (3-117) |
| 28.80 | Bob Hayes, vs. Cleveland, 12/24/67 (5-144) |
| 25.33 | Bob Hayes, @ Minnesota, 1/5/69 (3-76) |

TOUCHDOWNS

Career

| | |
|---|------------------------|
| 8 | Drew Pearson, 1973-83 |
| 8 | Michael Irvin, 1988-95 |
| 6 | Jay Novacek, 1990-95 |

Game

| | |
|---|--------------------------------------|
| 3 | Preston Pearson, @ L.A. Rams, 1/4/76 |
|---|--------------------------------------|

Game, Opponent

| | |
|---|--|
| 2 | 7 times, last by Robert Brooks, vs. Green Bay, 1/14/96 |
|---|--|

Most Consecutive Games, Touchdown

| | |
|---|------------------------|
| 3 | Alvin Harper, 1992-93 |
| 3 | Jay Novacek, 1992-93 |
| 3 | Michael Irvin, 1994-95 |

RUSHING-RECEIVING

ATTEMPTS

Career

| | |
|-----|---------------------------------------|
| 362 | Emmitt Smith, 1990-96 (318-ru, 44-re) |
| 348 | Tony Dorsett, 1977-85 (302-ru, 46-re) |

Game

| | |
|----|--|
| 37 | Emmitt Smith, vs. Green Bay, 1/14/96 (35-ru, 2-re) |
| 34 | Emmitt Smith, vs. Buffalo, 1/30/94 (ru-30, re-4) |
| 30 | Tony Dorsett, vs. Green Bay, 1/16/83 (ru-27, re-3) |

YARDS

Game

| | |
|-----|--|
| 192 | Michael Irvin, @ San Francisco, 1/15/95 (re-192) |
| 188 | Tony Dorsett, vs. L.A. Rams, 12/28/80 (ru-160, re-28) |
| 173 | Emmitt Smith, @ San Francisco, 1/17/93 (ru-114, re-59) |

PUNTING

PUNTS

Career

| | |
|----|----------------------|
| 84 | Danny White, 1976-85 |
| 51 | Ron Widby, 1968-71 |
| 33 | John Jett, 1993-96 |

Game

| | |
|---|---|
| 9 | Ron Widby, vs. Baltimore, 1/17/71 |
| 8 | 5 times, last by Danny White, vs. L.A. Rams, 12/30/79 |

Game, Opponent

| | |
|---|---------------------------------------|
| 8 | Donny Anderson, @ Green Bay, 12/31/67 |
| 8 | Herman Weaver, vs. Detroit, 12/26/70 |
| 8 | Neil Clabo, @ Minnesota, 1/1/78 |
| 8 | Tom Hutton, vs. Philadelphia, 1/7/96 |

Longest Punt

| | |
|----|---|
| 65 | Ron Widby, vs. Detroit, 12/26/70 |
| 60 | Ron Widby, vs. San Francisco, 1/2/72 |
| 59 | Marv Bateman, @ San Francisco, 12/23/72 |
| 59 | John Jett, @ Carolina, 1/5/97 |

Longest Punt, Opponent

| | |
|----|---------------------------------------|
| 64 | Dave Chapple, vs. L.A. Rams, 12/23/73 |
| 62 | Craig Hentrich, vs. Green Bay, 1/8/95 |
| 61 | Herman Weaver, vs. Detroit, 12/26/70 |

AVERAGE GROSS YARDS

Career

| | |
|------|---------------------|
| 43.5 | Mike Saxon, 1985-92 |
| 42.6 | John Jett, 1993-96 |
| 40.1 | Ron Widby, 1968-71 |

Game (4 punts)

| | |
|------|---|
| 46.9 | Mike Saxon, @ L.A. Rams, 1/4/86 (7-328) |
| 46.7 | Marv Bateman, vs. L.A. Rams, 12/23/73 (7-327) |
| 45.8 | John Jett, vs. Green Bay, 1/8/95 (4-183) |
| 45.8 | John Jett, vs. Green Bay, 1/14/96 (4-183) |

Game, Opponent (4 punts)

| | |
|------|--|
| 48.8 | Herman Weaver, vs. Detroit, 12/26/70 (8-391) |
| 45.5 | Klaus Wilmsmeyer, vs. San Francisco, 1/23/94 (4-182) |
| 44.8 | Rohn Stark, vs. Pittsburgh, 1/28/96 (4-179) |

HAD BLOCKED

Career

| | |
|---|-----------------------|
| 1 | Mike Saxon, 1986-1992 |
| 1 | John Jett, 1993-95 |

Most Consecutive Punts, None Blocked

| | |
|----|-----------------------|
| 84 | Danny White, 1976-83 |
| 60 | Ron Widby, 1968-72 |
| 24 | Marv Bateman, 1972-75 |

INSIDE 20

Career

| | |
|----|----------------------|
| 21 | Danny White, 1976-83 |
| 9 | Ron Widby, 1968-72 |
| 8 | John Jett, 1993-96 |

Game

| | |
|---|---|
| 3 | 4 times, last by Danny White, vs. L.A. Rams, 12/30/79 |
|---|---|

PUNT RETURNS

RETURNS

Career

| | |
|----|------------------------|
| 19 | Butch Johnson, 1976-83 |
| 12 | Bob Hayes, 1965-74 |

Game

| | |
|---|---|
| 5 | James Jones, vs. L.A. Rams, 12/28/80 |
| 5 | Ron Fellows, vs. Tampa Bay, 1/9/83 |
| 4 | 6 times, last by Gordon Banks, 1/4/86 @ L.A. Rams |

Game, Opponent

| | |
|---|---------------------------------------|
| 6 | John Sciarra, @ Philadelphia, 1/11/81 |
| 5 | Lem Barney, vs. Detroit, 12/26/70 |



FAIR CATCHES

| | |
|-----------------------|--|
| Career | |
| 10 | Bob Hayes, 1966-72 |
| 9 | Lance Rentzel, 1967-69 |
| Game | |
| 4 | Lance Rentzel, @ Cleveland, 12/21/68 |
| 4 | Cliff Harris, @ San Francisco, 12/23/72 |
| 3 | Lance Rentzel, @ Green Bay, 12/31/67 |
| 3 | Golden Richards, vs. Pittsburgh, 1/18/76 |
| 3 | Gordon Banks, @ L.A. Rams, 1/4/86 |
| Game, Opponent | |
| 4 | Bobby Bryant, @ Minneosta, 12/25/71 |
| 3 | Bobby Bryant, vs. Minneosta, 12/30/73 |

YARDS GAINED

| | |
|--------------------------------------|---|
| Career | |
| 208 | Butch Johnson, 1976-83 |
| 151 | Bob Hayes, 1965-74 |
| Game | |
| 141 | Bob Hayes, vs. Cleveland, 12/24/67 |
| 81 | James Jones, vs. L.A. Rams, 12/20/80 |
| 64 | Butch Johnson, vs. L.A. Rams, 12/19/76 |
| Game, Opponent | |
| 95 | Bobby Bryant, vs. Minnesota, 1/5/69 |
| 69 | John Sciarra, @ Philadelphia, 1/11/81 |
| 59 | Reggie Brooks, vs. Green Bay, 1/16/94 |
| Longest Punt Return | |
| 68 | Bob Hayes, vs. Cleveland, 12/24/67 |
| 64 | Bob Hayes, vs. Cleveland, 12/24/67 |
| 63 | Golden Richards, vs. Minnesota, 12/30/73 (TD) |
| Longest Punt Return, Opponent | |
| 81 | Bobby Bryant, vs. Minnesota, 1/5/69 (TD) |
| 43 | Reggie Brooks, vs. Green Bay, 1/16/94 |
| 39 | Antonio Freeman, vs. Green Bay, 1/14/96 |

AVERAGE YARDAGE

| | |
|------------------------------------|--|
| Career (10 returns) | |
| 12.6 | Bob Hayes, 1965-74 (12-151) |
| 11.0 | Butch Johnson, 1976-83 (19-208) |
| Game (3 returns) | |
| 47.0 | Bob Hayes, vs. Cleveland, 12/24/67 (3-141) |
| 16.2 | James Jones, vs. L.A. Rams, 12/20/80 (5-81) |
| 16.0 | Butch Johnson, vs. L.A. Rams, 12/19/76 (4-64) |
| Game, Opponents (3 returns) | |
| 13.5 | Antonio Freeman, vs. Green Bay, 1/14/96 (4-54) |
| 13.0 | Jim Bertelsen, vs. L.A. Rams, 1/23/73 (4-52) |
| 11.5 | John Sciarra, @ Philadelphia, 1/11/81 (6-69) |

TOUCHDOWNS

| | |
|-----------------------|--|
| Game | |
| 1 | Golden Richards, vs. Minnesota, 12/30/73 |
| Game, Opponent | |
| 1 | Bobby Bryant, vs. Minnesota, 1/5/69 |

KICKOFF RETURNS

RETURNS

| | |
|-----------------------|---|
| Career | |
| 23 | Kevin Williams, 1993-96 |
| 13 | James Jones, 1980-82, 1984-85 |
| 12 | Butch Johnson, 1976-83 |
| Game | |
| 6 | Kevin Williams, @ San Francisco, 1/15/95 |
| 5 | Mel Renfro, vs. Green Bay, 1/1/67 |
| 4 | 8 times, last by Kevin Williams, vs. Green Bay, 1/14/96 |
| Game, Opponent | |
| 7 | Del Rodgers, vs. Green Bay, 1/16/83 |
| 7 | Antonio Freeman, vs. Green Bay, 1/14/96 |

YARDS

| | |
|-----------------------|--|
| Career | |
| 506 | Kevin Williams, 1993-96 |
| 267 | James Jones, 1980-82, 1984-85 |
| 243 | Cliff Harris, 1970-79 |
| Game | |
| 130 | Kevin Williams, @ San Francisco, 1/15/95 |
| 124 | Mel Renfro, vs. Green Bay, 1/1/67 |
| 118 | Rod Hill, vs. Green Bay, 1/9/83 |
| Game, Opponent | |
| 155 | Michael Bates, @ Carolina, 1/5/97 |
| 148 | Del Rodgers, vs. Green Bay, 1/16/83 |
| 148 | Antonio Freeman, vs. Green Bay, 1/14/96 |

Longest Kickoff Return

| | |
|----|---|
| 89 | Rod Hill, vs. Green Bay, 1/9/83 |
| 50 | Kevin Williams, vs. Buffalo, 1/30/94 |
| 48 | Thomas Henderson, vs. Pittsburgh, 1/18/76 |

Longest Kickoff Return, Opponent

| | |
|----|--|
| 97 | Vic Washington, vs. San Francisco, 12/23/72 (TD) |
| 67 | Rick Upchurch, vs. Denver, 1/15/78 |
| 61 | Clinton Jones, @ Minnesota, 12/25/71 |

AVERAGE YARDAGE

| | |
|-----------------------------------|---|
| Career | |
| 22.1 | Cliff Harris, 1970-79 (11-243) |
| 22.0 | Kevin Williams, 1993-96 (23-506) |
| 21.5 | Kelvin Martin, 1987-92 (11-237) |
| Game (3 returns) | |
| 39.3 | Rod Hill, vs. Green Bay, 1/9/83 (3-118) |
| 29.3 | Kevin Williams, vs. Green Bay, 1/8/95 (3-88) |
| 24.8 | Mel Renfro, vs. Green Bay, 1/1/67 (5-118) |
| Game, Opponent (3 returns) | |
| 45.3 | Vic Washington, vs. San Francisco, 12/23/72 (3-136) |
| 31.3 | Rick Upchurch, vs. Denver, 1/15/78 (3-94) |
| 31.0 | Michael Bates, @ Carolina, 1/5/97 (5-155) |

TOUCHDOWNS

| | |
|-----------------------|---|
| Game | |
| None | |
| Game, Opponent | |
| 1 | Vic Washington, vs. San Francisco, 12/23/72 |

INTERCEPTIONS BY

| | |
|--|---|
| Career | |
| 9 | Charlie Waters, 1970-78, 80-81 |
| 7 | Dennis Thurman, 1978-85 |
| 6 | Cliff Harris, 1970-79 |
| Game | |
| 3 | Charlie Waters, vs. Chicago, 12/26/77 |
| 3 | Dennis Thurman, vs. Green Bay, 1/16/83 |
| 2 | 7 times, last by Larry Brown, vs. Pittsburgh, 1/28/96 |
| Game, Opponent | |
| 2 | Skip Vanderhurd, @ San Francisco, 12/23/72 |
| 2 | Bobby Bryant, vs. Minnesota, 12/30/73 |
| 2 | Eric Davis, @ San Francisco, 1/15/95 |
| Most Consecutive Games Intercept Pass | |
| 3 | Mel Renfro, 1970 |
| 3 | Randy Hughes, 1977-78 |

YARDS GAINED

| | |
|--|--|
| Career | |
| 126 | Dennis Thurman, 1978-85 |
| 124 | Charlie Waters, 1970-78, 80-81 |
| 105 | Larry Brown, 1991-95 |
| Game | |
| 77 | Larry Brown, vs. Pittsburgh, 1/28/96 |
| 68 | Thomas Henderson, @ L.A. Rams, 1/7/79 |
| 60 | Cornell Green, vs. Cleveland, 1/24/67 |
| Game, Opponent | |
| 94 | LeRoy Irvin, vs. L.A. Rams, 12/26/83 |
| 88 | Walt Sumner, vs. Cleveland, 12/28/69 |
| 63 | Bobby Bryant, vs. Minnesota, 12/30/73 |
| Longest Return (all TDs except as noted) | |
| 68 | Thomas Henderson, @ L.A. Rams, 1/7/79 |
| 60 | Cornell Green, vs. Cleveland, 1/24/67 |
| 44 | Larry Brown, vs. Pittsburgh, 1/28/96 (no TD) |
| Longest Return, Opponents (all TDs except as noted) | |
| 94 | LeRoy Irvin, vs. L.A. Rams, 12/26/83 (no TD) |
| 88 | Walt Sumner, vs. Cleveland, 12/28/64 |
| 63 | Bobby Bryant, vs. Minnesota, 12/30/73 |

FUMBLES

OPPONENTS' FUMBLES RECOVERED

| | |
|---------------|---------------------------------------|
| Career | |
| 4 | Cliff Harris, 1970-79 |
| 3 | Charlie Waters, 1970-78, 1980-81 |
| Game | |
| 2 | Charlie Waters, vs. Detroit, 12/26/70 |
| 2 | Harvey Martin, vs. Minnesota, 1/1/78 |
| 2 | Randy Hughes, vs. Denver, 1/15/78 |
| 2 | Jimmie Jones, vs. Buffalo, 1/31/93 |

THE PLAYOFF RECORDS



Longest Fumble Returns (All TDs except as noted)

- 64 Leon Lett, vs. Buffalo, 1/31/93 (no TD)
- 46 James Washington, vs. Buffalo, 1/30/94
- 44 Chuck Howley, @ Cleveland, 12/21/68

Longest Fumble Returns, Opponent (All TDs)

- 60 Hugh Green, vs. Tampa Bay, 1/9/83
- 18 Jim Grabowski, vs. Green Bay, 1/1/67

OPPONENTS' FUMBLE RETURNED FOR TOUCHDOWNS

Career

- 1 George Andrie, 1962-72
- 1 Chuck Howley, 1961-73
- 1 Mike Hegman, 1976-88
- 1 Ken Norton, 1989-93
- 1 Jimmie Jones, 1990-93
- 1 James Washington, 1990-93

SACKS

TOTAL SACKS

Game

- 3 Tony Casillas, @ San Francisco, 1/17/93

Game, Opponent

- 3 Gary Jeter, @ L.A. Rams, 1/4/86

BLOCKED KICKS

BLOCKED PUNTS

Game

- 1 Darrick Brownlow, vs. Chicago, 12/29/91

Game, Opponent

- 1 Steve Tasker, vs. Buffalo, 1/31/93
- 1 Bernardo Harris, vs. Green Bay, 1/14/96

Cowboys Team Playoff Records

SINGLE GAME

SCORING

Most Points

- 52 vs. Cleveland, 12/24/67 (Dallas 52, Cleveland 14)
- 52 vs. Buffalo, 1/31/93 (Dallas 52, Buff. 17)
- 40 vs. Minnesota, 12/28/96 (Dallas 40, Minn. 15)

Most Points, Opponent

- 38 vs. Cleveland, 12/28/69 (Cleveland 38, Dallas 14)
- 38 @ Detroit, 1/5/92 (Detroit 38, Dallas 6)
- 38 @ San Francisco, 1/15/95 (S.F. 38, Dallas 28)

Fewest Points

- 0 @ L.A. Rams, 1/4/86 (L.A. Rams 20, Dallas 0)
- 0 vs. L.A. Rams, 1/3/70 (L.A. Rams 31, Dallas 0)
- 3 vs. Baltimore, 1/9/66 (Baltimore 35, Dallas 3)
- 3 @ Washington, 12/31/72 (Wash. 26, Dallas 3)

Fewest Points, Opponent

- 0 vs. Detroit, 12/26/70 (Dallas 5, Detroit 0)
- 0 @ L.A. Rams, 1/7/79 (Dallas 28, L.A. Rams 0)
- 0 vs. Tampa Bay, 1/2/82 (Dallas 38, Tampa Bay 0)

Most Decisive Win

- 38 vs. Tampa Bay, 1/2/82 (Dallas 38, Tampa Bay 0)
- 38 vs. Cleveland, 12/24/67 (Dallas 52, Cleveland 14)
- 35 vs. Buffalo, 1/31/93 (Dallas 52, Buff. 17)

Most Decisive Loss

- 32 vs. Baltimore, 1/9/66 (Baltimore 35, Dallas 3)
- 32 @ Detroit, 1/5/92 (Detroit 38, Dallas 6)
- 31 vs. L.A. Rams, 1/3/70 (L.A. Rams 31, Dallas 0)

Most Points, Both Teams

- 69 vs. Buffalo, 1/31/93 (Dallas 52, Buff. 17)
- 66 vs. Cleveland, 12/24/67 (Dallas 52, Cleveland 14)
- 66 vs. Pittsburgh, 1/21/79 (Pittsburgh 35, Dallas 31)
- 66 @ San Francisco, 1/15/95 (S.F. 38, Dallas 28)

FIRST DOWNS

Most First Downs

- 29 vs. L.A. Rams, 12/28/80
- 29 vs. Tampa Bay, 1/9/83
- 29 @ San Francisco, 1/15/95

Most First Downs, Opponent

- 26 @ San Francisco, 1/10/82
- 26 @ Chicago, 12/29/91
- 25 vs. Pittsburgh, 1/28/96

Most First Downs, Both Teams

- 48 @ San Francisco, 1/17/93
- 48 @ San Francisco, 1/15/95
- 47 vs. San Francisco, 1/23/94

Fewest First Downs

- 8 @ Washington, 12/31/72
- 9 vs. Minnesota, 12/30/73
- 9 vs. Baltimore, 1/17/71

Fewest First Downs, Opponent

- 7 vs. Detroit, 12/26/70
- 8 vs. Tampa Bay, 1/9/83
- 9 vs. San Francisco, 1/2/72
- 9 @ L.A. Rams, 1/4/76

Fewest First Downs, Both Teams

- 21 vs. Detroit, 12/26/70
- 23 vs. Baltimore, 1/17/71
- 24 @ Washington, 12/31/72

Most First Downs, Rushing

- 19 vs. L.A. Rams, 12/28/80
- 16 @ San Francisco, 1/3/71
- 16 vs. Minnesota, 12/28/96

Most First Downs, Rushing, Opponent

- 14 vs. Baltimore, 1/9/66
- 14 vs. Minnesota, 12/30/73
- 13 @ Philadelphia, 1/11/81

Fewest First Downs, Rushing

- 2 vs. Minnesota, 1/5/69
- 2 @ Washington, 1/22/83
- 3 4 times, last vs. Minnesota, 12/30/73

Fewest First Downs, Rushing, Opponent

- 1 @ L.A. Rams, 1/4/76
- 2 5 times, last vs. Green Bay, 1/16/94

Most First Downs, Passing

- 20 vs. L.A. Rams, 12/26/83
- 19 vs. Tampa Bay, 1/2/82
- 19 @ Washington, 1/22/83

Most First Downs, Passing, Opponent

- 19 @ Detroit, 1/5/92
- 17 @ San Francisco, 1/10/82
- 16 3 times, last vs. Green Bay, 1/16/94

Fewest First Downs, Passing

- 3 vs. Detroit, 12/26/70
- 3 @ Washington, 12/31/72
- 4 vs. L.A. Rams, 12/23/73

Fewest First Downs, Passing, Opponent

- 1 vs. Denver, 1/15/78
- 3 vs. L.A. Rams, 1/4/86
- 4 vs. Atlanta, 12/30/78
- 4 vs. Tampa Bay, 1/9/83

Most First Downs, Penalty

- 4 @ Carolina, 1/5/97
- 3 vs. Green Bay, 1/8/95
- 3 @ San Francisco, 1/15/95

Most First Downs, Penalty, Opponent

- 4 vs. Baltimore, 1/17/71
- 4 vs. Buffalo, 1/31/93
- 3 7 times, last @ Carolina, 1/5/97

NET YARDS GAINED

RUSHING AND PASSING

Most Yards Gained

- 528 vs. L.A. Rams, 12/28/80
- 456 vs. Tampa Bay, 1/9/83
- 451 @ San Francisco, 1/15/95

**Most Yards Gained, Opponent**

- 466 vs. Green Bay, 1/6/83
 421 @ Detroit, 1/5/92
 415 @ San Francisco, 1/17/93

Most Yards Gained, Both Teams

- 841 vs. Green Bay, 1/6/83
 831 @ San Francisco, 1/17/93
 788 vs. L.A. Rams, 12/28/80

Fewest Yards Gained

- 153 vs. Minnesota, 12/30/73
 169 @ Washington, 12/31/72
 176 vs. Baltimore, 1/9/66

Fewest Yards Gained, Opponent

- 118 @ L.A. Rams, 1/4/76
 156 vs. Detroit, 12/26/70
 156 vs. Denver, 1/15/78

Fewest Yards Gained, Both Teams

- 387 @ Green Bay, 12/31/67
 387 vs. Detroit, 12/26/70
 459 vs. Minnesota, 12/30/73

RUSHING**ATTEMPTS****Most Rushing Attempts**

- 51 @ San Francisco, 1/3/71
 50 vs. Detroit, 12/26/70
 50 @ L.A. Rams, 1/4/76

Most Rushing Attempts, Opponent

- 49 vs. L.A. Rams, 12/19/76
 47 vs. Baltimore, 1/9/66
 47 vs. Minnesota, 12/30/73

Fewest Rushing Attempts

- 18 @ L.A. Rams, 1/4/86
 20 vs. L.A. Rams, 12/26/83
 21 @ Washington, 1/22/83

Fewest Rushing Attempts, Opponent

- 12 vs. Green Bay, 1/14/96
 13 vs. Green Bay, 1/16/94
 15 vs. Minnesota, 12/28/96

YARDS**Most Yards Gained Rushing**

- 338 vs. L.A. Rams, 12/28/80
 255 vs. Minnesota, 12/28/96
 252 vs. Miami, 1/16/72

Most Yards Gained Rushing, Opponent

- 269 @ L.A. Rams, 1/4/86
 263 @ Philadelphia, 1/11/81
 203 vs. Minnesota, 12/30/73

Most Yards Gained Rushing, Both Teams

- 430 vs. L.A. Rams, 12/28/80
 349 @ Philadelphia, 1/11/81
 337 vs. Cleveland, 12/24/67

Fewest Yards Gained Rushing

- 45 vs. Baltimore, 1/9/66
 56 vs. Pittsburgh, 1/28/96
 61 @ L.A. Rams, 1/4/86

Fewest Yards Gained Rushing, Opponent

- 22 vs. L.A. Rams, 12/19/76
 31 vs. Green Bay, 1/16/94
 48 vs. Green Bay, 1/14/96

Fewest Yards Gained Rushing, Both Teams

- 127 vs. Minnesota, 1/5/69
 128 vs. Green Bay, 1/16/94
 157 vs. L.A. Rams, 12/26/83

PASSING**ATTEMPTS****Most Passes Attempted**

- 53 vs. L.A. Rams, 12/26/83
 53 @ San Francisco, 1/15/95
 45 vs. Tampa Bay, 1/9/83

Most Passes Attempted, Opponent

- 50 vs. Buffalo, 1/30/94
 49 vs. Pittsburgh, 1/28/96
 46 vs. Green Bay, 1/8/95

Most Passes Attempted, Both Teams

- 84 vs. L.A. Rams, 12/26/83
 82 vs. Green Bay, 1/16/94
 82 @ San Francisco, 1/15/95

Fewest Passes Attempted

- 14 @ Minnesota, 12/25/71
 14 vs. Chicago, 12/24/77
 15 vs. Cleveland, 12/24/67

Fewest Passes Attempted, Opponent

- 18 vs. Baltimore, 1/9/66
 18 @ Washington, 12/31/72
 19 vs. L.A. Rams, 1/3/70

Fewest Passes Attempted, Both Teams

- 38 vs. Detroit, 12/26/70
 39 @ Washington, 12/31/72
 39 vs. L.A. Rams, 12/23/73

COMPLETIONS**Most Passes Completed**

- 32 vs. L.A. Rams, 12/26/83
 30 @ San Francisco, 1/15/95
 28 vs. Green Bay, 1/16/94

Most Passes Completed, Opponent

- 31 vs. Buffalo, 1/30/94
 29 @ Detroit, 1/5/92
 28 vs. Green Bay, 1/16/94
 28 vs. Pittsburgh, 1/28/96

Most Passes Completed, Both Teams

- 56 vs. Green Bay, 1/16/94
 50 vs. Buffalo, 1/30/94
 49 @ San Francisco, 1/17/93

Fewest Passes Completed

- 4 vs. Detroit, 12/26/70
 7 @ San Francisco, 1/3/71
 8 vs. L.A. Rams, 12/23/73
 8 vs. Chicago, 12/26/77

Fewest Passes Completed, Opponent

- 6 @ L.A. Rams, 1/4/86
 7 vs. Baltimore, 1/9/66
 7 Detroit, 12/26/70
 7 vs. L.A. Rams, 12/23/73

Fewest Passes Completed, Both Teams

- 11 vs. Detroit, 12/26/70
 15 vs. L.A. Rams, 12/23/73
 21 vs. L.A. Rams, 12/30/79
 21 @ Philadelphia, 1/11/81

YARDS**Most Yards Gained Passing**

- 352 @ San Francisco, 1/15/95
 330 vs. Green Bay, 1/8/95
 310 @ Atlanta, 1/4/81

Most Yards Gained Passing, Opponent

- 337 @ Detroit, 1/5/92
 327 vs. Green Bay, 1/16/94
 308 vs. Green Bay, 1/16/83

Most Yards Gained Passing, Both Teams

- 611 vs. Green Bay, 1/16/94
 596 @ San Francisco, 1/17/93
 595 @ Atlanta, 1/4/81

Fewest Yards Gained, Passing

- 22 vs. Detroit, 12/26/70
 63 vs. Minnesota, 12/30/73
 72 vs. San Francisco, 12/21/72

Fewest Yards Gained, Passing, Opponent

- 35 vs. Denver, 1/15/78
 47 @ L.A. Rams, 1/4/86
 52 vs. Atlanta, 12/30/78

Fewest Yards Gained, Passing, Both Teams, Game

- 102 vs. Detroit, 12/26/70
 166 vs. Minnesota, 12/30/73
 193 @ Philadelphia, 1/11/81

SACKS**TOTAL SACKS****Most Sacks**

- 8 @ Green Bay, 12/31/67
 5 8 times, last vs. Philadelphia, 1/7/96

Most Sacks, Opponent

- 7 vs. L.A. Rams, 12/23/73
 7 vs. Pittsburgh, 1/18/76
 6 vs. L.A. Rams, 1/3/70
 6 vs. San Francisco, 1/2/72

THE PLAYOFF RECORDS



SACK YARDAGE

Most Sack Yardage

- 76 @ Green Bay, 12/31/67
- 51 @ L.A. Rams, 1/4/76
- 45 vs. Philadelphia, 1/10/93

Most Sack Yardage, Opponent

- 52 vs. Pittsburgh, 1/21/79
- 50 vs. L.A. Rams, 1/3/70
- 44 vs. L.A. Rams, 12/23/73

INTERCEPTIONS

TOTAL INTERCEPTIONS

Most Interceptions

- 5 @ L.A. Rams, 1/7/79
- 4 5 times, last vs. Buffalo, 1/31/93

Most Interceptions, Opponent

- 4 @ Cleveland, 12/21/68
- 4 vs. Minnesota, 12/30/73
- 3 8 times, last @ Carolina, 1/5/97

YARDS

Most Yards

- 123 @ L.A. Rams, 1/7/79
- 77 vs. Pittsburgh, 1/28/96
- 76 vs. Chicago, 12/26/77

Most Yards, Opponent

- 123 vs. Cleveland, 12/28/69
- 122 @ Carolina, 1/5/97
- 111 vs. L.A. Rams, 12/26/83

PUNTING

TOTAL PUNTS

Most Punts

- 10 vs. Baltimore, 1/9/66
- 9 vs. Baltimore, 1/17/71
- 8 5 times, last vs. L.A. Rams, 12/30/79

Most Punts, Opponent

- 8 @ Green Bay, 12/31/67
- 8 vs. Detroit, 12/26/70
- 8 vs. Minnesota, 1/1/78
- 8 vs. Philadelphia, 1/7/96

Fewest Punts

- 1 @ San Francisco, 1/15/95
- 1 vs. Minnesota, 12/28/96
- 2 vs. Cleveland, 12/24/67
- 2 vs. L.A. Rams, 12/28/80

Fewest Punts, Opponent

- 1 vs. Cleveland, 12/28/69
- 1 @ Chicago, 12/29/91
- 1 @ San Francisco, 1/17/93
- 1 @ Carolina, 1/5/97

AVERAGE YARDAGE

Highest Average Distance, Punting (4 punts)

- 46.9 @ L.A. Rams, 1/4/86
- 46.7 vs. L.A. Rams, 12/23/73
- 45.8 vs. Green Bay, 1/8/95

Highest Average Distance, Punting, Opponent (4 punts)

- 48.8 vs. Detroit, 12/26/70
- 46.2 @ Detroit, 1/5/92
- 45.5 vs. San Francisco, 1/23/94

PUNT RETURNS

TOTAL RETURNS

Most Punt Returns

- 5 vs. Minnesota, 1/1/78
- 5 vs. L.A. Rams, 12/28/80
- 5 vs. Tampa Bay, 1/9/83

Most Punt Returns, Opponent

- 6 vs. Detroit, 12/26/70
- 6 @ Philadelphia, 1/11/81
- 5 4 times, last vs. Pittsburgh, 1/18/76

YARDS GAINED

Most Yards, Punt Returns

- 155 vs. Cleveland, 12/24/67
- 81 vs. L.A. Rams, 12/28/80
- 64 vs. L.A. Rams, 12/19/76

Most Yards, Punt Returns, Opponent

- 89 vs. Minnesota, 1/5/69
- 69 @ Philadelphia, 1/11/81
- 59 vs. Green Bay, 1/16/94

KICKOFF RETURNS

TOTAL RETURNS

Most Kickoff Returns

- 7 @ San Francisco, 1/15/95
- 6 6 times, last @ Carolina, 1/5/97

Most Kickoff Returns, Opponent

- 8 @ L.A. Rams, 1/4/76
- 8 vs. Chicago, 12/26/77
- 8 vs. Minnesota, 12/28/96

YARDS GAINED

Most Yards, Kickoff Returns

- 173 vs. Green Bay, 1/16/83
- 153 vs. Green Bay, 1/1/67
- 144 @ San Francisco, 1/15/95

Most Yards, Kickoff Returns, Opponent

- 188 @ Minnesota, 12/25/71
- 173 vs. Denver, 1/15/78
- 167 @ L.A. Rams, 1/4/76

FUMBLES

TOTAL FUMBLES

Most Fumbles

- 6 vs. Denver, 1/15/78
- 6 vs. Atlanta, 12/30/78
- 5 @ Philadelphia, 1/11/81

Most Fumbles, Opponent

- 8 vs. Buffalo, 1/31/93
- 5 @ San Francisco, 12/23/72
- 5 vs. Minnesota, 1/1/78
- 5 vs. Baltimore, 1/17/71

FUMBLES LOST

Most Fumbles Lost

- 3 @ San Francisco, 12/23/72
- 3 vs. Atlanta, 12/30/78
- 3 @ Philadelphia, 1/11/81
- 3 @ L.A. Rams, 1/4/86

Most Fumbles Lost, Opponent

- 5 vs. Buffalo, 1/31/93
- 4 vs. Baltimore, 1/17/71
- 4 vs. Denver, 1/15/78
- 4 vs. Minnesota, 12/28/96

PENALTIES

TOTAL PENALTIES

Most Penalties

- 12 vs. Denver, 1/15/78
- 11 vs. L.A. Rams, 12/28/80
- 10 @ L.A. Rams, 1/7/79

Most Penalties, Opponent

- 11 vs. Green Bay, 1/14/96
- 10 vs. Tampa Bay, 1/2/82
- 8 3 times, last vs. Green Bay, 1/8/95

Fewest Penalties

- 2 8 times, last @ Chicago, 12/29/91

Fewest Penalties, Opponent

- 0 vs. Detroit, 12/26/70
- 0 vs. Miami, 1/16/72
- 0 vs. Pittsburgh, 1/18/76

YARDS PENALIZED

Most Yards Penalized

- 120 vs. Baltimore, 1/17/71
- 98 @ San Francisco, 1/15/95
- 94 vs. Denver, 1/15/78

Most Yards Penalized, Opponent

- 106 @ San Francisco, 1/10/82
- 105 vs. Tampa Bay, 1/2/82
- 94 vs. L.A. Rams, 1/19/76

Fewest Yards Penalized

- 10 vs. Cleveland, 12/24/67
- 10 @ Minnesota, 12/25/71
- 15 @ Washington, 1/22/83

Fewest Yards Penalized, Opponent

- 0 vs. Detroit, 12/26/70
- 0 vs. Miami, 1/16/72
- 0 vs. Pittsburgh, 1/18/76

**Cowboys Big Days/Playoffs****100 YARD RUSHING GAMES**

| | | |
|-----------|---------------------------------|-------------------|
| 160 yards | — Tony Dorsett vs. L.A. Rams | December 28, 1980 |
| 150 yards | — Emmitt Smith vs. Green Bay | January 14, 1996 |
| 143 yards | — Duane Thomas @ San Francisco | January 3, 1971 |
| 135 yards | — Duane Thomas vs. Detroit | December 26, 1970 |
| 132 yards | — Emmitt Smith vs. Buffalo | January 30, 1994 |
| 125 yards | — Calvin Hill @ San Francisco | December 23, 1972 |
| 116 yards | — Emmitt Smith vs. Minnesota | December 28, 1996 |
| 114 yards | — Emmitt Smith vs. Philadelphia | January 10, 1993 |
| 114 yards | — Emmitt Smith @ San Francisco | January 17, 1993 |
| 110 yards | — Tony Dorsett vs. Tampa Bay | January 9, 1983 |
| 108 yards | — Don Perkins vs. Green Bay | January 1, 1967 |
| 108 yards | — Emmitt Smith vs. Buffalo | January 31, 1993 |
| 105 yards | — Emmitt Smith @ Chicago | December 29, 1991 |
| 101 yards | — Tony Dorsett @ L.A. Rams | January 7, 1979 |

300 YARD PASSING GAMES

| | | |
|-----------|-------------------------------|-------------------|
| 380 yards | — Troy Aikman @ San Francisco | January 15, 1995 |
| 337 yards | — Troy Aikman vs. Green Bay | January 8, 1995 |
| 330 yards | — Danny White vs. L.A. Rams | December 26, 1983 |
| 322 yards | — Danny White @ Atlanta | January 4, 1981 |
| 322 yards | — Troy Aikman @ San Francisco | January 17, 1993 |
| 312 yards | — Danny White vs. Tampa Bay | January 9, 1983 |
| 302 yards | — Troy Aikman vs. Green Bay | January 16, 1994 |

100 YARD RECEIVING GAMES

| | | |
|-----------|-----------------------------------|-------------------|
| 192 yards | — Michael Irvin @ San Francisco | January 15, 1995 |
| 144 yards | — Bob Hayes vs. Cleveland | December 24, 1967 |
| 142 yards | — Tony Hill vs. Green Bay | January 16, 1983 |
| 136 yards | — Billy Parks @ San Francisco | December 23, 1972 |
| 126 yards | — Michael Irvin vs. Green Bay | January 16, 1994 |
| 124 yards | — Kevin Williams vs. Philadelphia | January 7, 1996 |
| 123 yards | — Preston Pearson @ L.A. Rams | January 4, 1976 |
| 117 yards | — Alvin Harper @ San Francisco | January 17, 1993 |
| 115 yards | — Tony Hill vs. L.A. Rams | December 26, 1983 |
| 114 yards | — Michael Irvin vs. Buffalo | January 31, 1993 |
| 111 yards | — Michael Irvin vs. Green Bay | January 8, 1995 |
| 108 yards | — Alvin Harper vs. Green Bay | January 8, 1995 |
| 104 yards | — Jay Novacek vs. Green Bay | January 8, 1995 |
| 103 yards | — Michael Irvin vs. Minnesota | December 28, 1996 |
| 102 yards | — Frank Clarke vs. Green Bay | January 1, 1967 |
| 100 yards | — Michael Irvin vs. Green Bay | January 14, 1996 |

Cowboys Longest Plays/Playoffs**LONG RUNS FROM SCRIMMAGE**

| | | |
|----------|-----------------------------------|-------------------|
| 53 yards | — Tony Dorsett @ L.A. Rams | January 7, 1979 |
| 48 yards | — Calvin Hill @ San Francisco | December 23, 1972 |
| 38 yards | — Emmitt Smith vs. Buffalo | January 31, 1993 |
| 37 yards | — Emmitt Smith vs. Minnesota (TD) | December 28, 1996 |
| 32 yards | — Ron Springs vs. L.A. Rams | December 28, 1980 |
| 29 yards | — Roger Staubach vs. Washington | December 31, 1972 |
| 29 yards | — Tony Dorsett vs. Pittsburgh | January 21, 1979 |

LONG FORWARD PASS

| | | |
|----------|---|-------------------|
| 94 yards | — Troy Aikman to Alvin Harper vs. Green Bay (TD) | January 8, 1995 |
| 86 yards | — Don Meredith to Bob Hayes vs. Cleveland (TD) | December 24, 1967 |
| 83 yards | — Roger Staubach to Drew Pearson vs. L.A. Rams (TD) | December 23, 1973 |
| 70 yards | — Troy Aikman to Alvin Harper @ San Francisco | January 17, 1993 |
| 68 yards | — Don Meredith to Frank Clarke vs. Green Bay (TD) | January 1, 1967 |



LONG PUNT RETURNS

| | | |
|----------|---|-------------------|
| 68 yards | — Bob Hayes vs. Cleveland..... | December 24, 1967 |
| 63 yards | — Golden Richards vs. Minnesota (TD)..... | December 30, 1973 |
| 44 yards | — Butch Johnson vs. L.A. Rams..... | December 19, 1976 |
| 43 yards | — James Jones vs. L.A. Rams..... | December 28, 1980 |

LONG KICKOFF RETURNS

| | | |
|----------|--|------------------|
| 89 yards | — Rod Hill vs. Green Bay..... | January 16, 1983 |
| 50 yards | — Kevin Williams vs. Buffalo..... | January 30, 1994 |
| 48 yards | — Thomas Henderson vs. Pittsburgh..... | January 18, 1976 |
| 39 yards | — Kelvin Martin vs. Philadelphia..... | January 10, 1993 |
| 39 yards | — Kevin Williams vs. Green Bay..... | January 8, 1995 |

LONG INTERCEPTION RETURNS

| | | |
|----------|--|-------------------|
| 68 yards | — Thomas Henderson @ L.A. Rams (TD)..... | January 7, 1979 |
| 60 yards | — Cornell Green vs. Cleveland (TD)..... | December 24, 1967 |
| 44 yards | — Larry Brown vs. Pittsburgh..... | January 28, 1996 |
| 39 yards | — Dennis Thurman vs. Green Bay (TD)..... | January 16, 1983 |

LONG FUMBLE RETURNS

| | | |
|----------|--|-------------------|
| 64 yards | — Leon Lett vs. Buffalo..... | January 31, 1993 |
| 46 yards | — James Washington vs. Buffalo (TD)..... | January 30, 1994 |
| 44 yards | — Chuck Howley @ Cleveland (TD)..... | December 21, 1968 |
| 37 yards | — Mike Hegman vs. Pittsburgh (TD)..... | January 21, 1979 |



Quarterback
Troy Aikman

The History





Cowboys All-Time Results

All-Time Regular Season Record: 334-222-6
Playoff Record: 32-19

1960 (0-11-1)

Tom Landry, Head Coach
Seventh place, Western Conference

| | | | | |
|-------|---|-----|------------------------|-----|
| 9/24 | L | 28 | Pittsburgh (30,000) | 35 |
| 9/30 | L | 25 | Philadelphia (18,500) | 27 |
| 10/9 | L | 14 | @ Washington (21,142) | 26 |
| 10/16 | L | 7 | Cleveland (28,500) | 48 |
| 10/23 | L | 10 | @ St. Louis (23,128) | 12 |
| 10/30 | L | 7 | Baltimore (25,500) | 45 |
| 11/6 | L | 13 | Los Angeles (16,000) | 38 |
| 11/13 | L | 7 | @ Green Bay (32,294) | 41 |
| 11/20 | L | 14 | San Francisco (10,000) | 26 |
| 11/27 | L | 7 | @ Chicago (39,951) | 17 |
| 12/4 | T | 31 | @ New York (55,033) | 31 |
| 12/11 | L | 14 | @ Detroit (43,272) | 23 |
| | | 177 | | 369 |

1961 (4-9-1)

Tom Landry, Head Coach
Sixth place, Eastern Conference

| | | | | |
|-------|---|-----|-------------------------|-----|
| 9/17 | W | 27 | Pittsburgh (23,500) | 24 |
| 9/24 | W | 21 | Minnesota (20,500) | 7 |
| 10/1 | L | 7 | @ Cleveland (43,638) | 25 |
| 10/8 | W | 28 | @ Minnesota (33,070) | 0 |
| 10/15 | L | 10 | New York (41,500) | 31 |
| 10/22 | L | 7 | Philadelphia (25,000) | 43 |
| 10/29 | W | 17 | @ New York (60,254) | 16 |
| 11/5 | L | 17 | St. Louis (20,500) | 31 |
| 11/12 | L | 7 | @ Pittsburgh (17,519) | 37 |
| 11/19 | T | 28 | Washington (17,500) | 28 |
| 11/26 | L | 13 | @ Philadelphia (60,127) | 35 |
| 12/3 | L | 17 | Cleveland (23,500) | 38 |
| 12/10 | L | 13 | @ St. Louis (15,384) | 31 |
| 12/17 | L | 24 | @ Washington (21,451) | 34 |
| | | 236 | | 380 |

1962 (5-8-1)

Tom Landry, Head Coach
Fifth place, Eastern Conference

| | | | | |
|-------|---|-----|-------------------------|-----|
| 9/16 | T | 35 | Washington (15,730) | 35 |
| 9/23 | L | 28 | Pittsburgh (19,478) | 30 |
| 9/30 | W | 27 | @ Los Angeles (26,907) | 17 |
| 10/7 | L | 10 | @ Cleveland (44,040) | 19 |
| 10/14 | W | 41 | Philadelphia (18,645) | 19 |
| 10/21 | W | 42 | @ Pittsburgh (23,106) | 27 |
| 10/28 | L | 24 | St. Louis (16,027) | 28 |
| 11/4 | W | 38 | @ Washington (49,888) | 10 |
| 11/11 | L | 10 | New York (45,668) | 41 |
| 11/18 | L | 33 | Chicago (12,692) | 34 |
| 11/25 | L | 14 | @ Philadelphia (58,070) | 28 |
| 12/2 | W | 45 | Cleveland (24,226) | 21 |
| 12/9 | L | 20 | @ St. Louis (14,102) | 52 |
| 12/16 | L | 31 | @ New York (62,694) | 41 |
| | | 393 | | 402 |

1963 (4-10)

Tom Landry, Head Coach
Fifth place, Eastern Conference

| | | | | |
|-------|---|-----|--------------------------|-----|
| 9/14 | L | 7 | St. Louis (36,432) | 34 |
| 9/22 | L | 24 | Cleveland (28,710) | 41 |
| 9/29 | L | 17 | @ Washington (40,101) | 21 |
| 10/6 | L | 21 | @ Philadelphia (60,671) | 24 |
| 10/13 | W | 17 | Detroit (27,264) | 14 |
| 10/20 | L | 21 | @ New York (62,889) | 37 |
| 10/27 | L | 21 | @ Pittsburgh (19,047) | 27 |
| 11/3 | W | 35 | Washington (18,838) | 20 |
| 11/10 | L | 24 | @ San Francisco (29,563) | 31 |
| 11/17 | W | 27 | Philadelphia (23,694) | 20 |
| 11/24 | L | 17 | @ Cleveland (55,096) | 27 |
| 12/1 | L | 27 | New York (29,653) | 34 |
| 12/8 | L | 19 | Pittsburgh (24,136) | 24 |
| 12/15 | W | 28 | @ St. Louis (12,695) | 24 |
| | | 305 | | 378 |

1964 (5-8-1)

Tom Landry, Head Coach
Fifth place, Eastern Conference

| | | | | |
|-------|---|-----|-------------------------|-----|
| 9/12 | L | 6 | St. Louis (36,605) | 16 |
| 9/20 | W | 24 | Washington (25,158) | 18 |
| 9/27 | L | 17 | @ Pittsburgh (35,594) | 23 |
| 10/4 | L | 6 | @ Cleveland (72,062) | 27 |
| 10/11 | T | 13 | New York (33,324) | 13 |
| 10/18 | L | 16 | Cleveland (37,456) | 20 |
| 10/25 | W | 31 | @ St. Louis (28,253) | 13 |
| 11/1 | W | 24 | @ Chicago (47,527) | 10 |
| 11/8 | W | 31 | @ New York (63,031) | 21 |
| 11/15 | L | 14 | Philadelphia (55,972) | 17 |
| 11/22 | L | 16 | @ Washington (49,219) | 28 |
| 11/29 | L | 21 | Green Bay (44,975) | 45 |
| 12/6 | L | 14 | @ Philadelphia (60,671) | 24 |
| 12/13 | W | 17 | Pittsburgh (35,271) | 14 |
| | | 250 | | 289 |

1965 (7-7)

Tom Landry, Head Coach
Second place, Eastern Conference

| | | | | |
|-------|---|-----|-------------------------|-----|
| 9/19 | W | 31 | New York (59,366) | 2 |
| 9/26 | W | 27 | Washington (61,577) | 7 |
| 10/4 | L | 13 | @ St. Louis (32,034) | 20 |
| 10/10 | L | 24 | Philadelphia (56,249) | 35 |
| 10/17 | L | 17 | @ Cleveland (80,451) | 23 |
| 10/24 | L | 3 | @ Green Bay (48,311) | 13 |
| 10/31 | L | 13 | @ Pittsburgh (37,804) | 22 |
| 11/7 | W | 39 | San Francisco (39,677) | 31 |
| 11/14 | W | 24 | Pittsburgh (57,293) | 17 |
| 11/21 | L | 17 | Cleveland (76,251) | 24 |
| 11/28 | L | 31 | @ Washington (50,205) | 34 |
| 12/5 | W | 21 | @ Philadelphia (54,714) | 19 |
| 12/11 | W | 27 | St. Louis (38,499) | 13 |
| 12/19 | W | 38 | @ New York (62,871) | 20 |
| | | 325 | | 280 |

PLAYOFF BOWL GAME
(Miami)

| | | | | |
|--------|---|---|--------------------|----|
| 1/9/66 | L | 3 | Baltimore (65,569) | 35 |
|--------|---|---|--------------------|----|

1966 (10-3-1)

Tom Landry, Head Coach
First place, Eastern Conference

| | | | | |
|-------|---|-----|-------------------------|-----|
| 9/18 | W | 52 | New York (60,010) | 7 |
| 9/25 | W | 28 | Minnesota (64,116) | 17 |
| 10/2 | W | 47 | @ Atlanta (56,990) | 14 |
| 10/9 | W | 56 | Philadelphia (69,372) | 7 |
| 10/16 | T | 10 | @ St. Louis (50,673) | 10 |
| 10/23 | L | 21 | @ Cleveland (84,721) | 30 |
| 10/30 | W | 52 | Pittsburgh (58,453) | 21 |
| 11/6 | L | 23 | @ Philadelphia (60,658) | 24 |
| 11/13 | W | 31 | @ Washington (50,927) | 30 |
| 11/20 | W | 20 | @ Pittsburgh (42,185) | 7 |
| 11/24 | W | 26 | Cleveland (80,259) | 14 |
| 12/4 | W | 31 | St. Louis (76,965) | 17 |
| 12/11 | L | 31 | Washington (64,198) | 34 |
| 12/18 | W | 17 | @ New York (62,735) | 7 |
| | | 445 | | 239 |

1966 CHAMPIONSHIP GAME
(Dallas)

| | | | | |
|--------|---|----|--------------------|----|
| 1/1/67 | L | 27 | Green Bay (75,504) | 34 |
|--------|---|----|--------------------|----|

1967 (9-5)

Tom Landry, Head Coach
First place, Capitol Division

| | | | | |
|-------|---|----|-------------------------|----|
| 9/17 | W | 21 | @ Cleveland (81,039) | 14 |
| 9/24 | W | 38 | New York (66,209) | 24 |
| 10/1 | L | 13 | Los Angeles (75,229) | 35 |
| 10/8 | W | 17 | @ Washington (50,566) | 14 |
| 10/15 | W | 14 | New Orleans (64,128) | 10 |
| 10/22 | W | 24 | @ Pittsburgh (39,641) | 21 |
| 10/29 | L | 14 | @ Philadelphia (60,740) | 21 |
| 11/5 | W | 37 | Atlanta (54,751) | 7 |



1967. Cont.

| | | | | |
|-------|---|-----|-------------------------------|-----|
| 11/12 | W | 27 | @ New Orleans (83,437)..... | 10 |
| 11/19 | L | 20 | Washington (75,538)..... | 27 |
| 11/23 | W | 46 | St. Louis (68,787)..... | 21 |
| 12/3 | L | 17 | @ Baltimore (60,238)..... | 23 |
| 12/10 | W | 38 | Philadelphia (55,834)..... | 17 |
| 12/16 | L | 16 | @ San Francisco (27,182)..... | 24 |
| | | 342 | | 268 |

1967 EASTERN CHAMPIONSHIP GAME (Dallas)

| | | | | |
|-------|---|----|-------------------------|----|
| 12/24 | W | 52 | Cleveland (70,786)..... | 14 |
|-------|---|----|-------------------------|----|

1967 CHAMPIONSHIP GAME (Green Bay)

| | | | | |
|-------|---|----|-------------------------|----|
| 12/31 | L | 17 | Green Bay (50,861)..... | 21 |
|-------|---|----|-------------------------|----|

1968 (12-2)

Tom Landry, Head Coach First place, Capitol Division

| | | | | |
|-------|---|-----|------------------------------|-----|
| 9/15 | W | 59 | Detroit (61,382)..... | 13 |
| 9/22 | W | 28 | Cleveland (68,733)..... | 7 |
| 9/29 | W | 45 | @ Philadelphia (60,858)..... | 13 |
| 10/6 | W | 27 | @ St. Louis (48,296)..... | 10 |
| 10/13 | W | 34 | Philadelphia (72,083)..... | 14 |
| 10/20 | W | 20 | @ Minnesota (47,644)..... | 7 |
| 10/28 | L | 17 | Green Bay (74,604)..... | 28 |
| 11/3 | W | 17 | @ New Orleans (84,728)..... | 3 |
| 11/10 | L | 21 | New York (72,163)..... | 27 |
| 11/17 | W | 44 | @ Washington (50,816)..... | 24 |
| 11/24 | W | 34 | @ Chicago (46,667)..... | 3 |
| 11/28 | W | 29 | Washington (66,076)..... | 20 |
| 12/8 | W | 28 | Pittsburgh (55,069)..... | 7 |
| 12/15 | W | 28 | @ New York (62,617)..... | 10 |
| | | 431 | | 186 |

1968 EASTERN CHAMPIONSHIP GAME (Cleveland)

| | | | | |
|-------|---|----|-------------------------|----|
| 12/21 | L | 20 | Cleveland (81,497)..... | 31 |
|-------|---|----|-------------------------|----|

PLAYOFF BOWL GAME (Miami)

| | | | | |
|--------|---|----|-------------------------|----|
| 1/5/69 | W | 17 | Minnesota (22,961)..... | 13 |
|--------|---|----|-------------------------|----|

1969 (11-2-1)

Tom Landry, Head Coach First place, Capitol Division

| | | | | |
|-------|---|-----|------------------------------|-----|
| 9/21 | W | 24 | St. Louis (62,134)..... | 3 |
| 9/28 | W | 21 | @ New Orleans (79,567)..... | 17 |
| 10/5 | W | 38 | @ Philadelphia (60,658)..... | 7 |
| 10/12 | W | 24 | @ Atlanta (54,833)..... | 17 |
| 10/19 | W | 49 | Philadelphia (71,509)..... | 14 |
| 10/27 | W | 25 | New York (58,964)..... | 3 |
| 11/2 | L | 10 | @ Cleveland (84,850)..... | 42 |
| 11/9 | W | 33 | New Orleans (68,282)..... | 17 |
| 11/16 | W | 41 | @ Washington (50,474)..... | 28 |
| 11/23 | L | 23 | @ Los Angeles (79,105)..... | 24 |
| 11/27 | T | 24 | San Francisco (62,348)..... | 24 |
| 12/7 | W | 10 | @ Pittsburgh (24,990)..... | 7 |
| 12/13 | W | 27 | Baltimore (63,191)..... | 10 |
| 12/21 | W | 20 | Washington (56,924)..... | 10 |
| | | 369 | | 233 |

1969 EASTERN CHAMPIONSHIP GAME (Dallas)

| | | | | |
|-------|---|----|-------------------------|----|
| 12/28 | L | 14 | Cleveland (69,321)..... | 38 |
|-------|---|----|-------------------------|----|

PLAYOFF BOWL GAME (Miami)

| | | | | |
|--------|---|---|---------------------------|----|
| 1/3/70 | L | 0 | Los Angeles (31,151)..... | 31 |
|--------|---|---|---------------------------|----|

1970 (10-4)

Tom Landry, Head Coach First place, NFC East

| | | | | |
|-------|---|-----|------------------------------|-----|
| 9/20 | W | 17 | @ Philadelphia (59,728)..... | 7 |
| 9/27 | W | 28 | N.Y. Giants (57,239)..... | 10 |
| 10/4 | L | 7 | @ St. Louis (50,780)..... | 20 |
| 10/11 | W | 13 | Atlanta (53,611)..... | 0 |
| 10/18 | L | 13 | @ Minnesota (47,900)..... | 54 |
| 10/25 | W | 27 | @ Kansas City (51,158)..... | 16 |
| 11/1 | W | 21 | Philadelphia (55,736)..... | 17 |
| 11/8 | L | 20 | @ N.Y. Giants (62,928)..... | 23 |
| 11/16 | L | 0 | St. Louis (69,323)..... | 38 |
| 11/22 | W | 45 | @ Washington (50,415)..... | 21 |
| 11/26 | W | 16 | Green Bay (67,182)..... | 0 |
| 12/6 | W | 34 | Washington (57,936)..... | 0 |
| 12/12 | W | 6 | @ Cleveland (75,456)..... | 2 |
| 12/20 | W | 52 | Houston (50,504)..... | 10 |
| | | 299 | | 221 |

1970 DIVISIONAL PLAYOFF (Dallas)

| | | | | |
|-------|---|---|-----------------------|---|
| 12/26 | W | 5 | Detroit (73,167)..... | 0 |
|-------|---|---|-----------------------|---|

1970 NFC CHAMPIONSHIP GAME (San Francisco)

| | | | | |
|--------|---|----|-----------------------------|----|
| 1/3/71 | W | 17 | San Francisco (59,625)..... | 10 |
|--------|---|----|-----------------------------|----|

SUPER BOWL V (Miami)

| | | | | |
|---------|---|----|-------------------------|----|
| 1/17/71 | L | 13 | Baltimore (80,055)..... | 16 |
|---------|---|----|-------------------------|----|

1971 (11-3)

Tom Landry, Head Coach First place, NFC East

| | | | | |
|-------|---|-----|------------------------------|-----|
| 9/19 | W | 49 | @ Buffalo (46,206)..... | 37 |
| 9/26 | W | 42 | @ Philadelphia (65,358)..... | 7 |
| 10/3 | L | 16 | Washington (72,000)..... | 20 |
| 10/11 | W | 20 | N.Y. Giants (68,378)..... | 13 |
| 10/17 | L | 14 | @ New Orleans (83,088)..... | 24 |
| 10/24 | W | 44 | New England (65,708)..... | 21 |
| 10/31 | L | 19 | @ Chicago (55,049)..... | 23 |
| 11/7 | W | 16 | @ St. Louis (50,486)..... | 13 |
| 11/14 | W | 20 | Philadelphia (60,178)..... | 0 |
| 11/21 | W | 13 | @ Washington (53,041)..... | 7 |
| 11/25 | W | 28 | Los Angeles (66,595)..... | 21 |
| 12/4 | W | 52 | N.Y. Jets (66,689)..... | 10 |
| 12/12 | W | 42 | @ N.Y. Giants (62,815)..... | 14 |
| 12/18 | W | 31 | St. Louis (66,672)..... | 12 |
| | | 406 | | 222 |

1971 DIVISIONAL PLAYOFF (Minnesota)

| | | | | |
|-------|---|----|-------------------------|----|
| 12/25 | W | 20 | Minnesota (49,100)..... | 12 |
|-------|---|----|-------------------------|----|

1971 NFC CHAMPIONSHIP GAME (Dallas)

| | | | | |
|--------|---|----|-----------------------------|---|
| 1/2/72 | W | 14 | San Francisco (66,311)..... | 3 |
|--------|---|----|-----------------------------|---|

SUPER BOWL VI (New Orleans)

| | | | | |
|---------|---|----|---------------------|---|
| 1/16/72 | W | 24 | Miami (81,035)..... | 3 |
|---------|---|----|---------------------|---|

1972 (10-4)

Tom Landry, Head Coach Second place, NFC East

| | | | | |
|-------|---|-----|------------------------------|-----|
| 9/17 | W | 28 | Philadelphia (55,650)..... | 6 |
| 9/24 | W | 23 | @ N.Y. Giants (62,725)..... | 14 |
| 10/1 | L | 13 | @ Green Bay (47,103)..... | 16 |
| 10/8 | W | 17 | Pittsburgh (65,682)..... | 13 |
| 10/15 | W | 21 | @ Baltimore (58,992)..... | 0 |
| 10/22 | L | 20 | @ Washington (53,039)..... | 24 |
| 10/30 | W | 28 | Detroit (65,378)..... | 24 |
| 11/5 | W | 34 | @ San Diego (54,476)..... | 28 |
| 11/12 | W | 33 | St. Louis (65,218)..... | 24 |
| 11/19 | W | 28 | @ Philadelphia (65,720)..... | 7 |
| 11/23 | L | 10 | San Francisco (65,124)..... | 31 |
| 12/3 | W | 27 | @ St. Louis (49,797)..... | 6 |
| 12/9 | W | 34 | Washington (65,136)..... | 24 |
| 12/17 | L | 3 | N.Y. Giants (64,602)..... | 23 |
| | | 319 | | 240 |

1972 DIVISIONAL PLAYOFF (San Francisco)

| | | | | |
|-------|---|----|-----------------------------|----|
| 12/23 | W | 30 | San Francisco (61,214)..... | 28 |
|-------|---|----|-----------------------------|----|

1972 NFC CHAMPIONSHIP GAME (Washington)

| | | | | |
|-------|---|---|--------------------------|----|
| 12/31 | L | 3 | Washington (53,129)..... | 26 |
|-------|---|---|--------------------------|----|

1973 (10-4)

Tom Landry, Head Coach First place, NFC East

| | | | | |
|-------|---|-----|------------------------------|-----|
| 9/16 | W | 20 | @ Chicago (55,701)..... | 17 |
| 9/24 | W | 40 | New Orleans (53,972)..... | 3 |
| 9/30 | W | 45 | St. Louis (64,815)..... | 14 |
| 10/8 | L | 7 | @ Washington (54,314)..... | 10 |
| 10/14 | L | 31 | @ Los Angeles (81,428)..... | 37 |
| 10/21 | W | 45 | N.Y. Giants (64,898)..... | 28 |
| 10/28 | L | 16 | @ Philadelphia (65,954)..... | 30 |
| 11/4 | W | 38 | Cincinnati (58,802)..... | 10 |
| 11/11 | W | 23 | @ N.Y. Giants (70,128)..... | 10 |
| 11/18 | W | 31 | Philadelphia (61,985)..... | 10 |
| 11/22 | L | 7 | Miami (64,100)..... | 14 |
| 12/2 | W | 22 | @ Denver (51,706)..... | 10 |
| 12/9 | W | 27 | Washington (64,458)..... | 7 |
| 12/16 | W | 30 | @ St. Louis (43,946)..... | 3 |
| | | 382 | | 203 |

THE HISTORY



**1973 DIVISIONAL PLAYOFF
(Dallas)**

12/23 W 27 Los Angeles (64,291).....16

**1973 NFC CHAMPIONSHIP GAME
(Dallas)**

12/30 L 10 Minnesota (64,524).....27

1974 (8-6)

**Tom Landry, Head Coach
Third place, NFC East**

| | | | | |
|-------|---|-----|------------------------------|-----|
| 9/15 | W | 24 | @ Atlanta (52,322)..... | 0 |
| 9/23 | L | 10 | @ Philadelphia (64,088)..... | 13 |
| 9/29 | L | 6 | N.Y. Giants (45,841)..... | 14 |
| 10/6 | L | 21 | Minnesota (57,847)..... | 23 |
| 10/13 | L | 28 | @ St. Louis (49,885)..... | 31 |
| 10/20 | W | 31 | Philadelphia (43,586)..... | 24 |
| 10/27 | W | 21 | @ N.Y. Giants (61,918)..... | 7 |
| 11/3 | W | 17 | St. Louis (64,146)..... | 14 |
| 11/10 | W | 20 | San Francisco (50,018)..... | 14 |
| 11/17 | L | 21 | @ Washington (54,395)..... | 28 |
| 11/24 | W | 10 | @ Houston (49,775)..... | 0 |
| 11/28 | W | 24 | Washington (63,243)..... | 17 |
| 12/7 | W | 41 | Cleveland (48,754)..... | 23 |
| 12/14 | L | 23 | @ Oakland (45,850)..... | 27 |
| | | 297 | | 235 |

1975 (10-4)

**Tom Landry, Head Coach
Second place, NFC East**

| | | | | |
|-------|---|-----|--------------------------------|-----|
| 9/21 | W | 18 | Los Angeles (49,091)..... | 7 |
| 9/28 | W | 37 | St. Louis (52,417)(OT)..... | 31 |
| 10/6 | W | 36 | @ Detroit (79,784)..... | 10 |
| 10/12 | W | 13 | @ N.Y. Giants (56,511)..... | 7 |
| 10/19 | L | 17 | Green Bay (64,934)..... | 19 |
| 10/26 | W | 20 | @ Philadelphia (64,889)..... | 17 |
| 11/2 | L | 24 | @ Washington (55,004)(OT)..... | 30 |
| 11/10 | L | 31 | Kansas City (63,539)..... | 34 |
| 11/16 | W | 34 | @ New England (60,905)..... | 31 |
| 11/23 | W | 27 | Philadelphia (57,893)..... | 17 |
| 11/30 | W | 14 | N.Y. Giants (53,329)..... | 3 |
| 12/7 | L | 17 | @ St. Louis (49,701)..... | 31 |
| 12/13 | W | 31 | Washington (61,091)..... | 10 |
| 12/21 | W | 31 | @ N.Y. Jets (37,279)..... | 21 |
| | | 350 | | 268 |

**1975 DIVISIONAL PLAYOFF
(Minnesota)**

12/28 W 17 Minnesota (48,341).....14

**1975 NFC CHAMPIONSHIP GAME
(Los Angeles)**

1/4/76 W 37 Los Angeles (84,483).....7

**SUPER BOWL X
(Miami)**

1/18/76 L 17 Pittsburgh (80,187).....21

1976 (11-3)

**Tom Landry, Head Coach
First place, NFC East**

| | | | | |
|-------|---|-----|------------------------------|-----|
| 9/12 | W | 27 | Philadelphia (54,052)..... | 7 |
| 9/19 | W | 24 | @ New Orleans (61,413)..... | 6 |
| 9/26 | W | 30 | Baltimore (64,237)..... | 27 |
| 10/3 | W | 28 | @ Seattle (62,027)..... | 13 |
| 10/10 | W | 24 | @ N.Y. Giants (76,042)..... | 14 |
| 10/17 | L | 17 | @ St. Louis (50,317)..... | 21 |
| 10/24 | W | 31 | Chicago (61,346)..... | 21 |
| 10/31 | W | 20 | @ Washington (55,004)..... | 7 |
| 11/7 | W | 9 | N.Y. Giants (58,870)..... | 3 |
| 11/15 | W | 17 | Buffalo (51,779)..... | 10 |
| 11/21 | L | 10 | @ Atlanta (54,992)..... | 17 |
| 11/25 | W | 19 | St. Louis (62,498)..... | 14 |
| 12/5 | W | 26 | @ Philadelphia (55,072)..... | 7 |
| 12/12 | L | 14 | Washington (59,916)..... | 27 |
| | | 296 | | 194 |

**1976 DIVISIONAL PLAYOFF
(Dallas)**

12/19 L 12 Los Angeles (62,436).....14

1977 (12-2)

**Tom Landry, Head Coach
First place, NFC East**

| | | | | |
|------|---|----|-------------------------------|----|
| 9/18 | W | 16 | @ Minnesota (47,678)(OT)..... | 10 |
| 9/25 | W | 41 | N.Y. Giants (64,215)..... | 21 |
| 10/2 | W | 23 | Tampa Bay (55,316)..... | 7 |
| 10/9 | W | 30 | @ St. Louis (50,129)..... | 24 |

| | | | | |
|-------|---|-----|-------------------------------|-----|
| 10/16 | W | 34 | Washington (62,115)..... | 16 |
| 10/23 | W | 16 | @ Philadelphia (65,507)..... | 10 |
| 10/30 | W | 37 | Detroit (63,160)..... | 0 |
| 11/6 | W | 24 | @ N.Y. Giants (74,532)..... | 10 |
| 11/14 | L | 17 | St. Louis (64,038)..... | 24 |
| 11/20 | L | 13 | @ Pittsburgh (49,761)..... | 28 |
| 11/27 | W | 14 | @ Washington (55,031)..... | 7 |
| 12/4 | W | 24 | Philadelphia (60,289)..... | 14 |
| 12/12 | W | 42 | @ San Francisco (55,848)..... | 35 |
| 12/18 | W | 14 | Denver (63,752)..... | 6 |
| | | 345 | | 212 |

**1977 DIVISIONAL PLAYOFF
(Dallas)**

12/26 W 37 Chicago (62,920).....7

**1977 NFC CHAMPIONSHIP GAME
(Dallas)**

1/1/78 W 23 Minnesota (61,968).....6

**SUPER BOWL XII
(New Orleans)**

1/15/78 W 27 Denver (76,400).....10

1978 (12-4)

**Tom Landry, Head Coach
First place, NFC East**

| | | | | |
|-------|---|-----|-------------------------------|-----|
| 9/4 | W | 38 | Baltimore (64,224)..... | 0 |
| 9/10 | W | 34 | @ N.Y. Giants (73,265)..... | 24 |
| 9/17 | L | 14 | @ Los Angeles (65,749)..... | 27 |
| 9/24 | W | 21 | St. Louis (62,760)..... | 12 |
| 10/2 | L | 5 | @ Washington (55,031)..... | 9 |
| 10/8 | W | 24 | N.Y. Giants (63,420)..... | 3 |
| 10/15 | W | 24 | @ St. Louis (48,991)(OT)..... | 21 |
| 10/22 | W | 14 | Philadelphia (60,525)..... | 7 |
| 10/26 | L | 10 | Minnesota (61,848)..... | 21 |
| 11/5 | L | 16 | @ Miami (69,414)..... | 23 |
| 11/12 | W | 42 | @ Green Bay (55,256)..... | 14 |
| 11/19 | W | 27 | New Orleans (57,920)..... | 7 |
| 11/23 | W | 37 | Washington (64,905)..... | 10 |
| 12/3 | W | 17 | New England (63,263)..... | 10 |
| 12/10 | W | 31 | @ Philadelphia (64,667)..... | 13 |
| 12/17 | W | 30 | @ N.Y. Jets (52,532)..... | 7 |
| | | 384 | | 208 |

**1978 DIVISIONAL PLAYOFF
(Dallas)**

12/30 W 27 Atlanta (60,338).....20

**1978 NFC CHAMPIONSHIP GAME
(Los Angeles)**

1/7/79 W 28 Los Angeles (67,470).....0

**SUPER BOWL XIII
(Miami)**

1/21/79 L 31 Pittsburgh (78,656).....35

1979 (11-5)

**Tom Landry, Head Coach
First place, NFC East**

| | | | | |
|-------|---|-----|-------------------------------|-----|
| 9/2 | W | 22 | @ St. Louis (50,855)..... | 21 |
| 9/9 | W | 21 | @ San Francisco (56,728)..... | 13 |
| 9/16 | W | 24 | Chicago (64,056)..... | 20 |
| 9/24 | L | 7 | @ Cleveland (80,123)..... | 26 |
| 9/30 | W | 38 | Cincinnati (63,179)..... | 13 |
| 10/7 | W | 36 | @ Minnesota (47,572)..... | 20 |
| 10/14 | W | 30 | Los Angeles (64,462)..... | 6 |
| 10/21 | W | 22 | St. Louis (64,300)..... | 13 |
| 10/28 | L | 3 | @ Pittsburgh (50,199)..... | 14 |
| 11/4 | W | 16 | @ N.Y. Giants (76,490)..... | 14 |
| 11/12 | L | 21 | Philadelphia (62,417)..... | 31 |
| 11/18 | L | 20 | @ Washington (55,031)..... | 34 |
| 11/22 | L | 24 | Houston (63,897)..... | 30 |
| 12/2 | W | 28 | N.Y. Giants (63,787)..... | 7 |
| 12/8 | W | 24 | @ Philadelphia (71,434)..... | 17 |
| 12/16 | W | 35 | Washington (62,867)..... | 34 |
| | | 371 | | 313 |

**1979 DIVISIONAL PLAYOFF
(Dallas)**

12/30 L 19 Los Angeles (64,792).....21

1980 (12-4)

**Tom Landry, Head Coach
Second place, NFC East**

| | | | | |
|------|---|----|----------------------------|----|
| 9/8 | W | 17 | @ Washington (55,045)..... | 3 |
| 9/14 | L | 20 | @ Denver (74,919)..... | 41 |
| 9/21 | W | 28 | Tampa Bay (62,750)..... | 17 |
| 9/28 | W | 28 | @ Green Bay (54,776)..... | 7 |



1980, Cont.

| | | | | |
|-------|---|-----|-------------------------|-----|
| 10/5 | W | 24 | N.Y. Giants (59,126) | 3 |
| 10/12 | W | 59 | San Francisco (63,399) | 14 |
| 10/19 | L | 10 | @ Philadelphia (70,696) | 17 |
| 10/26 | W | 42 | San Diego (60,639) | 31 |
| 11/2 | W | 27 | @ St. Louis (50,701) | 24 |
| 11/9 | L | 35 | @ N.Y. Giants (68,343) | 38 |
| 11/16 | W | 31 | St. Louis (52,567) | 21 |
| 11/23 | W | 14 | Washington (58,809) | 10 |
| 11/27 | W | 51 | Seattle (57,540) | 7 |
| 12/7 | W | 19 | @ Oakland (53,194) | 13 |
| 12/15 | L | 14 | @ Los Angeles (65,154) | 38 |
| 12/21 | W | 35 | Philadelphia (62,548) | 27 |
| | | 454 | | 311 |

1980 NFC WILD CARD GAME (Dallas)

| | | | | |
|-------|---|----|----------------------|----|
| 12/28 | W | 34 | Los Angeles (64,533) | 13 |
|-------|---|----|----------------------|----|

1980 DIVISIONAL PLAYOFF (Atlanta)

| | | | | |
|--------|---|----|------------------|----|
| 1/4/81 | W | 30 | Atlanta (60,022) | 27 |
|--------|---|----|------------------|----|

1980 NFC CHAMPIONSHIP GAME (Philadelphia)

| | | | | |
|---------|---|---|-----------------------|----|
| 1/11/81 | L | 7 | Philadelphia (70,696) | 20 |
|---------|---|---|-----------------------|----|

1981 (12-4)

Tom Landry, Head Coach First place, NFC East

| | | | | |
|-------|---|-----|----------------------------|-----|
| 9/6 | W | 26 | @ Washington (55,045) | 10 |
| 9/13 | W | 30 | St. Louis (63,602) | 17 |
| 9/21 | W | 35 | @ New England (60,311) | 21 |
| 9/27 | W | 18 | N.Y. Giants (63,449) | 10 |
| 10/4 | L | 17 | @ St. Louis (49,777) | 20 |
| 10/11 | L | 14 | @ San Francisco (57,574) | 45 |
| 10/18 | W | 29 | Los Angeles (64,649) | 17 |
| 10/25 | W | 28 | Miami (64,221) | 27 |
| 11/1 | W | 17 | @ Philadelphia (72,111) | 14 |
| 11/9 | W | 27 | Buffalo (62,583) | 14 |
| 11/15 | L | 24 | @ Detroit (79,694) | 27 |
| 11/22 | W | 24 | Washington (64,583) | 10 |
| 11/26 | W | 10 | Chicago (63,499) | 9 |
| 12/6 | W | 37 | @ Baltimore (54,871) | 13 |
| 12/13 | W | 21 | Philadelphia (64,955) | 10 |
| 12/19 | L | 10 | @ N.Y. Giants (73,009)(OT) | 13 |
| | | 367 | | 277 |

1981 DIVISIONAL PLAYOFF (Dallas)

| | | | | |
|--------|---|----|--------------------|---|
| 1/2/82 | W | 38 | Tampa Bay (64,848) | 0 |
|--------|---|----|--------------------|---|

1981 NFC CHAMPIONSHIP GAME (San Francisco)

| | | | | |
|---------|---|----|------------------------|----|
| 1/10/82 | L | 27 | San Francisco (60,525) | 28 |
|---------|---|----|------------------------|----|

1982 (6-3)

Tom Landry, Head Coach Second place, NFC

| | | | | |
|--------|---|-----|--------------------------|-----|
| 9/13 | L | 28 | Pittsburgh (63,431) | 36 |
| 9/19 | W | 24 | @ St. Louis (50,705) | 7 |
| 9/26 | | | @ Minnesota-canceled | |
| 10/3 | | | N.Y. Giants-canceled | |
| 10/10 | | | Washington-canceled | |
| 10/17 | | | @ Philadelphia-canceled | |
| 10/24 | | | @ Cincinnati-canceled | |
| 10/31 | | | @ N.Y. Giants-canceled | |
| 11/7 | | | St. Louis-canceled | |
| 11/14 | | | @ San Francisco-canceled | |
| 11/21 | W | 14 | Tampa Bay (49,578) | 9 |
| 11/25 | W | 31 | Cleveland (46,267) | 14 |
| 12/5 | W | 24 | @ Washington (54,633) | 10 |
| 12/13 | W | 37 | @ Houston (51,808) | 7 |
| 12/19 | W | 21 | New Orleans (64,506) | 7 |
| 12/26 | L | 20 | Philadelphia (46,199) | 24 |
| 1/3/83 | L | 27 | @ Minnesota (60,007) | 31 |
| | | 226 | | 145 |

1982 SUPER BOWL TOURNAMENT (Dallas)

| | | | | |
|--------|---|----|--------------------|----|
| 1/9/83 | W | 30 | Tampa Bay (65,042) | 17 |
|--------|---|----|--------------------|----|

1982 SUPER BOWL TOURNAMENT (Dallas)

| | | | | |
|---------|---|----|--------------------|----|
| 1/16/83 | W | 37 | Green Bay (63,972) | 26 |
|---------|---|----|--------------------|----|

1982 NFC CHAMPIONSHIP GAME (Washington)

| | | | | |
|---------|---|----|---------------------|----|
| 1/22/83 | L | 17 | Washington (55,045) | 31 |
|---------|---|----|---------------------|----|

1983 (12-4)

Tom Landry, Head Coach Second place, NFC East

| | | | | |
|-------|---|-----|--------------------------|-----|
| 9/5 | W | 31 | @ Washington (55,045) | 30 |
| 9/11 | W | 34 | @ St. Louis (48,532) | 17 |
| 9/18 | W | 28 | N.Y. Giants (62,347) | 13 |
| 9/25 | W | 21 | New Orleans (62,136) | 20 |
| 10/2 | W | 37 | @ Minnesota (60,774) | 24 |
| 10/9 | W | 27 | T. Bay (63,308)(OT) | 24 |
| 10/16 | W | 37 | Philadelphia (63,070) | 7 |
| 10/23 | L | 38 | L.A. Raiders (64,991) | 40 |
| 10/30 | W | 38 | @ N.Y. Giants (76,142) | 20 |
| 11/6 | W | 27 | @ Philadelphia (71,236) | 20 |
| 11/13 | L | 23 | @ San Diego (46,192) | 24 |
| 11/20 | W | 41 | Kansas City (64,103) | 21 |
| 11/24 | W | 35 | St. Louis (60,764) | 17 |
| 12/4 | W | 35 | @ Seattle (63,352) | 10 |
| 12/11 | L | 10 | Washington (65,074) | 31 |
| 12/19 | L | 17 | @ San Francisco (59,957) | 42 |
| | | 479 | | 360 |

1983 NFC WILD CARD GAME (Dallas)

| | | | | |
|-------|---|----|--------------------|----|
| 12/26 | L | 17 | L.A. Rams (43,521) | 24 |
|-------|---|----|--------------------|----|

1984 (9-7)

Tom Landry, Head Coach Fourth place, NFC East

| | | | | |
|-------|---|-----|-------------------------|-----|
| 9/3 | W | 20 | @ L.A. Rams (65,403) | 13 |
| 9/9 | L | 7 | @ N.Y. Giants (75,921) | 28 |
| 9/16 | W | 23 | Philadelphia (64,521) | 17 |
| 9/23 | W | 20 | Green Bay (64,222) | 6 |
| 9/30 | W | 23 | @ Chicago (63,623) | 14 |
| 10/7 | L | 20 | St. Louis (61,438) | 31 |
| 10/14 | L | 14 | @ Washington (55,431) | 34 |
| 10/21 | W | 30 | N. Orleans (50,966)(OT) | 27 |
| 10/28 | W | 22 | Indianapolis (58,724) | 3 |
| 11/4 | L | 7 | N.Y. Giants (60,235) | 19 |
| 11/11 | W | 24 | @ St. Louis (48,721) | 17 |
| 11/18 | L | 3 | @ Buffalo (74,391) | 14 |
| 11/22 | W | 20 | New England (55,341) | 17 |
| 12/2 | W | 26 | @ Philadelphia (66,322) | 10 |
| 12/9 | L | 28 | Washington (64,886) | 30 |
| 12/17 | L | 21 | @ Miami (74,139) | 28 |
| | | 308 | | 308 |

1985 (10-6)

Tom Landry, Head Coach First place, NFC East

| | | | | |
|-------|---|-----|--------------------------|-----|
| 9/9 | W | 44 | Washington (62,292) | 14 |
| 9/15 | L | 21 | @ Detroit (72,985) | 26 |
| 9/22 | W | 20 | Cleveland (61,456) | 7 |
| 9/29 | W | 17 | @ Houston (49,686) | 10 |
| 10/6 | W | 30 | @ N.Y. Giants (74,381) | 29 |
| 10/13 | W | 27 | Pittsburgh (62,932) | 13 |
| 10/20 | L | 14 | @ Philadelphia (70,114) | 16 |
| 10/27 | W | 24 | Atlanta (57,941) | 10 |
| 11/4 | L | 10 | @ St. Louis (49,347) | 21 |
| 11/10 | W | 13 | @ Washington (55,750) | 7 |
| 11/17 | L | 0 | Chicago (63,855) | 44 |
| 11/24 | W | 34 | Philadelphia (54,047) | 17 |
| 11/28 | W | 35 | St. Louis (54,125) | 17 |
| 12/8 | L | 24 | @ Cincinnati (56,936) | 50 |
| 12/15 | W | 28 | N.Y. Giants (62,310) | 21 |
| 12/22 | L | 16 | @ San Francisco (60,114) | 31 |
| | | 357 | | 333 |

1985 DIVISIONAL PLAYOFF (Los Angeles)

| | | | | |
|--------|---|---|--------------------|----|
| 1/4/86 | L | 0 | L.A. Rams (66,351) | 20 |
|--------|---|---|--------------------|----|

1986 (7-9)

Tom Landry, Head Coach Third place, NFC East

| | | | | |
|-------|---|----|-------------------------|----|
| 9/8 | W | 31 | N.Y. Giants (59,804) | 28 |
| 9/14 | W | 31 | @ Detroit (73,812) | 7 |
| 9/21 | L | 35 | Atlanta (62,880) | 37 |
| 9/29 | W | 31 | @ St. Louis (49,077) | 7 |
| 10/5 | L | 14 | @ Denver (76,082) | 29 |
| 10/12 | W | 30 | Washington (63,264) | 6 |
| 10/19 | W | 17 | @ Philadelphia (68,572) | 14 |
| 10/26 | W | 37 | St. Louis (60,756) | 6 |
| 11/2 | L | 14 | @ N.Y. Giants (74,871) | 17 |
| 11/9 | L | 13 | L.A. Raiders (61,706) | 17 |
| 11/16 | W | 24 | @ San Diego (55,622) | 21 |

THE HISTORY



1986 (cont.)

| | | | | |
|-------|---|-----|-----------------------|-----|
| 11/23 | L | 14 | @ Washington (55,642) | 41 |
| 11/27 | L | 14 | Seattle (58,023) | 31 |
| 12/7 | L | 10 | @ L.A. Rams (64,949) | 29 |
| 12/14 | L | 21 | Philadelphia (46,117) | 23 |
| 12/21 | L | 10 | Chicago (57,256) | 24 |
| | | 346 | | 337 |

1987 (7-8)

Tom Landry, Head Coach Second place, NFC East

| | | | | |
|-------|---|-----|---------------------------|-----|
| 9/13 | L | 13 | @ St. Louis (47,241) | 24 |
| 9/20 | W | 16 | @ N.Y. Giants (73,426) | 14 |
| 9/27 | | | Buffalo-canceled | |
| 10/4 | W | 38 | @ N.Y. Jets (12,370) | 24 |
| 10/11 | W | 41 | Philadelphia (40,622) | 22 |
| 10/19 | L | 7 | Washington (60,415) | 13 |
| 10/25 | L | 20 | @ Philadelphia (61,630) | 37 |
| 11/2 | W | 33 | N.Y. Giants (55,730) | 24 |
| 11/8 | L | 17 | @ Detroit (45,325) | 27 |
| 11/15 | W | 23 | @ N. England (60,567)(OT) | 17 |
| 11/22 | L | 14 | Miami (56,519) | 20 |
| 11/26 | L | 38 | Minnesota (54,229)(OT) | 44 |
| 12/6 | L | 10 | Atlanta (40,103) | 21 |
| 12/13 | L | 20 | @ Washington (54,882) | 24 |
| 12/21 | W | 29 | @ L.A. Rams (60,700) | 21 |
| 12/27 | W | 21 | St. Louis (36,788) | 16 |
| | | 340 | | 348 |

1988 (3-13)

Tom Landry, Head Coach Fifth place, NFC East

| | | | | |
|-------|---|-----|-------------------------|-----|
| 9/4 | L | 21 | @ Pittsburgh (56,813) | 24 |
| 9/12 | W | 17 | @ Phoenix (67,139) | 14 |
| 9/18 | L | 10 | N.Y. Giants (55,325) | 12 |
| 9/25 | W | 26 | Atlanta (39,702) | 20 |
| 10/3 | L | 17 | @ New Orleans (68,474) | 20 |
| 10/9 | L | 17 | Washington (63,235) | 35 |
| 10/16 | L | 7 | @ Chicago (64,759) | 17 |
| 10/23 | L | 23 | @ Philadelphia (66,309) | 24 |
| 10/30 | L | 10 | Phoenix (42,196) | 16 |
| 11/6 | L | 21 | @ N.Y. Giants (75,826) | 29 |
| 11/13 | L | 3 | Minnesota (57,830) | 43 |
| 11/20 | L | 24 | Cincinnati (37,865) | 38 |
| 11/24 | L | 17 | Houston (50,845) | 25 |
| 12/4 | L | 21 | @ Cleveland (77,683) | 24 |
| 12/11 | W | 4 | @ Washington (51,526) | 17 |
| 12/18 | L | 7 | Philadelphia (46,131) | 23 |
| | | 265 | | 381 |

1989 (1-15)

Jimmy Johnson, Head Coach Fifth place, NFC East

| | | | | |
|-------|---|-----|-------------------------|-----|
| 9/10 | L | 0 | @ New Orleans (66,977) | 28 |
| 9/17 | L | 21 | @ Atlanta (55,285) | 27 |
| 9/24 | L | 7 | Washington (63,200) | 30 |
| 10/1 | L | 13 | N.Y. Giants (51,785) | 30 |
| 10/8 | L | 13 | @ Green Bay (56,656) | 31 |
| 10/15 | L | 14 | San Francisco (61,077) | 31 |
| 10/22 | L | 28 | @ Kansas City (76,841) | 36 |
| 10/29 | L | 10 | Phoenix (44,431) | 19 |
| 11/5 | W | 13 | @ Washington (53,187) | 3 |
| 11/12 | L | 20 | @ Phoenix (49,657) | 24 |
| 11/19 | L | 14 | Miami (56,044) | 17 |
| 11/23 | L | 0 | Philadelphia (54,444) | 27 |
| 12/3 | L | 31 | L.A. Rams (46,100) | 35 |
| 12/10 | L | 10 | @ Philadelphia (59,842) | 20 |
| 12/16 | L | 0 | @ N.Y. Giants (72,141) | 15 |
| 12/24 | L | 10 | Green Bay (41,265) | 20 |
| | | 204 | | 393 |

1990 (7-9)

Jimmy Johnson, Head Coach Fourth place, NFC East

| | | | | |
|-------|---|----|------------------------|----|
| 9/9 | W | 17 | San Diego (48,063) | 14 |
| 9/16 | L | 7 | N.Y. Giants (61,090) | 28 |
| 9/23 | L | 15 | @ Washington (53,804) | 19 |
| 9/30 | L | 17 | @ N.Y. Giants (75,923) | 31 |
| 10/7 | W | 14 | Tampa Bay (60,076) | 10 |
| 10/14 | L | 3 | @ Phoenix (45,235) | 10 |
| 10/21 | W | 17 | @ Tampa Bay (68,315) | 13 |
| 10/28 | L | 20 | Philadelphia (62,605) | 21 |
| 11/4 | L | 9 | @ N.Y. Jets (68,086) | 24 |
| 11/11 | L | 6 | San Francisco (62,966) | 24 |

| | | | | |
|-------|---|-----|-------------------------|-----|
| 11/18 | W | 24 | @ L.A. Rams (58,589) | 21 |
| 11/22 | W | 27 | Washington (60,355) | 17 |
| 12/2 | W | 17 | New Orleans (60,087) | 13 |
| | | | — Bye — | |
| 12/16 | W | 41 | Phoenix (60,190) | 10 |
| 12/23 | L | 3 | @ Philadelphia (63,895) | 17 |
| 12/30 | L | 7 | @ Atlanta (50,097) | 26 |
| | | 244 | | 308 |

1991 (11-5)

Jimmy Johnson, Head Coach Second place, NFC East

| | | | | |
|-------|---|-----|-------------------------|-----|
| 9/1 | W | 26 | @ Cleveland (78,860) | 14 |
| 9/9 | L | 31 | Washington (63,025) | 33 |
| 9/15 | L | 0 | Philadelphia (62,656) | 24 |
| 9/22 | W | 17 | @ Phoenix (68,814) | 9 |
| 9/29 | W | 21 | N.Y. Giants (64,010) | 16 |
| 10/6 | W | 20 | @ Green Bay (53,695) | 17 |
| 10/13 | W | 35 | Cincinnati (63,275) | 23 |
| | | | — Bye — | |
| 10/27 | L | 10 | @ Detroit (74,906) | 34 |
| 11/3 | W | 27 | Phoenix (61,190) | 7 |
| 11/10 | L | 23 | @ Houston (63,001)(OT) | 26 |
| 11/17 | L | 9 | @ N.Y. Giants (76,410) | 22 |
| 11/24 | W | 24 | @ Washington (55,561) | 21 |
| 11/28 | W | 20 | Pittsburgh (62,253) | 10 |
| 12/8 | W | 23 | New Orleans (64,530) | 14 |
| 12/15 | W | 25 | @ Philadelphia (65,854) | 13 |
| 12/22 | W | 31 | Atlanta (60,962) | 27 |
| | | 342 | | 310 |

1991 FIRST ROUND PLAYOFFS (Chicago)

| | | | | |
|-------|---|----|------------------|----|
| 12/29 | W | 17 | Chicago (62,594) | 13 |
|-------|---|----|------------------|----|

1991 DIVISIONAL PLAYOFFS (Detroit)

| | | | | |
|--------|---|---|------------------|----|
| 1/5/92 | L | 6 | Detroit (78,290) | 38 |
|--------|---|---|------------------|----|

1992 (13-3)

Jimmy Johnson, Head Coach First place, NFC East

| | | | | |
|-------|---|-----|-------------------------|-----|
| 9/7 | W | 23 | Washington (63,538) | 10 |
| 9/13 | W | 34 | @ N.Y. Giants (76,430) | 28 |
| 9/20 | W | 31 | Phoenix (62,575) | 20 |
| | | | — Bye — | |
| 10/5 | L | 7 | @ Philadelphia (66,572) | 31 |
| 10/11 | W | 27 | Seattle (62,311) | 0 |
| 10/18 | W | 17 | Kansas City (64,115) | 10 |
| 10/25 | W | 28 | @ L.A. Raiders (91,505) | 13 |
| 11/1 | W | 20 | Philadelphia (65,012) | 10 |
| 11/8 | W | 37 | @ Detroit (74,816) | 3 |
| 11/15 | L | 23 | L.A. Rams (63,690) | 27 |
| 11/22 | W | 16 | @ Phoenix (72,439) | 10 |
| 11/26 | W | 30 | N.Y. Giants (62,416) | 3 |
| 12/6 | W | 31 | @ Denver (74,946) | 27 |
| 12/13 | L | 17 | @ Washington (56,437) | 20 |
| 12/21 | W | 41 | @ Atlanta (67,036) | 17 |
| 12/27 | W | 27 | Chicago (63,101) | 14 |
| | | 409 | | 243 |

1992 DIVISIONAL PLAYOFFS (Dallas)

| | | | | |
|---------|---|----|-----------------------|----|
| 1/10/93 | W | 34 | Philadelphia (63,721) | 10 |
|---------|---|----|-----------------------|----|

1992 NFC CHAMPIONSHIP GAME (San Francisco)

| | | | | |
|---------|---|----|------------------------|----|
| 1/17/93 | W | 30 | San Francisco (64,920) | 20 |
|---------|---|----|------------------------|----|

SUPER BOWL XXVII (Pasadena)

| | | | | |
|---------|---|----|------------------|----|
| 1/31/93 | W | 52 | Buffalo (98,374) | 17 |
|---------|---|----|------------------|----|

1993 (12-4)

Jimmy Johnson, Head Coach First place, NFC East

| | | | | |
|-------|---|----|-------------------------|----|
| 9/6 | L | 16 | @ Washington (56,345) | 35 |
| 9/12 | L | 10 | Buffalo (63,226) | 13 |
| 9/19 | W | 17 | @ Phoenix (73,025) | 10 |
| | | | — Bye — | |
| 10/3 | W | 36 | Green Bay (63,568) | 14 |
| 10/10 | W | 27 | @ Indianapolis (60,453) | 3 |
| 10/17 | W | 26 | San Francisco (65,099) | 17 |
| | | | — Bye — | |
| 10/31 | W | 23 | @ Philadelphia (61,912) | 10 |
| 11/7 | W | 31 | N.Y. Giants (64,735) | 9 |



| | | | | |
|--------|---|-----|---------------------------------|-----|
| 11/14 | W | 20 | Phoenix (64,224)..... | 15 |
| 11/21 | L | 14 | @ Atlanta (67,337)..... | 27 |
| 11/25 | L | 14 | Miami (60,198)..... | 16 |
| 12/6 | W | 23 | Philadelphia (64,521)..... | 17 |
| 12/12 | W | 37 | @ Minnesota (63,321)..... | 20 |
| 12/18 | W | 28 | @ N.Y. Jets (73,233)..... | 7 |
| 12/26 | W | 38 | Washington (64,497)..... | 3 |
| 1/2/94 | W | 16 | @ N.Y. Giants (77,356)(OT)..... | 13 |
| | | 376 | | 229 |

1993 DIVISIONAL PLAYOFFS (Dallas)

| | | | | |
|---------|---|----|-------------------------|----|
| 1/16/94 | W | 27 | Green Bay (64,790)..... | 17 |
|---------|---|----|-------------------------|----|

1993 NFC CHAMPIONSHIP GAME (Dallas)

| | | | | |
|---------|---|----|-----------------------------|----|
| 1/23/94 | W | 38 | San Francisco (64,902)..... | 21 |
|---------|---|----|-----------------------------|----|

SUPER BOWL XXVIII (Atlanta)

| | | | | |
|---------|---|----|-----------------------|----|
| 1/30/94 | W | 30 | Buffalo (72,817)..... | 13 |
|---------|---|----|-----------------------|----|

1994 (12-4)

Barry Switzer, Head Coach First Place, NFC East

| | | | | |
|-------|---|-----|-------------------------------|-----|
| 9/4 | W | 26 | @ Pittsburgh (60,156)..... | 9 |
| 9/11 | W | 20 | Houston (64,402)..... | 17 |
| 9/19 | L | 17 | Detroit (64,102)(OT)..... | 20 |
| 9/25 | | | — Bye — | |
| 10/2 | W | 34 | @ Washington (55,394)..... | 7 |
| 10/9 | W | 38 | Arizona (64,518)..... | 3 |
| 10/16 | W | 24 | Philadelphia (64,703)..... | 13 |
| 10/23 | W | 28 | @ Arizona (71,023)..... | 21 |
| 10/30 | W | 23 | @ Cincinnati (57,096)..... | 20 |
| 11/7 | W | 38 | N.Y. Giants (64,836)..... | 10 |
| 11/13 | L | 14 | @ San Francisco (69,014)..... | 21 |
| 11/20 | W | 31 | Washington (64,644)..... | 7 |
| 11/24 | W | 42 | Green Bay (64,597)..... | 31 |
| 12/4 | W | 31 | @ Philadelphia (65,947)..... | 19 |
| 12/10 | L | 14 | Cleveland (64,826)..... | 19 |
| 12/19 | W | 24 | @ New Orleans (67,323)..... | 16 |
| 12/24 | L | 10 | @ N.Y. Giants (66,943)..... | 15 |
| | | 414 | | 248 |

1994 DIVISIONAL PLAYOFFS (Dallas)

| | | | | |
|--------|---|----|-------------------------|---|
| 1/8/95 | W | 35 | Green Bay (64,745)..... | 9 |
|--------|---|----|-------------------------|---|

1994 NFC CHAMPIONSHIP GAME (San Francisco)

| | | | | |
|---------|---|----|-----------------------------|----|
| 1/15/95 | L | 28 | San Francisco (69,125)..... | 38 |
|---------|---|----|-----------------------------|----|

1995 (12-4)

Barry Switzer, Head Coach First Place, NFC East

| | | | | |
|-------|---|-----|--------------------------------|-----|
| 9/4 | W | 35 | @ N.Y. Giants (77,454)..... | 0 |
| 9/10 | W | 31 | Denver (64,578)..... | 21 |
| 9/17 | W | 23 | @ Minnesota (60,088) (OT)..... | 17 |
| 9/24 | W | 34 | Arizona (64,560)..... | 20 |
| 10/1 | L | 23 | @ Washington (55,489)..... | 27 |
| 10/8 | W | 34 | Green Bay (64,806)..... | 24 |
| 10/15 | W | 23 | @ San Diego (62,664)..... | 9 |
| 10/22 | | | — Bye — | |
| 10/29 | W | 28 | @ Atlanta (70,089)..... | 13 |
| 11/6 | W | 34 | Philadelphia (64,876)..... | 12 |
| 11/12 | L | 20 | San Francisco (65,180)..... | 38 |
| 11/19 | W | 34 | @ Oakland (54,092)..... | 21 |
| 11/23 | W | 24 | Kansas City (64,901)..... | 12 |
| 12/3 | L | 17 | Washington (64,866)..... | 24 |
| 12/10 | L | 17 | @ Philadelphia (66,198)..... | 20 |
| 12/17 | W | 21 | N.Y. Giants (64,400)..... | 20 |
| 12/25 | W | 37 | @ Arizona (72,394)..... | 13 |
| | | 435 | | 291 |

1995 DIVISIONAL PLAYOFFS (Dallas)

| | | | | |
|--------|---|----|----------------------------|----|
| 1/7/96 | W | 30 | Philadelphia (64,371)..... | 11 |
|--------|---|----|----------------------------|----|

1995 NFC CHAMPIONSHIP GAME (Dallas)

| | | | | |
|---------|---|----|-------------------------|----|
| 1/14/96 | W | 38 | Green Bay (65,135)..... | 27 |
|---------|---|----|-------------------------|----|

SUPER BOWL XXX (Phoenix)

| | | | | |
|---------|---|----|--------------------------|----|
| 1/28/96 | W | 27 | Pittsburgh (76,347)..... | 17 |
|---------|---|----|--------------------------|----|

1996 (10-6)

Barry Switzer, Head Coach First Place, NFC East

| | | | | |
|-------|---|-----|--------------------------------|-----|
| 9/2 | L | 6 | @ Chicago (63,076)..... | 22 |
| 9/8 | W | 27 | N.Y. Giants (63,069)..... | 0 |
| 9/15 | L | 24 | Indianapolis (63,021)..... | 25 |
| 9/22 | L | 7 | @ Buffalo (78,098)..... | 10 |
| 9/30 | W | 23 | @ Philadelphia (67,201)..... | 19 |
| 10/6 | | | — Bye — | |
| 10/13 | W | 17 | Arizona (64,096)..... | 3 |
| 10/20 | W | 32 | Atlanta (64,091)..... | 28 |
| 10/27 | W | 29 | @ Miami (75,283)..... | 10 |
| 11/3 | L | 21 | Philadelphia (64,952)..... | 31 |
| 11/10 | W | 20 | @ San Fran. (68,919) (OT)..... | 17 |
| 11/18 | W | 21 | Green Bay (65,032)..... | 6 |
| 11/24 | L | 6 | @ N.Y. Giants (77,081)..... | 20 |
| 11/28 | W | 21 | Washington (64,955)..... | 10 |
| 12/8 | W | 10 | @ Arizona (70,763)..... | 6 |
| 12/15 | W | 12 | New England (64,578)..... | 6 |
| 12/22 | L | 10 | @ Washington (56,454)..... | 37 |
| | | 286 | | 250 |

1996 NFC WILD CARD GAME (Dallas)

| | | | | |
|-------|---|----|-------------------------|----|
| 12/28 | W | 40 | Minnesota (64,682)..... | 15 |
|-------|---|----|-------------------------|----|

1996 DIVISIONAL PLAYOFFS (Charlotte)

| | | | | |
|--------|---|----|------------------------|----|
| 1/5/97 | L | 17 | Carolina (72,808)..... | 26 |
|--------|---|----|------------------------|----|

1997 (6-10)

Barry Switzer, Head Coach Fourth Place, NFC East

| | | | | |
|-------|---|-----|-------------------------------|-----|
| 8/31 | W | 37 | @ Pittsburgh (60,396)..... | 7 |
| 9/7 | L | 22 | @ Arizona (71,578)(OT)..... | 25 |
| 9/15 | W | 21 | Philadelphia (63,942)..... | 20 |
| 9/21 | | | — Bye — | |
| 9/28 | W | 27 | Chicago (64,082)..... | 3 |
| 10/5 | L | 17 | @ N.Y. Giants (77,137)..... | 20 |
| 10/13 | L | 16 | @ Washington (76,159)..... | 21 |
| 10/19 | W | 26 | Jacksonville (64,464)..... | 22 |
| 10/26 | L | 12 | @ Philadelphia (67,106)..... | 13 |
| 11/2 | L | 10 | @ San Francisco (68,657)..... | 17 |
| 11/9 | W | 24 | Arizona (64,302)..... | 6 |
| 11/16 | W | 17 | Washington (64,559)..... | 14 |
| 11/23 | L | 17 | @ Green Bay (60,111)..... | 45 |
| 11/27 | L | 14 | Tennessee (63,421)..... | 27 |
| 12/8 | L | 13 | Carolina (63,251)..... | 23 |
| 12/14 | L | 24 | @ Cincinnati (60,043)..... | 31 |
| 12/21 | L | 7 | N.Y. Giants (63,746)..... | 20 |
| | | 304 | | 314 |

Preseason Results

1960 (1-5)

| | | | | |
|------|---|----|--------------------------------------|----|
| 8/6 | L | 10 | San Francisco @Seattle (22,000)..... | 16 |
| 8/13 | L | 13 | St. Louis @San Antonio (14,000)..... | 20 |
| 8/19 | L | 10 | Baltimore (40,000)..... | 4 |
| 8/27 | W | 14 | New York @Louisville (10,663)..... | 3 |
| 9/4 | L | 14 | Los Angeles @Pendleton (13,500)..... | 49 |
| 9/11 | L | 23 | Green Bay @Minneapolis (20,121)..... | 28 |

1961 (2-3)

| | | | | |
|------|---|----|-------------------------------------|----|
| 8/5 | W | 38 | Minnesota @Sioux Falls (4,954)..... | 13 |
| 8/11 | L | 7 | Green Bay (30,000)..... | 30 |
| 8/26 | L | 10 | New York @Albuquerque (21,500)..... | 28 |
| 9/1 | W | 35 | Baltimore @Norman (19,000)..... | 24 |
| 9/9 | L | 10 | San Fran. @Sacramento (22,130)..... | 24 |

1962 (0-5)

| | | | | |
|------|---|----|-------------------------------------|----|
| 8/10 | L | 7 | Green Bay (54,500)..... | 31 |
| 8/18 | L | 24 | Detroit @Cleveland (77,683)..... | 35 |
| 8/25 | L | 10 | Baltimore @Roanoke (14,000)..... | 24 |
| 9/1 | L | 7 | San Fran. @Sacramento (20,000)..... | 26 |
| 9/8 | L | 26 | Minnesota @Atlanta (12,500)..... | 45 |

1963 (3-2)

| | | | | |
|------|---|----|-------------------------------------|----|
| 8/8 | W | 17 | @ Los Angeles (70,675)..... | 14 |
| 8/17 | L | 10 | Green Bay (53,121)..... | 31 |
| 8/24 | L | 17 | Los Angeles @Portland (29,349)..... | 20 |
| 8/30 | W | 37 | San Fran. @Bakersfield (9,927)..... | 24 |
| 9/7 | W | 27 | Detroit @New Orleans (51,218)..... | 17 |



1964 (1-4)

| | | | | |
|------|---|----|----------------------------------|----|
| 8/8 | L | 6 | @ Los Angeles (57,450) | 17 |
| 8/15 | W | 34 | San Francisco @Portland (24,679) | 23 |
| 8/22 | L | 16 | Los Angeles @Portland (30,565) | 25 |
| 8/29 | L | 3 | Green Bay (60,057) | 35 |
| 9/5 | L | 6 | Chicago @New Orleans(35,000) | 21 |

1965 (2-3)

| | | | | |
|------|---|----|---------------------------------|----|
| 8/17 | L | 0 | @ Los Angeles (31,579) | 9 |
| 8/21 | L | 7 | San Francisco @Portland(24,837) | 27 |
| 8/28 | W | 21 | Green Bay (67,954) | 12 |
| 9/3 | L | 17 | Minnesota @Birmingham (41,500) | 57 |
| 9/11 | W | 34 | Chicago @Tulsa (33,525) | 21 |

1966 (5-0)

| | | | | |
|------|---|----|--------------------------|----|
| 8/7 | W | 24 | @ San Francisco (28,899) | 13 |
| 8/13 | W | 20 | @ Los Angeles (44,217) | 10 |
| 8/20 | W | 21 | Green Bay (75,504) | 3 |
| 8/27 | W | 20 | Detroit @Tulsa (31,250) | 10 |
| 9/2 | W | 28 | Minnesota (58,316) | 24 |

1967 (2-3)

| | | | | |
|------|---|----|--------------------------|----|
| 8/12 | L | 6 | @ Los Angeles (57,595) | 20 |
| 8/20 | W | 30 | @ San Francisco (31,212) | 24 |
| 8/28 | L | 3 | Green Bay (78,087) | 20 |
| 9/2 | W | 30 | @ Houston (53,125) | 17 |
| 9/9 | L | 7 | Baltimore (58,492) | 33 |

1968 (3-3)

| | | | | |
|------|---|----|--------------------------|----|
| 8/3 | L | 24 | Chicago @Canton (14,578) | 30 |
| 8/11 | W | 16 | @ San Francisco (27,530) | 14 |
| 8/17 | W | 42 | @ Los Angeles (64,978) | 10 |
| 8/24 | L | 27 | Green Bay (72,014) | 31 |
| 8/31 | W | 33 | @ Houston (52,289) | 19 |
| 9/7 | L | 10 | Baltimore (69,520) | 16 |

1969 (4-2)

| | | | | |
|------|---|----|--------------------------|----|
| 8/8 | L | 17 | @ Los Angeles (87,381) | 24 |
| 8/17 | W | 20 | @ San Francisco (33,894) | 17 |
| 8/23 | W | 31 | Green Bay (73,764) | 13 |
| 8/28 | W | 14 | @ Houston (55,310) | 11 |
| 9/6 | W | 25 | N.Y. Jets (74,771) | 9 |
| 9/14 | L | 7 | Baltimore (58,975) | 23 |

1970 (1-5)

| | | | | |
|------|---|----|------------------------|----|
| 8/8 | W | 20 | @ San Diego (39,392) | 10 |
| 8/15 | L | 10 | @ Los Angeles (64,646) | 17 |
| 8/22 | L | 34 | Green Bay (72,389) | 35 |
| 8/29 | L | 21 | @ Houston (46,548) | 37 |
| 9/5 | L | 0 | Kansas City (69,055) | 13 |
| 9/13 | L | 21 | N.Y. Jets (55,297) | 29 |

1971 (6-0)

| | | | | |
|------|---|----|------------------------|----|
| 8/6 | W | 45 | @ Los Angeles (87,187) | 21 |
| 8/14 | W | 36 | New Orleans (73,560) | 21 |
| 8/20 | W | 16 | Cleveland (69,099) | 15 |
| 8/26 | W | 28 | @ Houston (49,078) | 20 |
| 9/3 | W | 27 | @ Baltimore (22,291) | 14 |
| 9/11 | W | 24 | Kansas City (74,035) | 17 |

1972 (6-1)

| | | | | |
|------|---|----|-----------------------------------|----|
| 7/28 | W | 20 | College All-Stars @ Chi. (54,162) | 7 |
| 8/5 | W | 26 | Houston (65,405) | 24 |
| 8/12 | W | 27 | @ Los Angeles (66,051) | 13 |
| 8/19 | W | 30 | @ New Orleans (81,070) | 7 |
| 8/26 | W | 34 | N.Y. Jets (65,386) | 27 |
| 9/2 | L | 10 | @ Kansas City (79,592) | 20 |
| 9/9 | W | 16 | Oakland (62,607) | 10 |

1973 (4-2)

| | | | | |
|------|---|----|------------------------|----|
| 8/3 | W | 24 | @ Los Angeles (75,461) | 7 |
| 8/11 | L | 26 | @ Oakland (53,723) | 27 |
| 8/18 | W | 24 | New Orleans (61,022) | 14 |
| 8/23 | L | 24 | @ Houston (46,942) | 27 |
| 9/1 | W | 27 | Kansas City (57,468) | 16 |
| 9/6 | W | 26 | Miami (61,378) | 23 |

1974 (3-3)

| | | | | |
|------|---|----|------------------------|----|
| 8/3 | L | 7 | @ Oakland (41,049) | 27 |
| 8/10 | W | 13 | @ Los Angeles (46,468) | 6 |
| 8/17 | W | 19 | Houston (53,148) (OT) | 13 |
| 8/24 | L | 7 | @ New Orleans (56,563) | 16 |
| 8/31 | W | 25 | Kansas City (43,492) | 16 |
| 9/5 | L | 15 | Pittsburgh (43,900) | 41 |

1975 (2-4)

| | | | | |
|------|---|----|------------------------|----|
| 8/9 | L | 7 | @ Los Angeles (62,843) | 35 |
| 8/18 | L | 20 | @ Kansas City (35,630) | 26 |

| | | | | |
|------|---|----|---------------------|----|
| 8/23 | L | 13 | Minnesota (45,395) | 16 |
| 8/30 | W | 17 | @ Houston (46,951) | 14 |
| 9/5 | L | 20 | Oakland (39,562) | 31 |
| 9/13 | W | 17 | Pittsburgh (43,186) | 16 |

1976 (3-3)

| | | | | |
|------|---|----|---------------------------|----|
| 7/31 | L | 14 | @ Oakland (52,391) | 17 |
| 8/7 | L | 14 | @ Los Angeles (60,158) | 26 |
| 8/14 | L | 9 | Denver (54,567) | 13 |
| 8/21 | W | 36 | Detroit @Memphis (30,340) | 16 |
| 8/28 | W | 20 | Pittsburgh (64,264) | 10 |
| 9/4 | W | 26 | Houston (58,844) (OT) | 20 |

1977 (3-3)

| | | | | |
|------|---|----|-------------------------|----|
| 8/6 | W | 34 | San Diego (59,504) | 14 |
| 8/13 | L | 17 | @ Seattle (58,789) (OT) | 23 |
| 8/20 | L | 14 | Miami (56,820) | 20 |
| 8/27 | W | 23 | Baltimore (54,835) | 21 |
| 9/3 | L | 14 | @ Houston (49,777) | 23 |
| 9/8 | W | 30 | Pittsburgh (49,824) | 0 |

1978 (3-1)

| | | | | |
|------|---|----|--------------------------|----|
| 8/5 | W | 41 | @ San Francisco (63,736) | 24 |
| 8/12 | W | 21 | @ Denver (74,619) | 14 |
| 8/19 | L | 13 | Houston (62,242) | 27 |
| 8/26 | W | 16 | Pittsburgh (59,747) | 13 |

1979 (3-2)

| | | | | |
|------|---|----|--------------------------|----|
| 7/28 | L | 13 | Oakland @Canton (20,648) | 20 |
| 8/4 | W | 7 | Denver (61,192) | 6 |
| 8/12 | L | 17 | @ Seattle (59,803) | 27 |
| 8/18 | W | 16 | Houston (62,803) | 13 |
| 8/25 | W | 16 | Pittsburgh (64,543) | 14 |

1980 (3-1)

| | | | | |
|------|---|----|------------------------|----|
| 8/9 | W | 17 | Green Bay (54,876) | 14 |
| 8/16 | W | 19 | @ Los Angeles (63,283) | 16 |
| 8/23 | W | 20 | Houston (63,658) | 13 |
| 8/30 | L | 10 | Pittsburgh (62,795) | 31 |

1981 (2-2)

| | | | | |
|------|---|----|------------------------|----|
| 8/8 | L | 17 | Green Bay (55,987) | 21 |
| 8/15 | L | 21 | @ Los Angeles (61,459) | 33 |
| 8/22 | W | 24 | Pittsburgh (63,504) | 14 |
| 8/29 | W | 28 | Houston (63,799) | 20 |

1982 (3-1)

| | | | | |
|------|---|----|----------------------|----|
| 8/14 | L | 10 | Buffalo (48,612) | 14 |
| 8/21 | W | 26 | @ San Diego (49,182) | 16 |
| 8/28 | W | 36 | New England (50,113) | 21 |
| 9/4 | W | 20 | Houston (60,150) | 14 |

1983 (3-1)

| | | | | |
|------|---|----|----------------------|----|
| 8/6 | W | 20 | Miami (46,826) | 17 |
| 8/15 | W | 30 | @ L.A. Rams (54,268) | 7 |
| 8/20 | L | 7 | Pittsburgh (62,164) | 24 |
| 8/27 | W | 34 | Houston (54,363) | 31 |

1984 (3-1)

| | | | | |
|------|---|----|----------------------|----|
| 8/4 | W | 31 | Green Bay (43,371) | 17 |
| 8/11 | W | 24 | @ San Diego (50,740) | 13 |
| 8/16 | L | 10 | Pittsburgh (55,658) | 20 |
| 8/25 | W | 31 | Houston (53,877) | 24 |

1985 (4-0)

| | | | | |
|------|---|----|---------------------------|----|
| 8/10 | W | 27 | Green Bay (41,847) | 3 |
| 8/17 | W | 27 | @ San Diego (48,596) (OT) | 24 |
| 8/26 | W | 15 | Chicago (49,540) | 13 |
| 8/31 | W | 20 | Houston (53,812) | 10 |

1986 (0-5)

| | | | | |
|------|---|----|--------------------------|----|
| 8/3 | L | 6 | Chicago @London (82,699) | 17 |
| 8/9 | L | 0 | @ San Diego (47,744) | 20 |
| 8/16 | L | 19 | @ L.A. Rams (52,153) | 24 |
| 8/22 | L | 28 | Pittsburgh (54,299) | 41 |
| 8/30 | L | 14 | Houston (62,239) | 17 |

1987 (1-3)

| | | | | |
|------|---|----|--------------------------|----|
| 8/15 | L | 0 | @ San Diego (48,020) | 29 |
| 8/22 | W | 13 | @ San Francisco (57,598) | 3 |
| 8/30 | L | 10 | L.A. Raiders (46,666) | 34 |
| 9/5 | L | 13 | Houston (47,043) | 18 |

1988 (2-2)

| | | | | |
|------|---|----|-------------------------|----|
| 8/6 | L | 21 | @ San Diego (40,110) | 24 |
| 8/13 | W | 27 | @ L.A. Raiders (40,774) | 17 |
| 8/22 | W | 17 | Chicago (47,796) | 9 |
| 8/27 | L | 10 | Houston (48,400) | 54 |



THE HISTORY

| | | | | |
|------|---|----|------------------------------|----|
| 8/13 | W | 20 | @ San Diego (45,203)..... | 3 |
| 8/19 | W | 27 | @ L.A. Raiders (32,358)..... | 20 |
| 8/26 | L | 21 | @ Denver (74,076) (OT)..... | 24 |
| 9/2 | W | 30 | Houston (63,582)..... | 28 |

| | | | | |
|------|---|----|------------------------------|----|
| 8/11 | L | 16 | @ San Diego (42,221)..... | 28 |
| 8/18 | L | 14 | @ L.A. Raiders (28,273)..... | 16 |
| 8/25 | W | 20 | Pittsburgh (47,723)..... | 9 |
| 9/1 | L | 6 | Houston (55,499)..... | 27 |

| | | | | |
|------|---|----|-----------------------------|----|
| 8/3 | W | 24 | @ Kansas City (56,038)..... | 14 |
| 8/12 | L | 12 | L.A. Raiders (55,981)..... | 17 |
| 8/18 | L | 20 | @ Houston (53,314)..... | 30 |
| 8/23 | W | 20 | Atlanta (53,689) (OT)..... | 17 |

| | | | | |
|------|---|----|------------------------------|----|
| 8/2 | L | 23 | Houston @Tokyo (51,058)..... | 34 |
| 8/7 | W | 27 | @Miami (50,803)..... | 24 |
| 8/15 | L | 16 | Houston (61,334)..... | 17 |
| 8/22 | W | 17 | Denver (61,485)..... | 3 |
| 8/28 | L | 13 | Chicago (60,218)..... | 20 |

| | | | | |
|------|---|----|------------------------------------|----|
| 8/1 | L | 7 | Minnesota (60,010)..... | 13 |
| 8/8 | T | 13 | Detroit @London (43,522) (OT)..... | 13 |
| 8/14 | W | 13 | L.A. Raiders (60,411)..... | 7 |

| | | | | |
|------|---|----|------------------------------------|----|
| 8/21 | L | 20 | Houston @San Antonio (63,285)..... | 23 |
| 8/27 | L | 21 | @ Chicago (56,181)..... | 23 |

| | | | | |
|------|---|----|--------------------------------------|----|
| 7/31 | W | 17 | Minnesota (59,062)..... | 9 |
| 8/7 | L | 19 | L.A. Raiders (61,932)..... | 27 |
| 8/15 | L | 0 | Houston @ Mexico City (112,376)..... | 6 |
| 8/21 | W | 34 | Denver (63,923)..... | 10 |
| 8/25 | L | 10 | @ New Orleans (57,261)..... | 28 |

| | | | | |
|------|---|----|-------------------------------------|----|
| 7/29 | W | 21 | Buffalo (62,752)..... | 15 |
| 8/5 | L | 14 | Oakland (62,031)..... | 27 |
| 8/12 | L | 7 | Buffalo @Toronto (55,799)..... | 9 |
| 8/21 | L | 17 | @ Denver(72,451)..... | 20 |
| 8/26 | W | 10 | Houston @ San Antonio (52,512)..... | 0 |

| | | | | |
|------|---|----|-------------------------------------|----|
| 7/27 | W | 35 | Oakland (61,524)..... | 34 |
| 8/5 | L | 6 | Kan. City @ Monterrey (45,128)..... | 32 |
| 8/12 | L | 7 | New England (57,874)..... | 31 |
| 8/17 | L | 3 | Denver (56,115)..... | 20 |
| 8/24 | W | 24 | Houston @ Orlando (44,296)..... | 19 |

| | | | | |
|------|---|----|-----------------------------|----|
| 8/3 | L | 27 | Oakland (61,028)..... | 34 |
| 8/8 | L | 10 | @ New England (58,440)..... | 16 |
| 8/15 | W | 34 | St. Louis (60,402)..... | 31 |
| 8/22 | W | 34 | Tennessee (61,001)..... | 10 |

All-Time Preseason Record (94-93-1)

| | | | |
|-------------------|-------|----------------------|-------|
| Arizona..... | 0-1 | Minnesota..... | 3-4 |
| Atlanta..... | 1-0 | New England..... | 1-2 |
| Baltimore..... | 0-0 | New Orleans..... | 3-2 |
| Buffalo..... | 1-2 | New York Giants..... | 1-1 |
| Carolina..... | 0-0 | New York Jets..... | 2-1 |
| Chicago..... | 3-5 | Oakland..... | 5-12 |
| Cincinnati..... | 0-0 | Philadelphia..... | 0-0 |
| Cleveland..... | 1-0 | Pittsburgh..... | 7-5 |
| Denver..... | 4-4 | St. Louis..... | 10-11 |
| Detroit..... | 3-1-1 | San Diego..... | 6-4 |
| Green Bay..... | 6-9 | San Francisco..... | 8-4 |
| Indianapolis..... | 3-5 | Seattle..... | 0-2 |
| Jacksonville..... | 0-0 | Tampa Bay..... | 0-0 |
| Kansas City..... | 4-4 | Tennessee..... | 19-13 |
| Miami..... | 3-1 | Washington..... | 0-0 |



Defensive tackle Leon Lett (78)

History



THE OPPONENTS

Arizona Cardinals
 (Dallas Leads Series 47-23-1)

| Year | Site | Winner-Score | Att. |
|-------------|------------------|---------------------------|---------------|
| 1960 | St. Louis | St. Louis, 12-10 | 23,128 |
| 1961 | Dallas | St. Louis, 31-17 | 20,500 |
| 1961 | St. Louis | St. Louis, 31-13 | 15,384 |
| 1962 | Dallas | St. Louis, 28-24 | 16,027 |
| 1962 | St. Louis | St. Louis, 52-20 | 14,201 |
| 1963 | Dallas | St. Louis, 34-7 | 36,432 |
| 1963 | St. Louis | Dallas, 28-24 | 12,695 |
| 1964 | Dallas | St. Louis, 16-6 | 36,605 |
| 1964 | St. Louis | Dallas, 31-13 | 28,253 |
| 1965 | St. Louis | St. Louis, 20-13 | 32,034 |
| 1965 | Dallas | Dallas, 27-13 | 38,499 |
| 1966 | St. Louis | Tie, 10-10 | 50,673 |
| 1966 | Dallas | Dallas, 31-17 | 76,965 |
| 1967 | Dallas | Dallas, 46-21 | 68,787 |
| 1968 | Dallas | Dallas, 27-10 | 48,296 |
| 1969 | Dallas | Dallas, 24-3 | 62,134 |
| 1970 | St. Louis | St. Louis, 20-7 | 50,780 |
| 1970 | Dallas | St. Louis, 38-0 | 69,323 |
| 1971 | St. Louis | Dallas, 16-13 | 50,486 |
| 1971 | Dallas | Dallas, 31-12 | 66,672 |
| 1972 | Dallas | Dallas, 33-24 | 65,218 |
| 1972 | St. Louis | Dallas, 27-6 | 49,787 |
| 1973 | Dallas | Dallas, 45-10 | 64,729 |
| 1973 | St. Louis | Dallas, 30-3 | 43,946 |
| 1974 | St. Louis | St. Louis, 31-28 | 49,885 |
| 1974 | Dallas | Dallas, 17-14 | 64,146 |
| 1975 | Dallas | Dallas, 37-31 (OT) | 52,417 |
| 1975 | St. Louis | St. Louis, 31-17 | 49,701 |
| 1976 | St. Louis | St. Louis, 21-17 | 50,317 |
| 1976 | Dallas | Dallas, 19-14 | 62,498 |
| 1977 | St. Louis | Dallas, 30-24 | 50,129 |
| 1977 | Dallas | St. Louis, 24-17 | 64,038 |
| 1978 | Dallas | Dallas, 21-12 | 62,760 |
| 1978 | St. Louis | Dallas, 24-21 (OT) | 48,991 |
| 1979 | St. Louis | Dallas, 22-21 | 50,855 |
| 1979 | Dallas | Dallas, 22-13 | 64,300 |
| 1980 | St. Louis | Dallas, 27-24 | 50,701 |
| 1980 | Dallas | Dallas, 31-21 | 52,567 |
| 1981 | Dallas | Dallas, 30-17 | 63,602 |
| 1981 | St. Louis | St. Louis, 20-17 | 49,777 |
| 1982 | St. Louis | Dallas, 24-7 | 50,705 |
| 1983 | St. Louis | Dallas, 34-17 | 48,532 |
| 1983 | Dallas | Dallas, 35-17 | 60,764 |
| 1984 | Dallas | St. Louis, 31-20 | 61,438 |
| 1984 | St. Louis | Dallas, 24-17 | 48,721 |
| 1985 | St. Louis | St. Louis, 21-10 | 49,347 |
| 1985 | Dallas | Dallas, 35-17 | 54,125 |
| 1986 | St. Louis | Dallas, 31-7 | 49,077 |
| 1986 | Dallas | Dallas, 37-6 | 60,756 |
| 1987 | St. Louis | St. Louis, 24-13 | 47,241 |
| 1987 | Dallas | Dallas, 21-16 | 36,788 |
| 1988 | Phoenix | Dallas, 17-14 | 67,139 |
| 1988 | Dallas | Phoenix, 16-10 | 42,196 |
| 1989 | Dallas | Phoenix, 19-10 | 44,431 |
| 1989 | Phoenix | Phoenix, 24-20 | 49,657 |
| 1990 | Phoenix | Phoenix, 20-3 | 45,235 |
| 1990 | Dallas | Dallas, 41-10 | 60,190 |
| 1991 | Phoenix | Dallas, 17-9 | 68,814 |
| 1991 | Dallas | Dallas, 27-7 | 61,190 |
| 1992 | Dallas | Dallas, 31-20 | 62,575 |
| 1992 | Phoenix | Dallas, 16-10 | 72,439 |
| 1993 | Phoenix | Dallas, 17-10 | 73,025 |
| 1993 | Dallas | Dallas, 20-15 | 64,224 |
| 1994 | Dallas | Dallas, 38-3 | 64,518 |
| 1994 | Arizona | Dallas, 28-21 | 71,023 |
| 1995 | Dallas | Dallas, 34-20 | 64,560 |
| 1995 | Arizona | Dallas, 37-13 | 72,394 |
| 1996 | Dallas | Dallas, 17-3 | 64,096 |
| 1996 | Arizona | Dallas, 10-6 | 70,763 |
| 1997 | Arizona | Arizona, 25-22 (OT) | 71,578 |
| 1997 | Dallas | Arizona, 24-6 | 64,302 |

1998 Sept. 6 at Dallas
 1998 Nov. 15 at Arizona

Continued



Arizona Cardinals, Cont.

ARIZONA CARDINALS

| '97 Results (4-12) | | '98 Schedule | |
|--------------------|---------------------|--------------|------------------------|
| 21 | @ Cincinnati | 24 | Sep. 6 @ Dallas |
| 25 | Dallas (OT) | 22 | Sep. 13 @ Seattle |
| 13 | @ Washington (OT) | 19 | Sep. 20 Philadelphia |
| 18 | @ Tampa Bay | 19 | Sep. 27 @ St. Louis |
| 19 | Minnesota | 20 | Oct. 4 Oakland |
| 13 | N.Y. Giants | 27 | Oct. 11 Chicago |
| 10 | @ Philadelphia (OT) | 13 | Oct. 18 @ N.Y. Giants |
| 14 | Tennessee | 41 | Oct. 25 Open |
| 31 | Philadelphia | 21 | Nov. 1 @ Detroit |
| 6 | @ Dallas | 24 | Nov. 8 Washington |
| 10 | @ N.Y. Giants | 19 | Nov. 15 Dallas |
| 16 | @ Baltimore | 13 | Nov. 22 @ Washington |
| 20 | Pittsburgh (OT) | 26 | Nov. 29 @ Kansas City |
| 28 | Washington | 38 | Dec. 6 N.Y. Giants |
| 10 | @ New Orleans | 27 | Dec. 13 @ Philadelphia |
| 29 | Atlanta | 26 | Dec. 20 New Orleans |
| 283 | | 379 | Dec. 27 San Diego |

Atlanta Falcons
 (Dallas Leads Series, 13-6)

| Year | Site | Winner-Score | Att. |
|--------------|----------------|----------------------|---------------|
| 1966 | Atlanta | Dallas, 47-14 | 56,990 |
| 1967 | Dallas | Dallas, 37-7 | 54,751 |
| 1969 | Atlanta | Dallas, 24-17 | 54,833 |
| 1970 | Dallas | Dallas, 13-0 | 53,611 |
| 1974 | Atlanta | Dallas, 24-0 | 52,322 |
| 1976 | Atlanta | Atlanta, 17-10 | 54,972 |
| 1978* | Dallas | Dallas, 27-20 | 60,388 |
| 1980* | Atlanta | Dallas, 30-27 | 60,022 |
| 1985 | Dallas | Dallas, 24-10 | 57,941 |
| 1986 | Dallas | Atlanta, 37-35 | 62,880 |
| 1987 | Dallas | Atlanta, 21-10 | 40,103 |
| 1988 | Dallas | Dallas, 26-20 | 39,702 |
| 1989 | Atlanta | Atlanta, 27-21 | 55,285 |
| 1990 | Atlanta | Atlanta, 26-7 | 50,097 |
| 1991 | Dallas | Dallas, 31-27 | 60,962 |
| 1992 | Atlanta | Dallas, 41-17 | 67,036 |
| 1993 | Atlanta | Atlanta, 27-14 | 67,337 |
| 1995 | Atlanta | Dallas, 28-13 | 70,089 |
| 1996 | Dallas | Dallas, 32-28 | 64,091 |

*NFC Divisional Playoffs

Baltimore Ravens
 (Series Tied, 0-0)

Buffalo Bills
 (Dallas Leads Series, 5-3)

| Year | Site | Winner-Score | Att. |
|---------------|-----------------|----------------------|---------------|
| 1971 | Buffalo | Dallas, 49-37 | 46,206 |
| 1976 | Dallas | Dallas, 17-10 | 51,779 |
| 1981 | Dallas | Dallas, 27-14 | 62,583 |
| 1984 | Buffalo | Buffalo, 14-3 | 74,391 |
| 1992* | Pasadena | Dallas, 52-17 | 98,374 |
| 1993 | Dallas | Buffalo, 13-10 | 63,226 |
| 1993** | Atlanta | Dallas, 30-13 | 72,817 |
| 1996 | Buffalo | Buffalo, 10-7 | 78,098 |

*Super Bowl XXVII, Jan. 31, 1993

**Super Bowl XXVIII, Jan. 30, 1994

Carolina Panthers
 (Carolina Leads Series 2-0)

| Year | Site | Winner-Score | Att. |
|-------|----------|-----------------|--------|
| 1996* | Carolina | Carolina, 26-17 | 72,808 |
| 1997 | Dallas | Carolina, 23-13 | 63,251 |

1998 Oct. 11 at Dallas

*NFC Divisional Playoffs

Continued

Carolina Panthers, Cont.

CAROLINA PANTHERS

| '97 Results (7-9) | | '98 Schedule | |
|-------------------|-----------------|--------------|------------------------|
| 10 | Washington | 24 | Sep. 6 Atlanta |
| 9 | @ Atlanta | 6 | Sep. 13 @ New Orleans |
| 26 | @ San Diego | 7 | Sep. 20 Open |
| 14 | Kansas City | 35 | Sep. 27 Green Bay |
| 21 | San Francisco | 34 | Oct. 4 @ Atlanta |
| 14 | @ Minnesota | 21 | Oct. 11 @ Dallas |
| 13 | @ New Orleans | 0 | Oct. 18 @ Tampa Bay |
| 21 | Atlanta | 12 | Oct. 25 Buffalo |
| 38 | Oakland | 14 | Nov. 1 New Orleans |
| 0 | @ Denver | 34 | Nov. 8 @ San Francisco |
| 19 | @ San Francisco | 27 | Nov. 15 Miami |
| 16 | @ St. Louis | 10 | Nov. 22 @ St. Louis |
| 13 | New Orleans | 16 | Nov. 29 @ N.Y. Jets |
| 23 | @ Dallas | 13 | Dec. 6 San Francisco |
| 10 | Green Bay | 31 | Dec. 13 Washington |
| 18 | St. Louis | 30 | Dec. 20 St. Louis |
| 265 | | 314 | Dec. 27 @ Indianapolis |

Chicago Bears

(Dallas Leads Series, 11-7)

| Year | Site | Winner-Score | Att. |
|--------|---------|----------------|--------|
| 1960 | Chicago | Chicago, 17-7 | 39,951 |
| 1962 | Dallas | Chicago, 34-33 | 12,692 |
| 1964 | Chicago | Dallas, 24-10 | 47,527 |
| 1968 | Chicago | Dallas, 34-3 | 46,667 |
| 1971 | Chicago | Chicago, 23-19 | 55,049 |
| 1973 | Chicago | Dallas, 20-17 | 55,701 |
| 1976 | Dallas | Dallas, 31-21 | 61,346 |
| 1977* | Dallas | Dallas, 37-7 | 62,920 |
| 1979 | Dallas | Dallas, 24-20 | 64,056 |
| 1981 | Dallas | Dallas, 10-9 | 63,499 |
| 1984 | Chicago | Dallas, 23-14 | 63,623 |
| 1985 | Dallas | Chicago, 44-0 | 63,855 |
| 1986 | Dallas | Chicago, 24-10 | 57,256 |
| 1988 | Chicago | Chicago, 17-7 | 64,759 |
| 1991** | Chicago | Dallas, 17-13 | 62,594 |
| 1992 | Dallas | Dallas, 27-14 | 63,101 |
| 1996 | Chicago | Chicago, 22-6 | 63,076 |
| 1997 | Dallas | Dallas, 27-3 | 64,082 |

1998 Oct. 18 at Chicago

*NFC Divisional Playoffs

**NFC First-Round Playoffs

CHICAGO BEARS

| '97 Results (4-12) | | '98 Schedule | |
|--------------------|---------------|--------------|----------------------|
| 24 | @ Green Bay | 38 | Sep. 6 Jacksonville |
| 24 | Minnesota | 27 | Sep. 13 @ Pittsburgh |
| 7 | Detroit | 32 | Sep. 20 @ Tampa Bay |
| 3 | @ New England | 31 | Sep. 27 Minnesota |
| 3 | @ Dallas | 27 | Oct. 4 Detroit |
| 17 | New Orleans | 20 | Oct. 11 @ Arizona |
| 23 | Green Bay | 24 | Oct. 18 Dallas |
| 36 | @ Miami (OT) | 33 | Oct. 25 @ Tennessee |
| 8 | Washington | 31 | Nov. 1 Open |
| 22 | @ Minnesota | 29 | Nov. 8 St. Louis |
| 15 | N.Y. Jets | 23 | Nov. 15 @ Detroit |
| 13 | Tampa Bay | 7 | Nov. 22 @ Atlanta |
| 20 | @ Detroit | 55 | Nov. 29 Tampa Bay |
| 20 | Buffalo | 3 | Dec. 6 @ Minnesota |
| 13 | @ St. Louis | 10 | Dec. 13 @ Green Bay |
| 15 | @ Tampa Bay | 31 | Dec. 20 Baltimore |
| 263 | | 421 | Dec. 27 Green Bay |

Cincinnati Bengals

(Dallas Leads Series, 4-3)

| Year | Site | Winner-Score | Att. |
|------|------------|-------------------|--------|
| 1973 | Dallas | Dallas, 38-10 | 58,802 |
| 1979 | Dallas | Dallas, 38-13 | 63,179 |
| 1985 | Cincinnati | Cincinnati, 50-24 | 56,936 |
| 1988 | Dallas | Cincinnati, 38-24 | 37,865 |
| 1991 | Dallas | Dallas, 35-23 | 63,275 |
| 1994 | Cincinnati | Dallas, 23-20 | 57,096 |
| 1997 | Cincinnati | Cincinnati, 31-24 | 60,043 |

Cleveland Browns

(Cleveland Leads Series, 17-10)

| Year | Site | Winner-Score | Att. |
|-------|-----------|---------------|--------|
| 1960 | Dallas | Cleve., 48-7 | 28,500 |
| 1961 | Cleveland | Cleve., 25-7 | 43,638 |
| 1961 | Dallas | Cleve., 38-17 | 23,500 |
| 1962 | Cleveland | Cleve., 19-10 | 40,040 |
| 1962 | Dallas | Dallas, 45-21 | 24,226 |
| 1963 | Dallas | Cleve., 41-24 | 28,710 |
| 1963 | Cleveland | Cleve., 27-17 | 55,096 |
| 1964 | Cleveland | Cleve., 27-6 | 72,062 |
| 1964 | Dallas | Cleve., 20-16 | 37,456 |
| 1965 | Cleveland | Cleve., 23-17 | 80,451 |
| 1965 | Dallas | Cleve., 24-17 | 76,251 |
| 1966 | Cleveland | Cleve., 30-21 | 84,721 |
| 1966 | Dallas | Dallas, 26-14 | 80,259 |
| 1967 | Cleveland | Dallas, 21-14 | 81,039 |
| 1967* | Dallas | Dallas, 52-14 | 70,786 |
| 1968 | Dallas | Dallas, 28-7 | 68,733 |
| 1968* | Cleveland | Cleve., 31-20 | 81,497 |
| 1969 | Cleveland | Cleve., 42-10 | 84,850 |
| 1969* | Dallas | Cleve., 38-14 | 69,321 |
| 1970 | Cleveland | Dallas, 6-2 | 75,458 |
| 1974 | Dallas | Dallas, 41-17 | 48,754 |
| 1979 | Cleveland | Cleve., 26-7 | 80,123 |
| 1982 | Dallas | Dallas, 31-14 | 46,267 |
| 1985 | Dallas | Dallas, 20-7 | 61,456 |
| 1988 | Cleveland | Cleve., 24-21 | 77,683 |
| 1991 | Cleveland | Dallas, 26-14 | 78,860 |
| 1994 | Dallas | Cleve., 19-14 | 64,826 |

*Eastern Conference Championship Game

Denver Broncos

(Dallas Leads Series, 5-2)

| Year | Site | Winner-Score | Att. |
|-------|------------|---------------|--------|
| 1973 | Denver | Dallas, 22-10 | 51,706 |
| 1977 | Dallas | Dallas, 14-6 | 63,752 |
| 1978* | N. Orleans | Dallas, 27-10 | 76,400 |
| 1980 | Denver | Denver, 41-20 | 74,919 |
| 1986 | Denver | Denver, 29-14 | 76,082 |
| 1992 | Denver | Dallas, 31-27 | 74,946 |
| 1995 | Dallas | Dallas, 31-21 | 64,578 |

1998 Sept. 13 @ Denver

*Super Bowl XII, Jan. 15, 1978

DENVER BRONCOS

| '97 Results (12-4) | | '98 Schedule | |
|--------------------|-----------------|--------------|-----------------------|
| 19 | Kansas City | 3 | Sep. 7 New England |
| 35 | @ Seattle | 14 | Sep. 13 Dallas |
| 35 | St. Louis | 14 | Sep. 20 @ Oakland |
| 38 | Cincinnati | 20 | Sep. 27 @ Washington |
| 29 | @ Atlanta | 21 | Oct. 4 Philadelphia |
| 34 | New England | 13 | Oct. 11 @ Seattle |
| 25 | @ Oakland | 28 | Oct. 18 Open |
| 23 | @ Buffalo (OT) | 20 | Oct. 25 Jacksonville |
| 30 | Seattle | 27 | Nov. 1 @ Cincinnati |
| 34 | Carolina | 0 | Nov. 8 San Diego |
| 22 | @ Kansas City | 24 | Nov. 16 Kansas City |
| 31 | Oakland | 3 | Nov. 22 Oakland |
| 38 | @ San Diego | 28 | Nov. 29 @ San Diego |
| 24 | @ Pittsburgh | 35 | Dec. 6 Kansas City |
| 17 | @ San Francisco | 34 | Dec. 13 @ N.Y. Giants |
| 38 | San Diego | 3 | Dec. 21 @ Miami |
| 472 | | 287 | Dec. 27 Seattle |

Detroit Lions

(Dallas Leads Series, 8-7)

| Year | Site | Winner-Score | Att. |
|-------|---------|----------------|--------|
| 1960 | Detroit | Detroit, 23-14 | 43,272 |
| 1963 | Dallas | Dallas, 17-14 | 27,262 |
| 1968 | Dallas | Dallas, 59-13 | 61,382 |
| 1970* | Dallas | Dallas, 5-0 | 73,167 |
| 1972 | Dallas | Dallas, 28-24 | 65,378 |
| 1975 | Detroit | Dallas, 36-10 | 79,784 |
| 1977 | Dallas | Dallas, 37-0 | 63,160 |
| 1981 | Detroit | Detroit, 27-24 | 79,694 |
| 1985 | Detroit | Detroit, 26-21 | 72,985 |
| 1986 | Detroit | Dallas, 31-7 | 73,812 |

Continued



Detroit Lions, Cont.

| | | | |
|-------------|----------------|---------------------|---------------|
| 1987 | Detroit | Detroit, 27-17 | 45,325 |
| 1991 | Detroit | Detroit, 34-10 | 74,906 |
| 1991* | Detroit | Detroit, 38-6 | 78,290 |
| 1992 | Detroit | Dallas, 37-3 | 74,816 |
| 1994 | Dallas | Detroit, 20-17 (OT) | 64,102 |

*NFC Divisional Playoffs

**Green Bay Packers
(Dallas Leads Series, 13-11)**

| Year | Site | Winner-Score | Att. |
|---------------|----------------|----------------------|---------------|
| 1960 | Gr. Bay | Green Bay, 41-7 | 32,294 |
| 1964 | Dallas | Green Bay, 45-21 | 44,975 |
| 1965 | Milwau. | Green Bay, 13-3 | 48,311 |
| 1966* | Dallas | Green Bay, 34-27 | 75,504 |
| 1967* | Gr. Bay | Green Bay, 21-17 | 50,861 |
| 1968 | Dallas | Green Bay, 28-17 | 74,604 |
| 1970 | Dallas | Dallas, 16-3 | 67,182 |
| 1972 | Milwau. | Green Bay, 16-14 | 47,103 |
| 1975 | Dallas | Green Bay, 19-17 | 64,934 |
| 1978 | Milwau. | Dallas, 42-14 | 55,256 |
| 1980 | Milwau. | Dallas, 28-7 | 54,776 |
| 1982** | Dallas | Dallas, 37-26 | 63,972 |
| 1984 | Dallas | Dallas, 20-6 | 64,222 |
| 1989 | Gr. Bay | Green Bay, 31-13 | 56,656 |
| 1989 | Dallas | Green Bay, 20-10 | 41,265 |
| 1991 | Milwau. | Dallas, 20-17 | 53,695 |
| 1993 | Dallas | Dallas, 36-14 | 63,568 |
| 1993\$ | Dallas | Dallas, 27-17 | 64,790 |
| 1994 | Dallas | Dallas, 42-31 | 64,597 |
| 1994\$ | Dallas | Dallas, 35-9 | 64,745 |
| 1995 | Dallas | Dallas, 34-24 | 64,806 |
| 1995# | Dallas | Dallas, 38-27 | 65,135 |
| 1996 | Dallas | Dallas, 21-6 | 65,032 |
| 1997 | Green Bay | Green Bay, 45-17 | 60,111 |

SNFC Divisional Playoffs
#NFC Championship Game
*NFL Championship Game
* Super Bowl Tournament

**Indianapolis Colts
(Dallas Leads Series, 7-4)**

| Year | Site | Winner-Score | Att. |
|-------------|---------------------|----------------------|---------------|
| 1960 | Dallas | Baltimore, 45-7 | 25,500 |
| 1967 | Baltimore | Baltimore, 23-17 | 60,238 |
| 1969 | Dallas | Dallas, 27-10 | 63,191 |
| 1970* | Miami | Baltimore, 16-13 | 80,055 |
| 1972 | Baltimore | Dallas, 21-0 | 58,992 |
| 1976 | Dallas | Dallas, 30-27 | 64,237 |
| 1978 | Dallas | Dallas, 38-0 | 64,224 |
| 1981 | Baltimore | Dallas, 37-13 | 54,871 |
| 1984 | Dallas | Dallas, 22-3 | 58,724 |
| 1993 | Indianapolis | Dallas, 27-3 | 60,453 |
| 1996 | Dallas | Indianapolis, 25-24 | 63,021 |

*Super Bowl V, Jan. 17, 1971

**Jacksonville Jaguars
(Dallas Leads Series, 1-0)**

| Year | Site | Winner-Score | Att. |
|------|--------|---------------|--------|
| 1997 | Dallas | Dallas, 26-22 | 64,464 |

**Kansas City Chiefs
(Dallas Leads Series, 4-2)**

| Year | Site | Winner-Score | Att. |
|-------------|-------------------------------|----------------------|---------------|
| 1970 | Kan. City | Dallas, 27-16 | 51,158 |
| 1975 | Dallas | Kansas City, 34-31 | 63,539 |
| 1983 | Dallas | Dallas, 41-21 | 64,103 |
| 1989 | Kan. City | Kansas City, 36-28 | 76,841 |
| 1992 | Dallas | Dallas, 17-10 | 64,115 |
| 1995 | Dallas | Dallas, 24-12 | 64,901 |
| 1998 | Dec. 13 at Kansas City | | |

Continued

Kansas City Chiefs, Cont.

KANSAS CITY CHIEFS

| '97 Results (13-3) | | '98 Schedule | |
|--------------------|----------------|--------------|------------------------|
| 3 | @ Denver | 19 | Sep. 6 Oakland |
| 28 | @ Oakland | 27 | Sep. 13 @ Jacksonville |
| 22 | Buffalo | 16 | Sep. 20 San Diego |
| 35 | @ Carolina | 14 | Sep. 27 @ Philadelphia |
| 20 | Seattle (OT) | 17 | Oct. 4 Seattle |
| 14 | @ Miami | 17 | Oct. 11 @ New England |
| 31 | San Diego | 3 | Oct. 18 Open |
| 28 | @ St. Louis | 20 | Oct. 26 Pittsburgh |
| 13 | Pittsburgh | 10 | Nov. 1 N.Y. Jets |
| 10 | @ Jacksonville | 24 | Nov. 8 @ Seattle |
| 24 | Denver | 22 | Nov. 16 Denver |
| 19 | @ Seattle | 14 | Nov. 22 @ San Diego |
| 44 | San Francisco | 9 | Nov. 29 Arizona |
| 30 | Oakland | 0 | Dec. 6 @ Denver |
| 29 | @ San Diego | 7 | Dec. 13 Dallas |
| 25 | New Orleans | 13 | Dec. 20 @ N.Y. Giants |
| 375 | | 232 | Dec. 26 @ Oakland |

**Miami Dolphins
(Miami Leads Series, 6-3)**

| Year | Site | Winner-Score | Att. |
|--------------|-------------------|----------------------|---------------|
| 1971* | N. Orleans | Dallas, 24-3 | 81,035 |
| 1973 | Dallas | Miami, 14-7 | 64,100 |
| 1978 | Miami | Miami, 23-16 | 69,414 |
| 1981 | Dallas | Dallas, 28-27 | 64,221 |
| 1984 | Miami | Miami, 28-21 | 74,139 |
| 1987 | Dallas | Miami, 20-14 | 56,519 |
| 1989 | Dallas | Miami, 17-14 | 56,044 |
| 1993 | Dallas | Miami, 16-14 | 60,198 |
| 1996 | Miami | Dallas, 29-10 | 75,283 |

*Super Bowl VI, Jan. 16, 1972

**Minnesota Vikings
(Dallas Leads Series, 13-7)**

| Year | Site | Winner-Score | Att. |
|---------------|---------------|---------------------------|---------------|
| 1961 | Dallas | Dallas, 21-7 | 20,500 |
| 1961 | Minn. | Dallas, 28-0 | 33,070 |
| 1966 | Dallas | Dallas, 28-17 | 64,116 |
| 1968 | Dallas | Dallas, 20-7 | 47,644 |
| 1970 | Minn. | Minn., 54-13 | 47,900 |
| 1971* | Minn. | Dallas, 20-12 | 49,100 |
| 1973** | Dallas | Minn., 27-10 | 64,524 |
| 1974 | Dallas | Minn., 23-21 | 57,847 |
| 1975* | Minn. | Dallas, 17-14 | 48,341 |
| 1977 | Minn. | Dallas, 16-10 (OT) | 47,678 |
| 1977** | Dallas | Dallas, 23-6 | 61,968 |
| 1978 | Dallas | Minn., 21-10 | 61,848 |
| 1979 | Minn. | Dallas, 36-20 | 47,572 |
| 1982 | Minn. | Minn., 31-27 | 60,007 |
| 1983 | Minn. | Dallas, 37-24 | 60,774 |
| 1987 | Dallas | Minn., 44-38 (OT) | 54,229 |
| 1988 | Dallas | Minn., 43-3 | 57,830 |
| 1993 | Minn. | Dallas, 37-20 | 63,321 |
| 1995 | Minn. | Dallas, 23-17 (OT) | 60,088 |
| 1996\$ | Dallas | Dallas, 40-15 | 64,682 |

1998 Nov. 26 at Dallas
\$NFC Wild Card Game
#NFC Divisional Playoff Game
*NFL Championship Game

MINNESOTA VIKINGS

| '97 Results (9-7) | | '98 Schedule | |
|-------------------|-----------------|--------------|----------------------|
| 34 | @ Buffalo | 13 | Sep. 6 Tampa Bay |
| 27 | @ Chicago | 24 | Sep. 13 @ St. Louis |
| 14 | Tampa Bay | 28 | Sep. 20 Detroit |
| 32 | @ Green Bay | 38 | Sep. 27 @ Chicago |
| 29 | Philadelphia | 19 | Oct. 5 @ Green Bay |
| 20 | @ Arizona | 19 | Oct. 11 Open |
| 21 | Carolina | 14 | Oct. 18 Washington |
| 10 | @ Tampa Bay | 6 | Oct. 25 @ Detroit |
| 23 | New England | 18 | Nov. 1 @ Tampa Bay |
| 29 | Chicago | 22 | Nov. 8 New Orleans |
| 15 | @ Detroit | 38 | Nov. 15 Cincinnati |
| 21 | @ N.Y. Jets | 23 | Nov. 22 Green Bay |
| 11 | Green Bay | 27 | Nov. 26 @ Dallas |
| 17 | @ San Francisco | 28 | Dec. 6 Chicago |
| 13 | Detroit | 14 | Dec. 13 @ Baltimore |
| 39 | Indianapolis | 28 | Dec. 20 Jacksonville |
| 354 | | 359 | Dec. 26 @ Tennessee |

**New England Patriots
(Dallas Leads Series, 7-0)**

| Year | Site | Winner-Score | Att. |
|------|---------|--------------------|--------|
| 1971 | Dallas | Dallas, 44-21 | 65,708 |
| 1975 | N. Eng. | Dallas, 34-31 | 60,905 |
| 1978 | Dallas | Dallas, 17-10 | 63,263 |
| 1981 | N. Eng. | Dallas, 35-21 | 60,311 |
| 1984 | Dallas | Dallas, 20-17 | 55,341 |
| 1987 | N. Eng. | Dallas, 23-17 (OT) | 60,567 |
| 1996 | Dallas | Dallas, 12-6 | 64,578 |

**New Orleans Saints
(Dallas Leads Series, 14-3)**

| Year | Site | Winner-Score | Att. |
|------|--------|--------------------|--------|
| 1967 | Dallas | Dallas, 14-10 | 52,562 |
| 1967 | N.O. | Dallas, 27-10 | 83,437 |
| 1968 | N.O. | Dallas, 17-3 | 84,728 |
| 1969 | N.O. | Dallas, 21-17 | 79,567 |
| 1969 | Dallas | Dallas, 33-17 | 68,282 |
| 1971 | N.O. | N.O., 24-14 | 83,088 |
| 1973 | Dallas | Dallas, 40-3 | 53,972 |
| 1976 | N.O. | Dallas, 24-6 | 61,413 |
| 1978 | Dallas | Dallas, 27-7 | 57,920 |
| 1982 | Dallas | Dallas, 21-7 | 64,506 |
| 1983 | Dallas | Dallas, 21-20 | 62,136 |
| 1984 | Dallas | Dallas, 30-27 (OT) | 50,966 |
| 1988 | N.O. | N.O., 20-17 | 68,474 |
| 1989 | N.O. | N.O., 28-0 | 66,977 |
| 1990 | Dallas | Dallas, 17-13 | 60,087 |
| 1991 | Dallas | Dallas, 23-14 | 64,530 |
| 1994 | N.O. | Dallas, 24-16 | 67,323 |

1998 Dec. 6 at New Orleans

NEW ORLEANS SAINTS

| '97 Results (6-10) | | '98 Schedule | |
|--------------------|-----------------|--------------|------------------------|
| 24 | @ St. Louis | 38 | Sep. 6 @ St. Louis |
| 6 | San Diego | 20 | Sep. 13 Carolina |
| 7 | @ San Francisco | 33 | Sep. 20 Open |
| 35 | Detroit | 17 | Sep. 27 @ Indianapolis |
| 9 | @ N.Y. Giants | 14 | Oct. 4 New England |
| 20 | @ Chicago | 17 | Oct. 11 San Francisco |
| 17 | Atlanta | 23 | Oct. 18 @ Atlanta |
| 0 | Carolina | 13 | Oct. 25 Tampa Bay |
| 0 | San Francisco | 23 | Nov. 1 @ Carolina |
| 13 | @ Oakland | 10 | Nov. 8 @ Minnesota |
| 20 | Seattle (OT) | 17 | Nov. 15 St. Louis |
| 3 | @ Atlanta | 20 | Nov. 22 @ San Fran. |
| 16 | @ Carolina | 13 | Nov. 29 @ Green Bay |
| 27 | St. Louis | 34 | Dec. 6 Dallas |
| 27 | Arizona | 10 | Dec. 13 Atlanta |
| 13 | @ Kansas City | 25 | Dec. 20 @ Arizona |
| 237 | | 327 | Dec. 27 Buffalo |

**New York Giants
(Dallas Leads Series, 44-25-2)**

| Year | Site | Winner-Score | Att. |
|------|----------|-----------------|--------|
| 1960 | New York | Tie, 31-31 | 55,033 |
| 1961 | Dallas | New York, 31-10 | 41,500 |
| 1961 | New York | Dallas, 17-16 | 60,254 |
| 1962 | Dallas | New York, 41-10 | 45,668 |
| 1962 | New York | New York, 41-31 | 62,694 |
| 1963 | New York | New York, 37-21 | 62,889 |
| 1963 | Dallas | New York, 34-27 | 29,635 |
| 1964 | Dallas | Tie, 13-13 | 33,225 |
| 1964 | New York | Dallas, 31-21 | 63,031 |
| 1965 | Dallas | Dallas, 31-2 | 59,366 |
| 1965 | New York | Dallas, 38-20 | 62,871 |
| 1966 | Dallas | Dallas, 52-7 | 60,010 |
| 1966 | New York | Dallas, 17-7 | 62,735 |
| 1967 | Dallas | Dallas, 38-24 | 66,209 |
| 1968 | Dallas | New York, 27-21 | 72,163 |
| 1968 | New York | Dallas, 28-10 | 62,617 |
| 1969 | Dallas | Dallas, 25-3 | 58,964 |
| 1970 | Dallas | Dallas, 28-10 | 57,236 |
| 1970 | New York | New York, 23-20 | 62,938 |
| 1971 | Dallas | Dallas, 20-13 | 68,378 |
| 1971 | New York | Dallas, 42-14 | 62,815 |
| 1972 | New York | Dallas, 23-14 | 62,725 |

*Continued***New York Giants, Cont.**

| | | | |
|------|----------|--------------------|--------|
| 1972 | Dallas | New York, 23-3 | 64,602 |
| 1973 | Dallas | Dallas, 45-28 | 64,898 |
| 1973 | N. Haven | Dallas, 23-10 | 70,128 |
| 1974 | Dallas | New York, 14-6 | 46,353 |
| 1974 | N. Haven | Dallas, 21-7 | 61,191 |
| 1975 | New York | Dallas, 13-7 | 56,511 |
| 1975 | Dallas | Dallas, 14-3 | 53,329 |
| 1976 | New York | Dallas, 24-14 | 76,042 |
| 1976 | Dallas | Dallas, 9-3 | 58,870 |
| 1977 | Dallas | Dallas, 41-21 | 64,215 |
| 1977 | New York | Dallas, 24-10 | 74,532 |
| 1978 | New York | Dallas, 34-24 | 73,265 |
| 1978 | Dallas | Dallas, 24-3 | 64,869 |
| 1979 | New York | Dallas, 16-14 | 76,490 |
| 1979 | Dallas | Dallas, 28-7 | 63,787 |
| 1980 | Dallas | Dallas, 24-3 | 59,126 |
| 1980 | New York | New York, 38-35 | 68,343 |
| 1981 | Dallas | Dallas, 18-10 | 63,499 |
| 1981 | New York | N.Y., 13-10 (OT) | 73,009 |
| 1983 | Dallas | Dallas, 28-13 | 62,347 |
| 1983 | New York | Dallas, 38-20 | 76,142 |
| 1984 | New York | New York, 28-7 | 75,921 |
| 1984 | Dallas | New York, 19-7 | 60,235 |
| 1985 | New York | Dallas, 30-29 | 74,981 |
| 1985 | Dallas | Dallas, 28-21 | 62,310 |
| 1986 | Dallas | Dallas, 31-28 | 59,804 |
| 1986 | New York | New York, 17-14 | 74,871 |
| 1987 | New York | Dallas, 16-14 | 73,426 |
| 1987 | Dallas | Dallas, 33-24 | 55,730 |
| 1988 | Dallas | New York, 12-10 | 55,325 |
| 1988 | New York | New York, 29-21 | 75,826 |
| 1989 | Dallas | New York, 30-13 | 51,785 |
| 1989 | New York | New York, 15-0 | 72,141 |
| 1990 | Dallas | New York, 28-7 | 61,090 |
| 1990 | New York | New York, 31-17 | 75,923 |
| 1991 | Dallas | Dallas, 21-16 | 64,010 |
| 1991 | New York | New York, 22-9 | 76,410 |
| 1992 | New York | Dallas, 34-28 | 76,430 |
| 1992 | Dallas | Dallas, 30-3 | 62,416 |
| 1993 | Dallas | Dallas, 31-9 | 64,735 |
| 1993 | New York | Dallas, 16-13 (OT) | 77,356 |
| 1994 | Dallas | Dallas, 38-10 | 64,836 |
| 1994 | New York | New York, 15-10 | 66,943 |
| 1995 | New York | Dallas, 35-0 | 77,454 |
| 1995 | Dallas | Dallas, 21-20 | 64,400 |
| 1996 | Dallas | Dallas, 27-0 | 63,069 |
| 1996 | New York | New York, 20-6 | 77,081 |
| 1997 | New York | New York, 20-17 | 77,137 |
| 1997 | Dallas | New York, 20-7 | 63,746 |

1998 Sept. 21 at New York

1998 Nov. 8 at Dallas

NEW YORK GIANTS

| '97 Results (10-5-1) | | '98 Schedule | |
|----------------------|-------------------|--------------|------------------------|
| 31 | Philadelphia | 17 | Sep. 6 Washington |
| 13 | @ Jacksonville | 40 | Sep. 13 @ Oakland |
| 23 | Baltimore | 24 | Sep. 21 Dallas |
| 3 | @ St. Louis | 13 | Sep. 27 @ San Diego |
| 14 | New Orleans | 9 | Oct. 4 @ Tampa Bay |
| 20 | Dallas | 17 | Oct. 11 Atlanta |
| 27 | @ Arizona | 13 | Oct. 18 Arizona |
| 26 | @ Detroit (OT) | 20 | Oct. 25 Open |
| 29 | Cincinnati | 27 | Nov. 1 @ Washington |
| 6 | @ Tennessee | 10 | Nov. 8 @ Dallas |
| 19 | Arizona | 10 | Nov. 15 Green Bay |
| 7 | @ Washington (OT) | 7 | Nov. 22 Philadelphia |
| 8 | Tampa Bay | 20 | Nov. 30 @ San Fran. |
| 31 | @ Philadelphia | 21 | Dec. 6 @ Arizona |
| 30 | Washington | 10 | Dec. 13 Denver |
| 20 | @ Dallas | 7 | Dec. 20 Kansas City |
| 307 | | 265 | Dec. 27 @ Philadelphia |

**New York Jets
(Dallas Leads Series, 5-1)**

| Year | Site | Winner-Score | Att. |
|------|-----------|-----------------|--------|
| 1971 | Dallas | Dallas, 52-10 | 66,689 |
| 1975 | N.Y. Jets | Dallas, 31-21 | 37,279 |
| 1978 | N.Y. Jets | Dallas, 30-7 | 52,532 |
| 1987 | N.Y. Jets | Dallas, 38-24 | 12,370 |
| 1990 | N.Y. Jets | N.Y. Jets, 24-9 | 68,086 |
| 1993 | N.Y. Jets | Dallas, 28-7 | 73,233 |



Oakland Raiders

(Series Tied, 3-3)

| Year | Site | Winner-Score | Att. |
|------|---------|----------------|--------|
| 1974 | Oakland | Oakland, 27-23 | 45,850 |
| 1980 | Oakland | Dallas, 19-13 | 53,194 |
| 1983 | Dallas | L.A., 40-38 | 64,991 |
| 1986 | Dallas | L.A., 17-13 | 61,706 |
| 1992 | L.A. | Dallas, 28-13 | 91,505 |
| 1995 | Oakland | Dallas, 34-21 | 54,092 |

1998 Sept. 27 at Dallas

OAKLAND RAIDERS

| '97 Results (4-12) | | '98 Schedule | |
|--------------------|------------------|--------------|----------------------|
| 21 | @ Tennessee (OT) | 24 | Sep. 6 @ Kansas City |
| 27 | Kansas City | 28 | Sep. 13 N.Y. Giants |
| 36 | @ Atlanta | 31 | Sep. 20 Denver |
| 22 | @ N.Y. Jets | 23 | Sep. 27 @ Dallas |
| 35 | St. Louis | 17 | Oct. 4 @ Arizona |
| 10 | San Diego | 25 | Oct. 11 San Diego |
| 28 | Denver | 25 | Oct. 18 Open |
| 34 | @ Seattle | 45 | Oct. 25 Cincinnati |
| 14 | @ Carolina | 38 | Nov. 1 @ Seattle |
| 10 | New Orleans | 13 | Nov. 8 @ Baltimore |
| 38 | @ San Diego | 13 | Nov. 15 Seattle |
| 3 | @ Denver | 31 | Nov. 22 @ Denver |
| 16 | Miami | 34 | Nov. 29 Washington |
| 0 | Kansas City | 30 | Dec. 6 Miami |
| 21 | Seattle | 22 | Dec. 13 @ Buffalo |
| 9 | Jacksonville | 20 | Dec. 20 @ San Diego |
| 324 | | 419 | Dec. 26 Kansas City |

Philadelphia Eagles

(Dallas Leads Series 47-30)

| Year | Site | Winner-Score | Att. |
|-------|--------|---------------|--------|
| 1960 | Dallas | Phil., 27-25 | 18,500 |
| 1961 | Dallas | Phil., 43-7 | 25,000 |
| 1961 | Phil. | Phil., 35-13 | 60,127 |
| 1962 | Dallas | Dallas, 41-19 | 18,645 |
| 1962 | Phil. | Phil., 28-14 | 58,070 |
| 1963 | Phil. | Phil., 24-21 | 60,671 |
| 1963 | Dallas | Dallas, 27-20 | 23,694 |
| 1964 | Dallas | Phil., 17-14 | 55,972 |
| 1964 | Phil. | Phil., 24-14 | 60,671 |
| 1964 | Dallas | Phil., 35-24 | 56,249 |
| 1965 | Phil. | Dallas, 21-19 | 54,714 |
| 1966 | Dallas | Dallas, 56-7 | 69,372 |
| 1966 | Phil. | Phil., 24-23 | 60,658 |
| 1967 | Phil. | Phil., 21-14 | 60,740 |
| 1967 | Dallas | Dallas, 38-17 | 55,834 |
| 1968 | Phil. | Dallas, 45-13 | 60,858 |
| 1968 | Dallas | Dallas, 34-14 | 72,083 |
| 1969 | Phil. | Dallas, 38-7 | 60,858 |
| 1969 | Dallas | Dallas, 49-14 | 71,509 |
| 1970 | Phil. | Dallas, 17-7 | 59,728 |
| 1970 | Dallas | Dallas, 21-17 | 55,736 |
| 1971 | Phil. | Dallas, 42-7 | 65,358 |
| 1971 | Dallas | Dallas, 20-7 | 60,178 |
| 1972 | Dallas | Dallas, 28-6 | 55,850 |
| 1972 | Phil. | Dallas, 28-7 | 65,720 |
| 1973 | Phil. | Phil., 30-16 | 65,954 |
| 1973 | Dallas | Dallas, 31-10 | 61,985 |
| 1974 | Phil. | Phil., 13-10 | 64,088 |
| 1974 | Dallas | Dallas, 31-24 | 43,586 |
| 1975 | Phil. | Dallas, 20-17 | 64,889 |
| 1975 | Dallas | Dallas, 27-17 | 57,893 |
| 1976 | Dallas | Dallas, 27-7 | 54,052 |
| 1976 | Phil. | Dallas, 26-7 | 55,072 |
| 1977 | Phil. | Dallas, 16-10 | 65,507 |
| 1977 | Dallas | Dallas, 24-14 | 60,289 |
| 1978 | Dallas | Dallas, 14-7 | 60,525 |
| 1978 | Phil. | Dallas, 31-13 | 64,667 |
| 1979 | Dallas | Phil., 31-21 | 62,417 |
| 1979 | Phil. | Dallas, 24-17 | 71,434 |
| 1980 | Phil. | Phil., 17-10 | 70,696 |
| 1980 | Dallas | Dallas, 35-27 | 62,548 |
| 1981* | Phil. | Phil., 20-7 | 70,696 |
| 1981 | Phil. | Dallas, 17-14 | 72,111 |
| 1981 | Dallas | Dallas, 21-10 | 64,955 |
| 1982 | Dallas | Phil., 24-20 | 46,199 |
| 1983 | Dallas | Dallas, 37-7 | 63,070 |

Continued

Philadelphia Eagles, Cont.

| | | | |
|-------|--------|---------------|--------|
| 1983 | Phil. | Dallas, 27-20 | 71,236 |
| 1984 | Dallas | Dallas, 23-17 | 64,521 |
| 1984 | Phil. | Dallas, 26-10 | 66,322 |
| 1985 | Phil. | Phil., 16-14 | 70,114 |
| 1985 | Dallas | Dallas, 35-17 | 54,047 |
| 1986 | Phil. | Dallas, 17-14 | 68,572 |
| 1986 | Dallas | Phil., 23-21 | 46,117 |
| 1987 | Dallas | Dallas, 41-22 | 40,622 |
| 1987 | Phil. | Phil., 37-20 | 61,630 |
| 1988 | Phil. | Phil., 24-23 | 66,309 |
| 1988 | Dallas | Phil., 23-7 | 46,131 |
| 1989 | Dallas | Phil., 27-0 | 54,444 |
| 1989 | Phil. | Phil., 20-10 | 59,842 |
| 1990 | Dallas | Phil., 21-20 | 62,605 |
| 1990 | Phil. | Phil., 17-3 | 63,895 |
| 1991 | Dallas | Phil., 24-0 | 62,656 |
| 1991 | Phil. | Dallas, 25-13 | 65,854 |
| 1992 | Phil. | Phil., 31-7 | 66,572 |
| 1992 | Dallas | Dallas, 20-10 | 65,012 |
| 1992* | Dallas | Dallas, 34-10 | 63,721 |
| 1993 | Phil. | Dallas, 23-10 | 61,912 |
| 1993 | Dallas | Dallas, 23-17 | 64,521 |
| 1994 | Dallas | Dallas, 24-13 | 64,703 |
| 1994 | Phil. | Dallas, 31-19 | 65,947 |
| 1995 | Dallas | Dallas, 34-12 | 64,876 |
| 1995 | Phil. | Phil., 20-17 | 66,198 |
| 1995* | Dallas | Dallas, 30-11 | 64,371 |
| 1996 | Phil. | Dallas, 23-19 | 67,201 |
| 1996 | Dallas | Phil., 31-21 | 64,952 |
| 1997 | Dallas | Dallas, 21-20 | 63,942 |
| 1997 | Phil. | Phil., 13-12 | 67,106 |

1998 Nov. 2 at Philadelphia

1998 Dec. 20 at Dallas

*NFC Divisional Playoffs

*NFC Championship Game

PHILADELPHIA EAGLES

| '97 Results (6-9-1) | | '98 Schedule | |
|---------------------|------------------|--------------|-----------------------|
| 17 | @ N.Y. Giants | 31 | Sep. 6 Seattle |
| 10 | Green Bay | 9 | Sep. 13 @ Atlanta |
| 20 | @ Dallas | 21 | Sep. 20 @ Arizona |
| 19 | @ Minnesota | 28 | Sep. 27 Kansas City |
| 24 | Washington | 10 | Oct. 4 @ Denver |
| 21 | @ Jacksonville | 38 | Oct. 11 Washington |
| 13 | Arizona (OT) | 10 | Oct. 18 @ San Diego |
| 13 | Dallas | 12 | Oct. 25 Open |
| 21 | @ Arizona | 31 | Nov. 2 Dallas |
| 10 | San Francisco | 24 | Nov. 8 Detroit |
| 10 | @ Baltimore (OT) | 10 | Nov. 15 @ Washington |
| 23 | Pittsburgh | 20 | Nov. 22 @ N.Y. Giants |
| 44 | Cincinnati | 42 | Nov. 29 @ Green Bay |
| 21 | N.Y. Giants | 31 | Dec. 3 St. Louis |
| 17 | @ Atlanta | 20 | Dec. 13 Arizona |
| 32 | @ Washington | 35 | Dec. 20 @ Dallas |
| 317 | | 372 | Dec. 27 N.Y. Giants |

Pittsburgh Steelers

(Dallas Leads Series, 15-13)

| Year | Site | Winner-Score | Att. |
|--------|--------|---------------|--------|
| 1960 | Dallas | Pitts., 35-28 | 30,000 |
| 1961 | Dallas | Dallas, 27-24 | 23,500 |
| 1961 | Pitts. | Pitts., 37-7 | 17,519 |
| 1962 | Dallas | Pitts., 30-28 | 19,478 |
| 1962 | Pitts. | Dallas, 42-27 | 23,106 |
| 1963 | Pitts. | Pitts., 27-21 | 19,047 |
| 1963 | Dallas | Pitts., 24-19 | 24,136 |
| 1964 | Pitts. | Pitts., 23-17 | 35,594 |
| 1964 | Dallas | Dallas, 17-14 | 35,271 |
| 1965 | Pitts. | Pitts., 22-13 | 37,804 |
| 1965 | Dallas | Dallas, 24-17 | 57,293 |
| 1966 | Dallas | Dallas, 52-21 | 58,453 |
| 1966 | Pitts. | Dallas, 20-7 | 42,185 |
| 1967 | Pitts. | Dallas, 24-21 | 39,641 |
| 1968 | Dallas | Dallas, 28-7 | 55,069 |
| 1969 | Pitts. | Dallas, 10-7 | 24,990 |
| 1972 | Dallas | Dallas, 17-13 | 65,682 |
| 1975* | Miami | Pitts., 21-17 | 80,187 |
| 1977 | Pitts. | Pitts., 28-13 | 49,761 |
| 1978** | Miami | Pitts., 35-31 | 78,656 |
| 1979 | Pitts. | Pitts., 14-3 | 50,199 |
| 1982 | Dallas | Pitts., 36-28 | 63,431 |
| 1985 | Dallas | Dallas, 27-13 | 62,932 |

Continued

**Pittsburgh Steelers, Cont.**

| | | | |
|--------|---------|---------------|--------|
| 1988 | Pitts. | Pitts., 24-21 | 56,813 |
| 1991 | Dallas | Dallas, 20-10 | 62,253 |
| 1994 | Pitts. | Dallas, 26-9 | 60,156 |
| 1995\$ | Arizona | Dallas, 27-17 | 76,347 |
| 1997 | Pitts. | Dallas, 37-7 | 60,396 |

*Super Bowl X, Jan. 18, 1976
 *Super Bowl XIII, Jan. 21, 1979
 \$Super Bowl XXX, Jan. 28, 1996

St. Louis Rams (Rams Lead Series, 13-12)

| Year | Site | Winner-Score | Att. |
|--------|--------|---------------|--------|
| 1960 | Dallas | L.A., 38-13 | 16,000 |
| 1962 | L.A. | Dallas, 27-17 | 26,907 |
| 1967 | Dallas | L.A., 35-13 | 75,229 |
| 1969 | L.A. | L.A., 24-23 | 79,105 |
| 1971 | Dallas | Dallas, 28-21 | 66,595 |
| 1973 | L.A. | L.A., 37-31 | 81,428 |
| 1973* | Dallas | Dallas, 27-16 | 64,291 |
| 1975 | Dallas | Dallas, 18-7 | 49,091 |
| 1975** | L.A. | Dallas, 37-7 | 84,483 |
| 1976* | Dallas | L.A., 14-12 | 62,436 |
| 1978 | L.A. | L.A., 27-14 | 65,749 |
| 1978** | L.A. | Dallas, 28-0 | 67,470 |
| 1979 | Dallas | Dallas, 30-6 | 64,462 |
| 1979* | Dallas | L.A., 21-19 | 64,792 |
| 1980 | L.A. | L.A., 38-14 | 62,548 |
| 1980\$ | Dallas | Dallas, 34-13 | 64,533 |
| 1981 | Dallas | Dallas, 29-17 | 64,649 |
| 1983\$ | Dallas | L.A., 24-17 | 43,521 |
| 1984 | L.A. | Dallas, 20-13 | 65,403 |
| 1985* | L.A. | L.A., 20-0 | 66,351 |
| 1986 | L.A. | L.A., 29-10 | 64,949 |
| 1987 | L.A. | Dallas, 29-21 | 60,700 |
| 1989 | Dallas | L.A., 35-31 | 46,100 |
| 1990 | L.A. | Dallas, 24-21 | 58,589 |
| 1992 | Dallas | L.A., 27-23 | 63,690 |

\$NFC Wild Card Game
 *NFC Division Playoff Game
 **NFC Championship Game

San Diego Chargers (Dallas Leads Series, 5-1)

| Year | Site | Winner-Score | Att. |
|------|-----------|------------------|--------|
| 1972 | San Diego | Dallas, 34-28 | 54,476 |
| 1980 | Dallas | Dallas, 42-31 | 60,639 |
| 1983 | San Diego | San Diego, 24-23 | 46,192 |
| 1986 | San Diego | Dallas, 24-21 | 55,622 |
| 1990 | Dallas | Dallas, 17-14 | 48,063 |
| 1995 | San Diego | Dallas, 23-9 | 62,664 |

San Francisco 49ers (San Francisco Leads Series 14-12-1)

| Year | Site | Winner-Score | Att. |
|--------|-----------|------------------|--------|
| 1960 | Dallas | San Fran., 26-14 | 10,000 |
| 1963 | San Fran. | San Fran., 31-24 | 29,563 |
| 1965 | Dallas | Dallas, 39-31 | 33,677 |
| 1967 | San Fran. | San Fran., 24-16 | 27,182 |
| 1969 | Dallas | Tie, 24-24 | 62,348 |
| 1970** | San Fran. | Dallas, 17-10 | 59,625 |
| 1971** | Dallas | Dallas, 14-3 | 66,311 |
| 1972 | Dallas | San Fran., 31-10 | 65,124 |
| 1972* | San Fran. | Dallas, 30-28 | 61,214 |
| 1974 | Dallas | Dallas, 20-14 | 50,018 |
| 1977 | San Fran. | Dallas, 42-35 | 55,848 |
| 1979 | San Fran. | Dallas, 21-13 | 56,728 |
| 1980 | Dallas | Dallas, 59-14 | 63,399 |
| 1981 | San Fran. | San Fran., 45-14 | 57,574 |
| 1981** | San Fran. | San Fran., 28-27 | 60,525 |
| 1983 | San Fran. | San Fran., 42-17 | 59,957 |
| 1985 | San Fran. | San Fran., 31-16 | 60,114 |
| 1989 | Dallas | San Fran., 31-14 | 61,077 |
| 1990 | Dallas | San Fran., 24-6 | 62,966 |
| 1992** | San Fran. | Dallas, 30-20 | 64,920 |
| 1993 | Dallas | Dallas, 26-17 | 65,099 |
| 1993** | Dallas | Dallas, 38-21 | 64,902 |

Continued

San Francisco 49ers, Cont.

| | | | |
|--------|-----------|--------------------|--------|
| 1994 | San Fran. | San Fran., 21-14 | 69,014 |
| 1994** | San Fran. | San Fran., 38-28 | 69,125 |
| 1995 | Dallas | San Fran., 38-20 | 65,180 |
| 1996 | San Fran. | Dallas, 20-17 (OT) | 68,919 |
| 1997 | San Fran. | San Fran., 17-10 | 68,657 |

*NFC Divisional Playoff Game
 **NFC Championship Game

Seattle Seahawks (Dallas Leads Series, 4-1)

| Year | Site | Winner-Score | Att. |
|------|---------|----------------|--------|
| 1976 | Seattle | Dallas, 28-13 | 62,027 |
| 1980 | Dallas | Dallas, 51-7 | 57,540 |
| 1983 | Seattle | Dallas, 35-10 | 63,352 |
| 1986 | Dallas | Seattle, 31-14 | 58,023 |
| 1992 | Dallas | Dallas, 27-0 | 62,311 |

1998 Nov. 22 at Dallas

SEATTLE SEAHAWKS

| '97 Results (8-8) | | '98 Schedule | |
|-------------------|--------------------|--------------|-----------------------|
| 3 | N.Y. Jets | 41 | Sep. 6 @ Philadelphia |
| 14 | Denver | 35 | Sep. 13 Arizona |
| 31 | @ Indianapolis | 3 | Sep. 20 Washington |
| 26 | San Diego | 22 | Sep. 27 @ Pittsburgh |
| 17 | @ Kansas City (OT) | 20 | Oct. 4 @ Kansas City |
| 16 | Tennessee | 13 | Oct. 11 Denver |
| 17 | @ St. Louis | 9 | Oct. 18 Open |
| 45 | Oakland | 34 | Oct. 25 @ San Diego |
| 27 | @ Denver | 30 | Nov. 1 Oakland |
| 37 | @ San Diego | 31 | Nov. 8 Kansas City |
| 17 | @ New Orleans (OT) | 20 | Nov. 15 @ Oakland |
| 14 | Kansas City | 19 | Nov. 22 @ Dallas |
| 17 | Atlanta | 24 | Nov. 29 Tennessee |
| 24 | @ Baltimore | 31 | Dec. 6 @ N.Y. Jets |
| 22 | @ Oakland | 21 | Dec. 13 San Diego |
| 38 | San Francisco | 9 | Dec. 20 Indianapolis |
| 365 | | 362 | Dec. 27 @ Denver |

Tampa Bay Buccaneers (Dallas Leads Series, 8-0)

| Year | Site | Winner-Score | Att. |
|--------|--------|--------------------|--------|
| 1977 | Dallas | Dallas, 23-7 | 55,316 |
| 1980 | Dallas | Dallas, 28-17 | 62,750 |
| 1981* | Dallas | Dallas, 38-0 | 64,848 |
| 1982 | Dallas | Dallas, 14-9 | 49,578 |
| 1982** | Dallas | Dallas, 30-17 | 65,042 |
| 1983 | Dallas | Dallas, 27-24 (OT) | 63,308 |
| 1990 | Dallas | Dallas, 14-10 | 60,076 |
| 1990 | Tampa | Dallas, 17-13 | 68,315 |

*NFC Divisional Playoff
 **Super Bowl Tournament

Tennessee Oilers (Dallas Leads Series, 5-4)

| Year | Site | Winner-Score | Att. |
|------|---------|---------------------|--------|
| 1970 | Dallas | Dallas, 52-10 | 50,504 |
| 1974 | Houston | Dallas, 10-0 | 49,775 |
| 1979 | Dallas | Houston, 30-24 | 63,887 |
| 1982 | Houston | Dallas, 37-7 | 51,808 |
| 1985 | Houston | Dallas, 17-10 | 49,686 |
| 1988 | Dallas | Houston, 25-17 | 50,845 |
| 1991 | Houston | Houston, 26-23 (OT) | 63,001 |
| 1994 | Dallas | Dallas, 20-17 | 64,402 |
| 1997 | Dallas | Tennessee, 27-14 | 63,421 |

Washington Redskins (Dallas Leads Series 41-33-2)

| Year | Site | Winner-Score | Att. |
|------|--------|---------------|--------|
| 1960 | Wash. | Wash., 26-14 | 21,142 |
| 1961 | Dallas | Tie, 28-28 | 17,500 |
| 1961 | Wash. | Wash., 34-24 | 21,451 |
| 1962 | Dallas | Tie, 35-35 | 15,730 |
| 1962 | Wash. | Dallas, 38-10 | 49,888 |
| 1963 | Wash. | Wash., 21-17 | 40,101 |

Continued



Washington Redskins, Cont.

| | | | |
|-------|--------|-------------------|--------|
| 1963 | Dallas | Dallas, 35-20 | 18,838 |
| 1964 | Dallas | Dallas, 24-18 | 25,158 |
| 1964 | Wash. | Wash., 28-16 | 49,219 |
| 1965 | Dallas | Dallas, 27-7 | 61,577 |
| 1965 | Wash. | Wash., 34-31 | 50,205 |
| 1966 | Wash. | Dallas, 31-30 | 50,927 |
| 1966 | Dallas | Wash., 34-31 | 64,198 |
| 1967 | Wash. | Dallas, 17-14 | 50,566 |
| 1967 | Dallas | Wash., 27-20 | 75,538 |
| 1968 | Dallas | Dallas, 29-20 | 66,076 |
| 1968 | Wash. | Dallas, 44-24 | 50,816 |
| 1969 | Wash. | Dallas, 41-28 | 50,474 |
| 1969 | Dallas | Dallas, 20-10 | 56,924 |
| 1970 | Wash. | Dallas, 45-21 | 50,415 |
| 1970 | Dallas | Dallas, 34-0 | 57,936 |
| 1971 | Dallas | Wash., 20-16 | 72,000 |
| 1971 | Wash. | Dallas, 13-0 | 53,041 |
| 1972 | Wash. | Wash., 24-20 | 53,039 |
| 1972 | Dallas | Dallas, 34-24 | 65,136 |
| 1972* | Wash. | Wash., 26-3 | 53,129 |
| 1973 | Wash. | Wash., 14-7 | 54,314 |
| 1973 | Dallas | Dallas, 27-7 | 64,458 |
| 1974 | Wash. | Wash., 28-21 | 54,395 |
| 1974 | Dallas | Dallas, 24-23 | 63,243 |
| 1975 | Wash. | Wash., 30-24 (OT) | 55,004 |
| 1975 | Dallas | Dallas, 31-10 | 61,091 |
| 1976 | Wash. | Dallas, 20-7 | 55,004 |
| 1976 | Dallas | Wash., 27-14 | 59,916 |
| 1977 | Dallas | Dallas, 34-16 | 62,115 |
| 1977 | Wash. | Dallas, 14-7 | 55,031 |
| 1978 | Wash. | Wash., 9-5 | 55,031 |
| 1978 | Dallas | Dallas, 37-10 | 64,905 |
| 1979 | Wash. | Wash., 34-20 | 55,031 |
| 1979 | Dallas | Dallas, 35-34 | 62,867 |
| 1980 | Wash. | Dallas, 17-3 | 55,045 |
| 1980 | Dallas | Dallas, 14-10 | 58,809 |
| 1981 | Wash. | Dallas, 26-10 | 55,045 |
| 1981 | Dallas | Dallas, 24-10 | 64,583 |
| 1982 | Wash. | Dallas, 24-10 | 54,633 |
| 1982* | Wash. | Wash., 31-17 | 55,045 |
| 1983 | Wash. | Dallas, 31-30 | 55,045 |
| 1983 | Dallas | Wash., 31-10 | 65,074 |
| 1984 | Wash. | Wash., 34-14 | 55,431 |
| 1984 | Dallas | Wash., 30-28 | 64,286 |
| 1985 | Dallas | Dallas, 44-14 | 62,292 |
| 1985 | Wash. | Dallas, 13-7 | 55,750 |
| 1986 | Dallas | Dallas, 30-6 | 63,264 |


Washington Redskins, Cont.

| | | | |
|------|--------|---------------|--------|
| 1986 | Wash. | Wash., 41-14 | 55,642 |
| 1987 | Dallas | Wash., 13-7 | 60,415 |
| 1987 | Wash. | Wash., 24-20 | 54,882 |
| 1988 | Dallas | Wash., 35-17 | 63,235 |
| 1988 | Wash. | Dallas, 24-17 | 51,526 |
| 1989 | Dallas | Wash., 30-7 | 63,200 |
| 1989 | Wash. | Dallas, 13-3 | 53,187 |
| 1990 | Wash. | Wash., 19-15 | 53,804 |
| 1990 | Dallas | Dallas, 27-17 | 60,355 |
| 1991 | Dallas | Wash., 33-31 | 63,025 |
| 1991 | Wash. | Dallas, 24-21 | 55,561 |
| 1992 | Dallas | Dallas, 23-10 | 63,538 |
| 1992 | Wash. | Wash., 20-17 | 56,437 |
| 1993 | Wash. | Wash., 35-16 | 53,345 |
| 1993 | Dallas | Dallas, 38-3 | 64,497 |
| 1994 | Wash. | Dallas, 34-7 | 55,394 |
| 1994 | Dallas | Dallas, 31-7 | 64,644 |
| 1995 | Wash. | Wash., 27-23 | 55,489 |
| 1995 | Dallas | Wash., 24-17 | 64,866 |
| 1996 | Dallas | Dallas, 21-10 | 64,955 |
| 1996 | Wash. | Wash., 37-10 | 56,454 |
| 1997 | Wash. | Wash., 16-21 | 76,159 |
| 1997 | Dallas | Dallas, 17-14 | 64,559 |

1998 Oct. 4 at Washington
1998 Dec. 27 at Dallas

| WASHINGTON REDSKINS | | | |
|---------------------|------------------|--------------|------------------------|
| '97 Results (8-7-1) | | '98 Schedule | |
| 24 | @ Carolina | 10 | Sep. 6 @ N.Y. Giants |
| 13 | @ Pittsburgh | 14 | Sep. 14 San Francisco |
| 19 | Arizona (OT) | 13 | Sep. 20 @ Seattle |
| 24 | Jacksonville | 12 | Sep. 27 Denver |
| 10 | @ Philadelphia | 24 | Oct. 4 Dallas |
| 21 | Dallas | 16 | Oct. 11 @ Philadelphia |
| 14 | @ Tennessee | 28 | Oct. 18 @ Minnesota |
| 17 | Baltimore | 20 | Oct. 25 Open |
| 31 | @ Chicago | 8 | Nov. 1 N.Y. Giants |
| 30 | Detroit | 7 | Nov. 8 @ Arizona |
| 14 | @ Dallas | 17 | Nov. 15 Philadelphia |
| 7 | N.Y. Giants (OT) | 7 | Nov. 22 Arizona |
| 20 | St. Louis | 23 | Nov. 29 @ Oakland |
| 38 | @ Arizona | 28 | Dec. 6 San Diego |
| 10 | @ N.Y. Giants | 30 | Dec. 13 @ Carolina |
| 35 | Philadelphia | 32 | Dec. 19 Tampa Bay |
| 327 | | 289 | Dec. 27 @ Dallas |

Continued



Cornerback
Kevin Smith




Ring of Honor

The Cowboys honor former players and coaches who made outstanding contributions to the club by inducting them into the Ring of Honor at Texas Stadium. Their names and the years of service are prominently displayed in silver on the wall above the Cowboys' bench at Texas Stadium. Members of the Cowboys' Ring of Honor:



TONY DORSETT

TONY DORSETT, running back, 1977-87. Tony Dorsett finished his career as the second leading rusher in NFL history and played in five NFC Championship Games, two Super Bowls and four Pro Bowls. After guiding the University of Pittsburgh to the 1976 national title and claiming the Heisman Trophy, Dorsett captured rookie of the year honors in 1977. He also holds the NFL record with a 99-yard touchdown run. Inducted into the Ring of Honor in 1994, Dorsett was also elected to the Pro Football Hall of Fame in 1994.



CHUCK HOWLEY

CHUCK HOWLEY, linebacker, 1961-73. When Chuck Howley retired in 1973, Tom Landry said "I don't know that I've seen anybody better at linebacker than Howley." A six-time All-Pro, Howley was the most valuable player in Super Bowl V. The Cowboys traded for Howley, who was drafted by Chicago in 1958. He was an All-America center at West Virginia. A six-time Pro Bowl selection, Howley was added to the Ring of Honor in 1977.



LEE ROY JORDAN

LEE ROY JORDAN, linebacker, 1963-76. The inspirational leader of the Cowboys' first championship teams was Lee Roy Jordan. The Cowboys' first-round draft choice in 1963 following an All-America career at Alabama, Jordan anchored the "Doomsday Defense" from his middle linebacker position for 14 years. He was named to the Pro Bowl five times and All-Pro twice. Jordan was inducted into the Ring of Honor in 1989.




TOM LANDRY

TOM LANDRY, Head Coach, 1960-88. The first head coach of the Cowboys, Tom Landry led Dallas to two Super Bowl wins and five NFC titles in his 29 years at the Cowboys helm. He compiled a career record of 270-178-6, the third most wins in NFL history, and was elected to the Pro Football Hall of Fame in 1990. Landry was inducted into the Ring of Honor in 1993.



BOB LILLY

BOB LILLY, defensive tackle, 1961-74. Nicknamed "Mr. Cowboy," Bob Lilly was the franchise's first draft choice in 1961, the first name in the Ring of Honor in 1975 and its first inductee into the Pro Football Hall of Fame in 1980. A seven-time All-Pro, Lilly was named to a club-record 11 Pro Bowls. He was a two-time All-SWC pick and an All-America at Texas Christian University before being drafted by Dallas.




DON MEREDITH

DON MEREDITH, quarterback, 1960-68. Don Meredith led the Cowboys to their first winning season and their first NFL Championship Game in 1966. Signed by Clint Murchison, Jr. before Dallas was granted its NFL franchise, "Dandy Don" played in two Pro Bowls and was named NFL Player of the Year in 1966. A two-time All-America at SMU, Don's name was added to the Cowboys' Ring of Honor in 1976.




DON PERKINS

DON PERKINS, running back, 1961-68. Don Perkins was the first Cowboys player to rush for more than 6,000 yards. A six-time Pro Bowl selection, Perkins finished among the top 10 NFL rushers in each of his eight seasons. He was named NFL Rookie of the Year in 1961 and All-Pro in 1962. Perkins was signed before Dallas was granted its NFL franchise. A three-time All-Skyline pick at New Mexico, he was inducted into the Ring of Honor in 1976.




MEL RENFRO

MEL RENFRO, defensive back, 1964-77. Mel Renfro was named to the Pro Bowl his first 10 seasons in the NFL. He is the club's all-time interceptor with 52 and kickoff returner with a 26.4-yard career average. Renfro was drafted in the second round in 1964 after a career as an All-America halfback and world class sprinter at Oregon. A five-time All-Pro, Renfro was inducted into the Ring of Honor in 1981.

**ROGER STAUBACH**

ROGER STAUBACH, quarterback, 1969-79. Roger Staubach led the Cowboys to six NFC Championship Games, four Super Bowls and two Super Bowl titles. A great clutch performer, Staubach led Dallas to comeback victories 23 times, 14 in the last two minutes or overtime. A five-time Pro Bowler, he was drafted by Dallas in 1964 after winning the Heisman Trophy and Maxwell Award at the Naval Academy. Inducted into the Ring of Honor in 1983, Roger was elected to the Pro Football Hall of Fame in 1985.

**RANDY WHITE**

RANDY WHITE, defensive tackle, 1975-88. A nine-time Pro Bowler during his 14 years with Dallas, Randy White established a club-record with eight straight All-Pro selections. White was co-MVP (with teammate Harvey Martin) in the Cowboys' Super Bowl XII victory over Denver. A consensus All-America defensive end for Maryland in 1974, White won both the Outland Trophy and the Vince Lombardi Awards. Inducted into the Ring of Honor in 1994, Randy was also elected to the Pro Football Hall of Fame in 1994.

*Ring of Honor and Hall of Fame running back Tony Dorsett*



Cowboys in the Hall of Fame

Seven members of the Pro Football Hall of Fame in Canton, Ohio, have been elected based on their accomplishments with the Cowboys—Bob Lilly in 1980, Roger Staubach in 1985, Tom Landry in 1990, Tex Schramm in 1991, Tony Dorsett and Randy White in 1994 and Mel Renfro in 1996.



Bob Lilly

Lilly, the first college player ever drafted by the Cowboys, was selected to play in the Pro Bowl 11 times while playing for Dallas from 1961 to 1974. Lilly came to the Cowboys after a collegiate career at Texas Christian University.

Staubach, known as "Captain Comeback" to Dallas fans, quarterbacked the Cowboys to four NFC Championships and victories in Super Bowl VI and XII. Staubach, a native of Cincinnati and a graduate of the U.S. Naval Academy, played for Dallas from 1969 to 1979.



Roger Staubach



Tom Landry

Tom Landry compiled an overall record of 270-178-6 with two World Championships as the head coach of the Cowboys from 1960 to 1988. Landry helped build the Cowboys into "America's Team" along with Tex Schramm, who served as the team's president and general manager from 1960 to 1989.

Dorsett, the Cowboys all-time leading rusher, stands third all-time on the NFL's career rushing list with 12,739 yards. Dorsett, the 1976 Heisman Trophy winner from the University of Pittsburgh, played with Dallas from 1977 to 1987.



Tex Schramm



Tony Dorsett

White, a nine-time Pro Bowler during his 14 year career with Dallas, was co-MVP of Super Bowl XII in the Cowboys 27-10 win over Denver. White joined the Cowboys as a first-round draft choice in 1975 and played for Dallas from 1975 to 1988.



Randy White

Renfro, a Pro Bowler in each of his first 10 seasons in the NFL, is the club's all-time interceptor with 52. He also holds the club record for career kickoff return average at 26.4 yards. Renfro joined the Cowboys as a second-round draft choice in 1964 and played for Dallas from 1964 to 1977.



Mel Renfro



Historical Highlights

1960

LANDRY HIRED — Clint Murchison, Jr., and Bedford Wynne sign N.Y. Giants defensive assistant Tom Landry to a personal services contract on Dec. 27, 1959, with the intention of naming him head coach once they are awarded an expansion franchise by the NFL.

NFL FRANCHISE — Clint Murchison, Jr., and Bedford Wynne were awarded an expansion franchise in the NFL at the annual league meeting in Miami Beach, Fla. The Cowboys were to play as a "swing" team, playing every other team one time during the first season, although listed in the Western Conference standings (January 28).

COWBOYS STOCKED — A player pool was set up in the league meeting in Los Angeles, with each of 12 NFL teams freezing 25 names on its roster and the Cowboys allowed to pick three from each team for a total of 36 veterans. Dallas, once given the list, had to select its 36 players within 24 hours (March 13).

TRAINING STARTS — Rookies report to first Cowboys camp at Pacific University in Forest Grove, Oregon (July 9).

FIRST PRE-SEASON GAME — The Cowboys, less than six months in existence, get their first test and drop a 16-10 preseason game to San Francisco in Seattle (August 6).

FIRST HOME GAME — In their Dallas debut, in the Salesmanship Club preseason game, the Cowboys led the world champion Baltimore Colts into the final minute before a 62-yard pass from Johnny Unitas to Lenny Moore gave the Colts a 14-10 victory (August 19).

FIRST VICTORY — In a preseason game at Louisville, KY, the Cowboys beat New York's Giants, 14-3, with Frank Clarke catching touchdown passes for 73 yards (Eddie LeBaron) and 74 yards (Don Meredith) (August 27).

FIRST LEAGUE GAME — In their first league game, Dallas fell to Pittsburgh, 35-28, with Bobby Layne leading a fourth-period Steelers rally (Sept. 24, Saturday night).

STREAK SNAPPED — Dallas snaps a 10-game loss streak by tying New York, 31-31, at Yankee Stadium (Dec. 4).

1961

TRAINING STARTS — Rookies launch training at new campsite — St. Olaf College in Northfield, Minn. (July 9).

FIRST LEAGUE WIN — Scoring ten points in the final 56 seconds, the Cowboys score their first NFL victory, 27-24, over Pittsburgh in the '61 league opener in the Cotton Bowl. Allen Green's 27-yard field goal on the game's final play won it before 23,500 (Sept. 17).

1962

TRAINING STARTS — Team begins training at new campsite — Northern Michigan College in Marquette, Mich. (July 13).

PENALTY HISTORY — For the first time in anyone's memory in an NFL game, points were awarded for a penalty. The Cowboys were detected holding in the end zone on a 99-yd. TD pass from LeBaron to Clarke, and Pittsburgh was awarded a safety. The Steelers eventually won, 30-28 (Sept. 23).

100-YARD FIRSTS — Cowboys' Amos Marsh returned a kickoff 101 yards and Mike Gaechter returned a pass interception 100 yards, both plays for fourth-quarter TDs in a 41-19 win over Philadelphia in Dallas. It was the first time in NFL history that two 100-yard runs had been made in the same game, much less by the same team in the same quarter (Oct. 14).

1963

SHIFT TO KANSAS CITY — The rival Dallas Texans of the AFL announce they are moving the franchise to Kansas City (Feb. 8).

CALIFORNIA TRAINING SITE — The Cowboys open training at California Lutheran College in Thousand Oaks, Calif. (July 12).

HOWTON SETS RECORD — Bill Howton broke Don Hutson's all-time receiving mark with a 14-yard catch against Washington (there). Hutson's record was 7,991 yards and the catch gave Howton an even 8,000 yards (Sept. 29).

1964

LANDRY CONTRACT — With one year to go on his original contract, Tom Landry is signed to a 10-year extension, in effect giving him an 11-year pact, possibly the longest in major pro sports history (Feb. 5).

THE HISTORY



1965

FIRST SELLOUT — An overflow crowd of 76,251 jams the Cotton Bowl for the Cleveland game, notching the team's first home sellout. Cleveland won, 24-17 (Nov. 21).

1966

PLAYOFF BOWL — After defeating New York, 38-20, in the season finale (and winning five of their last seven games) to get into the Playoff Bowl at Miami, the Cowboys fall to Baltimore, 35-3 (Jan. 15).

MERGER — Peace comes to pro football with Cowboys General Manager Tex Schramm completing two months of negotiations with AFL's Lamar Hunt, merging the two leagues under the NFL banner (June 8).

SCHRAMM ELEVATED — Texas E. Schramm, Vice-President and General Manager of the Cowboys from the beginning, was named President of the club by Owner Clint Murchison, Jr., who retained the title of Chairman of the Board.

NEELY CASE SOLVED — Dallas and Houston reached agreement in the Ralph Neely case. Neely remained with Dallas with Houston receiving the Cowboys Nos. 1, 2 and two fifth round picks in the 1967 draft (Nov. 17).

THE CHAMPIONSHIP — The Cowboys won their first championship, capturing the Eastern Conference title with a 10-3-1 record, but lost the NFL Championship Game to Green Bay, 34-27.

1967

TEXAS STADIUM — On Dec. 23, Owner Clint Murchison, Jr., formally announced plans to build Texas Stadium in suburban Irving. The stadium, to be financed through a bond-option plan, would be ready for the 1970 season. The stadium would seat a minimum of 58,000.

SECOND CHAMPIONSHIP — Under the NFL's new format, the Cowboys easily won the Capitol Division and defeated Cleveland, Century Division winner, 52-14, in the Cotton Bowl for the Eastern conference championship. However, on Dec. 31 in Green Bay, the Cowboys lost their second bid for an NFL title, falling to the Packers, 21-17, in the 13 degree below weather.

1968

WIN CAPITOL — For the second straight year the Cowboys won the Capitol Division, but for the first time in three years the Cowboys did not win the Eastern Championship, being upset at Cleveland, 31-20, on Dec. 21. Dallas won the Runner-Up Bowl over Minnesota, 17-13.

1969

TEXAS STADIUM — Ground was broken for Texas Stadium in suburban Irving on January 25, and on June 29 Bert Rose was named general manager of the stadium.

ORIGINALS RETIRE — An era ended for the Cowboys in July. On July 5th at a press conference in Dallas, quarterback Don Meredith, the last of the original Cowboys, announced his retirement. Then, on July 18th, the day the veterans were to report to training camp, all-time rushing great Don Perkins officially retired.

REPEAT CAPITOL WINS — Once again the Cowboys rolled to the Capitol Division Championship with an 11-2-1 season. However, the Cowboys failed to win the Eastern Championship when on Dec. 28, the Cowboys lost to Cleveland, 38-14, in the Cotton Bowl.

1970

FIVE STRAIGHT PLAYOFFS — The Cowboys won their last five games to finish 10-4, claim the Eastern Division championship and make the playoffs for the fifth year in a row. They defeated Detroit, 5-0, in the opening round to get a shot at the National Conference championship.

FIRST NFC TITLE — The Cowboys captured the biggest prize of their 11-year history on Jan. 3 when they downed San Francisco, 17-10, for the NFC crown. A 16-13 loss to Baltimore in the Super Bowl Jan. 17 left Dallas with one major goal still unrealized.

1971

TEXAS STADIUM — The Cowboys opened a new era in their sparkling Irving, Tex., home with a 44-21 victory over the New England Patriots on Oct. 24. Duane Thomas scored the first touchdown in the new stadium, a 56-yard run just two minutes and 16 seconds after the opening kickoff. Attendance was 65,708.

SIX STRAIGHT PLAYOFFS — The Cowboys won their last seven games to finish 11-3, claim the Eastern Division championship and make the playoffs for the sixth year in a row. They defeated Minnesota, 20-12, in the opening round.



SECOND NFC TITLE — For the second consecutive year, the Cowboys met the San Francisco 49ers in the National Conference showdown. This time Dallas won 14-13, to qualify for its second straight Super Bowl.

FIRST WORLD CHAMPIONSHIP — The Cowboys downed the Miami Dolphins, 24-3, to win Super Bowl VI in New Orleans on Jan. 16. It was the 10th victory in a row for Dallas as Roger Staubach passed for two touchdowns and was named the game's Most Valuable Player.

1972

FIRST 1,000-YARD BACK — Calvin Hill became the first Dallas player to rush for 1,000 yards when he gained 111 on Dec. 9 against the Washington Redskins in Texas Stadium. Hill wound up with 1,036 yards for the season on a record 245 carries.

SEVEN STRAIGHT PLAYOFFS — The Cowboys qualified for the NFL playoffs a record seventh consecutive year, their 10-4 record earning them the National Conference Wild Card berth. Roger Staubach passed for two touchdowns in the last 1:30 to give the Cowboys a 30-28 victory at San Francisco in the first round. Then, at Washington on New Year's Eve, Dallas was foiled in its bid for a third straight NFL title with the Redskins win, 16-3.

1973

100 VICTORIES — The Cowboys and Coach Tom Landry recorded their 100th victory with a 40-3 Texas Stadium win over the New Orleans Saints on Sept. 24. Landry ended the season with a career mark of 108-80-6 to rank ninth on the list of the NFL's all-time winningest coaches.

EIGHT STRAIGHT PLAYOFFS — The Cowboys regained the NFC Eastern Division title with a 10-4 record and broke their own NFL record by reaching the playoffs for the eighth year in a row. Dallas defeated the Western Division champion Los Angeles Rams in the first round, 27-16, but fell to Central Division winner Minnesota in the NFC Championship Game, 27-10.

1974

FIRST TOP DRAFT CHOICE — For the first time in their history, the Cowboys had the very first choice in the NFL Draft. The No. 1 pick came to Dallas from Houston in exchange for Tody Smith and Billy Parks. The Cowboys selected Ed "Too Tall" Jones, a 6-9, 260-pound defensive end from Tennessee State.

PLAYOFFS MISSED — The Cowboys' record breaking string of eight straight years in the NFL playoffs was broken when the club's 8-6 record failed to qualify.

1975

LILLY HONORED — "Mr. Cowboy" was honored on Bob Lilly Day at Texas Stadium at halftime of the Philadelphia game on Nov. 23. It was first such recognition ever given to a Dallas player. Lilly never missed a game in 14 years with the Cowboys, earning All-Pro honors seven times at defensive tackle before retiring prior to the '75 season.

TEN STRAIGHT WINNING SEASONS — The Cowboys' 10-4 record earned them the NFC Wild Card berth in the playoffs. The composite record over 10 straight winning seasons was 101-37-2.

THIRD NFC TITLE — After shocking Minnesota in the first round, 17-14, on Roger Staubach's 50-yard "Hail Mary" pass to Drew Pearson, the Cowboys traveled to Los Angeles for the NFC showdown. Staubach threw four touchdown passes, three to Preston Pearson, and Dallas won, 37-7. Pittsburgh won Super Bowl X on Jan. 18 in Miami, 21-17.

1976

MEREDITH, PERKINS HONORED — Former Cowboys greats Don Meredith and Don Perkins joined Bob Lilly in the Ring of Honor at Texas Stadium during halftime ceremonies at the New York Giants game on Nov. 7.

ELEVEN STRAIGHT WINNING SEASONS — The Cowboys won the NFC Eastern Division title with their 11-3 record, giving them their 11th straight winning season and 10th playoff berth in that period. A 14-12 first round loss to Los Angeles — the first time Dallas had lost in the first round under the current playoff setup — ended the season.

1977

HOWLEY HONORED — Former All-Pro linebacker Chuck Howley, a Cowboy from 1961 through 1973, became the fourth member of the Ring of Honor. Howley was honored during ceremonies at halftime of the Detroit Lions game on Oct. 30.

TWELVE STRAIGHT WINNING SEASONS — Getting off to an 8-0 start, their best ever, the Cowboys rolled to a 12-2 record, the championship of the NFC East, and their 12th consecutive winning season. They opened their 11th visit to the playoffs in those 12 years with a 37-7 first-round victory over the Chicago Bears at Texas Stadium.



FOURTH NFC TITLE — Dallas crushed the Minnesota Vikings at Texas Stadium, 23-6, for National Conference crown No. 4 and the right to meet the Denver Broncos in Super Bowl XII.

SECOND WORLD CHAMPIONSHIP — The Cowboys stopped the Denver Broncos, 27-10, to win Super Bowl XII in New Orleans on January 15, 1978. In the process, Dallas tied Minnesota for most Super Bowl appearances (four) and Green Bay, Miami and Pittsburgh for most Super Bowl victories (two). Defensive linemen Harvey Martin and Randy White were named co-Most Valuable Players in the game.

1978

THIRTEEN STRAIGHT WINNING SEASONS — After a mediocre 6-4 start, the Cowboys won six straight games to finish the expanded regular season with a 12-4 record and their 10th division crown. It marked the Cowboys' 13th consecutive winning season and 12th trip to the playoffs in that span. Dallas rallied to beat Atlanta 27-20 in a divisional playoff at Texas Stadium, sending the Cowboys to their seventh NFC championship game in the past nine years.

FIFTH NFC TITLE — Dallas shut out the Rams in Los Angeles 28-0 in the National Conference title game to advance to the Super Bowl a record fifth time, including three of the last four. In the first Super Bowl rematch, Pittsburgh edged the Cowboys 35-31 for the NFL championship on Jan. 21 in Miami's Orange Bowl.

1978

TWENTIETH ANNIVERSARY — The Cowboys celebrated their 20th anniversary season at halftime of the St. Louis Cardinals game at Texas Stadium on Oct. 21. Stars from each of those 20 seasons plus Coach Tom Landry were introduced during the halftime ceremonies.

FOURTH STRAIGHT NFC EAST TITLE — Rallying from a mid-season slump, the Cowboys won their final three games to finish with an 11-5 record, their 11th division championship, including the past four NFC East titles, and 14th consecutive winning season. The Cowboys made their 13th trip to the playoffs in those 14 years, but were eliminated by Los Angeles 21-19 in a divisional playoff at Texas Stadium.

1980

STAUBACH RETIRES — At a press conference at Texas Stadium on March 31, quarterback Roger Staubach announced his retirement after 11 record-breaking years with the Cowboys. Staubach held all major Cowboys' passing records and was the all-time leading NFL passer.

LILLY ENTERS HALL OF FAME — Bob Lilly, a seven-time All-Pro defensive tackle in his 14-year career with the Cowboys from 1961-74, became the first Cowboys' player to be inducted into the Pro Football Hall of Fame. Enshrined along with Lilly on Aug. 2 at Canton, Ohio, were Herb Adderley, who played for the Cowboys from 1970-71, Jim Otto and Deacon Jones.

FIFTEEN STRAIGHT WINNING SEASONS — Behind new starting quarterback Danny White, the Cowboys rolled to their 15th consecutive winning season with a surprising 12-4 record, tied for best in the league with Philadelphia and Atlanta. The Cowboys lost the NFC East title to Philadelphia on a tie-breaker, but entered the playoffs for the 14th time in 15 years, this time as a wild card team. The Cowboys beat Los Angeles 34-13 at Texas Stadium in the NFC Wild Card Game and rallied past the Falcons at Atlanta 30-27 to advance to the NFC Championship Game at Philadelphia. But the Cowboys lost 20-7 in their bid for a sixth Super Bowl appearance.

LANDRY'S 200TH VICTORY — Tom Landry joined George Halas and Curly Lambeau as the only coaches with 200 NFL victories when the Cowboys beat Los Angeles 34-13 on Dec. 28 at Texas Stadium in the NFC Wild Card Game, raising Landry's record to 200-119-6, counting regular season and playoff games.

1981

RENFRO HONORED — Former All-Pro defensive back Mel Renfro, the Cowboys' all-time leading pass interceptor, became the fifth member of the Cowboys' Ring of Honor. Renfro, who played for Dallas from 1964 through 1977, was honored during halftime ceremonies of the Cowboys-Miami Dolphins game at Texas Stadium Oct. 25.

TWELFTH DIVISION CHAMPIONSHIP — The Cowboys regained the NFC Eastern Division Championship, their 12th division title since 1966, with a 12-4 record and tied Oakland's NFL mark of 16 consecutive winning seasons. Entering the playoffs for the 15th time in that span, the Cowboys advanced to the NFC Championship Game for the ninth time in 12 years by routing Tampa Bay 38-0 at Texas Stadium. But for the second year in a row Dallas lost the conference title game. San Francisco scored a last-minute touchdown at Candlestick Park to edge the Cowboys 28-27 for a berth in Super Bowl XVI.



1982

200TH REGULAR-SEASON VICTORY — The Cowboys beat Washington 24-10 at RFK Stadium on Dec. 5 for the club's and Coach Tom Landry's 200th regular season victory.

SEVENTEEN STRAIGHT WINNING SEASONS — The Cowboys finished the strike-shortened regular season with a 6-3 record to establish an NFL record of 17 consecutive winning seasons. Entering the playoffs for a record-tying eighth straight year and for the 16th time in 17 years, the Cowboys beat Tampa Bay 30-17 and Green Bay 37-26, both at Texas Stadium, to advance to the NFC Championship Game for the third year in a row. But again the Cowboys come up short, losing 31-17 at Washington.

1983

STAUBACH HONORED — Former quarterback Roger Staubach, who led the Cowboys to four Super Bowls, became the sixth member of the Ring of Honor during halftime ceremonies of the Cowboys-Tampa Bay game on Oct. 9.

NEW HEADQUARTERS — Ground was broken on Nov. 29 for the Cowboys' new headquarters and training facility at The Valley Ranch in northwest Dallas County.

EIGHTEEN STRAIGHT WINNING SEASONS — The Cowboys extended their NFL record to 18 consecutive winning seasons with a 12-4 finish. The club also set a league record with its ninth straight playoff appearance, qualifying as a wild card entry. The Los Angeles Rams eliminated the Cowboys from the playoffs, however, with a 24-17 upset victory at Texas Stadium in the NFC Wild Card Game on Dec. 26.

1984

SILVER SEASON — The Cowboys kicked off their 25th anniversary with a news conference at Texas Stadium on Jan. 27. President Tex Schramm announced the Cowboys would celebrate their 25th anniversary during 1984 under the theme "Silver Season."

OWNERSHIP CHANGES HANDS — The sale of the Cowboys from the Murchison family to an 11-member limited partnership headed by Dallas businessman H.R. "Bum" Bright was approved by NFL owners on March 19 at the league's annual meeting in Honolulu. The sale was completed on May 18.

NINETEEN STRAIGHT WINNING SEASONS — The Cowboys defeated the Eagles 26-10 in Philadelphia to extend their NFL record to 19 consecutive winning seasons. The Cowboys finished 9-7 and missed the playoffs for the first time in 10 years and only the second time in 19 years.

1985

STAUBACH ENTERS HALL OF FAME — Roger Staubach, the master of the comeback victory during his 11-year career as a Cowboys quarterback, was inducted into the Pro Football Hall of Fame in his first year of eligibility. Enshrined with Staubach on Aug. 3 at Canton, Ohio, were Pete Rozelle, Joe Namath, O.J. Simpson and Frank Gatski. Staubach joined Bob Lilly as the only players who spent their entire career with the Cowboys to be elected to the Hall of Fame.

TEXAS STADIUM IMPROVEMENTS — Texas Stadium unveiled a new look when the Cowboys opened their preseason schedule against Green Bay on Aug. 10. The stadium became the first to have two DiamondVision color scoreboards, and the addition of 118 Crown Suites gave Texas Stadium more private suites, 296, than any stadium in the nation.

COWBOYS RANCH OPENS — Cowboys players and coaches reported on Aug. 27 to the team's new headquarters and training facility at Cowboys Center in Valley Ranch.

DORSETT PASSES 10,000 YARDS — On a 19-yard sweep around left end, Tony Dorsett, became the sixth player in NFL history to rush for 10,000 yards. Dorsett's feat highlighted a 27-13 victory over Pittsburgh at Texas Stadium on Oct. 13.

THIRTEENTH DIVISION CHAMPIONSHIP — The Cowboys edged the New York Giants 28-21 on Dec. 15 at Texas Stadium to capture the NFC Eastern Division championship for the first time since 1981. Picked in most season previews to finish third or fourth in the division, the Cowboys rallied for their NFL record 20th consecutive winning season, a 13th division title in 20 years and a playoff berth for the 18th time in that span. But in their NFL record 36th playoff game appearance, the Cowboys fell 20-0 to the Los Angeles Rams in Anaheim Stadium on Jan. 4.

1986

COWBOYS GO TO LONDON — The Cowboys began preparations for their first trip to a foreign country when the NFL announced on March 12 that the Cowboys would play the Super Bowl champion Chicago Bears in a preseason game at London's Wembley Stadium on Aug. 3.

100TH WIN AT TEXAS STADIUM — Dallas defeated St. Louis 37-6 for the club's 100th victory at Texas Stadium. Since the facility opened in 1971 the Cowboys have compiled a 100-25 (.800) record.

THE HISTORY



STREAK BROKEN — The Cowboys' streak of 20 consecutive winning seasons from 1966 through 1985, third longest in professional sports history, came to an end when the club finished with a 7-9 record after losing seven of its last eight games. Only baseball's New York Yankees (39 straight winning seasons, 1962-64) and hockey's Montreal Canadiens (32 from 1951-52 through 1982-83) surpassed the Cowboys' accomplishments. After the 1986 season, the Washington Redskins' five straight winning campaigns (1982-86) represented the NFL's longest active streak.

1987

FOUNDER DIES — Cowboys founder Clint Murchison, Jr., died March 30 after a long illness. Murchison, 63, who owned the club until 1984, acquired the expansion Dallas franchise in the NFL in 1960. He hired Tex Schramm as general manager, gave Tom Landry a 10-year contract when his coaching career was in doubt in 1964 and was instrumental in the building of Texas Stadium.

DORSETT GETS 12,000 YARDS — Tony Dorsett became the fourth rusher in NFL history to gain more than 12,000 yards when he registered 52 yards against the Rams on Dec. 21 for a career total of 12,036. The only runners ahead of Dorsett were Walter Payton, Jim Brown and Franco Harris.

1988

LANDRY TIES LAMBEAU — Dallas opened the 1988 season against Pittsburgh on Sept. 12 and Tom Landry tied an NFL record held by Curly Lambeau by coaching in his 29th consecutive season with the same team. Lambeau led the Green Bay Packers from 1921-49.

1989

JONES ACQUIRES COWBOYS, NAMED JOHNSON COACH — Jerry Jones reached an agreement to purchase the Cowboys from Bum Bright on Feb. 25 and announced that University of Miami Coach Jimmy Johnson would replace Tom Landry.

SALE APPROVED, SCHRAMM RESIGNS — The sale of the Cowboys to Jerry Jones was unanimously approved by NFL owners on April 18 at a special meeting in New York. At the same meeting, Tex Schramm was named president of the new World League of American Football. He announced his resignation as president and general manager of the Cowboys after 29 years with the club.

AIKMAN SIGNED — The Cowboys, holding the No. 1 pick in the NFL Draft for only the second time in their history, announced the signing of quarterback Troy Aikman to a six-year contract on April 20.

JORDAN HONORED — Former All-Pro linebacker Lee Roy Jordan, a Cowboy from 1963-76, became the seventh member of the Ring of Honor. Jordan was honored during ceremonies at half-time of the Phoenix Cardinals game on Oct. 29.

1990

AUSTIN TRAINING CAMP — Beginning on July 18, nearly 100,000 fans visit the Cowboys' first ever in-state training camp at St. Edward's University in Austin.

LANDRY ENTERS HALL OF FAME — Tom Landry, who led the Cowboys to five Super Bowls and 20 consecutive winning seasons as the Cowboys head coach from 1960-88, was inducted into the Pro Football Hall of Fame in his first year of eligibility. Enshrined on Aug. 4 at Canton, Ohio, Landry joined former Dallas players Bob Lilly and Roger Staubach as the only Hall of Fame members who built their achievements with the Cowboys.

SMITH ROOKIE OF THE YEAR, JOHNSON COACH OF THE YEAR — Following a dramatic turnaround season where the team posted a 7-9 record and missed the playoffs by one game, Jimmy Johnson was named the NFL Coach of the Year by the Associated Press. Running back Emmitt Smith, who led all NFL rookie running backs in rushing yardage and touchdowns, was named the A.P.'s NFC Offensive Rookie of the Year.

1991

RECORD DRAFT HAUL INCLUDES MARYLAND AS NO. 1 OVERALL PICK — After a pre-draft trade with the New England Patriots, the Cowboys used the No. 1 overall selection in the NFL Draft for only the third time in franchise history. Dallas chose Outland Trophy winner Russell Maryland (DT) with the top pick. The Cowboys went on to acquire 16 more choices, setting a club record for most selections in a 12-round draft with 17 overall.

SCHRAMM ENTERS HALL OF FAME — One of the NFL's true innovators, and the guiding force behind the development of America's Team, Tex Schramm was inducted into the Pro Football Hall of Fame on July 27, 1991. Schramm, who served as the President and General Manager of the Dallas Cowboys from the team's conception in 1960 until his retirement in 1989, joined Staubach, Lilly and Landry with his enshrinement in Canton, Ohio.

RETURN TO THE PLAYOFFS — After winning the final five games of the season, Dallas finished with an 11-5 record — the team's best mark since the 1983 season. The initial spark to the winning



streak was a 24-21 win over the eventual World Champion Washington Redskins on Nov. 24. The win, at Washington's RFK Stadium, ended the Redskins' bid for a perfect regular season after 11 straight wins. Dallas finished second in the NFC East and qualified as the NFC's No. 2 Wild Card Playoff entry, marking the club's first postseason trip since 1985. Dallas traveled to Chicago and defeated the Bears 17-13 in the opening round Wild Card Game before dropping a 38-6 decision at Detroit the following week.

SMITH AND IRVIN LEAD NFL — Running back Emmitt Smith and wide receiver Michael Irvin became the first two players from the same team to lead the NFL in rushing yardage and receiving yardage in the same season. Smith had 1,563 yards rushing, while Irvin set single-season club records for receptions (93) and receiving yardage (1,523). Both players were named to the NFC Pro Bowl squad along with tight end Jay Novacek and quarterback Troy Aikman. The Cowboys sent four offensive players to the Pro Bowl for the first time since 1979, and Irvin was named the MVP of the Pro Bowl Game.

1992

JONES NAMED TO COMPETITION COMMITTEE — On May 1, Jerry Jones, was appointed to the NFL's Competition Committee by Commissioner Paul Tagliabue. Jones became the first owner to serve on the prestigious committee since the death of Cincinnati's Paul Brown.

FOURTEENTH DIVISION CHAMPIONSHIP — Before a national television audience on ABC's Monday Night Football, the Cowboys defeated the Atlanta Falcons (41-17) at the Georgia Dome to claim the NFC Eastern Division Championship. The victory marked the Cowboys' first divisional title since 1985.

RECORD NUMBER OF OFFENSIVE PRO BOWL SELECTIONS — Six players from the Cowboys offense were selected to play in the Pro Bowl: RB Emmitt Smith, TE Jay Novacek, QB Troy Aikman, WR Michael Irvin, G Nate Newton and C Mark Stepnoski. The six players establish a Dallas Cowboys' record for most offensive players selected to the Pro Bowl.

CLUB RECORD FOR VICTORIES/SMITH EARNS SECOND RUSHING TITLE — On Dec. 27, Dallas defeated Chicago by a 17-14 score at Texas Stadium. The victory was the 13th of the year for Dallas, establishing a new club record for victories in a season. In the Bears game, Emmitt Smith finished the season with 1,713 rushing yards, enabling Smith to become the first player to win back-to-back NFL rushing titles since Eric Dickerson (1983-84).

ROAD ATTENDANCE RECORD SET — The Cowboys set a new team record for road attendance by averaging 72,523 fans per road game in 1992. The team also played before a sold-out stadium in all 16 regular season games for the first time since the 1981 season.

SIXTH NFC TITLE — On January 17, 1993, the Cowboys defeated the San Francisco 49ers by a 30-20 score at Candlestick Park. The victory sends Dallas to Super Bowl XXVII in Pasadena, marking the Cowboys first NFC title, and Super Bowl trip, since 1978.

THIRD WORLD CHAMPIONSHIP — While making an NFL record sixth Super Bowl appearance, the Cowboys defeated Buffalo 52-17 in Super Bowl XXVII at the Rose Bowl in Pasadena on Jan. 31, 1993. The victory enabled the Cowboys to become the only franchise in NFL history to win more than one Super Bowl under two different ownerships. The Super Bowl crowd of 98,374 was the largest crowd to ever witness a Dallas Cowboys game. The game was also witnessed by 133.4 million television viewers, making Super Bowl XXVII the most watched event in television history.

1993

WHITE HOUSE VISIT — The Super Bowl Champion Dallas Cowboys became the first athletic team to visit the White House under the Clinton administration. The Cowboys team visit to the White House was the first in club history. (March 5).

LANDRY HONORED — Former Head Coach Tom Landry, who led Dallas to two Super Bowl wins and five NFC titles in his 29 years at the Cowboys helm, became the eighth member of the Ring of Honor during halftime ceremonies of the Cowboys-N.Y. Giants game on Nov. 7.

RECORD NUMBER OF PRO BOWL SELECTIONS — An NFC-record 11 Dallas players are selected to the Pro Bowl. That group includes a club-record eight offensive selections (seven Pro Bowl starters).

FIFTEENTH DIVISION CHAMPIONSHIP — In the final game of the regular season, the Cowboys defeat the New York Giants 16-13 in overtime at Giants Stadium to claim their 15th division crown and their second consecutive NFC East title. (Jan. 2)

SMITH EARNS THIRD RUSHING TITLE — Emmitt Smith finishes the season with 1,486 yards to earn his third straight NFL rushing crown. He becomes just the fourth man in NFL history to win three consecutive rushing titles.

SEVENTH NFC TITLE — Dallas defeats San Francisco 38-21 in the NFC Championship Game at Texas Stadium. The victory gives the Cowboys an NFL-record seventh conference championship in the first conference title game to be played at Texas Stadium since Jan. 1, 1978 (a 23-6 win over Minnesota).



FOURTH WORLD CHAMPIONSHIP — Dallas becomes one of just three NFL teams to win four Super Bowls by defeating Buffalo (30-13) in Super Bowl XXVIII. The game, played at the Georgia Dome in Atlanta, featured two rushing touchdowns by Super Bowl MVP Emmitt Smith. Dallas raised its NFL record number of Super Bowl appearances to seven (one fourth of all the Super Bowl games played).

1994

SWITZER NAMED HEAD COACH — Barry Switzer is named the new head coach of the Dallas Cowboys—and the third head coach in team history on March 30. Switzer replaces Jimmy Johnson, who stepped down as the Cowboys' head coach the previous day.

DORSETT AND WHITE ENTER HALL OF FAME — Tony Dorsett, the Cowboys all-time leading rusher in his 11-year career with the Cowboys from 1977-87, and Randy White, a nine-time Pro Bowl defensive tackle in his 14-year career with the Cowboys from 1975-78, are both inducted into the Pro Football Hall of Fame in their first year of eligibility. Enshrined on July 30 at Canton, Ohio, both men join former Dallas players Bob Lilly and Roger Staubach as well as Tom Landry and Tex Schramm in the Hall of Fame.

NFL RECORD CROWD IN MEXICO CITY — The Cowboys travel to Mexico City to play the Houston Oilers in a preseason game in front of 112,376 fans, the largest crowd to ever witness an NFL game (Aug. 15).

DORSETT AND WHITE HONORED — Former All-Pros, running back Tony Dorsett and defensive tackle Randy White, became the ninth and tenth members of the Ring of Honor. They were honored during ceremonies at halftime of the Arizona Cardinals game on Oct. 9.

SIXTEENTH DIVISION CHAMPIONSHIP — The Cowboys clinched the NFC Eastern Division Crown in the first week of December with a 31-19 victory over the Eagles in Philadelphia (Dec. 4).

RECORD NUMBER OF PRO BOWL SELECTIONS — AGAIN — For the second straight year, the Cowboys send 11 players to the Pro Bowl, tying the NFL record that Dallas established in 1993.

NFL RECORD FOR TITLE GAME APPEARANCES — While making an NFL record 13th NFC Championship Game appearance, the Cowboys become the only team in NFL history to advance to at least two championship games in every decade of the team's existence. Dallas fell short of its third straight Super Bowl with a 38-28 loss to the San Francisco 49ers at Candlestick Park on Jan. 15, 1995.

1995

SEVENTEENTH DIVISION CHAMPIONSHIP — On Dec. 24, Dallas wrapped up its fourth straight NFC Eastern Division title — a feat that no other NFC East team has accomplished other than the Cowboys teams from 1976 to 1979.

SMITH WINS FOURTH RUSHING CROWN — Emmitt Smith closes the season with a team-record 1,773 rushing yards and an NFL record 25 touchdowns. Smith led the NFL in rushing for the fourth time in five years, becoming just the fifth player in NFL history to win at least four rushing titles.

TEN PRO BOWLERS SELECTED — Ten Cowboys are selected to the NFC Pro Bowl squad. Since 1993, Dallas has earned 32 Pro Bowl selections — the most ever by one team over a three year period of time.

EIGHTH NFC TITLE — The Cowboys win an NFL record eighth conference championship game by defeating the Green Bay Packers 38-27 at Texas Stadium on Jan. 14, 1996. The victory marked the Cowboys third NFC title in four years and ensured the team of an NFL record eighth Super Bowl appearance.

THREE SUPER BOWL TITLES IN FOUR YEARS — Dallas becomes the first team in NFL history to win three Super Bowls in a four year period by defeating the Pittsburgh Steelers 27-17 in Super Bowl XXX at Sun Devil Stadium in Tempe, AZ. The game, played on Jan. 28, 1996, is witnessed by 138.4 million television viewers, making Super Bowl XXX the most watched event in television history. The victory enables Dallas to earn its fifth Super Bowl title — joining the San Francisco 49ers as the only NFL franchises to win five Super Bowls. The Cowboys have now appeared in an NFL record eight Super Bowls — three more than any other team.

1996

SMITH PASSES 10,000 YARDS — On a six-yard dash up the middle against Washington on Thanksgiving Day, Emmitt Smith became the 12th player in NFL history to rush for 10,000 yards. Smith's feat highlighted a 21-10 win over the Redskins at Texas Stadium on Nov. 28.

NINE PRO BOWLERS SELECTED — A NFL-high nine players are selected to the NFC Pro Bowl squad, the fourth straight year Dallas has led the NFL in Pro Bowl selections. Over the past four seasons, Dallas has sent 41 players to Hawaii, the most ever in the NFL in a four-year period. The next highest total was posted by the 1971-74 Miami Dolphins with 38.



EIGHTEENTH DIVISION CHAMPIONSHIP — On Dec. 15, Dallas wrapped up its fifth straight NFC Eastern Division title — a feat never before achieved in the NFC East — and the eighteenth division title in team history with a 12-6 win over New England at Texas Stadium. The Carolina Panthers eliminated the Cowboys from the playoffs in a divisional playoff loss at Carolina.


1997

IRVIN TOPS 10,000 YARDS — On a 14-yard touchdown reception at Washington on Oct. 13, Michael Irvin became the 14th player in NFL history to record over 10,000 yards receiving.

SELLOUT STREAK CONTINUES — The Cowboys close the 1997 season with a 6-10 record, marking the team's first non-playoff season since 1990. The team played before 16 straight sold-out regular season games in 1997, bringing the club's NFL record streak to 129 straight sold out games (home or away). The streak, which includes playoff games, dates back to December 16, 1990 - vs. Phoenix - at Texas Stadium (the last non-sell-out). The Cowboys season-ending loss to the New York Giants (12/21/97) marked the 63rd straight sell-out at Texas Stadium (including playoffs), while the final road game of the season at Cincinnati (12/14/97) marked the 66th straight sell-out for the Cowboys away from home (including playoffs).

1998

GAILEY NAMED HEAD COACH — Jerry Jones names Chan Gailey as the fourth head coach in the history of the Dallas Cowboys franchise on Feb. 12. Gailey, who had previously served as the Pittsburgh Steelers offensive coordinator, replaces Barry Switzer, who resigned from his position on January 9th.



Cowboys' head coach Chan Gailey



Cowboys Attendance Records

The Cowboys played in the Cotton Bowl (capacity 72,132 in 1970) from 1960 until Texas Stadium was opened on Oct. 24, 1971 against New England. In 1985 seats were removed from Texas Stadium to make room for 118 Crown Suites.

TOTAL ATTENDANCE

| Year | Home Games (No.) | Avg. | Percent Change | Road Games (No.) | Pre-Season Games (No.) | Post-Season Games (No.) | Grand Total |
|--------|------------------|--------|----------------|------------------|------------------------|-------------------------|-------------|
| 1960— | 128,500(6) | 21,417 | — | 214,820(6) | 120,284(6) | — | 463,604 |
| 1961— | 172,000(7) | 24,571 | +33.9% | 251,443(7) | 97,584(5) | — | 521,027 |
| 1962— | 152,446(7) | 21,778 | -11.4% | 278,807(7) | 178,683(5) | — | 609,936 |
| 1963— | 188,727(7) | 26,961 | +23.8% | 280,062(7) | 214,290(5) | — | 683,079 |
| 1964— | 268,661(7) | 38,380 | +42.3% | 356,339(7) | 207,751(5) | — | 832,751 |
| 1965— | 388,912(7) | 55,559 | +44.8% | 366,390(7) | 199,395(5) | 65,569(1) | 1,020,266 |
| 1966— | 473,373(7) | 67,625 | +21.7% | 408,899(7) | 238,186(5) | 75,504(1) | 1,195,952 |
| 1967— | 460,476(7) | 65,782 | -2.7% | 402,843(7) | 278,511(5) | 121,647(2) | 1,263,477 |
| 1968— | 470,110(7) | 67,158 | +2.1% | 401,626(7) | 300,909(6) | 104,458(2) | 1,277,103 |
| 1969— | 443,352(7) | 63,336 | -5.7% | 434,477(7) | 384,095(6) | 100,472(2) | 1,362,396 |
| 1970— | 411,531(7) | 58,790 | -7.2% | 398,377(7) | 347,327(6) | 212,847(3) | 1,370,082 |
| 1971— | 466,220(7) | 66,603 | +13.3% | 416,043(7) | 375,250(6) | 195,716(3) | 1,454,229 |
| 1972— | 446,990(7) | 63,856 | -4.1% | 391,852(7) | 474,273(7) | 114,343(2) | 1,427,458 |
| 1973— | 433,030(7) | 61,861 | -3.1% | 423,177(7) | 355,994(6) | 128,815(2) | 1,341,016 |
| 1974— | 373,435(7) | 53,348 | -13.8% | 378,233(7) | 284,620(6) | — | 1,036,288 |
| 1975— | 402,294(7) | 57,471 | +7.7% | 404,073(7) | 273,567(6) | 211,095(3) | 1,291,029 |
| 1976— | 412,698(7) | 58,957 | +2.6% | 414,867(7) | 320,564(6) | 62,436(1) | 1,210,565 |
| 1977— | 432,885(7) | 61,840 | +5.0% | 398,486(7) | 329,549(6) | 201,288(3) | 1,362,208 |
| 1978— | 498,865(8) | 62,358 | +0.9% | 484,905(8) | 260,344(4) | 206,464(3) | 1,450,578 |
| 1979— | 508,965(8) | 63,621 | +0.2% | 488,432(8) | 268,989(5) | 64,792(1) | 1,331,178 |
| 1980— | 477,378(8) | 59,672 | -6.2% | 492,828(8) | 244,612(4) | 195,251(3) | 1,410,069 |
| 1981— | 511,541(8) | 63,943 | +7.2% | 502,392(8) | 243,849(4) | 125,373(2) | 1,383,155 |
| 1982— | 269,981(5) | 53,996 | -15.6% | 217,153(4) | 208,057(4) | 184,059(3) | 879,250 |
| 1983— | 505,793(8) | 63,224 | +17.1% | 481,230(8) | 217,621(4) | 43,521(1) | 1,248,165 |
| 1984— | 479,733(8) | 59,967 | -5.2% | 523,951(8) | 203,646(4) | — | 1,207,330 |
| 1985— | 478,958(8) | 59,870 | -0.2% | 489,913(8) | 193,795(4) | 66,351(1) | 1,229,017 |
| 1986— | 469,806(8) | 58,726 | -1.9% | 518,627(8) | 299,134(5) | — | 1,287,567 |
| 1987— | 344,406(7) | 49,201 | -16.2% | 416,141(8) | 199,327(4) | — | 959,874 |
| 1988— | 393,123(8) | 49,141 | -0.1% | 528,529(8) | 177,080(4) | — | 1,098,738 |
| 1989— | 418,346(8) | 52,293 | +6.4% | 490,586(8) | 215,219(4) | — | 1,124,151 |
| 1990— | 475,432(8) | 59,429 | +13.7% | 483,944(8) | 173,716(4) | — | 1,133,092 |
| 1991— | 501,901(8) | 62,738 | +5.6% | 537,101(8) | 219,022(4) | 140,884(2) | 1,398,908 |
| 1992— | 506,758(8) | 63,345 | +1.0% | 509,181(8) | 284,898(5) | 227,015(3) | 1,598,852 |
| 1993— | 510,068(8) | 63,759 | +0.7% | 533,390(8) | 283,409(5) | 202,509(3) | 1,529,366 |
| 1994— | 516,628(8) | 64,579 | +1.3% | 512,896(8) | 354,574(5) | 133,870(2) | 1,517,968 |
| 1995— | 518,167(8) | 64,771 | +0.3% | 518,468(8) | 305,545(5) | 205,853(3) | 1,548,033 |
| 1996— | 513,794(8) | 64,224 | -0.8% | 556,875(8) | 264,937(5) | 137,490(2) | 1,473,096 |
| 1997— | 511,767(8) | 63,971 | -0.4% | 541,187(8) | 240,871(4) | — | 1,293,825 |
| Total— | 15,937,056(281) | 56,716 | — | 16,519,523(281) | 9,839,477(189) | 3,528,622(51) | 45,824,678 |

LARGEST CROWDS

HOME

Regular Season

80,259 vs. Cleveland, Nov. 24, 1966

79,965 vs. St. Louis, Dec. 4, 1966

*66,689 vs. N.Y. Jets, Dec. 4, 1971

†65,180 vs. San Francisco, Nov. 12, 1995

75,504 vs. Green Bay, Jan. 1, 1967

*66,311 vs. San Francisco, Jan. 2, 1972

†65,135 vs. Green Bay, Jan. 14, 1996

Preseason

78,807 vs. Green Bay, Aug. 28, 1967

*65,405 vs. Houston, Aug. 5, 1972

†63,923 vs. Denver, Aug. 21, 1994

*Texas Stadium record

†Texas Stadium record after 1985 improvements

AWAY

Regular Season

91,505 @ L.A. Raiders, Oct. 25, 1992

84,850 @ Cleveland, Nov. 2, 1969

84,278 @ New Orleans, Nov. 3, 1968

Postseason

84,483 @ L.A. Rams, Jan. 4, 1976

Preseason

87,381 @ L.A. Rams, Aug. 8, 1969

NEUTRAL

Postseason

98,374 vs. Buffalo @ Pasadena, Jan. 31, 1993

Preseason

112,376 vs. Houston @ Mexico City, Aug. 15, 1994

SMALLEST CROWDS

HOME

†10,000 — vs. San Francisco, Nov. 20, 1960

12,692 — vs. Chicago, Nov. 18, 1962

AWAY

4,954 — vs. Minnesota, Aug. 5, 1961 in St. Louis

Falls, S.D.

†2,370 — @ N.Y. Jets, Oct. 4, 1987

†Estimated; no turnstiles in Cotton Bowl in 1960 and 1961

SELLOUT STREAKS

Longest home sellout streak — 63 straight games (began 9/9/91 vs. Washington, still active) regular season and playoffs

Last home non-sellout (regular season and playoffs) — 12/16/90 vs. Phoenix (63 straight)

Longest road sellout streak — 66 straight games (began 12/23/90 @ Philadelphia, still active) regular season and playoffs

Last road non-sellout (regular season and playoffs) — 11/18/90 @ L.A. Rams (66 straight)

Longest sellout streak (home and away - regular season and playoffs) — 129 straight games (began 12/16/90 vs. Phoenix, still active)



Consecutive Winning Seasons

LONGEST WINNING STREAKS OF ALL-TIME

| | |
|---|----|
| 1. New York Yankees (1926-1964)..... | 39 |
| 2. Montreal Canadiens (1951/52-1982/83)..... | 32 |
| 3. Boston Bruins (1967/68-1995/96)..... | 29 |
| 4. DALLAS COWBOYS (1966-1985)..... | 20 |
| 5. Baltimore Orioles (1968-1985)..... | 18 |
| 6. Chicago White Sox (1951-1967)..... | 17 |
| 7. Chicago Black Hawks (1960/61-1975/76)..... | 16 |
| Los Angeles Raiders (1965-1980)..... | 16 |
| Boston Red Sox (1967-1982)..... | 16 |
| Philadelphia Flyers (1972/73-1987/88)..... | 16 |
| Los Angeles Lakers (1976/77-1991/92)..... | 16 |

THANKSGIVING DAY RECORD

(20-9-1)

| | |
|----------------------------|-----------------------------|
| 1966 W Cleveland 26-14 | 1982 W Cleveland 31-14 |
| 1967 W St. Louis 46-21 | 1983 W St. Louis 35-17 |
| 1968 W Washington 29-20 | 1984 W New England 20-17 |
| 1969 T San Francisco 24-24 | 1985 W St. Louis 35-17 |
| 1970 W Green Bay 16-3 | 1986 L Seattle 31-14 |
| 1971 W Los Angeles 28-21 | 1987 L Minnesota 44-38 (OT) |
| 1972 L San Francisco 31-10 | 1988 L Houston 25-17 |
| 1973 L Miami 14-7 | 1989 L Philadelphia 27-0 |
| 1974 W Washington 24-23 | 1990 W Washington 27-17 |
| 1975 DNP | 1991 W Pittsburgh 20-10 |
| 1976 W St. Louis 19-14 | 1992 W N.Y. Giants 30-3 |
| 1977 DNP | 1993 L Miami 14-16 |
| 1978 W Washington 37-10 | 1994 W Green Bay 42-31 |
| 1979 L Houston 30-24 | 1995 W Kansas City 24-12 |
| 1980 W Seattle 51-7 | 1996 W Washington 21-10 |
| 1981 W Chicago 10-9 | 1997 L Tennessee 14-27 |

COWBOYS' WON-LOST RECORD

(Regular Season)

| | |
|-----------------------------------|--------------------------------|
| Vs. AFC - 62-34 | On Thanksgiving Day - 20-9-1 |
| On Monday Night Football - 31-25* | Game After Thanksgiving - 22-8 |
| Week After MNF - 25-24* | On Thursdays - 0-1 |
| On Sunday Night Football - 9-6 | (non-Thanksgiving) |
| (ESPN 1-2) (TNT 3-1) | On Saturdays - 10-9 |
| In Overtime - 9-6 | On Fridays - 0-1 |
| In Season Openers - 28-9-1 | In Domes - 16-9 |

*Includes three Monday night games prior to the creation of ABC-TV Monday Night Football.

†Four times the Cowboys final game of the season was on a Monday night. Three times they followed with a bye.



COWBOYS OVERTIME GAMES

The Cowboys have played in 15 regular season overtime games with a record of 9-6 since the NFL adopted the extra session in 1974.

| | Score by Quarters | | | | | OT | Total | Winning Score |
|---|-------------------|----|----|----|---|----|-------|------------------------|
| | 1 | 2 | 3 | 4 | | | | |
| <i>Sept. 28, 1975 at Texas Stadium</i> | | | | | | | | |
| *St. Louis..... | 0 | 3 | 14 | 14 | 0 | — | 31 | DuPree 3 pass from |
| DALLAS..... | 0 | 7 | 21 | 3 | 6 | — | 37 | Staubach at 7:07 |
| <i>Nov. 2, 1975 at RFK Stadium</i> | | | | | | | | |
| *DALLAS..... | 0 | 17 | 0 | 7 | 0 | — | 24 | |
| Washington..... | 3 | 7 | 7 | 7 | 6 | — | 30 | Kilmer 1 run at 8:26 |
| <i>Sept. 18, 1977 at Metropolitan Stadium</i> | | | | | | | | |
| DALLAS..... | 0 | 3 | 0 | 7 | 6 | — | 16 | Staubach 4 run at 8:46 |
| *Minnesota..... | 7 | 0 | 0 | 3 | 0 | — | 10 | |
| <i>Oct. 15, 1978 at Busch Stadium</i> | | | | | | | | |
| *DALLAS..... | 0 | 7 | 14 | 0 | 3 | — | 24 | FG Seption 47 at 11:32 |
| St. Louis..... | 7 | 7 | 0 | 7 | 0 | — | 21 | |
| <i>Dec. 19, 1981 at Giants Stadium</i> | | | | | | | | |
| *DALLAS..... | 0 | 0 | 0 | 10 | 0 | — | 10 | |
| N.Y. Giants..... | 0 | 0 | 7 | 3 | 3 | — | 13 | FG Danelo 35 at 8:41 |
| <i>Oct. 9, 1983 at Texas Stadium</i> | | | | | | | | |
| Tampa Bay..... | 10 | 0 | 7 | 7 | 0 | — | 24 | |
| *DALLAS..... | 7 | 7 | 3 | 7 | 3 | — | 27 | FG Seption 42 at 10:22 |
| <i>Oct. 21, 1984 at Texas Stadium</i> | | | | | | | | |
| New Orleans..... | 0 | 17 | 10 | 0 | 0 | — | 27 | |
| *DALLAS..... | 3 | 0 | 3 | 21 | 3 | — | 30 | FG Seption 41 at 11:18 |
| <i>Nov. 15, 1987 at Sullivan Stadium</i> | | | | | | | | |
| *DALLAS..... | 7 | 7 | 0 | 3 | 6 | — | 23 | Walker 60 run at 13:10 |
| New England..... | 0 | 7 | 0 | 10 | 0 | — | 17 | |
| <i>Nov. 26, 1987 at Texas Stadium</i> | | | | | | | | |
| *Minnesota..... | 14 | 7 | 7 | 10 | 6 | — | 44 | Nelson 24 run at 7:09 |
| DALLAS..... | 0 | 14 | 10 | 14 | 0 | — | 38 | |
| <i>Nov. 10, 1991 at The Astrodome</i> | | | | | | | | |
| DALLAS..... | 10 | 3 | 3 | 7 | 0 | — | 23 | |
| *Houston..... | 0 | 10 | 3 | 10 | 3 | — | 26 | FG Del Greco 23 at :29 |
| <i>Jan. 2, 1994 at Giants Stadium</i> | | | | | | | | |
| DALLAS..... | 3 | 10 | 0 | 0 | 3 | — | 16 | FG Murray 41 at 4:16 |
| *N.Y. Giants..... | 0 | 0 | 10 | 3 | 0 | — | 13 | |
| <i>Sept. 19, 1994 at Texas Stadium</i> | | | | | | | | |
| *Detroit..... | 3 | 7 | 7 | 0 | 3 | — | 20 | FG Hanson 44 at :27 |
| DALLAS..... | 7 | 0 | 3 | 7 | 0 | — | 17 | |
| <i>Sept. 17, 1995 at The Hubert H. Humphrey Metrodome</i> | | | | | | | | |
| *DALLAS..... | 6 | 3 | 0 | 8 | 6 | — | 23 | Smith 31 run at 12:34 |
| Minnesota..... | 3 | 7 | 0 | 7 | 0 | — | 17 | |
| <i>Nov. 10, 1996 at 3Com Park</i> | | | | | | | | |
| *DALLAS..... | 0 | 7 | 0 | 10 | 3 | — | 20 | FG Boniol 29 at 8:43 |
| San Francisco..... | 10 | 0 | 0 | 7 | 0 | — | 17 | |
| <i>Sept. 7, 1997 at Sun Devil Stadium</i> | | | | | | | | |
| *DALLAS..... | 6 | 13 | 3 | 0 | 0 | — | 22 | |
| Arizona..... | 0 | 7 | 7 | 8 | 3 | — | 25 | FG Butler 20 at 6:30 |

*Won toss to begin overtime

**The
Sidelines**





The glittering showcase of Cowboys Football is Texas Stadium, a state-of-the-art modern football facility which opened on Oct. 24, 1971 with a 44-21 Cowboys victory over New England. Since then, the Cowboys have posted a 158-65 record (.709) overall, including a 16-4 (.800) mark in postseason, at home. Prior to moving to Texas Stadium the Cowboys spent the 1960-71 seasons at the Cotton Bowl, where they posted a 45-33-4 record, including a 2-2 mark in postseason.

Located in the Dallas suburb of Irving, Texas Stadium has a seating capacity of 65,675 and features two DiamondVision color replay screens, 381 luxury suites, three sports bars, 52 concession stands, 40 specialty stands, 86 restrooms, 115 drinking fountains and 130 acres of parking. Texas Stadium's most unique feature is the partial roof which covers fans from inclement weather, but leaves the game outdoors. Texas Stadium also boasts the luxurious Stadium Club, one of Dallas' premier locations for private parties, banquets and convention gatherings.

The Corral, outside Gate 8, features food, beverage, entertainment and large screen televisions for fan hospitality before, during, and after all Cowboys home games and special events.

Complete banquet, catering and special event services are available for private groups at Texas Stadium. Information on hosting an event can be obtained by calling 972-554-6368.

Tours of Texas Stadium are available hourly Monday through Saturday from 10:00 a.m. to 3:00 p.m., and Sundays, when no events are scheduled, from 11:00 a.m. to 3:00 p.m. Call 972-554-1804 for more information.

The Cowboys souvenir shop, The Pro Shop, is also open daily on the grounds outside the stadium at Gate 8.

Texas Stadium
2401 E. Airport Freeway
Irving, TX 75062
972-438-7676



Cowboys Summer Training Camp



One of the annual highlights for Dallas Cowboys fans is the opportunity to visit Dallas Cowboys Training Camp at Midwestern State University in Wichita Falls, Texas. The 1998 camp marks the team's ninth camp in Texas.

Midwestern State University is a convenient location for Cowboys fans throughout Texas and the neighboring states to visit. In each of the past eight seasons, the Cowboys have drawn an average of nearly 100,000 fans to the summer practice sessions and the annual scrimmages with other NFL teams.

The camp at Midwestern State University offers a rare opportunity for Cowboy's fans from all over the State of Texas and the Southwest to get an "up close and personal look" at their favorite team with all practice sessions free and open to the public.

Some of the training camp activities that take place each year during camp include the Cowboys' Golf Tournament, practices and scrimmages with other NFL teams.

Training Camp Facts

LOCATION: Midwestern State University, Wichita Falls, Texas.

Directions: Take U.S. Highway 81/287 North to Wichita Falls. At Wichita Falls, take the Midwestern State University exit, which is a left exit, onto U.S. 79/281 - Jacksboro/Archer City. Take the next exit, which will be to the right on Midwestern Parkway. Follow Midwestern Parkway for 2.7 miles until you cross Taft Blvd. The university will be on your left.

DATES: This year camp opens on Wednesday, July 15 and runs through Saturday, Aug. 15.

WICHITA FALLS: Wichita Falls has a population of approximately 140,000 people and is the largest city within a 100-mile radius. Located 15 miles south of the Oklahoma border, it is equidistant from Dallas-Ft. Worth and Oklahoma City. Wichita Falls is also home to Sheppard Air Force Base, home of the NATO jet pilot training program and the largest employer in the city.

PRACTICES: Cowboys practice sessions at Midwestern State University are open to the public free of charge. Public parking is available on campus during practice times.

INFORMATION: Further information on Cowboys training camp, and training camp sponsorships, can be obtained by calling the Dallas Cowboys Offices in Irving at 972-556-9900.



DALLAS COWBOYS TRAVEL

Cowboys Center
214-556-2800

1-800-6-COWBOY

Dallas Cowboys Travel is a full-service travel agency specializing in packages for the Cowboys fan. Anywhere, anytime the Cowboys play, call Dallas Cowboys travel for all your arrangements. Packages include accommodations at the team hotel, game day breakfast, game tickets, bus transportation to and from the game and more. The agency also handles international, corporate and leisure travel arrangements.

Cowboys on the Road Hotel Headquarters on the Road

Home Games

DFW Airport Marriott972/929-8800

Mexico City, August 17

Presidente Inter-Continental011 525/327-77-00

St. Louis, August 22

Marriott Pavilion314/421-1776

Jacksonville, August 27

Marriott at Sawgrass904/285-7777

Denver, September 13

Marriott Tech Center303/779-1100

New York Giants, September 21

Crowne Plaza Hasbrouck Heights201/288-6100

Washington, October 4

Washington Marriott202/872-1500

Chicago, October 18

Hyatt Regency McCormick Place312/567-1234

Philadelphia, November 2

Airport Marriott215/492-9000

Arizona, November 15

Phoenix Airport Hilton602/894-1600

New Orleans, December 6

Hilton Riverside504/561-0500

Kansas City, December 13

Hyatt Regency Crown Center816/421-1234

Official Dallas Cowboys Fan Clubs



Official Dallas Cowboys #1 Fan Club

Be a part of the exciting action of the Dallas Cowboys all year long. The Official Dallas Cowboys #1 Fan Club offers members exclusive premium items, discounts on special items throughout the year, as well as discounts on travel, the *Dallas Cowboys Official Weekly*, and more. Call for more information or to join: 972-556-9978 between 2-5 p.m. (central time) Monday-Friday.


Dallas Cowboys Kids' Club

For the younger fans, the Dallas Cowboys Kids' Club features exciting premiums with the 3-to-12 year-olds in mind. Each year, Kids' Club members receive a package of great items plus some special surprises during their year's membership. Great for gifts, too.





The Dallas Cowboys Cheerleaders recently reached a major milestone in the entertainment industry by making more international entertainment trips to U.S. military bases than any other professional performer or group over the course of the past decade. In 1998, the world famous organization celebrates their 27th season on the sidelines of Texas Stadium.



The Cowboys transformed the idea of sideline cheerleaders in 1972 when they mixed a unique blend of glamour and dance with an old football tradition. Nobody at the time predicted the Dallas Cowboys Cheerleaders would become an international phenomenon, but that's precisely what happened.

The image and style of the Cowboys Cheerleaders has had an enormous influence on entertainment in sports. But while the Cowboys Cheerleaders have been imitated throughout the sports world, no one has been able to equal their stature.

The strength of their national popularity was evident during the 1970's when two made-for-TV movies about the Cowboys Cheerleaders drew top ratings. That popularity has continued to grow in the 1990s with an annual ESPN Swimsuit Show and an appearance on Saturday Night Live.

Besides being an integral part of Cowboys games at Texas Stadium, the Cheerleaders perform at numerous state fairs, college halftime shows and events around the country.

The Cowboys Cheerleaders also donate their time to many charitable and civic causes. Every year the Cheerleaders visit hospitals, nursing homes and schools. They perform at telethons and fund-raising events around the United States, and they bring their special brand of goodwill to American military bases in places like Korea, the Philippines, Cuba, Panama, Italy, the Indian Ocean and the Persian Gulf.

The Cowboys Cheerleaders' annual USO/Department of Defense tours every Christmas and spring have become a special tradition. Since 1979 the Cheerleaders have visited and entertained hundreds of thousands of United States military personnel all over the world on 36 USO/DOD tours and have received the first-ever "Spirit of Hope" award from the USO in recognition of their distinguished service to American troops stationed overseas.



Kelli McGonagill Finglass
Director



Judy Trammell
Choreographer

1998-99 VETERANS

Regina Tucker7 Yrs.
Ronda Cates6 Yrs.
Pennie Booker5 Yrs.
Terra Watson.....4 Yrs.
Julie Cash.....3 Yrs.
Cheryl Gates3 Yrs.

Lisa Ligon.....3 Yrs.
Megan Willsey.....3 Yrs.
Camille Caskey2 Yrs.
Jennifer Franklin.....2 Yrs.
Julie Holeman.....2 Yrs.
Carolyn Jackman2 Yrs.

Pamela Jagger2 Yrs.
Gina Licare2 Yrs.
Shaina McElroy2 Yrs.
Sheila Morris.....2 Yrs.
Johnene Rhodes2 Yrs.

1998-99 ROOKIES

Gretchen Bretz
Tanéa Brooks
Kristin Ditto
Libbie Jagger

Kimberly Lawrence
Dena Magazzino
Melissa Medlock
Tomoko Mita

Megan Sims
Nora Tagle



Cowboys on Radio

For the eighth straight year, KVIL-FM 103.7 will bring digital sound to the National Football League with its broadcast of all Dallas Cowboys football games. State-of-the-art technology enables KVIL-FM to broadcast Cowboys games at home and away to a Metroplex audience in digital sound. Once again, KVIL will originate all games broadcast across "The Dallas Cowboys Radio Network," on over 90 stations in 16 states.

Brad Sham returns as play-by-play voice of the Dallas Cowboys in 1998, marking his 20th season in the Cowboys booth. Former Cowboys quarterback Babe Laufenberg brings his eight years of NFL experience to the color commentary. KVIL's creative approach to pre-game coverage begins two hours prior to each kickoff and includes interviews with head coach Chan Gailey and quarterback Troy Aikman, as well as other features with players and coaches. Live post-game locker room interviews with players and coaches will follow each game, as well as a highlights show and network-wide call-in show hosted by Cowboys great Drew Pearson.

Cowboys games will also be broadcast in Spanish on the "Dallas Cowboys Radio Network in Spanish" to stations throughout Texas, the southwest and Mexico. Armando Quintero and Alejandro Sanchez will call the action for the Cowboys games that will originate on KRVA-AM/FM in the Dallas/Fort Worth area.

The Dallas Cowboys Radio Network

TEXAS: Abilene, KGMM (1280-AM); Amarillo, KGNC (710-AM); Austin, KVET (1300-AM); Beaumont, KLVI (560-AM); Brady, KNEL (95.3-FM); Brownwood, KBWD (1380-AM); Burnett, KBAE (104.7-FM); Carthage, KGAS (104.3-FM/1590-AM); Center, KDET (102.3-FM); College Station, WTAW (1150-AM); Corpus Christi, KEYS (1440-AM); Dallas-Fort Worth, KVIL (103.7-FM/1190-AM); Del Rio, KDLC (1230-AM); Denison, KMKT (93.1-FM); Edinburg, KURV (710-AM); El Paso, KROD (600-AM); Fort Stockton, KFST (860-AM); Fredericksburg, KNAF (910 AM); Gonzales, KCTI (1450-AM/106.3-FM); Graham, KSWA (1330-AM); Hereford, KPAN (106.3-FM/860-AM); Highland Lakes, KBAE (104.7-FM); Horseshoe Bay, KBAE (104.7-FM); Houston, KLLO (101.1-FM); Jacksonville, KLJT (102.3-FM); Laredo, KHOY (88.1 FM); Liberty, KSHN (99.9-FM); Longview, KFRO (95.3-FM); Lubbock, KKAM (1340-AM); Lufkin, KTBC (107.7-FM); Madisonville, KMVL (100.5-FM/1220-AM); Marble Falls, KBAE (104.7-FM); Marshall, KCUL (92.3-FM); Midland, KODM (97.9-FM); Nacogdoches, KTBC (107.7-FM); Odessa, KODM (97.9-FM); Paris, KPLT (1490-AM); San Angelo, KKSA (1260-AM); San Antonio, WOAI (1200-AM); Sherman, KMKT (93.1-FM); Stephenville, KSTV (93.1-FM); Sulphur Springs, KSST (1230-AM); Temple, KTEM (1400-AM); Texarkana, KCMC (740-AM); Tyler, KTBB (600-AM); Waco, KTKK (1460-AM); Wichita Falls, KYII (104.7-FM).

ARKANSAS: Crossett, KAGH (104.9-FM/800-AM); Little Rock, KLRA (96.5-FM); Magnolia, KZHE (100.5-FM); Marshall, KBCN (1320-AM).

CALIFORNIA: Sacramento, KHTK (1140-AM).

DELAWARE: Newark, WNRK (1260-AM).

KANSAS: Wichita, KQAM (1410 AM).

LOUISIANA: Shreveport, KFLO (1300-AM).

NEVADA: Las Vegas, KENO (1460-AM).

NEW MEXICO: Artesia, KBIM (94.9-FM); Carlsbad, KBIM (94.9-FM); Farmington, KWKY (94.9-FM); Gallup, KYVA (1230-AM); Hobbs, KBIM (94.9-FM); Lovington, KBIM (94.9-FM); Maljamar, KBIM (94.9-FM); Roswell, KBIM (94.9-FM).

OKLAHOMA: Ardmore, KVSQ (1240-AM); Durant, KMKT (93.1-FM); Lawton, KXGA (1380-AM); Oklahoma City, KOMA (1520-AM); Tulsa, KQLL (1430-AM).

UTAH: Salt Lake City, KISN (570-AM).

VIRGINIA: Virginia Beach, WGH (1310-AM).

The Dallas Cowboys Spanish Radio Network

TEXAS: Abilene, KBBA (1560-AM); Amarillo, KQFX (97.4-FM), KGRW (104.3-FM); Austin, KIKY (92.1-FM), KMEZ (1530-AM); Corpus Christi, KINE (1330-AM); Dallas/Ft. Worth, KRVA (1600-AM/106.9-FM); El Paso, KAMA (750-AM); Houston, KLAT (1010-AM); Laredo, KDOS (1490-AM); Longview/Tyler/Lufkin, KSML (1260-AM); Lubbock, KXTQ (950-AM); McAllen/Brownsville/Harlingen, KGBT (1530-AM); Midland/Odessa, KERB (1230-AM); San Antonio, KCOR (1350-AM); Victoria, KHMC (95.8-FM); Waco/Temple/Killeen, KRMV (1050-AM).

ARIZONA: Phoenix, TBD; Tucson, TBD.

NEW MEXICO: Albuquerque, TBD

MEXICO: Acapulco, XHAGE (102.3-FM); Ciudad Delicias, XEBZ (1590-AM); Ciudad Obregón, XEIQ (960-AM); Cólma, XHCIA (91.7-FM); Ensenada, XEEBC (730-AM); Guadalajara, XHPI (93.1-FM); Irápuato, XHJTA (94.3-FM); León, XERZ (1240-AM); México D.F., XEL (1260-AM), XHDF (106.5-FM); Monterrey, XEOK (920-AM); Morelia, XEMM (960-AM); Puebla, XEPOP (1490-AM); Querétaro, XEGV (1120-AM); San Luis Potosí, XEPO (1100-AM).

**Cowboys on Television****SILVERSTAR NETWORK**

The SilverStar Network is the television production and syndication unit of the Dallas Cowboys Football Club. Now in its ninth year, the SilverStar Network produces and distributes some of the most-watched programs in the region — Dallas Cowboys preseason games, weekly programs, and specials throughout the year. These programs are televised in Dallas/Fort Worth and over 30 other markets throughout Texas, Arkansas, Louisiana, New Mexico and Oklahoma.

The Cowboys weekly shows during the preseason and regular season keep Dallas Cowboys fans abreast of the latest Cowboys stories making news and of key issues in the National Football League:

“Cowboys Special Edition with Jerry Jones”

Airs Fridays at 9:30 p.m. in the preseason and Sundays at 9:30 a.m. during the regular season from July 17, 1998 through the postseason on KDFW TV-4 in Dallas/Fort Worth, and at locally scheduled times throughout the Dallas Cowboys syndicated network.

“The Chan Gailey Show”

Airs Sundays at 10:30 a.m. from Sept. 6, 1998, through the postseason on KDFW TV-4 in Dallas/Fort Worth, and at locally scheduled times throughout the Dallas Cowboys syndicated network.

Cadena de Plata

Cadena de Plata broadcasts all Dallas Cowboys games in Spanish to affiliates throughout the Southwestern United States and the Republic of Mexico. Cadena de Plata (Silver Network) began broadcasting Cowboys preseason games in 1995 with original Spanish language television productions. Since then, Cadena de Plata has expanded to provide radio broadcasts of all Cowboys preseason, regular-season and postseason games to 18 United States markets and 14 Mexico markets.

Cowboys in Print**DALAS COWBOYS Official WEEKLY**

Dallas Cowboys Official Weekly remains the largest team publication in sports with a circulation of nearly 70,000. The 23-year-old *Cowboys Weekly* reaches fans across the nation 32 times a year with action photos, game stories, inside information, profiles of players and cheerleaders and much more. Fans interested in subscribing to the *DCW* should call 972-556-9972. An annual subscription for 32 issues is priced at \$35.00.



1997 Final Standings

AMERICAN FOOTBALL CONFERENCE

Eastern Division

| | W | L | T | Pct. | Pts. | OP |
|--------------|----|----|---|------|------|-----|
| New England | 10 | 6 | 0 | .625 | 369 | 289 |
| *Miami | 9 | 7 | 0 | .563 | 339 | 327 |
| N.Y. Jets | 9 | 7 | 0 | .563 | 348 | 287 |
| Buffalo | 6 | 10 | 0 | .375 | 255 | 367 |
| Indianapolis | 3 | 13 | 0 | .188 | 313 | 401 |

Central Division

| | W | L | T | Pct. | Pts. | OP |
|---------------|----|---|---|------|------|-----|
| Pittsburgh | 11 | 5 | 0 | .688 | 372 | 307 |
| *Jacksonville | 11 | 5 | 0 | .688 | 394 | 318 |
| Tennessee | 8 | 8 | 0 | .500 | 333 | 310 |
| Cincinnati | 7 | 9 | 0 | .438 | 355 | 405 |
| Baltimore | 6 | 9 | 1 | .406 | 326 | 345 |

Western Division

| | W | L | T | Pct. | Pts. | OP |
|-------------|----|----|---|------|------|-----|
| Kansas City | 13 | 3 | 0 | .813 | 375 | 232 |
| *Denver | 12 | 4 | 0 | .750 | 472 | 287 |
| Seattle | 8 | 8 | 0 | .500 | 365 | 362 |
| Oakland | 4 | 12 | 0 | .250 | 324 | 419 |
| San Diego | 4 | 12 | 0 | .250 | 266 | 425 |

*Wild Card qualifier for playoffs

NATIONAL FOOTBALL CONFERENCE

Eastern Division

| | W | L | T | Pct. | Pts. | OP |
|--------------|----|----|---|------|------|-----|
| N.Y. Giants | 10 | 5 | 1 | .656 | 307 | 265 |
| Washington | 8 | 7 | 1 | .531 | 327 | 289 |
| Philadelphia | 6 | 9 | 1 | .406 | 317 | 372 |
| Dallas | 6 | 10 | 0 | .375 | 304 | 314 |
| Arizona | 4 | 12 | 0 | .250 | 283 | 379 |

Central Division

| | W | L | T | Pct. | Pts. | OP |
|------------|----|----|---|------|------|-----|
| Green Bay | 13 | 3 | 0 | .813 | 422 | 282 |
| *Tampa Bay | 10 | 6 | 0 | .625 | 299 | 263 |
| *Detroit | 9 | 7 | 0 | .563 | 379 | 306 |
| *Minnesota | 9 | 7 | 0 | .563 | 354 | 359 |
| Chicago | 4 | 12 | 0 | .250 | 263 | 421 |

Western Division

| | W | L | T | Pct. | Pts. | OP |
|---------------|----|----|---|------|------|-----|
| San Francisco | 13 | 3 | 0 | .813 | 375 | 265 |
| Carolina | 7 | 9 | 0 | .438 | 265 | 314 |
| Atlanta | 7 | 9 | 0 | .438 | 320 | 361 |
| New Orleans | 6 | 10 | 0 | .375 | 237 | 327 |
| St. Louis | 5 | 11 | 0 | .313 | 299 | 359 |

Miami finished ahead of the New York Jets based on head-to-head sweep (2-0). Pittsburgh finished ahead of Jacksonville based on better net division points (78 to Jaguars' 23). Oakland finished ahead of San Diego based on better division record (2-6 to Chargers' 1-7). Detroit finished ahead of Minnesota based on head-to-head sweep (2-0). Carolina finished ahead of Atlanta based on head-to-head sweep (2-0).

1997 NFL POSTSEASON AT A GLANCE

(Home team in caps)

AFC Wild Card Playoff Games

DENVER 42, Jacksonville 17
NEW ENGLAND 17, Miami 3

AFC Divisional Playoff Games

PITTSBURGH 7, New England 6
Denver 14, KANSAS CITY 10

AFC Championship Game

Denver 24, PITTSBURGH 21

NFC Wild Card Playoff Games

Minnesota 23, N.Y. GIANTS 22
TAMPA BAY 20, Detroit 10

NFC Divisional Playoff Games

SAN FRANCISCO 38, Minnesota 22
GREEN BAY 21, Tampa Bay 7

NFC Championship Game

Green Bay 23, SAN FRANCISCO 10

Super Bowl XXXII at Qualcomm Stadium, San Diego, California

Denver (AFC) 31, Green Bay (NFC) 24

AFC-NFC Pro Bowl at Aloha Stadium, Honolulu, Hawaii

AFC 29, NFC 24





1998 NATIONAL FOOTBALL LEAGUE SCHEDULE

(All Times Local)

**SUNDAY, SEPTEMBER 6 (First Weekend)**

| | |
|-------------------------------------|-------------|
| Arizona at Dallas..... | 3:05 |
| Atlanta at Carolina..... | 1:01 |
| Buffalo at San Diego..... | 1:15 |
| Detroit at Green Bay..... | 12:01 |
| Jacksonville at Chicago..... | 12:01 |
| Miami at Indianapolis..... | 3:15 |
| New Orleans at St. Louis..... | 12:01 |
| New York Jets at San Francisco..... | 1:15 |
| Pittsburgh at Baltimore..... | 1:01 |
| Seattle at Philadelphia..... | 1:01 |
| Tampa Bay at Minnesota..... | 12:01 |
| Tennessee at Cincinnati..... | 1:01 |
| Washington at New York Giants..... | 1:01 |
| Oakland at Kansas City..... | (ESPN) 7:20 |

MONDAY, SEPTEMBER 7

| | |
|----------------------------|------------|
| New England at Denver..... | (ABC) 6:20 |
|----------------------------|------------|

SUNDAY, SEPTEMBER 13 (Second Weekend)

| | |
|----------------------------------|-------------|
| Arizona at Seattle..... | 1:15 |
| Baltimore at New York Jets..... | 1:01 |
| Buffalo at Miami..... | 1:01 |
| Carolina at New Orleans..... | 12:01 |
| Chicago at Pittsburgh..... | 1:01 |
| Cincinnati at Detroit..... | 1:01 |
| Dallas at Denver..... | 2:15 |
| Kansas City at Jacksonville..... | 1:01 |
| Minnesota at St. Louis..... | 12:01 |
| New York Giants at Oakland..... | 1:15 |
| Philadelphia at Atlanta..... | 1:01 |
| San Diego at Tennessee..... | 12:01 |
| Tampa Bay at Green Bay..... | 12:01 |
| Indianapolis at New England..... | (ESPN) 8:20 |

MONDAY, SEPTEMBER 14

| | |
|----------------------------------|------------|
| San Francisco at Washington..... | (ABC) 8:20 |
|----------------------------------|------------|

SUNDAY, SEPTEMBER 20 (Third Weekend)**(Open Dates: Atlanta, Carolina, New Orleans, San Francisco)**

| | |
|------------------------------------|-------------|
| Baltimore at Jacksonville..... | 4:15 |
| Chicago at Tampa Bay..... | 4:05 |
| Denver at Oakland..... | 1:15 |
| Detroit at Minnesota..... | 12:01 |
| Green Bay at Cincinnati..... | 1:01 |
| Indianapolis at New York Jets..... | 1:01 |
| Pittsburgh at Miami..... | 1:01 |
| St. Louis at Buffalo..... | 1:01 |
| San Diego at Kansas City..... | 12:01 |
| Tennessee at New England..... | 1:01 |
| Washington at Seattle..... | 1:05 |
| Philadelphia at Arizona..... | (ESPN) 5:20 |

MONDAY, SEPTEMBER 21

| | |
|--------------------------------|------------|
| Dallas at New York Giants..... | (ABC) 8:20 |
|--------------------------------|------------|

SUNDAY, SEPTEMBER 27 (Fourth Weekend)**(Open Dates: Buffalo, Miami, New England, New York Jets)**

| | |
|-----------------------------------|-------------|
| Arizona at St. Louis..... | 12:01 |
| Atlanta at San Francisco..... | 1:15 |
| Denver at Washington..... | 1:01 |
| Green Bay at Carolina..... | 1:01 |
| Jacksonville at Tennessee..... | 12:01 |
| Kansas City at Philadelphia..... | 1:01 |
| Minnesota at Chicago..... | 3:15 |
| New Orleans at Indianapolis..... | 12:01 |
| New York Giants at San Diego..... | 1:15 |
| Oakland at Dallas..... | 12:01 |
| Seattle at Pittsburgh..... | 4:05 |
| Cincinnati at Baltimore..... | (ESPN) 8:20 |

MONDAY, SEPTEMBER 28

| | |
|---------------------------|------------|
| Tampa Bay at Detroit..... | (ABC) 8:20 |
|---------------------------|------------|

SUNDAY, OCTOBER 4 (Fifth Weekend)**(Open Dates: Baltimore, Cincinnati, Jacksonville, Pittsburgh, St. Louis, Tennessee)**

| | |
|-----------------------------------|-------------|
| Carolina at Atlanta..... | 1:01 |
| Dallas at Washington..... | 1:01 |
| Detroit at Chicago..... | 12:01 |
| Miami at New York Jets..... | 1:01 |
| New England at New Orleans..... | 12:01 |
| New York Giants at Tampa Bay..... | 4:15 |
| Oakland at Arizona..... | 1:05 |
| Philadelphia at Denver..... | 2:15 |
| San Diego at Indianapolis..... | 12:01 |
| San Francisco at Buffalo..... | 1:01 |
| Seattle at Kansas City..... | (ESPN) 7:20 |

MONDAY, OCTOBER 5

| | |
|-----------------------------|------------|
| Minnesota at Green Bay..... | (ABC) 7:20 |
|-----------------------------|------------|

SUNDAY, OCTOBER 11 (Sixth Weekend)**(Open Dates: Detroit, Green Bay, Minnesota, Tampa Bay)**

| | |
|-----------------------------------|-------------|
| Buffalo at Indianapolis..... | 12:01 |
| Carolina at Dallas..... | 12:01 |
| Chicago at Arizona..... | 1:05 |
| Denver at Seattle..... | 1:15 |
| Kansas City at New England..... | 1:01 |
| New York Jets at St. Louis..... | 3:15 |
| Pittsburgh at Cincinnati..... | 1:01 |
| San Diego at Oakland..... | 1:15 |
| San Francisco at New Orleans..... | 12:01 |
| Tennessee at Baltimore..... | 1:01 |
| Washington at Philadelphia..... | 1:01 |
| Atlanta at New York Giants..... | (ESPN) 8:20 |

MONDAY, OCTOBER 12

| | |
|----------------------------|------------|
| Miami at Jacksonville..... | (ABC) 8:20 |
|----------------------------|------------|

THURSDAY, OCTOBER 15 (Seventh Weekend)**(Open Dates: Denver, Kansas City, Oakland, Seattle)**

| | |
|---------------------------|-------------|
| Green Bay at Detroit..... | (ESPN) 8:20 |
|---------------------------|-------------|

SUNDAY, OCTOBER 18

| | |
|------------------------------------|-------|
| Arizona at New York Giants..... | 1:01 |
| Baltimore at Pittsburgh..... | 1:01 |
| Carolina at Tampa Bay..... | 1:01 |
| Cincinnati at Tennessee..... | 12:01 |
| Dallas at Chicago..... | 3:15 |
| Indianapolis at San Francisco..... | 1:05 |
| Jacksonville at Buffalo..... | 1:01 |
| New Orleans at Atlanta..... | 1:01 |
| Philadelphia at San Diego..... | 1:15 |
| St. Louis at Miami..... | 4:15 |
| Washington at Minnesota..... | 12:01 |

MONDAY, OCTOBER 19

| | |
|-----------------------------------|------------|
| New York Jets at New England..... | (ABC) 8:20 |
|-----------------------------------|------------|

SUNDAY, OCTOBER 25 (Eighth Weekend)**(Open Dates: Arizona, Dallas, Indianapolis, New York Giants, Philadelphia, Washington)**

| | |
|---------------------------------|-------------|
| Atlanta at New York Jets..... | 1:01 |
| Baltimore at Green Bay..... | 12:01 |
| Chicago at Tennessee..... | 3:05 |
| Cincinnati at Oakland..... | 1:15 |
| Jacksonville at Denver..... | 2:15 |
| Minnesota at Detroit..... | 1:01 |
| New England at Miami..... | 1:01 |
| San Francisco at St. Louis..... | 12:01 |
| Seattle at San Diego..... | 1:15 |
| Tampa Bay at New Orleans..... | 12:01 |
| Buffalo at Carolina..... | (ESPN) 8:20 |

MONDAY, OCTOBER 26

| | |
|--------------------------------|------------|
| Pittsburgh at Kansas City..... | (ABC) 7:20 |
|--------------------------------|------------|



SUNDAY, NOVEMBER 1 (Ninth Weekend)

(Open Dates: Chicago, San Diego)

| | |
|-------------------------------|-------------|
| Arizona at Detroit | 1:01 |
| Denver at Cincinnati | 1:01 |
| Jacksonville at Baltimore | 1:01 |
| Miami at Buffalo | 1:01 |
| Minnesota at Tampa Bay | 1:01 |
| New England at Indianapolis | 1:01 |
| New Orleans at Carolina | 1:01 |
| New York Giants at Washington | 1:01 |
| New York Jets at Kansas City | 3:05 |
| St. Louis at Atlanta | 1:01 |
| San Francisco at Green Bay | 3:15 |
| Tennessee at Pittsburgh | 1:01 |
| Oakland at Seattle | (ESPN) 5:20 |

MONDAY, NOVEMBER 2

| | |
|------------------------|------------|
| Dallas at Philadelphia | (ABC) 8:20 |
|------------------------|------------|

SUNDAY, NOVEMBER 8 (Tenth Weekend)

| | |
|----------------------------|-------------|
| Atlanta at New England | 1:01 |
| Buffalo at New York Jets | 4:15 |
| Carolina at San Francisco | 1:05 |
| Cincinnati at Jacksonville | 1:01 |
| Detroit at Philadelphia | 1:01 |
| Indianapolis at Miami | 1:01 |
| Kansas City at Seattle | 1:15 |
| New Orleans at Minnesota | 12:01 |
| New York Giants at Dallas | 12:01 |
| Oakland at Baltimore | 1:01 |
| St. Louis at Chicago | 12:01 |
| San Diego at Denver | 2:15 |
| Washington at Arizona | 2:05 |
| Tennessee at Tampa Bay | (ESPN) 8:20 |

MONDAY, NOVEMBER 9

| | |
|-------------------------|------------|
| Green Bay at Pittsburgh | (ABC) 8:20 |
|-------------------------|------------|

SUNDAY, NOVEMBER 15 (Eleventh Weekend)

| | |
|-------------------------------|-------------|
| Baltimore at San Diego | 1:05 |
| Cincinnati at Minnesota | 12:01 |
| Dallas at Arizona | 2:15 |
| Green Bay at New York Giants | 4:15 |
| Miami at Carolina | 1:01 |
| New England at Buffalo | 1:01 |
| New York Jets at Indianapolis | 1:01 |
| Philadelphia at Washington | 1:01 |
| Pittsburgh at Tennessee | 12:01 |
| St. Louis at New Orleans | 12:01 |
| San Francisco at Atlanta | 1:01 |
| Seattle at Oakland | 1:05 |
| Tampa Bay at Jacksonville | 4:15 |
| Chicago at Detroit | (ESPN) 8:20 |

MONDAY, NOVEMBER 16

| | |
|-----------------------|------------|
| Denver at Kansas City | (ABC) 7:20 |
|-----------------------|------------|

SUNDAY, NOVEMBER 22 (Twelfth Weekend)

| | |
|---------------------------------|-------------|
| Arizona at Washington | 1:01 |
| Baltimore at Cincinnati | 4:15 |
| Carolina at St. Louis | 3:05 |
| Chicago at Atlanta | 1:01 |
| Detroit at Tampa Bay | 1:01 |
| Green Bay at Minnesota | 12:01 |
| Indianapolis at Buffalo | 1:01 |
| Jacksonville at Pittsburgh | 1:01 |
| Kansas City at San Diego | 1:15 |
| New York Jets at Tennessee | 3:15 |
| Oakland at Denver | 2:15 |
| Philadelphia at New York Giants | 1:01 |
| Seattle at Dallas | 12:01 |
| New Orleans at San Francisco | (ESPN) 5:20 |

MONDAY, NOVEMBER 23

| | |
|----------------------|------------|
| Miami at New England | (ABC) 8:20 |
|----------------------|------------|

THURSDAY, NOVEMBER 26 (Thirteenth Weekend)

| | |
|-----------------------|-------------|
| Minnesota at Dallas | (FOX) 3:05 |
| Pittsburgh at Detroit | (CBS) 12:35 |

SUNDAY, NOVEMBER 29

| | |
|----------------------------|-------------|
| Arizona at Kansas City | 12:01 |
| Atlanta at St. Louis | 12:01 |
| Buffalo at New England | 4:05 |
| Carolina at New York Jets | 1:01 |
| Indianapolis at Baltimore | 1:01 |
| Jacksonville at Cincinnati | 1:01 |
| New Orleans at Miami | 1:01 |
| Philadelphia at Green Bay | 3:15 |
| Tampa Bay at Chicago | 12:01 |
| Tennessee at Seattle | 1:05 |
| Washington at Oakland | 1:15 |
| Denver at San Diego | (ESPN) 5:20 |

MONDAY, NOVEMBER 30

| | |
|----------------------------------|------------|
| New York Giants at San Francisco | (ABC) 5:20 |
|----------------------------------|------------|

THURSDAY, DECEMBER 3 (Fourteenth Weekend)

| | |
|---------------------------|-------------|
| St. Louis at Philadelphia | (ESPN) 8:20 |
|---------------------------|-------------|

SUNDAY, DECEMBER 6

| | |
|----------------------------|-------------|
| Baltimore at Tennessee | 3:15 |
| Buffalo at Cincinnati | 1:01 |
| Dallas at New Orleans | 12:01 |
| Detroit at Jacksonville | 1:01 |
| Indianapolis at Atlanta | 1:01 |
| Kansas City at Denver | 2:15 |
| Miami at Oakland | 1:15 |
| New England at Pittsburgh | 1:01 |
| New York Giants at Arizona | 2:05 |
| San Diego at Washington | 1:01 |
| San Francisco at Carolina | 1:01 |
| Seattle at New York Jets | 1:01 |
| Chicago at Minnesota | (ESPN) 7:20 |

MONDAY, DECEMBER 7

| | |
|------------------------|------------|
| Green Bay at Tampa Bay | (ABC) 8:20 |
|------------------------|------------|

SUNDAY, DECEMBER 13 (Fifteenth Weekend)

| | |
|----------------------------|-------------|
| Arizona at Philadelphia | 1:01 |
| Atlanta at New Orleans | 12:01 |
| Chicago at Green Bay | 12:01 |
| Cincinnati at Indianapolis | 1:01 |
| Dallas at Kansas City | 3:15 |
| Denver at New York Giants | 1:01 |
| Minnesota at Baltimore | 4:15 |
| New England at St. Louis | 12:01 |
| Oakland at Buffalo | 1:01 |
| Pittsburgh at Tampa Bay | 1:01 |
| San Diego at Seattle | 1:05 |
| Tennessee at Jacksonville | 1:01 |
| Washington at Carolina | 1:01 |
| New York Jets at Miami | (ESPN) 8:20 |

MONDAY, DECEMBER 14

| | |
|--------------------------|------------|
| Detroit at San Francisco | (ABC) 5:20 |
|--------------------------|------------|

SATURDAY, DECEMBER 19 (Sixteenth Weekend)

| | |
|--------------------------|-------------|
| New York Jets at Buffalo | (CBS) 12:35 |
| Tampa Bay at Washington | (FOX) 4:05 |

SUNDAY, DECEMBER 20

| | |
|--------------------------------|-------------|
| Atlanta at Detroit | 1:01 |
| Baltimore at Chicago | 12:01 |
| Cincinnati at Pittsburgh | 1:01 |
| Indianapolis at Seattle | 1:05 |
| Kansas City at New York Giants | 1:01 |
| New Orleans at Arizona | 2:15 |
| Oakland at San Diego | 1:05 |
| Philadelphia at Dallas | 3:15 |
| St. Louis at Carolina | 1:01 |
| San Francisco at New England | 1:01 |
| Tennessee at Green Bay | 12:01 |
| Jacksonville at Minnesota | (ESPN) 7:20 |

MONDAY, DECEMBER 21

| | |
|-----------------|------------|
| Denver at Miami | (ABC) 8:20 |
|-----------------|------------|

SATURDAY, DECEMBER 26 (Seventeenth Weekend)

| | |
|------------------------|------------------|
| Kansas City at Oakland | (CBS) 1:05 |
| Minnesota at Tennessee | (FOX) 11:35 a.m. |

SUNDAY, DECEMBER 27

| | |
|---------------------------------|-------------|
| Buffalo at New Orleans | 12:01 |
| Carolina at Indianapolis | 1:01 |
| Detroit at Baltimore | 1:01 |
| Green Bay at Chicago | 12:01 |
| Miami at Atlanta | 1:01 |
| New England at New York Jets | 1:01 |
| New York Giants at Philadelphia | 4:05 |
| St. Louis at San Francisco | 1:05 |
| San Diego at Arizona | 2:15 |
| Seattle at Denver | 2:15 |
| Tampa Bay at Cincinnati | 1:01 |
| Washington at Dallas | (ESPN) 7:20 |

MONDAY, DECEMBER 28


| | |
|----------------------------|------------|
| Pittsburgh at Jacksonville | (ABC) 8:20 |
|----------------------------|------------|

POSTSEASON

| | |
|---------------------------------|-----------------|
| Wild Card Weekend | Jan. 2-3, 1999 |
| Divisional Playoffs | Jan. 9-10, 1999 |
| Conference Championships | Jan. 17, 1999 |
| Super Bowl XXXIII (Miami, Fla.) | Jan. 31, 1999 |
| Pro Bowl (Honolulu Hi.) | Feb. 7, 1999 |

COINCIDENCE?

If NFL™ football and Miller Lite weren't made for each other, how do you explain the uncanny resemblance between these two objects?



The letter "L" appears twice in both the words *football* and *Miller*... Think about it.



Plus, a football helmet sort of has the same shape as the top of a Miller Lite can. *What are the odds of that?* Whatever, it's still a good bet that you all will want to enjoy a Miller Lite beer just thinking about it.

MILLER BREWING REMINDS YOU TO
THINK WHEN
YOU **DRINK**

Another strange coincidence?

There are 100 yards in a football field. A six-pack of Miller Lite contains 72 ounces of beer. A difference of only 28. Scary, huh?



Ring
Ring
Ring
Ring
Ring

Good luck on getting that sixth ring, Dallas.
AT&T. Official telecommunications sponsor of Texas Stadium.



It's all within your reach.