

# Detroit Lions



# 1972

*The Detroit Free Press*

Official Press ■ Radio ■ TV ■ Facts Book

# Until Every Day is Summer!



## *SUN·FUN* Pool Enclosures

Keeps out the cold, rain, and snow without making you feel closed in; lets in all the sunlight and fresh air you want.

Sun Valley pools come in many shapes, many sizes. Above ground pools have depths to 8 feet, liners guaranteed for life. Michigan's largest manufacturers and builders. We've been building pools for over 10 years. Call for a free estimate today.



- GUNITE
- VINYL LINERS
- STEEL POOLS
- REDWOOD POOLS
- ENCLOSURES



6184 N. TELEGRAPH RD. Between Ford and Warren

# 421-7020



More publications available at:

[www.retroseasons.com/library/](http://www.retroseasons.com/library/)



## **All-State. All-American. All-World.**

Fast. Powerful. Versatile. Michigan BankAmericard really delivers, wherever you are. Everything from travel and entertainment to goods and services. Even Instant Cash.

It's honored at over 18,000 merchants throughout Michigan and over 900,000 merchants throughout the world.

Apply for your "all-everything" Michigan BankAmericard at Michigan Bank, Michigan National Bank, or participating banks. Or, wherever Michigan BankAmericard is displayed.

THE SATURDAY BANK: OPEN 'TIL 4:30 P.M., MON. THRU SAT.

# **MICHIGAN NATIONAL BANK**

MEMBER F.D.I.C.

# Now at Chester Boot Shop



## HERMAN SURVIVORS®

### the Gun Boot

Nine inch insulated boot with green pebble grain rawhide leather uppers and soft full grain glazed leather gusset and quarters. Brass speed hooks. Ensolite® insulation. Full grain tan cowhide leather linings. Soft cushion insole. Gusset and collar padded with soft Ensolite®. Vibram® sole and heel.

## CHESTER BOOT SHOP

HAZEL PARK  
9 Mile at John R  
NORTHGATE MALL  
398-7694

STERLING - UTICA  
43620 Van Dyke  
RIVERLAND SHOP CTR.  
739-3323

DETROIT - GROSSE PTE.  
15911 E. Warren  
TU 5-0863



*Charge it at Chester's*



# CONTENTS, 1972 LIONS FACTS BOOK

## Part 1—The Current Season, 1972

Ticket Information & Stadium Diagram .....	2
Who's Who with the 1972 Lions .....	3-7
Training Camp Depth Charts .....	8
1972 Lions Rookies Roster .....	9
Rookies Biographies .....	10-14
1972 Lions Veterans Roster .....	15
Veterans Biographies & Individual Statistics .....	16-41

## Part 2—Last Season, 1971

1971 Lions Results & Lions 1971 NFC Rankings .....	42
1971 Lions Team & Individual Statistics .....	43
1971 Lions Season Review, Game-by-Game .....	44-50
Lions "Big Plays" of 1971 .....	28

## Part 3—The Past Seasons, 1934-1971

Lions All-Pro Players & All-Pro Selections by Years .....	58
All-Time Lions Individual Records .....	52-55
All-Time Lions Team Records .....	56-57
All-Time Lions Player Roster (579 Players from 184 Colleges) .....	81-84
History of the Detroit Lions & Important Dates .....	78-80
Lions Game-by-Game Record .....	69-72
Lions Year-by-Year Record .....	68
Yearly NFL Standings & Championship Games Details .....	61-67
Lions vs. League Opponents .....	73-76
Summary & Game-by-Game with Each Team .....	73-76
Lions Pro Bowl Selections .....	59
Lions Yearly Attendance Figures .....	51
Lions Best Individual Rushing Efforts (100 Yards or More) .....	60

## Part 4—Miscellaneous Information & Statistics

Recent Lion Trades Details .....	30
Lions in NFL & Michigan Sports Halls of Fame .....	56, 29
Draft Choices, 1972 .....	9
Lions League Records—Team & Individual .....	80
Longest Plays & Coaches Summary .....	77
Most Valuable Players, 1952-1971 .....	26
Lions Longevity Leaders .....	37
Record Single Home Game Attendances .....	21
Thanksgiving Game Series Record, 1934-38, 1945-71 .....	51
Post-Season Games Record .....	24
Draft Choices, 1960-1971 .....	31
Lions 1973 Opponents .....	57

### NATIONAL FOOTBALL LEAGUE, 1972

#### National Football Conference

##### Eastern Division

\*Dallas  
\*New York Giants  
Philadelphia  
St. Louis  
Washington

##### Central Division

\*Chicago  
DETROIT  
\*Green Bay  
\*Minnesota

##### Western Division

\*Atlanta  
\*Los Angeles  
\*New Orleans  
San Francisco

#### American Football Conference

##### Eastern Division

Baltimore  
\*Buffalo  
Miami  
New England  
\*New York Jets

##### Central Division

Cincinnati  
Cleveland  
Houston  
Pittsburgh

##### Western Division

Denver  
Kansas City  
Oakland  
\*San Diego

\*Lions 1972 Opponents

## LIONS TICKET INFORMATION

**Season Tickets**—The sale, billing and processing of all Detroit Lion season tickets is now done by a system of automated computers. Please call 965-6330 for any season ticket information. There are 51,088 reserved seats at Tiger Stadium.

### Season Ticket Sales Chart by Years—

1948—6,842	1955—36,434	1961—39,501	1967—40,404
1949—7,201	1956—36,586	1962—35,693	1968—40,018
1950—8,685	1957—39,844	1963—36,409	1969—40,049
1951—10,094	1958—42,154	1964—37,218	1970—39,823
1952—17,554	1959—41,029	1965—38,758	1971—42,565*
1953—21,606	1960—39,153	1966—38,355	1972—
1954—28,553			

**Single Game Tickets**—Reserved seat tickets for any of the individual games (pre-season and regular season) are available at the Lions ticket office, 1401 Michigan Ave., one block east of Tiger Stadium.

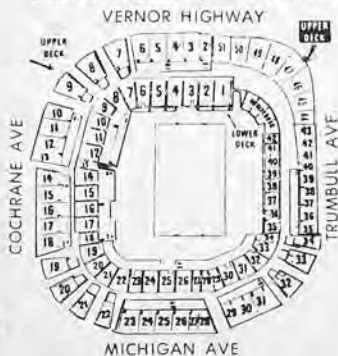
Upper deck reserved seats are \$7.50 each; lower deck reserved seats are \$6.50 each while reserved seats in the upper deck Coaches Corner also are \$6.50.

3,000 un-reserved seats are priced at \$3.00 each. These tickets are sold at the stadium starting two hours before the opening kickoff at each home game, unless announced otherwise.

Tickets also are available at Hudson ticket service outlets and can be purchased on Hudson's charge account cards. Outlets are located at Hudson's Downtown, Northland, Eastland, Westland, Southland, Pontiac, Oakland Mall and Hudson's Flint.

**Mail Orders**—Tickets to all Lion home games can be obtained by sending a check or money order covering the amount of the desired number of tickets. Please include a self-addressed stamped envelope and mail to: Detroit Lions, Inc., 1401 Michigan Ave., Detroit, Mich. 48216. It is advisable when ordering by mail to include an alternate game should your primary game be sold out. (Only \$6.50 tickets are available in this manner.)

**Press Tickets**—Certified press, radio and television representatives should address requests for working press tickets to Lyall Smith, 1401 Michigan Ave., Detroit, Mich. 48216 or call either Smith or Elliott Trumbull at 965-6644.



## TIGER STADIUM

HOME OF THE LIONS  
CAPACITY ATTENDANCE—54,418

**Upper Deck**  
Reserved Seats \$7.50

**Lower Deck**  
Reserved Seats \$6.50

**FOR TICKET  
INFORMATION CALL  
WO 5-6630**

# WHO'S WHO WITH THE 1972 DETROIT LIONS

1401 Michigan Avenue, Detroit, MI 48216

(313) 965-6644

## ADMINISTRATIVE STAFF

Owner & President .....	William Clay Ford
Executive Vice President & General Manager .....	Russell Thomas
Senior Vice President .....	Edwin J. Anderson
Publicity Director & Business Manager .....	Lyall Smith
Secretary & Legal Counsel .....	Fred C. Nash
Treasurer .....	Newton S. Peters
Assistant Treasurer .....	Magda Kende
Assistant Publicity Director .....	Elliott Trumbull
Ticket Manager .....	Maurie Schubot
Chief Talent Scout .....	Jerry Neri

## COACHING AND TRAINING STAFF

Head Coach .....	Joe Schmidt
Assistant Coach (Overall defense) .....	Jim David
Assistant Coach (Overall offense) .....	Bill McPeak
Assistant Coach (defense) .....	Dick Voris
Assistant Coach (offense) .....	Chuck Knox
Assistant Coach (offense) .....	John North
Assistant Coach (offense) .....	Lee Bennett
Assistant Coach (kickers and special teams) .....	Jim Martin
Trainer .....	Kent Falb
Assistant Trainer .....	Gary Tuthill
Equipment Manager .....	Roy (Friday) Mackle
Assistant Equipment Manager .....	Charles (Rip) Collins
Team Physician .....	Dr. Edwin R. Guise

## OFFICE PERSONNEL

Receptionist .....	Norma Curry
Secretary (Mr. Ford & Mr. Anderson) .....	Claire Travis
Secretary (Mr. Thomas) .....	Helen Kavaya
Secretary (Mr. Smith) .....	Kim Darcy
Secretary (Mr. Neri and Coaches) .....	Martha Jones
Assistant to Mrs. Kende .....	Violet Kiss
Box Office Secretary .....	Vera Lum

## SPECIAL ACTIVITIES

Entertainment Director .....	Harold Arnoldi
Field Activities Coordinator .....	John Abbate
Public Address Announcer .....	Joe Gentile
Press Box Chief .....	Tom Richards
Statistics Crew Chief .....	Jim Huddleston
Movie Photographers .....	John and Fred Potter
Radio Play-by-Play Men .....	Van Patrick and Bob Reynolds
Originating Radio Station .....	WJR (760)
Team Colors .....	Honolulu Blue & Silver
Fight Song .....	"Gridiron Heroes" by Dr. Graham Overgard

## WILLIAM CLAY FORD

### President

He is starting his 9th season as club owner, his 12th as club president, his 17th as a club official . . . and his 39th as an avid Lion fan.

When the local NFL franchise was moved to Detroit from Portsmouth, Ohio, in 1934, he became an interested spectator. Despite his active participation in the automotive company which carries the family name, plus his many other duties in national and local organizations, he is daily at his desk in the Lions' offices to direct the over-all operation of the football club.



Under his supervision the club has been re-built to a stage where it is recognized as one of the strongest in the 26-team NFL. But the goal is a championship and he will never be satisfied with anything less.

He became a board member of the Lions' organization in 1956, was named president in 1961 and then bought out the group of stockholders who had purchased the club in 1948 from Fred Mandel of Chicago. As its sole owner, Mr. Ford takes the company back to its local origin in 1934 when it was owned by the late George A. Richards.

In addition to his daily duties as owner and president of the club, he also carries the responsibilities as vice president of the Ford Motor Co. in charge of product planning and design. He is the grandson of the late Henry Ford, founder of the motor company and the youngest of four children of the late Edsel B. Ford.

As a community leader, Mr. Ford is chairman of the trustees of the Henry Ford Museum and Greenfield Village, a trustee of the Thomas A. Edison Foundation, secretary-treasurer of the Henry Ford Hospital in Detroit, president of the Edsel B. Ford Institute for Medical Research, a trustee of the Michigan Heart Association and the Eisenhower Medical Center.

He has served as national campaign chairman of the United Cerebral Palsy Association on four occasions and is a director of the United Foundation. He is also a director of the National Tennis Hall of Fame.

A graduate of Yale University in 1949, Ford has held positions in sales and advertising and in industrial relations. He was general manager of the Continental Division before assuming his present duties with the company in 1956. He has been a member of the Ford Motor Co. board of directors since 1948.

An avid sports enthusiast, he played varsity tennis and soccer at Yale in addition to being a low handicap golfer. He is a member of the Country Club of Detroit.

Mr. Ford is married to the former Martha Firestone of Akron, Ohio. They have three daughters—Martha, Sheila, Elizabeth, and one son, William Clay, Jr. The Fords reside in Grosse Pointe Farms, Michigan.

## **RUSSELL THOMAS**

### **Executive Vice President and General Manager**



The many-faceted job of handling the day-by-day operations of the Lions' professional football franchise is in the hands of a man who has played and coached the game in addition to serving the club in numerous administrative capacities.

Thomas first came to Detroit 26 years ago as an All-American lineman from Ohio State's national championship collegiate team coached by Paul Brown. He was named director of player personnel when William Clay Ford purchased the Lions in 1964 and elevated to his current position two years later.

Under his direction, the team has been completely-rebuilt and recognized as one of the strongest in the NFL.

An All-State athlete of West Virginia, Thomas was drafted by the Lions after a brilliant football career at Ohio State. When knee surgery ended his professional playing days, he became an assistant coach at St. Bonaventure College before joining the Lions' staff in a coaching capacity.

He later was a talent scout for the local team, became a member of the Lions' radio-broadcasting team, was in charge of evaluating collegiate stars as future pros and then put in charge of the team's player personnel program.

Every player on the current Lion roster with the exception of Wayne Walker and Dick LeBeau has been acquired by draft or trade under his supervision.

A longtime Detroit-area resident, Thomas and his wife, Dorothy, reside in Walled Lake, Mich. They have two sons, John and James.

## **EDWIN J. ANDERSON**

### **Senior Vice President**



A veteran administrator of the National Football League, Anderson is starting his 24th consecutive year as an executive of the Detroit Lions.

He was a prime factor in organizing a group of local enthusiasts who purchased the local franchise from Chicagoan Fred Mandel in 1948. He was elected club president the following year and held that post for 12 seasons in addition to serving as general manager in nine of those years.

His current duties primarily are concerned with the club's financial and policy-making committees with special emphasis on construction of a new stadium. He also is active in local civic and community organizations.

A graduate of Beloit College, Anderson was one of that school's finest athletes. He was prominent in advertising and sales fields and was president of a local brewery from 1941 until 1958.

## 1972 LIONS COACHING STAFF



**JOE SCHMIDT**  
**Head Coach**

The emphasis was on defense when Joe Schmidt plied his trade for 13 brilliant seasons as one of professional football's greatest middle linebackers.

The emphasis is on defense now as Joe moves into his sixth year as head coach of the Detroit Lions.

Detroit's top three choices in the 1972 draft were defensive players. So were seven of the first eight selections. When the draft ended, the Lions had tagged 14 collegiate seniors.

Ten of the 14 played defense.

They also swapped a draft choice for a three-year NFL veteran who . . . needless to say . . . also is a defensive player.

Back from their rookie season in 1971 come the Lions' 1-2-3-4 draft selections of a year ago, plus a No. 8. All five of them saw NFL action. All five of them . . . naturally . . . play on the defensive side of the scrimmage line.

"I believe you might get the impression that when it comes to new players we have become defensive-minded the last two years," says Schmidt in a classic under-statement.

"But when you analyze the facts, the reasons are obvious. We concentrated on rejuvenating our offense a few years ago through the draft and trades. Last season only two of the other 25 NFL teams scored more points than we did (Dallas and Oakland).

"We gained more yardage than any team in Detroit football history (4577). Only two Lion teams (1934 and '36) gained more yards rushing than we did in 1971. Our offense is a young one. Our defense has some players who are getting up there in years. So in the last two drafts we have concentrated on bringing in young defensive players.

"We feel our moves definitely should start paying off in 1972 . . ."

Joe joined the Lions as a seventh draft choice from the University of Pittsburgh back in 1953. When he hung up his playing uniform, every honor in professional football had come his way. Now he is shooting for still another one . . . to be head coach of a champion.

Joe was named to the Pro Bowl squad 10 times in his 13 seasons despite two shoulder operations. He captained the Lions nine straight years, was voted to the NFL All-Pro team on eight occasions and saw his teammates name him their Most Valuable Player in 1955-57-58 and again in 1961.

He came out of college as a fullback but was groomed for the job of middle linebacker, a position unheard of prior to the 1950's. Up to that time, pro teams utilized a seven-man line on defense—usually anchored by a big man like Les Bingaman in the center.

The new trend called for the use of a four-man defensive line by dropping off the ends and pulling back the middle guard. Schmidt played a corner linebacker post for several years until the Lions adopted the four-man line principle.

When they did, Joe was moved into the middle linebacker slot. He stayed there until he retired as a player and is rated by all experts as the greatest of his era.

6 Joe resides in the suburban Detroit area with his wife, Marilyn, and his five children, Billy, Mark, Joe Jr., Kerry and Amy.

**LEE BENNETT, Offensive Backfield Coach**

1st Year as Lions Coach (Joined Staff in 1972)  
Born: June 20, 1938, Paducah, Kentucky  
College: Kentucky, QB-DB 1958-60  
College Coach: Kentucky 1961-62, 1965; Pittsburgh 1966;  
Cincinnati 1967-68; Navy 1969  
Pro Coach: St. Louis 1970-71  
Family: Wife, Pat; 2 sons, Paul and Greg

**JIM DAVID, Overall Defensive Coach**

6th Year as Lions Coach (Joined Staff in 1967)  
Born: December 2, 1927, Florence, South Carolina  
College: Colorado A&M, DB 1948-51  
NFL Player: Detroit 1952-59  
Pro Coach: Los Angeles 1960-62; San Francisco 1964-66  
Family: Wife, Fran; 2 sons, Barry and Peter; 2 daughters,  
Sheila and Anne

**CHUCK KNOX, Offensive Line Coach**

6th Year as Lions Coach (Joined Staff in 1967)  
Born: April 27, 1932, Sewickley, Pennsylvania  
College: Juniata College (Huntington, Pa.), T 1951-54  
College Coach: Juniata 1954; Wake Forest 1959-60; Kentucky  
1961-62  
Pro Coach: New York Jets 1963-66  
Family: Wife, Shirley; 3 daughters, Chris, Kathy and Colleen;  
1 son, Chuck

**JIM MARTIN, Kickers and Special Teams Coach**

6th Year as Lions Coach (Joined Staff in 1967)  
Born: April 8, 1924, Cleveland, Ohio  
College: Notre Dame, DE-DT 1946-49  
NFL Player: Cleveland 1950; Detroit 1951-61; Baltimore 1963;  
Washington 1964  
College Coach: Idaho State 1966  
Pro Coach: Denver 1965

**BILL McPEAK, Overall Offensive Coach**

6th Year as Lions Coach (Joined Staff in 1967)  
Born: July 24, 1926, New Castle, Pennsylvania  
College: Pittsburgh, DE 1945-48  
NFL Player: Pittsburgh 1949-57  
Pro Coach: Pittsburgh 1956-57; Washington 1959-65  
(Head Coach, 1961-65)

**JOHN NORTH, Receivers Coach**

8th Year as Lions Coach (Joined Staff in 1965)  
Born: June 17, 1921, Gilliam, Louisiana  
College: Vanderbilt, End 1942, 1946-47  
NFL Player: Baltimore 1948-50  
College Coach: Tennessee Tech 1954-55; Kentucky 1956-61;  
LSU 1962-64  
Family: Wife, Dell; son, John III; daughter, Martha

**DICK VORIS, Defensive Line Coach**

1st Year as Lions Coach (Joined Staff in 1972)  
Born: January 25, 1922, Los Angeles, California  
College: San Jose State, LB-C 1947-48  
College Coach: Hartnell (Cal.) JC 1951-52; Army 1955-57;  
Virginia (Head Coach) 1958-60  
Pro Coach: Los Angeles 1953-54; Green Bay 1961-62; San  
Francisco 1963-67; St. Louis 1968-71  
Family: Wife, Idell; son, Ronald; daughter, Susan

# 1972 LIONS TRAINING CAMP DEPTH CHARTS

\*rookie

## OFFENSE

WR . . . . McCullouch — Jessie — Stoudamire\* — Bradley\*  
LT . . . . Yarbrough — Jolley\*  
LG . . . . Walton — Kowalkowski  
C . . . . Flanagan — Thompson — Cottrell — Popplewell — Haney  
RG . . . . Gallagher — Rasley  
RT . . . . Freitas — Kelly\* — Wheless\*  
TE . . . . Sanders — Cotton — Kirschner\* — Bowers\*  
WR . . . . Walton — Brown — Barnes  
QB . . . . Landry — Munson — Cappleman  
RB . . . . Owens — Gipson — Zofko — Triplett  
RB . . . . Taylor — Farr — Eddy — Campbell — Smith\*  
K . . . . Mann — Brock\*  
P . . . . Weaver

## DEFENSE

LE . . . . Mitchell — Orvis\*  
LT . . . . Evey — Bell — Schmiesing — Yanchar  
RT . . . . Rush — Woods — Waldron\* — Gordon\*  
RE . . . . Hand — Sanders\*  
LLB . . . . Naumoff — Mooney — Teal\*  
MLB . . . . Lucci — Lee — Roach\*  
RLB . . . . Walker — Weaver  
LC . . . . Barney — Stuckey\* — Jenkins\*  
RC . . . . LeBeau — Redmond — Clark — Tyler\*  
LS . . . . Weger — Potts\* — McClintock\* — Kutschinski\*  
RS . . . . Rasmussen — Schultz\*

## 1972 LIONS ROOKIES ROSTER

NAME	NO.	POS	HT.	WT.	AGE	DRAFTED	COLLEGE
Bowers, Dan	92	TE	6-4	215	23	FA	Brigham Young
Bradley, Paul	93	WR	6-1	185	22	12th	SMU
Brock, Bill	15	K	6-1	185	22	FA	Harvard
Gordon, John	95	DT	6-6	260	24	FA	Hawaii
Haney, Bob	60	C	6-4	240	25	15th ('70)	Idaho
Henke, Karl	69	DT	6-4	250	27	FA	Tulsa
Jenkins, Leon	31	DB	5-11	165	21	16th	West Virginia
Jolley, Gordon	64	T	6-5	230	22	17th ('71)	Utah
Kelly, Eric	78	DT	6-4	240	22	14th	Whitworth
Kirschner, John	94	TE	6-4	225	22	13th	Memphis State
Kutschinski, Tom	32	DB	6-0	195	23	16th ('71)	Michigan State
McClintock, Bill	43	DB	6-1	180	21	9th	Drake
Orvis, Herb	80	DE	6-5	240	25	1st	Colorado
Popplewell, Don	61	C	6-2	240	23	10th ('71)	Colorado
Potts, Charles	27	DB	6-3	210	23	6th	Purdue
Roach, Steve	58	LB	6-2	230	22	15th	Kansas
Sanders, Ken	90	DE	6-5	225	21	3rd	Howard Payne
Schultz, Gary	30	DB	6-1	185	21	FA	Wayne State
Smith, Roger	39	RB	5-11	235	22	FA	Oregon State
Stoudamire, Charles	91	WR	6-2	195	21	7th	Portland State
Stuckey, Henry	29	DB	6-1	180	21	8th	Missouri
Teal, Jim	57	LB	6-3	225	22	10th	Purdue
Tyler, Mike	33	DB	6-0	190	22	17th	Rice
Waldron, Bob	71	DT	6-5	245	22	11th	Tulane
Wheless, Brownie	79	T	6-4	250	23	7th ('71)	Rice

## ADDITIONAL PLAYERS INFORMATION

---



---



---



---



---

## **PAUL BRADLEY**

**Wide Receiver—Southern Methodist**

**Ht. 6-1, Wt. 185 (Drafted 12th, '72)**

**Born—Houston, Texas, June 1, 1950**

Has excellent speed with 4.4 timing in 40-yard sprints and 9.7 in 100-yard dash . . . Fastest man on SMU team . . . Caught 21 passes last year for 187 yards as No. 2 receiver after playing tight end as junior . . . Member of high school national record-setting relay team (1967) which clocked a 3:11.8 . . . Termed "bouncy type runner with soft hands" by Lion scouts who term him a "highly-competitive receiver" . . . Ran dashes for SMU track team . . . Father was basketball and track star at Rice University 1943-46.

## **BOB HANEY**

**Center—Idaho**

**Ht. 6-4, Wt. 240 (Drafted 15th, '70)**

**Born—Colville, Washington, March 11, 1947**

Offensive lineman who was originally drafted in 1970 . . . Has seen no football action since college due to military obligation . . . Three-year regular at Idaho . . . Excellent speed and rated fine pass blocker . . . Product of the State of Washington where he was both a standout basketball and football player.

## **LEON JENKINS**

**Wide Receiver—West Virginia**

**Ht. 5-11, Wt. 165 (Drafted 16th, '72)**

**Born—Weirton, West Virginia, Aug. 26, 1950**

Was three-year regular at West Virginia and only sophomore to grab starting slot in 1969 . . . Intercepted 10 passes, four last season . . . Handled 42 punts for total of 230 yards on returns . . . Led team last year with 32 returns for 211 yards . . . Very quick . . . Outstanding prep career at Weir High where he scored 103 points and gained over 1,500 yards as a senior . . . Nicknamed "The Flea."

## **GORDON JOLLEY**

**Tackle—Utah**

**Ht. 6-5, Wt. 230 (Drafted 17th, '71)**

**Born—Provo, Utah, May 22, 1949**

Returns for second crack as a pro after strong try in 1971 . . . Called "one of finest linemen" in school history . . . 4.9 speed in 40-yard sprint . . . Started every game for three collegiate seasons . . . All-Stater in football and basketball as Provo Prep . . . Married.

## **ERIC KELLY**

**Defensive Tackle—Whitworth College**

**Ht. 6-4, Wt. 240 (Drafted 14th, '72)**

**Born—Spokane, Washington, Nov. 28, 1949**

Was four-year regular and letterman at smallest college (982 students) represented in Lions '72 draft . . . Played offense three seasons and then played both ways as senior . . . Captain last year . . . Fine strength and agility . . . Called "natural athlete" by college coaches . . . Prepped at Spokane's Gonzaga High . . . College journalism major.

## **JOHN KIRSCHNER**

**Tight End—Memphis State**

**Ht. 6-4, Wt. 225 (Drafted 13th, '72)**

**Born—Lake Worth, Florida, Aug. 4, 1949**

Termed one of most-rugged players in school's history despite injuries which slowed him in two seasons . . . Recovered from thigh surgery last year . . . Excellent blocker with good speed and pass-catching ability . . . Caught 6 for 82 yards last season . . . Lettered as prep fullback three years, captained team as senior, made All-Conference twice . . . Ran on record-setting mile relay team . . . Business major.

## **TOM KUTSCHINSKI**

**Defensive Back—Michigan State**

**Ht. 6-0, Wt. 195 (Drafted 16th, '71)**

**Born—Grand Rapids, Michigan, August 30, 1948**

Back for another try after missing '71 training camp due to knee surgery . . . Was winner of three football letters at MSU . . . Played as running back and wide receiver as sophomore but moved to safety in final two seasons . . . Excellent quickness and good tackler . . . Turned in strong 13.5 average for MSU on punt returns . . . Was All-State halfback at Grand Rapids (East) who went to MSU without scholarship but made the team . . . Brother Ron was track standout at U-M.

## **BILL McCLINTOCK**

**Defensive Back—Drake**

**Ht. 6-1, Wt. 180 (Drafted 9th, '72)**

**Born—Jasper, Missouri, Dec. 29, 1950**

Played three years as starting cornerback . . . Named defensive captain last season . . . Intercepted 13 passes . . . Handled punt returns first two seasons . . . Underwent shoulder surgery after junior year . . . Rated exceptionally strong against runs with fine ability as pass defender . . . Strong tackler who isn't afraid to hit . . . Rated by his coaches as a top pro prospect . . . Fine prep career as three-sport athlete.

## **HERB ORVIS**

**Defensive End—Colorado**

**Ht. 6-5, Wt. 240 (Drafted 1st, '72)**

**Born—Petoskey, Michigan, Oct. 17, 1946**

Played injured after third game of 1971 season (sprained ankle) but still pulled down national honors by being named to six All-America first teams . . . Started honors list when picked as Big 8 Sophomore Lineman of the Year in 1969 . . . All-American in 1970 . . . Voted National Lineman of the Week in Colorado's 41-13 upset of Penn State which snapped 31-game Penn State win streak in '70 . . . Prepped at Beecher High in Flint before two-year Army service in Germany where he played on Army team that won European championship. Credited with 189 tackles in Colorado career . . . Dumped passer 39 times for 237 yards . . . Lion scouting synopsis reads "Has physical tools, quickness, balance, agility and speed to play pro ball right away . . . Has meanness and uses hands very effectively" . . . Married and has one son, Gabriel.

## **DON POPPLEWELL**

**Center—Colorado**

**Ht. 6-2, Wt. 240 (Drafted 10th, '71—Los Angeles)**

**Born—Iberia, Missouri, January 24, 1949**

Obtained from Rams in May in draft choice deal . . . Was on LA's reserve list last season after leaving training camp . . . First team All American after 1970 college season . . . Teammate was Herb Orvis, Lions' first pick this year . . . Played in East-West Shrine game and Hula Bowl.

## **CHARLES POTTS**

**Defensive Back—Purdue**

**Ht. 6-3, Wt. 210 (Drafted 6th, '72)**

**Born—Chicago, Illinois, April 29, 1949**

Will be tried at safety position by Lions to capitalize on size, quickness and agility . . . Timed at 4.7 in 40-yard dash . . . Was three-year starter at Purdue . . . Played Monster Man last year after use as wide receiver and tight end in earlier collegiate seasons . . . Credited with 66 tackles last year . . . Intercepted four passes and recovered two fumbles . . . Played on city championship team (Dunbar) as 1967 senior in Chicago . . . Was basketball and track star who rated high in state low hurdles finals . . . Lion scouting report reads: "Has great quickness with good body balance and agility on pass defense and also on blitzing . . . Is a free and fluent athlete with good ball reactions" . . . Spends summers as counsellor in Chicago's Urban Gateways program for inner-city children . . . Won Rockne Award as most-outstanding player in Chicago Public League.

## **STEVE ROACH**

**Linebacker—Kansas**

**Ht. 6-2, Wt. 230 (Drafted 15th, '72)**

**Born—Raytown, Missouri, Jan. 5, 1950**

Regular outside linebacker three years at Kansas after outstanding prep career as quarterback . . . Made 96 tackles last season to go with 82 as junior and 70 as soph . . . Was team's No. 1 tackler in three games in 1971 . . . Threw ball carriers five times for losses as senior . . . Was prep basketball star, plus standout shot putter and discus thrower . . . Called good hitter and strong competitor in Lion scouting surveys.

## **KEN SANDERS**

**Defensive End—Howard Payne College**

**Ht. 6-5, Wt. 225 (Drafted 3rd, '72)**

**Born—Valley Mills, Texas, Aug. 22, 1950**

Was four-year regular at Howard Payne, a school with 1600 students in Brownwood, Texas . . . Named to small college All-America team . . . Voted all-Lone Star Conference defensive player of the year in '71 and made first All Conference team second straight time . . . Weighed only 178 pounds as college freshman but still adding weight to frame . . . Pro scouts say he easily can carry 240-245 pounds . . . Made 89 tackles, including 42 solos, last season . . . Given super-star potential by Lion scouts due to quickness, agility, charging tactics and physical abilities . . . Played on team which racked up 10-1-1 record last year . . . Lions have him on weight and body-building program.

## **CHARLES STODAMIRE**

**Wide Receiver—Portland State**

**Ht. 6-2, Wt. 195 (Drafted 7th, '72)**

**Born—Portland, Oregon, Oct. 17, 1950**

Was regular starter three seasons as a running back in college but will be shifted to wide receiver in Lion training camp . . . Scored 100 points as collegian and gained total of 3,567 yards as runner, receiver and return specialist . . . Great speed with outstanding change of pace abilities, plus fine body balance and timing . . . Averaged 4.1 yards on 297 carries and 11.4 yards on 78 receptions . . . Averaged 25 yards on 41 kickoff returns including 87-yarder for touchdown . . . Also handled 25 punts to just under 10-yd. average . . . Outstanding basketball player . . . Lion scouts feel that his agility, plus strong hands, give him good shot at pro receiving career . . . Was All-Stater in both football and basketball at Washington High in Portland . . . Star of Portland State basketball team this season.

## **HENRY STUCKEY**

**Defensive Back—Missouri**

**Ht. 6-1, Wt. 180 (Drafted 8th, '72)**

**Born—Oakland, California, Aug. 24, 1950**

Intercepted 8 passes in two seasons at Missouri after transfer from Merritt J.C. in California . . . Picked off 11 passes at Merritt in 1969 season . . . Has 9.6 speed in 100-yard dash with great reaction abilities as pass defender . . . Named to Junior College All-America team in '69 after All-State honors as Oakland prep . . . Rated "finest defensive back we played against all season" by Notre Dame's star receiver, Tom Gatewood . . . Missouri's top interceptor last season . . . Recreation major in college.

## **JIM TEAL**

**Linebacker—Purdue**

**Ht. 6-3, Wt. 225 (Drafted 10th, '72)**

**Born—Salisbury, North Carolina, May 14, 1950**

Strong durable linebacker who was three-year regular at Purdue and was up at the top of the list every year in making tackles . . . Exceptionally quick and called "terrific competitor who gives you 110 per cent effort" by his Purdue coaches . . . Credited with 106 tackles (56 solos) last season and also broke up nine passes . . . Intercepted one pass for 35 yards . . . Called defensive signals for Boilermakers . . . Was three sport athlete at Boyden High in Salisbury . . . Majored in industrial management in college.

## MIKE TYLER

Defensive Back—Rice

Ht. 6-0, Wt. 190 (Drafted 17th, '72)

Born—Waco, Texas, May 17, 1950

Three-year starter at Rice who made most All-Southwest Conference teams as cornerback . . . Set school mark in 1970 by returning two pass interceptions for 87 yards (vs. Arkansas) . . . Picked off only two passes as senior but college coaches explain that "the other teams didn't throw in Mike's area" . . . Named to All-America Bowl Game at Tampa as senior . . . Used on punt and kickoff returns with 6-yd average on punts . . . Was star running back at Waco high but made switch to defense in strong style . . . Fine speed and hitter . . . Married.

## BOB WALDRON

Defensive Tackle—Tulane

Ht. 6-5, Wt. 245 (Drafted 11th, '72)

Born—Shreveport, Louisiana, Feb. 20, 1950

Started all 33 games as three-year regular . . . Voted by teammates as Tulane's most-consistent defensive lineman last year . . . Made 146 tackles last two seasons . . . Played in latest Blue-Gray and Senior Bowl games . . . Had outstanding game in 1971 Liberty Bowl when Tulane upset Colorado . . . Coaches feel he can build weight up to 255-260 without sacrificing fine speed and agility . . . Very durable athlete with powerful frame . . . Named Tulane player-of-the-week in only the third game he ever played as a soph . . . Prepped at Byrd High in Shreveport . . . Economics major.

## BROWNIE WHELESS

Tackle—Rice

Ht. 6-4, Wt. 250 (Drafted 7th, '71)

Born—Katy, Texas, August 24, 1948

Missed all of 1971 season because of stomach ailment but comes to camp this year with clean bill of health . . . Named team captain as Rice senior . . . Played in North-South Shrine Game . . . Rated one of top offensive linemen in Southwest Conference last two collegiate seasons . . . Was originally drafted by Miami in 1969 but became eligible for later draft when he decided to take extra year of eligibility . . . Strong prep career at Katy, Texas, a Houston suburb.

### LIONS 1972 DRAFT CHOICES

Choice	Round	Name	Choice	Round	Name
1st	1	Herb Orvis, DE	8th	11	Bob Waldron, DT
2nd	3	Ken Sanders, DE	9th	12	Paul Bradley, WR
3rd	6	Charles Potts, DB	10th	13	John Kirschner, TE
4th	7	C. Stoudamire, WR	11th	14	Eric Kelly, T
5th	8	Henry Stuckey, DB	12th	15	Steve Roach, LB
6th	9	Bill McClintock, DB	13th	16	Leon Jenkins, DB
7th	10	Jim Teal, LB	14th	17	Mike Tyler, DE

## 1972 LIONS VETERANS ROSTER

NO.	NAME	POS.	HT.	WT.	AGE	NFL YR.	COLLEGE
86	Barnes, Al	WR	6-1	170	22	2	New Mexico St.
20	Barney, Lem	CB	6-0	188	26	6	Jackson State
73	Bell, Bob	DT	6-4	255	24	2	Cincinnati
81	Brown, Charlie	WR	6-2	200	23	2	Northern Arizona
26	Campbell, Sonny	RB	5-11	195	23	3	Northern Arizona
17	Cappleman, Bill	QB	6-3	205	24	2	Florida State
21	Clark, Al	CB	6-0	185	23	2	Eastern Michigan
87	Cotton, Craig	TE	6-4	215	24	4	Youngstown
52	Cottrell, Bill	C	6-2	255	27	5	Delaware Valley
40	Eddy, Nick	RB	6-1	210	27	4	Notre Dame
77	Evey, Dick	DT	6-4	245	30	9	Tennessee
24	Farr, Mel	RB	6-2	210	27	6	UCLA
54	Flanagan, Ed	C	6-3	245	28	8	Purdue
76	Freitas, Rockne	T	6-6	270	26	5	Oregon State
68	Gallagher, Frank	G	6-2	245	28	6	North Carolina
23	Gipson, Paul	RB	6-0	205	25	4	Houston
74	Hand, Larry	DE	6-4	250	31	8	Appalachian St.
89	Jessie, Ron	WR	6-0	183	23	2	Kansas
66	Kowalkowski, Bob	G	6-3	240	28	7	Virginia
11	Landry, Greg	QB	6-4	210	25	5	Massachusetts
44	LeBeau, Dick	CB	6-1	185	34	14	Ohio State
51	Lee, Ken	LB	6-4	230	23	2	Washington
53	Lucci, Mike	LB	6-2	230	32	11	Tennessee
12	Mann, Errol	K	6-0	200	30	5	North Dakota
25	McCullough, Earl	WR	5-11	170	26	5	USC
83	Mitchell, Jim	DE	6-3	245	23	3	Virginia State
62	Mooney, Ed	LB	6-2	225	27	5	Texas Tech
19	Munson, Bill	QB	6-2	205	30	9	Utah State
50	Naumoff, Paul	LB	6-1	215	26	6	Tennessee
36	Owens, Steve	RB	6-2	215	24	3	Oklahoma
67	Rasley, Rocky	G	6-3	250	24	3	Oregon State
47	Rasmussen, Wayne	S	6-2	180	29	9	S. Dakota State
46	Redmond, Rudy	CB	6-1	195	24	4	Pacific
82	Rush, Jerry	DT	6-4	260	28	8	Michigan State
88	Sanders, Charlie	TE	6-4	230	25	5	Minnesota
84	Schmiesing, Joe	DT	6-4	245	27	5	New Mexico State
42	Taylor, Altie	RB	5-10	200	24	4	Utah State
65	Thompson, Dave	C	6-4	260	23	2	Clemson
38	Triplett, Bill	RB	6-2	215	31	10	Miami (Ohio)
55	Walker, Wayne	LB	6-2	228	34	15	Idaho
63	Walton, Chuck	G	6-3	250	30	6	Iowa State
49	Walton, Larry	WR	6-0	180	25	4	Arizona State
59	Weaver, Charlie	LB	6-2	218	22	2	USC
18	Weaver, Herman	P	6-4	215	23	3	Tennessee
28	Weger, Mike	S	6-2	195	26	6	Bowling Green
70	Woods, Larry	DT	6-6	260	23	2	Tennessee St.
72	Yanchar, Bill	DT	6-3	250	24	2	Purdue
75	Yarbrough, Jim	T	6-5	265	25	4	Florida
34	Zofko, Mickey	RB	6-3	200	22	2	Auburn



## AL BARNES

Wide Receiver—New Mexico State—2nd Year

Ht. 6-1, Wt. 170 (Acquired from Dallas, '71)

Born—Los Angeles, California, July 4, 1949

Signed in 1971 by Dallas as free agent . . . Traded to Detroit for draft choice . . . Activated for seven games last season but saw no action . . . Good speed and hands . . . Standout receiver at New Mexico State after fine prep career at Pasadena, Calif.

86



## LEM BARNEY

Defensive Back—Jackson State—6th Year

Ht. 6-0, Wt. 188 (Drafted 2nd, '67)

Born—Gulfport, Mississippi, Sept. 8, 1945

PRO: Missed five games last season with injury but intercepted three passes to give him five-year pro total of 35 after previous totals of 10 (1967), 7, 8 and 7 . . . Scored 28-yd. touchdown on one intercept (vs. Houston) for sixth in career . . . In five seasons has accounted for 2,938 yards on returns and ten touchdowns . . . Has returned 35 interceptions for 686 yds; 48 kickoffs for 1,229 and 65 punts for 668 . . . Named NFL defensive rookie of the year in 1967 and voted All-Pro and Pro-Bowl honors in 1968 and 1969.

PERSONAL: Picked by Lions as "sleeper choice" on 2nd round of 1967 draft and promptly moved into starting lineup as a rookie . . . Picked off 26 passes in three seasons at Jackson State, 11 in his senior year . . . Averaged 41.6 yards as collegiate punter and named to All-Conference team three straight years . . . Starred in 1967 Blue-Gray Game . . . Full-time Detroit resident.

20

YEAR	INTERCEPTIONS					KICKOFF RETURNS					PUNT RETURNS						
	GP	NO.	YDS	AVE	L TD	NO.	YDS	AVE	L TD	NO.	YDS	AVE	FC	L TD			
1967	14	10	232	23.2	71† 3	5	87	17.4	25	0	4	14	3.5	8	6	0	
1968	14	7	82	11.7	62	0	25	670	26.8	98†	1	13	79	6.1	14	18	0
1969	13	8	126	15.8	32	0	7	154	22.0	32	0	9	191	21.2	5	74†	1
1970	13	7	168	24.0	49†	2	2	96	48.0	74	0	25	259	10.4	3	65	1
1971	9	3	78	26.0	28†	1	9	222	24.7	48	0	14	122	8.7	2	38	0
Totals	63	35	686	19.6	71†	6	48	1229	25.6	98†	1	56	665	10.2	32	74†	2

### "LEM'S GEMS"

(A Summary of Lem Barney's Touchdowns)

DATE	OPPONENT	PLAY	YARDS
9-17-67	at Green Bay	Interception Return	24
10-22-67	Atlanta	Interception Return	45
12-17-67	Minnesota	Interception Return	71
10-27-68	San Francisco	Field Goal Attempt Return	94
11-3-68	at Los Angeles	Kickoff Return	98
8-30-69	Washington—(at Tampa)	Field Goal Attempt Return	77
9-6-69	Philadelphia—(at Raleigh)	Interception Return	95
9-28-69	New York Giants	Punt Return	74
9-20-70	at Green Bay	Interception Return	40
9-27-70	Cincinnati	Punt Return	61
12-20-70	Green Bay	Interception Return	49
10-17-71	at Houston	Interception Return	28

**BOB BELL****Defensive Tackle—Cincinnati—2nd Year****Ht. 6-4, Wt. 255 (Drafted 1st, '71)****Born—Philadelphia, Pennsylvania, Jan. 25, 1948**

PRO: Started five games last season . . . Showed marked improvement while learning job as rookie. Recovered two fumbles, one for 25-yard touchdown vs. Green Bay (Nov. 1) in first start . . . Worked hard during off-season on strength-program with positive results . . . Has fine speed but still is developing pro techniques . . . Counted on for strong performance in '72.

PERSONAL: Played three years at Cincinnati and voted consensus All-America as 1970 senior . . . Outstanding games in East-West Shrine and Senior Bowl in final college season . . . Named to All-Public League team as West Philadelphia prep . . . All-State two years later at Bordentown (N.J.) Institute before enrolling at Cincinnati . . . Follows Ed Bell (uncle) into pro ranks (Ed was Penn All-America 1951-52 and played with Eagles).

**73****CHARLIE BROWN****Wide Receiver—Northern Arizona—2nd Year****Ht. 6-2, Wt. 200 (Drafted 14th, '70)****Born—Oakland, California, Oct. 13, 1948**

PRO: Missed entire 1971 season following knee surgery after limited service as 1970 rookie when he caught two passes for 38 yards as backup receiver . . . Speed and size impressive . . . Given good chance to make it if operated knee is okay.

PERSONAL: Had fine senior collegiate season with 63 receptions for 1,134 yards after moving up as starter midway in junior year when he grabbed 17 for 149 yards . . . Scored 12 touchdowns at Northern Arizona following transfer from Merritt Junior College . . . Played only one year of high school football at Oakland but voted All-City honors as senior.

**81****SONNY CAMPBELL****Running Back—No. Arizona—3rd Year (1st with Lions)****Ht. 5-11, Wt. 195 (Free agent, Atlanta '70)****Born—Marana, Arizona, March 5, 1948**

PRO: Came to Lions (with Rudy Redmond) last February for 2nd draft choice, plus Atlanta's 4th pick in '73 . . . Was backup runner with Falcons two seasons . . . Rookie sensation in '70 when he scored first time he ran with the ball and scored on first pro catch (vs. Jets) . . . Also scored winning TD in season's opener vs. New Orleans . . . Suffered broken arm late in 1970 season.

PERSONAL: Runner, blocker, place-kicker at Northern Arizona . . . longest field goal, 44 yards . . . Broke arm twice as collegian but lettered all four years . . . Was offensive lineman as prep in Marana, Ariz. . . . Named co-captain, All-State football and basketball teams . . . Full name: Thee Arthur Campbell

**26**

YEAR	TEAM	GP	RUSHING				RECEIVING				KICKOFF RETURNS						
			NO.	YDS	AVE	LG	TD	NO.	YDS	AVE	LG	TD	NO.	YDS	AVE	LG	TD
1970	Atl	11	28	116	4.1	15	2	7	92	13.1	27	0	10	230	23.0	30	0
1971	Atl	14	29	79	2.7	8	0	3	40	13.3	29	0	4	95	23.8	33	0
Totals		25	57	195	3.4	15	2	10	132	13.2	29	0	14	325	23.4	33	0

**17****BILL CAPPLEMAN****Quarterback—Florida State—2nd Year (1st with Lions)****Ht. 6-3, Wt. 205 (Drafted 2nd, '70—Minnesota)****Born—Dunedin, Florida, March 12, 1947**

**PRO:** Spent 1971 season on cab-squad after acquisition from Philadelphia . . . Excellent passer with fine play-calling abilities . . . Saw brief action as rookie in 1970 with Vikings . . . Completed 4 of 7 passes for 49 yards . . . Traded by Minnesota to Eagles in off-season, then to Lions in September.

**PERSONAL:** Set 13 Florida State passing records in two seasons as starter . . . Voted Most-Valuable honors as senior . . . All-Star as prep at Dunedin high . . . Single . . . Real estate salesman in off-season.

YEAR	TEAM	GP	PASSING				YDS	TD	INT	L
			ATT	COMP	AVE					
1970	Minn	1	7	4	57.1	49	0	0	26	

**AL CLARK****Defensive Back—Eastern Michigan—2nd Year****Ht. 6-0, Wt. 185 (Drafted 3rd, '71)****Born—Bogalusa, Louisiana, Feb. 20, 1948**

**PRO:** Started six games in rookie season after injury to Lem Barney . . . Logged more playing time (250 minutes) than any other Lion first-year player . . . Returned eight kickoffs for 27-yard average including long-gainer of 55 . . . Had some fine games despite lack of pro experience . . . Great speed and agility.

**PERSONAL:** Standout performer at nearby Eastern Michigan University with four interceptions as senior after transfer from Northern Arizona following earlier stop at Grambling . . . Averaged 30 yards on kickoffs at Eastern, including 89-yarder for touchdown . . . Four-sport star at Hammond (La.) (Greenville Park).

YEAR	GP	KICKOFF RETURNS				FIELD GOAL ATTEMPT RETURNS				
		NO.	YDS	AVE	LG	TD	NO.	YDS	LG	TD
1971	9	8	216	27.0	55	0	4	43	16	0

**21****CRAIG COTTON****Tight End—Youngstown—3rd Year****Ht. 6-4, Wt. 215 (Drafted 8th, '68—San Diego)****Born—Elizabeth, Pennsylvania, July 7, 1947**

**PRO:** Excellent back-up man to Sanders at tight end . . . Replaced Charlie in second Viking game and caught five passes for 79 yards . . . One of strongest players on the squad . . . Fine blocker with great competitive spirit . . . Goes all-out as member of Lion specialty squads . . . Acquired by Lions as free agent in 1969 after being released by San Diego . . . Caught five touchdown passes as senior at Youngstown where he pulled in 76 passes for 1,163 yards and 10 TD's in brilliant three-year collegiate career . . . Was prep All-Star performer at Elizabeth, Pa.

YEAR	GP	RECEIVING				
		NO.	YDS	AVE	LG	TD
1970	14	1	6	6.0	6	0
1971	14	6	88	14.7	34	0
Totals	28	7	94	13.4	34	0

**87**

18

**BILL COTTRELL**

Guard—Center—Delaware Valley—5th Year

Ht. 6-3, Wt. 255 (Free Agent, '66)

Born—Chester, Pennsylvania, Sept. 18, 1944

PRO: Trying for 1972 comeback after missing entire 1971 season following emergency appendectomy during training camp . . . Can play all three interior offensive line positions and was valuable performer on special team units . . . Signed by Lions as free agent in 1966 and farmed out to Richmond in Continental League . . . Played 10 games at tackle in 1967 . . . Very popular with teammates with great dedication . . . Had an outstanding collegiate athletic career at Delaware Valley following prep honors at Chester, Pa.

**52****NICK EDDY**

Running Back—Notre Dame—4th Year

Ht. 6-1, Wt. 210 (Drafted 2nd, '66, as future)

Born—Dunsmore, California, Aug. 23, 1944

PRO: Hopes to avoid injury-jinx which sidelined him all last season after limited duty in 1970 . . . No recurrence of knee problems which plagued him in earlier years and forced him out of action in all of 1967 and half of '68 . . . Trained hard in off-season this year to make all-out bid for regular duty.

PERSONAL: Voted MVP on Notre Dame's undefeated National Championship team in 1966 . . . In books as one of all-time Irish backs with 5.6 average for 1,625 yards . . . Added 708 additional yards on 44 pass-catches . . . Scored 11 TD's on plays of 45 yards or longer . . . Carried 3.4 yard average as pro . . . Married . . . Year-round Detroit area resident.

**40**

RUSHING							RECEIVING					PUNT RETURNS					
YEAR	GP	ATT	YDS	AVE	LG	TD	NO.	YDS	AVE	L	TD	NO.	YDS	AVE	FC	L	TD
1967	0	-	-	-	-	0	8	91	11.4	28	0	4	10	2.5	1	11	0
1968	5	48	176	3.7	20	0	10	78	7.8	14	1	1	5	5.0	6	5	0
1969	11	78	272	3.5	26	2	4	22	5.5	9	0	4	25	6.3	5	10	0
1970	11	18	47	2.6	9	1	(DNP)					(DNP)					
1971	0	(DNP)	-	-	-	-	(DNP)					(DNP)					
<b>Totals</b>	<b>27</b>	<b>144</b>	<b>495</b>	<b>3.4</b>	<b>26</b>	<b>3</b>	<b>22</b>	<b>191</b>	<b>8.7</b>	<b>28</b>	<b>1</b>	<b>9</b>	<b>40</b>	<b>4.4</b>	<b>12</b>	<b>11</b>	<b>0</b>

**DICK EVEY**

Defensive Tackle—Tennessee—9th Year (2nd with Lions)

Ht. 6-4, Wt. 245 (Drafted 1st, '64—Chicago)

Born—State College, Pennsylvania, Feb. 13, 1941

PRO: Returning after successful knee surgery following injury vs. Eagles in 12th game last year . . . Started nine games in '71 following acquisition from Rams . . . Good competitor with great years as Bears' top draft choice . . . Traded to Los Angeles 1970 for Jim Seymour and Ron Smith . . . Played behind Merlin Olsen as Ram until knee injury required surgery after '70 season.

PERSONAL: Played both ways as Tennessee collegian . . . Voted All-Conference honors as senior . . . Played in College All-Star Game . . . Prep star at Springfield, Ohio . . . Resides in Maryville, Tenn. . . . Married, two children.





**24**

**MEL FARR**

Running Back—UCLA—6th Year

Ht. 6-2, Wt. 210 (Drafted 1st, '67)

Born—Beaumont, Texas, Nov. 3, 1944

PRO: Injuries to his hip and shoulder kept him sidelined most of the 1971 season . . . He underwent surgery to correct a shoulder separation and is expected to be ready for fulltime duty again this year . . . The 64 yards he gained on 22 carries last season moved him past Bob Hoernschemeyer (2,439) and Ace Gutowsky (2,444) into third place on the all-time Lion rushers' list . . . He picked up an additional 60 on 5 passes to pass the 3,500-yd mark (3,542) on total offense in his five-year pro career . . . Was NFL rookie-of-the-year in 1967 on 860 yards rushing and 317 on passes . . . Has 29 career touchdowns and needs only one to break into Lions' all-time top 5 TD makers . . . Biggest Pro Day at Minnesota (Nov. 12, 1967) when he rushed for 197 yards, one shy of Hoernschemeyer's club record . . . Had two 100-plus days in 1970 although missed two games by injury . . . Lion co-captain 1969 . . . Pro Bowl in 1968 and 1971 . . . Voted MVP honors on offense by Lion teammates in 1967 and '68.

YEAR	RUSHING						RECEIVING				
	GP	ATT	YDS	AVE	LG	TD	NO.	YDS	AVE	L	TD
1967	13	206	860	4.2	57	3	39	317	8.1	31	3
1968	9	128	597	4.7	46	3	24	375	15.6	86†	4
1969	5	58	245	4.2	52	4	13	94	7.2	24	0
1970	12	166	717	4.3	36	9	29	213	7.3	23	2
1971	9	22	64	2.9	14	0	5	60	12.0	39	1
Totals	48	580	2483	4.3	57	19	110	1059	9.6	86†	10



**54**

**ED FLANAGAN**

Center—Purdue—8th Year

Ht. 6-3, Wt. 245 (Drafted 5th, '65)

Born—San Bernardino, California, Feb. 23, 1944

PRO: Annually rated with top players in NFL at his position . . . Voted Pro Bowl honors in 1971 for third straight year after topping ballot as all-NFL center off 1970 action . . . Has captained Lions since 1969 . . . Excellent blocker who is credited with opening the way for Lions' strong running attack by taking on opposing middle linebackers . . . Moved into starting lineup as 1965 rookie and has stayed there . . . Very durable with great team attitude . . . Voted Lions' NFL Player representative . . . His twice-a-year confrontations with Dick Butkus are always memorable.

PERSONAL: Outward placid demeanor belies keen competitive spirit . . . Was standout as Purdue collegian . . . Captained Boilermakers as senior and led team in minutes-played all three collegiate seasons . . . Played in Senior Bowl and Blue-Gray game after senior year . . . Was collegiate heavyweight wrestling champ . . . Avid hunter-fisherman.

## ROCKNE FREITAS

Tackle—Oregon State—5th Year

Ht. 6-6, Wt. 270 (Drafted 3rd, '67—Pittsburgh)

Born—Kailua, Hawaii, Sept. 7, 1945

PRO: Lion coaches and teammates term him most-underrated tackle in NFL . . . Great mobility for size . . . Has been outstanding starter since he moved into regular lineup late in 1968 and logged over 400 minutes last season . . . Very strong . . . Expected to reach his peak in 1972 after showing steady improvement in strides to become recognized as tops at his position . . . Aggressive on the field, quiet off it.

PERSONAL: Acquired by Lions in draft choice deal with Steelers in 1967 and was assigned to cab squad duty that year . . . Played in All-Star Game (vs. Packers), Hula Bowl and Coaches All-America Game at Atlanta . . . Works in Hawaii House of Representatives in off-season . . . Set Hawaii shotput record as prep . . . Outstanding lineman at Oregon State . . . Lists skin-diving and weight lifting as hobbies . . . Nicknamed "Rock".



76

## FRANK GALLAGHER

Guard—North Carolina—6th Year

Ht. 6-2, Wt. 245 (Free agent, '67)

Born—Chester, Pennsylvania, March 2, 1943

PRO: Excellent blocker who is quick and agile in leading way on pull-out running plays . . . Returning in 1972 for fourth consecutive season as starter in one of league's finest offensive lines . . . Used as backup lineman in 1967-68 before moving in as starter the following season . . . Very aggressive player who likes to hit with authority . . . Signed by Lions as free agent in 1967 after one year as player-coach with Wilmington in Atlantic Coast League.

PERSONAL: Named to All-Conference team as North Carolina senior . . . Lettered all three collegiate seasons . . . Turned down professional baseball offers for football after brilliant prep career at Chester, Pa. . . Named game's outstanding player as North Carolina knocked off Air Force in Gator Bowl.



68

### LIONS RECORD SINGLE HOME GAME ATTENDANCES

#### PRE-SEASON

1—56,032: Aug. 31, 1970 vs. Philadelphia  
2—55,032: Aug. 8, 1970 vs. Kansas City  
3—54,365: Aug. 14, 1971 vs. Cincinnati  
4—51,478: Sept. 14, 1971 vs. Buffalo

#### THANKSGIVING

1—57,906: Nov. 27, 1969 vs. Minnesota  
2—57,598: Nov. 22, 1962 vs. Green Bay  
3—56,597: Nov. 26, 1970 vs. Oakland  
4—55,662: Nov. 23, 1961 vs. Green Bay  
5—55,532: Nov. 25, 1954 vs. Green Bay

#### REGULAR SEASON

1—59,203: Sept. 28, 1964 vs. Green Bay  
2—58,431: No. 14, 1954 vs. 49ers  
3—58,384: Oct. 12, 1969 vs. Green Bay  
4—58,210: Oct. 5, 1970 vs. Chicago  
5—58,210: Nov. 1, 1970 vs. Minnesota  
6—58,202: Sept. 27, 1970 vs. Cincinnati  
7—58,079: Oct. 11, 1953 vs. 49ers  
8—58,056: Dec. 6, 1953 vs. Chi. Bears  
9—57,877: Oct. 8, 1967 vs. Green Bay  
10—57,814: Oct. 25, 1964 vs. Baltimore



**23**

**PAUL GIPSON**

Running Back—Houston—4th Year (2nd with Lions)

Ht. 6-0, Wt. 205 (Drafted 2nd, '69—Atlanta)

Born—Jacksonville, Texas, March 21, 1946

PRO: Saw limited action last year before injury sidelined him after fifth game . . . Grabbed one pass for 21 yards, Carried four times for 12 . . . Averaged 4.2 per carry for 480 yards at Atlanta before being traded to Detroit last year . . . Handled 17 kickoff returns as Falcon for 19.7 average and caught 20 passes for 219 . . . Great speed with good power . . . Played in 23 games in two Atlanta seasons with four touchdowns.

PERSONAL: Voted to All-America teams in 1968 by Time and NEA, second team by AP . . . Gained 1,550 yards as Houston senior for one of highest one-year totals in NCAA annals . . . Voted Most-Outstanding Player in both Blue-Gray and Coaches All-America Games . . . Also played in Hula and Senior Bowls . . . Was high school quarterback at Washington High in Conroe, Tex.

YEAR	TEAM	RUSHING						RECEIVING					KICKOFF RETURNS				
		GP	NO.	YDS	AVE	LG	TD	NO.	YDS	AVE	L	TD	NO.	YDS	AVE	LG	TD
1969	Ail	10	62	303	4.9	33	1	4	33	8.3	18	0	9	145	16.1	27	0
1970	Ail	13	52	177	3.4	16	0	16	186	11.6	51†	3	8	189	23.6	32	0
1971	DET	5	4	12	3.0	5	0	1	21	21.0	21	0	5	105	21.1	27	0
Totals		28	118	492	4.2	33	1	21	240	11.4	51†	3	22	439	19.9	32	0



**74**

**LARRY HAND**

Defensive End—Appalachian State—8th Year

Ht. 6-4, Wt. 250 (Drafted 10th, '64 as future)

Born—Patterson, New Jersey, July 10, 1940

PRO: Rated one of finest defensive ends in the league as a result of strong pass rush and dependability . . . Usually double-teamed but led Lion defense in sacking quarterbacks second straight year . . . Has intercepted just three passes in pro career but made all three count in big way . . . Became first NFL lineman to intercept a pass on consecutive weekends and score on both in 1967 (vs. St. Louis and Green Bay) . . . Came back in 1970 with one intercept which went for a 62-yard touchdown (vs. Cleveland) when he picked off a screen pass to go all the way for a score . . . Missed all of 1968 season following surgery (knee) after injury in season's opener.

PERSONAL: Played on Lion special teams first two seasons before taking over as starter in '67 . . . Played prep ball in New Jersey and then took job as bricklayer for two years to finance college education . . . Won four football letters at Appalachian State and named to first team small college All-America as senior . . . Captained All-Conference team . . . Avid hunter-fisherman.

**INTERCEPTIONS**

YEAR	GP	NO.	YDS.	LG.	TD	
1965	14	0	0	0	0	
1966	14	0	0	0	0	
1967	14	2	6	4†	2	
1968	1	0	0	0	0	
1969	14	0	0	0	0	
1970	14	1	62	62†	1	
1971	14	0	0	0	0	
Totals		85	3	68	62†	3

## RON JESSIE

Wide Receiver—Kansas—2nd Year

Ht. 6-0, Wt. 183 (Drafted 8th, '71—Dallas)

Born—Yuma, Arizona, Feb. 4, 1948

PRO: Acquired early last season from Dallas Cowboys in draft-choice swap . . . Had great rookie year as kickoff return artist . . . Missed NFL title to Williams (L.A.) by 0.3 yards . . . Returned 16 kickoffs for 29.4 yard average to rank second in NFL . . . Ran one back 102 yards vs. Chicago and another 97 vs. Atlanta . . . Saw limited duty as outside receiver . . . Grabbed four passes including 51-yarder . . . Good hands . . . Great speed . . . Excellent chance to make it big.

PERSONAL: Set all-time kickoff-return record at Kansas in 1970 with 494 yards on 21 returns . . . Caught 33 passes for 644 yards and three touchdowns in 1969-70 for Kansas . . . Was 1969 NCAA Indoor Long-Jump champ with leap of 25'-2½" . . . High-jumped 6-6 and timed at 13.8 in 120 high hurdles . . . Was standout at Imperial Valley Junior College two years before going to Kansas . . . Married.



89

### KICKOFF RETURNS

YEAR	GP	NO.	YDS	AVE	LG	TD
1971	14	16	470	29.4	102t	2

### RECEIVING

NO.	YDS	AVE	L	TD
4	87	21.8	51	0

## BOB KOWALKOWSKI

Guard—Virginia—7th Year

Ht. 6-3, Wt. 240 (Drafted 7th, '65 as future)

Born—Drexel Hill, Pennsylvania, Nov. 5, 1943

PRO: Played in all 14 regular-season games last year after frustrating years in 1969 and '70 due to injuries . . . Had knee operations each previous year . . . One of strongest players on squad who was starter before injury seige . . . Very popular with teammates . . . Weight-lifting adherent . . . Fine blocker with great competitive attitude.

PERSONAL: Was team captain at Virginia in both senior and junior seasons . . . Topped dean's list as collegian student-athlete . . . Played on winning teams as senior in North-South and Senior Bowl games . . . All-American honors as senior . . . Avid outdoorsman who heads to northern Michigan and Canada each year with teammates Ed Flanagan and Larry Hand for hunting and fishing . . . Year-round Detroit-area resident.



66



11

## GREG LANDRY

Quarterback—Massachusetts—5th Year

Ht. 6-4, Wt. 210 (Drafted 1st, '68)

Born—Nashua, New Hampshire, Dec. 18, 1946

PRO: Started all 14 games last season for first time . . . Completed 136 of 261 passes for 2,237 yards and completion percentage of 52.1 . . . Pitched 16 scoring passes, had 13 interceptions . . . Ranked 2nd in NFC behind Staubach of Dallas on Q.B. rating list . . . Named to Pro Bowl team first time . . . Carried for 530 yards to break NFL record (by quarterbacks) of 523 yards by Tobin Rote (Green Bay) in 1951 . . . Threw four touchdown passes vs Packers (Oct. 10) in hitting on 18 of 29 for 302 yards for most-productive game as pro . . . Has gained 1,162 yards as runner in four seasons (41 games) . . . Made pro debut as '68 rookie in opening game when Bill Munson was injured . . . Hit on first six passing attempts including 45-yard touchdown vs. Dallas . . . Has completed 322 pro passes in 605 attempts for percentage of 53.2.

PERSONAL: Was first college quarterback selected in 1968 draft when Lions picked him 1st round (11th player) . . . Accounted for 4,763 yards as collegian at Massachusetts . . . Ran for 1,632 yards and passed for 3,131 on 242 completions in 445 attempts for percentage of 54.4 . . . Set 13 team records and handful of Yankee Conference marks . . . Dean's list as student-athlete . . . Named first team NCAA quarterback in 1967 (Small College Division) . . . Starred in College All-Star and North-South Games . . . Single.

YEAR	GP	ATT	PASSING				YDS	L	TD	INT	RUSHING			
			COMP	AVE	YDS	LG					ATT	YDS	AVE	LG
1968	5	48	23	47.9	338	80†	2	7	7	39	5.6	14	1	
1969	10	160	80	50.0	853	43	4	10	33	243	7.4	26	1	
1970	12	136	83	61.0	1072	58	9	5	35	350	10.0	76	1	
1971	14	261	136	52.1	2237	76†	16	13	76	530*	7.0	52	3	
Totals	41	605	322	53.2	4500	80†	31	35	151	1162	7.7	76	6	

### LIONS POST-SEASON GAMES

#### Five Championships (4-1-0)

12-9-35	New York	15,000*	W 26-7
12-28-52	Cleveland	50,934	W 17-7
12-27-53	Cleveland	54,577*	W 17-16
12-26-54	Cleveland	43,827	L 10-56
12-29-57	Cleveland	55,263*	W 59-14

#### Three Playoffs (2-1-0)

12-21-52	Los Angeles	47,645*	W 31-21
12-22-57	San Francisco	60,118	W 31-27
12-26-70	Dallas	73,167	L 0-5

#### Three Playoff Bowls (3-0-0)

1-7-61	Cleveland	34,981#	W 17-16
1-6-62	Philadelphia	25,612#	W 38-10
1-6-63	Pittsburgh	36,284#	W 17-10

\*At Detroit #At Miami

## DICK LeBEAU

Cornerback—Ohio State—14th Year

Ht. 6-1, Wt. 185 (Drafted 5th, '59—Cleveland)

Born—London, Ohio, Sept. 9, 1937

PRO: Intercepted 6 passes last season to boost his career total to 62 in 13 seasons to rank No. 1 among active players and third on all-time NFL list . . . Trails Night Train Lane (68 in 14 seasons) and Em Tunnell (79 in 14) . . . Had his streak of consecutive games snapped in 13th game last year after starting 171 in succession . . . Underwent minor knee surgery and aims for 1972 comeback . . . Led conference with nine intercepts in 1970 . . . His six last year led the Lions . . . Named to three Pro Bowl Games (1967-66-65).

PERSONAL: Acquired by Lions as a free agent in 1959 after Cleveland released him during training camp of rookie season and broke into starting lineup at Detroit for final six games of '59 . . . Never missed a game until 14th game in '71 . . . One of best-liked players in pro ball . . . Starred three years at Ohio State and played on 1956 national championship Buckeye team . . . One of best golfers in NFL . . . Won players tourney in 1967.



44

### INTERCEPTIONS

YEAR	GP	NO.	YDS	LG	TD
1959	6	0	0	0	0
1960	12	4	58	43	0
1961	14	3	45	33	0
1962	14	4	67	31†	1
1963	14	5	158	70†	1
1964	14	5	45	18	0
1965	14	7	84	30†	1
1966	14	4	66	37	0
1967	14	4	29	27	0
1968	14	5	23	16	0
1969	14	6	15	8	0
1970	14	9	96	43	0
1971	13	6	76	40	0
Totals	171	62	762	70†	3

## KEN LEE

Linebacker—Washington—2nd Year

Ht. 6-4, Wt. 230 (Drafted 8th, '71)

Born—Oak Harbor, Washington, Oct. 3, 1948

PERSONAL: Saw action in one game last year as rookie . . . Spent most time as member of cab-squad . . . Big strong athlete with good speed and hitting abilities . . . Was tight end and safety as sophomore at Washington but shifted to linebacking post as junior . . . Had strong senior season after missing 1969 with knee injury . . . Three-sport prep star at Oak Harbor on Whidbey Island in Washington.



51



**53**

## MIKE LUCCI

Linebacker—Tennessee—11th Year (8th with Lions)  
Ht. 6-2, Wt. 230 (Drafted 5th, '61, as future by Cleveland)  
Born—Ambridge, Pennsylvania, Dec. 29, 1940

PRO: Earned All-Pro honors in 1971 . . . Voted to Pro Bowl Game for first time . . . Became first Lion to win Most-Valuable-Defensive Player honors three straight years (1971-70-69) . . . Intercepted five passes last year (three vs. Bears, Nov. 21) to give him 15 for career . . . Two went for touchdowns in 1971 (25 yds. vs. New England; 27 vs. Chicago) to go with 63-yarder vs. Vikings in '66 and 31-yarder vs. 49ers in '67 . . . Called "finest defensive quarterbackback in NFL" by own and rival coaches . . . Superlative competitive spirit and leadership qualities . . . His determination to play over injuries last season made his performances even more remarkable.

PERSONAL: Acquired by Lions in 1965 after three seasons at Cleveland following selection as 5th draft choice in 1961 for '62 delivery . . . Key part of three-cornered trade involving Lions, Giants and Browns and players Earl Morrall, Erich Barnes, Darrell Dess and Lucci . . . Replaced Joe Schmidt as Lions' middle linebacker in 1966 . . . All-Conference choice at Tennessee junior and senior seasons . . . Played one year at Pitt before transfer to Tennessee.

### INTERCEPTIONS

YEAR	GP	TEAM	NO.	YDS	LG	TD
1962	13	Cleveland	0	0	0	0
1963	10	Cleveland	0	0	0	0
1964	14	Cleveland	0	0	0	0
1965	11	DETROIT	0	0	0	0
1966	13	DETROIT	5	118	63†	1
1967	14	DETROIT	2	47	31†	1
1968	12	DETROIT	1	1	1	0
1969	14	DETROIT	0	0	0	0
1970	14	DETROIT	2	18	12	0
1971	14	DETROIT	5	74	27†	2
Totals	129		15	258	63†	4

### Lions Most Valuable Players

1971—Steve Owens and Mike Lucci	1964—Jim Gibbons
1970—Charlie Sanders and Mike Lucci	1963—Earl Morrall
1969—Charlie Sanders and Mike Lucci	1962—Gail Cogdill
1968—Mel Farr and Wayne Walker	1961—Joe Schmidt
1967—Mel Farr and and Lem Barney	1960—Nick Pietrosante
1966—Pat Studstill	1959—Jim Martin
1965—Bruce Maher	1958—Joe Schmidt
	1957—Joe Schmidt
	1956—Bobby Layne
	1955—Joe Schmidt
	1954—Bobby Layne
	1953—Dick Stanfel
	1952—Jim Doran

## ERROL MANN

Kicker—North Dakota—5th Year (4th with Lions)

Ht. 6-0, Wt. 200 (Free Agent, '69)

Born—Breckenridge, Minnesota, June 27, 1941

PRO: Used his toe for 103 points last season after two previous years of 101 in each . . . Made 37 conversions to give him three-year mark of 104 in as many tries as a Lion, plus 4 more without a miss at Green Bay in 1968 . . . Kicked 22 field goals last year (37 attempts) to give him total of 67 for Lion team record . . . Longest last year was 49-yarder vs. Chicago (Oct. 24) to go with 2 from 50 in 1970 plus a 51-yarder that year vs. Cleveland . . . Was ko'd on kickoff tackle at New England last year and replaced briefly by Wayne Walker who booted two extra points before Mann returned to lineup . . . Was second top scorer in NFC in 1971 (behind Knight of Washington) and fourth in NFL, trailing Yepremian, Miami (117), Knight (114) and Stenerud, K.C. (110).  
PERSONAL: Acquired by Lions as free agent in 1969 training season . . . Winner of John Unitas Award ('69) for comeback after earlier injury of snapped tendon threatened his career . . . Signed Denver 1967, injured, kicked for Browns (training camp only) and Packers before Lions . . . Scored 72 points as senior at North Dakota including 52-yarder vs. South Dakota . . . Spent two years in Army after soph season.



# 12

### SCORING

YEAR	TEAM	GP	TD	EPA	EP	FGA	FG	PTS
1967	Denv	0	0	0	0	0	0	0
1968	Cleve	0	0	0	0	0	0	0
1968	G B	2	0	4	4	3	0	4
1969	DET	14	0	26	26	37	25	101
1970	DET	14	0	41	41	29	20	101
1971	DET	14	0	37	37	37	22	103
Totals		44	0	108	108	106	67	309
(with Detroit)		42	0	104	104	103	67	305

### MANN'S FIELD GOALS, 1969-71

Most in One Game: 4, (see page 55)

Longest: 51, (see page 77)

Longest Attempt: 55, 11/15/70 at Minnesota

Shortest: 10, twice—12/6/70 vs. St. Louis; 11/7/71 at Denver

Shortest Attempt: 10, (see above)

Shortest Miss: 19 (blocked), 11/27/69 vs. Minnesota

Consecutive FGs: 7, 1969 (over three games)

Consecutive Misses: 7, 1969 (over three games—3 blocked)

DISTANCES	ATTEMPTS	MADE	MISSSES	BLOCKED
50s	12	4	8	1
40s	18	8	10	1
30s	31	17	14	2
20s	22	19	3	2
10s	20	19	1	1
	103	67	36	7



**25**

## EARL McCULLOUGH

Wide Receiver—USC—5th Year

Ht. 5-11, Wt. 170 (Drafted 1st, '68)

Born—Clarksville, Texas, Jan. 10, 1946

PRO: Caught 21 passes last year and averaged 26.3 yards on each to top team in that department . . . Longest was 76-yarder for touchdown to spark comeback in victory at Denver . . . In four seasons has grabbed 109 passes to go over 2,000-yard mark (2,039) with 17 TD's . . . One of the fastest in NFL as indicated by ability to run away from pursuers . . . Long gainers have gone for 80-76-60-56-52 and 49 yards . . . Named NFL Rookie-of-Year in 1968 off 40 receptions for 680 yards . . . Last year's yardage was second high for him.

PERSONAL: Drafted by Lions on choice from Rams in trade for Roger Brown . . . Detroit also acquired two other outstanding players (Charlie Sanders and Jim Yarbrough) in same deal . . . Outstanding collegiate career at USC . . . Led 1967 National Championship team with 30 catches for 540 yards and 5 touchdowns . . . Holder of NCAA indoor and outdoor hurdle records . . . Ran first leg of USC relay team which set world record in 440 (38.6) . . . Buffalo's O. J. Simpson ran on same unit . . . Co-holder of national prep record in low hurdles (8.1 seconds) at Long Beach Polytechnical high.

YEAR	GP	RECEIVING					RUSHING				
		NO.	YDS	AVE	L	TD	NO.	YDS.	AVE.	LG	TD
1968	14	40	680	17.0	80+	5	3	13	4.3	5	0
1969	14	33	529	16.0	45	5	1	4	4.0	4	0
1970	10	15	278	18.5	44	4	1	7	7.0	7	0
1971	13	21	552	26.3	76+	5	1	-7	-	-	0
Totals	51	109	2039	18.7	80+	17	6	17	2.8	7	0

## LIONS "BIG PLAYS" OF 1971

PLAYER	DETAILS OF PLAY	DATE - OPPONENT
Owens	74-yd. reception & run (TD)	Sept. 26—New England
Walton	56-yd. reception & run (TD)	Oct. 3—Atlanta
Weger	52-yd. fumble return (TD)	Oct. 3—Atlanta
Jessie	97-yd. kickoff return (TD)	Oct. 3—Atlanta
Walton	60-yd. reception & run (TD)	Oct. 10—Green Bay
Taylor	64-yd. reception & run	Oct. 17—Houston
Taylor	35-yd. reception & run (TD)	Oct. 17—Houston
Jessie	102-yd. kickoff return (TD)	Oct. 24—Chicago
Mann	49-yd. field goal	Oct. 24—Chicago
Sanders	49-yd. reception & run (TD)	Nov. 1—Green Bay
Bell	25-yd. fumble return (TD)	Nov. 1—Green Bay
Clark	55-yd. kickoff return	Nov. 1—Green Bay
McCulloch	76-yd. reception & run (TD)	Nov. 7—Denver
Taylor	36-yd. run (TD)	Nov. 7—Denver
Owens	62-yd. reception & run	Nov. 7—Denver
Landry	52-yd. run	Nov. 21—Chicago
LeBeau	40-yd. interception return	Nov. 21—Chicago
Lucci	27-yd. interception return	Nov. 21—Chicago
Jessie	Blocked punt (safety)	Nov. 25—Kansas City
McCulloch	56-yd. reception & run	Dec. 19—San Francisco
Jessie	51-yd. reception & run	Dec. 19—San Francisco

## JIM MITCHELL

Defensive End—Virginia State—3rd Year

Ht. 6-3, Wt. 245 (Drafted 3rd, 1970)

Born—Danville, Virginia, Oct. 15, 1948

PRO: Moved in as regular for final eight games as 1970 rookie replacing injured Joe Robb . . . Did excellent job . . . Started eight more games last year (1st 6 and final 2) . . . Fine pursuit ability due to excellent lateral speed . . . Needs to improve pass rush to supplement his power on stopping rushing plays . . . Good tackler . . . May be given shot at defensive tackle in 1972 training camp.

PERSONAL: Was All-Conference selection three straight years as collegiate star . . . Came out of Virginia State with rating as "most-outstanding player in school history" . . . Named to small college All-America team as senior . . . Quiet off field but tough competitor on it.



**83**

## ED MOONEY

Linebacker—Texas Tech—5th Year

Ht. 6-2, Wt. 225 (Drafted 4th, 1968)

Born—Waikill, New York, Feb. 26, 1945

PRO: Rated as No. 1 replacement for trio of veteran linebackers . . . Saw fill-in action last season in addition to playing usual strong game on specialty units . . . Starting fifth pro season . . . Hard hitter with good speed and aggressiveness . . . Plays over injuries.

PERSONAL: Was collegiate quarterback at Scottsbluff Junior College . . . Won national J.C. honors as track star (shot and discus) . . . Switched to linebacker when transferred to Texas Tech . . . Missed most of junior season with injury but came on strong as senior in 1967 . . . Married . . . Resides in Lubbock, Texas.



**62**

### EIGHT LIONS IN MICHIGAN SPORTS HALL OF FAME

(Located in Cobo Hall, Detroit)

LES BINGAMAN: Player 1948-54, Coach 1960-64; Elected 1971  
DUTCH CLARK: Player 1934-38, Coach 1937-38; Elected 1959  
GUS DORAIS: Coach, 1943-47; Elected 1958  
RON KRAMER: Player, 1965-67; Elected 1971  
BOBBY LAYNE: Player, 1950-58; Elected 1966  
JOE SCHMIDT: Player, 1953-65; Elected 1970  
DOAK WALKER: Player, 1950-55; Elected 1967  
WHIZZER WHITE: Player, 1940-41; Elected 1962



# 19

## BILL MUNSON

Quarterback—Utah State—9th Year (5th with Lions)

Ht. 6-2, Wt. 205 (Drafted 1st, '64—Los Angeles)

Born—Sacramento, California, Aug. 11, 1941

PRO: Holds all-time Lion record for completions in one season with 181 in 1968 . . . Excellent passer who hit on 21 of 38 last season for strong 55.3 completion percentage . . . Has thrown for 4,638 yards in four years as Lion by completing 370 of 691 attempts for 53.5 percentage . . . Pro career (8 years) pegs him with 8,194 yards . . . Hit on 9 of 15 vs. Bears last season in directing team to 28-3 win . . . Missed eight games by injury in first two campaigns in Detroit . . . Biggest day as Lion was vs. Baltimore in 1968 with 26 completions in 37 tries for 262 yards . . . Came to Lions in 1968 trade with Rams involving Milt Plum, Tommy Watkins and Pat Studstill, plus draft choice switch.

PERSONAL: Was No. 1 draft choice of Rams after re-writing record book at Utah State . . . Led all college passers as 1963 senior with only three interceptions . . . Voted Most-Outstanding back in Senior Bowl . . . Starred in East-West Shrine Game . . . Prepped at Lodi (Calif.) high and quarterbacked Foothill Junior College before going to Utah State . . . Was Rams' starter as rookie and following year before knee operation knocked him out of No. 1 role . . . Fulltime Detroit-area resident.

YEAR	TEAM	GP	ATT	PASSING					RUSHING					TD
				COMP	AVE.	YDS	TD	INT	L	NO.	YDS	AVE	LG	
1964	LA	11	223	108	48.4	1533	9	15	95†	19	150	7.9	33	0
1965	LA	10	267	144	53.9	1701	10	14	47†	26	157	6.0	38	1
1966	LA	5	50	30	60.0	284	2	1	25	4	3	0.8	2	0
1967	LA	5	10	5	50.0	38	1	2	18	2	-22	—	—	0
1968	DET	12	329	181*	55.0	2311	15	8	86†	25	109	4.4	20	1
1969	DET	8	166	84	50.6	1062	7	8	62†	7	31	4.4	13	0
1970	DET	8	158	84	53.2	1049	10	7	56	9	33	3.7	11	0
1971	DET	4	38	21	55.3	216	1	1	34	3	9	3.0	6	0
Totals		63	1241	657	52.9	8194	55	56	95†	85	470	5.5	38	2
(with DET)		32	691	370	53.5	4638	33	24	86†	44	182	4.1	20	1

### RECENT LIONS TRADES DETAILS

Aug. 30, 1965: MIKE LUCCI from Cleveland to New York for Erich Barnes; Lucci, Darrell Dess and 4th draft choice (Doug Van Horn) in 1966 from New York to Detroit for Earl Morrall.

Sept. 7, 1967: Roger Brown to Los Angeles for three draft choices—1st (EARL McCULLOCH) and 3rd (CHARLIE SANDERS) in 1968, and 2nd (JIM YARBROUGH) in 1969.

May 1, 1968: BILL MUNSON and 3rd draft choice in 1969 (traded to St. Louis for Billy Gambrell) from Los Angeles for Milt Plum, Tom Watkins, Pat Studstill and 1st draft choice (Larry Smith) in 1969.

## PAUL NAUMOFF

Linebacker—Tennessee—6th Year

Ht. 6-1, Wt. 215 (Drafted 3rd, '67)

Born—Columbus, Ohio, July 3, 1945

PRO: One of quickest, most-aggressive outside linebackers in the league . . . Played "hurt" much of 1971 season but had another strong year . . . Made quick recovery from post-season knee operation (cartilage) . . . His 335 minutes-played in 1971 was topped by only five other defensive players . . . Recovered two key fumbles in victory at Denver . . . Moved in as starter for last two games of rookie season (1967) and has been starter ever since . . . Named to Pro Bowl in 1970 . . . Voted spot on two All-Pro teams . . . Excellent tackler who goes all-out in every game.

PERSONAL: His agility and attitude saw him star at three positions as Tennessee collegian . . . Was offensive end as sophomore, defensive end as junior and linebacker in senior season . . . Was consensus All-American in 1966 . . . Captained Tennessee as senior . . . Was Lions' No. 3 choice in '67 behind Farr (No. 1) and Barney (No. 2) . . . Married . . . Fulltime Detroit area resident



# 50

### INTERCEPTIONS

YEAR	GP	NO	YDS	AVE	LG	TD
1967	14	0	0	0.0	0	0
1968	14	1	3	3.0	3	0
1969	14	0	0	0.0	0	0
1970	14	0	0	0.0	0	0
1971	14	0	0	0.0	0	0
Totals	70	1	3	3.0	3	0

### LIONS FIRST SIX DRAFT CHOICES, 1960-1971

1971

Bob Bell, Dave Thompson, Charlie Weaver, Al Clark, Larry Woods, Pete Newell.

1970

Steve Owens, Ray Parson, Jim Mitchell, Bob Parker, Tony Terry, Ken Geddes.

1969

Altie Taylor, Jim Yarbrough, Larry Walton, Jim Carr, Rocky Rasley, Bob Bergum.

1968

Greg Landry, Earl McCullouch, Jerry DePoyster, Charlie Sanders, Ed Mooney, Phil Odle.

1967

Mel Farr, Lem Barney, Paul Naumoff, Lew Kamanu, Tim Jones, John McCambridge.

1966

Nick Eddy, Bill Malinchak, Doug Van Horn, Willie Walker, Bill Cody, Wayne DeSutter.

1965

Tom Nowatzke, Jerry Rush, Fred Biletnikoff, Tom Myers, John Flynn, Tommy Vaughn, Ed Flanagan.

1964

Pete Beathard, Matt Snorton, Gerry Philbin, Pat Batten, Wally Hilgenberg, Ben Nelson.

1963

Daryl Sanders, Roy Williams, Chuck Walton, Don King, John Gamble, Dennis Gaubatz.

1962

John Hadl, Ed Wilson, Bobby Thompson, John Lomakoski, Larry Ferguson, Dan Birdwell.

1961

Dan LaRose, Houston Antwine, Ron Hartline, Earl Faison, Larry Muff, Bob Brooks.

1960

John Robinson, Warren Rabb, Bob Scholtz, Jim Andreotti, Gail Cogdill, Jim Norton.



**36**

## STEVE OWENS

Running Back—Oklahoma—3rd Year

Ht. 6-2, Wt. 215 (Drafted 1st, '70)

Born—Gore, Oklahoma, Dec. 9, 1947

PRO: Became first Lion in history to hit 1,000-yard rushing total with 1035 last season . . . Also led team as 1971 receiver with 32 catches for an additional 350 yards . . . Total yardage last year of 1,385 set all-time Detroit record, ranked him 1st in NFC and second only to Denver's Floyd Little (1,388 yds.) in 26-team NFL . . . Scored 10 touchdowns, 8 rushing, 2 passing . . . Biggest day vs. Denver with 109 yards on 12 carries, plus 85 more yards on two interceptions . . . Showed durability by carrying 246 times for team record . . . Averaged 4.2 yards per carry with power inside . . . Went 74 yards for TD on screen pass at New England and ran 62 yards on similar play at Denver . . . Great determination and team attitude with excellent blocking ability . . . Missed most of rookie (1970) season with shoulder injury but tipped off potential power when he took over for Farr (injured) in Los Angeles to carry for 77 yards with two big touchdowns.

PERSONAL: Came out of Oklahoma as Heisman Award winner . . . Set seven All-Time NCAA records . . . Holds nine Big 8 Conference marks plus 13 team records at Oklahoma . . . Racked up 56 touchdowns and gained 3,867 yards in three seasons . . . Gained more than 100 yards per game on 17 consecutive weekends . . . Carried 905 times in career, 55 in one game (vs. Oklahoma State, 1969) . . . Never injured in college . . . Quickly adapted blocking skills as pro rookie although never used in that role as collegian . . . Excellent competitive attitude . . . State hurdle champ at Miami (Okla.) high . . . High school teams compiled 22-6-2 record . . . Married.

### RUSHING

YEAR	GP	NO	YDS	AVE	LG	TD
1970	6	36	122	3.4	23	2
1971	14	246*	1035*	4.2	23	8
Totals	20	282	1157	4.1	23	10

### RECEIVING

NO	YDS	AVE	LG	TD
4	21	5.3	11	0
32	350	10.9	74†	2
36	371	10.3	74†	2



**67**

## ROCKY RASLEY

Guard—Oregon State—3rd Year

Ht. 6-3, Wt. 250 (Drafted 9th, '69)

Born—Bakersfield, California; April 27, 1947

PRO: Moves into fourth pro season with designs on regular duty after being member of cab-squad in 1971 . . . Played 12 games in 1969 and eight in '70 on special teams . . . Good speed and strength.

PERSONAL: Voted All-Pacific Coast first team honors as Oregon State senior following transfer from Bakersfield Junior College . . . Steady performer who blocks well . . . Standout prep at Bakersfield South high . . . Married.

## WAYNE RASMUSSEN

Defensive Back—South Dakota State—9th Year

Ht. 6-2, Wt. 180 (Drafted 9th, '64)

Born—Chicago, Illinois, June 7, 1942

PRO: Started six games last season, sharing right safety spot with Tom Vaughn . . . Intercepted four passes to rank third on team . . . Excellent athlete with good speed and nose for the ball . . . Standout on specialty teams who also is holder on conversions and field goals . . . Took over as starter in second season and intercepted 8 passes first three years before being sidelined by injury . . . Fine competitor who became in 1971 only 15th player to total 100 or more games as a Lion.

PERSONAL: Voted Athlete-of-Year in South Dakota in 1963 . . . Won Little All-America honors as collegian who earned nine athletic letters . . . Named Most-Valuable Player in NCAA basketball tourney (small college division) . . . Was receiver as collegian with 65 receptions for 1,076 yards . . . Has weight problem (how to gain it) . . . Married . . . Fulltime Detroit-area resident.



# 47

### INTERCEPTIONS

	GP	NO.	YDS	LG	TD
1964	14	0	0	0	0
1965	13	5	122	50+	2
1966	14	3	14	8	0
1967	8	0	0	0	0
1968	14	0	0	0	0
1969	14	0	0	0	0
1970	14	2	21	14	0
1971	14	4	31	19	0
Totals	105	14	188	50+	2

## RUDY REDMOND

Defensive Back—Pacific—4th Year (1st with Lions)

Ht. 6-1, Wt. 195 (Drafted 4th, '69—Chicago)

Born—Spokane, Washington, Aug. 25, 1947

PRO: Acquired by Lions from Atlanta with Sonny Campbell last February for 2nd draft choice, plus Atlanta's 4th choice in '73 . . . Sidelined most of 1971 with hamstring pull . . . Falcon regular in all games 1969-70 with six interceptions . . . Good coverage on pass defense and hard tackler . . . Medical report indicates complete recovery from '71 injury . . . Traded to Atlanta in 1969 before season with Jim Purnell for Ray Ogden . . . Moved in as regular in rookie season . . . Led with five interceptions.

PERSONAL: Made 9 interceptions as Pacific senior . . . Played College All-Star and Senior Bowl games . . . Transferred to Pacific from Riverside (Calif.) City College . . . Assisted Pacific coaching in off-season as pro . . . Outstanding prep back at Victor Valley high (Calif.) . . . Has sociology degree . . . Resides Stockton, Calif. . . . Married (Chris), one child.



# 46

### INTERCEPTIONS

YEAR	TEAM	GP	NO.	YDS	AVE	LG	TD
1969	Atl	14	5	50	10.0	32	0
1970	Atl	14	1	12	12.0	12	0
1971	Atl	8	0	0	0.0	0	0
Totals		36	6	62	10.3	32	0

**82****JERRY RUSH****Defensive Tackle—Michigan State—8th Year**  
**Ht. 6-4, Wt. 260 (Drafted 2nd, '65)****Born—Pontiac, Michigan, Aug. 7, 1943****PRO:** Bounced back from back injury last year to start all 14 games . . . Heads into sixth season as Lion tackle fixture . . . Was swing-tackle first two seasons before moving in as regular, replacing Roger Brown . . . Is a steady performer with good power and ability to stop offensive charge . . . Knocked out of action in 1969 with ulcer problems.**PERSONAL:** Came to Lions in 1965 draft after outstanding career as prep and collegiate star . . . Was Michigan All-Stater at Pontiac Central . . . Played offensive tackle at Michigan State for three seasons before being shifted to other side of line as pro rookie . . . Conquered weight problem to stay in 260-265 pound class . . . Made All-Big Ten and All-America honors at MSU . . . One of most-popular players on Lion squad . . . Married . . . Year-round Detroit-area resident.**88****CHARLIE SANDERS****Tight End—Minnesota—5th Year****Ht. 6-4, Wt. 230 (Drafted 3rd, '68)****Born—Greensboro, North Carolina, Aug. 25, 1946****PRO:** Rated pro football's finest tight end . . . Voted first team All-Pro honors third straight year . . . Has been Pro Bowl pick in all four pro seasons . . . Noted for spectacular catches, excellent speed and outstanding blocking abilities . . . Missed one game last year (Minnesota) after playing every game since he was drafted . . . Averaging 38 catches a season for a pace which would make him most-prolific receiver in Lion history if continued . . . Double and triple coverage, plus injury, limited him to 31 catches in 1971 but he still has 153 for 2,235 yards in four seasons . . . Scored 15 touchdowns . . . Remarkable ability to make "impossible" catches with all-out effort . . . For second straight year put on outstanding Thanksgiving Day show with five catches for 90 yards and one TD in upset over Kansas City after two great touchdown catches in 1970 in game to beat Oakland . . . Takes terrific physical beating every week but comes back for more.**PERSONAL:** Collegiate standout at Minnesota who led receivers as senior with 21 for 216 yards and rated rating as team's finest blocker . . . One of three Lion regulars acquired in draft choices from Rams in swap for Roger Bown (Earl McCullough and Jim Yarbrough are others) . . . Lions picked him high in draft despite lack of national publicity . . . Was football-basketball standout at Dudley high in Greensboro . . . Tabbed as basketball star in college but picked football . . . Married . . . Year-round Detroit resident.

YEAR	GP	RECEIVING					RUSHING				
		NO.	YDS	AVE	L	TD	NO.	YDS	AVE	LG	TD
1968	14	40	533	13.3	25	1	2	3	1.5	2	0
1969	14	42	656	15.6	47	3	1	-8	-	-	0
1970	14	40	544	13.6	34	6	0	0	0.0	0	0
1971	13	31	502	16.2	49†	5	0	0	0.0	0	0
34 Totals	55	153	2235	14.6	49†	15	3	-5	-	2	0

## JOE SCHMIESING

Defensive Tackle-End—New Mexico State—5th Year  
(1st with Lions)

Ht. 6-4, Wt. 245 (Drafted 4th, '68—St. Louis)

Born—Melrose, Minnesota, April 1, 1945

PRO: Obtained from St. Louis last April for tackle Ray Parson . . . Versatile, rugged athlete who filled in at both tackle and end spots with Cardinals for four seasons . . . Also was valuable member of special teams . . . Played middle linebacker in final year of college.

PERSONAL: Native of Sauk Centre, Minnesota, where he lives with wife Cynthia and two children . . . Has four brothers and seven sisters . . . Started at University of Minnesota, but broken leg caused him to drop out . . . Went to Wahpeton (N.D.) JC, then on to New Mexico State where he played both football and basketball . . . Pronounces name "Schmeez-ing".



84

## ALTIE TAYLOR

Running Back—Utah State—4th Year

Ht. 5-10, Wt. 200 (Drafted 2nd, '69)

Born—Pittsburg, California, Oct. 29, 1947

PRO: Had second straight outstanding season in 1971 with strong 736-yard rushing total, plus 270 as receiver, to give him a plus-1000 yard year . . . Averaged 4.3 yards per carry . . . Excellent outside speed with elusive moves . . . Teamed with Owens (1035) and Landry (503) to give Lions best 1-2-3 running punch in NFL . . . Broke 100-yard barrier first time last year with 101 on 19 carries vs. Rams (Nov. 14) . . . Longest gainer was 36-yard scoring burst at Denver . . . Has racked up total of 2367 yards in first three seasons as runner-passer for per-year average of 789 yards . . . Played over 360 minutes last year after 384 in 1970 . . . Missed first four games of rookie season (1969) after shoulder injury in final pre-season game.

PERSONAL: Came out of Utah State as one of school's top all-time gainers with 3,925 yards in three years, including 1,959 as runner . . . Was standout performer in 1969 North-South Game . . . Used as kick-return specialist and had 105-yarder on kickoff vs. W. Texas State as junior . . . Biggest collegiate day went for 196 yards vs. Utah in 1968 . . . Standout griddier at Diablo (Calif.) Junior College before going to Utah State . . . Detroit's top draft pick in 1969 (2nd round) . . . Married . . . Works in Detroit during off-season.



42

YEAR	GP	RUSHING					RECEIVING				
		ATT	YDS	AVE	L	TD	NO.	YDS	AVE	L	TD
1969	10	118	348	2.9	26	0	13	86	6.6	20	0
1970	14	198	666	3.4	34	2	27	261	9.7	42	2
1971	14	174	736	4.8	36†	4	26	270	10.4	64	1
Totals	38	490	1750	3.6	36†	6	66	617	9.3	64	3



**65**

**DAVE THOMPSON**

Guard—Center—Clemson—2nd Year

Ht. 6-4, Wt. 260 (Drafted 2nd, '71)

Born—Fairfax, Alabama, Feb. 1, 1949

PRO: Saw action in all 14 games as 1971 rookie . . . Handles snaps on punts and field goals . . . Played well on special teams . . . Scheduled to weigh-in at 260 this year . . . Has been as high as 290 . . . Will be groomed as both center and guard.

PERSONAL: Named to several All-America teams as Clemson senior . . . Was regular as tackle in 1968, center in 1969 and guard in 1970 . . . Voted finest blocker in state as senior . . . Called "finest pro prospect I ever handled" by his Clemson line coach . . . All-Stater in both football and basketball at Valley High (Fairfax, Ala.)



**38**

**BILL TRIPLETT**

Running Back—Miami (Ohio)—10th Year (5th with Lions)

Ht. 6-2, Wt. 215 (Drafted 6th, '62—New York)

Born—Shaw, Mississippi, May 4, 1940

PRO: Captained Lion specialty-units in '72 . . . Limited backup duty as rusher . . . Ranks in top 20 list (18th) of active NFL rushers with 2398 yards in nine seasons . . . Strong competitor . . . Had minor surgery after '71 season to repair broken finger . . . Was Lion top rusher in 1969 . . . Acquired by Detroit in 1968 from Giants with linebacker Bill Swain in swap for Bruce Maher . . . Drafted by Giants in 1962, traded to St. Louis that year, then back to N.Y. in 1967.

PERSONAL: Was first player from Miami of Ohio to be selected for Shrine East-West Game . . . Set collegiate records at Miami as all-round athlete . . . Was All-Stater as prep at Girard High School . . . Fine competitor . . . Married . . . Resides in St. Louis during off-season.

YEAR	TEAM	RUSHING					RECEIVING				
		ATT	YDS	AVE	L	TD	NO.	YDS	AVE	L	TD
1962	STL	2	12	6.0	10	0	0	0	0	0	0
1963	STL	134	652	4.9	63†	5	31	396	12.8	38	3
1964	STL	0	0	0	0	0	0	0	0	0	0
1965	STL	174	617	3.5	59†	6	26	256	9.8	37	1
1966	STL	13	25	1.9	5	0	2	6	3.0	11	0
1967	NY	58	171	2.9	14	2	7	69	9.9	16	0
1968	DET	120	384	3.2	14	0	28	135	4.8	25	0
1969	DET	111	377	3.4	33	3	13	141	10.8	62†	1
1970	DET	48	156	3.3	11†	1	6	52	8.6	15	0
1971	DET	4	4	1.0	6	0	0	0	0.0	0	0
Totals		664	2398	3.6	63†	17	113	1055	9.3	62†	5

## WAYNE WALKER

Linebacker—Idaho—15th Year

Ht. 6-2, Wt. 228 (Drafted 4th, '58)

Born—Boise, Idaho, Sept. 30, 1937

PRO: Keeps rolling along in aggressive record-setting style as he enters 15th pro season, all with Lions . . . Started all 14 games (again) last season to boost his total to 186 and has set his sights on an even 200 . . . Passed Darris McCord's previous record of 168 games as a Lion in 1970 . . . Has missed just four games by injury since he broke in as 1958 rookie . . . Holds almost all Pro honors including All-Pro linebacker, Pro Bowl, MVP award and others . . . Has scored 345 points to rank second on Lion list behind Doak Walker (534) although the two extra points he kicked last year were first since 1968 . . . Scored two touchdowns as a rookie, added 53 field goals and made 172 of 175 conversions Picked off two passes last season to give him career total of 14.

PERSONAL: One of best-known, most well-liked players in pro football . . . Collegiate star at Idaho and team captain as senior . . . Standout performer in East-West Shrine and Chicago All-Star Games . . . Voted defensive-player honors in Shrine Game after 15 tackles, two interceptions and blocking a kick . . . Voted Athlete-of-the-year in Idaho in 1968 and again in 1971 and member of that state's sports Hall of Fame . . . Year-round Detroit resident . . . Married . . . Active in local civic activities.



# 55

YEAR	GP	TD	SAF	SCORING					INTERCEPTIONS			
				EPA	EP	FGA	FG	PTS	NO.	YDS	LG	TD
1958	12	2	0	0	0	0	0	12	1	33	33t	1
1959	9	0	0	6	5	0	0	5	0	0	0	0
1960	12	0	1	0	0	0	0	2	1	21	21	0
1961	14	0	0	6	6	3	0	6	2	16	12	0
1962	14	0	0	37	37	22	9	64	1	47	47	0
1963	14	0	0	29	29	22	9	56	1	17	17	0
1964	13	0	0	34	32	25	14	74	1	14	14	0
1965	14	0	0	33	33	22	8	57	2	0	0	0
1966	14	0	0	11	11	8	2	17	1	3	3	0
1967	14	0	0	11	11	15	5	26	0	0	0	0
1968	14	0	0	6	6	14	6	24	1	0	0	0
1969	14	0	0	0	0	0	0	0	1	0	0	0
1970	14	0	0	0	0	0	0	0	0	0	0	0
1971	14	0	0	2	2	0	0	2	2	12	8	0
Totals	186*	2	1	175	172	131	53	345	14	163	47	1

### LIONS LONGEVITY LEADERS

Rank	Player	Years	Games Played	Games Missed
1	WAYNE WALKER	14	186	4
2	Darris McCord	13	168	2
3	Alex Karras	12	161	1
4	DICK LEBEAU	13	171*	1
5	Joe Schmidt	13	154	12
6	Jim Gibbons	11	140	8
7	John Gordy	10	134*	0
8	Yale Lary	11	133	7
9	Jim Martin	11	126	8
10	Harley Sewell	10	119	5
11	Lou Creekmur	10	116*	0
12	Bruce Maher	8	108	2
13	WAYNE RASMUSSEN	8	105	7
14	Gail Cogdill	9	103	14
15	Terry Barr	9	102	16

\*Consecutive



**63**

## CHUCK WALTON

Guard—Iowa State—6th Year

Ht. 6-3, Wt. 250 (Drafted 3rd, '63)

Born—Canon City, Colorado, July 7, 1941

PRO: Looks for greatest season after corrective surgery for pinched shoulder-muscles after 1971 campaign . . . Had another excellent performance last year despite hampering injury . . . Strong blocker with good speed who excels at leading way for ball-carrier . . . Integral part of what is being called "one of Lions' greatest offensive lines" . . . Was a high-Lion draft choice in 1963 but decided on Canadian play despite Detroit and San Diego offers . . . Returned to Detroit in 1967 and has been a starter in every game the past five years.

PERSONAL: Was a standout performer in the Canadian League at Montreal (1963-64) and Hamilton (1965-66) . . . Voted All-League and All-Pro honors in three of his CFL seasons . . . Earned All-Big Eight honors as a senior at Iowa State after three years of outstanding collegiate play . . . Prepped at Canon City . . . Married . . . Detroit-area resident.



**49**

## LARRY WALTON

Wide Receiver—Arizona State—4th Year

Ht. 6-0, Wt. 180 (Drafted 3rd, '69)

Born—Johnstown, Pennsylvania, Feb. 8, 1947

PRO: Logged more time last season (405½ minutes) than any player except Yarbrough (409) . . . Grabbed 30 passes for 491 yards and five touchdowns as an almost exact sequel to soph season in '70 when he caught 30 for 532 yds. and five TDs . . . Caught at least one in every game except mud-bath at Milwaukee . . . Biggest day was vs. Packers (Oct. 10) with five catches for 103 yards and two scores, one a "classic" of 60 yards when he broke five tackles to go all the way . . . In a 1970 game racked up 158 yards (vs. Cleveland) . . . Since becoming a starter had been shutout in just four of 27 games . . . Excellent speed with good moves . . . Coaches feel he is headed for biggest season in '72.

PERSONAL: Was a running back at Arizona State with a 4.5 average on 161 carries . . . Also used as a return specialist . . . Ran a 9.4 100-yard dash in collegiate conference track meet . . . Starred at Trinidad Junior College and won J.C. All-America honors before going to Arizona State . . . Outstanding prep career at Johnston, Pa.

YEAR	GP	RECEIVING					RUSHING				
		NO	YDS	AVE	LG	TD	NO	YDS	AVE	LG	TD
1969	14	12	109	9.1	16	0	2	6	3.0	17	0
1970	13	30	532	17.7	56	5	2	20	10.0	16	0
1971	14	30	491	16.4	60t	5	1	-7	-	-	0
Totals	41	72	1132	15.7	60t	10	5	19	3.8	17	0

## CHARLIE WEAVER

Linebacker—USC—2nd Year

Ht. 6-2, Wt. 218 (Drafted 2nd, '71)

Born—Richmond, California, July 12, 1949

PRO: Appeared in all 14 games last year in rookie season . . . Turned in excellent job on special teams . . . One of first men downfield on kickoffs and punts . . . Credited with many key tackles . . . Powerful hitter who plays with abandon . . . Hit so hard last year that he ko'd himself on two occasions . . . Slated for back-up action this year as linebacker.

PERSONAL: Was consensus All-America as 1970 senior (UPI, Football Writers, Football Coaches, Football News, Time, Walter Camp and others) . . . Runs 100 yards in 9.8 . . . Voted Most-Valuable Player in East-West Shrine game as senior . . . Called "fastest linebacker in collegiate ranks" last two seasons at Southern Cal . . . Voted to several All-America teams as 1969 junior . . . Played two years at Arizona West J.C. . . . Pacific Eight All-Conference in 1969-70 . . . All-State prep at Richmond, Calif.



59

## HERMAN WEAVER

Punter—Tennessee—3rd Year

Ht. 6-4, Wt. 215 (Drafted 9th, '70)

Born—Villa Rica, Georgia, Nov. 17, 1948

PRO: Missed NFC punting title last year by a fraction with 41.7 yard average (Leader: McNeill, Eagles, 42.0) despite having two blocked (Atlanta, Minnesota) . . . Team ability to move the ball saw him punt only 42 times last season (lowest in League) after 62 in 1970 . . . Averaged 40 yds. as a '70 rookie with one blocked . . . Gets good height on boots enabling defenders to get under ball . . . Had 18 of his kicks returned last year for 6.2 yd. average . . . Still working to improve speed in getting kick away . . . In rare event, sat out KC game last year as Lions never had to punt.

PERSONAL: Went to Tennessee as a receiver after outstanding prep career at Villa Rica, Ga. high school . . . Never punted as prep but took it up at Tennessee . . . Booted 181 times as collegian with no blocks . . . Married.



18

YEAR	GP	PUNTING				
		NO.	YDS	AVE	L	B
1970	14	62	2483	40.6	65	1
1971	13	42	1752	41.7	63	2
Totals	27	104	4235	40.7	65	3



28

### MIKE WEGER

Defensive Back—Bowling Green—6th Year

Ht. 6-2, Wt. 195 (Drafted 9th, '67)

Born—Sherman, Texas, Oct. 2, 1945

PRO: Begins sixth season with Lions with record of continual improvement . . . Has 14 interceptions in four years as regular . . . Excellent tackler with strong range due to exceptional speed and "nose for ball" . . . Scored second pro touchdown last year by grabbing Atlanta fumble and going 52 yards . . . First TD was on a 29-yard run after one of five interceptions in 1970 (vs. Cleveland) . . . Rated by Lion coaches as one of finest safeties in NFL. PERSONAL: Was Bowling Green's first All-America player (1967) . . . Football captain as senior . . . Played both ways and averaged 5.3 yards per play as runner in addition to starring on defense . . . Excellent all-round collegiate athlete who excelled at both football and track . . . Recognized as one of greatest athletes in B.G. history



70

### LARRY WOODS

Defensive Tackle—Tennessee State—2nd Year

Ht. 6-6, Wt. 260 (Drafted 4th, '71)

Born—Rogersville, Alabama, May 11, 1948

PERSONAL: Spent rookie season on cab-squad until activated for final game . . . Worked on strength-program during off-season . . . Has tools to develop into fine pro player . . . Great attitude and desire to improve . . . Needs more work and will get it in '72 camp and pre-season sked . . . Was defensive standout for three seasons at Tenn State . . . Strong rush and fine lateral speed.



72

### BILL YANCHAR

Defensive Tackle—Purdue—2nd Year (1st with Lions)

Ht. 6-3, Wt. 250 (Drafted 10th, '70—Cleveland)

Born—Euclid, Ohio, March 25, 1948

PRO: Called most-aggressive player on Browns as 1970 rookie . . . Played last half of season . . . Good quickness and rush as swing tackle at Cleveland . . . Calls 1972 trade to Detroit "turning point in career, I'm really going to prove that I'm a player". PERSONAL: Captained Purdue Boilermakers in 1969 . . . Voted All Big Ten honors in both junior and senior seasons . . . Was All-Stater in Ohio as Euclid prep . . . Is a commercial pilot with authorization for multiple engine flight . . . Resides in Cleveland.

#### INTERCEPTIONS

YEAR	GP	NO	YDS	AVE	LG	TD
1967	14	0	0	0.0	0	0
1968	14	5	50	10.0	18	0
1969	13	3	44	14.7	25	0
1970	14	5	52	10.4	29+	1
1971	14	1	16	16.0	16	0
Totals	69	14	162	11.6	29+	1

## JIM YARBROUGH

Tackle—Florida—4th Year

Ht. 6-5, Wt. 265 (Drafted 2nd, '69)

Born—Charlotte, North Carolina, Oct. 28, 1946

PRO: Took over starting job as offensive tackle last year and played more minutes than any other man on squad (409) in addition to turning in an outstanding performance . . . Made the big adjustment from being tight end as collegian to becoming "blood and guts" guy as inside lineman . . . Saw action in all games in 1970 as second-year pro before cementing starting post . . . Has all it takes to reach the top—size, strength, agility, speed and determination . . . Has great durability and coaches predict he can become one of finest in NFL.

PERSONAL: Carved recognition as blocker and tight end at University of Florida . . . Caught 51 passes for 685 yards . . . Fine speed for size with clocking of 5.0 seconds in 40-yard sprint . . . Voted first All-Southeastern Conference team as senior . . . All-State rating as prep at Arcadia (Fla.) high school.



**75**

## MICKEY ZOFKO

Running Back—Auburn—2nd Year

Ht. 6-3, Wt. 200 (Drafted 9th, '71)

Born—Melbourne, Florida, June 8, 1949

PRO: Played in 11 games last year as rookie. Began year on cab squad, was activated for fourth game . . . Key tackler on special team units . . . Goes all-out . . . Excellent speed and desire . . . Was quarterback and runner at Auburn . . . Top rusher in 1970 with 565 yards on 119 carries for 4.9 average and five touchdowns . . . Led team in kickoff returns . . . Turned in 101-yard performance as rusher vs. Georgia . . . Played in Gator and Senior Bowls . . . Led Melbourne (Fla.) high to state championship in 1966.



## ADDITIONAL PLAYERS INFORMATION

**34**

---

---

---

---

---

---

---

---

---

---

# 1971 LIONS RESULTS

## Pre-Season (3-3-0)

Aug. 7#	—	W	—	Lions	28	#	New York Jets	24	51,214#
Aug. 14*	—	L	—	Lions	24	*	Cincinnati	31	54,365*
Aug. 22&	—	W	—	Lions	23	&	Baltimore	20	91,745&
Aug. 28	—	L	—	Lions	24	at	Miami	28	63,082
Sept. 4*	—	L	—	Lions	17	*	Buffalo	31	51,478*
Sept. 12	—	W	—	Lions	49	at	Philadelphia	10	51,543
					165			144	363,427

\* at Detroit # at Tampa & at Ann Arbor

## Regular Season (7-6-1)

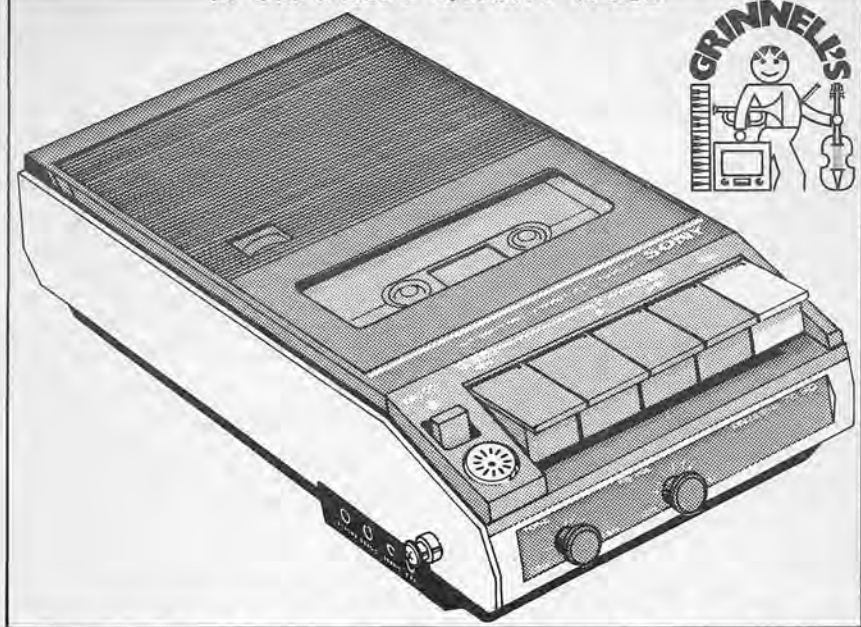
Sept. 20*	—	L	—	Lions	13		Minnesota	16	54,418*
Sept. 26	—	W	—	Lions	34	at	New England	7	61,057
Oct. 3*	—	W	—	Lions	41		Atlanta	38	54,418*
Oct. 10*	—	W	—	Lions	31		Green Bay	28	54,418*
Oct. 17	—	W	—	Lions	31	at	Houston	7	45,885
Oct. 24*	—	L	—	Lions	23		Chicago	28	54,418*
Nov. 1\$	—	T	—	Lions	14	\$	Green Bay	14	47,961\$
Nov. 7	—	W	—	Lions	24	at	Denver	20	51,200
Nov. 14*	—	L	—	Lions	13		Los Angeles	21	54,418*
Nov. 21	—	W	—	Lions	28	at	Chicago	3	55,049
Nov. 25*	—	W	—	Lions	32		Kansas City	21	54,418*
Dec. 5*	—	L	—	Lions	20		Philadelphia	23	54,418*
Dec. 11	—	L	—	Lions	10	at	Minnesota	29	49,784
Dec. 19	—	L	—	Lions	27	at	San Francisco	31	45,580
					341			286	697,442 (380,926*)

\* at Detroit \$ at Milwaukee

## LIONS RANKING IN NATIONAL CONFERENCE, 1971

Category	Lions Total	& Rank	NFC Leader	& Total
<b>OFFENSE</b>				
Total Yards Gained	4577	3rd	Dallas	5035
by rushing	2376	1st	DETROIT	2376
by passing	2201	8th	Dallas	2786
First Downs	269	2nd	Dallas	288
Rushes	532	1st	DETROIT	532
Passes Attempted	299	11th	New York	462
Passes Completed	157	11th (tie)	New York	268
Touchdowns	39	2nd	Dallas	50
by rushing	15	4th (tie)	Dallas	25
by passing	17	4th	Dallas	22
by returns	7	1st	DETROIT	7
Field Goals	22	3rd (tie)	Washington	29
Field Goal Attempts	37	2nd (tie)	Washington	49
Points Scored	341	2nd	Dallas	406
<b>DEFENSE</b>				
Points Allowed	286	9th	Minnesota	139
Total Yards Allowed	3859	4th	Minnesota	3406
by rushing	1842	6th	Dallas	1144
by passing	2017	4th	Atlanta	1638
First Downs Allowed	210	4th	Minnesota	194
Opponents Rushes	432	3rd	Dallas	353
Passes Attempted	306	1st	DETROIT	306
Passes Completed	163	2nd	San Francisco	152
Opponents QB Tackled	18	13th (tie)	Dallas	43
Lions Interceptions	22	4th (tie)	LA-Minnesota	27
Opponents Fumbles				
Recovered	19	3rd	Dallas	21
Opponents Touchdowns	35	10th	Minnesota	14
by rushing	15	10th	Minnesota	2
by passing	17	9th (tie)	Atlanta	9

A GRINNELL'S QUALITY VALUE



## SONY SUPERSCOPE® AC/DC PORTABLE CASSETTE-CORDER® WITH BUILT-IN CONDENSER MICROPHONE

- Back Space Review Button
- Fast Cueing • Record Interlock
- Record Level and Battery Strength Indicator
- Built-in Recharging Circuit for Optional Nickel-Cadmium Battery Pack

- Tone and Volume Controls
- End-of-Tape Alarm

REMARKABLE AT ONLY

**99<sup>95</sup>**

**G** RINNELL'S

1515 WOODWARD & 34 BRANCHES • PHONE 965-3600

# 1971 LIONS STATISTICS

## TEAM STATISTICS

YARDS GAINED	LIONS	OPP.
Total	4577	3859
By Rushing	2376	1842
By Passing (net)	2201	2017
By Passing (gross)	2453	2163
<b>FIRST DOWNS—Total</b>	<b>269</b>	<b>210</b>
By Rushing	131	97
By Passing	104	99
By Penalty	34	14
<b>PASSES</b>		
Attempted	299	306
Completed	157	163
Average Gain	6.7	6.2
<b>FUMBLES</b>		
Number/Lost	35/19	23/11
<b>PENALTIES</b>		
Number/Lost	69/738	97/942
<b>OFFENSIVE PLAYS</b>		
No./Average Gain	862/5.3	756/5.1

## INDIVIDUAL STATISTICS

### RUSHING

	NO.	YDS	AVE	LG	TD
Owens (2)	246	1035	4.2	23	8
Taylor	174	736	4.2	36t	4
Landry	76	530	7.0	52	3
Farr	22	64	2.9	14	0
Gipson	4	12	3.0	5	0
Munson	3	9	3.0	6	0
Triplet	4	4	1.0	6	0
Jessie	1	0	0.0	0	0
Walton	1	-7	-	-	0
McCullouch	1	-7	-	-	0
LIONS (1)	532	2376	4.5	52	15
Opponents	432	1842	4.3	41	15

### RECEIVING

	NO.	YDS	AVE	LG	TD
Owens (15)	32	350	10.9	74t	2
Sanders	31	502	16.2	49t	5
Walton	30	491	16.4	60t	5
Taylor	26	270	10.4	64	1
McCullouch	21	552	26.3	76t	3
Cotton	6	88	14.7	34	0
Farr	5	60	12.0	39	1
Jessie	4	87	21.8	51	0
Hughes	1	32	32.0	32	0
Gipson	1	21	21.0	21	0
LIONS (11t)	157	2453	15.6	76t	17
Opponents	163	2163	13.3	66	17

### PUNTING

	NO.	YDS	AVE	L	B
Weaver (2)	42	1752	41.7	63	2
Opponents	58	2329	40.2	61	1

### PASSING

	ATT	COMP	AVE	YDS	L	INT	TD	TT/YDS.LOST
Landry (2)	261	136	52.1	2237	76t	13	16	29/232
Munson	38	21	55.3	216	34	1	1	1/5
L. Walton	0	0	0.0	0	0	0	0	1/15
LIONS (2)	299	157	52.5	2453	76t	14	17	31/252
Opponents	306	163	53.3	2163	66	22	17	18/146

## INTERCEPTIONS

	NO.	YDS	AVE	L	TD
LeBeau (4)	6	76	12.7	40	0
Lucci	5	74	14.8	27t	2
Rasmussen	4	31	7.8	19	0
Barney	3	78	26.0	28t	1
Walker	2	12	6.0	8	0
Weger	1	16	16.0	16	0
Vaughn	1	8	8.0	8	0
LIONS (4t)	22	295	13.4	40	3
Opponents	14	207	14.8	51	1

## KICKOFF RETURNS

	NO.	YDS	AVE	L	TD
Jessie (2)	16	470	29.4	102t	2
Barney	9	222	24.7	48	0
Clark	8	216	27.0	55	0
Gipson	5	105	21.1	27	0
Williams	4	112	28.0	40	0
Triplet	3	70	23.3	38	0
Parson	2	26	13.0	15	0
Mooney	2	8	4.0	8	0
Cotton	1	4	4.0	4	0
Rasmussen	1	0	0.0	0	0
LIONS (5)	51	1233	24.2	102t	2
Opponents	70	1627	23.2	48	0

## PUNT RETURNS

	NO.	YDS	AVE	L	FC	TD
Barney (2)	14	122	8.7	38	2	0
Walton	6	38	6.3	25	6	0
Vaughn	2	30	15.0	19	0	0
Thompson	1	4	4.0	4	0	0
Hughes	0	0	0.0	0	1	0
LIONS (2)	23	194	8.4	38	9	0
Opponents	18	111	6.2	15	6	0

## SCORING

	NO.	RUSH	REC	RET	P
Mann (2)	0	0	0	0	103*
Owens	10	8	2	0	60
Taylor	5	4	1	0	30
Walton	5	0	5	0	30
Sanders	5	0	5	0	30
McCullouch	3	0	3	0	18
Landry	3	3	0	0	18
Jessie	2	0	0	2	14#
Lucci	2	0	0	2	12
Farr	1	0	1	0	6
Barney	1	0	0	1	6
Bell	1	0	0	1	6
Weger	1	0	0	1	6
Walker	0	0	0	0	2%
LIONS (2)	39	15	17	7	341
Opponents	35	15	17	3	286**

\* Mann: 37/37 EPs; 22/37 FGs.  
 \*\* Opp: 35/35 EPs; 13/25 FGs.  
 # inc. safety % extra points

## 1971 LIONS SEASON REVIEW

(Scorer's Name in Capitals)

### Sept. 20—DETROIT 13, MINNESOTA 16, at Detroit (54,418)

The Lions moved 58 yards after the opening kickoff before stalling at the Viking 12 with MANN kicking a 20-yard field goal. A Minnesota fumble on the next kickoff was recovered by Cotton on the Viking 21. Taylor and Farr picked up a first down before Farr hit to the seven. A penalty put the ball at the three and Landry flipped a scoring pass to FARR for a quick 10-0 edge.

Another recovered Viking fumble gave the Lions another chance but Mann's 39-yard try hit the crossbar and bounced back. With the Lion defense completely stopping Minnesota, Detroit had another chance early in the second period but Mann's 53-yard try was short. After Vaughn picked off a Cuozzo pass, three passes failed and MANN's 36-yard boot was good for a 13-0 bulge. Minnesota put on its first sustained drive by going 60 yards to the Detroit 6. The Lions held and COX booted a 13-yard field goal to make it 13-3 at halftime.

Minnesota came out strong to go 80 yards with the kickoff as Cuozzo hit GRIM twice on big passes, the second one for a touchdown which pulled them to a 13-10 deficit.

Mann tried two more field goals (53 and 36 yds.) and both failed in the third period. The Vikings knotted the score on a 42-yarder by COX early in the final quarter and then Kassulke recovered the fumbled kickoff at the Detroit 20. The Lion defense held but COX then booted a 9-yard field goal at 9:42 and Minnesota led for the first time.

Detroit made a last-ditch bid when Landry hit McCullouch to reach the Minnesota 25 yard line with 7 seconds to go. But, Mann's try for a 33-yard field goal was wide.

(Landry hit on 7 of 25 for 56 yards, 1 TD; Owens ran for 45 on 12 tries, Taylor made 51 on 13; Farr caught 3 passes for 12, Walton had two for 22.)

### Sept. 26—DETROIT 34, NEW ENGLAND PATRIOTS 7, at Foxboro (61,057)

The Lions scored midway in the opening period when MANN kicked a 23-yard field goal to cap a 64-yard march and then saw TAYLOR zip in from the 3 for a touchdown and a 10-0 lead early in the second quarter as the Lions went 71 yards in 7 plays.

On the Patriots' third play after the kickoff, LUCCI intercepted a Plunkett pass and went 25 yards for another touchdown and it was Detroit 17-0 at the intermission.

Triplet went 38 yards with the second half kickoff and the Lions picked up 3 more points on MANN's second field goal, a 27-yarder. The Patriots then got on the board when Plunkett hit VATAHA on two passes, the second going for 61 yards and a TD.

The Lions scored to open the final period when Landry pitched a short screen pass to OWENS who took it at the Lions' 26 and went down the sideline for a 74-yard touchdown. When Garrett fumbled for New England on the second play after the next kickoff, Vaughn recovered for Detroit. OWENS hit for 23, got 3 more and then bumped in for the score from the 2.

(Landry hit on 11 of 18 for 198 yards; Owens gained 80 rushing on 17 carries, Taylor made 52 on 11; Sanders grabbed 4 passes for 51, Owens caught 3 for 83 and McCullouch gained 60 on 3.) 44

### Oct. 3—DETROIT 41, ATLANTA 38, at Detroit (54,418)

WEGER grabbed a Falcon fumble on the first series and raced 52 yards for a fast Lion touchdown. On the next series, Walker recovered another fumble and the Lions covered 25 yards in five plays with OWENS diving two yards for the score and a quick 14-0 lead. The Falcons moved 80 yards in 7 plays to get on the board with Berry pitching 13 yards to MITCHELL to make it 14-7.

A 36-yard field goal by BELL made it 14-10 before JESSIE took the next kickoff and raced 97 yards down the sideline and now it was 21-10. Atlanta came right back with Berry hitting BURROW on a 56-yard touchdown pass to narrow Detroit's lead.

A Taylor fumble was lost and MALONE bumped in three plays later to put Atlanta ahead, 24-21. But with only 1:23 left in the half, Landry fired a 56-yard scoring pass to LARRY WALTON to give the Lions a 28-24 lead at the intermission.

Detroit moved 80 yards with the second half kickoff and climaxed it when Landry looped a 16-yard pass to SANDERS. LeBeau intercepted a Falcon pass on the next series and MANN booted an 18-yard field goal to give the Lions a 38-24 bulge in a wide-open game.

Two long passes by Berry, with the second a 25-yard touchdown strike to BURROW, made it 38-31. A 13-yard field goal by MANN opened the final period. LeBeau picked off his second pass of the game, but when Weaver's punt was blocked, the Falcons scored when HAYES picked up the ball and ran 20 yards into the endzone.

(Landry hit on 7 of 12 passes for 123 yds., two TDs; Owens gained 98 on 22 carries; Walton, McCullouch and Owens each caught 2 passes.)

### Oct. 10—DETROIT 31, GREEN BAY 28, at Detroit (54,418)

Barney returned the game's first punt 38 yards and the Lions struck quickly as Landry hit McCULLOUCH in the endzone for 17 and a TD. Weger intercepted Hunter's pass on the next series, before Landry passed to OWENS for another TD.

The Lions made it 17-0 early in the second period on MANN'S 12-yard field goal before the Packers broke through. After Hunter clicked on two passes, ANDERSON flipped a left-handed TD pass of four yards to BROCKINGTON.

Detroit came back with Taylor going 39 yards on three plays before Landry passed to WALTON in the endzone for an 11-yard TD to make the score 24-7 at the intermission.

After the second half kickoff, Anderson ran for 29 and three plays later bumped in from the one-yard line on a disputed touchdown. Lucci was ejected for arguing too strenuously.

The Lions bounced back as Landry hit Jessie for 23 before arching a 60-yard touchdown pass to WALTON who made a brilliant run by breaking five tackles. Then the Packers scored again with BRATKOWSKI sneaking in from the one after hitting Anderson and McGeorge for good gainers.

Detroit monopolized the ball for nine minutes in the fourth period before Green Bay recovered a fumble. Bratkowski hit Anderson and then McGeorge to reach the Lion five before going to McGEORGE in the endzone for the final score.

(Landry completed 18 of 29 for 302 yards and 4 TDs; Owens made 87 yards on 17 carries, Taylor made 55 on 16 while Landry gained 36 on 7 carries; Walton caught 5 for 103 yards and 2 TDs)

### **Oct. 17—DETROIT 31, HOUSTON 7, at Houston (45,885)**

Neither team could move the ball in the opening period although the Lions got a break when Bell blocked Pastorini's punt and Thompson recovered for Detroit at the Houston four. A holding penalty moved the ball back to the 20 and Mann missed a 27-yard field goal attempt.

Early in the second quarter, BARNEY intercepted a Pastorini pass at the 28 and ran it in for a touchdown. Next time the Lions had the ball they scored again by going 85 yards on seven plays with OWENS bumping over from the one.

With only 1:32 left before the intermission, the Oilers went to the air. Pastorini hit JOINER for a 58-yard touchdown and it was 14-7 Detroit at halftime.

The Lions got back three on MANN'S 13-yard field goal midway in the third period and then sewed it up with two fourth quarter touchdowns. Lucci intercepted a pass at his 15 and after rushes had moved the ball to the Houston 35, Landry flipped a screen pass to TAYLOR who zipped 35 yards to the endzone.

Rasmussen intercepted another pass late in the game and Detroit banged away to score again just before the final gun with OWENS going in from the one.

(Landry was 9 for 16 and 197 yards, 1 TD; Owens gained 93 on 22 carries and 2 TDS; Taylor gained 63 on 16 carries while Landry ran for 74 on 5 tries; Taylor gained 122 yds on 4 receptions with 1 TD.)

### **Oct. 24—DETROIT 23, CHICAGO 28, at Detroit (54,418)**

After Owens rumbled for 33 yards on four carries, MANN kicked a 28-yard field goal at 7:54 of the opening period but the Bears came back strong to go 59 yards in only five plays as Douglass hit Farmer for 14 and nine yards before SHY broke away for a 21-yard TD sprint.

MANN added a 49-yard three-pointer to make it 7-6 at the end of the period but Chicago scored again as Douglass hit FARMER on a 54-yard bomb to put Chicago ahead 14-6.

JESSIE took the kickoff two yards deep and behind great blocks by Cotton, Weaver and Kowalkowski raced 102 yards up the sideline for a TD and it was 14-13. The Lions went ahead for the first time the next time they got the ball by surging 69 yards in nine plays with the payoff being a 16-yard strike to WALTON to make it 20-14 Lions.

But Chicago bounced back to regain the lead on the next series with Douglass hitting WALLACE in the endzone for 15 and a TD.

MANN'S 29-yard field goal opened the second half to put the Lions ahead 23-21. Landry's pass was intercepted at the Lion 31 late in the third period and the Bears scored the winning points on a one-yard keeper by DOUGLASS early in the final quarter.

The Lions came back strong as Landry hit Chuck Hughes for 32 to reach the Bears' 32. Three other passes failed. On the third, one, Hughes collapsed and was rushed to the hospital after emergency treatment failed to revive him.

The saddened Lions waited disconsolately in the locker room for more than an hour hoping against hope that the medical bulletin would be encouraging. It finally came. It contained the tragic news that Chuck Hughes had died.

## Nov. 1—DETROIT 14, GREEN BAY 14, at Milwaukee (47,961)

The game was played in a steady downpour with heavy mud and treacherous footing as the Packers took the opening kickoff and saw Hunter fumble on the third play. BELL picked up the loose ball and ran 25 yards for a quick Detroit touchdown.

After Hampton returned the kickoff 30 yards, the Pack broke Brockington loose for 41 yards before HAMPTON dived in for a TD from the two-yard line. Mann's field goal attempt was wide from the 39 late in the period and Lions again were frustrated when a fumble at the Packer 21 stopped a strong drive.

With two minutes to go in the half, Owens fumbled at the Lion three. HUNTER dipped in from the one to give the Pack a 14-7 edge.

With only 51 seconds on the clock, Landry took Detroit all the way on six plays with SANDERS going the final 49 yards for the typing TD.

Detroit drove deep again to open the second half when Clark returned the kickoff 55 yards. Taylor broke loose at the Packer 28 but he fumbled and the Lions lost the ball.

The Lions slogged to the Packer 24 to open the final quarter but Mann's field goal attempt was blocked at the 32. A 44-yard field goal attempt by Michaels was no good later in the period and the game ended when Nitschke intercepted Landry's pass.

(Landry hit on 6 of 14 passes for 101 yards, Green Bay had 1 completion for 0 yardage; Owens gained 74 yards on 22 carries, Landry ran for 41 on 14; Sanders caught 2 passes for 62, McCullough had 2 for 26.)

## Nov. 7—DETROIT 24, DENVER 20, at Denver (51,200)

The Lions drove to the Bronco two early in the game after big gainers by Owens and Taylor. But Taylor's fumble was lost to thwart the drive. Late in the period, Denver sped 80 yards to take a 7-0 lead with ANDERSON going the final 12 on a pass from Horn.

An interception gave Denver another chance in the second period and the Broncos went ahead, 10-0, on TURNER'S 21-yard field goal.

Detroit came back strong after the intermission. From the Bronco 36, TAYLOR broke over the right side for the scoring sprint that made it 10-7.

The Lions scored again the next time they had the ball. On third down at his own 24, Landry arched a long pass to McCULLOUGH who took it over his shoulder and went all the way for a 76-yarder catch-and-run TD. TURNER booted a 40-yard field goal to cut the gap 14-13 but MANN came right back with a 10-yarder to put the Lions ahead at the start of the final period.

Denver put on a long drive to score again as ANDERSON went the final five yards to regain the lead at 20-17. Mann missed a 45-yard try before the Lions took over again. Landry hit SANDERS in the endzone for a five-yard TD.

Naumoff recovered a Horn fumble at the Lions' 23 and Detroit ran out the clock.

(Landry hit on 7 of 16 passes for 210 yards (202 in the second half); Owens made 109 yards on 16 carries, Taylor made 71 on 12 tries while Landry ran 48 yards on 8; Sanders caught 3 for 47 41, McCullough's only catch was his 76-yard TD.)

### **Nov. 14—DETROIT 13, LOS ANGELES 21, at Detroit (54,418)**

The Lions scored first on MANN'S 37-yard field goal late in the opening period and after Ray's field goal attempt was short on a 48-yard try, the Lions saw Taylor's fumble recovered at their 18 by the Rams. On the third play, JOSEPHSON plunged in from the one.

Los Angeles scored again before the half on an 82-yard surge with Gabriel clicking on three passes before hitting RENTZEL in the endzone for a 14-yard touchdown and 14-3 lead.

LeBeau intercepted a Gabriel pass early in the third period but Detroit had to settle for another MANN field goal from the 13. Neither team could muster a scoring drive until midway in the final quarter after Mann's 37-yard field goal attempt was wide. The Rams went 80 yards in 8 plays (three passes) with RENTZEL taking the third one for a 32-yard score.

The Lions came back strongly after the kickoff with Walton taking an 11-yard pass and McCullough hauling in a 49-yarder to reach the Rams' four. LANDRY finally slipped in from the one to end the scoring.

(Landry hit 15 of 25 for 199 yards; Taylor ran for 101 yards on 19 carries; Owens had 57 on 16; Sanders, Walton and Owens each caught 4 passes for 52, 49 and 35 yards, respectively.)

### **Nov. 21—DETROIT 28, CHICAGO 3, at Chicago (55,049)**

The Lions, playing on artificial turf in Soldier Field for the first time, got on the board quickly as Landry ran 52 yards on an option-keeper to the Bears' 25 and then went 14 more to the two before OWENS slanted in for the score. Landry became sick and was replaced by Munson at quarterback on the next series after PERCIVAL booted a 41-yard field goal for the Bears.

Chicago tried another field goal, missed it, but then recovered a Clark fumble at the Lion 13. Detroit held and another Percival field goal try was wide from the 17. The Lions promptly moved 80 yards on five plays on a long interference penalty (43 yds.) plus a 24-yard pass to Walton to reach the Bear 19. TAYLOR went around end for the touchdown.

Two series later, LUCCI intercepted a Douglass pass and returned it 27 yards for a touchdown that made it 21-3 at halftime.

Lucci intercepted another pass midway in the third quarter and the Lions made it 28-3 when OWENS bumped in from the one to cap a 51-yard march. Neither team scored in the final period with Percival missing a 37-yarder and Mann a 39-yard attempt. Lucci picked off his third interception of the game late in the period.

(Munson completed 9 of 15 for 75 yards; Owens ran 67 yards on 18 carries while Landry gained 66 on 2 runs; Owens grabbed 3 short passes, Taylor had 2.)

**Nov. 25—DETROIT 32, KANSAS CITY 21, at Detroit (54,418)**  
**(Annual Thanksgiving Day Game)**

The Lions stopped a Chief drive after the opening kickoff when Hand blocked a field goal try from the 16. Detroit took over at its 11 but the ball then changed hands twice on interceptions.

MANN kicked a 27-yard field goal to give the Lions first blood. Evey hit Dawson after the kickoff and Hand recovered at the Chief 38. Sanders grabbed a long pass and OWENS bucked in from the one to give Detroit a 10-0 lead. The Chiefs drove back to go 70 yards in 10 plays with the big one a pass from Podolak to Hayes for 23. PODOLAK scored the TD from two yards out.

Detroit retaliated with a 74-yard drive in five plays. Sanders grabbed a 21-yarder after ball bounced off a defender, then Sanders' foot. Farr came in to grab a 39-yarder to reach the five and Landry then hit SANDERS for the score and it was 17-7 at the intermission.

The Lions boosted their lead by going 63 yards in eight plays after the kickoff with McCULLOUGH capping it with a 17-yard touchdown catch. Detroit then blocked a Wilson punt at the KC 26 when JESSIE broke through. But the ball rolled out of the endzone for a safety and a 26-7 lead. MANN booted a 28-yard field goal after the free kick. The Chiefs scored again when PODOLAK scored from five yards out to make it 29-14.

A long drive provided Detroit three more points in the final period when MANN booted a 21-yarder before the Chiefs sent PODOLAK in from six yards out for his third TD.

(Landry completed 15 of 22 for 225 yards and 2 TDs; Owens gained 79 on 22 carries, Landry ran 6 times for 45; Sanders caught 5 passes for 90.)

**Dec. 5—DETROIT 20, PHILADELPHIA 23, at Detroit (54,418)**

The Eagles took the opening kickoff and slashed 72 yards in 14 plays with BOUGGESS diving the final yard for a 7-0 lead midway in the first period. Detroit couldn't move and the Eagles marched again to take a 10-0 margin on DEMPSEY'S 22-yard field goal.

Detroit moved to the Eagle 32 on the next series and Mann's 40-yard field goal try was short. The Eagles drove from their own 25 to the Lion 18 before DEMPSEY booted a 25-yarder.

The Lions were thwarted again on the next series after driving to the Eagle 9 when Bradley picked off a pass in the endzone and ran it 51 yards to midfield. DEMPSEY drilled a 52-yard field goal for a 16-0 halftime lead.

The Lions came back strong after the second-half kickoff to score when LANDRY went in from the two. MANN kicked a 31-yard field goal and now it was 16-10. MANN added a 32-yarder early in the final period and when Bell recovered a fumble, Detroit rolled again.

Nine plays took the ball to the Eagles' 7. LANDRY couldn't find a receiver so he ran the final yards for a TD and was ko'd on the play. Detroit led 20-16 with 1:53 left.

The Eagles took the kickoff on their 21. Liske hit Bougess for 3, Hawkins for 31, a penalty advanced the ball another 15 to the Lions' 30. Liske then hit Hawkins again for 25 yards before passing to KRAMER for the final five yards to cap a 79-yard race with the clock that beat the Lions, 23-20.

## **Dec. 11—DETROIT 10, MINNESOTA 29, at Bloomington (49,784)**

Landry's first pass was intercepted by WINSTON who ran it in for a 29-yard touchdown at 2:05 of the opening period. The Lions were able to retrieve three points midway in the quarter when MANN kicked a 35-yard field goal.

After several punt exchanges, the Vikes scored again when Barney fumbled Lee's punt and Ward recovered for Minnesota on the Detroit 10. After a holding penalty gave them a first down at the 5, JONES went over from the three. The Lions missed a field goal (53 yards) just before the halftime gun.

Sharockman intercepted a Landry pass on Detroit's first drive in the third period. The Lion defense held but COX booted a 10-yarder to make it 17-3.

A fumble was recovered by Bryant at the Lion 43 before Barney intercepted Cuozzo's pass and returned it to the Minnesota 28. Munson, now at QB, hit WALTON in the corner of the endzone for a TD to make it 17-10 late in the period.

Weaver's punt from the endzone was blocked by PAGE and rolled out of the endzone for a safety. COX booted a 32-yard field goal following the free kick. Another intercepted pass gave Minnesota the ball again. Cox tried a field goal. It was blocked. But the loose ball bounced off a Lion's leg and LINDSEY fell on it in the endzone for a wacky touchdown to make it 29-10.

(Landry hit on 6 of 16 for 42 yards before being replaced by Munson who was 9 of 16 for 107; Owens ran for 65 on 17 carries, Taylor was 34 on 11 tries; Cotton (for Sanders, injured) caught 5 for 79.)

## **Dec. 19—DETROIT 27, at SAN FRANCISCO 31, (45,580)**

Barney intercepted a Brodie pass on the first series of plays. The Lions drove to the 24 and MANN kicked a 31-yard field goal for a quick lead. But Brodie came back on the next series with WITCHER grabbing a 13-yard TD pass.

Then it was Detroit's turn to drive. Two passes from Landry put the ball at the 49er five. Landry ran in for a TD that was nullified by a holding penalty before MANN kicked another three-pointer (39 yds.) to make the score 7-6.

San Francisco came right back after the kickoff to go ahead 10-6 with GOSSETT kicking a 39-yarder. The Lions had to punt on the next series and the 49ers drove 80 yards to score again when Brodie pitched a 10-yard strike to WILLARD.

But Detroit drove back before intermission to go 80 yards with TAYLOR breaking loose to score to make it 17-13 at half-time. The Lions surged ahead at the start of the third period with OWENS bumping in from the one. But Brodie put the 49ers ahead again in a hurry as he threw a 30-yard scoring pass to WASHINGTON.

Then it was the Lions' turn to take the kickoff and strike back for the lead. Landry looped a 6-yard pass to SANDERS for a 27-24 edge. On the last play of the period, the Lions had the ball at their own 40 with less than six inches to go. They decided to go for the first down. Landry was stopped on a disputed decision and the 49ers took over. The 49ers moved to the Lion 17. A third-down play was stopped but a Lion off-sides gave the 49ers new life. On third down at the 10, BRODIE couldn't find a receiver. He broke out of a trap and ran 10 yards up the middle for the winning points. 50

## LIONS YEARLY ATTENDANCE FIGURES

YEAR (Games)	Home (Games)	Away (Games)	Total
1934 (13)	105,000 (8)•	74,572 (5)	179,572
1935 (12)	82,700 (6)•	59,061 (6)	141,761
1936 (12)	109,000 (6)•	96,503 (6)	205,503
1937 (11)	113,673 (6)•	120,459 (5)	234,132
1938 (11)	198,251 (7)	62,615 (4)	260,866
1939 (11)	181,561 (6)	128,786 (5)	319,347
1940 (11)	127,939 (6)•	98,474 (5)	226,413
1941 (11)	119,214 (5)	119,870 (6)	239,084
1942 (11)	100,508 (7)	50,476 (4)	150,984
1943 (10)	153,749 (5)	120,533 (5)	274,282
1944 (10)	117,887 (6)	67,596 (4)	185,483
1945 (10)	155,969 (5)	106,568 (5)	262,537
1946 (11)	123,651 (6)	117,507 (5)	241,158
1947 (12)	155,335 (6)	145,776 (6)	301,111
1948 (12)	112,762 (6)	139,930 (6)	252,692
1949 (12)	104,057 (6)	112,516 (6)	216,573
1950 (12)	151,600 (6)	125,995 (6)	277,595
1951 (12)	237,181 (7)	166,374 (5)	403,555
1952 (12)	288,070 (7)	185,838 (5)	473,908
1953 (12)	315,549 (6)	259,161 (6)	574,710
1954 (12)	326,040 (6)	252,304 (6)	578,344
1955 (12)	311,372 (6)	252,197 (6)	563,569
1956 (12)	330,966 (6)	267,845 (6)	598,811
1957 (12)	334,477 (6)	279,668 (6)	614,145
1958 (12)	321,727 (6)	335,237 (6)	656,964
1959 (12)	308,144 (6)	286,594 (6)	594,738
1960 (12)	306,110 (6)	276,082 (6)	582,142
1961 (14)	345,113 (7)	304,577 (7)	649,690
1962 (14)	357,595 (7)	323,386 (7)	680,981
1963 (14)	346,247 (7)	289,867 (7)	636,114
1964 (14)	366,293 (7)	359,216 (7)	725,509
1965 (14)	362,769 (7)	333,892 (7)	696,661
1966 (14)	358,181 (7)	314,336 (7)	672,517
1967 (14)	368,443 (7)	341,977 (7)	710,420
1968 (14)	359,430 (7)	381,070 (7)	740,500
1969 (14)	383,627 (7)	370,271 (7)	753,898
1970 (14)	401,200* (7)	430,137* (7)	831,337*
1971 (14)	380,926 (7)	316,516 (7)	697,442
<b>TOTALS (466)</b>	<b>9,278,652 (242)</b>	<b>8,067,260 (224)</b>	<b>17,345,912</b>

• Games at UD Stadium

### LIONS THANKSGIVING GAME SERIES

YEAR	OPPONENT	W-L-T	SCORE	YEAR	OPPONENT	W-L-T	SCORE
1934	Bears	L	16-19	1956	Green Bay	L	20-24
1935	Bears	W	14- 2	1957	Green Bay	W	18- 6
1936	Bears	W	13- 7	1958	Green Bay	W	24-14
1937	Bears	L	0-13	1959	Green Bay	L	17-24
1938	Bears	W	14- 7	1960	Green Bay	W	23-10
1945	Cleveland	L	21-28	1961	Green Bay	L	9-17
1946	Boston	L	10-34	1962	Green Bay	W	26-14
1947	Bears	L	14-34	1963	Green Bay	T	13-13
1948	Cardinals	L	14-28	1964	Chicago	L	24-27
1949	Bears	L	7-28	1965	Baltimore	T	24-24
1950	Yanks	W	49-14	1966	San Francisco	L	14-41
1951	Green Bay	W	52-35	1967	Los Angeles	L	7-31
1952	Green Bay	W	48-24	1968	Philadelphia	L	0-12
1953	Green Bay	W	34-15	1969	Minnesota	L	0-27
1954	Green Bay	W	28-24	1970	Oakland	W	28-14
1955	Green Bay	W	24-10	1971	Kansas City	W	32-21

(1939-44: series discontinued)

(Series record—32 games: 15-15-2)

# LIONS INDIVIDUAL RECORDS (1934-1971)

## CAREER

### RUSHING

#### MOST ATTEMPTS:

- 938 Nick Pietrosante, 1959-65
- 693 Ace Gutowsky, 1934-38
- 651 Dan Lewis, 1958-64
- 580 MEL FARR, 1967-
- 553 B. Hoernschemeyer, 1950-55

#### MOST YARDS GAINED:

- 3933 Nick Pietrosante, 1959-65
- 2698 Dan Lewis, 1958-64
- 2483 MEL FARR, 1967-
- 2444 Ace Gutowsky, 1934-38
- 2439 B. Hoernschemeyer, 1950-55

### PASSING

#### MOST ATTEMPTS:

- 2193 Bobby Layne, 1950-58
- 1315 Milt Plum, 1962-67
- 885 Earl Morrall, 1958-64
- 691 BILL MUNSON, 1968-
- 605 GREG LANDRY, 1968-

#### MOST COMPLETIONS:

- 1074 Bobby Layne, 1950-58
- 671 Milt Plum, 1962-67
- 447 Earl Morrall, 1958-64
- 370 BILL MUNSON, 1968-
- 322 GREG LANDRY, 1968-

#### MOST YARDS GAINED:

- 15710 Bobby Layne, 1950-58
- 8536 Milt Plum, 1962-67
- 6555 Earl Morrall, 1958-64
- 4638 BILL MUNSON, 1968-
- 4500 GREG LANDRY, 1968-

#### MOST TOUCHDOWN PASSES:

- 118 Bobby Layne, 1950-58
- 55 Milt Plum, 1962-67
- 53 Earl Morrall, 1958-64
- 33 BILL MUNSON, 1968-
- 31 GREG LANDRY, 1968-

#### MOST PASSES INTERCEPTED

- 142 Bobby Layne, 1950-58
- 87 Milt Plum, 1962-67
- 41 Earl Morrall, 1958-64
- 40 Frank Sinkwich, 1943-44
- 39 Tobin Rote, 1957-59

### RECEIVING

#### MOST PASSES RECEIVED:

- 325 Gail Cogdill, 1960-68
- 287 Jim Gibbons, 1958-68
- 227 Terry Barr, 1957-65
- 174 Leon Hart, 1950-57
- 173 John Greene, 1944-50

#### MOST YARDS GAINED:

- 5220 Gail Cogdill, 1960-68
- 3810 Terry Barr, 1957-65
- 3561 Jim Gibbons, 1958-68
- 2965 John Greene, 1944-50
- 2960 Jim Doran, 1951-59

### INTERCEPTIONS

#### MOST PASSES INTERCEPTED:

- 62 DICK LEBEAU, 1959-
- 50 Yale Lary, 1952-53, 1956-64
- 46 Jack Christiansen, 1951-58
- 36 Jim David, 1952-59
- 35 LEM BARNEY, 1967-

#### MOST YARDS GAINED:

- 787 Yale Lary, 1952-53, 1956-64
- 762 DICK LEBEAU, 1959-
- 719 Bob Smith, 1949-53
- 717 Jack Christiansen, 1951-58
- 686 LEM BARNEY, 1967-
- 414 Don Doll, 1949-52

### SCORING

#### MOST POINTS:

- 534 Doak Walker, 1950-55
- 345 WAYNE WALKER, 1958-
- 305 ERROL MANN, 1969-
- 259 Jim Martin, 1951-61
- 254 Dutch Clark, 1934-38

#### MOST TOUCHDOWNS:

- 38 Terry Barr, 1957-65
- 34 Doak Walker, 1950-55
- 32 Cloyce Box, 1949-50,  
1952-54
- 31 Leon Hart, 1950-57
- 30 Nick Pietrosante,  
1959-65

#### MOST EXTRA POINTS:

- 183 Doak Walker, 1950-55
- 172 WAYNE WALKER, 1958-
- 104 ERROL MANN, 1969-
- 91 Jim Martin, 1951-61
- 61 Bobby Layne, 1950-58

#### MOST FIELD GOALS:

- 67 ERROL MANN, 1969-
- 56 Jim Martin, 1951-61
- 53 WAYNE WALKER, 1958-
- 49 Doak Walker, 1950-55
- 18 Bobby Layne, 1950-58

### PUNTING

#### MOST PUNTS:-

- 503 Yale Lary, 1952-53, 1956-64
- 187 Pat Studstill, 1965-67
- 182 Bob Smith, 1949-54

#### BEST AVERAGE:

- 44.3 Yale Lary
- 42.7 Bob Smith
- 42.4 Pat Studstill

### PUNT RETURNS

#### MOST RETURNS:

- 126 Yale Lary, 1952-53, 1956-64
- 94 Tom Watkins, 1962-67
- 85 Jack Christiansen, 1951-68

#### MOST YARDS RETURNED:

- 1084 Jack Christiansen
- 970 Tom Watkins
- 758 Yale Lary
- 716 Pat Studstill

### KICKOFF RETURNS

#### MOST RETURNS:

- 91 Tom Watkins, 1962-67
- 75 Pat Studstill, 1961-65
- 62 TOM VAUGHN, 1965-

#### MOST YARDS RETURNED:

- 2262 Tom Watkins
- 1924 Pat Studstill
- 1595 TOM VAUGHN, 1965-

## SEASON

### RUSHING

#### MOST ATTEMPTS:

246	STEVE OWENS, 1971
206	MEL FARR, 1967
201	Nick Pietrosante, 1961
198	ALTIE TAYLOR, 1970
191	Ace Gutowsky, 1936

#### MOST YARDS GAINED:

1035	STEVE OWENS, 1971
872	Nick Pietrosante, 1960
860	MEL FARR, 1967
841	Nick Pietrosante, 1961
827	Ace Gutowsky, 1936

### PASSING

#### MOST ATTEMPTS

336	Bobby Layne, 1950
332	Bobby Layne, 1951
329	BILL MUNSON, 1968
328	Earl Morrall, 1963
325	Milt Plum, 1962
309	Karl Sweetan, 1966

#### MOST COMPLETIONS:

181	BILL MUNSON, 1968
179	Milt Plum, 1962
174	Earl Morrall, 1963
157	Karl Sweetan, 1966
154	Milt Plum, 1964
152	Bobby Layne, 1950, 1951

#### MOST YARDS GAINED:

2621	Earl Morrall, 1963
2403	Bobby Layne, 1951
2378	Milt Plum, 1962
2323	Bobby Layne, 1950
2311	BILL MUNSON, 1968

#### MOST TOUCHDOWN PASSES:

26	Bobby Layne, 1951
24	Earl Morrall, 1963
19	Bobby Layne, 1952
18	Milt Plum, 1964
16	Bobby Layne, 1950, 1953
16	GREG LANDRY, 1971

#### MOST PASSES INTERCEPTED:

23	Bobby Layne, 1951
21	Bobby Layne, 1953
20	Milt Plum, 1962
20	Bobby Layne, 1952
20	Clyde LeForce, 1947
20	Frank Sinkwich, 1943, 1944

#### FEWEST PASSES INTERCEPTED:

3	Dwight Sloan, 1939 (102 att.)
4	Harry Gilmer, 1955 (122 att.)
5	Fred Enke, 1949 (142 att.)
7	Tom Dublinski, 1954 (138)
8	Clyde LeForce, 1948 (101)
8	BILL MUNSON, 1968 (329)

### RECEIVING

#### MOST PASSES RECEIVED:

67	Pat Studstill, 1966
66	Terry Barr, 1963
66	Bob Mann, 1949
57	Terry Barr, 1964

#### MOST YARDS GAINED:

1266	Pat Studstill, 1966
1086	Terry Barr, 1963
1030	Terry Barr, 1964
1014	Bob Mann, 1949
1009	Cloyce Box, 1950

### INTERCEPTIONS

#### MOST PASSES INTERCEPTED:

12	Jack Christiansen, 1953
12	Don Doll, 1950
11	Don Doll, 1949
10	Jack Christiansen, 1957
10	LEM BARNEY, 1967

#### MOST YARDS GAINED:

301*	Don Doll, 1949
238	Jack Christiansen, 1953
232	LEM BARNEY, 1967
218	Bob Smith, 1949

### SCORING

#### MOST POINTS:

128	Doak Walker, 1950
106	Doak Walker, 1954
103	ERROL MANN, 1971
101	ERROL MANN, 1969, 1970
99	Bobby Layne, 1956

#### MOST TOUCHDOWNS:

15	Cloyce Box, 1952
13	Terry Barr, 1963
12	Leon Hart, 1951

#### MOST EXTRA POINTS:

43	Doak Walker, 1951, 1954
41	ERROL MANN, 1970
38	Doak Walker, 1950
37	WAYNE WALKER, 1962
37	ERROL MANN, 1971

#### MOST FIELD GOALS:

25	ERROL MANN, 1969
22	ERROL MANN, 1971
20	ERROL MANN, 1970
15	Jim Martin, 1961
14	WAYNE WALKER, 1964

### PUNTING

#### MOST PUNTS:

78	Pat Studstill, 1965
72	Pat Studstill, 1966
71	Jerry DePoyster, 1968
67	Yale Lary, 1964

#### BEST AVERAGE:

48.9	Yale Lary, 1963
48.4	Yale Lary, 1961
47.1	Yale Lary, 1959

### PUNT RETURNS

#### MOST RETURNS:

32	Tom Watkins, 1963
29	Pat Studstill, 1962
27	Yale Lary, 1958

#### MOST YARDS RETURNED:

457	Pat Studstill, 1962
399	Tom Watkins, 1963
343	Jack Christiansen, 1951

### KICKOFF RETURNS

#### MOST RETURNS:

29	Pat Studstill, 1964
25	LEM BARNEY, 1968
25	BOBBY WILLIAMS, 1970
23	TOM VAUGHN, 1966
21	Tom Watkins, 1963
21	Don Doll, 1949

#### MOST YARDS RETURNED:

708	Pat Studstill, 1964
670	LEM BARNEY, 1968
595	TOM VAUGHN, 1966
584	Tom Watkins, 1965
563	BOB WILLIAMS, 1969

## GAME

### RUSHING

#### MOST ATTEMPTS:

- 29 MEL FARR,  
Oct. 20, 1968 vs. Green Bay
- 27 Nick Pietrosante,  
Dec. 6, 1964 at Baltimore
- 25 ALTIE TAYLOR,  
Dec. 21, 1969 at Chicago
- 25 Amos Marsh, Dec. 5, 1965  
at San Francisco
- 25 Frank Sinkwich,  
Oct. 22, 1944  
vs. Chicago Bears

#### MOST YARDS GAINED:

- 198 Bob Hoernschemeyer,  
Nov. 23, 1950  
vs. New York Yanks
- 197 MEL FARR,  
Nov. 12, 1967 at  
Minnesota
- 194 Dutch Clark, Oct. 28, 1934  
vs. Cincinnati
- 153 Ernie Caddel, Nov. 15, 1936  
vs. New York
- 152 Bill Shepherd, Oct. 30, 1938  
vs. Chicago Bears
- 146 Amos Marsh, Nov. 25, 1965  
vs. Baltimore

### PASSING

#### MOST ATTEMPTS:

- 49 Harry Gilmer, Dec. 11, 1955  
vs. New York
- 46 Karl Sweetan, Dec. 4, 1966  
at Los Angeles
- 45 Karl Sweetan, Oct. 30, 1966  
vs. Green Bay
- 45 Jim Ninowski, Oct. 30, 1960  
at Los Angeles
- 45 Bobby Layne, Nov. 5, 1950  
vs. Chicago Bears
- 45 Bobby Layne, Oct. 9, 1955  
vs. Los Angeles
- 45 Bobby Layne, Oct. 30, 1955  
vs. San Francisco

#### MOST COMPLETIONS:

- 26 BILL MUNSON,  
Nov. 10, 1968 vs. Baltimore
- 26 Bobby Layne, Oct. 9, 1955  
vs. Los Angeles
- 24 Karl Sweetan, Nov. 13, 1966  
at Minnesota
- 24 Earl Morrall, Nov. 3, 1963  
vs. San Francisco
- 24 Harry Gilmer, Dec. 11, 1955  
vs. New York
- 23 Karl Sweetan, Dec. 4, 1966  
at Los Angeles
- 23 Bobby Layne, Nov. 5, 1950  
vs. Chicago Bears

#### MOST YARDS GAINED:

- 374 Bobby Layne, Nov. 5, 1950  
vs. Chicago Bears
- 364 Bobby Layne, Sept. 27, 1953  
vs. Pittsburgh
- 347 Milt Plum, Nov. 1, 1964  
vs. Los Angeles
- 341 Bobby Layne, Dec. 4, 1950  
vs. Baltimore
- 330 Earl Morrall, Nov. 3, 1963  
vs. San Francisco

#### MOST TOUCHDOWN PASSES:

- 4 Bobby Layne (3); Nov. 11,  
1951 vs. Chicago Bears;  
Nov. 22, 1951 vs. Green  
Bay; Dec. 7, 1952 vs.  
Chicago Bears
- 4 GREG LANDRY, Oct. 10,  
1971 vs. Green Bay
- 4 Earl Morrall, Nov. 3, 1963  
vs. San Francisco
- 4 Milt Plum, Sept. 23, 1962  
vs. San Francisco
- 4 Tobin Rote, Nov. 3, 1957  
vs. San Francisco
- 4 Frank Sinkwich,  
Nov. 19, 1944  
vs. Chicago Bears

#### MOST PASSES HAD INTERCEPTED:

- 7 Frank Sinkwich,  
Oct. 24, 1943  
vs. Green Bay
- 6 Bobby Layne, Dec. 26, 1954  
at Cleveland (title game)
- 5 Jim Ninowski, Oct. 30, 1960  
at Los Angeles

### RECEIVING

#### MOST PASSES RECEIVED:

- 12 Cloyce Box, Dec. 3, 1950  
at Baltimore
- 10 MEL FARR, Sept. 21, 1969  
at Pittsburgh
- 10 CHARLIE SANDERS,  
Dec. 15, 1968 at Washington
- 10 Terry Barr, Nov. 3, 1963  
at San Francisco
- 10 Lew Carpenter,  
Dec. 11, 1955  
vs. New York
- 10 Bill Swiacki, Sept. 30, 1951  
vs. Washington

#### MOST YARDS GAINED:

- 302 Cloyce Box, Dec. 3, 1950  
at Baltimore
- 202 Cloyce Box, Dec. 13, 1952  
vs. Dallas
- 182 Bob Mann, Dec. 11, 1949  
vs. Green Bay
- 172 Cloyce Box, Dec. 7, 1952  
vs. Chicago Bears
- 165 Terry Barr (2),  
Nov. 22, 1964 vs. Minnesota  
and Sept. 30, 1962  
at Baltimore
- 165 Gail Cogdill, Nov. 1, 1964  
vs. Los Angeles

## GAME

### INTERCEPTIONS

#### MOST PASSES INTERCEPTED:

- 4 Don Doll, Oct. 23, 1949 at Chicago Cardinals
- 3 by nine players: Doll 2 times, Lary 2, BARNEY 2, LUCCI 2, David, Lowe, Schmidt, Christiansen, and WEGER

#### MOST YARDS GAINED:

- 102\* Bob Smith, Nov. 24, 1949 vs. Chicago Bears
- 100 Vern Huffman, Oct. 17, 1937 vs. Brooklyn
- 92 Jack Christiansen, Nov. 1, 1953 at Los Angeles
- 9 Nov. 9, 1952
- 89 Don Doll, at Chicago Cardinals

### SCORING

#### MOST POINTS:

- 24 Cloyce Box, Dec. 3, 1950 at Baltimore
- 21 Doak Walker, Sept. 26, 1954 vs. Chicago Bears
- 21 Doak Walker, Dec. 3, 1950 at Baltimore
- 21 Dutch Clark, Oct. 22, 1934 vs. Brooklyn
- 20 Garo Yepremian, Nov. 13, 1966 at Minnesota
- 19 Pat Harder, Dec. 21, 1952 vs. Los Angeles (playoff game)
- 19 Doak Walker, Oct. 8, 1951 vs. New York Yanks

#### MOST TOUCHDOWNS

##### (RECEIVING):

- 4 Cloyce Box, Dec. 3, 1950 at Baltimore

#### MOST TOUCHDOWNS

##### (RUNNING):

- 3 Jim Ninowski, Oct. 30, 1960 at Los Angeles
- 3 Ernie Caddell, Sept. 20, 1935 vs. Philadelphia
- 3 Ernie Caddell, Nov. 4, 1934 vs. Pittsburgh
- 3 Dutch Clark, Oct. 22, 1934 vs. Brooklyn

#### MOST EXTRA POINTS:

- 8 Jim Martin, Dec. 29, 1957 vs. Cleveland (title game)
- 7 Doak Walker, Nov. 23, 1950 vs. New York Yanks
- 55 7 Doak Walker, Nov. 22, 1951 vs. Green Bay

#### MOST FIELD GOALS:

- 6 Garo Yepremian, Nov. 13, 1966 at Minnesota
- 4 ERROL MANN, 3 times Nov. 2, 1969 at San Francisco; Dec. 14, 1969 vs. Los Angeles; Sept. 20, 1970 at Green Bay
- 4 WAYNE WALKER, Sept. 13, 1964 at San Francisco
- 3 ERROL MANN, 5 times
- 3 WAYNE WALKER, twice
- 3 Jim Martin, 6 times
- 3 Jerry Perry, Dec. 14, 1958 at Chicago Bears
- 3 Phil Martinovich, Nov. 5, 1939 vs. New York

### PUNTING

#### MOST PUNTS:

- 10 LEM BARNEY, Nov. 27, 1969 vs. Minnesota
- 10 JERRY DEPOYSTER, Nov. 3, 1968 at Los Angeles
- 10 George Grimes, Oct. 17, 1948 at Chicago (Bears)

### PUNT RETURNS

#### MOST RETURNS:

- 6 LEM BARNEY, Oct. 27, 1968 vs. San Francisco
- 6 Yale Lary, Nov. 8, 1959 at Pittsburgh
- 5 by 6 players 16 times (Lary 5, Watkins 4, Triplett 2, BARNEY 3, Christiansen 1, and WALTON)

#### MOST YARDS RETURNED:

- 184\* Tom Watkins, Oct. 6, 1963
- 175 Jack Christiansen, Nov. 22, 1951
- 119 Jack Christiansen, Oct. 14, 1951
- 113 Pat Studstill, Nov. 4, 1962
- 101 Wally Triplett, Dec. 4, 1949

### KICKOFF RETURNS


#### MOST RETURNS:

- 7 Joe Watt, Nov. 7, 1948 at Chicago (Cardinals)
- 6 LEM BARNEY, Dec. 5, 1971 vs. Philadelphia
- 5 by 4 players (Christiansen, Cassady, Steffan, and Studstill)

#### MOST YARDS RETURNED:

- 294 Wally Triplett, Oct. 29, 1950
- 177 Tom Watkins, Nov. 7, 1965
- 170 LEM BARNEY, Dec. 5, 1971 vs. Philadelphia
- 155 BOBBY WILLIAMS, Nov. 15, 1970
- 138 Earl Girard, Nov. 1, 1953

The following 52 merchants  
 wish you the best  
 during the 1972  
 football season



Artiste  
 Albert's  
 Alexander & Hornung  
 Baker Shoes  
 Barna-Bee  
 Reauchamp's Restaurant  
 Big Boy Restaurant  
 Bono Coin and Stamp  
 Coney Island  
 Cunningham Drug Store  
 Dairy & Nut House  
 Detroit Edison  
 Elliott Travel Service  
 Englander-Triangle  
 Fischer Cards  
 Flagg Shoes  
 Franklin Simon  
 Gift Gallery

L. G. Haig Shoes  
 Hamby's Barber Shop  
 Hanna's Style Shoppe  
 Himelhoch's  
 Hot Sam  
 Hudson's  
 Hudson's Juice Bar  
 Hughes & Hatcher  
 Kinney's  
 Children's Bootery  
 Kresge Co.  
 Kroger Co.  
 Lady Orva Hosiery  
 Lane Bryant  
 Manufacturers Bank  
 Marianne  
 Marwil Book  
 Thom McAn

Meyer Jewelry  
 May's House of Specialties  
 Mr. Kein Kleen  
 Phillip's Shoes  
 Raimi's Curtains  
 Ross Music Co.  
 Sanders  
 Schiller Millinery  
 Singer's  
 Tell-Time Shops  
 Tie Rak  
 United Shirt  
 U. S. Post Office  
 Van Horn's  
 W. C. Optometrists  
 Westland Shoe Repair  
 Winkelman

**WESTLAND**

Open Mon. — Sat.  
 9:30-9:00  
 Sun. Noon-5:00 P.M.



**CENTER**

35000 West Warren  
 at Wayne Rd.  
 Westland

# LIONS TEAM RECORDS

## GAME

### RUSHING

#### MOST ATTEMPTS:

- 59 Nov. 9, 1952  
at Pittsburgh
- 57 Oct. 3, 1971  
vs. Atlanta
- 56 Oct. 6, 1957  
at Green Bay
- 53 Sept. 24, 1950  
vs. Pittsburgh
- 51 Oct. 13, 1968  
at Chicago
- 51 Sept. 24, 1967  
vs. Cleveland
- 51 Sept. 30, 1956  
at Green Bay

#### MOST YARDS GAINED:

- 426\* Nov. 4, 1934  
vs. Pittsburgh
- 377 Nov. 23, 1950  
vs. N.Y. Yanks
- 321 Nov. 9, 1952  
at Pittsburgh
- 277 Nov. 12, 1967  
at Minnesota
- 266 Sept. 20, 1970  
at Green Bay
- 265 Sept. 24, 1950  
vs. Pittsburgh
- 262 Nov. 26, 1970  
vs. Oakland

### SCORING

#### MOST POINTS:

- 52 Oct. 26, 1952  
at Green Bay
- 52 Nov. 22, 1951  
vs. Green Bay
- 49 Nov. 23, 1950  
vs. N.Y. Yanks
- 48 Nov. 14, 1954  
vs. San Francisco
- 48 Sept. 26, 1954  
vs. Chicago Bears
- 48 Nov. 27, 1952  
vs. Green Bay

#### MOST TOUCHDOWNS

- 7 3 times: see above  
(first 3 games)
- 6 3 times: see above  
(last 3 games)

## INTERCEPTIONS

### MOST PASSES INTERCEPTED:

- 8 Sept. 22, 1968  
vs. Chicago
- 7 Oct. 26, 1958  
at Los Angeles
- 7 Sept. 17, 1950  
at Green Bay
- 6 5 times—most recent:  
Oct. 3, 1965  
vs. Washington

### MOST YARDS GAINED:

- 140 Oct. 18, 1970  
at Cleveland (5 int.)
- 130 Oct. 26, 1958  
at Los Angeles
- 128 Oct. 23, 1949  
at Chicago Cards
- 124 Sept. 17, 1950  
at Green Bay
- 122 Nov. 13, 1966  
at Minnesota
- 121 Nov. 18, 1951  
at Philadelphia

## TOTAL OFFENSE

### MOST YARDS GAINED:

- 582 Nov. 23, 1950  
vs. N.Y. Yanks
- 538 Dec. 4, 1950  
at Baltimore
- 517 Dec. 13, 1952  
vs. Dallas
- 515 Nov. 17, 1957  
vs. San Francisco
- 509 Nov. 3, 1963  
at San Francisco

### MOST OFFENSIVE PLAYS:

- 91 Nov. 22, 1953 at Chicago  
(47 rush, 44 pass)
- 83 Nov. 2, 1952 vs. Cleveland  
(38 rush, 45 pass)
- 83 Oct. 9, 1948, vs. Boston  
(38 rush, 45 pass)
- 82 Oct. 12, 1958 vs. Los Angeles  
(50 rush, 32 pass)
- 82 Nov. 20, 1949  
at New York Giants  
(43 rush, 39 pass)

## LIONS 1973 OPPONENTS

Atlanta  
Baltimore (AFC)  
Chicago (2)  
Green Bay (2)

Miami (AFC)  
Minnesota (2)  
New Orleans

Pittsburgh (AFC)  
San Francisco  
St. Louis  
Washington

# LIONS ALL-PRO PLAYERS (35 Players Selected 78 Times)

NAME	TIMES	YEARS	NAME	TIMES	YEARS
Ane	1	1956	Lane	4	1960-63
Barney	2	1968-69	Lary	2	1956-58, '62
Bingaman	3	1952-54	Layne	2	1952, '56
Box	1	1952	McGraw	1	1952
Brown	2	1962-63	Radovich	1	1945
Caddell	1	1935	Sanders	2	1970-71
Cardwell	1	1938	Schmidt	9	1954-59, '61-63
G. Christensen	1	1934	Sinkwich	1	1944
J. Christensen	6	1952-57	Smith	1	1952
Clark	4	1934-37	Stanfel	2	1953-54
Creekmur	6	1951-54, '56-57	Studstill	1	1966
David	1	1954	Uremovich	1	1945
Doll	1	1949	D. Walker	4	1950-51, '53-54
Emerson	1	1936	W. Walker	2	1964-65
Flanagan	1	1970	Westfall	1	1945
Gordy	3	1964-66	White	1	1940
Hart	1	1951	Wiethe	1	1940
Karras	4	1960-62, '65			

## LIONS ALL-PRO SELECTIONS, BY YEARS

1934—George Christensen, tackle Dutch Clark, quarterback	1955—J. Christensen, DB (AP, UP) Joe Schmidt, LB (AP)
1935—Ernie Caddell, halfback Dutch Clark, quarterback	1956—Charlie Ane, C (UP, NEA) Lou Creekmur, T (AP, UP) Christiansen (AP, UP, NEA) Yale Lary, DB (AP) Bobby Layne, (AP, UP, NEA) Joe Schmidt, (AP, UP, NEA)
1936—Dutch Clark, quarterback Ox Emerson, guard	1957—Jack Christiansen (AP, UP) Lou Creekmur, T (AP) Yale Lary, DB (UP) Joe Schmidt, LB (AP, UP)
1937—Dutch Clark, quarterback	1958—Yale Lary, DB (AP, UPI) Joe Schmidt, LB (AP, UPI)
1938—Lloyd Cardwell, halfback	1959—Joe Schmidt, LB (AP, UPI)
1939—None	1960—Alex Karras, DT (AP, UPI) Dick Lane, DB (UPI)
1940—Whizzer White, halfback John Wiethe, guard	1961—Alex Karras, DT (AP, UPI) Dick Lane, DB (AP, NEA) Joe Schmidt, (AP, UPI, NEA)
1941—None	1962—Roger Brown, (AP, UPI, NEA) Alex Karras, DT (UPI, NEA) Dick Lane, (AP, UPI, NEA) Yale Lary, (AP, UPI, NEA) Joe Schmidt, (AP, UPI, NEA)
1942—None	1963—Roger Brown (AP, UPI, NEA) Dick Lane, DB (UPI) Joe Schmidt, LB (NEA)
1943—None	1964—John Gordy, G (NEA) Wayne Walker, LB (UPI)
1944—Frank Sinkwich, halfback	1965—John Gordy, G (NEA) Alex Karras, (AP, UPI, NEA) Wayne Walker (AP, UPI, NEA)
1945—Bill Radovich, guard Emil Uremovich, tackle Bob Westfall, fullback	1966—John Gordy, G (UPI) Pat Studstill, FL (AP, UPI)
1946—None	1967—None
1947—None	1968—Lem Barney (AP, UPI, NEA)
1948—None	1969—Lem Barney (AP, UPI, NEA)
1949—Don Doll, halfback	1970—Ed Flanagan, C (UPI) Charlie Sanders (UPI, NEA)
1950—Doak Walker, halfback	1971—Charlie Sanders (AP, UPI)
1951—Lou Creekmur, guard Leon Hart, end Doak Walker, halfback	
1952—Les Bingaman, DG (UP) Cloyce Box, E (AP) Jack Christiansen, DB (AP) Lou Creekmur, T (AP, UP) Bobby Layne, QB (AP) T. McGraw, DT (AP, UP) Bob Smith, DB (UP)	
1953—Les Bingaman (AP, UP) J. Christensen, DB (AP, UP) Lou Creekmur G (AP) Lou Creekmur, T, (UP) Dick Stanfel, G (AP, UP) Doak Walker, HB (AP)	
1954—Les Bingaman, (AP, UP) J. Christensen, DB (AP, UP) Lou Creekmur, T (AP, UP) Jim David, DB (UP) Joe Schmidt, LB (AP) Dick Stanfel, G. (AP, UP) Doak Walker, HB (AP, UP)	

# LIONS BEST INDIVIDUAL RUSHING EFFORTS, BY SEASONS

(100 Yards or More — Done by 19 Players 37 Times)

Year	Player	Yards	Carries	Long Gain	Opponent	Date
1971	Steve Owens	109	16	16	Denver	Nov. 7
	Altie Taylor	101	19	17	Los Angeles	Nov. 14
1970	Mel Farr	117	16	16	San Francisco	Nov. 22
	Farr	104	20	18	Oakland	Nov. 26
1969	(none)					
1968	Mel Farr	138	18	46	Chicago	Oct. 13
	Farr	145	29*	26	Green Bay	Oct. 20
1967	Tom Watkins	115	24	28	Cleveland	Sep. 24
	Mel Farr	197	24	57	Minnesota	Nov. 12
1966	(none)					
1965	Amos Marsh	146	23	62TD	Baltimore	Nov. 25
	Marsh	109	25	20TD	San Francisco	Dec. 5
1964	(none)					
1963	Tom Watkins	102	17	27	Minnesota	Oct. 27
	Watkins	107	21	25	San Francisco	Nov. 3
1962	(none)					
1961	Nick Pietrosante	113	12	42	Chicago	Oct. 8
	Nick Pietrosante	112	21	15	Los Angeles	Oct. 29
1960	Nick Pietrosante	106	20	52	Chicago	Nov. 20
	Nick Pietrosante	142	21	43TD	Dallas	Dec. 11
	Nick Pietrosante	104	15	31TD	Chicago	Dec. 18
	Nick Pietrosante	134	17	25	Green Bay	Nov. 26
1958	(none)					
1957	John Henry Johnson	109	18	14	Green Bay	Oct. 6
	John Henry Johnson	105	8	62TD	Green Bay	Nov. 28
1956	Don McIlhenny	104	13	30	San Francisco	Oct. 21
	Gene Gedman	103	22	21	Green Bay	Nov. 22
1955	Lew Carpenter	120	20	49TD	Green Bay	Nov. 24
1954	Lew Carpenter	119	14	60TD	Los Angeles	Oct. 10
1953	(none)					
1952	Bob Hoernschemeyer	107	20	32	Pittsburgh	Nov. 9
1951	Bob Hoernschemeyer	118	14	54	Philadelphia	Nov. 18
1950	Bobby Layne	118	15	30	Pittsburgh	Sep. 24
	Bob Hoernschemeyer	198*	17	96TD*	New York Yanks	Nov. 23
1949	Wally Triplett	109	9	80TD	Green Bay	Oct. 30
1948	Camp Wilson	125	19	38	Chicago Cards	Nov. 25
1947	(none)					
1946	(none)					
1945	(none)					
1944	Frank Sinkwich	135	16	72TD	Brooklyn	Oct. 8
1943	(none)					
1942	(none)					
1941	(none)					
1940	(none)					
1939	(none)					
1938	Bill Shepherd	152	—	—	Chicago Bears	Oct. 30
1937	(none)					
1936	Ace Gutowsky	137	—	—	New York Giants	Nov. 1
	Ernie Caddel	153	—	—	New York Giants	Nov. 15
1935	(none)					
1934	Dutch Clark	194	—	—	Cincinnati	Oct. 28
	Dutch Clark	110	—	—	Pittsburgh	Nov. 4
	Ernie Caddel	132	—	—	Pittsburgh	Nov. 4

# NATIONAL FOOTBALL LEAGUE STANDINGS

(Since 1934 When Lions Entered League)

## 1934

Western Division					Eastern Division				
	W	L	T	%		W	L	T	%
Chicago Bears	13	0	0	1.000	New York	8	5	0	.615
DETROIT	10	3	0	.769	Boston	6	6	0	.500
Green Bay	7	6	0	.538	Brooklyn	4	7	0	.363
Chicago Cardinals	5	6	0	.454	Philadelphia	4	7	0	.363
St. Louis	1	10	0	.090	Pittsburgh	2	10	0	.166

New York defeated Bears, 30-13, for World's Championship.

## 1935

Western Division					Eastern Division				
	W	L	T	%		W	L	T	%
DETROIT	7	3	2	.700	New York	9	3	0	.750
Green Bay	8	4	0	.666	Brooklyn	5	6	1	.454
Chicago Cardinals	6	4	2	.600	Pittsburgh	4	8	0	.333
Chicago Bears	6	4	2	.600	*Boston	2	8	1	.200
					*Philadelphia	2	9	0	.181

DETROIT defeated New York, 26-7, for World's Championship.

\*One game canceled.

## 1936

Western Division					Eastern Division				
	W	L	T	%		W	L	T	%
Green Bay	10	1	1	.909	Boston	7	5	0	.714
Chicago Bears	9	3	0	.750	Pittsburgh	6	6	0	.500
DETROIT	8	4	0	.666	New York	3	8	1	.272
Chicago Cardinals	3	8	1	.272	Philadelphia	1	11	0	.084

Green Bay defeated Boston, 21-6, for World's Championship.

## 1937

Western Division					Eastern Division				
	W	L	T	%		W	L	T	%
Chicago Bears	9	1	1	.900	Washington	8	3	0	.727
Green Bay	7	4	0	.636	New York	6	3	2	.667
DETROIT	7	4	0	.636	Pittsburgh	4	7	0	.364
Chicago Cardinals	5	5	1	.500	Brooklyn	3	7	1	.300
Cleveland	1	10	0	.091	Philadelphia	2	8	1	.200

Washington defeated Bears, 28-21, for World's Championship.

## 1938

Western Division					Eastern Division				
	W	L	T	%		W	L	T	%
Green Bay	8	3	0	.727	New York	8	2	1	.800
DETROIT	7	4	0	.636	Washington	6	3	2	.666
Chicago Bears	6	5	0	.545	Brooklyn	4	4	3	.500
Cleveland	4	7	0	.364	Philadelphia	5	6	0	.455
Chicago Cardinals	2	9	0	.182	Pittsburgh	2	9	0	.182

New York defeated Green Bay, 23-17, for World's Championship.

## 1939

Western Division					Eastern Division				
	W	L	T	%		W	L	T	%
Green Bay	9	2	0	.818	New York	9	1	1	.900
Chicago Bears	8	3	0	.727	Washington	8	2	1	.800
DETROIT	6	5	0	.545	Brooklyn	4	6	1	.400
Cleveland	5	5	1	.500	Philadelphia	1	9	1	.100
Chicago Cardinals	1	10	0	.091	Pittsburgh	1	9	1	.100

Green Bay defeated New York, 27-0, for World's Championship.

## 1940

Western Division					Eastern Division				
	W	L	T	%		W	L	T	%
Chicago Bears	8	3	0	.727	Washington	9	2	0	.818
Green Bay	6	4	1	.600	Brooklyn	8	3	0	.727
DETROIT	5	5	1	.500	New York	6	4	1	.600
Cleveland	4	6	1	.400	Pittsburgh	2	7	2	.222
Chicago Cardinals	2	7	2	.222	Philadelphia	1	10	0	.100

Bears defeated Washington, 73-0, for World's Championship.

## 1941

Western Division					Eastern Division				
	W	L	T	%		W	L	T	%
Chicago Bears	10	1	0	.909	New York	8	3	0	.727
Green Bay	10	1	0	.909	Brooklyn	7	4	0	.636
DETROIT	4	6	1	.400	Washington	6	5	0	.545
Chicago Cardinals	3	7	1	.300	Philadelphia	2	8	1	.200
Cleveland	2	9	0	.182	Pittsburgh	1	9	1	.100

\*Bears defeated Green Bay, 33-14, in divisional playoff.  
 Bears defeated New York, 37-9, for World's Championship.

## 1942

Western Division					Eastern Division				
	W	L	T	%		W	L	T	%
Chicago Bears	11	0	0	1.000	Washington	10	1	0	.909
Green Bay	8	2	1	.800	Pittsburgh	7	4	0	.636
Cleveland	5	6	0	.455	New York	5	5	1	.500
Chicago Cardinals	3	8	0	.273	Brooklyn	3	8	0	.273
DETROIT	0	11	0	.000	Philadelphia	2	9	0	.182

Washington defeated Bears, 14-6, for World's Championship.

## 1943

Western Division					Eastern Division				
	W	L	T	%		W	L	T	%
Chicago Bears	8	1	1	.889	Washington	6*	3	1	.667
Green Bay	7	2	1	.778	New York	6	3	1	.667
DETROIT	3	6	1	.333	Phil.-Pitt.	5	4	1	.555
Chicago Cardinals	0	10	0	.000	Brooklyn	2	8	0	.200

\*Washington defeated New York, 28-0, in divisional playoff.  
 Bears defeated Washington, 41-21, for World's Championship.

## 1944

Western Division					Eastern Division				
	W	L	T	%		W	L	T	%
Green Bay	8	2	0	.800	New York	8	1	1	.889
Chicago Bears	6	3	1	.667	Philadelphia	7	1	2	.875
DETROIT	6	3	1	.667	Washington	6	3	1	.667
Cleveland	4	6	1	.400	Boston	2	8	0	.200
Card.-Pitt.	0	10	0	.000	Brooklyn	0	10	0	.000

Green Bay defeated New York, 14-7, for World's Championship.

## 1945

Western Division					Eastern Division				
	W	L	T	%		W	L	T	%
Cleveland	9	1	0	.900	Washington	8	2	0	.800
DETROIT	7	3	0	.700	Philadelphia	7	3	0	.700
Green Bay	6	4	0	.600	New York	3	6	1	.333
Chicago Bears	3	7	0	.300	Yanks	3	6	1	.333
Chicago Cardinals	1	9	0	.100	Pittsburgh	2	8	0	.200

Cleveland defeated Washington, 15-14, for World's Championship.

## 1946

Western Division					Eastern Division				
	W	L	T	%		W	L	T	%
Chicago Bears	8	2	1	.800	New York	7	3	1	.700
Los Angeles	6	4	1	.600	Philadelphia	6	5	0	.545
Green Bay	6	5	0	.545	Washington	5	5	1	.500
Chicago Cardinals	6	5	0	.545	Pittsburgh	5	5	1	.500
DETROIT	1	10	0	.091	Boston	2	8	1	.200

Chicago Bears defeated New York, 24-14, for World's Championship.

## 1947

Western Division					Eastern Division				
	W	L	T	%		W	L	T	%
Chicago Cardinals	9	3	0	.750	Philadelphia	8*	4	0	.667
Chicago Bears	8	4	0	.667	Pittsburgh	8	4	0	.667
Green Bay	6	5	1	.545	Boston	4	7	1	.364
Los Angeles	6	6	0	.500	Washington	4	8	0	.333
DETROIT	3	8	0	.250	New York	2	8	2	.200

\*Philadelphia defeated Pittsburgh, 21-0, in divisional playoff.

Chicago Cardinals defeated Philadelphia, 28-21, for World's Championship.

## 1948

Western Division					Eastern Division				
	W	L	T	%		W	L	T	%
Chicago Cardinals	11	1	0	.917	Philadelphia	9	2	1	.818
Chicago Bears	10	2	0	.833	Washington	7	5	0	.583
Los Angeles	6	5	1	.545	New York	4	8	0	.333
Green Bay	3	9	0	.250	Pittsburgh	4	8	0	.333
DETROIT	2	10	0	.167	Boston	3	9	0	.250

Philadelphia defeated Cardinals, 7-0, for World's Championship.

## 1949

Western Division					Eastern Division				
	W	L	T	%		W	L	T	%
Los Angeles	8	2	2	.800	Philadelphia	11	1	0	.917
Chicago Bears	9	3	0	.750	Pittsburgh	6	5	1	.545
Chicago Cardinals	6	5	1	.545	New York Giants	6	6	0	.500
DETROIT	4	8	0	.333	Washington	4	7	1	.364
Green Bay	2	10	0	.167	New York Bulldogs	1	10	1	.091

Philadelphia defeated Los Angeles, 14-0, for World's Championship.

## 1950

National Conference					American Conference				
	W	L	T	%		W	L	T	%
Los Angeles	9	3	0	.750	Cleveland	10	2	0	.833
Chicago Bears	9	3	0	.750	New York Giants	10	2	0	.833
New York Yanks	7	5	0	.583	Philadelphia	6	6	0	.500
DETROIT	6	6	0	.500	Pittsburgh	6	6	0	.500
Green Bay	3	9	0	.250	Chicago Cardinals	5	7	0	.417
San Francisco	3	9	0	.250	Washington	3	9	0	.250
Baltimore	1	11	0	.083					

Cleveland defeated Los Angeles, 30-28, for World's Championship.

## 1951

National Conference					American Conference				
	W	L	T	%		W	L	T	%
Los Angeles	8	4	0	.667	Cleveland	11	1	0	.917
DETROIT	7	4	1	.636	New York Giants	9	2	1	.818
San Francisco	7	4	1	.636	Washington	5	7	0	.417
Chicago Bears	7	5	0	.583	Pittsburgh	4	7	1	.364
Green Bay	3	9	0	.250	Philadelphia	4	8	0	.333
New York Yanks	1	9	2	.100	Chicago Cardinals	3	9	0	.250

Los Angeles defeated Cleveland, 24-17, for World's Championship.

## 1952

National Conference					American Conference				
	W	L	T	%		W	L	T	%
DETROIT	9	3	0	.750	Cleveland	8	4	0	.667
Los Angeles	9	3	0	.750	Philadelphia	7	5	0	.583
San Francisco	7	5	0	.583	New York	7	5	0	.583
Green Bay	6	6	0	.500	Pittsburgh	5	7	0	.417
Chicago Bears	5	7	0	.417	Chicago Cardinals	4	8	0	.333
Dallas	1	11	0	.083	Washington	4	8	0	.333

DETROIT defeated Cleveland, 17-7, for World's Championship.

## 1953

Western Division					Eastern Division				
	W	L	T	%		W	L	T	%
DETROIT	10	2	0	.833	Cleveland	11	1	0	.917
San Francisco	9	3	0	.750	Philadelphia	7	4	1	.636
Los Angeles	8	3	1	.727	Washington	6	5	1	.545
Chicago Bears	3	8	1	.273	Pittsburgh	6	6	0	.500
Baltimore	3	9	0	.250	New York	3	9	0	.250
Green Bay	2	9	1	.182	Chicago Cardinals	1	10	1	.091

DETROIT defeated Cleveland, 17-16, for World's Championship.

## 1954

Western Division					Eastern Division				
	W	L	T	%		W	L	T	%
DETROIT -----	9	2	1	.818	Cleveland -----	9	3	0	.750
Chicago Bears ---	8	4	0	.667	Philadelphia ----	7	4	1	.636
San Francisco ---	7	4	1	.636	New York -----	7	5	0	.583
Los Angeles ----	6	5	1	.545	Pittsburgh -----	5	7	0	.417
Green Bay -----	4	8	0	.333	Washington -----	3	9	0	.250
Baltimore -----	3	9	0	.250	Chicago Cardinals	2	10	0	.167

Cleveland defeated DETROIT, 56-10, for World's Championship.

## 1955

Western Division					Eastern Division				
	W	L	T	%		W	L	T	%
Los Angeles -----	8	3	1	.727	Cleveland -----	9	2	1	.818
Chicago Bears ---	8	4	0	.667	Washington -----	8	4	0	.667
Green Bay -----	6	6	0	.500	New York -----	6	5	1	.545
Baltimore -----	5	6	1	.455	Philadelphia ----	4	7	1	.364
San Francisco ---	4	8	0	.333	Chicago Cardinals	4	7	1	.364
DETROIT -----	3	9	0	.250	Pittsburgh -----	4	8	0	.333

Cleveland defeated Los Angeles, 38-14, for World's Championship.

## 1956

Western Division					Eastern Division				
	W	L	T	%		W	L	T	%
Chicago Bears ---	9	2	1	.818	New York -----	8	3	1	.727
DETROIT -----	9	3	0	.750	Chicago Cardinals	7	5	0	.583
San Francisco ---	5	6	1	.455	Washington -----	6	6	0	.500
Baltimore -----	5	7	0	.417	Cleveland -----	5	7	0	.417
Green Bay -----	4	8	0	.333	Pittsburgh -----	5	7	0	.417
Los Angeles ----	4	8	0	.333	Philadelphia ----	3	8	1	.273

New York Giants defeated Chicago Bears, 47-7, for World's Championship.

## 1957

Western Division					Eastern Division				
	W	L	T	%		W	L	T	%
DETROIT -----	8*	4	0	.667	Cleveland -----	9	2	1	.818
San Francisco ---	8	4	0	.667	New York -----	7	5	0	.583
Baltimore -----	7	5	0	.583	Pittsburgh -----	6	6	0	.500
Los Angeles ----	6	6	0	.500	Washington -----	5	6	1	.455
Chicago Bears ---	5	7	0	.417	Philadelphia ----	4	8	0	.333
Green Bay -----	3	9	0	.250	Chicago Cardinals	3	9	0	.250

\*DETROIT defeated San Francisco, 31-27, in divisional playoff.

DETROIT defeated Cleveland, 59-14, for World's Championship.

## 1958

Western Division					Eastern Division				
	W	L	T	%		W	L	T	%
Baltimore -----	9	3	0	.750	Cleveland -----	9*	3	0	.750
Chicago Bears ---	8	4	0	.667	New York -----	9	3	0	.750
Los Angeles ----	8	4	0	.667	Pittsburgh -----	7	4	1	.636
San Francisco ---	6	6	0	.500	Washington -----	4	7	1	.364
DETROIT -----	4	7	1	.364	Chicago Cardinals	2	9	1	.182
Green Bay -----	1	10	1	.091	Philadelphia ----	2	9	1	.182

\*New York Giants defeated Cleveland, 10-0, in divisional playoff.

Baltimore defeated New York, 23-17, for World's Championship,  
(Sudden Death 8:15)

## 1959

Western Division					Eastern Division				
	W	L	T	%		W	L	T	%
Baltimore -----	9	3	0	.750	New York -----	10	2	0	.833
Chicago Bears ---	8	4	0	.667	Cleveland -----	7	5	0	.583
Green Bay -----	7	5	0	.583	Philadelphia ----	7	5	0	.583
San Francisco ---	7	5	0	.583	Pittsburgh -----	6	5	1	.545
DETROIT -----	3	8	1	.213	Washington -----	3	9	0	.250
Los Angeles ----	2	10	0	.167	Chicago Cardinals	2	10	0	.167

64 Baltimore defeated New York, 31-16, for World's Championship.

## 1960

Western Division				Eastern Division			
	W	L	T %		W	L	T %
Green Bay -----	8	4	0 .667	Philadelphia -----	10	2	0 .833
DETROIT -----	7	5	0 .583	Cleveland -----	8	3	1 .727
San Francisco -----	7	5	0 .583	New York -----	6	4	2 .600
Baltimore -----	6	6	0 .500	St. Louis -----	6	5	1 .545
Chicago -----	5	6	1 .454	Pittsburgh -----	5	6	1 .454
Los Angeles -----	4	7	1 .363	Washington -----	1	9	2 .100
Dallas -----	0	11	1 .000				

Philadelphia defeated Green Bay, 17-13, for World's Championship.

## 1961

Western Division				Eastern Division			
	W	L	T %		W	L	T %
Green Bay -----	11	3	0 .786	New York -----	10	3	1 .769
DETROIT -----	8	5	1 .615	Philadelphia -----	10	4	0 .714
Baltimore -----	8	6	0 .571	Cleveland -----	8	5	1 .615
Chicago -----	8	6	0 .571	St. Louis -----	7	7	0 .500
San Francisco -----	7	6	1 .538	Pittsburgh -----	6	8	0 .429
Los Angeles -----	4	10	0 .286	Dallas -----	4	9	1 .308
Minnesota -----	3	11	0 .214	Washington -----	1	12	1 .077

Green Bay defeated New York, 37-0, for World's Championship.

## 1962

Western Division				Eastern Division			
	W	L	T %		W	L	T %
Green Bay -----	13	1	0 .929	New York -----	12	2	0 .857
DETROIT -----	11	3	0 .786	Pittsburgh -----	9	5	0 .643
Chicago -----	9	5	0 .643	Cleveland -----	7	6	1 .538
Baltimore -----	7	7	0 .500	Washington -----	5	7	2 .417
San Francisco -----	6	8	0 .429	Dallas -----	5	8	1 .385
Minnesota -----	2	11	1 .154	St. Louis -----	4	9	1 .308
Los Angeles -----	1	12	1 .077	Philadelphia -----	3	10	1 .231

Green Bay defeated New York, 16-7, for World's Championship.

## 1963

Western Division				Eastern Division			
	W	L	T %		W	L	T %
Chicago -----	11	1	2 .917	New York -----	11	3	0 .786
Green Bay -----	11	2	1 .846	Cleveland -----	10	4	0 .714
Baltimore -----	8	6	0 .571	St. Louis -----	9	5	0 .643
DETROIT -----	5	8	1 .385	Pittsburgh -----	7	4	3 .636
Minnesota -----	5	8	1 .385	Dallas -----	4	10	0 .286
Los Angeles -----	5	9	0 .357	Washington -----	3	11	0 .214
San Francisco -----	2	12	0 .143	Philadelphia -----	2	10	2 .167

Chicago defeated New York, 14-10, for World's Championship.

## 1964

Western Division				Eastern Division			
	W	L	T %		W	L	T %
Baltimore -----	12	2	0 .857	Cleveland -----	10	3	1 .769
Green Bay -----	8	5	1 .615	St. Louis -----	9	3	2 .750
Minnesota -----	8	5	1 .615	Philadelphia -----	6	8	0 .429
DETROIT -----	7	5	2 .583	Washington -----	6	8	0 .429
Los Angeles -----	5	7	2 .417	Dallas -----	5	8	1 .385
Chicago -----	5	9	0 .357	Pittsburgh -----	5	9	0 .357
San Francisco -----	4	10	0 .286	New York -----	2	10	2 .166

Cleveland defeated Baltimore, 27-0, for World's Championship.

## 1965

Western Division				Eastern Division			
	W	L	T %		W	L	T %
Green Bay -----	10*	3	1 .769	Cleveland -----	11	3	0 .786
Baltimore -----	10	3	1 .769	Dallas -----	7	7	0 .500
Chicago -----	9	5	0 .643	New York -----	7	7	0 .500
San Francisco -----	7	6	1 .538	Washington -----	6	8	0 .429
Minnesota -----	7	7	0 .500	Philadelphia -----	5	9	0 .357
DETROIT -----	6	7	1 .462	St. Louis -----	5	9	0 .357
Los Angeles -----	4	10	1 .286	Pittsburgh -----	2	12	0 .143

\*Green Bay defeated Baltimore, 13-10, in playoff (overtime)

Green Bay defeated Cleveland, 23-12, for Championship.

## 1966

Western Division				Eastern Division					
	W	L	T	%		W	L	T	%
Green Bay	12	2	0	.857	Dallas	10	3	1	.769
Baltimore	9	5	0	.643	Cleveland	9	5	0	.643
Los Angeles	8	6	0	.571	Philadelphia	9	5	0	.643
San Francisco	6	6	2	.500	St. Louis	8	5	1	.615
Chicago	5	7	2	.417	Washington	7	7	0	.500
DETROIT	4	9	1	.308	Pittsburgh	5	8	1	.385
Minnesota	4	9	1	.308	Atlanta	3	11	0	.214
					New York	1	12	1	.017

Green Bay defeated Dallas, 34-27, for Championship.

## 1967

WESTERN CONFERENCE				EASTERN CONFERENCE					
Central Division				Capitol Division					
Green Bay	9	4	1	.692	Dallas	9	5	0	.643
Chicago	7	6	1	.538	Philadelphia	6	7	1	.462
DETROIT	5	7	2	.417	Washington	5	6	3	.455
Minnesota	3	8	3	.273	New Orleans	3	11	0	.214
Coastal Division				Century Division					
Los Angeles	11	1	2	.917	Cleveland	9	5	0	.643
Baltimore	11	1	2	.917	New York	7	7	0	.500
San Francisco	7	7	0	.500	St. Louis	6	7	1	.462
Atlanta	1	12	1	.077	Pittsburgh	4	9	1	.308

Green Bay defeated Los Angeles, 28-7, for Western title.

Dallas defeated Cleveland, 52-14, for Eastern title

Green Bay defeated Dallas, 21-17, for NFL Championship

## 1968

WESTERN CONFERENCE				EASTERN CONFERENCE					
Central Division				Capitol Division					
Minnesota	8	6	0	.571	Dallas	12	2	0	.857
Chicago	7	7	0	.500	New York	7	7	0	.500
Green Bay	6	7	1	.462	Washington	5	9	0	.357
DETROIT	4	8	2	.333	Philadelphia	2	12	0	.143
Coastal Division				Century Division					
Baltimore	13	1	0	.929	Cleveland	10	4	0	.714
Los Angeles	10	3	1	.769	St. Louis	9	4	1	.692
San Francisco	7	6	1	.538	New Orleans	4	9	1	.308
Atlanta	2	12	0	.143	Pittsburgh	2	11	1	.154

Baltimore defeated Minnesota, 24-14, for Western title

Cleveland defeated Dallas, 31-20, for Eastern title.

Baltimore defeated Cleveland, 34-0, for NFL Championship.

## 1969

WESTERN CONFERENCE				EASTERN CONFERENCE					
Central Division				Capitol Division					
Minnesota	12	2	0	.857	Dallas	11	2	1	.846
DETROIT	9	4	1	.692	Washington	7	5	2	.583
Green Bay	8	6	0	.571	New Orleans	5	9	0	.357
Chicago	1	13	0	.071	Philadelphia	4	9	1	.308
Coastal Division				Century Division					
Los Angeles	11	3	0	.785	Cleveland	10	3	1	.769
Baltimore	8	5	1	.615	New York	6	8	0	.429
Atlanta	6	8	0	.429	St. Louis	4	9	1	.308
San Francisco	4	8	2	.333	Pittsburgh	1	13	0	.071

Minnesota defeated Los Angeles, 23-20 for Western title.

Cleveland defeated Dallas, 38-14, for Eastern title.

Minnesota defeated Cleveland, 27-7, for NFL Championship.

# 1970

## NATIONAL CONFERENCE

Central Division				
Minnesota	12	2	0	.857
DETROIT	10	4	0	.714
Chicago	6	8	0	.429
Green Bay	6	8	0	.429

Eastern Division				
Dallas	10	4	0	.714
New York	9	5	0	.643
St. Louis	8	5	1	.615
Washington	6	8	0	.429
Philadelphia	3	10	1	.231

Western Division				
San Francisco	10	3	1	.769
Los Angeles	9	4	1	.692
Atlanta	4	8	2	.333
New Orleans	2	11	1	.154

Dallas defeated DETROIT, 5-0, and San Francisco defeated Minnesota, 17-14, in National Conference playoffs. Dallas defeated San Francisco, 17-10, for National Conference title.

## AMERICAN CONFERENCE

Central Division				
Cincinnati	8	6	0	.571
Cleveland	7	7	0	.500
Pittsburgh	5	9	0	.357
Houston	3	10	1	.231

Eastern Division				
Baltimore	11	2	1	.846
Miami	10	4	0	.714
New York	4	10	0	.286
Buffalo	3	10	1	.231
Boston	2	12	0	.143

Western Division				
Oakland	8	4	2	.667
Kansas City	7	5	2	.583
San Diego	5	6	3	.455
Denver	5	8	1	.367

Baltimore defeated Cincinnati, 17-0, and Oakland defeated Miami, 21-14, in American Conference playoffs. Baltimore defeated Oakland, 27-17, for American Conference title.

Baltimore defeated Dallas, 16-13, for NFL title.

# 1971

## NATIONAL CONFERENCE

Central Division				
Minnesota	11	3	0	.786
DETROIT	7	6	1	.538
Chicago	6	8	0	.429
Green Bay	4	8	2	.333

Eastern Division				
Dallas	11	3	0	.786
Washington	9	4	1	.692
Philadelphia	6	7	1	.462
St. Louis	4	9	1	.308
New York Giants	4	10	0	.286

Western Division				
San Francisco	9	5	0	.643
Los Angeles	8	5	1	.615
Atlanta	7	6	1	.538
New Orleans	4	8	2	.333

Dallas defeated Minnesota, 20-12, and San Francisco defeated Washington, 24-20, in National Conference playoffs. Dallas defeated San Francisco, 14-3, for National Conference title.

## AMERICAN CONFERENCE

Central Division				
Cleveland	9	5	0	.643
Pittsburgh	6	8	0	.429
Houston	4	9	1	.308
Cincinnati	4	10	0	.286

Eastern Division				
Miami	10	3	1	.769
Baltimore	10	4	0	.714
New England	6	8	0	.429
New York Jets	6	8	0	.429
Buffalo	1	13	0	.071

Western Division				
Kansas City	10	3	1	.769
Oakland	8	4	2	.667
San Diego	6	8	0	.429
Denver	4	9	1	.308

Miami defeated Kansas City, 27-24, and Baltimore defeated Cleveland, 20-3, in American Conference playoffs. Miami defeated Baltimore, 21-0 for American Conference title.

Dallas defeated Miami, 24-3, for NFL title.

# LIONS YEAR-BY-YEAR RECORD

(38 YEARS)

YEAR	GP	WON	LOST	TIED	PF	PA	POSITION	HEAD COACH	
1934●	13	10	3	0	238	59	2nd	Potsy Clark	
1935●	12	7	3	2	191	111	1st	Potsy Clark	
1936●	12	8	4	0	235	102	3rd	Potsy Clark	
1937●	11	7	4	0	180	105	2nd (tied)	Dutch Clark	
1938	11	7	4	0	119	108	2nd	Dutch Clark	
1939	11	6	5	0	145	150	3rd	Gus Henderson	
1940●	11	5	5	1	138	153	3rd	Potsy Clark	
1941	11	4	6	1	121	195	3rd	Bill Edwards	
1942	11	0	11	0	38	263	5th	Edwards-John Karcis	
1943	10	3	6	1	178	218	3rd	Gus Dorais	
1944	10	6	3	1	216	151	2nd (tied)	Gus Dorais	
1945	10	7	3	0	195	194	2nd	Gus Dorais	
1946	11	1	10	0	142	310	5th	Gus Dorais	
1947	12	3	9	0	231	305	5th	Gus Dorais	
1948	12	2	10	0	200	407	5th	Bo McMillin	
1949	12	4	8	0	237	259	4th	Bo McMillin	
1950	12	6	6	0	321	285	4th	Bo McMillin	
1951	12	7	4	1	336	259	2nd	Buddy Parker	
1952	12	9	3	0	344	192	1st	Buddy Parker	
1953	12	10	2	0	271	205	1st	Buddy Parker	
1954	12	9	2	1	337	189	1st	Buddy Parker	
1955	12	3	9	0	230	275	6th	Buddy Parker	
1956	12	9	3	0	300	188	2nd	Buddy Parker	
1957	12	8	4	0	251	231	1st	George Wilson	
1958	12	4	7	1	261	276	5th	George Wilson	
1959	12	3	8	1	203	275	5th	George Wilson	
1960	12	7	5	0	239	212	2nd	George Wilson	
1961	14	8	5	1	270	258	2nd (tied)	George Wilson	
1962	14	11	3	0	315	177	2nd	George Wilson	
1963	14	5	8	1	326	265	4th (tied)	George Wilson	
1964	14	7	5	2	280	260	4th	George Wilson	
1965	14	6	7	1	257	295	6th	Harry Gilmer	
1966	14	4	9	1	206	317	6th (tied)	Harry Gilmer	
1967	14	5	7	2	260	259	3rd*	Joe Schmidt	
1968	14	4	8	2	207	241	4th*	Joe Schmidt	
1969	14	9	4	1	259	188	2nd*	Joe Schmidt	
1970	14	10	4	0	347	202	2nd*	Joe Schmidt	
1971	14	7	6	1	341	286	2nd*	Joe Schmidt	
<b>Totals</b>	<b>466</b>	<b>231</b>	<b>213</b>	<b>22</b>	<b>8965</b>	<b>8425</b>	1st-5 4th-5	2nd-13 5th- 6	3rd-6 6th-3

● Home Games Played at UD Stadium \* in 4-team Central Division

# LIONS GAME-BY-GAME RECORD

1934 (10-3-0)

\*Home Game

1939 (6-5-0)

George "Potsy" Clark, Coach

Gus Henderson, Coach

Date	Opponent	Crowd	W-L-T	Score
9-23	New York	12,000*	W	9- 0
9-30	Cardinals	18,000	W	6- 0
10- 7	Green Bay	7,500	W	3- 0
10-14	Philadelphia	9,860	W	10- 0
10-17	Boston	12,000*	W	24- 0
10-21	Brooklyn	11,000*	W	28- 0
10-28	Cin.-St. Louis	4,800	W	38- 0
11- 4	Pittsburgh	6,000*	W	40- 7
11-11	Cardinals	11,000*	W	17-13
11-18	Cin.-St. Louis	15,000*	W	40- 7
11-25	Green Bay	12,000*	L	0- 3
11-29	Chicago	26,000*	L	16-19
12- 2	Chicago	34,412	L	7-10

Date	Opponent	Crowd	W-L-T	Score
9-10	Cardinals	15,075*	W	21-13
9-24	Brooklyn	15,515*	W	27- 7
10- 1	Cardinals	11,000	W	17- 3
10-15	Cleveland	30,096*	W	15- 7
10-22	Green Bay	22,558	L	7-26
10-29	Chicago	30,903	W	10- 0
11- 5	New York	47,492*	W	18-14
11-12	Chicago	42,684*	L	13-23
11-19	Cleveland	28,142	L	3-14
11-26	Washington	36,183	L	7-31
12- 3	Green Bay	30,699*	L	7-12

1935 (7-3-2)

George "Potsy" Clark, Coach

Date	Opponent	Crowd	W-L-T	Score
9-20	Philadelphia	12,000*	W	35- 0
9-29	Cardinals	8,200*	T	10-10
10- 6	Brooklyn	12,000	L	10-12
10-13	Boston	18,737	W	17- 7
10-20	Green Bay	9,500	L	9-13
10-30	Boston	17,000*	W	14- 0
11- 3	Cardinals	5,000	W	7- 6
11-10	Green Bay	1,200	L	7-31
11-17	Green Bay	12,000*	W	20-10
11-24	Chicago	14,624	T	20-20
11-28	Chicago	18,000*	W	14- 2
12- 1	Brooklyn	15,000*	W	28- 0

Date	Opponent	Crowd	W-L-T	Score
9-15	Cardinals	18,048	T	0- 0
9-22	Pittsburgh	15,310*	L	7-10
9-29	Cleveland	15,347*	W	6- 0
10- 6	Cardinals	20,619*	W	43-14
10-13	Chicago	34,217	L	0- 7
10-20	Green Bay	21,001	W	23-14
10-27	Washington	28,909*	L	14-20
11- 3	Cleveland	18,881	L	0-24
11-10	Chicago	21,735*	W	17-14
11-17	Philadelphia	6,327	W	21- 0
11-24	Green Bay	26,019*	L	7-50

1936 (8-4-0)

1941 (4-6-1)

William "Bill" Edwards, Coach

Date	Opponent	Crowd	W-L-T	Score
9-27	Cardinals	15,000*	W	39- 0
10-11	Philadelphia	15,000	W	23- 0
10-14	Brooklyn	8,000	W	14- 7
10-18	Green Bay	13,500	L	18-20
10-25	Chicago	27,424	L	10-12
11- 1	New York	25,000	L	7-14
11- 8	Pittsburgh	20,000*	W	28- 3
11-15	New York	20,000*	W	38- 0
11-22	Cardinals	7,579	W	14- 7
11-26	Chicago	22,000*	W	13- 7
11-29	Green Bay	22,000*	L	17-26
12- 6	Brooklyn	10,000*	W	14- 6

Date	Opponent	Crowd	W-L-T	Score
9-14	Green Bay	16,734	L	0-23
9-21	Brooklyn	19,269	L	7-14
9-27	Cardinals	15,458	T	14-14
10-14	Cleveland	26,481*	W	17- 7
10-19	Chicago	29,980	L	0-49
10-26	Green Bay	30,269*	L	7-24
11- 2	Cleveland	10,554	W	14- 0
11- 9	New York	27,875	L	13-20
11-16	Philadelphia	16,306*	W	21-17
11-23	Chicago	28,657*	L	7-24
11-30	Cardinals	17,501*	W	21- 3

1937 (7-4-0)

1942 (0-11-0)

Earl "Dutch" Clark, Coach

Date	Opponent	Crowd	W-L-T	Score
9-20	Cardinals	14,742	L	0-13
9-27	Cleveland	14,646*	L	0-14
10- 4	Brooklyn	12,598*	L	7-28

John Karcis, Coach

Date	Opponent	Crowd	W-L-T	Score
9-19	Cardinals	17,000*	W	16- 7
10- 3	Green Bay	17,553	L	6-26
10-10	Pittsburgh	16,000*	W	7- 3
10-17	Brooklyn	18,000*	W	30- 0
10-24	Chicago	34,530	L	20-28
10-31	Green Bay	23,000*	L	13-14
11- 7	Cleveland	24,800	W	28- 0
11-14	New York	35,000	W	17- 0
11-21	Cardinals	8,576	W	16- 7
11-28	Chicago	24,173*	L	0-13
12- 5	Cleveland	15,500*	W	27- 7

Date	Opponent	Crowd	W-L-T	Score
10-11	Green Bay	19,500	L	7-38
10-18	Cardinals	14,100*	L	0- 7
10-25	Green Bay	19,097*	L	7-28
11- 1	Chicago	12,205	L	0-16
11- 8	Pittsburgh	16,675*	L	7-35
11-15	Cleveland	4,029	L	7-27
11-22	Chicago	17,348*	L	0-42
11-29	Washington	6,044*	L	3-15

1938 (7-4-0)

1943 (3-6-1)

Charles "Gus" Dorais, Coach

Date	Opponent	Crowd	W-L-T	Score
9- 9	Pittsburgh	17,000*	W	16- 7
10- 2	Cleveland	8,012	L	17-21
10- 9	Green Bay	21,968	W	17- 7
10-16	Washington	42,855*	L	5- 7
10-23	Cardinals	17,917*	W	10- 0
10-30	Chicago	24,356	W	13- 7
11- 6	Cleveland	30,140*	W	6- 0
11-13	Green Bay	45,139*	L	7-28
11-20	Cardinals	8,279	W	7- 3
11-24	Chicago	26,200*	W	14- 7
12- 4	Philadelphia	19,000*	L	7-21

Date	Opponent	Crowd	W-L-T	Score
9-19	Cardinals	23,408*	W	35-17
9-26	Brooklyn	23,768*	W	27-20
10- 3	Chicago	48,118*	L	21-27
10-10	Green Bay	21,396	L	14-35
10-17	Cardinals	15,072	W	7- 0
10-24	Green Bay	41,463*	L	6-27
10-31	Chicago	25,187	L	14-35
11- 7	New York	16,992*	T	0- 0
11-14	Washington	35,540	L	20-42
11-21	Phil.-Pitt.	23,338	L	34-35

1944 (6-3-1)				1949 (4-8-0)			
Date	Opponent	Crowd	W-L-T Score	Date	Opponent	Crowd	W-L-T Score
10- 1	Green Bay	18,556	L 6-27	9-23	Los Angeles	17,878	L 24-27
10- 8	Brooklyn	15,702*	W 19-14	10- 3	Philadelphia	20,163*	L 14-22
10-15	Cleveland	21,115*	L 17-20	10- 8	Pittsburgh	21,594	L 7-14
10-22	Chicago	23,835	T 21-21	10-16	Los Angeles	19,839*	L 10-21
10-29	Green Bay	30,844*	L 0-14	10-23	Cardinals	19,490	W 24- 7
11- 5	Card.-Pitt.	17,743	W 27- 6	10-30	Green Bay	6,177	L 14-16
11-12	Card.-Pitt.	13,239*	W 21- 7	11- 6	Cardinals	19,465*	L 19-42
11-19	Chicago	21,960*	W 41-21	11-13	Chicago	32,716	L 24-27
11-26	Cleveland	7,462	W 26-14	11-20	New York	14,661	W 45-21
12- 3	Boston	15,027*	W 38- 7	11-24	Chicago	22,912*	L 7-28
				12- 4	NY Bulldogs	11,956*	W 28-27
				12-11	Green Bay	9,722*	W 21- 7

1945 (7-3-0)			
9-23	Cardinals	5,461	W 10- 0
10- 7	Green Bay	20,463	L 21-57
10-14	Philadelphia	22,580*	W 28-24
10-21	Cardinals	32,644*	W 26- 0
10-28	Chicago	37,260*	W 16-10
11- 4	Boston	17,631	W 10- 9
11-11	Chicago	24,798	W 35-28
11-18	New York	38,215	L 14-35
11-22	Cleveland	40,017*	L 21-28
12- 2	Green Bay	23,468*	W 14- 3

1946 (1-10-0)			
9-30	Cardinals	14,667	L 14-34
10- 6	Washington	33,569	L 16-17
10-13	Cardinals	21,939*	L 14-36
10-20	Los Angeles	27,928	L 14-35
10-27	Green Bay	17,073	L 7-10
11- 3	Los Angeles	34,447*	L 20-41
11-10	Pittsburgh	13,621*	W 17- 7
11-17	Green Bay	21,055*	L 0- 9
11-24	Chicago	24,270	L 6-42
11-28	Boston	13,010*	L 10-34
12- 8	Chicago	19,579*	L 24-45

1947 (3-9-0)			
9-21	Pittsburgh	34,681	L 10-17
9-28	Cardinals	22,245	L 21-45
10- 5	Boston	16,097	W 21- 7
10-12	Los Angeles	42,955*	L 13-27
10-19	Chicago	31,960	L 24-33
10-26	Green Bay	23,100	L 17-34
11- 2	New York	28,812*	W 35- 7
11- 9	Cardinals	25,296*	L 7-17
11-16	Washington	17,003*	W 38-21
11-23	Los Angeles	17,693	L 17-28
11-27	Chicago	27,214*	L 14-34
12- 7	Green Bay	14,055*	L 14-35

1948 (2-10-0)			
Alvin "Bo" McMillin, Coach			
9-22	Los Angeles	12,941	L 7-44
10- 3	Green Bay	21,403	L 21-33
10- 9	Boston	18,747*	L 14-17
10-17	Chicago	35,425	L 0-28
10-24	Los Angeles	17,444*	L 27-34
10-31	Green Bay	15,045*	W 24-20
11- 7	Cardinals	22,311	L 20-56
11-14	Washington	32,528	L 21-46
11-21	Pittsburgh	13,646*	W 17-14
11-25	Cardinals	22,099*	L 14-28
12- 5	Chicago	25,781*	L 14-42
12-12	Philadelphia	15,322	L 21-45

1950 (6-6-0)			
9-17	Green Bay	20,285	W 45- 7
9-24	Pittsburgh	19,600*	W 10- 7
10- 2	N.Y. Yanks	11,096	L 21-44
10- 8	S. Francisco	26,000*	W 24- 7
10-15	Los Angeles	28,000*	L 28-30
10-22	S. Francisco	26,252	L 27-28
10-29	Los Angeles	21,700	L 24-65
11- 5	Chicago	32,000*	L 91-36
11-19	Green Bay	18,000*	W 24-21
11-23	N.Y. Yanks	28,000*	W 49-14
12- 3	Baltimore	12,058	W 45-21
12-10	Chicago	34,604	L 3- 6

1951 (7-4-1)			
Raymond "Buddy" Parker, Coach			
9-30	Washington	27,831*	W 35-17
10- 7	N.Y. Yanks	24,194*	W 37-10
10-14	Los Angeles	50,567*	L 21-27
10-21	N.Y. Yanks	21,807*	T 24-24
10-28	Chicago	34,778*	L 23-28
11- 4	Green Bay	18,165	W 24-17
11-11	Chicago	43,709	W 41-28
11-18	Philadelphia	25,098	W 28-10
11-22	Green Bay	32,247*	W 52-35
12- 2	S. Francisco	45,757*	L 10-20
12- 9	Los Angeles	52,937	W 24-22
12-16	S. Francisco	26,465	L 17-21

1952 (9-3-0)			
9-28	S. Francisco	54,761	L 3-17
10- 3	Los Angeles	42,743	W 17-14
10-12	S. Francisco	56,822*	L 0-28
10-19	Los Angeles	40,152*	W 24-16
10-26	Green Bay	24,656	W 52-17
11- 2	Cleveland	56,029*	W 17- 6
11- 9	Pittsburgh	26,170	W 31- 6
11-16	Dallas Tex.	33,304*	W 43-13
11-23	Chicago	37,508	L 23-24
11-27	Green Bay	39,101*	W 48-24
12- 7	Chicago	50,410*	W 45-21
12-13	Dallas Tex.	12,252*	W 41- 6

1953 (10-2-0)			
9-27	Pittsburgh	44,587*	W 38-21
10- 3	Baltimore	25,159	W 27-17
10-11	S. Francisco	58,079*	W 24-21
10-18	Los Angeles	55,772*	L 19-31
10-25	S. Francisco	54,862	W 14-10
11- 1	Los Angeles	93,751	L 24-37
11- 7	Baltimore	46,508*	W 17- 7
11-15	Green Bay	20,834	W 14- 7
11-22	Chicago	36,165	W 20-16
11-26	Green Bay	52,547*	W 34-15
12- 6	Chicago	58,056*	W 13- 7
12-13	New York	28,390	W 27-16

## 1954 (9-2-1)

## 1959 (3-8-1)

Date	Opponent	Crowd	W-L-T Score
9-26	Chicago	52,343*	W 48-23
10-10	Los Angeles	56,523*	W 21- 3
10-16	Baltimore	48,272*	W 35- 0
10-24	S. Francisco	60,500	L 31-37
10-31	Los Angeles	74,342	W 27-24
11- 6	Baltimore	25,287	W 27- 3
11-14	S. Francisco	58,431*	W 48- 7
11-21	Green Bay	20,767	W 21-17
11-25	Green Bay	55,532*	W 28-24
12- 5	Philadelphia	54,939*	T 13-13
12-12	Chicago	37,240	L 24-28
12-19	Cleveland	34,168	W 14-10

Date	Opponent	Crowd	W-L-T Score
9-29	Baltimore	55,588	L 9-21
10- 4	Green Bay	32,150	L 10-28
10-11	Baltimore	54,197*	L 24-31
10-18	S. Francisco	52,585*	L 13-34
10-25	Los Angeles	74,288	W 17- 7
11- 1	S. Francisco	59,064	L 7-33
11- 8	Pittsburgh	24,614	T 10-10
11-15	Los Angeles	52,217*	W 23-17
11-22	Chicago	54,059*	L 14-24
11-26	Green Bay	49,221*	L 17-24
12- 6	Cardinals	45,811*	W 45-21
12-13	Chicago	40,890	L 14-25

## 1955 (3-9-0)

## 1960 (7-5-0)

Date	Opponent	Crowd	W-L-T Score
9-27	Green Bay	22,217	L 17-20
10- 1	Baltimore	40,030	L 13-28
10- 9	Los Angeles	54,836*	L 10-17
10-16	S. Francisco	51,438*	L 24-27
10-23	Los Angeles	68,690	L 13-24
10-30	S. Francisco	47,431	L 21-38
11- 5	Baltimore	53,874*	W 24-14
11-13	Pittsburgh	34,441	W 31-28
11-20	Chicago	53,610*	L 14-24
11-24	Green Bay	51,685*	W 24-10
12- 4	Chicago	39,388	L 20-21
12-11	New York	45,929*	L 19-24

Date	Opponent	Crowd	W-L-T Score
10- 2	Green Bay	32,150	L 9-28
10- 9	S. Francisco	49,825*	L 10-14
10-16	Philadelphia	38,065	L 10-28
10-23	Baltimore	53,854*	W 30-17
10-30	Los Angeles	53,295	L 35-48
11- 6	S. Francisco	48,447	W 24- 0
11-13	Los Angeles	54,019*	W 12-10
11-20	Chicago	46,267	L 7-28
11-24	Green Bay	54,123*	W 23-10
12- 4	Baltimore	57,808	W 20-15
12-11	Dallas	43,272*	W 23-14
12-18	Chicago	51,017*	W 36- 0

## 1956 (9-3-0)

## 1961 (8-5-1)

Date	Opponent	Crowd	W-L-T Score
9-30	Green Bay	24,668	W 20-16
10- 6	Baltimore	42,622	W 31-14
10-14	Los Angeles	56,281*	W 24-21
10-21	S. Francisco	55,662*	W 20-17
10-28	Los Angeles	76,758	W 16- 7
11- 4	S. Francisco	46,708	W 17-13
11-11	Washington	28,003	L 17-18
11-18	Baltimore	55,788*	W 27- 3
11-22	Green Bay	54,087*	L 20-24
12- 2	Chicago	57,024*	W 42-10
12- 9	Pittsburgh	52,124*	W 45- 7
12-16	Chicago	49,086	L 21-38

Date	Opponent	Crowd	W-L-T Score
9-17	Green Bay	44,307	W 17-13
9-24	Baltimore	54,259	W 16-15
10- 1	S. Francisco	53,155*	L 0-49
10- 8	Chicago	50,521*	L 17-31
10-15	Los Angeles	45,873*	W 14-13
10-22	Baltimore	53,016*	L 14-17
10-29	Los Angeles	49,123	W 28-10
11- 5	S. Francisco	56,878	T 20-20
11-12	St. Louis	20,320	W 45-14
11-19	Minnesota	32,296	W 37-10
11-23	Green Bay	55,662*	L 9-17
12- 3	Chicago	47,394	W 16-15
12-10	Minnesota	42,655*	W 13- 7
12-17	Philadelphia	44,231*	L 24-27

## 1957 (8-4-0)

## 1962 (11-3-0)

## George W. Wilson, Coach

Date	Opponent	Crowd	W-L-T Score
9-29	Baltimore	40,112	L 14-34
10- 6	Green Bay	32,132	W 24-14
10-13	Los Angeles	55,914*	W 10- 7
10-20	Baltimore	55,764*	W 31-27
10-27	Los Angeles	77,314	L 17-35
11- 3	S. Francisco	59,702	L 31-35
11-10	Philadelphia	29,302	W 27-16
11-17	S. Francisco	56,915*	W 31-10
11-24	Chicago	55,769*	L 7-27
11-28	Green Bay	54,301*	W 18- 6
12- 8	Cleveland	55,814*	W 20- 7
12-15	Chicago	41,088	W 21-13

Date	Opponent	Crowd	W-L-T Score
9-16	Pittsburgh	46,641*	W 45- 7
9-23	S. Francisco	51,032*	W 45-24
9-30	Baltimore	57,966	W 29-20
10- 7	Green Bay	38,669	L 7- 9
10-14	Los Angeles	53,714*	W 13-10
10-21	New York	62,856	L 14-17
10-28	Chicago	53,342*	W 11- 3
11- 4	Los Angeles	44,241	W 12- 3
11-11	S. Francisco	43,449	W 38-24
11-18	Minnesota	31,257	W 17- 6
11-22	Green Bay	57,598*	W 26-14
12- 2	Baltimore	53,012*	W 21-14
12- 9	Minnesota	42,256*	W 37-23
12-16	Chicago	44,948	L 0- 3

## 1958 (4-7-1)

## 1963 (5-8-1)

Date	Opponent	Crowd	W-L-T Score
9-28	Baltimore	48,377	L 15-28
10- 5	Green Bay	32,035	T 13-13
10-12	Los Angeles	55,648*	L 28-42
10-19	Baltimore	55,190*	L 14-40
10-26	Los Angeles	81,703	W 41-24
11- 2	S. Francisco	59,213	L 21-24
11- 9	Cleveland	75,363	W 30-10
11-16	S. Francisco	54,523*	W 35-21
11-23	Chicago	55,280*	L 7-20
11-27	Green Bay	50,971*	W 24-14
12- 7	New York	50,115*	L 17-19
12-14	Chicago	38,346	L 16-21

Date	Opponent	Crowd	W-L-T Score
9-14	Los Angeles	49,342	W 23- 2
9-22	Green Bay	45,912	L 10-31
9-29	Chicago	55,400*	L 21-37
10- 6	S. Francisco	44,088*	W 26- 3
10-13	Dallas	27,264	L 14-17
10-20	Baltimore	51,901*	L 21-25
10-27	Minnesota	44,509*	W 28-10
11- 3	S. Francisco	33,511	W 45- 7
11-10	Baltimore	59,758	L 21-24
11-17	Los Angeles	54,951*	L 21-28
11-24	Minnesota	28,763	L 31-34
11-28	Green Bay	54,016*	T 13-13
12- 8	Cleveland	51,382*	W 38-10
12-15	Chicago	45,317	L 14-24

## 1964 (7-5 2)

9-13	S. Francisco	33,204	W	26-17
9-18	Los Angeles	52,001	T	17-17
9-28	Green Bay	59,203*	L	10-14
10- 4	New York	54,836*	W	26- 3
10-11	Minnesota	40,840	W	24-20
10-18	Chicago	47,567	W	10- 0
10-25	Baltimore	57,814*	L	0-34
11- 1	Los Angeles	52,064*	W	37-17
11- 8	Green Bay	42,327	L	7-30
11-15	Cleveland	83,064	L	21-37
11-22	Minnesota	48,291*	T	23-23
11-26	Chicago	52,231*	L	24-27
12- 6	Baltimore	60,213	W	31-14
12-13	S. Francisco	41,854*	W	24- 7

## 1968 (4-8-2)

9-15	Dallas	61,382	L	13-59
9-22	Chicago	50,688*	W	42- 0
9-29	Green Bay	50,861	L	23-17
10- 6	Minnesota	44,289	L	10-24
10-13	Chicago	46,996	W	28-10
10-20	Green Bay	57,502*	T	14-14
10-27	S. Francisco	53,555*	L	7-14
11- 3	Los Angeles	77,982	L	7-10
11-10	Baltimore	55,170*	L	10-27
11-17	Minnesota	48,654*	L	6-13
11-24	New Orleans	46,152*	T	20-20
11-28	Philadelphia	47,909*	L	0-12
12- 8	Atlanta	49,437	W	24- 7
12-15	Washington	50,123	L	3-14

## 1965 (6-7-1)

## Harry Gilmer, Coach

9-19	Los Angeles	46,941*	W	20- 0
9-26	Minnesota	46,826	W	31-29
10- 3	Washington	52,627*	W	14-10
10-10	Baltimore	60,238	L	7-31
10-17	Green Bay	56,712*	L	21-31
10-24	Chicago	45,658	L	10-38
10-31	Los Angeles	35,137	W	31- 7
11- 7	Green Bay	50,852	W	12- 7
11-14	S. Francisco	54,534*	L	21-27
11-21	Chicago	51,499*	L	10-17
11-25	Baltimore	55,036*	T	24-24
12- 5	S. Francisco	38,463	L	14-17
12-12	Minnesota	45,420*	L	7-29
12-19	Philadelphia	56,718	W	35-28

## 1969 (9-4-1)

9-21	Pittsburgh	51,360	L	13-16
9-28	New York	54,358*	W	24- 0
10- 5	Cleveland	82,933	W	28-21
10-12	Green Bay	58,384*	L	17-28
10-19	Chicago	54,732*	W	13- 7
10-26	Minnesota	47,900	L	10-24
11- 2	S. Francisco	35,100	W	26-14
11- 9	Atlanta	53,242*	W	27-21
11-16	St. Louis	51,749*	W	20- 0
11-23	Green Bay	50,861	W	16-10
11-27	Minnesota	57,906*	L	0-27
12- 7	Baltimore	60,238	T	17-17
12-14	Los Angeles	53,256*	W	28- 0
12-21	Chicago	41,879	W	20- 3

## 1966 (4-9-1)

9-11	Chicago	52,225*	W	14- 3
9-18	Pittsburgh	35,473	L	3-17
9-25	Atlanta	47,615*	W	28-10
10- 2	Green Bay	50,861	L	14-23
10- 9	Los Angeles	52,793*	L	7-14
10-16	Baltimore	60,238	L	14-45
10-23	S. Francisco	36,745	L	24-27
10-30	Green Bay	56,954*	L	7-31
11- 6	Chicago	47,041	T	10-10
11-13	Minnesota	43,939	W	32-31
11-20	Baltimore	52,383*	W	20-14
11-24	S. Francisco	53,189*	L	14-41
12- 4	Los Angeles	40,039	L	3-23
12-11	Minnesota	43,022*	L	16-28

## 1970 (10-4-0)

9-20	Green Bay	56,263	W	40- 0
9-27	Cincinnati	58,202*	W	38- 3
10- 5	Chicago	58,210*	W	28-14
10-11	Washington	50,414	L	10-31
10-18	Cleveland	83,577	W	41-24
10-25	Chicago	45,632	W	16-10
11- 1	Minnesota	58,210*	L	17-30
11- 8	New Orleans	66,910	L	17-19
11-15	Minnesota	46,900	L	20-24
11-22	San Francisco	57,232*	W	28- 7
11-26	Oakland	56,597*	W	28-14
12- 6	St. Louis	56,362*	W	16- 3
12-14	Los Angeles	79,441	W	28-23
12-20	Green Bay	57,387*	W	20- 0

## 1967 (5-7-2)

## Joe Schmidt, Coach

9-17	Green Bay	50,861	T	17-17
9-24	Cleveland	57,383*	W	31-14
10- 1	St. Louis	43,821	L	28-38
10- 8	Green Bay	57,877*	L	17-27
10-15	Chicago	46,024	L	3-14
10-22	Atlanta	50,601 <sup>0</sup>	W	24- 3
10-29	S. Francisco	37,990	W	45- 7
11- 5	Chicago	55,066*	L	13-27
11-12	Minnesota	40,032	T	10-10
11-19	Baltimore	60,238	L	7-41
11-23	Los Angeles	54,389*	L	7-31
12- 3	Pittsburgh	47,713*	L	14-24
12-10	New York	63,011	W	30- 7
12-17	Minnesota	44,874*	W	14- 3

## 1971 (7-6-1)

9-20	Minnesota	54,418*	L	13-16
9-26	New England	61,057	W	34- 7
10- 3	Atlanta	54,418*	W	41-38
10-10	Green Bay	54,418*	W	31-28
10-17	Houston	45,885	W	31- 7
10-24	Chicago	54,418*	L	23-28
11- 1	Green Bay (M)	47,961	T	14-14
11- 7	Denver	51,200	W	24-20
11-14	Los Angeles	54,418*	L	13-21
11-21	Chicago	55,049	W	28- 3
11-25	Kansas City	54,418*	W	32-21
12- 5	Philadelphia	54,418*	L	20-23
12-11	Minnesota	49,784	L	10-29
12-19	San Francisco	45,580	L	27-31

# LIONS VS. ALL-TIME LEAGUE OPPONENTS

## LIONS VS. NFC TEAMS

(Regular Season Only)

	GP	W	L	T
Atlanta	5	5	0	0
Chicago	76	28	45	3
Dallas	3	1	2	0
Green Bay	77	31	41	5
Los Angeles	47	22	24	1
Minnesota	22	9	11	2
New Orleans	2	0	1	1
New York	17	10	6	1
Philadelphia	17	9	7	1
San Francisco	39	18	20	1
St. Louis	4	3	1	0
Washington	13	3	10	0
	<u>322</u>	<u>139</u>	<u>168</u>	<u>15</u>

## LIONS VS. AFC TEAMS

(Regular Season Only)

	GP	W	L	T
Baltimore	0	0	0	0
Buffalo	0	0	0	0
Cincinnati	1	1	0	0
Cleveland	1	1	0	0
Denver	1	1	0	0
Houston	1	1	0	0
Kansas City	1	1	0	0
Miami	0	0	0	0
New England	1	1	0	0
New York	0	0	0	0
Oakland	1	1	0	0
Pittsburgh	0	0	0	0
San Diego	0	0	0	0
	<u>7</u>	<u>7</u>	<u>0</u>	<u>0</u>

## LIONS VS. OLD AFL TEAMS

(Pre-Season, 1967-69)

	GP	W	L	T
Boston	1	1	0	0
Buffalo	3	2	1	0
Cincinnati	0	0	0	0
Denver	1	0	1	0
Houston	0	0	0	0
Kansas City	1	0	1	0
Miami	0	0	0	0
New York	1	0	1	0
Oakland	0	0	0	0
San Diego	1	1	0	0
	<u>8</u>	<u>4</u>	<u>4</u>	<u>0</u>

## LIONS VS. FORMER NFL TEAMS

(Now AFC Members)

	GP	W	L	T
Baltimore	32	16	14	2
Cleveland	8	7	1	0
Pittsburgh	20	12	7	1
	<u>60</u>	<u>35</u>	<u>22</u>	<u>3</u>

## LIONS VS. DEFUNCT TEAMS

	GP	W	L	T
Boston Redskins	3	3	0	0
Boston Yanks	5	3	2	0
Brooklyn Dodgers	11	8	3	0
Chicago Cardinals	31	19	9	3
Chicago-Pittsburgh	2	2	0	0
Cincinnati-St. Louis	2	2	0	0
Cleveland Rams	15	8	7	0
Dallas Texans	2	2	0	0
New York Bulldogs	1	1	0	0
New York Yanks	4	2	1	1
Phila.-Pittsburgh	1	0	1	1
	<u>77</u>	<u>50</u>	<u>23</u>	<u>4</u>

## LIONS IN POST-SEASON GAMES

	GP	W	L	T
Championships	5	4	1	0
Playoffs	3	2	1	0
Runner-up Bowls	3	3	0	0
	<u>11</u>	<u>9</u>	<u>2</u>	<u>0</u>

## SUMMARY

	GP	W	L	T
vs. NFC Teams	322	139	168	15
vs. AFC Teams	7	7	0	0
vs. Former NFL Teams	60	35	22	3
vs. Defunct Teams	77	50	23	4
Reg. Season Totals	<u>466</u>	<u>231</u>	<u>213</u>	<u>22</u>
Post-Season Games	11	9	2	0
GRAND TOTALS	<u>477</u>	<u>240</u>	<u>215</u>	<u>22</u>

DETROIT VS. GREEN BAY	DATE	W-L-T	SCORE
	10- 7-34	W	3- 0
	11-25-34*	L	0- 3
	10-20-35m	L	9-13
	11-10-35	L	7-31
	11-17-35*	W	20-10
	10-18-36	L	18-20
	11-29-36*	L	17-26
	10- 3-37	L	6-26
	10-31-37*	L	13-14
	10- 9-38	W	17- 7
	11-13-38*	L	7-28
	10-22-39	L	7-26
	12- 3-39*	L	7-12
	10-20-40	W	23-14
	11-24-40*	L	7-50
	9-14-41	L	0-23
	10-26-41*	L	7-24
	10-11-42m	L	7-38
	10-25-42*	L	7-28
	10-10-43	L	14-35
	10-24-43*	L	6-27
	10- 1-44m	L	6-27
	10-29-44*	L	0-14
	10- 7-45m	L	21-57
	12- 2-45*	W	14- 3
	10-27-46m	L	7-10
	11-17-46*	L	0- 9
	10-26-47	L	17-34
	12- 7-47*	L	14-35
	10- 3-48	L	21-33
	10-31-48*	W	24-20
	10-30-49m	L	14-16
	12-11-49*	W	21- 7
	9-17-50	W	45- 7
	11-19-50*	W	24-21
	11- 4-51	W	24-17
	11-22-51*	W	52-35
	10-26-52	W	52-17
	11-27-52*	W	48-24
	11-15-53	W	14- 7
	11-26-53*	W	34-15
	11-21-54	W	21-17
	11-25-54*	W	28-24
	9-27-55	L	17-20
	11-24-55*	W	24-10
	9-30-56	W	20-16
	11-22-56*	L	20-24
	10- 6-57	W	24-14
	11-28-57*	W	18- 6
	10- 5-58	T	13-13
	11-27-58*	W	24-14
	10- 4-59	L	10-28
	11-26-59*	L	17-24
	10- 2-60	L	9-28
	11-24-60*	W	23-10
	9-17-61m	W	17-13
	11-23-61*	L	9-17
	10- 7-62	L	7- 9
	11-22-62*	W	26-14
	9-22-63m	L	10-31
	11-28-63*	T	13-13
	9-28-64*	L	10-14
	11- 8-64	L	7-30
	10-17-65*	L	21-31
	11- 7-65	W	12- 7
	10 -2-66	L	14-23
	10-30-66*	L	7-31
	9-17-67	T	17-17
	10- 8-67*	L	17-27
	9-29-68	W	23-17
	10-20-68*	T	14-14
	10-12-69*	L	17-28
	11-23-69	W	16-10
	9-20-70	W	40- 0
	12-20-70*	W	20- 0
	10-10-71*	W	31-28
	11- 1-71m	T	14-14

DETROIT VS. CHICAGO	DATE	W-L-T	SCORE
	11-29-34*	L	16-19
	12- 2-34	L	7-10
	11-24-35	T	20-20
	11-28-35*	W	14- 2
	10-25-36	L	10-12
	11-26-36*	W	13- 7
	10-24-37	L	20-28
	11-28-37*	L	0-13
	11-20-38	W	13- 7
	11-24-38*	W	14- 7
	10-29-39	W	10- 0
	11-12-39*	L	13-23
	10-13-40	L	0- 7
	11-10-40*	W	17-14
	10-19-41	L	0-49
	11-23-41*	L	7-24
	11- 1-42	L	0-16
	11-22-42*	L	0-42
	10- 3-43*	L	21-27
	10-31-43	L	14-35
	10-22-44	T	21-21
	11-19-44*	W	41-21
	10-28-45*	W	16-10
	11-11-45	W	35-28
	11-24-46	L	6-42
	12- 8-46	L	24-45
	10-19-47	L	24-33
	11-27-47*	L	14-34
	10-17-48	L	0-28
	12- 5-48*	L	14-42
	11-13-49	L	24-27
	11-24-49*	L	7-28
	11- 5-50*	L	21-35
	12-10-50	L	3- 6
	10-28-51*	L	23-28
	11-11-51	W	41-28
	11-23-52	L	23-24
	12- 7-52*	W	45-21
	11-22-53	W	20-16
	12- 6-53*	W	13- 7
	9-26-54*	W	48-23
	12-12-54	L	24-28
	11-20-55*	L	14-24
	12- 4-55	L	20-21
	12- 2-56*	W	42-10
	12-16-56	L	21-38
	11-24-57*	L	7-27
	12-15-57	W	21-13
	11-23-58*	L	7-20
	12-14-58	L	16-21
	11-22-59*	L	14-24
	12-13-59	L	14-25
	11-20-60	L	7-28
	12-18-60*	W	36- 0
	10- 8-61*	L	17-31
	12- 3-61	W	16-15
	10-28-62*	W	11- 3
	12-16-62	L	0- 3
	9-29-63*	L	21-37
	12-15-63	L	14-24
	10-18-64	W	10- 0
	11-26-64*	L	24-27
	10-24-65	L	10-38
	11-21-65*	L	10-17
	9-11-66*	W	14- 3
	11- 6-66	T	10-10
	10-15-67	L	3-14
	11- 5-67*	L	13-27
	9-22-68*	W	42- 0
	10-13-68	W	28-10
	10-19-69*	W	13- 7
	12-21-69	W	20- 3
	10- 5-70*	W	28-14
	10-25-70	W	16-10
	10-24-71*	L	23-28
	11-21-71	W	28- 3

## DETROIT VS. LOS ANGELES

DATE	W-L-T	SCORE
10-20-46	L	14-35
11- 3-46*	L	20-41
10-12-47*	L	13-27
11-23-47	L	17-28
9-22-48	L	7-44
10-24-48*	L	27-34
9-23-49	L	24-27
10-16-49*	L	10-21
10-15-50 <sup>c</sup>	L	28-30
10-29-50	L	24-65
10-14-51*	L	21-27
12- 9-51	W	24-22
10- 3-52	W	17-14
10-19-52*	W	24-16
10-18-53*	L	19-31
11- 1-53	L	24-37
10-10-54 <sup>c</sup>	W	21- 3
10-31-54	W	27-24
10- 9-55*	L	10-17
10-23-55	L	13-24
10-14-56 <sup>c</sup>	W	24-21
10-28-56	W	16- 7
10-13-57*	W	10- 7
10-27-57	L	17-35
10-12-58*	L	28-42
10-26-58	W	41-24
10-25-59	W	17- 7
11-15-59*	W	23-17
10-30-60	L	35-48
11-13-60*	W	12-10
10-15-61*	W	14-13
10-29-61	W	28-10
10-14-62 <sup>c</sup>	W	13-10
11- 4-62	W	12- 3
9-14-63	W	23- 2
11-17-63*	L	21-28
9-18-64	T	17-17
11- 1-64*	W	37-17
9-19-65*	W	20- 0
10-31-65	W	21- 7
10- 9-66*	L	7-14
12- 4-66	L	3-23
11-23-67*	L	7-31
11- 3-68	L	7-10
12-14-69*	W	28- 0
12-14-70	W	28-23
11-14-71*	L	13-21

## DETROIT VS. MINNESOTA

DATE	W-L-T	SCORE
11-19-61	W	37-10
12-10-61*	W	13- 7
11-18-62	W	17- 6
12- 9-62*	W	37-23
10-27-63*	W	28-10
11-24-63	L	31-34
10-11-64	W	24-20
11-22-64*	T	23-23
9-26-65	W	31-29
12-12-65*	L	7-29
11-13-66	W	32-31
12-11-66*	L	16-28
11-12-67	T	10-10
12-17-67*	W	14- 3
10- 6-68	L	10-24
11-17-68*	L	6-13
10-26-69	L	10-24
11-27-69 <sup>c</sup>	L	0-27
11- 1-70*	L	17-30
11-15-70	L	20-24
9-20-71*	L	13-16
12-11-71	L	10-29

## DETROIT VS. SAN FRANCISCO

DATE	W-L-T	SCORE
10- 8-50*	W	24- 7
10-22-50	L	27-28
12- 2-51*	L	10-20
12-16-51	L	17-21
9-28-52	L	3-17
10-12-52*	L	0-28
10-11-53*	W	24-21
10-25-53	W	14-10
10-24-54	L	31-37
11-14-54 <sup>c</sup>	W	48- 7
10-16-55 <sup>c</sup>	L	24-27
10-30-55	L	21-38
10-21-56 <sup>c</sup>	W	20-17
11- 4-56	W	17-13
11- 3-57	L	31-35
11-17-57*	W	31-10
11- 2-58	L	21-24
11-16-58*	W	35-21
10-18-59*	L	13-34
11- 1-59	L	7-33
10- 9-60*	L	10-14
11- 6-60	W	24- 0
10- 1-61*	L	0-49
11- 5-61	T	20-20
9-23-62 <sup>c</sup>	W	45-24
11-11-62	W	38-24
10- 6-63 <sup>c</sup>	W	26- 3
11- 3-63	W	45- 7
9-13-64	W	26-17
12-13-64*	W	24- 7
11-14-65*	L	21-27
12- 5-65	L	14-17
10-23-66	L	24-27
11-24-66*	L	14-41
10-29-67	W	45- 3
10-27-68*	L	7-14
11- 2-69	W	26-14
11-22-70*	W	28-14
12-19-71	L	27-31

## DETROIT VS. BALTIMORE

DATE	W-L-T	SCORE
12- 3-50	W	45-21
10- 3-53	W	27-17
11- 7-53 <sup>c</sup>	W	17- 7
10-16-54*	W	35- 0
11- 6-54	W	27- 3
10- 1-55	L	13-28
11- 5-55*	W	24-14
10- 6-56	W	31-14
11-18-56*	W	27- 3
9-29-57	L	14-34
10-20-57 <sup>c</sup>	W	31-27
9-28-58	L	15-28
10-19-58 <sup>c</sup>	L	14-40
9-29-59	L	9-21
10-11-59*	L	24-31
10-23-60 <sup>c</sup>	W	30-17
12- 4-60	W	20-15
9-24-61	W	16-15
10-22-61*	L	14-17
9-30-62	W	29-20
12- 2-62*	W	21-14
10-20-63 <sup>c</sup>	L	21-25
11-10-63	L	21-24
10-25-64*	L	0-34
12- 6-64	W	31-14
10-10-65	L	7-31
11-25-65*	T	24-24
10-16-66	L	14-45
11-20-66*	W	20-14
11-19-67	L	7-41
11-10-68*	L	10-27
12- 7-69	T	17-17

## DETROIT VS. ATLANTA

DATE	W-L-T	SCORE
9-25-66*	W	28-10
10-22-67*	W	24-3
12-8-68	W	24-7
11-9-69*	W	27-21
10-3-71*	W	41-38

## DETROIT VS. CLEVELAND

DATE	W-L-T	SCORE
11-2-52*	W	17-6
12-19-54	W	14-10
12-8-57*	W	20-7
11-9-58	W	30-10
12-8-63*	W	38-10
11-15-64	L	21-37
9-24-67*	W	31-14
10-5-69	W	28-21
10-18-70	W	41-24

## DETROIT VS. DALLAS

DATE	W-L-T	SCORE
12-11-60*	W	23-14
10-13-63	L	14-17
9-15-68	L	13-59

## DETROIT VS. NEW ORLEANS

DATE	W-L-T	SCORE
11-24-68*	T	20-20
11-8-70	L	17-19

## DETROIT VS. NEW YORK

DATE	W-L-T	SCORE
9-23-34*	W	9-0
11-1-36	L	7-14
11-15-36*	W	38-0
11-14-37	W	17-0
11-5-39*	W	18-14
11-9-41	L	13-20
11-7-43*	T	0-0
11-18-45	L	14-35
11-2-47*	W	35-7
11-20-49	W	45-21
12-13-53	W	27-16
12-11-55*	L	19-24
12-7-58*	L	17-19
10-21-62	L	14-17
10-4-64*	W	26-3
12-10-67	W	30-7
9-28-69*	W	24-0

## DETROIT VS. ST. LOUIS

DATE	W-L-T	SCORE
11-12-61	W	45-14
10-1-67	L	28-38
11-16-69*	W	20-0
12-6-70*	W	16-3

## DETROIT VS. PHILADELPHIA

DATE	W-L-T	SCORE
10-14-34	W	10-0
9-20-35*	W	35-0
10-11-36	W	23-0
12-4-38*	L	7-21
11-17-40	W	21-0
11-16-41*	W	21-17
10-14-45*	W	28-24
12-12-48	L	21-45
10-3-49*	L	14-22
11-18-51	W	28-10
12-5-54*	T	13-13
11-10-57	W	27-16
10-16-60	L	10-28
12-17-61*	L	24-27
12-19-65	W	35-28
11-28-68*	L	0-12
12-5-71*	L	20-23

## DETROIT VS. PITTSBURGH

DATE	W-L-T	SCORE
11-4-34*	W	40-7
11-8-36*	W	28-3
10-10-37*	W	7-3
9-9-38*	W	16-7
9-22-40*	L	7-10
11-8-42*	L	7-35
11-10-46*	W	17-7
9-21-47	L	10-17
11-21-48*	W	17-14
10-8-49	L	7-14
9-24-50*	W	10-7
11-9-52	W	31-6
9-27-53*	W	38-21
11-13-55	W	31-28
12-9-56*	W	45-7
11-8-59	T	10-10
9-16-62*	W	45-7
10-18-66	L	8-17
12-3-67*	L	14-24
9-21-69	L	13-16

## DETROIT VS. WASHINGTON

DATE	W-L-T	SCORE
10-16-38*	L	5-7
11-26-39	L	7-31
10-27-40*	L	14-20
11-29-42*	L	3-15
11-14-43	L	20-42
10-6-46	L	16-17
11-16-47*	W	38-21
11-14-48	L	21-46
9-30-51*	W	35-17
11-11-56	L	17-18
10-3-65*	W	14-10
12-15-68	L	3-14
10-11-70	L	10-31

# LIONS' LONGEST

## RUSHING PLAY:

- 96 yards — Bob Hoernschemeyer, Nov. 23, 1950 vs. New York Yanks (TD)  
 85 yards — Bob Hoernschemeyer, Nov. 22, 1951 vs. Green Bay (TD)  
 80 yards — Wally Triplett, Oct. 30, 1949 at Green Bay (TD)  
 78 yards — Elmer Hackney, Nov. 8, 1942 vs. Pittsburgh  
 76 yards — GREG LANDRY, Sept. 20, 1970 at Green Bay

## PASSING PLAY:

- 99 yards\* — Karl Sweetan to Pat Studstill, Oct. 16, 1966 at Baltimore (TD)  
 97 yards — Bobby Layne to Cloyce Box, Nov. 26, 1953 vs. Green Bay (TD)  
 92 yards — Milt Plum to Dan Lewis, Nov. 15, 1964 at Cleveland (TD)  
 88 yards — Dave Ryan to John Greene, Nov. 10, 1946 vs. Pittsburgh (TD)  
 86 yards — BILL MUNSON to MEL FARR, Sept. 22, 1968 vs. Chicago (TD)

## KICKOFF RETURN:

- 104 yards — Terry Barr (92) and Gene Gedman (12), Oct. 26, 1958 at Los Angeles (TD)  
 102 yards — RON JESSIE, Oct. 24, 1971 vs. Chicago (TD)  
 101 yards — Bill Jefferson, Nov. 23, 1941 vs. Chicago Bears (TD)  
 100 yards — Pat Studstill, Oct. 8, 1961 vs. Chicago Bears (TD)  
 100 yards — Bill Bowman, Sept. 26, 1954 vs. Chicago Bears (TD)  
 98 yards — Ned Mathews, Nov. 21, 1943 vs. Phila.-Pittsburgh (TD)  
 98 yards — LEM BARNEY, Nov. 3, 1968 at Los Angeles (TD)

## PUNT RETURN:

- 90 yards — Tommy Watkins, Oct. 6, 1963 vs. San Francisco (TD)  
 89 yards — Jack Christiansen, Nov. 22, 1951 vs. Green Bay (TD)  
 84 yards — Bill Dudley, Oct. 19, 1947 at Chicago Bears (TD)

## INTERCEPTION RETURN:

- 102 yards\* — Bob Smith, Nov. 24, 1949 vs. Chicago Bears (TD)  
 100 yards — Vern Huffman, Oct. 17, 1937 vs. Brooklyn (TD)  
 95 yards — Don Doll, Oct. 8, 1949 at Pittsburgh (TD)  
 92 yards — Jack Christiansen, Nov. 1, 1953 at Los Angeles (TD)  
 90 yards — Bob Smith, Nov. 2, 1952 at Pittsburgh

## PUNT:

- 81 yards — Bill de Correvont, Oct. 6, 1946 at Washington  
 78 yards — Pat Studstill, Oct. 8, 1967 vs. Green Bay  
 75 yards — Bob Smith, Oct. 8, 1951 vs. New York Yanks  
 74 yards — Yale Lary, Sept. 13, 1964 at San Francisco

## FIELD GOAL:

- 54 yards — Glenn Presnell, Oct. 7, 1934 at Green Bay  
 52 yards — Jim Martin, Oct. 23, 1960 vs. Baltimore  
 51 yards — ERROL MANN, Oct. 18, 1970 at Cleveland  
 51 yards — Jim Martin, Oct. 23, 1960 vs. Baltimore  
 50 yards — ERROL MANN (3), Oct. 26, 1969 at Minnesota; Sept. 27, 1970 vs. Cincinnati; and Dec. 20, 1970 vs. Green Bay.

\*League Record

## LIONS' COACHES SUMMARY

NAME	YEARS	TOTAL	GAMES	WON	LOST	TIED
Potsy Clark	1934-36, 40	4	48	30	15	3
Dutch Clark	1937-38	2	22	14	8	0
Gus Henderson	1939	1	11	6	5	0
Bill Edwards	1941-42	1+	14	4	9	1
John Karcis	1942	1-	8	0	8	0
Gus Dorais	1943-47	5	53	20	31	2
Bo McMillin	1948-50	3	36	12	24	0
Buddy Parker	1951-56	6	72	47	23	2
George Wilson	1957-64	8	104	53	45	6
Harry Gilmer	1965-66	2	28	10	16	2
Joe Schmidt	1967-	5	70	35	29	6
TOTALS: 11 Coaches—		38	466	231	213	22

## IMPORTANT DATES IN DETROIT PRO FOOTBALL HISTORY

- Aug. 1, 1925—Jimmy Conzelman granted NFL franchise for Detroit for \$50, team name, Panthers.
- July 27, 1927—NFL re-organized with withdrawal of 11 clubs, including Detroit.
- Aug. 12, 1928—Detroit application for re-instatement approved, team name, Wolverines.
- July 12, 1930—Detroit franchise declared inactive.
- June 30, 1934—G. A. Richards purchases Portsmouth, Ohio, franchise and moves team to Detroit.
- Sept. 23, 1934—Lions play first NFL game, beat New York Giants 9-0 at U of D Stadium before 12,000.
- Nov. 25, 1934—Lions suffer first defeat, 3-0, to Green Bay, after winning ten straight including seven consecutive shut-outs.
- Nov. 29, 1934—Lions play first of traditional Thanksgiving Day home games, losing to the Bears, 19-16, before 26,000.
- Dec. 9, 1935—Lions defeat New York Giants, 26-7, for first Championship.
- Sept. 9, 1938—Lions play first game in new home, Briggs Stadium.
- Feb. 10, 1940—Fred Mandel, Jr., purchases Detroit franchise for \$225,000.
- Jan. 9, 1943—Gus Dorais named head coach of Lions, after long and successful career at the U of D.
- Jan. 15, 1948—Syndicate headed by D. Lyle Fife purchases Detroit franchise for \$165,000, and names "Bo" McMillan general manager and head coach.
- Dec. 2, 1949—Edwin J. Anderson elected president of the Lions.
- Dec. 20, 1950—"Buddy" Parker succeeds McMillan as head coach.
- Dec. 21, 1952—Lions defeat Los Angeles, 31-21, for NFL's National Conference title.
- Dec. 28, 1952—Lions win first Championship since 1935 on 17-7 victory over the Browns in Cleveland before 50,934.
- Dec. 27, 1953—Detroit wins second straight Championship on 17-16 decision over Cleveland in Detroit before 54,577.
- Aug. 12, 1957—Parker resigns suddenly as head coach and assistant coach George Wilson succeeds him the next day..
- Dec. 21, 1957—Detroit downs San Francisco, 31-27, in play-off after trailing 27-7 in third quarter.
- Dec. 28, 1957—Detroit claims fourth Championship on 59-14 victory over Cleveland before 55,263 in Detroit.
- Jan. 23, 1961—William Clay Ford elected president of the Lions.
- Jan. 10, 1964—Ford takes over as Lions' sole owner after purchasing franchise for six million dollars.
- Jan. 7, 1965—Harry Gilmer appointed head coach, replacing George Wilson.
- March 10, 1966—After 13 seasons, Joe Schmidt retires to become Lions' line-backer coach.
- Jan. 11, 1967—Schmidt named Lions' head coach, succeeding Gilmer.
- 78 Dec. 26, 1970—Lions edged by Dallas, 5-0, in first playoff game since 1957.

**SAVE  
MONEY...**



**with home delivery of the Free Press!**

Carrier delivery to your home every day of the week will **save you \$7.80 a year** from the newsstand price.

Home delivery is simple to arrange.

Just phone 222-6500 or your neighborhood Free Press office.

Or fill out this coupon and mail it to:

Circulation Dept    Detroit Free Press    Detroit, Mich. 48231

Please have a carrier-salesman deliver the Free Press to me

**daily and Sunday**  
(\$1.05 wk.)

**daily only**  
(75c wk.)

**Sunday only**  
(30c wk.)

STREET \_\_\_\_\_ APT. NO. \_\_\_\_\_

CITY \_\_\_\_\_ STATE \_\_\_\_\_ ZIP \_\_\_\_\_

NAME \_\_\_\_\_ TEL. NO. \_\_\_\_\_

## HISTORY OF THE DETROIT LIONS

Professional football . . . NFL brand . . . first came to Detroit in 1925 when Jimmy Conzelman was granted the franchise in exchange for the startling payment of \$50.

But not even the colorful Conzelman, one of the game's most-popular and talented figures, could entice enough fans through his ticket gates. The local franchise was dropped from the league in 1927, re-instated a year later and then declared inactive in 1930. It looked like the end.

Then, in 1934, a very successful radio station owner named George Richards decided that Detroit needed a good pro team. He went out, bought one, then moved it here.

The team was the Portsmouth (Ohio) Spartans and it was a strong one. Coached by George (Potsy) Clark, the newly-named Lions won 10 straight games to open the 1934 season, the first seven by shutouts.

After outscoring the opposition, 215 to 27, in winning those 10 in a row, the Lions then lost their last three games by a total of only nine points and the Chicago Bears were the title winners.

In 1935, it was a different story as they grabbed their first divisional championship with a 7-3-2 record and then went on to win their first NFL crown by crunching the New York Giants at University of Detroit Stadium.

Although the Lions enjoyed winning seasons over the next four years, Richards sold out in 1940 to Fred Mandel, a Chicago department store tycoon. Mandel tried vainly to bring the city a winner during an eight-year regime but finally tossed in the towel.

In 1948, he accepted a check for \$165,000 from a group of local businessmen who promptly named Alvin (Bo) McMillin, head coach at Indiana University, as the Lions' new coach and general manager. A re-building program was begun.

Bo's best mark was a break-even 6-6 mark in 1950 but he did a great job in "selling" pro football to the city and state. He was replaced as head coach after the '50 season by Raymond (Buddy) Parker, one of his assistants.

The building program finally paid its first big dividend in 1952 when the Lions tied the Los Angeles Rams in their conference and then defeated them for the divisional title in a playoff. It was on to Cleveland and a 17-7 victory for the NFL championship.

A year later it was a virtual repeat as Detroit, led by Bobby Layne and Doak Walker, won a second straight conference title and then edged the Browns again, this time in Detroit, by a 17-16 score on a late pass from Layne to Jim Doran.

The 1954 season again saw the Detroiters knock off the best in the west for a third consecutive conference crown. But their bid for a third straight NFL title was trumped in abrupt fashion at Cleveland as the Browns drubbed them 56-10.

Parker departed in 1957 when he suddenly resigned just two days before the team's first pre-season game. George Wilson was moved up from an assistant's job to succeed him and promptly steered the team to another championship.

To do it, the Lions had to knock off San Francisco in a divisional playoff game and then once more take on the Cleveland Browns . . . the team that had defeated them by 46 points for the title just three years earlier.

The championship was played at Detroit. The score was 59-14 for the Lions.

Since 1957, the championship door has been closed to the Detroiters. They finished second three straight years in 1960-61-62 and each year were winners in the Playoff Bowl at Miami.

Early in 1964, ownership was acquired by William Clay Ford who paid former stockholders \$6,000,000 for the franchise. Harry Gilmer was named coach to replace Wilson who resigned after the '64 season.

On Jan. 11, 1967, Joe Schmidt was appointed to succeed Gilmer after a brilliant 13-year playing career for the Lions, plus one season as an assistant coach.

After two losing seasons under Schmidt, the Lions returned to their winning ways in 1969. Detroit's 9-4-1 record was second in its division and fifth-best in the 16-team league.

The Lions posted a 10-4-0 mark in 1970, and it earned them a spot in the post-season playoffs. It was the fourth-best record in 37 years of Lion history.

Detroit lost to Dallas, 5-0, in the playoff game, but with many fast-rising stars and young, talented veterans, the future is bright for pro football in Detroit.

## LIONS LEAGUE RECORDS

### TEAM

- Most Yards Gained Rushing (season): 2885, 1936
- Most Yards Gained Rushing (game): 426, Nov. 4, 1934 vs. Pittsburgh
- Fewest Yards Allowed Rushing (game): -10, Sept. 15, 1940 vs. Chicago Cards
- Most Opponents Fumbles Recovered (game): 6 (three times)—  
Sep. 29, 1940 vs. Cleveland,  
Nov. 27, 1952 vs. Green Bay,  
Oct. 31, 1965 at Los Angeles
- Most Consecutive Shutouts: 7, 1934
- Most Consecutive Games, 1 or more Interceptions: 37, 1960-63
- Most Passes Had Intercepted (game): 9, Oct. 24, 1943 vs. Green Bay
- Most Yards Gained, Kickoff Returns (game): 362, Oct. 29, 1950 vs. Los Angeles
- Most Yards Gained, Punt Returns (game): 231, Oct. 6, 1963 vs. San Francisco
- Most Fumbles (game): 10, Nov. 12, 1967 at Minnesota (tied)
- Most Touchdowns, Interception Returns (season): 6, 1967 (tied)

### INDIVIDUAL

- Most Yards Gained Interception Returns (game): 102, Bob Smith, Nov. 24, 1949 vs. Chicago Bears (1 return)
- Most Yards Gained Interception Returns (season): 301, Don Doll, 1949
- Most Yards Gained Kickoff Returns (game): 294, Wally Triplett Oct. 29, 1950 vs. Los Angeles (4 returns)
- Most Yards Gained Punt Returns (game): 184, Tommy Watkins Oct. 6, 1963 vs. San Francisco (5 returns)
- Best Average, Punt Returns (season): 21.5, Jack Christiansen, 1952
- Most Safeties (season): 2, Roger Brown, 1962
- Longest Pass Reception: 99, Pat Studstill  
(Karl Sweetan), Oct. 16, 1966 at Baltimore (tied)
- Most Field Goals (quarter): 4, Garo Yepremian, Nov. 13, 1966 at Minnesota
- Most Touchdowns, Interception Returns (season): 3, Lem Barney, 1967 (tied)

# LIONS ALL-TIME PLAYER ROSTER (579 players from 184 colleges)

- Addams, Abraham, E, Indiana 1949  
 Aiello, Anthony, B, Youngstown 1944  
 Alderman, Grady, G, Detroit 1960  
 Alford, Mike, C, Auburn, 1966  
 Andersen, Stanley, E, Stanford 1941  
 Ane, Charles, T, USC 1953-59  
 Arena, Anthony, C, Mich. State 1942-46  
 Ashcom, Richard T, Oregon 1943  
 Atkins, George, G, Auburn 1955  
 Atty, Alexander, G, West Virginia 1941  
 Austin, James, E, St. Mary's 1939
- Bailey, Byron, B, Washington St. 1953-54  
 Baker, John, DE, N. Carolina College 1968  
 Banas, Stephen, B, Notre Dame 1935  
 Banjavic, Emil, B, Arizona 1942  
 Banonis, Vincent, C, Detroit 1951-53  
 Barle, Louis, B, Duluth 1938  
 Barney, Lem, DB, Jackson St. 1967-  
 Barr, Terry, B, Michigan 1957-65  
 Barton, Greg, QB, Tulsa 1969  
 Bass, Mike, DB, Michigan 1967  
 Batinski, Stanley, G, Temple 1941-47  
 Batten, Pat, FB, Hardin-Simmons 1964  
 Baumgartner, Maxie, E, Texas 1948  
 \*Behan, Charles, E, DeKalb 1942  
 Belicheck, Stephen, B, Western Reserve '41  
 Bell, Bob, DT, Cincinnati 1971-  
 \*Bernard, Charles, C, Michigan 1934  
 Berrang, Edward, E, Villanova 1951  
 Berry, Connie Mack, E, N. Carolina St. '39  
 \*Bingaman, Lester, G, Illinois 1948-54  
 Blessing, Paul, E, Nebr. St. Tchrs. 1944  
 Bodenger, Maurice, G, Tulane 1934  
 Booth, Richard, B, Western Res. 1941, 45  
 Bowman, William, B, Wm. & Mary '54, '56  
 Box, Cloyce, E, W. Texas St. 49-50, 52-54  
 Bradshaw, Charlie, T, Baylor 1967-68  
 Brettschneider, Carl LB, Iowa St. 1960-63  
 Briggs, Paul, T, Colorado 1948  
 Brill, Harold, B, Wichita 1939  
 Britt, Maurice, E, Arkansas 1941  
 Brown, Charlie, WR, N. Arizona 1970-  
 Brown, Howard, G, Indiana 1948-50  
 Brown, Marvin, B, E. Texas St. 1957  
 Brown, Roger, T, Maryland State 1960-66  
 Brumley, Robert, B, Rice 1945  
 Bulger, Chester, T, Auburn 1950  
 Bundra, Mike, T, USC 1962-63  
 Busich, Samuel, E, Ohio State 1943
- Caddel, Ernie, B, Stanford 1934-38  
 Cain, James, E, Alabama 1950-55  
 Callahan, J. R., B, Texas 1946  
 Callihan, William, B, Nebraska 1940-45  
 Calvelli, Anthony, C, Stanford 1939-40  
 Campbell, Stanley, G, Iowa St. 1952, 55-58  
 Campbell, Mike, RB, Lenoir Rhyne 1968  
 Cardwell, Lloyd, B, Nebraska 1937-43  
 Carpenter, Lewis, B, Arkansas 1953-55  
 Cassidy, Howard, B, Ohio St. 1956-61, 63  
 Chantiles, Thomas, T, USC 1942  
 Chase, Benjamin, G, Navy 1947  
 \*Christensen, George T, Oregon 1934-38  
 Christensen, Frank, B, Utah 1934-37  
 Christiansen, Jack, B, Colo. A&M 1951-58  
 Cifelli, August, T, Notre Dame 1951-53  
 Cifers, Robert, B, Tennessee 1944-46  
 Clark, Al, DB, Eastern Michigan 1971-  
 Clark, Earl Dutch, B, Colorado 1934-38  
 Clark, Ernie, LB, Michigan State 1963-67  
 Clark, Wayne, E, Utah 1944-45  
 Clemons, Raymond, G, Cen. Okla. St. 1939  
 Cline, Ollie, B, Ohio St. 1950-53  
 Clowes, John, T, Wm. & Mary 1951  
 Cody, Bill, LB, Auburn, 1966  
 Cogdill, Gail E, Wash. State 1960-68  
 Colella, Thomas, B, Canisius 1941-43
- Conlee, Gerald, C, St. Mary's 1943  
 Compton, Dick, B, McMurry 1962-64  
 Cook, Gene, E, Toledo 1959  
 Cook, Ted, E, Alabama 1947  
 Cooper, Harold, G, Detroit 1937  
 Corgan, Michael, B, Notre Dame 1943  
 Cotton, Craig, TE, Youngstown 1969-  
 Cottrell, Bill, T, Delaware Valley 1967-  
 Crabtree, Clement, T, Wake Forest 1940-41  
 Creekmur, Louis, T, Wm. & Mary 1950-59  
 Cremer, Theodore, E, Auburn 1946-48  
 Cronin, Gene, G, Coll. of Pacific 1956-59  
 Cunningham, Leon, C, S. Carolina 1955
- D'Alonzo, Peter, B, Villanova 1951-52  
 David, James, B, Colo. A & M 1952-59  
 Davis, Glenn, E, Ohio State 1960-61  
 Davis, Milt, HB, UCLA 1956  
 Dawley, Frederick, B, Michigan 1944  
 DeCorrevont, William, B, Northwestern '46  
 DeFruiter, Robert, B, Nebraska 1947  
 \*DeMarco, Mario, G, Miami 1949  
 DePoyster, Jerry, K, Wyoming, 1968  
 DeShane, Charles, B, Alabama 1945-47  
 Dibble, Dorne, E, Mich. St. 1951, 1953-57  
 Diehl, David, E, Mich. St. 1939-40, 1944-45  
 Doll, Donald, B, S. Calif. 1949-52  
 Doran, James, E, Iowa St. 1951-59  
 D'Orazio, Joseph, T, Ithaca 1944  
 Dove, Robert, E-G, Notre Dame 1953-54  
 Dublinski, Thomas, QB, Utah 1952-54  
 Dubzinski, Walter, G, Boston Coll. 1941  
 Dudish, Andrew, C, Georgia 1948  
 Dudley, William, B, Virginia 1947-49  
 Dugger, John, E, Ohio St. 1947-48  
 Duncan, James, E, Wake Forest 1950  
 Duncan, Rick, P, E. Montana St. 1969
- Earon, Blaine, E, Duke 1952-53  
 Ebbing, Harry, E, St. Mary's 1934-37  
 Eddy, Nick, RB, Notre Dame 1968-  
 Eiden, Edmund, B, Scranton 1944  
 Ellis, Lawrence, B, Syracuse 1948  
 Emerick, Robert, T, Miami (O.) 1934  
 Emerson, 'Ox', G, Texas 1934-37  
 Engebretson, Paul, T, Northwestern 1934  
 Enke, Fred, QB, Arizona 1948-51  
 Evans, Murray, B, Hardin-Simmons 1942-43  
 Evey, Dick, DT, Tennessee 1971-  
 Farkas, Andrew, B, Detroit 1945  
 Farr, Mel, RB, UCLA 1967-  
 Feldhaus, William, T, Cincinnati 1937-40  
 Felts, Bob, HB, Florida A&M 1965-67  
 Fena, Thomas, G, Colorado 1937  
 Fenenbock, Charles, B, UCLA 1943-45  
 Ferguson, Larry, HB, Iowa 1963  
 Fichman, Leon, T, Alabama 1946-47  
 Fisk, William, E, USC 1940-43  
 Flanagan, Ed, C, Purdue 1965-  
 Flanagan, Richard, LB, Ohio St. 1950-52  
 Forte, Aldo, G, Montana 1946  
 Freitas, Rockne, T, Oregon St. 1968-  
 French, Barry, G, Purdue 1951  
 Frutig, Edward, E, Michigan 1945-46  
 Fucci, Dominic, B, Kentucky 1955  
 Furst, Anthony, T, Dayton 1940-41, 44
- Gagnon, Roy, G, Oregon 1935  
 Gallagher, Frank, G, N. Carolina 1967-  
 Gambrell, Bill, E, South Carolina 1968  
 Gande, Sherwin, E, Ohio St. 1952-57  
 Gatski, Frank, C, Marshall 1957  
 Gaubatz, Dennis, LB, LSU 1963-64  
 Gedman, Gene, B, Indiana 1953, 56-58  
 George, Ray, T, USC 1939  
 Geremsky, Thad, E, Pitt 1951  
 Gibbons, James, E, Iowa 1958-68  
 Gibbs, Sonny, QB, TCU 1964

Gill, Sloko, G, Youngstown 1942  
 Gillette, Jim, B, Virginia 1948  
 Gilmer, Harry, QB, Alabama 1955-56  
 Gipson, Paul, RB, Houston 1971  
 Girard, Earl, B, Wisconsin 1952-56  
 Glass, William, G, Baylor 1958-61  
 Goich, Dan, DE, California 1969-  
 Goldman, Samuel, E, Howard 1949  
 Gonzaga, John, T, No College 1961-65  
 Goodman, Henry, T, W. Va. 1942  
 Goovert, Ron, LB, MSU 1967  
 Gordy, John, G, Tennessee 1957, 1959-67  
 Gore, Gordon, B, Okla. S.W. Tchrs., 1939  
 \*Graham, Lester, G, Tulsa 1938  
 Greene, John, E, Michigan 1944-50  
 Greer, Albert, E, Jackson State 1963  
 Grefe, Theodore, E, Notre Dame 1945  
 Grigonis, Frank, B, Chattanooga 1942  
 Grimes, George, B, Virginia 1948  
 Grooms, Melvin, B, Indiana 1948-49  
 Grossman, Rex, B, Indiana 1950  
 Grottkau, Robert, G, Oregon 1959-60  
 Gutowsky, Ace L., B, Okla. Cy. U. 1934-38  
 Hackenbruck, John, T, Oregon St. 1940  
 \*Hackney, Elmer, B, Kansas St. 1942-46  
 Hafen, Bernard, E, Utah 1949-50  
 Hall, John, B, TCU 1942  
 Hall, Tom, E, Minnesota 1962-63  
 Hamilton, Raymond, E, Arkansas 1939  
 Hand, Larry, DE, Appalachian St. 1965-  
 Hanneman, Chuck, E, Mich. Normal 37-41  
 Hansen, Dale, T, Mich. St. 1944, 1948-49  
 Harder, Pat, B, Wisconsin 1951-53  
 Harding, Roger, C, Calif. 1948  
 Hardy, James, QB, USC 1952  
 Harrison, Granville, E, Miss. St. 1942  
 Hart, Leon, E, Notre Dame 1950-57  
 Haverdick, Dave, DE, Morehead St. 1970-  
 Hekkers, George, T, Wisconsin 1947-49  
 Held, Paul, B, San Jose State 1955  
 Helms, John, E, Ga. Tech. 1946  
 Henderson, John, E, Michigan 1965-67  
 Heywood, Ralph, E, USC 1947  
 Hightower, John, E, Sam Houston 1943  
 Hilgenberg, Wally, LB, Iowa 1964-66  
 Hill, Harlon, E, Florence St. 1962  
 Hill, James, B, Tennessee 1951-52  
 Hill, Jimmy, DB, Sam Houston 1965  
 \*Hillman, Bill, B, Tennessee 1947  
 Hinchman, Hubert, B, Butler 1934  
 Hoernschmeyer, Robert, B, Ind. 1950-55  
 Hogland, Doug, G, Oregon State 1958  
 Hollar, John, B, Appalachian St. 1949  
 Hopp, Harry, B, Nebraska 1940-43  
 Howard, William, B, USC 1939  
 Huffman, Vernon, B, Indiana 1937-38  
 \*Hughes, Chuck, WR, Texas El Paso 1970-71  
 \*Hupke, Thomas, G, Alabama 1934-37  
 Hutchison, Elvin, B, Whittier 1939  
 Isselhardt, Ralph, G, Franklin 1937  
 Ivory, Bob, G, Detroit 1947  
 Izo, George, QB, Notre Dame 1965  
 Jaszewski, Floyd, T, Minn. 1950-51  
 Jefferson, William, B, Miss. St. 1941  
 Jenkins, Walter, E, Wayne 1955  
 Jessie, Ron, WR, Kansas 1971-  
 Jett, John, E, Wake Forest 1941  
 Johnson, John "Jack", T, Utah 1934-40  
 Johnson, John Henry, B, Ariz. St. 1957-59  
 Jones, Elmer, G, Wake Forest 1947-48  
 Jones, James, B, Union Tenn. 1946  
 Jones, Ralph, E, Alabama 1946  
 Junker, Steve, E, Xavier 1957, 1959-61  
 Jurkiewicz, Walter, C, Indiana 1946

Kamanu, Lew, DE, Weber St. 1967-68  
 Kaporch, Albert, T, St. Bonaventure 43-45  
 \*Karilivacz, Carl, B, Syracuse 1953-57  
 Karras, Alex, DT, Iowa 1958-62, 64-70  
 Karras, Ted, G, Indiana 1965  
 Karstens, George, C, Indiana 1949  
 Kaska, Anton, B, Ill. Wesleyan 1935  
 Kearney, Jim, DB, Prairie View 1965-66  
 Keene, Robert, B, Detroit 1943-45  
 Kennedy, William, E, Mich. St. 1942, 1944  
 Kent, Greg, DT, Utah 1968  
 Kercher, Richard, B, Tulsa 1954  
 \*Ketzko, Alexander, T, Mich. St. 1943  
 Kipp, James, T, Montana St. 1942  
 \*Kizzire, Lee, B, Wyoming 1937  
 Klewicki, Edward, E, Mich. St. 1935-38  
 Kmetovic, Peter, B, Stanford 1947  
 Knorr, Lawrence, C, Dayton 1942, 45  
 Knox, Sam, G, New Hampshire 1934-36  
 Kopay, Dave, RB, Washington 1968  
 Kopcha, Joseph, G, Chattanooga 1936  
 Kostiuik, Michael, T, Detroit 1945  
 Kowalkowski, Bob, G, Virginia 1966-  
 Krall, Gerald, B, Ohio St. 1950  
 Kramer, Ron, E, Michigan 1965-67  
 Kring, Frank, B, ICU 1945  
 Krol, Joseph, B, W. Ontario 1945  
 \*Krouse, Raymond, T, Maryland 1956-57  
 Kuczinski, Bert, E, Penn. 1943  
 LaLonde, Roger, DT, Muskingum 1964  
 Landry, Greg, QB, Massachusetts 1968-  
 Lane, Dick, DB, Scottsbluff, JC 1960-65  
 LaRose, Dan, T, Missouri 1961-63  
 Lary, Yale, DB, Texas A&M 1952-53, 56-64  
 Lay, Russell, G, Mich. St. 1934  
 Layne, Robert, QB, Texas 1950-58  
 Lear, Leslie, G, Manitoba 1947  
 LeBeau, Dick, DB Ohio State 1959-  
 Lee, Ken, LB, Washington 1971-  
 Lee, Monte, LB, Texas 1963-64  
 LeForce, Clyde, QB, Tulsa 1947-49  
 Lewis, Dan, HB, Wisconsin 1958-64  
 Liles, Elvin, G, Okla A & M 1943-45  
 Lindon, Luther, T, Kentucky 1944-45  
 Linninger, Jack, C, Ohio St. 1950-51  
 Lio, Augustino, G, Georgetown 1941-43  
 Lloyd, Dave, C, Georgia 1962  
 Lomakoski, John, T, W. Mich. 1962  
 Long, Robert, E, UCLA 1955-59  
 Looney, Joe Don, HB, Oklahoma 1965-66  
 Lowe, Gary, B, Mich. State 1957-64  
 \*Lowther, Jackie, B, Detroit 1944  
 Lucci, Mike, LB, Tennessee 1965-  
 Lumpkin, Roy, B, Ga. Tech. 1934  
 Lusk, Bob, C, Wm. & Mary 1956  
 Mackenroth, John, C, N. Dakota 1938  
 Madarik, Elmer, B, Detroit 1945-47  
 Maggiolo, Chick, B, Illinois 1949  
 Magnani, Dante, B, St. Mary's 1950  
 Maher, Bruce, DB, Detroit 1960-67  
 Mains, Gilbert, T, Murray S. 1954-61  
 Malinchak, Bill, E, Indiana 1966-69  
 Mann, Errol, K, North Dakota 1969-  
 Mann, Robert, E, Michigan 1948-49  
 Manzo, Joseph, T, Boston Coll. 1945  
 Margucci, Joseph, B, USC 1947-48  
 Maronic, Stephen, T, N. Carolina 1939-40  
 Marsh, Amos, FB, Oregon St. 1965-67  
 Martin, James, G, Notre Dame 1951-61  
 Martinovich, Phillip, G, C.O.P. 1939  
 Matheson, Jack E, Western Mich. 1943-46  
 Matheson, Riley, G, Texas Mines 1943  
 Mathews, Ned, B, UCLA 1940-43  
 Mathewson, Morley, E, California 1941  
 \*Matisi, Tony, T, Pittsburgh 1938-39  
 Matson, Ollie, FB, San Francisco 1963

Mattiford, John, G, Marshall 1941  
 Maves, Earl, B, Wisconsin 1948  
 Maxwell, Bruce, RB, Arkansas 1970-  
 Mazza, Vincent, E, (No College) 1945-46  
 Mazzanti, Jerry, DE, Arkansas 1966  
 McCambridge, John, DE, NWU 1967  
 McClung, Willie, T, Florida A&M 1960-61  
 McCord, Darris, DE, Tennessee 1955-67  
 McCoy, Joel, B, Alabama 1946  
 McCullouch, Earl, E, USC 1968-  
 McDermott, Lloyd, T, Kentucky 1950  
 McDonald, James, B, Ohio St. 1938-40  
 McElhenny, Hugh, HB, Washington 1964  
 McGraw, Thurman, T, Colo. A&M 1950-54  
 McIlhenny, Donald, B, SMU 1956  
 McInnis, Hugh, E, Miss. Southern 1964  
 McKalip, William, E, Oregon St. 1934, 36  
 \* McLenna, Bruce, HB, Hillsdale 1966  
 McWilliams, William, B, Jordan 1934  
 Melinkovich, Mike, DE, Gray Harbour JC  
 1967  
 Mello, James, B, Notre Dame 1949  
 Messner, Max, LB, Cincinnati 1960-63  
 Mesak, Richard, T, St. Mary's 1945  
 Middleton, David, E, Auburn 1955-60  
 Miketa, Andrew, C, N. Carolina 1954-55  
 Miklich, William, B, Idaho 1948  
 Milano, Arch, E, St. Francis 1945  
 Miller, Robert, T, Virginia 1952-58  
 Miller, Terry, LB, Illinois 1970-  
 Mills, Dick, G, Pittsburgh 1961-62  
 \* Mitchell, Granville, E, Davis-Elkins 1934  
 Mitchell, Jim, DE, Virginia St. 1970-  
 Mitrick, Frank, T, Oglethorpe 1945  
 Momsen, Robert, G, Ohio St. 1951  
 Monahan, Regis, G, Ohio St. 1935-38  
 Montgomery, James, T, Texas A&M 1946  
 Mooney, Ed, LB, Texas Tech 1968-  
 Moore, Denis, T, USC 1967-69  
 Moore, Paul, B, Presbyterian 1940-41  
 Moore, William, B, Loyola 1939  
 Morlock, John, B, Marshall 1940  
 Morrall, Earl, QB, Mich. State 1958-64  
 Morris, Glen, E, Colo. St. 1940  
 Morse, Raymond, E, Oregon 1935-38, 40  
 Moscrip, James, E, Stanford 1938-39  
 Mote, Kelly, E, Duke 1947-49  
 Mugg, Garvin, T, N. Tex. St. 1945  
 Munson, Bill, QB, Utah State 1968-  
 Murakowski, Art, B, Northwestern 1951  
 Myers, Tom, QB, Northwestern 1965-66  
 Nardi, Richard, B, Ohio St. 1938  
 Naumoff, Paul, LB, Tennessee 1967-  
 Nelson, Reed, C, Brigham Young 1947  
 Nelson, Robert, C, Baylor 1941, 45  
 Ninowski, Jim, QB, Mich. State 1960-61  
 Noppenberg, John, B, Miami 1941  
 Nori, Reino, B, No. Ill. State 1937  
 Nott, Douglas, B, Detroit 1935  
 Nowatzke, Tom, FB, Indiana 1965-69  
 Obee, Duncan, C, Dayton 1941  
 O'Brien, William, B, No College 1947  
 Odle, Phil, E, BYU 1968-  
 Olenski, Mitchell, T, Alabama 1947  
 Olszewski, John, FB, California 1961  
 Opalewski, Edward, T, Mich. N. 1943-44  
 Owens, Steve, RB, Oklahoma 1970-  
 Panciera, Donald, B, San Francisco 1950  
 Paolucci, Ben, T, Wayne State 1959  
 Panelli, John, B, Notre Dame 1949-50  
 Parker, Raymond, B, Centenary 1935-36  
 Parson, Ray T, Minnesota 1971  
 Parsons, Lloyd, B, Gustavus Adolphus 1941  
 Patt, Maurice, E, Carnegie Tech 1938  
 Pavelec, Theodore, G, Detroit 1941-43

Pearson, Lindell, B, Okla. 1950  
 Perry, Gerald, T, Calif. 1954, 56-59  
 Peters, Floyd, T, San Francisco St. 1963  
 Peterson, Ken, B, Gonzaga 1936  
 Piepoul, Milton, B, Notre Dame 1941  
 Pietrosante, Nick, B, Notre Dame 1959-65  
 Pifferini, Robert, C, San Jose St. 1949  
 Pingel, John, B, Mich. St. 1939  
 Plum, Milt, QB, Penn State 1962-67  
 \*Polanski, John, B, Wake Forest 1942  
 Poole, Oliver, E, Miss. 1949  
 Prchlik, John, T, Yale 1949-53  
 Prugelman, Mervin, G, Mich. 1947-48  
 Prescott, Harold, E, Hardin-Simmons 1949  
 Presnell, Glenn, B, Nebraska 1934-36  
 Price, Charles, B, Texas A&M 1940-41, 45  
 Quinlan, Bill, DE, Mich. State 1964  
 Rabb, Warren, QB, L.S.U. 1960  
 \*Rabold, Mike, G, Indiana 1959  
 Radovich, William, G, USC 1938-41, 1945  
 Randolph, Clare, C, Indiana 1934-36  
 Ranspot, Keith, E, SMU 1941  
 Rasley, Rocky, G, Oregon St. 1969-  
 Rasmussen, Wayne, DB, S. Dakota St. 64-  
 Reckmack, Raymond, B, Syracuse 1937  
 Reichow, Garet, QB, Iowa 1956-59  
 \*Reeberg, Lucien, T, Hampton Inst. 1963  
 Reese, Lloyd, B, Tenn. 1947  
 Reynolds, Robt., T, Stanford 1937-38  
 Rexer, Freeman, E, Tulane 1944  
 Ricca, James, T, Georgetown 1955  
 Richards, Perry, E, Detroit 1958  
 Richards, Ray, G, Nebraska 1934  
 Richins, Aldo, B, Utah 1935  
 Rifenburg, Richard, E, Mich. 1950  
 Riley, Lee, B, Detroit 1955  
 Ritchhart, Delbert, C, Colo. 1936-37  
 Robb, Joe, DE, TCU 1968-71  
 Robertson, Lake, E, Miss. 1945  
 Robinson, John, DB, Tennessee State  
 1966-67  
 Rockenbach, Lyle, G, Mich. St. 1943  
 Rogas, Daniel, G, Tulane 1951  
 Rogers, William, T, Villanova 1938-40  
 Roskie, Kenneth, B, S. Carolina 1948  
 Rosteck, Ernest, C, (No College) 1944  
 Rote, Tobin, QB, Rice 1957-59  
 Rouse, Stillman, E, Missouri 1940  
 Roussos, Michael, T, Pittsburgh 1949  
 Rowe, Robert, B, Colgate 1934  
 Rubino, Anthony, G, Wake Forest 1943, 46  
 Rush, Jerry, DT, Michigan St. 1965-  
 Russas, Albert, T, Tenn. 1949  
 Russell, Kenneth, T, Bowling Green 57-59  
 Ryan, David, B, Hardin-Simmons 1945-46  
 Ryan, Kent, B, Utah St. 1938-40  
 Rychlec, Tom, E, Am. Int'l 1958  
 Ryder, Nick, FB, Miami 1963-64  
 Salsbury, James, G, UCLA 1955-56  
 Sanchez, John, T, San Francisco 1947  
 Sanders, Charlie, TE, Minnesota 1968-  
 Sanders, Daryl, T, Ohio State 1963-66  
 Sandifer, Daniel, B, LSU 1950  
 Sanzotta, Dominic, B, West. Res. 1942, 46  
 Sarratt, Charles, B, Okla. 1948  
 Sarringhaus, Paul, B, Ohio St. 1948  
 Sartori, Lawrence, G, Fordham 1942, 45  
 Saul, Bill, LB, Penn St. 1970  
 Schibanoff, Alexander, T, Frank-Marsh. 42  
 Schiechl, John, C, Santa Clara 1942  
 Schmidt, Joseph, LB, Pittsburgh 1953-65  
 Schneller, John, E, Wisconsin 1934-35  
 Scholtz, Bob, C, Notre Dame 1960-64  
 Schottel, Ivan, B, NW Mo. St. 1946, 48  
 Schroll, Charles, B, LSU 1950  
 Scott, Clyde, B, Arkansas 1952

Scott, Perry, E, Muhlenberg 1942  
 Self, Clarence, B, Wisconsin 1950-51  
 Seltzer, Harry, B, Morris-Harvey 1942  
 Sewell, Harley, G, Texas 1953-62  
 \*Shepherd, William, B, Westn Md. 1935-40  
 Shoals, Roger, T, Maryland 1965-1970  
 Sieqert, Wayne, T, Illinois 1951  
 Sieminski, Chuck, DT, Penn State 1968  
 Sigillo, Dominic, T, Xavier 1945  
 Simmons, John, C, Detroit 1949-50  
 Simon, Jim, G-T, Miami (Fla.) 1963-65  
 Sinkwich, Frank, B, Georgia 1943-44  
 Sirochman, George, G, Duquesne 1944  
 Slaby, Lou, LB, Pittsburgh 1966  
 Sloan, Dwight, B, Arkansas 1939-40  
 Smith, Bobby, DB, UCLA 1965-66  
 Smith, Harry, T, USC 1940  
 Smith, J. D., T, Rice 1964, 66  
 Smith, J. Robert, Iowa 1949-54  
 Smith, Robert L., B, Texas A&M 1953-54  
 Sneddon, Robert, B, St. Mary's 1945  
 Soboleski, Joseph, T, Michigan 1950  
 Souders, Cecil, E, Ohio St. 1947-49  
 Speelman, Harry, T, Mich. State 1940  
 Spencer, Oliver, T, Kansas 1953, 56, 59-61  
 Spangler, Eugene, B, Tulsa 1946  
 Speth, George, T, Murray St. 1942  
 Stacco, Edward, T, Colgate 1947  
 Stacy, James, T, Okla. 1935-37  
 Stanfel, Richard, G, San Francisco 1952-55  
 Steen, James, T, Syracuse 1935-36  
 Steffen, Jim, B, UCLA 1959-60  
 Stits, William, B, UCLA 1954-56  
 \*Stokes, Lee, C, Centenary 1937-39  
 Stovall, Richard, C, Abilene Christ. 1947-48  
 Stringfellow, Joseph, E, Miss. So. 1942  
 Stuart, Roy, T, Tulsa 1943  
 Studstill, Pat, FL, Houston 1961-67  
 Susic, Stephen, B, Illinois 1947-48  
 Sugar, Leo, E, Purdue 1962  
 Summerall, George, E, Arkansas 1952  
 Swain, Bill, LB, Oregon 1968-69  
 Sweetan, Karl, QB, Wake Forest 1966-67  
 Swiacki, William, E, Columbia 1951-52  
 Szakash, Paul, B, Montana 1938-42  
 Szymanski, Frank, C, Notre Dame 1945-47  
  
 Tassos, Damon, G, Texas A&M 1945-46  
 Taylor, Altie, RB, Utah St. 1969-  
 Thomas, Calvin, G, Tulsa 1939-40  
 Thomas, Russell, T, Ohio St. 1946-49  
 Thomason, James, B, Texas A&M 1945  
 Thompson, Bobby DB, Arizona 1964-68  
 Thompson, Dave, C, Clemson 1971-  
 Thuerk, Owen, E, St. Joseph (Ind.) 1941  
 Todd, Jim, HB, Ball State 1966  
 Tomasetti, Louis, B, Bucknell 1941  
 Tonelli, Anthony, C, USC 1939  
 Topor, Ted, LB, Michigan 1955  
 Torgeson, Lavern, C, Wash. St. 1951-54  
 Tracy, Thomas, B, Tenn. 1956-57  
 Treadway, John, T, Hardin-Simmons 1949  
 Trebotich, Ivan, B, St. Mary's 1944-45  
 Tressa, Thomas, G, Davis-Elkins 1942  
 Triplett, Bill, RB, Miami, O. 1968-  
 Triplett, Wallace, B, Penn. St. 1949-50  
 Tripson, John, T, Miss. St. 1941

Tripucka, Frank, QB, Notre Dame 1949  
 Tsoutsouvas, John, C, Stanford 1940  
 Tully, Darrell, B, E. Texas Tchrs. 1939  
 Turner, Harold, E, Tenn. St. 1954  
 Uremovich, Emil, T, Ind. 1940-42, 1945-46  
  
 Van Horn, Doug, G, Ohio State 1966  
 Van Tone, Arthur, B, Miss. 1943-45  
 Vanzo, Frederick, B, Northwestern 1938-41  
 Vargo, Larry, E, Detroit 1963  
 \*Vaughn, Charles, B, Tenn. 1935  
 Vaughn, Tom, DB, Iowa State 1965-  
 Vezmar, Walter, T, Mich. St. 1946-47  
  
 Wagner, Sidney, G, Mich. St. 1936-38  
 Walker, E. Doak, B, SMU 1950-55  
 Walker, Wayne, LB, Idaho 1958-  
 Walker Willie FL, Tennessee State 1966  
 Walton, Chuck, G, Iowa State 1967-  
 Walton, Larry, WR, Arizona St. 1969-  
 Ward, Elmer, C, Utah State 1935-36  
 Ward, Paul, T, Whitworth 1961-62  
 Ward, William, G, Washington St. 1947-49  
 Walkins, Larry, RB, Alcorn A & M 1969  
 Watkins, Tom, HB, Iowa State 1962-67  
 Watson, Joseph, C, Rice 1950  
 Watt, Joseph, B, Syracuse 1947-48  
 Weatherall, Jim, T, Oklahoma 1959-60  
 Weaver, Charlie, LB, USC 1971-  
 Weaver, Herman, P, Tennessee 1970-  
 Webb, Ken, HB, Presbyterian 1958-62  
 Weber, Richard, B, St. Louis 1945  
 Weger, Mike, DB, Bowling Green 1967-  
 Weiss, Howard, B, Wisconsin 1939-40  
 Welch, Jim, RB, SMU 1968  
 Wells, Warren, E, Texas Southern 1964  
 \*Wetterlund, Chet, B, Ill. Wesleyan 1942  
 Westfall, Robert, B, Michigan 1944-47  
 White, Wilbur, HB, Colo. A & M 1936  
 White, Byron, B, Colo. 1940-41  
 Whitlow, Bob, G-C, Arizona 1961-65  
 Whitsell, Dave, DB, Indiana 1958-60  
 Wiatrak, John, C, Washington 1939  
 Wickett Lloyd, T, Oregon St. 1943, 46  
 \*Wiese, Robert, B, Michigan 1947-48  
 Wiethe, John, G, Xavier 1939-42  
 Williams, Bobby, DB, Central St. 1969-71  
 Williams, Rex, C, Texas Tech. 1945  
 Williams, Sam, DE, Mich. State 1960-65  
 Wilson, Camp, B, Tulsa 1946-49  
 Winkler, Randy, T, Tarleton St. 1967  
 Winslow, Robert, E, USC 1940  
 Wojciechowicz, Alex., C, Fordham 1938-46  
 Wolf, Richard, B, Ark. St. 1955  
 Womack, Bruce, G, W. Tex. St. 1951  
 Woods, Larry, DT, Tennessee State 1971-  
 Wright, John, WR, Illinois 1969  
  
 Yarbrough, Jim, T, Florida 1969-  
 Yepremian, Garo, K, No College 1966-67  
 Yowarsky, Walter, E, Ky. 1955  
  
 Zatkoff, Roger, G, Michigan 1957-58  
 Zawadzka, Jerry, E, Columbia 1967  
 Zimmerman, Leroy, B, San Jose. St. 1947  
 Zofko, Mickey, RB, Auburn 1971-  
 Zuzzio, Anthony, G, Muhlenberg 1942  
 \*Deceased

# 1972 Lions



## SCHEDULE

### PRE-SEASON

Saturday, Aug. 5*	DETROIT	_____	vs. MIAMI*	_____
Saturday, Aug. 12	DETROIT	_____	at Cincinnati	_____
Sunday, Aug. 20	DETROIT	_____	vs. Cleveland	_____
			at Ann Arbor	_____
Friday, Aug. 25*	DETROIT	_____	vs. WASHINGTON*	_____
Friday, Sept. 1	DETROIT	_____	vs. Baltimore	_____
			at Tampa	_____
Sunday, Sept. 10	DETROIT	_____	vs. New England	_____
			at Foxboro	_____

### REGULAR SEASON

Sunday, Sept. 17*	DETROIT	_____	vs. NEW YORK GIANTS*	_____
Sunday, Sept. 24*	DETROIT	_____	vs. MINNESOTA*	_____
Sunday, Oct. 1	DETROIT	_____	at Chicago	_____
Sunday, Oct. 8	DETROIT	_____	at Atlanta	_____
Monday, Oct. 16*	DETROIT	_____	vs. GREEN BAY*	_____
Sunday, Oct. 22*	DETROIT	_____	vs. SAN DIEGO*	_____
Monday, Oct. 30	DETROIT	_____	at Dallas	_____
Sunday, Nov. 5*	DETROIT	_____	vs. CHICAGO*	_____
Sunday, Nov. 12	DETROIT	_____	at Minnesota	_____
Sunday, Nov. 19*	DETROIT	_____	vs. NEW ORLEANS*	_____
Thursday, Nov. 23*	DETROIT	_____	vs. NEW YORK JETS*	_____
Sunday, Dec. 3	DETROIT	_____	at Green Bay	_____
Sunday, Dec. 10	DETROIT	_____	at Buffalo	_____
Sunday, Dec. 17	DETROIT	_____	at Los Angeles	_____

\* at Detroit

BE A DETROIT LIONS MASCOT



**BOYS, 6 TO 13** register in the Detroit  
Lions Shop at all 8 Crowley's stores

**CROWLEY'S**

**REGISTRATION FOR CROWLEY'S  
DETROIT LIONS MASCOT CLUB**

NAME \_\_\_\_\_ AGE \_\_\_\_\_

ADDRESS \_\_\_\_\_ PHONE \_\_\_\_\_

CITY \_\_\_\_\_ Crowley Store Where Entered (check one)

STATE \_\_\_\_\_ ZIP \_\_\_\_\_

- |                                      |                                       |
|--------------------------------------|---------------------------------------|
| <input type="checkbox"/> Downtown    | <input type="checkbox"/> Grand River  |
| <input type="checkbox"/> Westborn    | <input type="checkbox"/> Livonia Mall |
| <input type="checkbox"/> Macomb Mall | <input type="checkbox"/> Farmington   |
| <input type="checkbox"/> Birmingham  | <input type="checkbox"/> New Center   |

**DETROIT LIONS MASCOT CLUB RULES**

- 1 Contest Limited to boys aged 6 to 13
- 2 Only one entry per person
- 3 Drawing to be conducted 9 days prior to each home game
- 4 Two tickets to a Lions home game and a Lions wrist watch awarded to Lions Mascot of the Week.
- 5 Crowley employees and their families are not eligible to enter



# IMPORTED CARS OF ROYAL OAK

FOR YOUR NEW:



124 SPIDER

# **FIAT**

2614 NORTH WOODWARD  
at 12½ Mile Road  
ROYAL OAK MICHIGAN  
phone 549-2086