


1974



DETROIT LIONS

**OFFICIAL
PRESS-RADIO-TV
FACTS BOOK**

1974 NATIONAL FOOTBALL LEAGUE SCHEDULE

SUNDAY, SEPTEMBER 15

DETROIT at Chicago
 Baltimore at Pittsburgh
 Dallas at Atlanta
 Cleveland at Cincinnati
 Los Angeles at Denver
 Miami at New England
 Minnesota at Green Bay
 New York Jets at Kansas City
 Philadelphia at St. Louis
 San Diego at Houston
 San Francisco at New Orleans
 Washington at New York Giants

MONDAY, SEPTEMBER 16

Oakland at Buffalo

SUNDAY, SEPTEMBER 22

MINNESOTA at DETROIT
 Green Bay at Baltimore
 Houston at Cleveland
 Kansas City at Oakland
 Miami at Buffalo
 New England at New York Giants
 New Orleans at Los Angeles
 New York Jets at Chicago
 Pittsburgh at Denver
 St. Louis at Washington
 San Diego at Cincinnati
 San Francisco at Atlanta

MONDAY, SEPTEMBER 23

Dallas at Philadelphia

SUNDAY, SEPTEMBER 29

DETROIT vs. Green Bay
 Atlanta at New Orleans
 Baltimore at Philadelphia
 Chicago at Minnesota
 Cincinnati at San Francisco
 Cleveland at St. Louis
 Kansas City at Houston
 Los Angeles at New England
 Miami at San Diego
 New York Giants at Dallas
 New York Jets at Buffalo
 Oakland at Pittsburgh

MONDAY, SEPTEMBER 30

Denver at Washington

SUNDAY, OCTOBER 6

DETROIT at Los Angeles
 Atlanta at New York Giants
 Baltimore at New England
 Buffalo at Green Bay
 Denver at Kansas City
 Minnesota at Dallas
 New Orleans at Chicago
 Oakland at Cleveland
 Philadelphia at San Diego
 Pittsburgh at Houston
 St. Louis at San Francisco
 Washington at Cincinnati

MONDAY, OCTOBER 7

New York Jets at Miami

SUNDAY, OCTOBER 13

Buffalo at Baltimore
 Chicago at Atlanta
 Cincinnati at Cleveland
 Dallas at St. Louis
 Houston at Minnesota
 Los Angeles vs. Green Bay
 Miami at Washington
 New England at New York Jets
 New Orleans at Denver
 New York Giants at Philadelphia
 Pittsburgh at Kansas City
 San Diego at Oakland

MONDAY, OCTOBER 14

SAN FRANCISCO at DETROIT

SUNDAY, OCTOBER 20

DETROIT at Minnesota
 Baltimore at New York Jets
 Cincinnati at Oakland
 Cleveland at Pittsburgh
 Kansas City at Miami
 New England at Buffalo
 New Orleans at Atlanta
 New York Giants at Washington
 Philadelphia at Dallas
 St. Louis at Houston
 San Diego at Denver
 San Francisco at Los Angeles

MONDAY, OCTOBER 21

Green Bay at Chicago



More publications available at:

www.retroseasons.com/library/

CONTENTS, 1974 LIONS FACTS BOOK

PART 1 — THE CURRENT SEASON, 1974

Who's Who with the 1974 Lions -----	3
1974 Lions Management Biographies -----	4-6
Ticket Information & Stadium Diagram -----	2
Training Camp Depth Charts -----	8
1974 Coaching Staff Data -----	7
1974 Lions Rookies Roster -----	9
Rookie Draft Choices Biographies -----	11-13
1974 Lions Veterans Roster -----	14
Veterans Biographies & Individual Statistics -----	15-37
1974 Lions Draft Choices -----	10

PART 2 — LAST SEASON, 1973

1973 Lions Results & Lions 1973 NFC Rankings -----	38
1973 Lions Team & Individual Statistics -----	39
1973 Lions Season Review, Game-by-Game -----	40-46

PART 3 — THE PAST SEASONS, 1934-1973

All-Time Lions Individual Records -----	50-54
All-Time Lions Team Records -----	56-57
All-Time Lions Player Roster -----	46, 79-83
Lions All-Pro Players & All-Pro Selections by Seasons -----	58
Lions Pre-Season Games Results, 1949-1973 -----	48-49
History of the Detroit Lions & Important Dates -----	84-86
Lions Game-by-Game Record -----	69-73
Lions Year-by-Year Record -----	68
Yearly NFL Standings & Championship Game Details -----	60-67
Lions vs. All Opponents: Game-by-Game & Summary -----	74-78
Lions Pro Bowl Selections -----	59
100-Yard Game Club: Members & Details -----	45, 55
Yearly Attendance Figures -----	73
Past Lions Coaches & Head Coaches Summary -----	47

PART 4 — MISCELLANEOUS INFORMATION & STATISTICS

Lions in Pro Football's Hall of Fame -----	28
Lions in Michigan Sports Hall of Fame -----	27
Thanksgiving Game Series Record -----	56
Lions Most Valuable Players, 1952-1973 -----	34
Lions Longest -----	49
Record Single Home-Game Attendances -----	54
Lions NFL Records—Team & Individual -----	83
Lions 1975 Opponents -----	78

NATIONAL FOOTBALL LEAGUE, 1974 (55th Season)

NATIONAL CONFERENCE

Eastern Division

Dallas
*New York Giants
*Philadelphia
St. Louis
Washington

Central Division

*Chicago
DETROIT
*Green Bay
*Minnesota

Western Division

Atlanta
*Los Angeles
*New Orleans
*San Francisco

AMERICAN CONFERENCE

Eastern Division

Baltimore
Buffalo
Miami
New England
New York Jets

Central Division

*Cincinnati
Cleveland
Houston
Pittsburgh

Western Division

*Denver
Kansas City
*Oakland
San Diego

*Lions 1974 Opponents

LIONS TICKET INFORMATION

Season Tickets—The sale, billing and processing of all Detroit Lion season tickets is now done by a system of automated computers. Please call 965-6630 for any season ticket information. There are 51,088 reserved seats at Tiger Stadium.

Season Ticket Sales Chart by Years—

1948—6,842	1955—36,434	1961—39,501	1967—40,404
1949—7,201	1956—36,586	1962—35,693	1968—40,018
1950—8,685	1957—39,844	1963—36,409	1969—40,049
1951—10,094	1958—42,154	1964—37,218	1970—39,823
1952—17,554	1959—41,029	1965—38,758	1971—42,565
1953—21,606	1960—39,153	1966—38,355	1972—44,742
1954—28,553			1973—45,560*

Single Game Tickets—Reserved seat tickets for any of the individual games (pre-season and regular season) are available at the Lions ticket office, 1401 Michigan Ave., one block east of Tiger Stadium.

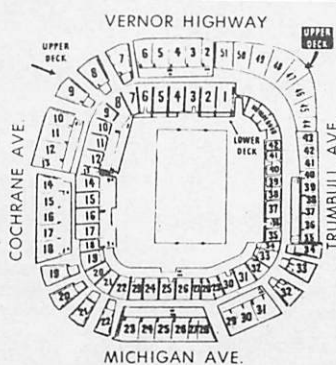
Upper deck reserved seats are \$8.50 each; lower deck reserved seats are \$7.50 each while reserved seats in the upper deck Coaches Corner also are \$7.50.

3,000 unreserved seats are priced at \$4.00 each. These tickets are sold at the Lions ticket office starting at 9:00 a.m. on the Monday before each home game. No mail orders.

Due to the large season ticket sale, it is impossible to put large groups in the same area.

Mail Orders—Tickets to all Lion home games can be obtained by sending a check or money order covering the amount of the desired number of tickets. Please include a self-addressed stamped envelope and mail to: Detroit Lions, Inc., 1401 Michigan Ave., Detroit, Mich. 48216. It is advisable when ordering by mail to include an alternate game should your primary game be sold out. (Only \$7.50 tickets are available in this manner.)

Press Tickets—Certified press, radio and television representatives should address requests for working press tickets to Lyall Smith, 1401 Michigan Ave., Detroit, Mich. 48216 or call either Smith or Elliott Trumbull at 965-6644.



TIGER STADIUM

HOME OF THE LIONS

Upper Deck
Reserved Seats \$8.50

Lower Deck
Reserved Seats \$7.50

FOR TICKET INFORMATION CALL
965-6630

WHO'S WHO WITH THE 1974 DETROIT LIONS

1401 Michigan Avenue, Detroit, MI 48216

(313) 965-6644

ADMINISTRATIVE STAFF

Owner & President	William Clay Ford
Executive Vice President & General Manager	Russell Thomas
Senior Vice President	Edwin J. Anderson
Assistant General Manager	Rogers Lehew
Publicity Director & Business Manager	Lyll Smith
Secretary & Legal Counsel	Fred C. Nash
Treasurer	Newton S. Peters
Assistant Treasurer	Magda Kende
Assistant Publicity Director	Elliott Trumbull
Box Office Treasurer	Maurie Schubot
Player Personnel Director	Jerry Neri

COACHING AND TRAINING STAFF

Head Coach	Don McCafferty
Assistant Coach (defense)	Bob Hollway
Assistant Coach (defense)	Eddie Khayat
Assistant Coach (defense)	John Meyer
Assistant Coach (offense)	Raymond Berry
Assistant Coach (offense)	Rick Forzano
Assistant Coach (offense)	Leon McLaughlin
Trainer	Kent Falb
Assistant Trainer	Bruce Scott
Equipment Manager	Roy (Friday) Macklem
Assistant Equipment Manager	Dan Jaroszewich
Team Physician	Dr. Edwin R. Guise

OFFICE PERSONNEL

Receptionist	Norma Curry
Secretary (Mr. Ford & Mr. Anderson)	Claire Travis
Secretary (Mr. Thomas & Mr. Lehew)	Julie Hayes
Secretary (Mr. Smith & Mr. Trumbull)	Kim Darcy
Secretary (Mr. Neri and Coaches)	Martha Jones
Accountant	Frank Nardoni
Box Office Secretary	Vera Lum
Assistant Box Office Treasurer	Fred Otto
Night Office Manager	Otis Canty

SPECIAL ACTIVITIES

Entertainment Director	Harold Arnoldi
Field Activities Coordinator	John Abbate
Public Address Announcer	Joe Gentile
Press Box Chief	Dan Walton
Statistics Crew Chief	Jim Huddleston
Movie Photographers	John and Fred Potter
Game Photographer	George Gellatly
Radio Play-by-Play Men	Van Patrick and Bob Reynolds
Originating Radio Station	WJR (760)
Team Colors	Honolulu Blue & Silver
Fight Song	"Gridiron Heroes" by Dr. Graham Overgard
Stadium Band	Austin-Moro Band

WILLIAM CLAY FORD

President



As owner-president, he daily is in his offices directing the over-all operations of the Lions.

As one of their longtime fans, he always is in the stands when they play a game.

His goals . . . both as fan and owner-president . . . are the same: To win the championship of the National Football League.

He has been a club official since 1956 when he became a director. He has been president since 1961 and owner since 1964.

He has been a Lions' fan since his father, the late Edsel Ford, took him to old U-D Stadium for one of the team's first games after the local franchise had been transferred from Portsmouth, Ohio, to Detroit.

Every day is a full one. In addition to his football duties and his activities in national and local civic organizations, he also is deeply involved in the automotive industry as a director of the Ford Motor Company and vice-president Product Design.

As grandson of the late Henry Ford, who founded the company, he is a native Detroitier and the youngest of four children.

He served two years in the Naval Aviation corps during World War II, then enrolled at Yale University where he received a bachelor of science degree in 1949. After working on the Ford Motor Company sales and advertising staff, he became a member of the committee that negotiated the company's 1949 UAW-CIO contract.

In succeeding years, he was quality control manager for Lincoln-Mercury's jet engine defense project, vice president and general manager of the Continental division that produced the Continental Mark II, and then became a company director with responsibility for corporate product planning and design.

Among his numerous positions as a community leader, he is chairman of the board of the Henry Ford Museum and Greenfield Village, secretary-treasurer of Henry Ford Hospital, president of the Edsel B. Ford Institute for Medical Research, the Michigan Heart Association and the Eisenhower Medical Center, and a director of the National Tennis Hall of Fame and the United Foundation of Detroit. He served four years as national campaign chairman of the United Cerebral Palsy Foundation and is a trustee of Hotchkiss School, Lakeville, Conn.

He was honored in early 1973 as recipient of the Man and Boy Award presented by the Boys' Clubs of Metropolitan Detroit for his many un-publicized contributions to youngsters in Detroit and adjacent communities. An avid sports enthusiast, he played varsity tennis and soccer at Yale, is a low handicap golfer and possesses an un-yielding determination to bring a professional football championship to Lion fans.

Mr. Ford is married to the former Martha Firestone of Akron, Ohio. They have three daughters and one son. The Fords reside in Grosse Pointe Shores.

RUSSELL THOMAS

Executive Vice President and General Manager




He played football. He coached. He has more than 20 years of administrative experience in the National Football League.

The day-by-day job of handling the countless decisions and minute details involved in the operation of a professional football club demand such a background.

He was an All-American lineman at Ohio State under Coach Paul Brown and starred on a national championship team before playing for the Detroit Lions (1946-49). His pro career was ended by severe knee surgery and he coached at St. Bonaventure College before re-joining the Lions as an assistant coach (1952-53).

In addition to field coaching duties, he was in charge of scouting rival NFL teams, evaluating college prospects and negotiating player salaries. In 1964, he was named director of player personnel and two years later was appointed general manager. In 1972, he was given additional duties as executive vice president in charge of over-all club operation.

He was an All-State prep football and track star in West Virginia before enrolling at Ohio State. Thomas and his wife, Dorothy, became permanent Detroit-area residents 28 years ago. They have two sons, John and Jim.



EDWIN J. ANDERSON

Senior Vice President

He has served the Lions in important executive capacities for more than a quarter-century for a record shared by few in the National Football League.

Although a Lion fan from their earliest days in Detroit, he did not become associated with the club until 1948 when he put together a group of local business-sportsmen who purchased the franchise from the late Fred Mandel of Chicago. He was elected president the following year and held that title for 12 seasons in addition to general managership duties.

A football collegiate standout at Beloit College, he is active in local civic and fraternal organizations and held many prominent positions in the Detroit-area. He has performed a vital role in the construction of the new Pontiac Metropolitan Stadium scheduled for use by the Lions in 1975.

Prominent in sales and advertising fields with some of the nation's largest corporations, he was president of a local brewery for many years. Anderson and his wife, Sunny, reside in Bloomfield Hills. They have a daughter, Merny (Mrs. Richard Williams).

DON McCafferty, Head Coach



His coaching career spans the past 25 years. But he's looking ahead . . . not back.

The McCafferty philosophy stresses the fact that "What happened, happened. What's more important is to shake off the bad and improve on the good. . . ."

He played collegiate football at Ohio State as lineman and end, was a standout on the Bucks' national titlist team in 1942. He played Army ball three years, saw end duty with the New York Giants and then coached 10 years at Kent State in his native Ohio before joining the Baltimore Colts as a coach in 1959.

He was receiver coach before taking over the offensive backfield prior to becoming the Colts' head coach in 1970 and leading them into the Super Bowl with an 11-2-1 record and out of it with a victory over Dallas.


His record at Baltimore was a spectacular 26-11-2 and included a strong bid for a second straight Super Bowl trip which was nipped in the AFC title game in 1971.

As he strides into his second year as coach of the Lions, he does not disguise his disappointment over the 6-7-1 record in 1973. "It was frustrating for everyone. But that's all behind us. Most important is that none of us makes the same mistakes in the new season."

The towering 6-5, 250-pounder, and his six-man coaching staff, own a combined total of 105 years of coaching experience, including 49 in the NFL. Five of the seven have been head coaches, three in the NFL.

McCafferty and his wife, June, reside in West Bloomfield. They have four children: Jaclyn (Mrs. Fred Brown), Donald, Bill and Lisa.

ROGERS H. LEHEW, Assistant General Manager



The newest member of the Lions' administrative staff (1974) is a Texan who coached in Oklahoma before spending the last 14 years as an executive of the Calgary Stampeders in the Canadian Football League.

He spent two years in the Air Force after receiving his Master's degree at the University of Tulsa in 1951, coached an undefeated high school football team before joining the Tulsa coaching staff for seven seasons.

He went to Calgary as a coach and assistant general manager in 1960 and was named general manager in 1964. During his 14 years with the Stampeders, his teams were in the Conference Playoffs 11 times, won three Conference titles and were Grey Cup champions in 1971.

LeheW, and wife, Joan, are Detroit-area residents with their two sons, twins Larry and Garry, who attend the University of Windsor. A married daughter, Lora, resides in Calgary.

1974 LIONS COACHING STAFF

DON McCAFFERTY, Head Coach



Born: March 12, 1921 (53), Cleveland, Ohio
College: Ohio State, 1940-47 (3 yrs. in Army)
Position: End, 1941 and 1942 (National Championship Team)
Pro Playing Career: New York Giants, 1946—receiver
Attended Kent State University, 1949-52
Degrees: BS in Education, OSU, 1947; Masters in Education, KSU, 1952
College Coach: Kent State, 1949-58 (assistant)
Pro Coach: Baltimore Colts, 1959-62 (receiver coach under Weeb Ewbank); 1963-69 (offensive backfield coach under Don Shula); and Colts, 1970-72 (head coach—released after 5 games in '72)
Family: Wife, June; 2 daughters, Jaclyn and Lisa; 2 sons, Donald and Bill

RAYMOND BERRY, Receiver Coach



Born: February 27, 1933 (41), Corpus Christi, Texas
College: Southern Methodist University, 1951-55
Position: Offensive End, 1953-54
Pro Playing Career: Baltimore Colts, 1955-67 (13 years)
Member, Pro Football Hall of Fame (elected 1973)
Coaching Career: Dallas Cowboys, 1968-69; Arkansas, 1970-72
Family: Wife, Sally; 2 daughters, Suzanne 9 and Ashley 4; son, Mark 7

RICK FORZANO, Offensive Backfield Coach



Born: November 20, 1928 (45), Akron, Ohio
College: Kent State, 1947-51
Coaching Career: Wooster, 1956; Kent State, 1957-58; Navy, 1959-63; Connecticut (head coach), 1964-65; St. Louis Cardinals, 1966-67; Cincinnati Bengals, 1968; Navy (head coach), 1969-72
Family: Wife, Betty; 2 daughters, Stacey 14 and Kristie 12; son, Ricky 11

BOB HOLLWAY, Defensive Backfield Coach



Born: January 29, 1926 (48), Ann Arbor, Michigan
College: University of Michigan, 1946-50
Position: Defensive End
Coaching Career: Maine, 1951-52; Eastern Michigan, 1953; Michigan, 1954-65; Minnesota Vikings, 1967-70; St. Louis Cardinals (head coach), 1971-72
Family: Wife, Colleen; 4 sons, Mike 21, Bob 17, Bruce 15 and Bill 13; 2 daughters, Ann 19 and Kathleen 18

EDDIE KHAYAT, Defensive Line Coach



Born: September 14, 1935 (38), Moss Point, Mississippi
College: Tulane, 1955-56
Position: Offensive End; Defensive End
Pro Playing Career: Washington Redskins, 1957, 1962-63; Philadelphia Eagles, 1958-61, 1964-65; Boston Patriots, 1966
Coaching Career: New Orleans Saints, 1967-70; Philadelphia, 1971-72 (head coach, final 11 games of '71, all of '72)
Family: Wife, Deborah; 2 sons, Eddie, Jr. 4 and William 1

LEON McLAUGHLIN, Offensive Line Coach



Born: May 30, 1925 (49), San Diego, California
College: UCLA, 1946-49
Position: Center & Linebacker
Pro Playing Career: Los Angeles Rams, 1949-53
Coaching Career: Washington State, 1956; Santa Monica High (head coach), 1957-58; Stanford, 1959-65; Pittsburgh Steelers, 1966-68; San Fernando State, 1969-70; Los Angeles Rams, 1971-72
Family: Wife, Jacqueline; 3 sons, Steve 22, Bruce 20 and Scott 15; daughter, Marilyn 17

JOHN MEYER, Linebacker Coach



Born: February 20, 1942 (32), Chicago, Illinois
College: Notre Dame, 1960-64
Position: Linebacker
Pro Playing Career: St. Louis Cardinals, 1965; Houston Oilers, 1966
Coaching Career: Houston, 1967-68; New England Patriots, 1969-72
Family: Wife, Loretta; 3 daughters, Tracey 6, Courtney 4 and Blake 1

1974 LIONS TRAINING CAMP DEPTH CHARTS

OFFENSE

WR Jessie — McCullouch — Wakefield* — Douglas* — Parker*
LT Yarbrough — Jolley
LG Walton — Rasley — Wells*
C Flanagan — Evans — Rothwell*
RG Kowalkowski — Dennis — Davis* — Bonica*
RT Freitas — Haggerty
TE Sanders — Brady — Blair*
WR Walton — Barnes — O'Brien — Pickard*
QB Landry — Munson — Cappleman
RB Owens — Crosswhite — Hooks — Wooley*
RB Taylor — Zofko — Bussey* — Burden*

DEFENSE

LE Sanders — Mitchell
LT Orvis — Small
RT Bell — Price — Howard*
RE Hand — Temple* — Kiebach*
LLB Naumoff — Hennigan — Scholtens*
MLB Laslavic — Denimarck*
RLB Weaver — O'Neil*
LCB Barney — Thrower — Wilson*
RCB Johnson — Redmond — Davis — Jones*
SS Weger — Potts — Capria* — Frohbose*
FS Jauron — Wyatt — Rasmussen

SPECIALISTS

Punters . . Weaver — Cappleman
Kickers . . Mann — O'Brien — Herrera* — Douglas*
*Rookie

1974 LIONS ROOKIES ROSTER

NO.	NAME	POS.	HT.	WT.	BIRTHDATE	COLLEGE	ROUND DRAFTED
10	Arthur, Bruce	QB	5-11	190	2-22-51	Toledo	FA
71	Bearden, Dennis	G	6-2	245	3-22-50	Utah	FA
81	Blair, T.C.	WR	6-4	220	8- 4-51	Tulsa	11
78	Bonica, Chuck	G	6-1	270	1-26-50	Ohio State	FA
33	Briggs, Mel	DB	5-9	180	3- 3-51	Boston College	FA
32	Burden, Willie	RB	5-11	200	7-21-51	N. Carolina State	6
38	Bussey, Dexter	RB	6-1	195	3-11-52	Texas	3
						Arlington	
44	Capria, Carl	S	6-3	185	6- 8-52	Purdue	5
62	Davis, Jimmie	G	6-5	235	1-17-52	Alcorn A&M	6a
16	Davis, Steve	K	5-9	160	6- 2-47	Asbury	FA
53	Denimarck, Mike	LB	6-2	225	12-25-50	Kansas Emporia	8
92	Douglas, Bob	WR	5-9	160	7-30-51	Central State	FA
						(Ohio)	
39	Frohbose, Bill	DB	6-0	185	5-20-52	Miami (Florida)	FA
15	Herrera, Efren	K	5-9	190	7-30-51	UCLA	7
70	Howard, Billy	DT	6-4	245	7-17-50	Alcorn A&M	2
79	Kiebach, Ralph	DE	6-2	250	10-11-49	Western Michigan	FA
14	Korsnick, Pat	QB	6-1	195	6-12-50	N. Carolina State	FA
55	O'Neil, Ed	LB	6-3	245	9- 8-52	Penn State	1
31	Parker, Rayford	WR	6-1	190	2- 8-49	Alabama State	FA
91	Pickard, Bob	WR	6-0	190	9- 3-52	Xavier	FA
57	Putnal, Steve	LB	6-2	220	6-28-51	Georgia Tech	FA
65	Rothwell, Fred	C	6-3	235	10-18-52	Kansas State	13
61	Scholten, Bruce	LB	6-0	225	3-22-52	Central College	FA
						(Iowa)	
90	Wakefield, Mark	WR	6-4	190	7- 3-50	Tampa	12
68	Wells, John	G	6-4	230	5- 9-51	Kansas State	15
41	Wilson, Myron	CB	6-0	200	11-19-51	Bowling Green	16
43	Wooley, David	RB	6-2	210	8-22-52	Central State	10
						(Okla.)	

ADDITIONAL PLAYERS INFORMATION

LIONS 1974 DRAFT CHOICES

Choice	Round	Name	Position	Choice	Round	Name	Position
1st	1st	Ed O'Neil	LB	9th	10th	David Wooley	RB
2nd	2nd	Billy Howard	DT	10th	11th	T. C. Blair	TE
3rd	3rd	Dexter Bussey	RB	11th	12th	Mark Wakefield	WR
4th	5th	Carl Capria	DB	12th	13th	Fred Rothwell	C
5th	6th	Willie Burden	RB	13th	14th	David Jones	DB
6th	6th	Jimmie Davis	G	14th	15th	John Wells	G
7th	7th	Efren Herrera	K	15th	16th	Myron Wilson	DB
8th	8th	Mike Denimarck	LB	16th	17th	Collis Temple	DE

ADDITIONAL PLAYERS INFORMATION

BEFORE THEY WERE THE LIONS . . .

Detroit Heralds, 1920-21

(1920: no standings kept)

(1921: 1-7-1)

Detroit Panthers, 1925-26

(1925: 8-2-2)

(1926: 4-6-2)

Detroit Wolverines, 1928

(1928: 7-2-1)

Portsmouth Spartans, 1930-33

(1930: 5-6-3)

(1931: 11-3-0)

(1932: 6-2-4)

(1933: 6-5-0)

DETROIT LIONS, 1934-

T. C. BLAIR

Tight End—Tulsa

Ht. 6-4, Wt. 220 (Drafted on 11th round, 1974)

Born—Ann Arbor, Michigan, Aug. 4, 1951

East Lansing product who was All-State basketball star before turning to football at Tulsa. Banged up knee as soph and didn't hit stride until 1973. Caught 23 passes for 505 yards with 21.9 yard average. Long-gainer of 60 yards. Fine blocker. All-Conference last year. Academic All-American with B-plus average in business ad.

WILLIE BURDEN

Running Back—North Carolina State

Ht. 5-11, Wt. 200 (Drafted on 6th round, 1974)

Born—Longwood, North Carolina, July 21, 1951

Holds most of school's rushing records. Gained 1,014 yards last year as leading runner in strong Atlantic Coast Conference. Named Player-of-Year in conference vote. All-Conference choice in last two seasons. Ran for 2,529 yards in three seasons. Gained 198 yards in first game he played and picked up 188 in career finale. Carried exactly 500 times as collegian but dropped behind line for loss only six times. 23 touchdowns, 56 pass catches. Powerful hitter with quickness. Played in Liberty Bowl and North-South Shrine Game. All-State prep at Raleigh, N. C.

DEXTER BUSSEY

Running Back—Texas Arlington

Ht. 6-1, Wt. 195 (Drafted on 3rd round, 1974)

Born—Dallas, Texas, March 11, 1952

Gained over 3,000 yards in total offense including 1,843 as runner in three seasons. Averaged 31.6 yards on kickoff returns as junior and 23 yards last year. Slowed by ankle injury as soph but still was third best rusher. Slow start as junior (gained just 67 yards in first five games) but then caught fire to run for 795 in final five for 132 yards per game. Good receiver. Unanimous All-Conference pick last two years with :04.5 speed in 40-yard sprint. Longest touchdown run was 73 yards. Team captain 1973. Strong blocker.

CARL CAPRIA

Defensive Back—Purdue

Ht. 6-3, Wt. 185 (Drafted on 5th round, 1974)

Born—Bronx, New York, June 8, 1952

One of the fastest defensive backs in nation with 9.5 in 100 and 6.2 in 60. All-America track team pick. Holds Purdue record in touchdown-saves with 15 despite missing five games in 1972 with foot injury. Broke up 23 passes in three seasons, just two off record set by Tim Foley, now with Dolphins. Averaged 19 yards on punt returns. Won 8 letters as N.Y. prep. Named to list of Outstanding College Athletes. Logged more playing time in Purdue career than any man on squad.

JIMMIE DAVIS

Guard—Alcorn A&M

Ht. 6-5, Wt. 235 (Drafted on 6th round, 1974)

Born—Monticello, Mississippi, Jan. 17, 1952

Played three seasons at Alcorn after All-State prep career in football, baseball and track at Monticello, Miss. All-Conference 1st team in 1973. Jumped from 210 pounds as soph to current 235 and still growing. Called fine blocker. Height (6-5) gives him added abilities as offensive lineman. Has speed to go with size.

MIKE DENIMARCK

Linebacker—Kansas Emporia

Ht. 6-2, Wt. 225 (Drafted on 8th round, 1974)

Born—Brooklyn, New York, Dec. 25, 1950

Capped four-year career as starter in 1973 with First Team NAIA All-America selection. First team All-Conference two seasons. Team captain in 1972 and 1973. Credited with 129 solo tackles and 95 assists last two years. Called "strongest athlete in school history." Punishing tackler with speed and durability.

EFREN HERRERA

Kicker—UCLA

Ht. 5-9, Wt. 200 (Drafted on 7th round, 1974)

Born—Guadalajara, Mexico, July 30, 1951

Soccer-style kicker who led nation in kick-scoring in 1973. Strong leg with abilities for long kickoffs. Booted 48-yard field goal at UCLA. Converted 121 of 127 extra points in three-year career and clicked on 24 of 47 field goal attempts for total of 193 points. Had streak of 48 conversions before miss. Holds many PAC-8 records.

BILLY HOWARD

Defensive Tackle—Alcorn A&M

Ht. 6-4, Wt. 245 (Drafted on 2nd round, 1974)

Born—Clarksdale, Mississippi, July 17, 1950

Rated one of strongest pass-rushers in the nation last season after four years as Alcorn regular. Credited with 10 quarterback sacks in one game. Led team in unassisted tackles. All-America ratings in 1973. All-Conference as junior and senior. Good speed and strength. Outstanding ability to hand-fight defenders for opposing backfield penetration. Prep standout at Clarksdale, Miss. Has always played same defensive line position in high school and college.

ED O'NEIL

Linebacker—Penn State

Ht. 6-3, Wt. 245 (Drafted on 1st round, 1974)

Born—Warren, Pennsylvania, Sept. 8, 1952

Lions' first choice was a 1973 All-American after three outstanding seasons at Penn State. Named team captain last year. Excellent speed with abilities to play either middle or outside posts. Six interceptions and led team in tackles as junior. Was high on tackle-list last year despite missing two early games with wrist injury. Returned punt 54 yards for score as sophomore and had 66-yard interception return last year. Coach Joe Paterno of Penn State says, "Ed has every quality of an outstanding linebacker with great speed and hitting abilities." Was defensive halfback as sophomore but switched to linebacker in mid-season. Sixth straight Penn State linebacker to win All-America honors. Captained football, basketball and track teams as prep (Warren, Pa.).

FRED ROTHWELL

Center—Kansas State

Ht. 6-3, Wt. 240 (Drafted on 13th round, 1974)

Born—Lafayette, Indiana, Oct. 8, 1952

Anchored KSU line last three years. Good snapper and strong blocker with speed. Voted MVP on offense. All-Conference selection last year. Prep standout at Gainesville, Fla. as center and middle linebacker with All-State honors.

MARK WAKEFIELD

Wide Receiver—Tampa

Ht. 6-4, Wt. 190 (Drafted on 12th round, 1974)

Born—Indianapolis, Indiana, July 3, 1950

Top receiver in school history with 118 catches for 1,975 yards and 11 touchdowns. Started every game in four years. Holds Tampa Stadium record of 93-yard touchdown pass vs. Mississippi. Starred in Tangerine Bowl victory. Voted MVP in 1973 by players, won Coaches' Award and Writers' Award to sweep honors first time in Tampa history. Prepped at Ft. Lauderdale. P.E. Major.

JOHN WELLS

Guard—Kansas State

Ht. 6-4, Wt. 230 (Drafted on 15th round, 1974)

Born—Huntington Park, California, May 9, 1951

Captained KSU as senior. Three-year letterman who started at tackle but was switched to guard early in soph season because of speed and pull-out blocking abilities. All-Conference prep from Calif.

MYRON WILSON

Defensive Back—Bowling Green

Ht. 6-0, Wt. 200 (Drafted on 16th round, 1974)

Born—Pattison, Mississippi, Nov. 19, 1951

Three-year letterman at Bowling Green with seven interceptions and 184 tackles. Second team All-Conference. Has quickness and speed. Was receiver two years at Glenville High in Cleveland.

DAVID WOOLEY

Running Back—Central State, Oklahoma

Ht. 6-2, Wt. 210 (Drafted on 10th round, 1974)

Born—Plainview, Texas, Aug. 22, 1952

All-Conference First Team last two seasons. Gained 877 yards rushing as junior and 572 last year after early season injury for two-year total of 1,499 on 299 carries and 4.8 average. Kickoff returns good for 20.5 average. Explosive runner with speed and balance. Played two years at Northeastern A&M J.C. Prep star at Plainview, Texas.

1974 LIONS VETERANS ROSTER

NO.	NAME	POS.	HT.	WT.	AGE	NFL		COLLEGE
						EXP*		
86	Barnes, Al	WR	6-1	170	25	4		New Mexico State
20	Barney, Lem	CB	6-0	190	28	8		Jackson State
73	Bell, Bob	DT	6-4	250	26	4		Cincinnati
87	Brady, John	TE	6-3	215	23	1		Washington
17	Cappleman, Bill	QB	6-3	210	27	3		Florida State
35	Crosswhite, Leon	RB	6-2	215	23	2		Oklahoma
29	Davis, Ben	CB	5-11	180	28	7		Defiance College
60	Dennis, Guy	G	6-2	255	27	6		Florida
51	Evans, Mike	C	6-5	250	28	7		Boston College
54	Flanagan, Ed	C	6-3	245	30	10		Purdue
76	Freitas, Rockne	T	6-6	270	28	7		Oregon State
77	Haggerty, Mike	T	6-3	245	28	8		Miami (Florida)
74	Hand, Larry	DE	6-4	250	34	10		Appalachian State
58	Hennigan, Mike	LB	6-2	210	22	2		Tennessee Tech
30	Hooks, Jim	RB	5-11	225	22	2		Central St. (Okla)
26	Jauron, Dick	S	6-0	190	23	2		Yale
89	Jessie, Ron	WR	6-0	185	26	4		Kansas
23	Johnson, Levi	CB	6-3	190	23	2		Texas A&I
64	Jolley, Gordon	T	6-5	250	25	3		Utah
66	Kowalkowski, Bob	G	6-3	240	30	9		Virginia
11	Landry, Greg	QB	6-4	210	27	7		Massachusetts
52	Laslavic, Jim	LB	6-2	230	22	2		Penn State
12	Mann, Errol	K	6-0	200	33	7		North Dakota
25	McCullouch, Earl	WR	5-11	175	28	7		Southern Cal
83	Mitchell, Jim	DE	6-4	250	25	5		Virginia State
19	Munson, Bill	QB	6-2	210	32	11		Utah State
50	Naumoff, Paul	LB	6-1	215	29	8		Tennessee
45	O'Brien, Jim	WR-K	6-0	195	27	5		Colorado
80	Orvis, Herb	DT	6-5	240	27	3		Cincinnati
36	Owens, Steve	RB	6-2	215	26	5		Oklahoma
72	Price, Ernie	DT	6-4	255	23	2		Texas A&I
67	Rasley, Rocky	G	6-3	255	27	5		Oregon State
47	Rasmussen, Wayne	S	6-2	180	32	10		South Dakota State
46	Redmond, Rudy	CB	6-1	190	26	5		Pacific
88	Sanders, Charlie	TE	6-4	225	27	7		Minnesota
82	Sanders, Ken	DE	6-5	240	23	3		Howard Payne
84	Small, John	DT	6-4	260	27	5		Citadel
42	Taylor, Altie	RB	5-10	200	26	6		Utah State
21	Thrower, Jim	CB	6-2	195	25	5		East Texas State
63	Walton, Chuck	G	6-3	255	33	8		Iowa State
49	Walton, Larry	WR	6-0	185	27	6		Arizona State
59	Weaver, Charlie	LB	6-2	218	24	4		Southern Cal
18	Weaver, Herman	P	6-4	210	25	5		Tennessee
28	Weger, Mike	S	6-2	200	28	8		Bowling Green
40	Wyatt, Doug	S	6-1	195	27	5		Tulsa
75	Yarbrough, Jim	T	6-5	265	27	6		Florida
34	Zofko, Mickey	RB	6-1	195	25	4		Auburn

#AGE—As of July 15

*NFL Exp.—Years in NFL including 1974.

AL BARNES


Wide Receiver—New Mexico State—4th Year

Ht. 6-1, Wt. 170 (Acquired from Dallas, '71)

Born—Los Angeles, California, July 4, 1949

PRO: Started one game last season as receiver and grabbed three passes, including 23-yard touchdown, in 12th game vs. Chicago . . . Saw action in 11 games on special teams . . . In two years as "spot" receiver has caught 7 passes for 101 yards and two touchdowns . . . Fine speed and moves.

PERSONAL: Standout receiver at New Mexico State after high school career at Pasadena, Calif. . . . Signed by Dallas as free agent in 1971 and traded to Detroit . . . Activated for seven games in rookie season (1971) but didn't see game action until 1972 opener . . . Wears contact lenses . . . Married, wife, Kay.



86

RECEIVING

YEAR	GP	NO	YDS	AVE	LG	TD
1971	0	(DNP)				
1972	9	4	58	14.5	17	1
1973	11	3	43	14.3	23t	1
Totals	20	7	101	14.4	23t	2

LIONS FIRST SIX DRAFT CHOICES, 1960-1973

1973

Ernie Price, Leon Crosswhite, John Brady, Jim Laslavic, Levi Johnson, Mike Hennigah.

1972

Herb Orvis, Ken Sanders, Charles Potts, Charles Stoudamire, Henry Stuckey, Bill McClintock.

1971

Bob Bell, Dave Thompson, Charlie Weaver, Al Clark, Larry Woods, Pete Newell.

1970

Steve Owens, Ray Parson, Jim Mitchell, Bob Parker, Tony Terry, Ken Geddes.

1969

Altie Taylor, Jim Yarbrough, Larry Walton, Jim Carr, Rocky Rasley, Bob Bergum.

1968

Greg Landry, Earl McCullouch, Jerry DePoyster, Charlie Sanders, Ed Mooney, Phil Odle.

1967

Mel Farr, Lem Barney, Paul Naumoff, Lew Kemanu, Tim Jones, John McCambridge.

1966

Nick Eddy, Bill Malinchak, Doug Van Horn, Willie Walker, Bill Cody, Wayne DeSutter.

1965

Tom Nowatzke, Jerry Rush, Fred Biletnikoff, Tom Myers, John Flynn, Tommy Vaughn, Ed Flanagan.

1964

Pete Beathard, Matt Snorton, Gerry Philbin, Pat Batten, Wally Hilgenberg, Ben Nelson.

1963

Daryl Sanders, Roy Williams, Chuck Walton, Don King, John Gamble, Dennis Gaubatz.

1962

John Hadl, Ed Wilson, Bobby Thompson, John Lomakoski, Larry Ferguson, Dan Birdwell.

1961

Dan LaRose, Houston Antwine, Ron Hartline, Earl Faison, Larry Muff, Bob Brooks.

1960

John Robinson, Warren Rabb, Bob Scholtz, Jim Andreotti, Gail Cogdill, Jim Norton.



LEM BARNEY

Defensive Back—Jackson State—8th Year

Ht. 6-0, Wt. 190 (Drafted '67, No. 2)

Born—Gulfport, Mississippi, Sept. 8, 1945

PRO: Owns impressive figures for 7 NFL seasons by averaging 26.7 yards every time he ran with an intercepted pass, punt return or kickoff return . . . Picked off 4 passes last year to give him total of 42 . . . Returned one kickoff for 28 yards . . . Returned 27 punts for 231 yards to rank 5th in NFC . . . Has totals of 42 interceptions for 904 yards, 50 kickoff returns for 1,274 and 107 punt returns for 1,004 for combined total of 3,182 yards on 119 carries . . . Scored nine touchdowns first five years but missed in 1972 and '73 . . . Named NFL Rookie-of-the-Year in 1967 . . . All-Pro and Pro Bowl honors in 1968-69-72-73.

PERSONAL: Lions lifted eyebrows around NFL when they drafted him on 2nd round in 1967 as relatively "unknown" from Jackson State . . . He moved straight into starting lineup and has been there ever since . . . Has missed only seven games in seven seasons with injury . . . Was All-Conference as collegian three years with total of 26 interceptions, 11 in senior season . . . Was Jackson State punter with 41.6 yard average . . . Prep standout at Gulfport, Miss. . . . Played 417 minutes last year to trail team leader (Rookie Levi Johnson) by 90 seconds . . . Detroit resident with wife Martha, children Lem 5, and Letrese, born February, 1974.

20

YEAR	GP	INTERCEPTIONS					KICKOFF RETURNS					PUNT RETURNS						
		NO.	YDS	AVE	L	TD	NO.	YDS	AVE	L	TD	NO.	YDS	AVE	FC	L	TD	
1967	14	10	232	23.2	7	1	3	5	87	17.4	25	0	4	14	3.5	8	6	0
1968	14	7	82	11.7	6	0	25	670	26.8	98	1	13	79	6.1	14	18	0	
1969	13	8	126	15.8	3	0	7	154	22.0	32	0	9	191	21.2	5	74	1	
1970	13	7	168	24.0	4	2	2	96	48.0	74	0	25	259	10.4	3	65	1	
1971	9	3	78	26.0	2	1	9	222	24.7	48	0	14	122	8.7	2	38	0	
1972	14	3	88	29.3	6	0	1	17	17.0	17	0	15	108	7.2	8	26	0	
1973	14	4	130	32.5	3	0	1	28	28.0	28	0	27	231	8.6	7	42	0	
Totals	91	42	904	21.5	71	6	50	1274	25.5	98	1	107	1004	49.4	47	74	2	

"LEM'S GEMS"


(A Summary of Lem Barney's 12 Touchdowns)

DATE	OPPONENT	PLAY	YARDS
9-17-67	at Green Bay	Interception Return	24
10-22-67	Atlanta	Interception Return	45
12-17-67	Minnesota	Interception Return	71
10-27-68	San Francisco	Field Goal Attempt Return	94
11-3-68	at Los Angeles	Kickoff Return	98
8-30-69	Washington—(at Tampa)	Field Goal Attempt Return	77
9-6-69	Philadelphia—(at Raleigh)	Interception Return	95
9-28-69	New York Giants	Punt Return	74
9-20-70	at Green Bay	Interception Return	40
9-27-70	Cincinnati	Punt Return	61
12-20-70	Green Bay	Interception Return	49
10-17-71	at Houston	Interception Return	28

BOB BELL**Defensive Tackle—Cincinnati—4th Year****Ht. 6-4, Wt. 250 (Drafted '71, No. 1)****Born—Philadelphia, Pennsylvania, Jan. 25, 1948**


PRO: Started 11 games last year after nine in 1972 and five as '71 rookie . . . Logged 261 1/2 minutes playing time in 1973 . . . Aiming at strong performance this year after showing steady improvement over three seasons . . . Scored touchdown in first NFL game (vs. Green Bay, 1971) by recovering fumble and going 25 yards . . . Still learning pro techniques to go with speed and strong tackling abilities.

PERSONAL: Was three-year starter as collegian at Cincinnati and consensus All-America choice as senior . . . Nephew of Ed Bell, former Penn State All-America (1951-52) who later played with Philadelphia Eagles . . . Turned in outstanding performances in East-West Shrine and Senior Bowl games in '71 . . . Named All-State two years as prep at Bordentown, N.J. after Public League All-Star at West Philadelphia high . . . Detroit resident with wife, Pat.

73**JOHN BRADY****Tight End—Washington—1st Year****Ht. 6-3, Wt. 215 (Drafted '73, No. 3)****Born—Oak Harbor, Washington, April 4, 1951**


PRO: Back for a full shot after missing entire 1973 (rookie) season with thigh injury in training camp . . . Fully recovered now and aiming for squad position.

PERSONAL: One of top-rated collegiate tight ends after strong career at Washington . . . Caught 67 passes for 1,040 yards and 11 touchdowns . . . All-PAC-8 honors in 1972 . . . Grabbed 30 passes for 450 yards as senior . . . Excellent speed with good blocking abilities . . . Was running back as freshman after All-State prep career at Oak Harbor high . . . Used speed for gains of 199 yards on end-around plays in college . . . Married, wife Judy.

87**BILL CAPPLEMAN****Quarterback—Florida State—3rd Year (2nd with Lions)****Ht. 6-3, Wt. 210 (Drafted '70, No. 2, Minnesota)****Born—Dunedin, Florida, March 12, 1947**

PRO: Saw first quarterback duty for Lions in 3 games last year after two seasons on cab-squad . . . Completed 5 of 11 passes for 33 yards (vs. Chicago and Miami) . . . Used as holder for placement kicks in final seven games . . . Hit on 4 of 7 passes as 1970 rookie with Minnesota . . . Came to Lions in 1971 from Philadelphia after Eagles had acquired him that year from Vikings.

PERSONAL: Set 13 school records as passer at Florida State . . . Totalled 508 yards through air in one game . . . Hit for five touchdowns in another . . . Played in five post-season bowl games as collegian . . . Resident of Clearwater, Fla. . . Fine golfer.



YEAR	TEAM	GP	PASSING			YDS	TD	INT	L
			ATT	COMP	AVE				
1970	Minn	1	7	4	57.1	49	0	0	26
1971	DET	0	(DNP)						
1972	DET	0	(DNP)						
1973	DET	7	11	5	45.5	33	0	1	8
Totals		8	18	9	50.0	49	0	1	26

17



LEON CROSSWHITE

Running Back—Oklahoma—2nd Year

Ht. 6-2, Wt. 215 (Drafted '73, No. 2)

Born—Enid, Oklahoma, April 28, 1951

PRO: Shooting for more action in 1974 after limited duty as rookie . . . Active for eight games in '73 with duty on special teams, plus 11 carries for 30 yards and first NFL touchdown (vs. Chicago here) . . . Rates high as "tough-yardage" gainer.

PERSONAL: Gained 1,861 yards on 399 carries at Oklahoma in last two seasons . . . Used as a defensive back as sophomore but switched to runner same season . . . Weighed 180 as freshman but put on almost 30 pounds and gained 2 inches in height . . . All-State halfback as prep in Oklahoma farming community of Hennessey . . . All-out performer with excellent team attitude.

35

YEAR	GP	RUSHING			LG	TD
		NO.	YDS	AVE		
1973	8	11	30	2.7	5	1



BEN DAVIS

Defensive Back—Defiance—7th Year (1st with Lions)

Ht. 5-11, Wt. 180 (Drafted '67, No. 17, Cleveland)

Born—Birmingham, Alabama, October 30, 1945

PRO: Acquired by Lions this season . . . Intercepted 17 passes for Browns, 8 in 1968 season . . . Suffered knee injury in 1969 but made remarkable comeback after two operations . . . Became starter in 1968 and returned to same post after recovery from injury . . . Also used on kickoff and punt returns . . . Led NFL as punt returner in 1967 . . . Running back as collegian, who set Defiance College records, was considered too small for pro back . . . Browns selected him on 17th round and put him on defense.

PERSONAL: Went to Fair Lawn, N.J. as prep but didn't play football . . . Graduated when 16 and went to Brighton Academy to start football career . . . Resides Cleveland Heights, Ohio with wife Sylvia and Benjy, 4.

29


YEAR	TEAM	INTERCEPTIONS					
		GP	NO.	YDS	AVE	L	TD
1967	Clev	14	1	9	9.0	9	0
1968	Clev	14	8	162	20.3	44	0
1969	Clev	0	0	0	0.0	0	0
1970	Clev	7	1	0	0.0	0	0
1971	Clev	13	2	18	9.0	15	0
1972	Clev	14	3	10	3.3	10	0
1973	Clev	13	2	33	16.5	20	0
Totals		75	17	232	13.6	44	0

GUY DENNIS

Guard—Florida—5th Year (2nd with Lions)
Ht. 6-2, Wt. 255—(Drafted '69, No. 5, Cincinnati)
Born—Walnut Hill, Florida, February 28, 1947

PRO: Acquired by Lions last October following injury to Chuck Walton . . . Started 8 games for Detroit and played 195 minutes . . . Strong blocker . . . Moved into starting job as Cincinnati rookie . . . Quiet and dedicated team player.

PERSONAL: All-American at Florida . . . All-Conference (Southeastern) as junior and senior . . . Working on Masters Degree in off-season while teaching school . . . Florida resident with wife Suzanne.




60

MIKE EVANS

Center—Boston College—7th Year (1st with Lions)
Ht. 6-5, Wt. 250 (Drafted '68, No. 11, Philadelphia)
Born—Philadelphia, Pennsylvania, August 6, 1946

PRO: Came to Lions this season in swap for Willie Germany . . . Rated excellent snapper on punts and placements . . . Good blocker who has missed only two games with injury in pro career . . . Was most-experienced player on Eagle offensive line last season.

PERSONAL: Three-year letterman at Boston College and All-East selection as senior . . . Holder of B.S. degree in finance . . . Born in Philadelphia but raised in Pittsburgh where he was prep star at North Catholic High . . . Resides Allison Park, Pa., with wife, Kitty, children Patrick, 5, Kelly 4, and Katie, born March '74.



51

ED FLANAGAN

Center—Purdue—10th Year
Ht. 6-3, Wt. 245 (Drafted '65, No. 5)
Born—San Bernadino, California, Feb. 23, 1944

PRO: Starting 10th season with Lions as veteran of offensive line . . . Voted to Pro Bowl honors last year for fourth time (1969-70-71-73) . . . Named All-NFL center 1970 . . . Excellent blocker who moved into starting lineup as a 1965 rookie and has been there ever since . . . Co-captain of Lions every year since 1969 . . . Represents Lion players on NFL Player Association board.

PERSONAL: Captained Purdue Boilermakers as senior . . . Led Purdue three straight years in time-played . . . Started all 14 games last year but lost minutes-played honors on offense to Bob Kowalkowski by 19 minutes . . . Was collegiate heavyweight wrestling champ . . . Starred in 1965 Senior Bowl and Blue-Gray games . . . With buddies Kowalkowski and Larry Hand forms avid hunting-fishing triumvirate . . . Year-round Detroit-area resident . . . Wife Ninetta, children Ed 9, Amy 3.



54

ROCKNE FREITAS

Tackle—Oregon State—7th Year


Ht. 6-6, Wt. 270 (Drafted '67, No. 3, Pittsburgh)

Born—Kailua, Hawaii, Sept. 7, 1945

PRO: Came to Lions in rookie season (1967) from Steelers . . . On cab squad here two years before moving into starting lineup . . . Named to Pro Bowl in 1972 but missed game due to death in family . . . Second on time-played last year on offensive unit . . . Has started every game for Lions since moving in as regular late in 1968 season.

PERSONAL: Played college ball at Oregon State after prep career in native Hawaii . . . Named for Lions' MVP Award in 1972 . . . Played in 1967 College All-Star, Hula Bowl and Coaches All-American games . . . Established Hawaiian shot record as prep . . . Nicknamed "Rock".

76



MIKE HAGGERTY

Tackle—Miami (Fla.)—8th Year (2nd with Lions)


Ht. 6-3, Wt. 245, (Drafted '67, No. 6, Pittsburgh)

Born—Oak Ridge, Tennessee, Oct. 14, 1945

PRO: Joined Lions last season from Redskins . . . Saw action in three games . . . Started pro career with Steelers . . . Traded to New England in 1971 . . . Acquired by Washington in 1973 . . . Played both offense and defense as collegian at Miami.

PERSONAL: Named to North-South All-Star Game as collegiate senior . . . Played in Liberty Bowl 1966 . . . Business management degree from Miami . . . Detroit-area resident . . . Wife Mary, sons Michael, 5 and Deean, born June 1974.

77



LARRY HAND

Defensive End—Appalachian State—10th Year

Ht. 6-4, Wt. 250 (Drafted '64 as future, No. 10)

Born—Paterson, New Jersey, July 10, 1940

PRO: Has more playing time as Lion defensive standout than any man on squad . . . Annually leads team in quarterback sacks . . . Got 1/3 of team's fifth-highest NFC total of 33 last season . . . Great competitor . . . Voted defensive MVP by Lions in 1972 . . . Has just three interceptions in pro career but turned all three into touchdowns . . . Holds NFL all-time record by scoring on interceptions on consecutive weekends (vs. Green Bay and St. Louis, 1967) . . . Went 62 yards with pickoff pass vs. Cleveland in 1970 . . . Durable player who missed just one season in pro career (1968) after injury in opening game.

PERSONAL: Spent two years as construction worker after high school sports career before enrolling at Appalachian State . . . Played four years as regular and named to small college All-American team as 1965 senior . . . Avid angler and hunter . . . Became Lion regular in 1967 . . . Detroit-area resident with wife, Darlene.



74

INTERCEPTIONS

YEAR	GP	NO.	YDS.	LG.	TD
1965	14	0	0	0	0
1966	14	0	0	0	0
1967	14	2	6	4t	2
1968	1	0	0	0	0
1969	14	0	0	0	0
1970	14	1	62	62t	1
1971	14	0	0	0	0
1972	14	0	0	0	0
1973	14	0	0	0	0
Totals	113	3	68	62t	3

MIKE HENNIGAN


Linebacker—Tennessee Tech—2nd Year

Ht. 6-2, Wt. 210 (Drafted '73, No. 6)

Born—Washington, Iowa, Oct. 24, 1951

PRO: Shooting for more duty in '74 off speed and agility . . . Played in eight games last year on special teams . . . Logged 50 minutes of playing time.

PERSONAL: Started college career at Parson College (Iowa) before transfer to Tennessee Tech . . . Defensive standout on Tech team which won Ohio Valley Conference title in 1972 with 7-0 record and had 10-1 for season . . . Credited with 110 tackles as senior while picking off three passes . . . Returned one for 68 yards, a Tech record . . . Wife, Cindy.



58

LIONS ON MONDAY NIGHT TELEVISION

(7-3-3-1)

1970

Oct. 5 vs. Chicago, W, 28-14
Dec. 14 at Los Angeles, W, 28-23

1971

Sept. 20 vs. Minnesota, L, 13-16
Nov. 1 vs. Green Bay (at Milw.), T, 14-14

1972

Oct. 16 vs. Green Bay, L, 23-24
Oct. 30 at Dallas, L, 24-28

1973

Oct. 1 vs. Atlanta, W, 31-6

JIM HOOKS

Running Back—Central State (Okla.)—2nd Year

Ht. 5-11, Wt. 225 (Drafted '73, No. 8)

Born—Jones, Oklahoma, Oct. 23, 1951

PRO: Aggressive runner who led all Lion backs on average-gain last year with 5.8 yard per try on 19 carries . . . Injured knee in season opener as rookie but played on it before injuring other knee in 12th game . . . Underwent corrective surgery on both knees . . . Had 24-yard run for longest as rookie . . . Used on special teams in addition to ball-carrier duties.

PERSONAL: All-Conference selection last two years as collegian . . . Scored 50 touchdowns and averaged over 145 yards per game as 1972 senior . . . Rumbled 243 yards in '72 on 27 carries vs. Southwest Missouri and scored four times . . . Carried 556 times as collegian for 3190 yards and averaged 5.7 per try . . . Led team to Collegiate Conference title as senior . . . Wife, Debbi, daughter Dacia 2.



30

YEAR	GP	RUSHING		AVE	LG	TD
		NO.	YDS			
1973	11	19	110	5.8	24	0

DICK JAURON


Defensive Back—Yale—2nd Year

Ht. 6-0, Wt. 190 (Drafted '73, No. 7)

Born—Swampscott, Massachusetts, Oct. 7, 1950

PRO: Turned in excellent job as defensive back (safety) after switch in training camp from collegiate running back position . . . Named to UPI's and Pro Football Weekly's All-Rookie team . . . Intercepted four passes for 52-yard average return . . . Picked off three vs. Chicago (Nov. 18) for 167 yards including 95-yard return for touchdown . . . His one-game total is second best in NFL history behind 177 yards by Charley McNeil of San Diego vs. Houston, 1961 . . . Led Lions on kickoff returns with 17 for 23.8 average and ranked 7th in NFC . . . Handled 10 punts . . . Fine tackler . . . Only three Lions logged more playing time last year.

PERSONAL: Came to Lions as holder of 10 Yale records as a runner but switched to defense due to natural ability, plus key injuries to veteran db's . . . Rewrote Yale record book as rusher by gaining 1,055 yards in 1972 after 930 in '71 and 962 in '70 . . . Carried 515 times total for 2947 yards and 27 touchdowns . . . Averaged 113 yards per game in three seasons . . . Called "natural athlete" . . . Received Scholar-Athlete Award for National Football Foundation . . . Was high school All-American at Swampscott . . . Father played on Boston College undefeated team in 1941.



26

INTERCEPTIONS

Year	GP	NO.	YDS.	AVE.	LG	TD
1973	14	4	208	52.0	95t	1

PUNT RETURNS

NO.	YDS.	AVE.	FC	LG	TD
6	49	8.2	4	16	0

KICKOFF RETURNS

NO.	YDS.	AVE.	LG	TD
17	405	23.8	33	0

RON JESSIE


Wide Receiver—Kansas—4th year

Ht. 6-0, Wt. 185 (Drafted '71, No. 8, Dallas)

Born—Yuma, Arizona, Feb. 4, 1948

PRO: Caught 20 passes last year for 18.2 average and three td's . . . Grabbed 24 in the previous season for four touchdowns . . . His 84-yarder vs. Pittsburgh in 1973 opener was longest in entire NFL . . . Returned six kickoffs for 25.7 average last year.

PERSONAL: Acquired by Lions in draft choice swap with Dallas in 1972 . . . Caught 33 passes as collegian at Kansas in two seasons for 644 yards . . . Returned 21 kickoffs for 494 yards at K.U. in '70 . . . Played at Imperial Valley J.C. before enrolling at Kansas . . . NCAA 1969 long-jump champion in addition to fine marks in high jump and high hurdles . . . Wife Sharon, sons Ron, 2 and Brandon, born May, 1974.



KICKOFF RETURNS

YEAR	GP	NO.	YDS	AVE	LG	TD
1971	14	16	470	29.4	102t	2
1972	14	23	558	24.3	62	0
1973	14	6	154	25.7	36	0
Totals	42	45	1182	26.3	102t	2

RECEIVING

NO.	YDS	AVE	L	TD
4	87	21.8	51	0
24	424	17.7	82t	4
20	364	18.2	84t	3
48	875	18.2	84t	7

89

LEVI JOHNSON


Defensive Back—Texas A&I—2nd Year

Ht. 6-3, Wt. 190 (Drafted '73, No. 3)

Born—Corpus Christi, Texas, Oct. 23, 1950

PRO: Named to UPI All-Rookie defensive team in 1973 along with teammate Dick Jauron . . . Led Lions with five interceptions . . . Played more minutes (418½) than any other man on the squad . . . Started rookie season as free safety but was switched to corner after first two games . . . Fine speed . . . Has all the tools for NFL greatness . . . Returned three kickoffs for 17-yard average.

PERSONAL: Had 22 interceptions in three years at Texas A&I for school record . . . Voted first team NAIA All-American two years in 1971-72, plus All-Texas and All-Conference honors . . . Team captain as senior . . . Prep star at Corpus Christi Miller high with defensive lineman Ernie Price, who also played at Texas A&I and was Lions' No. 1 pick last year . . . Wife, Essie, children Rejeana and Levett.



23

Year	INTERCEPTIONS						PUNT RETURNS					KICKOFF RETURNS				
	GP	NO.	YDS.	AVE.	LG	TD	NO.	YDS.	AVE.	LG	TD	NO.	YDS.	AVE.	LG	TD
1973	14	5	82	16.4	38	0	3	51	17.0	21	0					

GORDON JOLLEY


Tackle—Utah—3rd Year

Ht. 6-5, Wt. 250 (Drafted '71, No. 17)

Born—Provo, Utah, May 22, 1949

PRO: Gained valuable experience as starter in first five games last year following pre-season knee surgery to veteran Jim Yarbrough . . . Active all 14 games with duty on special teams . . . Great team attitude with fine speed and strength.

PERSONAL: Rated one of finest offensive linemen in University of Utah history after starting every game last three college seasons . . . Has 4.9 speed in 40 with agility to match . . . All-State standout in football and basketball as Provo prep . . . Wife Jean, children Michael 4, and Jackie, 2.



64

66

BOB KOWALKOWSKI


Guard—Virginia—9th Year

Ht. 6-3, Wt. 240 (Drafted '65 as future, No. 7)

Born: Drexel Hill, Pennsylvania, Nov. 5, 1943

PRO: Played all 14 games last year for third straight season . . . Led all members on offense in minutes-played with 370.30 in 1973 . . . Rated one of finer NFL guards with good blocking abilities . . . Experienced seige of injuries in 1969-70 but has played in every Lion game since his return . . . One of team's strongest athletes.

PERSONAL: Avid outdoorsman along with teammates Ed Flanagan and Larry Hand . . . Captained his collegiate team at Virginia in both his junior and senior seasons . . . All-America recognition as senior . . . Topped dean's list as a student . . . Played on winners in both North-South and Senior Bowl games . . . Resides in Detroit-area with wife Judy, and children Scott, 6, and Robin, 4.



GREG LANDRY


Quarterback—Massachusetts—7th Year

Ht. 6-4, Wt. 210 (Drafted '68, No. 1)

Born—Nashua, New Hampshire, Dec. 18, 1946

PRO: Back from knee surgery which sidelined him in seventh game last year . . . Had started 41 consecutive NFL games for Lion q.b. record . . . Hit on 70 of his 128 passing attempts in '73 for strong 54.7 average and ran for 267 yards and a 6.4-yard average gain before injury vs. Green Bay . . . Career total stands at 526 clicks on 1001 passes for 7,474 yards and 52 touchdowns while running for 1,953 yards and averaging 7.1 per carry . . . Should top 10,000-yard offensive total in 1974 . . . Held NFL quarterback-rushing record in 1971 with 530 yards . . . Best rushing day is 87 yards vs. the Bears in 1972 . . . Named to Pro Bowl in '71 . . . Completed first six passes he threw as a pro as 1968 rookie in season opener at Dallas.

PERSONAL: Had a 54.4 passing percentage in outstanding career at U-Mass. where he set 13 team and Yankee Conference records . . . Completed 242 of 445 passes in three seasons for 3,131 yards and ran for another 1,632 . . . First team All-America as senior in NCAA college division . . . Dean's list as student athlete . . . Lions drafted him as first quarterback selected in 1968 (11th player picked) . . . Standout performer in All-Star and North-South Games.



11

YEAR	GP	PASSING							RUSHING				
		ATT	COMP	AVE	YDS	L	TD	INT	ATT	YDS	AVE	LG	TD
1968	5	48	23	47.9	338	80†	2	7	7	39	5.6	14	1
1969	10	160	80	50.0	853	43	4	10	33	243	7.4	26	1
1970	12	136	83	61.0	1072	58	9	5	35	350	10.0	76	1
1971	14	261	136	52.1	2237	76†	16	13	76	530	7.0	52	3
1972	14	268	134	50.0	2066	82†	18	17	81	524	6.5	38	9
1973	7	128	70	54.7	908	84†	3	10	42	267	6.4	18	2
Totals	62	1001	526	52.5	7474	84†	52	62	274	1953	7.1	76	17

JIM LASLAVIC


Linebacker—Penn State—2nd Year

Ht. 6-2, Wt. 230 (Drafted '73, No. 3)

Born—Pittsburgh, Pennsylvania, Oct. 24, 1951

PRO: Shooting for starting slot as middle linebacker . . . Turned in fine job last year as five-game starter for veteran Mike Lucci . . . Logged 176 minutes of action as rookie . . . "His experience last year definitely will help him in 1974," says Coach John Meyer. "We threw him in there and he did a good job" . . . Good speed and range . . . Third straight Pennsylvania native to handle middle linebacker chores after Joe Schmidt and Lucci over last two decades.

PERSONAL: Rejoins Ed O'Neil, Lions' No. 1 selection this year . . . Jim and Ed were fraternity brothers and roommates at Penn State . . . Credited with 105 tackles as Penn State senior . . . Started college career as mlb, moved to defensive end as junior and back to mlb final season . . . Product of small high school at Etna, Pa. . . Played quarterback, full-back and tight end in three years on prep squad which had only 22 players.



52

ERROL MANN

Kicker—North Dakota—7th Year (6th with Lions)

Ht. 6-0, Wt. 200 (Signed as free agent, '69)

Born—Breckenridge, Minnesota, June 27, 1941

PRO: Steps into 6th Lion season needing 79 points to become top point-producer in Detroit history . . . Now has 456 to trail Doak Walker who totaled 534 in six years . . . Walker's record includes 204 points on 34 touchdowns . . . Missed six games last year with injury but still was team's top scorer with 53 points on 14 straight conversions and 13 of 19 field goal attempts . . . His 100 Lion field goals makes him No. 1 on that list . . . Booted 52-yarder vs. St. Louis last year (12th game) to celebrate his return to action after injury . . . Previous long-shot was 51 yards vs. Packers (1972) and Cleveland (1970) . . . Longest effort is 53, vs. Miami in a 1971 pre-season game.

PERSONAL: Signed by Lions as free agent in 1969 after snapped tendon threatened to end his career . . . Scored 101 points that year and named recipient of national Johnny Unitas Award as "Comeback-of-Year" pro gridder . . . Booted 52-yarder as North Dakota collegian . . . Signed with Denver in 1967, injured, kicked with Cleveland and Green Bay before coming to Detroit . . . Spent two years in Army.



12

SCORING

YEAR	TEAM	GP	TD	EPA	EP	FGA	FG	PTS
1967	Denv	0	0	0	0	0	0	0
1968	Cleve	0	0	0	0	0	0	0
1968	G B	2	0	4	4	3	0	4
1969	DET	14	0	26	26	37	25	101
1970	DET	14	0	41	41	29	20	101
1971	DET	14	0	37	37	37	22	103
1972	DET	14	0	39	38	29	20	98
1973	DET	8	0	14	14	19	13	53
Totals		66	0	161	160	154	100	460
with DETROIT		64	0	157	156	151	100	456

MANN'S FIELD GOAL SUMMARY, 1969-1973

(Regular Season Only)

Most in One Game: 4, 3 times (see page 54)

Longest: 52, 12/2/73 at St. Louis (see page 49)

Longest Attempt: 55, 11/15/70 at Minnesota

Shortest: 10, twice—12/6/70 vs. St. Louis; 11/7/71 at Denver

Shortest Attempt: 10 (see above)

Shortest Miss: 19 (blocked), 11/27/69 vs. Minnesota

Consecutive FGs: 7, 1969 (over three games)

Consecutive Misses: 7, 1969 (over three games—3 blocked)

DISTANCES ATTEMPTED MADE MISSED BLOCKED

50-59	14	6	8	1
40-49	31	12	19	1
30-39	53	33	20	3
20-29	29	26	3	2
10-19	24	23	1	1

151 (66%) 100 51 8

**25****EARL McCULLOUGH****Wide Receiver—USC—7th Year****Ht. 5-11, Wt. 175 (Drafted '68, No. 1)****Born—Clarksville, Texas, Jan. 10, 1946**

PRO: Grabbed just nine passes last year but made them count as he led Lion receivers with 19.9 yard per catch . . . Missed three games via injury after being sidelined in four games the previous season . . . Longest catch in '73 was 42-yarder to go with previous long gainers of 80-76-60-56-52-49 yards . . . Has averaged 18.8 yds. per catch for career total of 2,314 . . . NFL Rookie-of-the-Year in 1968 with 40 catches for 680 yards and five touchdowns.

PERSONAL: Drafted in '68 on Los Angeles choice received in swap for Roger Brown . . . Lions also obtained Charlie Sanders and Jim Yarbrough on draft choices in that same deal . . . Member of record-setting NCAA relay team at USC along with O. J. Simpson . . . Led USC national champions with 30 receptions for 540 yards in 1967 . . . Held NCAA indoor-outdoor hurdle records . . . Co-holder national high school low hurdle record (8.1 seconds) at Long Beach Polytechnical high . . . Officer in Pro Track Organization . . . Wife, Peggy, and three children, Tyrone, 10, Tony, 5, and Rochelle, 4.

RECEIVING

YEAR	GP	NO.	YDS	AVE	L	TD
1968	14	40	680	17.0	80†	5
1969	14	33	529	16.0	45	5
1970	10	15	278	18.5	44	4
1971	13	21	552	26.3	76†	3
1972	10	5	96	19.2	33	1
1973	11	9	179	19.9	42	1
Totals	72	123	2314	18.8	80†	19

RUSHING

NO.	YDS.	AVE.	LG	TD
3	13	4.3	5	0
1	4	4.0	4	0
1	7	7.0	7	0
1	-7	—	—	0
0	0	0.0	0	0
2	12	6.0	13	0
8	29	3.6	13	0

**83****JIM MITCHELL****Defensive End—Virginia State—5th Year****Ht. 6-4, Wt. 250 (Drafted '70, No. 3)****Born—Danville, Virginia, Sept. 15, 1948**


PRO: Fully recovered from post-season knee surgery and shooting for big year . . . Did not play in five games last season due to injury and was subpar for same reason in other nine . . . Started all 14 games in 1972 after 16 starting assignments in first two pro years . . . Quick with strong competitive attitude.

PERSONAL: Rated "Most Outstanding Athlete in History" of Virginia State after three seasons as All-Conference defensive lineman . . . First team All-American in NCAA College Division as senior . . . Active in social-civic organizations including International Save-the-Children-campaign . . . Has degree in physical education from Virginia State.

BILL MUNSON

**Quarterback—Utah State—11th Year (7th with Lions)
Ht. 6-2, Wt. 210 (Drafted '64, No. 1, Los Angeles)
Born—Sacramento, California, August 11, 1941**

PRO: Took over starting duties in 8th game last year after completing 7th game when Greg Landry went out for the year with knee injury . . . Completed 86 of 170 passes for 1,043 yards and 8 touchdowns in starting final seven games . . . Had not started before that over a span of 41 games . . . Strongest 1973 statistical game vs. San Francisco with 14 of 27 completions for 234 yards and two touchdowns . . . In six Lion seasons has a solid completion percentage of 53.3 for 5,961 yards and 43 scores . . . Needs only 484 yards this year to top 10,000-yard career total mark including four earlier years with Los Angeles . . . Biggest Lion career game vs. Baltimore in 1968 with 26 clicks on 38 passes for 262 yards . . . Came to Detroit in '68 in trade for Milt Plum, Tommy Watkins and Pat Studstill. **PERSONAL:** No. 1 draftee of Los Angeles in 1964 after setting new passing records as Utah State collegian . . . Threw only three interceptions as senior to lead nation . . . Voted outstanding player honors in Senior Bowl and also starred in East-West Shrine game . . . Played at Foothill J.C. before transfer to Utah State and started for Rams before knee operation . . . Year-round Detroit-area resident with wife, Bev, and three children, Tom, 12, Terry, 10 and Krista, 2.



19

YEAR	TEAM	GP	ATT	PASSING				YDS	TD	INT	L	NO.	RUSHING			
				COMP	AVE.	YDS	TD						YDS	AVE	LG	TD
1964	LA	11	223	108	48.4	1533	9	15	95f	19	150	7.9	33	0		
1965	LA	10	267	144	53.9	1701	10	14	47f	26	157	6.0	38	1		
1966	LA	5	50	30	60.0	284	2	1	25	4	3	0.8	2	0		
1967	LA	5	10	5	50.0	38	1	2	18	2	22	—	—	0		
1968	DET	12	329	181*	55.0	2311	15	8	86f	25	109	4.4	20	1		
1969	DET	8	166	84	50.6	1062	7	8	62f	7	31	4.4	13	0		
1970	DET	8	158	84	53.2	1049	10	7	56	9	33	3.7	11	0		
1971	DET	4	38	21	55.3	216	1	1	34	3	9	3.0	6	0		
1972	DET	2	35	20	57.1	194	1	1	29	1	0	0.0	0	0		
1973	DET	10	187	95	50.8	1129	9	8	54	10	33	3.3	11	0		
Totals		75	1463	772	52.8	9517	65	65	95f	96	503	5.2	38	2		
(With DET)		44	913	485	53.3	5961	43	33	86f	55	215	3.7	20	1		

NINE LIONS IN MICHIGAN'S SPORTS HALL OF FAME

(Located in Cobo Hall, Detroit)

LES BINGAMAN: Player 1948-54, Coach 1960-64; Elected 1971
 DUTCH CLARK: Player 1934-38, Coach 1937-38; Elected 1959
 GUS DORAIS: Coach, 1943-47; Elected 1958
 RON KRAMER: Player, 1965-67; Elected 1971
 BOBBY LAYNE: Player, 1950-58; Elected 1966
 JOHN PINGEL: Player 1939; Elected 1973
 JOE SCHMIDT: Player, 1953-65; Elected 1970
 DOAK WALKER: Player, 1950-55; Elected 1967
 WHIZZER WHITE: Player, 1940-41; Elected 1962

PAUL NAUMOFF

Linebacker—Tennessee—8th Year
Ht. 6-1, Wt. 215 (Drafted '67, No. 3)
Born—Columbus, Ohio, July 3, 1945.

PRO: Started all 14 games last season and was third on squad in minutes-played with 401.45 behind Levi Johnson (418.30) and Lem Barney (417) . . . Moved into starting slot off aggressive play in last two games of rookie season in 1967 and has been an outside-linebacker fixture ever since . . . Voted into Pro Bowl in 1970 and named to two All-Pro teams . . . Went through post-season knee surgery in 1972.

PERSONAL: Unanimous All-American in 1966 as senior-captain at Tennessee . . . Used at three positions as collegian in three years: sophomore receiver, junior defensive end and senior linebacker . . . One of fastest men at his position in NFL . . . Obtained Master's degree in phys ed from Eastern Michigan in '73 off-season. Resides in Detroit-area with wife, Melva, and two children, Chris, 7, and Nicole.



50

YEAR	GP	INTERCEPTIONS			LG	TD
		NO	YDS	AVE		
1967	14	0	0	0.0	0	0
1968	14	1	3	3.0	3	0
1969	14	0	0	0.0	0	0
1970	14	0	0	0.0	0	0
1971	14	0	0	0.0	0	0
1972	14	1	4	4.0	4	0
1973	14	0	0	0.0	0	0
Totals	98	2	7	3.5	4	0

SEVEN LIONS IN PRO FOOTBALL'S HALL OF FAME

(Located in Canton, Ohio)


JACK CHRISTIANSEN: Player 1951-58; Elected 1970
DUTCH CLARK: Player 1934-38; Elected 1963 (charter member)
BILL DUDLEY: Player 1947-49; Elected 1966
NIGHT TRAIN LANE: Player 1960-65; Elected 1974
BOBBY LAYNE: Player 1950-58; Elected 1967
JOE SCHMIDT: Player 1953-65; Elected 1973
ALEX WOJCIECHOWICZ: Player 1938-46; Elected 1968

80

HERB ORVIS

Defensive Tackle—Colorado—3rd Year
Ht. 6-5, Wt. 240 (Drafted '72, No. 1)
Born—Petoskey, Michigan, Oct. 17, 1946

PRO: Voted Most-Valuable defensive player as 1973 sophomore by teammates to become first Lion defensive lineman to win such distinction . . . Started all 14 games after two previous starts as 1972 rookie . . . Great speed and enthusiasm . . . Strong tackler with aggressive attitude . . . Second on team in tackles last year, four behind leader Charlie Weaver.
PERSONAL: Named to six All-America teams as Colorado senior after similar All-America distinction in junior seasons . . . Credited with 189 tackles, plus 39 quarterback sacks, as collegian . . . Prepped at Beecher High in Flint, Michigan prior to two-year Army duty in Germany where he starred on Service teams which won European championships.



JIM O'BRIEN


Kicker-WR—Cincinnati—5th Year (2nd with Lions)

Ht. 6-0, Wt. 195 (Drafted '70, No. 3, Baltimore)

Born—El Paso, Texas, February 2, 1947.

PRO: Acquired by Lions in 1973 from Baltimore . . . Missed four early games with injury . . . Took over kicking duties after Errol Mann injury for six games . . . Made 8 of 14 field goals and 14 straight conversions for 38 point total . . . Used sparingly as wide receiver and caught two for 14 yards . . . Has four-year career total of 289 points as kicker on 60 field goals and 109 extra points, plus two td's as Colt receiver . . . First pro game (1970) kicked 3 field goals including winner of 28 yards in last 28 seconds for Colt win over San Diego . . . Booted winning points in Super Bowl V with 5 seconds left to beat Dallas for Super title for Colts and coach Don McCafferty.

PERSONAL: Led national collegians as scorer at University of Cincinnati in 1968 as junior . . . Came back as senior to set NCAA major college record by averaging 22 yards per catch . . . Kicked three field goals in North-South Game . . . Longest collegiate f.g. was 48 yards . . . Excellent tennis player.



45

YEAR	TEAM	GP	TD	SCORING					RECEIVING				
				EPA	EP	FGA	FG	PTS	NO.	YDS.	AVE	L	TD
1970	Balt	14	0	38	36	34	19	93	1	28	28.0	28	0
1971	Balt	14	0	36	35	29	20	95	0	0	0.0	0	0
1972	Balt	14	2	24	24	31	13	75	11	263	23.9	44	2
1973	DET	10	0	14	14	14	8	38	2	14	7.0	9	0
Totals		52	2	112	109	108	60	301	14	305	21.3	44	2

STEVE OWENS

Running Back—Oklahoma—5th Year

Ht. 6-2, Wt. 215 (Drafted '70, No. 1)

Born—Gore, Oklahoma, Dec. 9, 1947

PRO: Strong runner who is shooting for injury-free 1974 season after being plagued by nagging hurts last two years . . . Made 8 starts last year and gained 401 yards for 3.9 yd. per carry average to total 2,077 in 4-year Lion career . . . Added 232 yards on 24 passes in '73 to give him total yardage of 2,780 as pro . . . Biggest day last year at Miami with 113 yards rushing . . . Only Lion in history to top 1,000 yards in one season with 1,035 and 8 touchdowns in 1971 . . . Gained 113 yards on 20 carries in 1972 opener vs. Giants after 1971 high of 109 yards on 16 carries vs. Denver . . . Missed most of 1970 rookie season with shoulder injury . . . Excellent blocker and pass-receiver.

PERSONAL: Still on NCAA record books for outstanding collegiate play at Oklahoma . . . Set 7 all-time records as Heisman Award winner plus 9 Big Eight Conference marks and 13 school records . . . Gained 3,867 yards and scored 56 touchdowns in three O-U seasons . . . Carried 905 times in college, 55 in one game . . . Topped 100-yard mark in 17 straight games . . . Prep state hurdle champ in Oklahoma at Miami (Okla.) high . . . Year-round Detroit area resident with wife, Barbara, and son Blake, 3.



36

YEAR	RUSHING					RECEIVING					
	GP	NO	YDS	AVE	LG	TD	NO	YDS	AVE	LG	TD
1970	6	36	122	3.4	23	2	4	21	5.3	11	0
1971	14	246*	1035*	4.2	23	8	32	350	10.9	74†	2
1972	10	143	519	3.6	18	4	15	100	6.7	15	0
1973	12	113	401	3.5	16	3	24	232	9.7	12	0
Totals		42	538	2077	3.9	23	75	703	9.4	74†	2



72

ERNEST PRICE

Defensive Tackle—Texas A&I—2nd Year

Ht. 6-4, Wt. 255 (Drafted '73, No. 1)

Born—Corpus Christi, Texas, Sept. 20, 1950

PRO: Has all tools needed for pro stardom . . . Aiming for starting post in '74 after action in 12 games last year . . . Lion coaches claim "his transition period (from college to pro) is behind him and the lessons he learned last year should have him ready" . . . Fine speed and good mobility.


PERSONAL: Named first team All-Conference choice three straight years in Lone Star conference . . . First Team All-American in 1972 (college division) . . . All-Texas first team in 1971-72 . . . Rated one of nation's top defensive linemen as collegian . . . Most-valuable-player in Texas All-Star game as prep after All-State prep career at Corpus Christi . . . Has been on same teams with Levi Johnson, Lion defensive back, for nine straight years including prep, college and pro . . . Wife, Audrey, and children, Dedrick, 6, and Ernest, Jr., 4.

RECENT LIONS TRADES DETAILS

Aug. 30, 1965: **MIKE LUCCI** from Cleveland to New York for Erich Barnes; Lucci, Darrell Dess and 4th draft choice (Doug Van Horn) in 1966 from New York to Detroit for Earl Morrall.

Sept. 7, 1967: Roger Brown to Los Angeles for three draft choices—1st (**EARL McCULLOCH**) and 3rd (**CHARLIE SANDERS**) in 1968, and 2nd (**JIM YARBROUGH**) in 1969.

May 1, 1968: **BILL MUNSON** and 3rd draft choice in 1969 (traded to St. Louis for Billy Gambrell) from Los Angeles for Milt Plum, Tom Watkins, Pat Studstill and 1st draft choice (Larry Smith) in 1969.



67

30

ROCKY RASLEY

Guard—Oregon State—5th Year

Ht. 6-3, Wt. 255 (Drafted '69, No. 9)

Born—Bakersfield, California, April 27, 1947

PRO: Played in all 14 games last year for second straight season . . . Started two games in '73 after injury to regular Chuck Walton . . . Logged 131 minutes playing time . . . Excellent athlete and competitor . . . Cabbed in 1971 after playing in 12 games in '69 . . . Special team action when not in starting role.

PERSONAL: Played junior college football at Bakersfield before transfer to Oregon State . . . Named to All-Pacific Coast first team as 1968 senior . . . Prepped at Bakersfield South . . . Wife, Sharon, and children, Wade, 5, and Regan, 2.

WAYNE RASMUSSEN

Defensive Back—South Dakota State—11th Year

Ht. 6-2, Wt. 180 (Drafted '64, No. 9)

Born—Chicago, Illinois, June 7, 1942

PRO: Missed all of 1973 with broken arm, suffered in second pre-season game . . . Became starter in second Lion season (1965) and picked off five passes that year, plus 3 in '66 before injury cost him starting slot . . . Excellent holder on conversions and field goals . . . Special team duties . . . Ranks 15th on Lion all-time list in games-played with 112.

PERSONAL: Voted South Dakota Athlete-of-Year in 1963 . . . All-American first teamer in college division . . . MVP as basketball star in NCAA basketball championships . . . Was wide receiver in college with 65 catches for 1,076 yards . . . Switched to defense as Lion . . . Nicknamed: "Twiggy" . . . Resides in South Dakota with wife, Glenda, and children, Wade, 12, Jay, 7, and Casey, 1.



47

YEAR	GP	INTERCEPTIONS		LG	TD
		NO.	YDS		
1964	14	0	0	0	0
1965	13	5	122	50†	2
1966	14	3	14	8	0
1967	8	0	0	0	0
1968	14	0	0	0	0
1969	14	0	0	0	0
1970	14	2	21	14	0
1971	14	4	31	19	0
1972	7	2	1	1	0
1973	0	(DNP)			
Totals	112	16	189	50†	2

RUDY REDMOND


Defensive Back—Pacific—6th Year (3rd with Lions)

Ht. 6-1, Wt. 190 (Drafted '69, No. 4, Chicago)

Born—Spokane, Washington, August 25, 1947

PRO: Trying to come back this year after missing all of 1973 after snapping Achilles tendon in fifth pre-season game . . . Worked diligently all of 1973 and in early '74 to rebuild leg strength after injury . . . Came to Lions from Atlanta in 1972 and picked off two passes, including 88-yarder for touchdown at Los Angeles to help beat Rams . . . Started all 14 games that year and logged 398 minutes of action to rank 3rd on team . . . Intercepted 6 passes as two-year regular at Atlanta before sitting out '71 season with hamstring pull . . . Drafted by Bears and traded to Atlanta with Jim Purnell for Ray Ogden.

PERSONAL: Picked off nine passes in senior season at Pacific . . . Played in College All-Star and Senior Bowl games . . . Two years at Riverside (Calif.) Junior College before Pacific . . . Running back as prep at Victor Valley . . . Has sociology degrees . . . Detroit-area resident with wife, Christine, and Rudy, Jr., 4.



46

YEAR	TEAM	INTERCEPTIONS				LG	TD
		GP	NO.	YDS	AVE		
1969	Atl	14	5	50	10.0	32	0
1970	Atl	14	1	12	12.0	12	0
1971	Atl	8	0	0	0.0	0	0
1972	DET	14	2	91	45.5	88†	1
1973	DET	0	(DNP)				
Totals		50	8	153	19.1	88†	1

CHARLIE SANDERS


Tight End—Minnesota—7th Year

Ht. 6-4, Wt. 225 (Drafted '68, No. 3)

Born—Greensboro, North Carolina, Aug. 25, 1946

PRO: Started all games last year after missing five the previous season and one in 1971 following 42 straight starting assignments in first three seasons . . . Led Lion receivers with 28 catches for 433 yards and two touchdowns . . . Went 54 yards vs. St. Louis for longest gain in career and then caught winning touchdown pass in same series in final minutes . . . Has career total of 208 receptions for 3,084 yards and 19 touchdowns . . . Needs 20 this year to pass Terry Barr (1957-65) and move into No. 3 spot an all-time Lion receiver list . . . One of best tight-end blockers . . . Named to Pro Bowl team four times and voted All-Pro tight end three years.

PERSONAL: Top receiver as Minnesota senior with 21 catches for 216 yards . . . One of three players on current Lion team as result of trade of Roger Brown to Los Angeles . . . Others are tackle Jim Yarbrough and receiver Earl McCullough. Active in local civic projects including co-chairman 1974 Detroit March of Dimes . . . Local resident with wife, Georgianna and children Mia, 9, Charese, 4, and Mary Jo, Born January, 1974.



88

YEAR	GP	RECEIVING					RUSHING				
		NO.	YDS	AVE	L	TD	NO.	YDS	AVE	LG	TD
1968	14	40	533	13.3	25	1	2	3	1.5	2	0
1969	14	42	656	15.6	47	3	1	-8	—	—	0
1970	14	40	544	13.6	34	6	0	0	0.0	0	0
1971	13	31	502	16.2	49†	5	0	0	0.0	0	0
1972	9	27	416	15.4	38	2	0	0	0.0	0	0
1973	14	28	433	15.5	54	2	1	-1	—	—	0
Totals	78	208	3084	14.8	54	19	4	-6	—	2	0

KEN SANDERS


Defensive End—Howard Payne—3rd Year

Ht. 6-5, Wt. 240 (Drafted '72, No. 3)

Born—Valley Mills, Texas, August 22, 1950

PRO: Stepped into starting job in first game last year and played all 14 in strong fashion with 372 minutes of action . . . Saw action in six games as 1972 rookie . . . Expected to show continued improvement in '74 . . . Good pass rusher still learning charge-techniques . . . Speed, size and agility offer great opportunity for pro stardom . . . Second on team (behind Larry Hand) with 10 QB "sacks" in 1973.

PERSONAL: College regular four years at Howard Payne . . . First team NCAA college-division All-American as 1971 senior . . . Named Lone Star Conference player-of-year in final season after two straight All-Conference team selections . . . Weighed 178 as college freshman . . . Credited with 131 tackles as senior to help team to 10-1-1 record . . . Wife, Paula . . . lives in Valley Mills, Texas.



82

JOHN SMALL


Defensive Tackle—Citadel—5th Year (2nd with Lions)

Ht. 6-4, Wt. 260 (Drafted '70, No. 1, Atlanta)

Born—Lumberton, North Carolina, Nov. 20, 1946

PRO: Back for starting job bid after missing practically all of 1973 season (13 games) with knee injury requiring surgery . . . All-American linebacker as collegian, was shifted up into defensive line as pro . . . Excellent competitor who hopes injury-jinx is behind him after seige of same . . . Worked hard on rehabilitation and is back in top shape . . . One of most-enthusiastic and hardest-working men on squad . . . Played 33 games in three years for Falcons . . . Recovered three fumbles . . . Came to Lions in '73 training camp as payment from Atlanta for Frank Gallagher.

PERSONAL: One of most-outstanding athletes at the Citadel . . . Was all-state fullback two years at Richmond Academy in Augusta, Ga. before becoming All-America linebacker in college . . . Resides in Augusta with wife, Lucia, and children, Stacy, 4, and Mary, 3.



84

ALTIE TAYLOR


Running Back—Utah State—6th Year

Ht. 5-10, Wt. 200 (Drafted '69, No. 2)

Born—Berkley, California, September 29, 1947

PRO: Ranks second in Lion history in both rushing attempts and yards gained rushing . . . Lions' top rusher for second straight season with 719 yards on 176 carries after 658 yards on 154 rushes in 1972 . . . Led backs with 27 pass catches for 252 yards . . . Five-year career total of 3,127 yards rushing for 3.8 average per-carry plus 1,119 on 122 passes . . . Returned 12 kickoffs last year for a 24.6 yard average including an 60-yarder . . . Topped 100-mark twice last year with 160 vs. Green Bay on 23 carries for career high and 106 vs. Bears . . . Missed final game in '73 with injury to knee which required operation . . . Has moved ball for 4,541 yards in five pro years.

PERSONAL: One of best griders in Utah State history off three-year marks of 1,959 yards rushing plus total of 3,925 total yardage . . . Great return-specialist mark as collegian including 105-yarder vs. W. Texas State in 1967 . . . Missed 200-yard total in one game by four yards vs. Utah in 1969 . . . Starred in North-South Game . . . Standout at Diablo Junior College before going to Utah State . . . Lions' top choice in 1969 . . . Detroit-area resident with wife, Adela, and children Rona, 8, and Taya, 4.



42

YEAR	GP	RUSHING					RECEIVING				
		ATT	YDS	AVE	L	TD	NO.	YDS	AVE	L	TD
1969	10	118	348	2.9	26	0	13	86	6.6	20	0
1970	14	198	666	3.4	34	2	27	261	9.7	42	2
1971	14	174	736	4.8	36†	4	26	270	10.4	04	1
1972	13	154	658	4.3	38†	4	29	250	8.6	40†	2
1973	13	176	719	4.1	34	5	27	252	9.3	35	0
Totals	64	820	3127	3.8	38†	15	122	1119	9.2	64	5



JIM THROWER

Defensive Back—East Texas State—5th Year (3rd with Lions)

Ht. 6-2, Wt. 195 (Signed as FA in '70 with Philadelphia)

Born—Camden, Arkansas, November 6, 1948

PRO: Started first two games last season at strong safety and saw action in eight others as backup to Lem Barney at cornerback . . . Returned 3 kickoffs for 54 yards . . . Good speed . . . Acquired from Philadelphia in 1972 and assigned to cab-squad.

PERSONAL: Set school interception record as senior at East Texas State with 7 pickoffs . . . Also was track and basketball standout . . . Prepped at Lincoln High in Camden, Ark.

21

KICKOFF RETURNS


YEAR	TEAM	GP	NO.	YDS	AVE	LG	TD
1970	Phil	6	0	0	0.0	0	0
1971	Phil	14	12	299	24.9	45	0
1972	Phil	5	0	0	0.0	0	0
1973	DET	10	3	54	18.0	23	0
Totals		35	15	353	23.5	45	0

Lions Most

Valuable Players

1973—Altie Taylor and Herb Orvis	1966—Pat Studstill
1972—Rockne Freitas and Larry Hand	1965—Bruce Maher
1971—Steve Owens and Mike Lucci	1964—Jim Gibbons
1970—Charlie Sanders and Mike Lucci	1963—Earl Morrall
1969—Charlie Sanders and Mike Lucci	1962—Gail Cogdill
1968—Mel Farr and Wayne Walker	1961—Joe Schmidt
1967—Mel Farr and Lem Barney	1960—Nick Pietrosante
	1959—Jim Martin
	1958—Joe Schmidt
	1957—Joe Schmidt
	1956—Bobby Layne
	1955—Joe Schmidt
	1954—Bobby Layne
	1953—Dick Stanfel
	1952—Jim Doran

63



CHUCK WALTON

Guard—Iowa State—8th Year

Ht. 6-3, Wt. 255 (Drafted '63, No. 3)

Born—Canon City, Colorado, July 7, 1941

PRO: Back from successful knee surgery which sidelined him last 10 games of 1973 . . . One of league's strongest blockers with speed . . . Missed 4 games in '72 season with eye injury . . . Excellent competitor and hitter . . . Played four years of Canadian football after being drafted by Lions and San Diego (then of the AFL) . . . Returned to Lions in 1967 and has been starter ever since except for injuries last two seasons.

PERSONAL: Was one of premier offensive linemen in Canadian League . . . Voted All-Pro in three of his four CFL seasons (Montreal 1963-'64 and Hamilton 1965-'66) . . . Played regular three seasons at Iowa State . . . All Big Eight Conference first team choice as senior . . . Played prep ball at Canon City . . . Detroit-area resident with wife, Sabra, and daughter Tiffany, 3.

LARRY WALTON

Wide Receiver—Arizona State—6th Year

Ht. 6-0, Wt. 185 (Drafted '71, No. 2)

Born—Johnstown, Pennsylvania, Feb. 8, 1947

PRO: Grabbed 22 passes last season for 309 yards and four touchdowns . . . Picked up another 100 yards on five end-around runs including a 57-yarder for a score . . . Lion career total stands at 118 catches for 1,926 yards for 20 touchdowns . . . Led all Lion receivers with 240 minutes of game action . . . Missed one game by injury . . . Biggest 1973 game vs. Baltimore with 8 receptions for 96 yards . . . Grabbed five vs. San Francisco for 99 yards and two touchdowns . . . Other "biggest" days as Lion: 7 for 101 vs. San Diego (1972), 5 for 103 vs. Green Bay and 5 for 158 vs. Cleveland (1970).

PERSONAL: Was running back at Arizona State with 4.5 yard average . . . Also starred as return specialist . . . Ran 9.4 hundred as collegian . . . Was J.C. All-American at Trinidad Junior College before Arizona State . . . Prep star at Johnstown, Pa. high school.



49

YEAR	GP	RECEIVING				RUSHING					
		NO	YDS	AVE	LG	TD	NO	YDS	AVE	LG	TD
1969	14	12	109	9.1	16	0	2	6	3.0	17	0
1970	13	30	532	17.7	56	5	2	20	10.0	16	0
1971	14	30	491	16.4	60†	5	1	-7	-	-	0
1972	14	24	485	20.3	48†	6	0	0	0.0	0	0
1973	13	22	309	14.0	49†	4	5	100	20.0	57†	1
Totals	68	118	1926	16.3	60†	20	10	119	11.9	57†	1

CHARLIE WEAVER


Linebacker—USC—4th Year

Ht. 6-2, Wt. 220 (Drafted '71, No. 2)

Born—Richmond, California, July 12, 1949


PRO: Back for banner year after impressive 1973 season despite missing one game with injury . . . Stepped in as replacement for Wayne Walker (retired) and performed strongly . . . One of fastest linebackers in NFL . . . Powerful hitter . . . Started twice in '72 and has missed only one game in three pro seasons . . . Intercepted two passes last year to go with one pickoff in '72 . . . Very enthusiastic with great competitive attitude.

PERSONAL: First team All-America as USC senior in 1970 . . . Named MVP in East-West Shrine Game . . . Made three All-America teams as collegiate junior . . . Pacific Eight Conference selection two years . . . Standout at Arizona West J.C. before going to USC . . . All-State prep star at Richmond, Calif.



59

YEAR	GP	INTERCEPTIONS				
		NO.	YDS	AVE	LG	TD
1971	14	0	0	0.0	0	0
1972	14	1	0	0.0	0	0
1973	13	2	32	16.0	27	0
Totals	41	3	32	10.7	27	0



HERMAN WEAVER

Punter—Tennessee—5th Year

Ht. 6-4, Wt. 210 (Drafted '70, No. 9)

Born—Villa Rica, Georgia, Nov. 17, 1948

PRO: Upped his punting average to a career high of 43.2 yards per boot in 1973, a gain of almost 3 yards per kick over the previous season despite having one kick blocked . . . Rated second best in NFC off last year's average . . . Trailed 49ers' Tom Wittum by only 0.5 yard . . . Had 35 of his 54 punts returned for 8.3 yard average runback . . . Had 26 of 43 returned previous year . . . Team ability to move ball in past four seasons has resulted in total of only 201 punts or 50 per season . . . Total ranks him second in Lion history to record-holder Yale Lary.

PERSONAL: Went to Tennessee as a wide receiver . . . Never punted in high school at Villa Rica (Ga.) but converted to booter in college . . . Kicked 181 times at Tennessee, never had one blocked . . . Has had 4 blocked in four years as pro . . . Pro career average now stands at 41.3 to rank him among top 10 in NFL . . . Detroit-area resident with wife, Suzanne and children, William, 4, and Michelle, 2.

18

YEAR	GP	PUNTING				B
		NO.	YDS	AVE	L	
1970	14	62	2483	40.6	65	1
1971	13	42	1752	41.7	63	2
1972	14	43	1734	40.3	55	0
1973	14	54	2333	43.2	66	1
Totals	55	201	8302	41.3	66	4



MIKE WEGER

Defensive Back—Bowling Green—8th Year

Ht. 6-2, Wt. 200 (Drafted '67, No. 9)

Born—Sherman, Texas, Oct. 2, 1945

PRO: Missed first two games of '73 season with ankle injury after being sidelined only once in previous 84 pro contests . . . Intercepted two passes to boost career total to 16 after being blanked for first time in '72 . . . Picked off 5 in 1968 and 5 more in 1970 including only return for a touchdown (29-yarder vs. Cleveland) . . . Went 51 yards with fumble to score vs. Atlanta in 1971 . . . Good speed . . . Top athlete.

PERSONAL: Was two-way player at Bowling Green and averaged 5.3 yards per carry as runner in addition to top-flight defensive duties . . . First Bowling Green griddy to gain All-American recognition . . . Team captain as senior . . . Set track records and ranked one of top athletes in B.G. history . . . Wife, Becky.

28

YEAR	GP	INTERCEPTIONS					TD
		NO.	YDS	AVE	LG		
1967	14	0	0	0.0	0	0	
1968	14	5	50	10.0	18	0	
1969	13	3	44	14.7	25	0	
1970	14	5	52	10.4	29†	1	
1971	14	1	16	16.0	16	0	
1972	14	0	0	0.0	0	0	
1973	12	2	20	10.0	12	0	
Totals	95	16	182	11.4	29†	1	


DOUG WYATT

Defensive Back—Tulsa—5th Year (2nd with Lions)
Ht. 6-1, Wt. 195 (Drafted '70, No. 17, New Orleans)
Born—Tyler, Texas, October 18, 1946

PRO: Acquired in '73 from New Orleans . . . Saw action in 10 games on special team units . . . Was regular starter for Saints, first at corner and then at safety . . . Picked up fumble and ran it 50 yards with interception vs. Green Bay in 1971 .

PERSONAL: Three-year letterman at Tulsa as offensive end and defensive back . . . Team captain as senior in '69 . . . Three-year All-Conference . . . Picked for Hula Bowl . . . Marketing major . . . Wife, Judy, and twin sons, Keither and Kevin, 3 . . . Lives in Kenner, Louisiana.

YEAR	TEAM	INTERCEPTIONS					
		GP	NO.	YDS	AVE	LG	TD
1970	N.O.	14	4	45	11.3	25	0
1971	N.O.	12	4	84	21.0	55†	1
1972	N.O.	14	0	0	0.0	0	0
1973	DET	10	0	0	0.0	0	0
Totals		50	8	129	16.1	55†	1



40
75

JIM YARBROUGH

Tackle—Florida—6th Year
Ht. 6-5, Wt. 265 (Drafted '69, No. 2)
Born—Charlotte, North Carolina, Oct. 28, 1946

PRO: Missed first 5 games last year while recovering from August knee surgery . . . Resumed starter role in Baltimore game and performed efficiently in 3rd season as offensive line fixture . . . Fine blocker with power . . . Teams with other tackle Rockne Freitas (6-6 and 270) to give Lions one of top tackle units in NFL . . . Played tight end as collegian but shifted to inside-line slot as Lion rookie.

PERSONAL: Standout receiver at Florida with 51 receptions for 685 yards . . . Excellent blocker as tight end and that ability prompted Lion move to make him a tackle . . . Voted to All-Southeastern Conference team as senior . . . Prep All-Stater at Arcadia high . . . Detroit-area resident with wife, Karen, who became Mrs. Yarbrough in June.



MICKY ZOFKO


Running Back—Auburn—4th Year
Ht. 6-1, Wt. 195 (Drafted '71, No. 9)
Born—Melbourne, Florida, June 8, 1949

PRO: Played in eight games last season as key-member of special team units . . . Sat out six games with injuries, 5 due to a shoulder bruise and one because of a pre-season knee problem . . .

. . . Led team on kickoff returns in 1972 with 23.7 average but utilized only once last year . . . Rated high on list of special-team players for abilities to break up return-wedge and get to ball carrier.

PERSONAL: Standout as quarterback and rusher at Auburn . . . Led Melbourne (Fla.) high school team to state title . . . Detroit-area resident with wife, Judy, and son, Michael, 3.

34



YEAR	RUSHING						RECEIVING						KICKOFF RETURNS					
	GP	NO	YDS	AVE	LG	TD	NO	YDS	AVE	LG	TD	NO	YDS	AVE	LG	TD		
1971	11	0	0	0.0	0	0	0	0	0.0	0	0	0	0	0.0	0	0		
1972	14	7	28	4.0	9	0	2	14	7.0	17	0	26	616	23.7	49	0		
1973	8	11	33	3.0	8	0	2	16	8.0	9	0	1	7	7.0	7	0		
Totals		33	18	61	3.4	9	4	30	7.5	17	0	27	623	23.1	49	0		

1973 LIONS RESULTS

Pre-Season (4-2-0)

Aug. 3	—	W	—	Lions	17	at Washington	14	53,041
Aug. 13	—	W	—	Lions	17	at Kansas City	16	67,624
Aug. 18	—	L	—	Lions	28	# Baltimore	32	33,174#
Aug. 24*	—	L	—	Lions	10	* Cincinnati	17	53,954*
Sept. 1	—	W	—	Lions	16	at Cleveland	13	64,088
Sept. 7*	—	W	—	Lions	34	* New England	21	50,104*

* at Detroit # at Memphis

Regular Season (6-7-1)

Sept. 16	—	L	—	Lions	10	at Pittsburgh	24	48,913
Sept. 23	—	T	—	Lions	13	at Green Bay	13	56,267
Oct. 1*	—	W	—	Lions	31	Atlanta	6	54,418*
Oct. 7*	—	L	—	Lions	9	Minnesota	23	54,418*
Oct. 14	—	L	—	Lions	13	at New Orleans	20	57,810
Oct. 21*	—	L	—	Lions	27	Baltimore	29	53,688*
Oct. 28*	—	W	—	Lions	34	Green Bay	0	53,859*
Nov. 4*	—	W	—	Lions	30	San Francisco	20	54,348*
Nov. 11	—	L	—	Lions	7	at Minnesota	28	48,503
Nov. 18	—	W	—	Lions	30	at Chicago	7	55,701
Nov. 22*	—	L	—	Lions	0	Washington	20	54,418*
Dec. 2	—	W	—	Lions	20	at St. Louis	16	47,712
Dec. 9*	—	W	—	Lions	40	Chicago	7	52,641*
Dec. 15	—	L	—	Lions	7	at Miami	34	80,047
					271		247	772,743 (377,790*)

* at Detroit

LIONS RANKINGS IN NATIONAL CONFERENCE, 1973

Category	Lions	Total & Rank	NFC Leader & Total
OFFENSE			
Total Yards Gained	4046	7th	Los Angeles 4906
by rushing	2133	4th	Los Angeles 2925
by passing	1913	10th	Philadelphia 2998
First Downs	237	9th	Los Angeles 294
Rushes	496	7th tie	Los Angeles 659
Passes Attempted	327	7th	Philadelphia 479
Passes Completed	171	8th	Philadelphia 275
Passes Had Intercepted	19	9th	Minnesota 9
Passer Tackled	27	2nd tie	Los Angeles 17
Fumbles Lost	14	3rd tie	LA-New York 9
Total Offensive Plays	850	10th	Los Angeles 947
Ave. Per Play	4.8	4th tie	LA-Dallas 5.2
Total Points Scored	271	8th	Los Angeles 388
Touchdowns	30	8th	Dallas 46
by rushing	17	2nd tie	LA-Atlanta 18
by passing	12	9th	Dallas 26
by returns	1	4th	Washington 8
DEFENSE			
Total Yards Allowed	3905	7th	Los Angeles 2951
by rushing	2117	7th	Los Angeles 1270
by passing	1788	4th	Atlanta 1430
First Downs Allowed	245	9th	Los Angeles 173
Opponents Rushes	501	6th	Los Angeles 366
Passes Attempted	332	6th	New York 275
Passes Completed	173	4th	Atlanta 151
Lions Interceptions	22	2nd tie	Washington 26
Opp. Passer Tackled	33	5th	Washington 53
Opp. Fumbles Recovered	11	13th	Dallas 23
Total Points Allowed	247	7th	Minnesota 168
Touchdowns	26	6th	Minnesota 15
by rushing	10	3rd	LA-Minn-Dall 5
by passing	15	6th tie	Minnesota 8
by returns	1	1st tie	Lions + 4 teams 1

1973 LIONS STATISTICS

TEAM STATISTICS

YARDS GAINED	LIONS	OPP.
Total	4046	3905
By Rushing	2133	2117
By Passing (net)	1913	1788
By Passing (gross)	2105	2058
FIRST DOWNS—Total	237	245
By Rushing	122	127
By Passing	104	98
By Penalty	11	20
PASSES		
Attempted	327	332
Completed	171	173
Average Gain	5.4	4.9
FUMBLES		
Number/Lost	30/14	31/11
PENALTIES		
Number/Yards	64/584	68/606
OFFENSIVE PLAYS		
No./Average Gain	850/4.8	866/4.5

INDIVIDUAL STATISTICS

RUSHING

	NO.	YDS	AVE	LG	TD
Taylor (10)	176	719	4.1	34	5
Owens	113	401	3.5	16	3
Farr	97	373	3.8	32t	4
Landry	42	267	6.4	18	2
Hooks	19	110	5.8	24	0
L. Walton	5	100	20.0	57t	1
Munson	10	33	3.3	11	0
Zofko	11	33	3.0	8	0
Jessie	5	31	6.2	17	1
Crosswhite	11	30	2.7	5	1
H. Weaver	1	18	18.0	18	0
McCullouch	2	12	6.0	13	0
Barney	2	9	4.5	7	0
Sanders	1	-1	-	-	0
Cappleman	1	-2	-	-	0
LIONS (4)	496	2133	4.3	57t	17
Opponents	501	2117	4.2	35	10

RECEIVING

	NO.	YDS	AVE	LG	TD
Sanders (32)	28	433	15.5	54	2
Taylor	27	252	9.3	35	0
Farr	26	183	7.0	27	0
Owens	24	232	9.7	12	0
L. Walton	22	309	14.0	49t	4
Jessie	20	364	18.2	84t	3
McCullouch	9	179	19.9	42	1
Hilton	6	70	11.7	31	1
Barnes	3	43	14.3	23t	1
Zofko	2	16	8.0	9	0
O'Brien	2	14	7.0	9	0
LIONS (8)	171	2105	12.3	84t	12
Opponents	173	2058	11.9	66t	15

PUNTING

	NO.	YDS	AVE	L	B
Weaver (2)	54	2333	43.2	66	1
Opponents	65	2700	41.5	58	0

INTERCEPTIONS

	NO.	YDS	AVE	L	TD
Johnson (3T)	5	82	16.4	38	0
Jauron	4	208	52.0	95t	1
Barney	4	130	32.5	35	0
Lucci	4	50	12.5	21	0
C. Weaver	2	32	16.0	27	0
Weger	2	20	10.0	12	0
Miller Farr	1	0	0.0	0	0
LIONS (2T)	22	522	23.7	95t	1
Opponents	19	171	9.0	30	0

KICKOFF RETURNS

	NO.	YDS	AVE	L	TD
Jauron (7)	17	405	23.8	33	0
Taylor	12	295	24.6	60	0
Jessie	6	154	25.7	36	0
Thrower	3	54	18.0	23	0
Johnson	3	51	17.0	21	0
Hooks	2	52	26.0	26	0
Barney	1	28	28.0	28	0
Jolley	1	15	15.0	15	0
Zofko	1	7	7.0	7	0
Barnes	1	0	0.0	0	0
Dennis	1	0	0.0	0	0
Germany	1	0	0.0	0	0
C. Weaver	1	0	0.0	0	0
LIONS (10)	50	1061	21.2	60	0
Opponents	58	1220	21.0	67	0

PUNT RETURNS

	NO.	YDS	AVE	L	FC	TD
Barney (5)	27	231	8.6	42	7	0
Jauron	6	49	8.2	16	4	0
L. Walton	1	9	9.0	9	1	0
Teal	1	0	0.0	0	0	0
LIONS (6)	35	289	8.3	42	12	0
Opponents	30	166	5.5	26	6	0

SCORING

	NO.	RUSH	REC	RET	PTS
Mann (18)	0	0	0	0	53*
O'Brien	0	0	0	0	38#
Taylor	5	5	0	0	30
L. Walton	5	1	4	0	30
Mel Farr	4	4	0	0	24
Jessie	4	1	3	0	24
Owens	3	3	0	0	18
Landry	2	2	0	0	12
Sanders	2	0	2	0	12
Crosswhite	1	1	0	0	6
Barnes	1	0	1	0	6
Hilton	1	0	1	0	6
McCullouch	1	0	1	0	6
Jauron	1	0	0	1	6
LIONS (8)	30	17	12	1	271
Opponents	26	10	15	1	247

*Mann: 14/14 EPs; 13/19 FGs
 #O'Brien: 14/14 EPs; 8/14 FGs
 Opponents: 25/25 EPs; 22/31 FGs

PASSING

	ATT	COMP	%	YDS	LG	TD	INT	TT/YDS LOST	AVE GAIN
Munson (10)	187	95	50.8	1129	54	9	8	14/ 95	6.04
Landry	128	70	54.7	908	84t	3	10	13/ 98	7.09
Cappleman	11	5	45.5	33	8	0	1	0/ 0	3.00
Zofko	1	1	100.0	35	35	0	0	0/ 0	35.00
LIONS (8)	327	171	52.3	2105	84t	12	19	27/192	6.47
Opponents	332	173	52.1	2058	66t	15	22	33/270	6.19

1973 LIONS SEASON REVIEW

(Scorers' Names In Capitals)

**Sept. 16 — PITTSBURGH 24, DETROIT 10,
at Pittsburgh (48,913)**

Detroit moved 57 yards with the opening kickoff, stalled at the Steeler 23, and missed a field goal attempt from the 30. Barney intercepted a Bradshaw pass but the Lions had to punt and Pittsburgh took over at its 7. The Steelers were at the Lion 38 at the end of a scoreless first period. They reached the 4, stalled and settled for GERELA'S 11-yard three-pointer.

Detroit held them on two subsequent drives and the half ended with the Steelers on top, 3-0 as a Landry pass was picked off in the endzone. Scoring action picked up in the third period as the Steelers took the kickoff and marched 89 yards to score when BRADSHAW went in from the one and GERELA converted.

On the second play after the next kickoff, LANDRY hit JESSIE on a play-option pass for 84 yards. MANN converted and it was 10-7. Detroit tied the score at 10-10 on a 40-yard field goal by MANN late in the period.

The Steelers came back to score early in the final period on a 24-yard pass from BRADSHAW to McMAKIN who made a leaping grab in the endzone to put Pittsburgh back on top, 17-10.

A Lion drive was thwarted when Landry was intercepted at the Steeler 24. Johnson recovered a Steeler fumble at the Pitt 45 and Detroit got to the 22 before Mann missed a 30-yard field goal try.

With only three minutes left, the Lions gambled on a fake punt on a 4th down play and lost the ball at their own 31. A personal foul on the Lions moved the ball to the 15 and on the second play BRADSHAW passed to SHANKLIN for a 6-yard final score.

(Landry hit on 11 of 27 for 219 yards, one touchdown and carried 8 times for 65 yards; Sanders caught 4 for 50 while Jessie had 3 for 131.)

**Sept. 23—DETROIT 13, GREEN BAY 13,
at Green Bay (56,267)**

The Packers dominated the first half with Brockington gaining 76 yards and Lane 51. Landry passed on the first play and Ellis picked it off for the Pack at the 43. But Detroit held to force a punt and the first period was scoreless. Lane and Brockington went to work late in the quarter and moved the ball to the Lion 30 for a MARCOL field goal early in the 2nd.

Another Landry pass was picked off midway in the period but Lucci recovered a Green Bay fumble to give Detroit possession at the Packer 17. MANN booted a 15-yarder to tie the score but the Packers took the next kickoff and moved 85 yards with LANE going the final 5. MARCOL'S conversion in the final minute made it 10-3 at halftime.

Naumoff recovered a Packer fumble early in the 3rd period at the Lions' 40 but a field goal attempt was wide. MANN kicked a 38-yarder to open the final period to cut the lead to 10-6.

Detroit put it together to go 78 yards. Taylor went 35 yards with a Landry pass for the big gainer before running the final 3 to put the Lions ahead, 13-10.

With 1:53 to go, Del Gaizo came in at quarterback for the Packers with the ball at his own 27. He hit one pass for 21, was sacked for a 13-yard loss and missed two other attempts. On 4th down with 23 to go he hit Staggers for a 25-yard gain and a first down. On 4th down MARCOL kicked a 24-yard field goal to tie the score with 22 seconds left.

(Landry hit on 8 of 15 passes for 91 yards; Taylor carried 22 times for 59; Taylor grabbed 3 passes for 38 and Jessie caught 3 for 34.)

Oct. 1—DETROIT 31, ATLANTA 6, at Detroit (54,418)

Atlanta scored first on MIKE-MAYER's 48-yard field goal to grab an early 3-0 lead but the Lions erased it on a 79-yard march with the pay-off coming on a 57-yard reverse with WALTON going all the way after taking a hand-off from Taylor. MANN's conversion made it 7-3.

Shiner was sacked by Hand midway through the 2nd period and Bell recovered for the Lions at the Falcons' 39. Landry passed to Walton for 28 before TAYLOR raced 10 yards to paydirt with MANN's kick good.

The Lions scored again in a heavy rain just before the half with FARR cracking through the middle on a 32-yard scoring sprint to end a 63-yard drive on the 6th play. That made it 21-3 at halftime.

MIKE-MAYER and MANN traded 27 and 20-yard field goals for the only third period scoring. Jauron recovered a Falcon fumble after a Lion punt to open the final quarter at the Atlanta 10. Taylor made one before JESSIE took a reverse-handoff to go the final 9 and make it 31-6. Johnson ended Atlanta's only real threat with an interception in the endzone after the Falcons had moved to the Lion 21 late in the game.

(Landry hit 6 of 12 for 67 yards; Farr carried 16 times for 90 yards, Taylor made 48 on 16 tries; Farr grabbed 4 passes for 37.)

LIONS 500th NFL GAME OCT. 20

A milestone in the history of the Lions will be observed when Detroit plays Minnesota on Oct. 20 in the season's sixth game. It will be the Lions' 500th game. In the past 40 years, since the Lions joined the NFL in 1934, they have played 494 regular season games. The record is 245 wins, 225 losses, and 24 ties.

Oct. 7—MINNESOTA 23, DETROIT 9, at Detroit (54,418)

The Vikings had 14 points before all of the fans were seated as the Lions fumbled the opening kickoff with McClanahan recovering for the Vikes at the 13. TARKENTON passed to MARINARO, COX converted. On the next series, a bad pass from center resulted in a loss for H. Weaver on a 4th down punt situation and Minnesota took over at the 23. On third down, TARKENTON again hit MARINARO for an 8-yard score and it was 14-0 after only 4:36 in the first period.

Detroit drove 63 yards with the next kickoff but was thrown back at the Viking nine and settled for a 37-yard field goal by MANN. Detroit got another 15-yarder by MANN early in the second quarter to cap a 59-yard march. COX hit a 38-yarder for the Vikes to make it 17-6 and the Lions then failed on a 4th down lunge with a yard to go at the Viking 15 after moving 49 yards following Johnson's theft of a Tarkenton pass. Johnson picked off another one but the Vikes got it right back when Landry's arm was hit on a pass play. COX finally settled for a 37-yarder and it was 20-6 at the half.

MANN's third field goal of 33 made it 20-9 and COX retaliated with a 27-yarder in the final period to end the scoring. After the first two touch-downs, the teams played even ball the rest of the way with Detroit out-rushing the Vikes, 154 to 147, but being out-passed, 179 to 91.

(Farr gained 52 yards on 11 carries, with Owens sidelined; Landry hit 14 of 24 for 110 yards, Munson was 4 of 7 for 21; Farr grabbed 11 passes for 85.)

**Oct. 14—NEW ORLEANS 20, DETROIT 13,
at New Orleans (57,810)**

The Saints started a drive near the end of a scoreless first quarter and capped an 80-yard march with a 10-yard field goal by FELLER to open the 2nd period. MANN booted a 34-yarder for the Lions and it was knotted 3-3 at halftime.

Mann's second field goal try was wide from the 23 to open the last half but FELLER came up with an 18-yarder midway in the period. Detroit then took the kickoff and went 80 in just four plays to score. LANDRY hit McCULLOUGH twice in a row for 14 and then for 33 and a touchdown. MANN's conversion made it 10-6 for the Lions.

New Orleans recovered a Lion fumble at midfield to open the final period and with Phillips and Butler carrying for strong gains moved to the Lions' one where STEVENS cracked over to make it 13-10.

MANN's 29-yard field goal knotted it at 13-all but a 48-yard return by Stevens of Mann's ensuing kickoff started the Saints off again. With Manning passing and Phillips and Butler running, the Saints reached the 11. FELLER kicked a field goal. The Lions were charged with roughing him after the kick and the Saints took the penalty to the 2. On the second play, BUTLER slashed in for the touchdown.

(Landry hit on 9 of 19 for 175 yards and one touchdown; he carried nine times for 48; Farr gained 59 on 13 carries, Taylor had 53 on 8; Sanders caught 3 for 80; McCullough caught 2 for 47 and a touchdown.)

Oct. 21—BALTIMORE 29, DETROIT 27, at Detroit (53,688)

The opening period was scoreless but the Colts ended an 88-yard drive on the second play of the second quarter when DOMRES sneaked in from the one and HUNT converted. The Lions couldn't get anything going and Baltimore added a 14-yard field goal by HUNT midway in the period.

Detroit drove 65 yards after recovering a Colt fumble but stalled at the two and settled for O'BRIEN's 14-yard field goal. The Lions added three more points on O'BRIEN's 36-yarder in a race with the clock which saw Detroit run seven plays in 42 seconds to move 55 yards with Landry passing to Sanders (31), Taylor (5) and Walton (7) with a 12-yard sprint in between. It was 10-6 Colts at the half.

The Lions went 76 yards with the second half kickoff to take a lead when LANDRY sprinted the last two yards and O'BRIEN converted. But the Colts struck back quickly on the second play after the kickoff. DOMRES threw a 66-yard pass-run touchdown to DOUGHTY. The conversion try was aborted and the Colts led, 16-13.

O'BRIEN missed a 25-yard field goal try late in the 3rd before the Colts again put on a drive that saw McCAULEY belt the final 14 yards early in the final period to put Baltimore ahead, 23-13. Two Lion fumbles on succeeding drives gave the Colts the ball and HUNT kicked 20 and 29-yard field goals.

Taylor went 60 yards with a kickoff return late in the game to the Colt 35 and LANDRY went the final four to score. Detroit held and took over again with 1:52 left. The Lions drove 80 yards in 9 plays with LANDRY hitting SANDERS for the final five.

(Landry ran 10 times for 75 yards, completed 20 of 29 passes for 227 yards, one touchdown; Walton caught 8 passes for 96 yards, Sanders 4 for 60 and a touchdown.)

**Oct. 28—DETROIT 34, GREEN BAY 0,
at Detroit (53,859)**

Detroit went 58 yards first time the Lions had possession to score as OWENS bumped the last two yards. Lone pass in the drive was a 19-yarder to Owens. It was Landry's 1,000th pro pass, his 525th completion. Landry was injured in the same period and underwent knee surgery later to be lost for the rest of the season.

O'Brien added a 32-yard field goal later in the period to make it 10-0. An interception in the endzone by Hill stopped another Detroit threat but the Lions struck again next time they had the ball. Taylor made 29 and FARR hit for 11, 6, and 5 before going the final one to score and it was 17-0 at the intermission.

Ellis fumbled a Lion punt late in the 3rd period and Johnson recovered for Detroit at the Packer 17. TAYLOR ran the final nine to score and it was 24-0 early in the final period. Johnson intercepted a Hunter pass on the next series and O'BRIEN kicked a 30-yard field goal.

The final score was a six-yard pass from MUNSON to HILTON.

(Landry was 2 for 2 before his injury, Munson was 5 for 10 and one touch-down; Taylor carried 23 times for 160 yards, his biggest day; Owens caught 3 passes for 24 yards.)

**LIONS "100-GAME CLUB" WILL GAIN NEW MEMBERS
IN 1974**

Four players will play in their 100th Lion game this season, bringing the total of members in the 100-plus game "Club" to 22. Paul Naumoff has played 98 games, Bob Kowalkowski has 96 games to his credit, Mike Weger has played 95, and Lem Barney has a total of 91 games played. At the season's start, 18 Lions had played 100 or more games in their careers.

**Nov. 4—DETROIT 30, SAN FRANCISCO 20,
at Detroit (54,342)**

After O'Brien missed a long field goal try (48) on the Lions' first drive, Barney intercepted a Brodie pass and returned 29 yards to the 49ers 44. MUNSON hit TAYLOR for 23 and then came back to him again for a 19-yard touchdown with O'BRIEN converting.

Weger picked off another Brodie pass late in the period to start another scoring drive of 74 yards which took just 5 plays. Farr and Taylor carried to the 49 before MUNSON passed to WALTON who took it on the 30 and went in for the score to make it 14-0.

San Francisco came back to score early in the 2nd period with BRODIE hitting WASHINGTON for a five-yard touchdown but the Lions came back to go 73 yards in six plays with TAYLOR darting the final 16 for the score to make it 21-7.

GOSSETT kicked field goals of 24 and 35 yards later in the period and O'BRIEN booted a 39-yarder to make it 24-13 before the 49ers went 74 yards to score just before the intermission with BRODIE passing the final 4 yards to KWALICK. The Lions led 24-20.

O'BRIEN's 10-yard field goal was the only 3rd period scoring and he kicked another 37-yarder late in the final quarter to end the action.

(Munson passed for 234 yards in hitting 14 of 27 attempts and 2 touch-downs; Farr carried 17 times for 71 yards, Taylor made 70 on 20 tries; Walton grabbed 5 passes for 99 yards and 2 touchdowns, Sanders caught 3 for 68.)

Nov. 11—MINNESOTA 28, DETROIT 7, at Minnesota (48,503)

Minnesota fumbled on a fake punt-play early in the opening period and the Lions took over at the Viking 44. Taylor reeled off 11 yards on two plays before MUNSON hit JESSIE on a 33-yard touchdown pass. O'BRIEN's conversion made it 7-0, Detroit, at 7:37.

BROWN carried 53 yards on 6 plays next time Minnesota had the ball and went in from the one to tie the score when COX converted. Play was even until late in the second period when the Vikes rushed Weaver on a punt and forced a fumble. HILGENBERG scooped up the loose ball at the two and stepped in to give the Vikings a 14-7 halftime lead.

Tarkenton went to the air to open the second half and hit three times for 58 yards to reach the Lion 7. MARINARO drove in for the score.

The Lions drove back to reach the Minnesota 16 and tried a reverse on 4th down with one to go. It was short and Minnesota took over at the 17. The Vikes went all the way to score with TARKENTON hitting GILLIAM to cover the final 31 yards.

The Lions came back twice in the final period but were stopped at the Minnesota 11 for their deepest penetration. Another drive was thwarted with an interception.

(Munson clicked on 16 of 34 passes for 152 yards; Taylor carried 9 times for 49; Jessie caught 5 passes for 71.)

LIONS RECORD ON ARTIFICIAL TURF

Pre-Season Games: 8 = 5-3-0

Regular Season Games: 11 = 6-5-0

Post-Season Games: 1 = 0-1-0

Total Games Played: 20 = 11-9-0

Nov. 18—DETROIT 30, CHICAGO 7, at Chicago (55,701)

After Taylor returned the opening kickoff 38 yards, the Lions went 62 yards in a hurry with TAYLOR rushing for a 16-yard touchdown and O'Brien converting inside the first six minutes.

The Bears came right back to tie it on their first drive with GARRETT going the final yard and RODER converting. The Bears drove again in the second period and reached the Detroit nine before Huff's pass was intercepted by JAURON at the five. He went 95 yards with his first pro pickoff to score. The Bears had to punt after the kickoff and Munson went to the air to hit Hilton for 11 before spotting WALTON in the endzone for a 3-yard touchdown. Taylor ripped off a 34-yard sprint in the 52-yard march which made it 20-7 at the intermission. JAURON intercepted a second Huff pass just before the two-minute mark.

Lucci's interception early in the 3rd quarter set up a 26-yard field goal by O'BRIEN to make it 23-7. A weak Bear punt gave Detroit the ball at the Chicago 37 midway in the 3rd period. Taylor made 12 before Munson passed 25 yards to WALTON in the endzone with O'BRIEN converting to make it 30-7.

Lucci made his 2nd interception of the game and Jauron his 3rd in a scoreless final period.

(Munson completed 7 of 14 passes for 66 yards and two touchdowns; Walton caught 2 for 28, both were touchdowns; Taylor carried 18 times for 106 yards; Jauron picked off three passes for 167 yards.)

Nov. 22—WASHINGTON 20, DETROIT 0, at Detroit (54,418)

The Redskins marched 74 yards in 13 plays the first time they had possession with Kilmer picking up 31 yards on passes and Harraway doing the heavy rushing. HARRAWAY went the final four to score on a flip pass and KNIGHT converted.

Detroit fumbled the ball away after the ensuing kickoff and the Skins took over at the Lions' 23. KNIGHT added three points on a 25-yard field goal.

Weaver's punt from midfield midway through the second period was blocked (Stone) and Brunet returned it 11 yards to the Lions' 33. The Skins settled for a 13-yard field goal by KNIGHT to up the score to 13-0.

The Skins took the second half kickoff and drove all the way, 75 yards, to score again with Kilmer capping it with a three-yard flip to TAYLOR in the endzone.

Detroit's last chance to get on the board ended when Munson's pass bounced off Sanders and was intercepted by Robinson at the Skins' nine yard line.

(Munson passed nine times, completed four for 33 yards; Owens carried 6 times for 28, Taylor carried 10 times for 28 and caught three of the four completed passes for 25; Owens grabbed the other pass for 8.)

MEMBERS OF LIONS 100-YARD GAME CLUB

NAME	100-YD	Games	NAME	100-YD	Games
Ernie Caddel		2	Don McIlhenny		1
Low Carpenter		2	STEVE OWENS		3
Dutch Clark		2	Nick Pietrosante		6
Mel Farr		5	Bill Shepherd		1
Gene Gedman		1	Frank Sinkwich		1
Ace Gutowsky		1	ALTIE TAYLOR		4
Bob Hoernschemeyer		3	Wally Triplett		1
John Henry Johnson		2	Tommy Watkins		3
Bobby Layne		1	Camp Wilson		1
Amos Marsh		2			

Dec. 2—DETROIT 20, ST. LOUIS 16, at St. Louis (44,982)

ERROL MANN, inactive for five straight games, booted a 52-yard field goal late in the opening period for a 3-0 Lion lead and the longest kick of his pro career. The Cardinals came back on a 72-yard drive to go ahead, 7-3, with METCALF diving the final two.

Munson moved Detroit 74 yards after the kickoff with OWENS bumping in from the one after a pass to McCullouch picked up 42 yards. A pass interference penalty by the Lions let the Cardinals get in position for BAKKEN's 43-yard field goal. With 5 seconds left in the half, MANN retaliated with a 36-yarder for a 13-10 Lion lead.

Another 43-yard field goal by BAKKEN knotted the count midway in the third quarter and the Cardinals tried another from the 37 to open the final period. Ken Sanders blocked it for the Lions. Munson promptly hit Charlie Sanders with a quick pop and he ran 54 yards (his longest gain as a pro) to the 9. Two plays later Munson again hit SANDERS, this time in the endzone, for a 5-yard touchdown.

The Cardinals picked up a 34-yard field goal by BAKKEN to narrow the margin and had another drive going in the final minutes before Lucci ended it by intercepting at the Lion 21.

(Munson hit on 14 of 24 passes for 211 yards, one td.; Taylor carried 13 times for 42 yards, and caught 5 passes for 40; McCullouch caught 3 for 73 while Sanders had two for 59 and a touchdown.)

Dec. 9—DETROIT 40, CHICAGO 7, at Detroit (52,641)

MANN kicked a 36-yard field goal after Detroit monopolized the first six minutes of action with a drive that was halted at the Chicago 29. Barney's 32-yard return of an intercepted pass reached the Bear 10 early in the 2nd period and on two plays FARR went in for a touchdown.

The Lions went 49 yards in 8 plays next time they had the ball and scored when Munson hit BARNES on a 23-yard strike. Barney returned a Bear punt 42 yards to the Chicago 32 on the following series and after Munson hit on passes to Barnes and Jessie to reach the 7, FARR went in again and it was 24-0. A fumble by Farr at the Lions' 18 was recovered by the Bears at the 11 and on third down Huff hit PARSONS for the Bears' only score.

Munson passed 30 yards to JESSIE for a score early in the 3rd period, MANN kicked a 37-yard field goal midway through the period. Jauron made a fancy interception and a 41-yard return to open the final period. Cappleman took over for Munson. He hit Hilton for 8 yards to the one on the first pass he ever threw for the Lions and CROSSWHITE bumped in for the final touchdown.

(Munson hit 14 of 28 passes for 166 yards and two touchdowns; Owens carried 11 times for 44 while Farr made 44 on 13 tries, plus two touchdowns; Sanders caught 4 for 33, Jessie had 3 for 49 and Barnes 3 for 43.)

LIONS ALL-TIME PLAYER ROSTER: 611 Men From 193 COLLEGES

Over the past 40 seasons, the Lions have had a total of 611 players play at least one regular season game. They have come from 193 colleges, ranging from Abilene Christian to Youngstown. The Big 10 Conference has sent 108 players to the Lions. Michigan State has contributed 21 former Spartans to lead the list of all colleges. Ohio State is next with 19, while Southern Cal is third with 18, followed by the University of Detroit with 17. Three schools, Michigan, Indiana and Notre Dame, are tied with 16, and Tennessee follows with 13. There are five players who came to the Lions with no college experience.

Dec. 15—MIAMI 34, DETROIT 7, at Miami (80,047)

Miami recovered Farr's fumble on the second play of the game and Griese hit WARFIELD for a 21-yard touchdown on Miami's initial play. The Lions picked up a pair of first downs after the kickoff but had to punt and the Dolphins drove 82 yards to score with Griese again hitting WARFIELD for the touchdown (7 yards). YEPREMIAN's second conversion made it 14-0 in the first period.

YEPREMIAN's 27-yard field goal upped it to 17-0 to open the second quarter and Miami then struck twice more as Griese went to the air. The touchdowns again were scored by WARFIELD on catches of 16 and 4 yards as the Dolphins dominated the first half to lead, 31-0.

Detroit gambled on a 4th down pass early in the third period and Munson was charged with intentional grounding to give Miami the ball at the Lions' 45. YEPREMIAN wound up with a 28-yard field goal and it was 34-0.

Cappleman replaced Munson at quarterback for the Lions and with Owens doing heavy duty, the Lions drove to the Miami one-yard line. Stuckey intercepted Cappleman's first-down pass two yards deep in the endzone to end the threat.

The Lions came back again in the final minutes to go 66 yards with OWENS as a one-man gang. Steve banged in from the 5.

(Munson hit on 8 of 15 passes for 73 yards, Cappleman was 2 for 4 and 13; Owens carried 27 times for 113 yards; Owens also caught 6 passes for 56.)

LIONS' HEAD COACHES SUMMARY

NAME	YEARS	TOTAL	GAMES	WON	LOST	TIED
Potsy Clark	1934-36, 40	4	48	30	15	3
Dutch Clark	1937-38	2	22	14	8	0
Gus Henderson	1939	1	11	6	5	0
Bill Edwards	1941-42	1+	14	4	9	1
John Karcis	1942	1—	8	0	8	0
Gus Dorais	1943-47	5	53	20	31	2
Bo McMillin	1948-50	3	36	12	24	0
Buddy Parker	1951-56	6	72	47	23	2
George Wilson	1957-64	8	104	53	45	6
Harry Gilmer	1965-66	2	28	10	16	2
Joe Schmidt	1967-1972	6	84	43	34	7
Don McCafferty	1973-	1	14	6	7	1
TOTALS: 12 Coaches—		40	494	245	225	24

PAST LIONS COACHES

Hunk Anderson, 1939	Chuck Knox, 1967-72
*Joe Bach, 1943-47	Jim Martin, 1967-72
Sammy Baugh, 1966	*Scooter McLean, 1959-63
Leeman Bennett, 1972	*Bo McMillan, HEAD COACH 1948-50
*Les Bingaman, 1960-64	Bill McPeak, 1967-72
Carl Brettschneider, 1965-66	Roy Miller, 1941-42
Earl Brown, 1951	John North, 1965-72
Pete Cawthon, 1945	Bob Nussbaumer, 1957-64
*Paul Christman, 1954-55	Buddy Parker, assistant 1950, HEAD COACH 1951-56
Dutch Clark, HEAD COACH 1937-38	Buster Ramsey, 1952-59
*Potsy Clark, HEAD COACH 1934-36, 1940	*Clare Randolph, 1940
Red Cochran, 1956-58	Ray Renfro, 1965
Jimmy David, 1967-72	Lou Rymkus, 1966
Don Doll, 1963-64	Joe Schmidt, assistant 1966, HEAD COACH 1967-72
*Gus Dorais, HEAD COACH 1943-47	Don Shula, 1960-62
Bob Dove, 1958-59	Carl Taseff, 1965-66
Bill Edwards, HEAD COACH 1941, 1942 (3 games)	Tim Temerario, 1948-49
Aldo Forte, 1957-65	Russ Thomas, 1952-53
Harry Gilmer, HEAD COACH 1965-66	Dick Voris, 1972
Sonny Grandelius, 1964	George Wilson, assistant 1949-56, HEAD COACH 1957-64
*Gus Henderson, HEAD COACH 1939	Bob Winslow, 1946-47
John Karcis, assistant 1942, HEAD COACH 1942 (8 games)	Lou Zarza, 1948
	*Deceased

LIONS PRE-SEASON GAMES RESULTS, 1949-1973

1949 (3-2-0)

NY Bulldogs at Hershey W 21-10
Pittsburgh at Roanoke W 41-21
Philadelphia at New Orleans L 14-45
Washington at Denver L 31-7
NY Giants at Minneapolis W 21-6

1950 (2-3-0)

at Pittsburgh L 17-14
Cleveland at Akron L 35-14
Washington at Dallas L 28-24
Philadelphia at Little Rock W 49-24
Chicago Cards at Birmingham W 24-16

1951 (4-1-1)

NY Giants at Dallas W 31-21
Philadelphia at Shreveport T 17-17
Washington at Amarillo L 10-7
Cleveland at DETROIT W 20-20
Chicago Cards at San Antonio W 21-7
NY Yanks at Houston W 28-14

1952 (6-0-0)

Chicago Cards at Amarillo W 28-13
Philadelphia at Little Rock W 7-3
NY Giants at DETROIT W 33-17
Cleveland at Syracuse W 28-21
at Dallas W 21-14
Washington at Norman W 45-7

1953 (4-1-1)

All-Stars at Chicago W 24-10
Pittsburgh at Syracuse W 16-13
NY Giants at Dallas W 38-7
Cleveland at DETROIT T 24-24
Washington at Buffalo W 31-17
at Philadelphia L 28-17

1954 (6-0-0)

All-Stars at Chicago W 31-6
at Philadelphia W 17-14
Washington at DETROIT W 37-7
NY Giants at Norman W 28-13
Cleveland at Dallas W 56-31
Pittsburgh at Buffalo W 42-14

1955 (4-2-0)

Philadelphia at Dallas L 14-8
Washington at Mobile W 17-14
Chicago Cards at St. Louis L 17-16
Pittsburgh at Miami W 24-0
at Cleveland W 19-3
NY Giants at DETROIT W 27-17

1956 (4-2-0)

Pittsburgh at Toledo W 20-15
Chicago Cards at Mobile L 20-17
Philadelphia at Miami W 31-14
Cleveland at DETROIT W 17-0
Cleveland at Akron W 30-14
Washington at Buffalo L 19-17

1957 (3-3-0)

Cleveland at DETROIT W 20-10
Philadelphia at Toledo W 34-27
Washington at Birmingham W 31-14
Pittsburgh at Buffalo L 20-14
at Cleveland L 23-7
NY Giants at DETROIT L 17-0

1958 (2-4-0)

All-Stars at Chicago L 35-19
Cleveland at DETROIT W 17-7
NY Giants at DETROIT W 26-7
Chicago Bears at Dallas L 24-17
Philadelphia at Norman L 31-24
at Cleveland L 41-7

1959 (4-2-1)

Los Angeles at Boulder T 20-20
Chicago Cards at Norman L 21-19
Cleveland at Akron W 9-3
NY Giants at DETROIT L 38-0
Philadelphia at Toledo W 35-24
Cleveland at DETROIT W 31-28
Washington at DETROIT W 31-14

1960 (2-3-1)

Cleveland at DETROIT L 28-14
St. Louis at Toledo W 24-21
Pittsburgh at DETROIT W 13-7
Philadelphia at Norman L 40-10
NY Giants at New Haven T 16-16
at Cleveland L 14-10

1961 (4-1-0)

Cleveland at DETROIT W 35-7
at Pittsburgh W 17-14
Philadelphia at DETROIT L 23-14
St. Louis at DETROIT W 20-7
at Cleveland W 35-17

1962 (4-1-0)

Cleveland at DETROIT L 17-14
Dallas at Cleveland W 35-24
Pittsburgh at DETROIT W 26-20
St. Louis at Omaha W 19-14
at St. Louis W 14-0

1963 (2-3-0)

Cleveland at DETROIT W 24-10
New York at Cleveland L 24-21
St. Louis at Omaha W 22-17
Pittsburgh at DETROIT L 22-7
Dallas at New Orleans L 27-17

1964 (3-1-1)

Washington at Charlotte W 28-27
Baltimore at DETROIT T 28-28
at Philadelphia W 17-13
Cleveland at DETROIT L 35-14
New York at Cleveland W 24-10

1965 (1-4-0)

at Philadelphia L 20-17
Baltimore at DETROIT L 23-3
Cleveland at DETROIT L 28-14
New York at Cleveland W 25-21
Washington at Canton L 20-3

1966 (0-4-1)

Minnesota at New Orleans T 6-6
St. Louis at DETROIT L 28-14
New York at New Haven L 17-7
Dallas at Tulsa L 20-10
Baltimore at DETROIT L 20-0

1967 (3-2-0)

at Denver L 13-7
Buffalo at DETROIT W 19-17
at San Diego W 38-17
Baltimore at DETROIT L 14-5
at St. Louis W 21-7

1968 (2-3-0)

at Buffalo L 13-9
at Philadelphia W 20-3
Baltimore at DETROIT W 14-7
at Washington L 16-10
New York Jets at Cleveland L 9-6

1969 (5-1-0)

at Kansas City L 38-13
 Buffalo at DETROIT W 24-12
 Boston at Montreal W 22-9
 Washington at Tampa W 21-20
 Philadelphia at Raleigh W 23-21
 New Orleans at DETROIT W 42-7

1970 (4-2-0)

Kansas City at DETROIT L 30-17
 at Buffalo W 22-6
 at New Orleans W 31-17
 Philadelphia at DETROIT W 31-7
 Baltimore at Raleigh L 20-14
 at Cincinnati W 31-14

1973 (4-2-0)

at Washington W 17-14
 at Kansas City W 17-16
 Baltimore at Memphis L 28-32

1971 (3-3-0)

New York Jets at Tampa W 28-24
 Cincinnati at DETROIT L 31-24
 Baltimore at Ann Arbor W 23-20
 at Miami L 28-24
 Buffalo at DETROIT L 31-17
 at Philadelphia W 49-10

1972 (4-2-0)

Miami at DETROIT W 31-23
 at Cincinnati L 28-20
 Cleveland at Ann Arbor W 34-7
 Washington at DETROIT W 23-10
 Baltimore at Tampa W 24-17
 at New England L 34-30

Cincinnati at DETROIT L 10-17
 at Cleveland W 16-13
 New England at DETROIT W 34-21

LIONS' LONGEST *League Record

RUSHING PLAY:

- 96 yards — Bob Hoernschemeyer, Nov. 23, 1950 vs. New York Yanks (TD)
 85 yards — Bob Hoernschemeyer, Nov. 22, 1951 vs. Green Bay (TD)
 80 yards — Wally Triplett, Oct. 30, 1949 at Green Bay (TD)
 78 yards — Elmer Hackney, Nov. 8, 1942 vs. Pittsburgh
 76 yards — GREG LANDRY, Sept. 20, 1970 at Green Bay

PASSING PLAY:

- 99 yards* — Karl Sweetan to Pat Studstill, Oct. 16, 1966 at Baltimore (TD)
 97 yards — Bobby Layne to Cloyce Box, Nov. 26, 1953 vs. Green Bay (TD)
 92 yards — Milt Plum to Dan Lewis, Nov. 15, 1964 at Cleveland (TD)
 88 yards — Dave Ryan to John Greene, Nov. 10, 1946 vs. Pittsburgh (TD)
 86 yards — BILL MUNSON to Mel Farr, Sept. 22, 1968 vs. Chicago (TD)

KICKOFF RETURN:

- 104 yards — Terry Barr (92) and Gene Gedman (12), Oct. 26, 1958 at Los Angeles (TD)
 102 yards — RON JESSIE, Oct. 24, 1971 vs. Chicago (TD)
 101 yards — Bill Jefferson, Nov. 23, 1941 vs. Chicago Bears (TD)
 100 yards — Pat Studstill, Oct. 8, 1961 vs. Chicago Bears (TD)
 100 yards — Bill Bowman, Sept. 26, 1954 vs. Chicago Bears (TD)
 98 yards — Ned Mathews, Nov. 21, 1943 vs. Phila.-Pittsburgh (TD)
 98 yards — LEM BARNEY, Nov. 3, 1968 at Los Angeles (TD)

PUNT RETURN:

- 90 yards — Tommy Watkins, Oct. 6, 1963 vs. San Francisco (TD)
 89 yards — Jack Christiansen, Nov. 22, 1951 vs. Green Bay (TD)
 84 yards — Bill Dudley, Oct. 19, 1947 at Chicago Bears (TD)

INTERCEPTION RETURN:

- 102 yards* — Bob Smith, Nov. 24, 1949 vs. Chicago Bears (TD)
 100 yards — Vern Huffman, Oct. 17, 1937 vs. Brooklyn (TD)
 95 yards — Don Doll, Oct. 8, 1949 at Pittsburgh (TD)
 92 yards — Jack Christiansen, Nov. 1, 1953 at Los Angeles (TD)
 90 yards — Bob Smith, Nov. 2, 1952 at Pittsburgh
 88 yards — RUDY REDMOND, Dec. 17, 1972 at Los Angeles (TD)

PUNT:

- 81 yards — Bill de Correvont, Oct. 6, 1946 at Washington
 78 yards — Pat Studstill, Oct. 8, 1967 vs. Green Bay
 75 yards — Bob Smith, Oct. 8, 1951 vs. New York Yanks
 74 yards — Yale Lary, Sept. 13, 1964 at San Francisco

FIELD GOAL:

- 54 yards — Glenn Presnell, Oct. 7, 1934 at Green Bay
 52 yards — ERROL MANN, Dec. 2, 1973 at St. Louis
 52 yards — Jim Martin, Oct. 23, 1960 vs. Baltimore
 51 yards — ERROL MANN (2), Oct. 18, 1970 at Cleveland; Oct. 16, 1972 vs. Green Bay.
 51 yards — Jim Martin, Oct. 23, 1960 vs. Baltimore
 50 yards — ERROL MANN (3), Oct. 26, 1969 at Minnesota; Sept. 27, 1970 vs. Cincinnati; and Dec. 20, 1970 vs. Green Bay.

LIONS INDIVIDUAL RECORDS (1934-1973)

CAREER

SERVICE

MOST SEASONS:

- 15 Wayne Walker, 1958-72
- 14 Dick LeBeau, 1959-72
- 13 Joe Schmidt, 1953-65
- 13 Darris McCord, 1955-67
- 12 Alex Karras, 1958-62,
1964-70

MOST GAMES:

- 200 Wayne Walker, 1958-72
- 185 Dick LeBeau, 1959-72
- 168 Darris McCord, 1955-67
- 161 Alex Karras, 1958-62,
1964-70
- 154 Joe Schmidt, 1953-65

RUSHING

MOST ATTEMPTS:

- 938 Nick Pietrosante, 1959-65
- 820 ALTIE TAYLOR, 1969-73
- 739 Mel Farr, 1967-73
- 693 Ace Gutowsky, 1934-38
- 651 Dan Lewis, 1958-64

MOST YARDS GAINED:

- 3933 Nick Pietrosante, 1959-65
- 3127 ALTIE TAYLOR, 1969-73
- 3072 Mel Farr, 1967-73
- 2698 Dan Lewis, 1958-64
- 2444 Ace Gutowsky, 1934-38

PASSING

MOST ATTEMPTS:

- 2193 Bobby Layne, 1950-58
- 1315 Milt Plum, 1962-67
- 1001 GREG LANDRY, 1968-91
- 913 BILL MUNSON, 1968-85
- 885 Earl Morrall, 1958-64

MOST COMPLETIONS:

- 1074 Bobby Layne, 1950-58
- 671 Milt Plum, 1962-67
- 526 GREG LANDRY, 1968-48
- 485 BILL MUNSON, 1968-47
- 447 Earl Morrall, 1958-64

MOST YARDS GAINED:

- 15710 Bobby Layne, 1950-58
- 8536 Milt Plum, 1962-67
- 7474 GREG LANDRY, 1968-65
- 6555 Earl Morrall, 1958-64
- 5961 BILL MUNSON, 1968-48

MOST TOUCHDOWN PASSES:

- 118 Bobby Layne, 1950-58
- 55 Milt Plum, 1962-67
- 53 Earl Morrall, 1958-64
- 52 GREG LANDRY, 1968-43
- 43 BILL MUNSON, 1968-48

MOST PASSES INTERCEPTED

- 142 Bobby Layne, 1950-58
- 87 Milt Plum, 1962-67
- 62 GREG LANDRY, 1968-41
- 41 Earl Morrall, 1958-64
- 40 Frank Sinkwich, 1943-44

RECEIVING

MOST PASSES RECEIVED:

- 325 Gail Cogdill, 1960-68
- 287 Jim Gibbons, 1958-68
- 227 Terry Barr, 1957-65
- 208 CHARLIE SANDERS, 1968-174
- 174 Leon Hart, 1950-57

MOST YARDS GAINED:

- 5220 Gail Cogdill, 1960-68
- 3810 Terry Barr, 1957-65
- 3561 Jim Gibbons, 1958-68
- 3084 CHARLIE SANDERS, 1968-2965
- John Greene, 1944-50

INTERCEPTIONS

MOST PASSES INTERCEPTED:

- 62 Dick LeBeau, 1959-72
- 50 Yale Lary, 1952-53, 1956-64
- 46 Jack Christiansen, 1951-58
- 42 LEM BARNEY, 1967-36
- 36 Jim David, 1952-59

MOST YARDS GAINED:

- 904 LEM BARNEY, 1967-787
- 787 Yale Lary, 1952-53, 1956-64
- 762 Dick LeBeau, 1959-72
- 719 Bob Smith, 1949-53
- 717 Jack Christiansen, 1951-58

SCORING

MOST POINTS:

- 534 Doak Walker, 1950-55
- 456 ERROL MANN, 1969-345
- Wayne Walker, 1958-72
- 259 Jim Martin, 1951-61
- 254 Dutch Clark, 1934-38

MOST TOUCHDOWNS (Total):

- 38 Terry Barr, 957-65
- 36 Mel Farr, 1967-73
- 34 Doak Walker, 1950-55
- 32 Cloyce Box, 1949-50,
1952-54
- 31 Leon Hart, 1950-57
- 30 Nick Pietrosante,
1959-65

MOST TOUCHDOWNS (Rushing):

- 28 Nick Pietrosante, 1959-65
- 26 Mel Farr, 1967-73
- 17 STEVE OWENS, 1970-17
- GREG LANDRY, 1968-15
- ALTIE TAYLOR, 1969-12
- Doak Walker, 1950-55

MOST TOUCHDOWNS (Receiving):

- 35 Terry Barr, 1957-65
- 32 Cloyce Box, 1949-50,
1952-54
- 25 Leon Hart, 1950-57
- 21 Doak Walker, 1950-55
- 20 LARRY WALTON, 1969-19
- CHARLIE SANDERS, 1968-19
- EARL McCULLOUGH, 1968-11

MOST TOUCHDOWNS (Returning):

- 11 Jack Christiansen, 1951-58
- 10 LEM BARNEY, 1967-

MOST EXTRA POINTS:

- 183 Doak Walker, 1950-55
- 172 Wayne Walker, 1958-72
- 156 ERROL MANN, 1969-
- 91 Jim Martin, 1951-61
- 61 Bobby Layne, 1950-58

MOST FIELD GOALS:

- 100 ERROL MANN, 1969-
- 56 Jim Martin, 1951-61
- 53 Wayne Walker, 1958-72
- 49 Doak Walker, 1950-55
- 18 Bobby Layne, 1950-58

PUNTING**MOST PUNTS:**

- 503 Yale Lary, 1952-53, 1956-64
- 201 HERMAN WEAVER, 1970-
- 187 Pat Studstill, 1965-67
- 182 Bob Smith, 1949-54

BEST AVERAGE:

- 44.3 Yale Lary
- 42.7 Bob Smith
- 42.4 Pat Studstill

PUNT RETURNS**MOST RETURNS:**

- 126 Yale Lary, 1952-53, 1956-64
- 107 LEM BARNEY, 1967-
- 94 Tom Watkins, 1962-67
- 85 Jack Christiansen, 1951-68

MOST YARDS RETURNED:

- 1084 Jack Christiansen
- 1004 LEM BARNEY, 1967-
- 970 Tom Watkins
- 758 Yale Lary
- 716 Pat Studstill

KICKOFF RETURNS**MOST RETURNS:**

- 91 Tom Watkins, 1962-67
- 75 Pat Studstill, 1961-65
- 62 Tom Vaughn, 1965-71

MOST YARDS RETURNED:

- 2262 Tom Watkins
- 1924 Pat Studstill
- 1595 Tom Vaughn

SEASON**RUSHING****MOST ATTEMPTS:**

- 246 STEVE OWENS, 1971
- 206 Mel Farr, 1967
- 201 Nick Pietrosante, 1961
- 198 ALTIE TAYLOR, 1970
- 191 Ace Gutowsky, 1936

MOST YARDS GAINED:

- 1035 STEVE OWENS, 1971
- 872 Nick Pietrosante, 1960
- 860 Mel Farr, 1967
- 841 Nick Pietrosante, 1961
- 827 Ace Gutowsky, 1936

PASSING**MOST ATTEMPTS**

- 336 Bobby Layne, 1950
- 332 Bobby Layne, 1951
- 329 BILL MUNSON, 1968
- 328 Earl Morrall, 1963
- 325 Milt Plum, 1962

MOST COMPLETIONS:

- 181 BILL MUNSON, 1968
- 179 Milt Plum, 1962
- 174 Earl Morrall, 1963
- 157 Karl Sweetan, 1966
- 154 Milt Plum, 1964

MOST YARDS GAINED:

- 2621 Earl Morrall, 1963
- 2403 Bobby Layne, 1951
- 2378 Milt Plum, 1962
- 2323 Bobby Layne, 1950
- 2311 BILL MUNSON, 1968

MOST TOUCHDOWN PASSES:

- 26 Bobby Layne, 1951
- 24 Earl Morrall, 1963
- 19 Bobby Layne, 1952
- 18 GREG LANDRY, 1972
- 18 Milt Plum, 1964

MOST PASSES INTERCEPTED:

- 23 Bobby Layne, 1951
- 21 Bobby Layne, 1953
- 20 Milt Plum, 1962
- 20 Bobby Layne, 1952
- 20 Clyde LeForce, 1947
- 20 Frank Sinkwich, 1943, 1944

FEWEST PASSES INTERCEPTED:

- 3 Dwight Sloan, 1939 (102 att.)
- 4 Harry Gilmer, 1955 (122 att.)
- 5 Fred Enke, 1949 (142 att.)
- 7 Tom Dublinski, 1954 (138)
- 8 Clyde LeForce, 1948 (101)
- 8 BILL MUNSON, 1968 (329); 1973 (187)

RECEIVING**MOST PASSES RECEIVED:**

- 67 Pat Studstill, 1966
- 66 Terry Barr, 1963
- 66 Bob Mann, 1949
- 57 Terry Barr, 1964

MOST YARDS GAINED:

- 1266 Pat Studstill, 1966
- 1086 Terry Barr, 1963
- 1030 Terry Barr, 1964
- 1014 Bob Mann, 1949
- 1009 Cloyce Box, 1950

INTERCEPTIONS**MOST PASSES INTERCEPTED:**

- 12 Jack Christiansen, 1953
- 12 Don Doll, 1950
- 11 Don Doll, 1949
- 10 Jack Christiansen, 1957
- 10 LEM BARNEY, 1967

MOST YARDS GAINED:

- 301* Don Doll, 1949
- 238 Jack Christiansen, 1953
- 232 LEM BARNEY, 1967
- 218 Bob Smith, 1949
- 208 DICK JAURON, 1973

SCORING**MOST POINTS:**

- 128 Doak Walker, 1950
- 106 Doak Walker, 1954
- 103 ERROL MANN, 1971
- 101 ERROL MANN, 1969, 1970
- 99 Bobby Layne, 1956

MOST TOUCHDOWNS (Total):

- 15 Cloyce Box, 1952
- 13 Terry Barr, 1963
- 12 Leon Hart, 1951
- 11 Cloyce Box, 1950
- 11 Mel Farr, 1970
- 11 Bill Dudley, 1947
- 11 Doak Walker, 1950

MOST TOUCHDOWNS (Rushing):

- 9 GREG LANDRY, 1972
- 9 Mel Farr, 1970
- 8 Nick Pietrosante, 1960
- 8 STEVE OWENS, 1971
- 7 Bob Hoernschemeyer, 1953
- 7 Gene Gedman, 1956

MOST TOUCHDOWNS (Receiving):

- 15 Cloyce Box, 1952
- 13 Terry Barr, 1963
- 12 Leon Hart, 1951
- 11 Cloyce Box, 1950
- 9 Terry Barr, 1964

MOST TOUCHDOWNS (Returning):

- 4 Jack Christiansen, 1951
- 3 LEM BARNEY, 1967

MOST EXTRA POINTS:

- 43 Doak Walker, 1951, 1954
- 41 ERROL MANN, 1970
- 38 ERROL MANN, 1972
- 38 Doak Walker, 1950
- 37 Wayne Walker, 1962
- 37 ERROL MANN, 1971

MOST FIELD GOALS:

- 25 ERROL MANN, 1969
- 22 ERROL MANN, 1971
- 20 ERROL MANN, 1970, 1972
- 15 Jim Martin, 1961
- 14 Wayne Walker, 1964

PUNTING**MOST PUNTS:**

- 78 Pat Studstill, 1965
- 72 Pat Studstill, 1966
- 71 Jerry DePoyster, 1968
- 67 Yale Lary, 1964
- 66 LEM BARNEY, 1969

BEST AVERAGE:

- 48.9 Yale Lary, 1963
- 48.4 Yale Lary, 1961
- 47.1 Yale Lary, 1959

PUNT RETURNS**MOST RETURNS:**

- 32 Tom Watkins, 1963
- 29 Pat Studstill, 1962
- 27 Yale Lary, 1958
- 27 LEM BARNEY, 1973

MOST YARDS RETURNED:

- 457 Pat Studstill, 1962
- 399 Tom Watkins, 1963
- 343 Jack Christiansen, 1951

KICKOFF RETURNS**MOST RETURNS:**

- 29 Pat Studstill, 1964
- 26 MICKEY ZOFKO, 1972
- 25 LEM BARNEY, 1968
- 25 Bobby Williams, 1970
- 23 Tom Vaughn, 1966
- 23 RON JESSIE, 1972

MOST YARDS RETURNED:

- 708 Pat Studstill, 1964
- 670 LEM BARNEY, 1968
- 616 MICKEY ZOFKO, 1972
- 595 Tom Vaughn, 1966
- 584 Tom Watkins, 1965

GAME**RUSHING****MOST ATTEMPTS:**

- 29 Mel Farr, Oct. 20, 1968 vs. Green Bay
- 27 STEVE OWENS, Dec. 15, 1973 at Miami
- 27 Nick Pietrosante, Dec. 6, 1964 at Baltimore
- 25 ALTIE TAYLOR, Dec. 21, 1969 at Chicago
- 25 Amos Marsh, Dec. 5, 1965 at San Francisco
- 25 Frank Sinkwich, Oct. 22, 1944 vs. Chicago Bears

MOST YARDS GAINED:

- 198 Bob Hoernschemeyer, Nov. 23, 1950 vs. New York Yanks
- 197 Mel Farr, Nov. 12, 1967 at Minnesota
- 194 Dutch Clark, Oct. 28, 1934 vs. Cincinnati
- 160 ALTIE TAYLOR, Oct. 28, 1973 vs. Green Bay
- 153 Ernie Caddell, Nov. 15, 1936 vs. New York

PASSING**MOST ATTEMPTS:**

- 49 Harry Gilmer, Dec. 11, 1955 vs. New York
- 46 Karl Sweetan, Dec. 4, 1966 at Los Angeles
- 45 Karl Sweetan, Oct. 30, 1966 vs. Green Bay
- 45 Jim Ninowski, Oct. 30, 1960 at Los Angeles
- 45 Bobby Layne, Nov. 5, 1950 vs. Chicago Bears
- 45 Bobby Layne, Oct. 9, 1955 vs. Los Angeles
- 45 Bobby Layne, Oct. 30, 1955 vs. San Francisco

MOST COMPLETIONS:

- 26 BILL MUNSON, Nov. 10, 1968 vs. Baltimore
- 26 Bobby Layne, Oct. 9, 1955 vs. Los Angeles
- 24 Karl Sweetan, Nov. 13, 1966 at Minnesota
- 24 Earl Morrall, Nov. 3, 1963 vs. San Francisco
- 24 Harry Gilmer, Dec. 11, 1955 vs. New York
- 23 Karl Sweetan, Dec. 4, 1966 at Los Angeles
- 23 Bobby Layne, Nov. 5, 1950 vs. Chicago Bears

MOST YARDS GAINED:

- 374 Bobby Layne, Nov. 5, 1950 vs. Chicago Bears
- 364 Bobby Layne, Sept. 27, 1953 vs. Pittsburgh
- 347 Milt Plum, Nov. 1, 1964 vs. Los Angeles
- 341 Bobby Layne, Dec. 4, 1950 vs. Baltimore
- 330 Earl Morrall, Nov. 3, 1963 vs. San Francisco

MOST TOUCHDOWN PASSES:

- 4 Bobby Layne (3); Nov. 11, 1951 vs. Chicago Bears; Nov. 22, 1951 vs. Green Bay; Dec. 7, 1952 vs. Chicago Bears
- 4 GREG LANDRY, Oct. 10, 1971 vs. Green Bay
- 4 Earl Morrall, Nov. 3, 1963 vs. San Francisco
- 4 Milt Plum, Sept. 23, 1962 vs. San Francisco
- 4 Tobin Rote, Nov. 3, 1957 vs. San Francisco
- 4 Frank Sinkwich, Nov. 19, 1944 vs. Chicago Bears

MOST PASSES HAD INTERCEPTED:

- 7 Frank Sinkwich, Oct. 24, 1943 vs. Green Bay
- 6 Bobby Layne, Dec. 26, 1954 at Cleveland (title game)
- 5 Jim Ninowski, Oct. 30, 1960 at Los Angeles

RECEIVING**MOST PASSES RECEIVED:**

- 12 Cloyce Box, Dec. 3, 1950 at Baltimore
- 11 Mel Farr, Oct. 7, 1973 vs. Minnesota
- 10 Mel Farr, Sept. 21, 1969 at Pittsburgh
- 10 CHARLIE SANDERS, Dec. 15, 1968 at Washington
- 10 Terry Barr, Nov. 3, 1963 at San Francisco
- 10 Lew Carpenter, Dec. 11, 1955 vs. New York
- 10 Bill Swiacki, Sept. 30, 1951 vs. Washington

MOST YARDS GAINED:

- 302 Cloyce Box, Dec. 3, 1950 at Baltimore
- 202 Cloyce Box, Dec. 13, 1952 vs. Dallas
- 182 Bob Mann, Dec. 11, 1949 vs. Green Bay
- 172 Cloyce Box, Dec. 7, 1952 vs. Chicago Bears
- 165 Terry Barr (2), Nov. 22, 1964 vs. Minnesota and Sept. 30, 1962 at Baltimore
- 165 Gail Cogdill, Nov. 1, 1964 vs. Los Angeles

INTERCEPTIONS**MOST PASSES INTERCEPTED:**

- 4 Don Doll, Oct. 23, 1949 at Chicago Cardinals
- 3 by 10 players: Doll 2 times, Lary 2, BARNEY 2, Lucci 2, David, Lowe, Schmidt, Christiansen, WEGER and JAURON

LONGEST RETURN:

- 102* Bob Smith, Nov. 24, 1949 vs. Chicago Bears
- 100 Vern Huffman, Oct. 17, 1937 vs. Brooklyn
- 95 DICK JAURON, Nov. 18, 1973 at Chicago
- 92 Jack Christiansen, Nov. 1, 1953 at Los Angeles
- 90 Bob Smith, Nov. 9, 1952 at Pittsburgh
- 89 Don Doll, Oct. 23, 1949 at Chicago Cardinals

SCORING**MOST POINTS:**

- 24 Cloyce Box, Dec. 3, 1950 at Baltimore
- 21 Doak Walker, Sept. 26, 1954 vs. Chicago Bears
- 21 Doak Walker, Dec. 3, 1950 at Baltimore
- 21 Dutch Clark, Oct. 22, 1934 vs. Brooklyn
- 20 Garo Yepremian, Nov. 13, 1966 at Minnesota
- 19 Pat Harder, Dec. 21, 1952 vs. Los Angeles (playoff game)
- 19 Doak Walker, Oct. 8, 1951 vs. New York Yanks

MOST TOUCHDOWNS (Total):

- 4 Cloyce Box, Dec. 3, 1950 at Baltimore (all rec.)

MOST TOUCHDOWNS (Rushing):

- 3 GREG LANDRY, Oct. 1, 1972 at Chicago
- 3 Jim Ninowski, Oct. 30, 1960 at Los Angeles
- 3 Ernie Caddell, Sept. 20, 1935 vs. Philadelphia
- 3 Ernie Caddell, Nov. 4, 1934 vs. Pittsburgh
- 3 Dutch Clark, Oct. 22, 1934 vs. Brooklyn

MOST TOUCHDOWNS**(Receiving):**

- 4 Cloyce Box, Dec. 3, 1950 at Baltimore (from Layne 3, Enke 1)
- 3 Billy Gambrell, Dec. 8, 1968 at Atlanta (from Munson)
- 3 Terry Barr, Nov. 3, 1963 at San Francisco (from Morrall)
- 3 Howard Cassady, Oct. 11, 1959 vs. Baltimore (from Rote)
- 3 Jim Doran, Nov. 3, 1957 at San Francisco (from Rote)
- 3 Cloyce Box (3 times in 1952)

MOST TOUCHDOWNS (Returning):
 2 Jack Christiansen (twice),
 Oct. 14, 1951 vs. Los Angeles, Nov. 22, 1951 vs. Green Bay (all punt returns)

MOST EXTRA POINTS:

- 8 Jim Martin, Dec. 29, 1957 vs. Cleveland (title game)
- 7 Doak Walker, Nov. 23, 1950 vs. New York Yanks
- 7 Doak Walker, Nov. 22, 1951 vs. Green Bay

MOST FIELD GOALS:

- 6 Garo Yepremian, Nov. 13, 1966 at Minnesota
- 4 ERROL MANN, 3 times Nov. 2, 1969 at San Francisco; Dec. 14, 1969 vs. Los Angeles; Sept. 20, 1970 at Green Bay
- 4 Wayne Walker, Sept. 13, 1964 at San Francisco
- 3 ERROL MANN, 8 times
- 3 Wayne Walker, twice
- 3 Jim Martin, 6 times

PUNTING

MOST PUNTS:

- 10 LEM BARNEY, Nov. 27, 1969 vs. Minnesota
- 10 Jerry DePoyster, Nov. 3, 1968 at Los Angeles
- 10 George Grimes, Oct. 17, 1948 at Chicago (Bears)

PUNT RETURNS

MOST RETURNS:

- 6 LEM BARNEY, Oct. 27, 1968 vs. San Francisco
- 6 Yale Lary, Nov. 8, 1959 at Pittsburgh
- 5 by 6 players 17 times (Lary 5, Watkins 4, Triplett 2, BARNEY 4, Christiansen 1, and WALTON)

MOST YARDS RETURNED:

- 184* Tom Watkins, Oct. 6, 1963
- 175 Jack Christiansen, Nov. 22, 1951
- 119 Jack Christiansen, Oct. 14, 1951
- 113 Pat Studstill, Nov. 4, 1962
- 101 Wally Triplett, Dec. 4, 1949

KICKOFF RETURNS

MOST RETURNS:

- 7 Joe Watt, Nov. 7, 1948 at Chicago (Cardinals)
- 6 LEM BARNEY, Dec. 5, 1971 vs. Philadelphia
- 5 by 4 players (Christiansen, Cassady, Steffan, and Studstill)

MOST YARDS RETURNED:

- 294 Wally Triplett, Oct. 29, 1950
- 177 Tom Watkins, Nov. 7, 1965
- 170 LEM BARNEY, Dec. 5, 1971 vs. Philadelphia
- 155 Bobby Williams, Nov. 15, 1970
- 138 Earl Girard, Nov. 1, 1953

LIONS RECORD SINGLE HOME GAME ATTENDANCES

PRE-SEASON

- 1-56,032: Aug. 31, 1970 vs. Philadelphia
- 2-55,032: Aug. 8, 1970 vs. Kansas City
- 3-54,365: Aug. 14, 1971 vs. Cincinnati
- 4-54,192: Aug. 5, 1972 vs. Miami
- 5-52,647: Aug. 25, 1972 vs. Washington
- 6-51,478: Sept. 4, 1971 vs. Buffalo

THANKSGIVING

- 1-57,906: Nov. 27, 1969 vs. Minnesota
- 2-57,598: Nov. 22, 1962 vs. Green Bay
- 3-56,597: Nov. 26, 1970 vs. Oakland
- 4-55,662: Nov. 23, 1961 vs. Green Bay
- 5-55,532: Nov. 25, 1954 vs. Green Bay

REGULAR SEASON

- 1-59,203: Sept. 28, 1964 vs. Green Bay
- 2-58,431: Nov. 14, 1954 vs. 49ers
- 3-58,384: Oct. 12, 1969 vs. Green Bay
- 4-58,210: Oct. 5, 1970 vs. Chicago
- 5-58,210: Nov. 1, 1970 vs. Minnesota
- 6-58,202: Sept. 27, 1970 vs. Cincinnati
- 7-58,079: Oct. 11, 1953 vs. 49ers
- 8-58,056: Dec. 6, 1953 vs. Chi. Bears
- 9-57,877: Oct. 8, 1967 vs. Green Bay
- 10-57,814: Oct. 25, 1964 vs. Baltimore

LIONS BEST INDIVIDUAL RUSHING EFFORTS, BY SEASONS

(100 Yards or More — Done by 19 Players 42 Times)

Year	Player	Yards	Long		Opponent	Date
			Carries	Gain		
1973	Altie Taylor	160	23	29	Green Bay	Oct. 28
	Taylor	106	18	34	Chicago	Nov. 18
	Steve Owens	113	27	10	Miami	Dec. 15
1972	Steve Owens	113	20	18	New York Giants	Sept. 17
	Altie Taylor	123	15	38TD	New York Jets	Nov. 23
1971	Steve Owens	109	16	16	Denver	Nov. 7
	Altie Taylor	101	19	17	Los Angeles	Nov. 14
1970	Mel Farr	117	16	16	San Francisco	Nov. 22
	Farr	104	20	18	Oakland	Nov. 26
1969	(none)					
1968	Mel Farr	138	18	46	Chicago	Oct. 13
	Farr	145	29*	26	Green Bay	Oct. 20
1967	Tom Watkins	115	24	28	Cleveland	Sept. 24
	Mel Farr	197	24	57	Minnesota	Nov. 12
1966	(none)					
1965	Amos Marsh	146	23	62TD	Baltimore	Nov. 25
	Marsh	109	25	20TD	San Francisco	Dec. 5
1964	(none)					
1963	Tom Watkins	102	17	27	Minnesota	Oct. 27
	Watkins	107	21	25	San Francisco	Nov. 3
1962	(none)					
1961	Nick Pietrosante	113	12	42	Chicago	Oct. 8
	Nick Pietrosante	112	21	15	Los Angeles	Oct. 29
1960	Nick Pietrosante	106	20	52	Chicago	Nov. 20
	Nick Pietrosante	142	21	43TD	Dallas	Dec. 11
	Nick Pietrosante	104	15	31TD	Chicago	Dec. 18
1959	Nick Pietrosante	134	17	25	Green Bay	Nov. 26
1958	(none)					
1957	John Henry Johnson	109	18	14	Green Bay	Oct. 6
	John Henry Johnson	105	8	62TD	Green Bay	Nov. 28
1956	Don McIlhenny	104	13	30	San Francisco	Oct. 21
	Gene Gedman	103	22	21	Green Bay	Nov. 22
1955	Lew Carpenter	120	20	49TD	Green Bay	Nov. 24
1954	Lew Carpenter	119	14	60TD	Los Angeles	Oct. 10
1953	(none)					
1952	Bob Hoernschemeyer	107	20	32	Pittsburgh	Nov. 9
1951	Bob Hoernschemeyer	118	14	54	Philadelphia	Nov. 18
1950	Bobby Layne	118	15	30	Pittsburgh	Sept. 24
	Bob Hoernschemeyer	198*	17	96TD*	New York Yanks	Nov. 23
1949	Wally Triplett	109	9	80TD	Green Bay	Oct. 30
1948	Camp Wilson	125	19	38	Chicago Cards	Nov. 25
1945-1947	(none)					
1944	Frank Sinkwich	135	16	72TD	Brooklyn	Oct. 8
1939-1943	(none)					
1938	Bill Shepherd	152	—	—	Chicago Bears	Oct. 30
1937	(none)					
1936	Ace Gutowsky	137	—	—	New York Giants	Nov. 1
	Ernie Caddel	153	—	—	New York Giants	Nov. 15
1935	(none)					
1934	Dutch Clark	194	—	—	Cincinnati	Oct. 28
	Dutch Clark	110	—	—	Pittsburgh	Nov. 4
	Ernie Caddel	132	—	—	Pittsburgh	Nov. 4

LIONS TEAM RECORDS (1934-1973)

RUSHING	
SEASON	
MOST ATTEMPTS:	
532	1971
514	1970
507	1956
496	1973
489	1962
474	1969
473	1972
473	1967
453	1965
MOST YARDS GAINED:	
2885	1936
2763	1934
2376	1971
2133	1973
2127	1970
2074	1937
2021	1972
2011	1966

PASSING	
MOST ATTEMPTS:	
456	1966
406	1963
403	1950
400	1955
398	1949
MOST COMPLETIONS:	
239	1966
215	1954
211	1962
206	1964
205	1955
MOST YARDS GAINED:	
2825	1954
2772	1960
2723	1963
2581	1962
2558	1964

INTERCEPTIONS	
MOST PASSES INTERCEPTED:	
38	1953
33	1952
32	1949
31	1950
30	1954
MOST YARDS GAINED:	
663	1953
656	1949
522	1973
477	1952
470	1963
462	1950

SCORING	
MOST POINTS:	
347	1970
344	1952
341	1971
339	1972
337	1954
336	1951
326	1963
321	1950
MOST TOUCHDOWNS:	
44	1951
43	1954
43	1952
43	1950
42	1968
41	1970
40	1972

TOTAL OFFENSE	
MOST YARDS GAINED:	
4577	1971
4503	1962
4433	1954
4412	1961
4398	1950
4341	1951

LIONS THANKSGIVING GAME SERIES

YEAR	OPPONENT	W-L-T	SCORE	YEAR	OPPONENT	W-L-T	SCORE
1934	Bears	L	16-19	1956	Green Bay	L	20-24
1935	Bears	W	14- 2	1957	Green Bay	W	18- 6
1936	Bears	W	13- 7	1958	Green Bay	W	24-14
1937	Bears	L	0-13	1959	Green Bay	L	17-24
1938	Bears	W	14- 7	1960	Green Bay	W	23-10
1945	Cleveland	L	21-28	1961	Green Bay	L	9-17
1946	Boston	L	10-34	1962	Green Bay	W	26-14
1947	Bears	L	14-34	1963	Green Bay	T	13-13
1948	Cardinals	L	14-28	1964	Chicago	L	24-27
1949	Bears	L	7-28	1965	Baltimore	T	24-24
1950	Yanks	W	49-14	1966	San Francisco	L	14-41
1951	Green Bay	W	52-35	1967	Los Angeles	L	7-31
1952	Green Bay	W	48-24	1968	Philadelphia	L	0-12
1953	Green Bay	W	34-15	1969	Minnesota	L	0-27
1954	Green Bay	W	28-24	1970	Oakland	W	28-14
1955	Green Bay	W	24-10	1971	Kansas City	W	32-21
				1972	New York Jets	W	37-20
				1973	Washington	L	0-20

(1939-44: series discontinued)

(Series record—34 games: 16-16-2)

LIONS TEAM RECORDS

GAME	INTERCEPTIONS
RUSHING	MOST PASSES INTERCEPTED:
MOST ATTEMPTS:	8 Sept. 22, 1968 vs. Chicago
59 Nov. 9, 1952 at Pittsburgh	7 Oct. 26, 1958 at Los Angeles
57 Oct. 3, 1971 vs. Atlanta	7 Sept. 17, 1950 at Green Bay
56 Oct. 28, 1973 vs. Green Bay	6 6 times—most recent: Nov. 4, 1973 vs. San Francisco
56 Oct. 6, 1957 at Green Bay	
53 Sept. 24, 1950 vs. Pittsburgh	MOST YARDS GAINED:
51 Oct. 13, 1968 at Chicago	192 Nov. 18, 1973 at Chicago (5 int.)
51 Sept. 24, 1967 vs. Cleveland	142 Nov. 4, 1973 vs. San Francisco
51 Sept. 30, 1956 at Green Bay	140 Oct. 18, 1970 at Cleveland (5 int.)
MOST YARDS GAINED:	130 Oct. 26, 1958 at Los Angeles
426* Nov. 4, 1934 vs. Pittsburgh	128 Oct. 23, 1949 at Chicago Cards
377 Nov. 23, 1950 vs. N.Y. Yanks	124 Sept. 17, 1950 at Green Bay
321 Nov. 9, 1952 at Pittsburgh	122 Nov. 13, 1966 at Minnesota
277 Nov. 12, 1967 at Minnesota	121 Nov. 18, 1951 at Philadelphia
266 Sept. 20, 1970 at Green Bay	
265 Sept. 24, 1950 vs. Pittsburgh	
263 Oct. 28, 1973 vs. Green Bay	
262 Nov. 26, 1970 vs. Oakland	
SCORING	TOTAL OFFENSE
MOST POINTS:	MOST YARDS GAINED:
52 Oct. 26, 1952 at Green Bay	582 Nov. 23, 1950 vs. N.Y. Yanks
52 Nov. 22, 1951 vs. Green Bay	538 Dec. 4, 1950 at Baltimore
49 Nov. 23, 1950 vs. N.Y. Yanks	517 Dec. 13, 1952 vs. Dallas
48 Nov. 14, 1954 vs. San Francisco	515 Nov. 17, 1957 vs. San Francisco
48 Sept. 26, 1954 vs. Chicago Bears	509 Nov. 3, 1963 at San Francisco
48 Nov. 27, 1952 vs. Green Bay	
MOST TOUCHDOWNS	MOST OFFENSIVE PLAYS:
7 3 times: see above (first 3 games)	91 Nov. 22, 1953 at Chicago (47 rush, 44 pass)
6 3 times: see above (last 3 games)	83 Nov. 2, 1952 vs. Cleveland (38 rush, 45 pass)
	83 Oct. 9, 1948, vs. Boston (38 rush, 45 pass)
	82 Oct. 12, 1958 vs. Los Angeles (50 rush, 32 pass)
	82 Nov. 20, 1949 at New York Giants (43 rush, 39 pass)

LIONS ALL-PRO PLAYERS

(35 Players Selected 79 Times)

NAME	TIMES	YEARS	NAME	TIMES	YEARS
Ane	1	1956	Lane	4	1960-63
Barney	3	1968-69, '72	Lary	4	1956-58, '62
Bingaman	3	1952-54	Layne	2	1952, '56
Box	1	1952	McGraw	1	1952
Brown	2	1962-63	Radovich	1	1945
Caddell	1	1935	Sanders	2	1970-71
Cardwell	1	1938	Schmidt	9	1954-59, '61-63
G. Christensen	1	1934	Sinkwich	1	1944
J. Christiansen	6	1952-57	Smith	1	1952
Clark	4	1934-37	Stanfel	2	1953-54
Creekmur	6	1951-54, '56-57	Studstill	1	1966
David	1	1954	Uremovich	1	1945
Doll	1	1949	D. Walker	4	1950-51, '53-54
Emerson	1	1936	W. Walker	2	1964-65
Flanagan	1	1970	Westfall	1	1945
Gordy	3	1964-66	White	1	1940
Hart	1	1951	Wiethe	1	1940
Karras	4	1960-62, '65			

LIONS ALL-PRO SELECTIONS, BY YEARS

1934—George Christensen, tackle Dutch Clark, quarterback	1955—J. Christiansen, DB (AP, UP) Joe Schmidt, LB (AP)
1935—Ernie Caddell, halfback Dutch Clark, quarterback	1956—Charlie Ane, C (UP, NEA) Lou Creekmur, T (AP, UP) Christiansen (AP, UP, NEA) Yale Lary, DB (AP) Bobby Layne, (AP, UP, NEA) Joe Schmidt, (AP, UP, NEA)
1936—Dutch Clark, quarterback Ox Emerson, guard	1957—Jack Christiansen (AP, UP) Lou Creekmur, T (AP) Yale Lary, DB (UP) Joe Schmidt, LB (AP, UP)
1937—Dutch Clark, quarterback	1958—Yale Lary, DB (AP, UPI) Joe Schmidt, LB (AP, UPI)
1938—Lloyd Cardwell, halfback	1959—Joe Schmidt, LB (AP, UPI)
1939—None	1960—Alex Karras, DT (AP, UPI) Dick Lane, DB (UPI)
1940—Whizzer White, halfback John Wiethe, guard	1961—Alex Karras, DT (AP, UPI) Dick Lane, DB (AP, NEA) Joe Schmidt, (AP, UPI, NEA)
1941—None	1962—Roger Brown, (AP, UPI, NEA) Alex Karras, DT (UPI, NEA) Dick Lane, (AP, UPI, NEA) Yale Lary, (AP, UPI, NEA) Joe Schmidt, (AP, UPI, NEA)
1942—None	1963—Roger Brown (AP, UPI, NEA) Dick Lane, DB (UPI) Joe Schmidt, LB (NEA)
1943—None	1964—John Gordy, G (NEA) Wayne Walker, LB (UPI)
1944—Frank Sinkwich, halfback	1965—John Gordy, G (NEA) Alex Karras, (AP, UPI, NEA) Wayne Walker (AP, UPI, NEA)
1945—Bill Radovich, guard Emil Uremovich, tackle Bob Westfall, fullback	1966—John Gordy, G (UPI) Pat Studstill, FL (AP, UPI)
1946—None	1967—None
1947—None	1968—Lem Barney (AP, UPI, NEA)
1948—None	1969—Lem Barney (AP, UPI, NEA)
1949—Don Doll, halfback	1970—Ed Flanagan, C (UPI) Charlie Sanders (UPI, NEA)
1950—Doak Walker, halfback	1971—Charlie Sanders (AP, UPI, NEA)
1951—Lou Creekmur, guard Leon Hart, end Doak Walker, halfback	1972—Lem Barney (UPI)
1952—Les Bingaman, DG (UP) Cloyce Box, E (AP) Jack Christiansen, DB (AP) Lou Creekmur, T (AP, UP) Bobby Layne, QB (AP) T. McGraw, DT (AP, UP) Bob Smith, DB (UP)	1973—None
1953—Les Bingaman (AP, UP) J. Christiansen, DB (AP, UP) Lou Creekmur G (AP) Lou Creekmur, T, (UP) Dick Stanfel, G (AP, UP) Doak Walker, HB (AP)	
1954—Les Bingaman, (AP, UP) J. Christiansen, DB (AP, UP) Lou Creekmur, T (AP, UP) Jim David, DB (UP) Joe Schmidt, LB (AP) Dick Stanfel, G, (AP, UP) Doak Walker, HB (AP, UP)	

LIONS PRO BOWL SELECTIONS, BY YEARS

1951 (5) Box, Creekmur, Doll, McGraw, Walker	1961 (7) Cogdill, Gibbons, Karras, Lane, Lary, Pietrosante, Schmidt
1952 (6) Bingaman, Box, Creekmur, Doll, Hoernschmeyer, Walker	1962 (7) Gibbons, Karras, Lane, Lary, Martin, Pietrosante, Schmidt
1953 (6) Creekmur, Doll, Harder, Hoernschmeyer, Layne, Smith	1963 (7) Brown, Cogdill, Karras, Lane, Lary, Schmidt, Sewell
1954 (7) Bingaman, Christiansen, Creekmur, Lary, Layne, Stanfel, Walker	1964 (6) Barr, Brown, Cogdill, Gordy, Schmidt, Walker
1955 (7) Christiansen, Creekmur, David, Schmidt, Stits, Torgeson, Walker	1965 (7) Barr, Brown, Gibbons, Gordy, Lary, LeBeau, Walker
1956 (5) Christiansen, Creekmur, David, Schmidt, Walker	1966 (6) Brown, Gordy, Karras, LeBeau, Studstill, Walker
1957 (7) Ane, Christiansen, Creekmur, David, Lary, Layne, Schmidt	1967 (3) Brown, LeBeau, Studstill
1958 (7) Christiansen, Creekmur, David, Lary, McCord, Schmidt, Sewell	1968 (2) Barney, Farr
1959 (5) Ane, David, Lary, Schmidt, Sewell	1969 (2) Barney, Sanders
1960 (4) David, Lary, Schmidt, Sewell	1970 (3) Barney, Flanagan, Sanders
	1971 (4) Farr, Flanagan, Naumoff, Sanders
	1972 (5) Flanagan, Landry, Lucci, Owens, Sanders
	1973 (2) Barney, Freitas
	1974 (2) Barney, Flanagan

LIONS PRO BOWL PLAYERS

ENDS	YEARS	CENTERS	YEARS
Barr, Terry (2)	1964-65	Bingaman, Les (2)	1952, 54
Box, Cloyce (2)	1951-52	Flanagan, Ed (4)	1970-71-72, 74
Cogdill, Gail (3)	1961, 63-64	Torgeson, LaVern (1)	1955
Gibbons, Jim (3)	1961-62, 65	LINEBACKERS	
Sanders, Charlie (4)	1969-70-71-72	Lucci, Mike (1)	1972
Studstill, Pat (2)	1966-67	Naumoff, Paul (1)	1971
TACKLES		Schmidt, Joe (10)	1955-64
Ane, Charlie (2)	1957, 59	Walker, Wayne (3)	1964-65-66
Brown, Roger (5)	1963-64-65-66-67	DEFENSIVE BACKS	
Creekmur, Lou (8)	1951-58	Barney, Lem (5)	1968-69-70, 73, 74
Freitas, Rocky (1)	1973	Christiansen, Jack (5)	1954-58
Karras, Alex (4)	1961-62-63, 66	David, Jim (6)	1955-60
McCord, Darris (1)	1958	Doll, Don (3)	1951-52-53
GUARDS		Lane, Dick (3)	1961-62-63
Gordy, John (3)	1964-65-66	Lary, Yale (9)	1954, 1957-63, 1965
Martin, Jim (1)	1962	LeBeau, Dick (3)	1965-66-67
McGraw, Thurman (1)	1951	Smith, Bob (1)	1953
Sewell, Harley (4)	1958-59-60, 63	Stits, Bill (1)	1955
Stanfel, Dick (1)	1954	OFFENSIVE BACKS	
QUARTERBACKS		Farr, Mel (2)	1968, 1971
Layne, Bobby (3)	1953-54, 57	Harder, Pat (1)	1953
Landry, Greg (1)	1972	Hoernschmeyer, Bob (2)	1952-53
		Owens, Steve (1)	1972
		Pietrosante, Nick (2)	1961-62
		Walker, Doak (5)	1951-52, 1954-56

NATIONAL FOOTBALL LEAGUE STANDINGS

(Since 1934 When Lions Entered League)

1934

Western Division					Eastern Division				
	W	L	T	%		W	L	T	%
Chicago Bears	13	0	0	1.000	New York	8	5	0	.615
DETROIT	10	3	0	.769	Boston	6	6	0	.500
Green Bay	7	6	0	.538	Brooklyn	4	7	0	.363
Chicago Cardinals	5	6	0	.454	Philadelphia	4	7	0	.363
St. Louis	1	10	0	.090	Pittsburgh	2	10	0	.166

New York defeated Bears, 30-13, for World's Championship.

1935

Western Division					Eastern Division				
	W	L	T	%		W	L	T	%
DETROIT	7	3	2	.700	New York	9	3	0	.750
Green Bay	8	4	0	.666	Brooklyn	5	6	1	.454
Chicago Cardinals	6	4	2	.600	Pittsburgh	4	8	0	.333
Chicago Bears	6	4	2	.600	*Boston	2	8	1	.200
					*Philadelphia	2	9	0	.181

DETROIT defeated New York, 26-7, for World's Championship.

*One game canceled.

1936

Western Division					Eastern Division				
	W	L	T	%		W	L	T	%
Green Bay	10	1	1	.909	Boston	7	5	0	.714
Chicago Bears	9	3	0	.750	Pittsburgh	6	6	0	.500
DETROIT	8	4	0	.666	New York	3	8	1	.272
Chicago Cardinals	3	8	1	.272	Philadelphia	1	11	0	.084

Green Bay defeated Boston, 21-6, for World's Championship.

1937

Western Division					Eastern Division				
	W	L	T	%		W	L	T	%
Chicago Bears	9	1	1	.900	Washington	8	3	0	.727
Green Bay	7	4	0	.636	New York	6	3	2	.667
DETROIT	7	4	0	.636	Pittsburgh	4	7	0	.364
Chicago Cardinals	5	5	1	.500	Brooklyn	3	7	1	.300
Cleveland	1	10	0	.091	Philadelphia	2	8	1	.200

Washington defeated Bears, 28-21, for World's Championship.

1938

Western Division					Eastern Division				
	W	L	T	%		W	L	T	%
Green Bay	8	3	0	.727	New York	8	2	1	.800
DETROIT	7	4	0	.636	Washington	6	3	2	.666
Chicago Bears	6	5	0	.545	Brooklyn	4	4	3	.500
Cleveland	4	7	0	.364	Philadelphia	5	6	0	.455
Chicago Cardinals	2	9	0	.182	Pittsburgh	2	9	0	.182

New York defeated Green Bay, 23-17, for World's Championship.

1939

Western Division					Eastern Division				
	W	L	T	%		W	L	T	%
Green Bay	9	2	0	.818	New York	9	1	1	.900
Chicago Bears	8	3	0	.727	Washington	8	2	1	.800
DETROIT	6	5	0	.545	Brooklyn	4	6	1	.400
Cleveland	5	5	1	.500	Philadelphia	1	9	1	.100
Chicago Cardinals	1	10	0	.091	Pittsburgh	1	9	1	.100

Green Bay defeated New York, 27-0, for World's Championship.

1940

Western Division					Eastern Division				
	W	L	T	%		W	L	T	%
Chicago Bears	8	3	0	.727	Washington	9	2	0	.818
Green Bay	6	4	1	.600	Brooklyn	8	3	0	.727
DETROIT	5	5	1	.500	New York	6	4	1	.600
Cleveland	4	6	1	.400	Pittsburgh	2	7	2	.222
Chicago Cardinals	2	7	2	.222	Philadelphia	1	10	0	.100

Bears defeated Washington, 73-0, for World's Championship.

1941

Western Division				Eastern Division					
	W	L	T	%		W	L	T	%
Chicago Bears	10*	1	0	.909	New York	8	3	0	.727
Green Bay	10	1	0	.909	Brooklyn	7	4	0	.636
DETROIT	4	6	1	.400	Washington	6	5	0	.545
Chicago Cardinals	3	7	1	.300	Philadelphia	2	8	1	.200
Cleveland	2	9	0	.182	Pittsburgh	1	9	1	.100

*Bears defeated Green Bay, 33-14, in divisional playoff.
Bears defeated New York, 37-9, for World's Championship.

1942

Western Division				Eastern Division					
	W	L	T	%		W	L	T	%
Chicago Bears	11	0	0	1.000	Washington	10	1	0	.909
Green Bay	8	2	1	.800	Pittsburgh	7	4	0	.636
Cleveland	5	6	0	.455	New York	5	5	1	.500
Chicago Cardinals	3	8	0	.273	Brooklyn	3	8	0	.273
DETROIT	0	11	0	.000	Philadelphia	2	9	0	.182

Washington defeated Bears, 14-6, for World's Championship.

1943

Western Division				Eastern Division					
	W	L	T	%		W	L	T	%
Chicago Bears	8	1	1	.889	Washington	6*	3	1	.667
Green Bay	7	2	1	.778	New York	6	3	1	.667
DETROIT	3	6	1	.333	Phil.-Pitt.	5	4	1	.555
Chicago Cardinals	0	10	0	.000	Brooklyn	2	8	0	.200

*Washington defeated New York, 28-0, in divisional playoff.
Bears defeated Washington, 41-21, for World's Championship.

1944

Western Division				Eastern Division					
	W	L	T	%		W	L	T	%
Green Bay	8	2	0	.800	New York	8	1	1	.889
Chicago Bears	6	3	1	.667	Philadelphia	7	1	2	.875
DETROIT	6	3	1	.667	Washington	6	3	1	.667
Cleveland	4	6	1	.400	Boston	2	8	0	.200
Card.-Pitt.	0	10	0	.000	Brooklyn	0	10	0	.000

Green Bay defeated New York, 14-7, for World's Championship.

1945

Western Division				Eastern Division					
	W	L	T	%		W	L	T	%
Cleveland	9	1	0	.900	Washington	8	2	0	.800
DETROIT	7	3	0	.700	Philadelphia	7	3	0	.700
Green Bay	6	4	0	.600	New York	3	6	1	.333
Chicago Bears	3	7	0	.300	Yanks	3	6	1	.333
Chicago Cardinals	1	9	0	.100	Pittsburgh	2	8	0	.200

Cleveland defeated Washington, 15-14, for World's Championship.

1946

Western Division				Eastern Division					
	W	L	T	%		W	L	T	%
Chicago Bears	8	2	1	.800	New York	7	3	1	.700
Los Angeles	6	4	1	.600	Philadelphia	6	5	0	.545
Green Bay	6	5	0	.545	Washington	5	5	1	.500
Chicago Cardinals	6	5	0	.545	Pittsburgh	5	5	1	.500
DETROIT	1	10	0	.091	Boston	2	8	1	.200

Chicago Bears defeated New York, 24-14, for World's Championship.

1947

Western Division				Eastern Division					
	W	L	T	%		W	L	T	%
Chicago Cardinals	9	3	0	.750	Philadelphia	8*	4	0	.667
Chicago Bears	8	4	0	.667	Pittsburgh	8	4	0	.667
Green Bay	6	5	1	.545	Boston	4	7	1	.364
Los Angeles	6	6	0	.500	Washington	4	8	0	.333
DETROIT	3	8	0	.250	New York	2	8	2	.200

*Philadelphia defeated Pittsburgh, 21-0, in divisional playoff.
Chicago Cardinals defeated Philadelphia, 28-21, for World's Championship.

1948

Western Division				Eastern Division					
	W	L	T	%		W	L	T	%
Chicago Cardinals	11	1	0	.917	Philadelphia	9	2	1	.818
Chicago Bears	10	2	0	.833	Washington	7	5	0	.583
Los Angeles	6	5	1	.545	New York	4	8	0	.333
Green Bay	3	9	0	.250	Pittsburgh	4	8	0	.333
DETROIT	2	10	0	.167	Boston	3	9	0	.250

Philadelphia defeated Cardinals, 7-0, for World's Championship.

1949

Western Division				Eastern Division					
	W	L	T	%		W	L	T	%
Los Angeles	8	2	2	.800	Philadelphia	11	1	0	.917
Chicago Bears	9	3	0	.750	Pittsburgh	6	5	1	.545
Chicago Cardinals	6	5	1	.545	New York Giants	6	6	0	.500
DETROIT	4	8	0	.333	Washington	4	7	1	.364
Green Bay	2	10	0	.167	New York Bulldogs	1	10	1	.091

Philadelphia defeated Los Angeles, 14-0, for World's Championship.

1950

National Conference				American Conference					
	W	L	T	%		W	L	T	%
Los Angeles	9	3	0	.750	Cleveland	10	2	0	.833
Chicago Bears	9	3	0	.750	New York Giants	10	2	0	.833
New York Yanks	7	5	0	.583	Philadelphia	6	6	0	.500
DETROIT	6	6	0	.500	Pittsburgh	6	6	0	.500
Green Bay	3	9	0	.250	Chicago Cardinals	5	7	0	.417
San Francisco	3	9	0	.250	Washington	3	9	0	.250
Baltimore	1	11	0	.083					

Cleveland defeated Los Angeles, 30-28, for World's Championship.

1951

National Conference				American Conference					
	W	L	T	%		W	L	T	%
Los Angeles	8	4	0	.667	Cleveland	11	1	0	.917
DETROIT	7	4	1	.636	New York Giants	9	2	1	.818
San Francisco	7	4	1	.636	Washington	5	7	0	.417
Chicago Bears	7	5	0	.583	Pittsburgh	4	7	1	.364
Green Bay	3	9	0	.250	Philadelphia	4	8	0	.333
New York Yanks	1	9	2	.100	Chicago Cardinals	3	9	0	.250

Los Angeles defeated Cleveland, 24-17, for World's Championship.

1952

National Conference				American Conference					
	W	L	T	%		W	L	T	%
DETROIT	9	3	0	.750	Cleveland	8	4	0	.667
Los Angeles	9	3	0	.750	Philadelphia	7	5	0	.583
San Francisco	7	5	0	.583	New York	7	5	0	.583
Green Bay	6	6	0	.500	Pittsburgh	5	7	0	.417
Chicago Bears	5	7	0	.417	Chicago Cardinals	4	8	0	.333
Dallas	1	11	0	.083	Washington	4	8	0	.333

DETROIT defeated Cleveland, 17-7, for World's Championship.

1953

Western Division				Eastern Division					
	W	L	T	%		W	L	T	%
DETROIT	10	2	0	.833	Cleveland	11	1	0	.917
San Francisco	9	3	0	.750	Philadelphia	7	4	1	.636
Los Angeles	8	3	1	.727	Washington	6	5	1	.545
Chicago Bears	3	8	1	.273	Pittsburgh	6	6	0	.500
Baltimore	3	9	0	.250	New York	3	9	0	.250
Green Bay	2	9	1	.182	Chicago Cardinals	1	10	1	.091

DETROIT defeated Cleveland, 17-16, for World's Championship.

1954

Western Division					Eastern Division				
	W	L	T	%		W	L	T	%
DETROIT	9	2	1	.818	Cleveland	9	3	0	.750
Chicago Bears	8	4	0	.667	Philadelphia	7	4	1	.636
San Francisco	7	4	1	.636	New York	7	5	0	.583
Los Angeles	6	5	1	.545	Pittsburgh	5	7	0	.417
Green Bay	4	8	0	.333	Washington	3	9	0	.250
Baltimore	3	9	0	.250	Chicago Cardinals	2	10	0	.167

Cleveland defeated DETROIT, 56-10, for World's Championship.

1955

Western Division					Eastern Division				
	W	L	T	%		W	L	T	%
Los Angeles	8	3	1	.727	Cleveland	9	2	1	.818
Chicago Bears	8	4	0	.667	Washington	8	4	0	.667
Green Bay	6	6	0	.500	New York	6	5	1	.545
Baltimore	5	6	1	.455	Philadelphia	4	7	1	.364
San Francisco	4	8	0	.333	Chicago Cardinals	4	7	1	.364
DETROIT	3	9	0	.250	Pittsburgh	4	8	0	.333

Cleveland defeated Los Angeles, 38-14, for World's Championship.

1956

Western Division					Eastern Division				
	W	L	T	%		W	L	T	%
Chicago Bears	9	2	1	.818	New York	8	3	1	.727
DETROIT	9	3	0	.750	Chicago Cardinals	7	5	0	.583
San Francisco	5	6	1	.455	Washington	6	6	0	.500
Baltimore	5	7	0	.417	Cleveland	5	7	0	.417
Green Bay	4	8	0	.333	Pittsburgh	5	7	0	.417
Los Angeles	4	8	0	.333	Philadelphia	3	8	1	.273

New York Giants defeated Chicago Bears, 47-7, for World's Championship.

1957

Western Division					Eastern Division				
	W	L	T	%		W	L	T	%
DETROIT	8*	4	0	.667	Cleveland	9	2	1	.818
San Francisco	8	4	0	.667	New York	7	5	0	.583
Baltimore	7	5	0	.583	Pittsburgh	6	6	0	.500
Los Angeles	6	6	0	.500	Washington	5	6	1	.455
Chicago Bears	5	7	0	.417	Philadelphia	4	8	0	.333
Green Bay	3	9	0	.250	Chicago Cardinals	3	9	0	.250

*DETROIT defeated San Francisco, 31-27, in divisional playoff.

DETROIT defeated Cleveland, 59-14, for World's Championship.

1958

Western Division					Eastern Division				
	W	L	T	%		W	L	T	%
Baltimore	9	3	0	.750	Cleveland	9*	3	0	.750
Chicago Bears	8	4	0	.667	New York	9	3	0	.750
Los Angeles	8	4	0	.667	Pittsburgh	7	4	1	.636
San Francisco	6	6	0	.500	Washington	4	7	1	.364
DETROIT	4	7	1	.364	Chicago Cardinals	2	9	1	.182
Green Bay	1	10	1	.091	Philadelphia	2	9	1	.182

*New York Giants defeated Cleveland, 10-0, in divisional playoff.

Baltimore defeated New York, 23-17, for World's Championship.
(Sudden Death 8:15)

1959

Western Division					Eastern Division				
	W	L	T	%		W	L	T	%
Baltimore	9	3	0	.750	New York	10	2	0	.833
Chicago Bears	8	4	0	.667	Cleveland	7	5	0	.583
Green Bay	7	5	0	.583	Philadelphia	7	5	0	.583
San Francisco	7	5	0	.583	Pittsburgh	6	5	1	.545
DETROIT	3	8	1	.213	Washington	3	9	0	.250
Los Angeles	2	10	0	.167	Chicago Cardinals	2	10	0	.167

Baltimore defeated New York, 31-16, for World's Championship.

1960

Western Division					Eastern Division				
	W	L	T	%		W	L	T	%
Green Bay	8	4	0	.667	Philadelphia	10	2	0	.833
DETROIT	7	5	0	.583	Cleveland	8	3	1	.727
San Francisco	7	5	0	.583	New York	6	4	2	.600
Baltimore	6	6	0	.500	St. Louis	6	5	1	.545
Chicago	5	6	1	.454	Pittsburgh	5	6	1	.454
Los Angeles	4	7	1	.363	Washington	1	9	2	.100
Dallas	0	11	1	.000					

Philadelphia defeated Green Bay, 17-13, for World's Championship.

1961

Western Division					Eastern Division				
	W	L	T	%		W	L	T	%
Green Bay	11	3	0	.786	New York	10	3	1	.769
DETROIT	8	5	1	.615	Philadelphia	10	4	0	.714
Baltimore	8	6	0	.571	Cleveland	8	5	1	.615
Chicago	8	6	0	.571	St. Louis	7	7	0	.500
San Francisco	7	6	1	.538	Pittsburgh	6	8	0	.429
Los Angeles	4	10	0	.286	Dallas	4	9	1	.308
Minnesota	3	11	0	.214	Washington	1	12	1	.077

Green Bay defeated New York, 37-0, for World's Championship.

1962

Western Division					Eastern Division				
	W	L	T	%		W	L	T	%
Green Bay	13	1	0	.929	New York	12	2	0	.857
DETROIT	11	3	0	.786	Pittsburgh	9	5	0	.643
Chicago	9	5	0	.643	Cleveland	7	6	1	.538
Baltimore	7	7	0	.500	Washington	5	7	2	.417
San Francisco	6	8	0	.429	Dallas	5	8	1	.385
Minnesota	2	11	1	.154	St. Louis	4	9	1	.308
Los Angeles	1	12	1	.077	Philadelphia	3	10	1	.231

Green Bay defeated New York, 16-7, for World's Championship.

1963

Western Division					Eastern Division				
	W	L	T	%		W	L	T	%
Chicago	11	1	2	.917	New York	11	3	0	.786
Green Bay	11	2	1	.846	Cleveland	10	4	0	.714
Baltimore	8	6	0	.571	St. Louis	9	5	0	.643
DETROIT	5	8	1	.385	Pittsburgh	7	4	3	.636
Minnesota	5	8	1	.385	Dallas	4	10	0	.286
Los Angeles	5	9	0	.357	Washington	3	11	0	.214
San Francisco	2	12	0	.143	Philadelphia	2	10	2	.167

Chicago defeated New York, 14-10, for World's Championship.

1964

Western Division					Eastern Division				
	W	L	T	%		W	L	T	%
Baltimore	12	2	0	.857	Cleveland	10	3	1	.769
Green Bay	8	5	1	.615	St. Louis	9	3	2	.750
Minnesota	8	5	1	.615	Philadelphia	6	8	0	.429
DETROIT	7	5	2	.583	Washington	6	8	0	.429
Los Angeles	5	7	2	.417	Dallas	5	8	1	.385
Chicago	5	9	0	.357	Pittsburgh	5	9	0	.357
San Francisco	4	10	0	.286	New York	2	10	2	.166

Cleveland defeated Baltimore, 27-0, for World's Championship.

1965

Western Division					Eastern Division				
	W	L	T	%		W	L	T	%
Green Bay	10*	3	1	.769	Cleveland	11	3	0	.786
Baltimore	10	3	1	.769	Dallas	7	7	0	.500
Chicago	9	5	0	.643	New York	7	7	0	.500
San Francisco	7	6	1	.538	Washington	6	8	0	.429
Minnesota	7	7	0	.500	Philadelphia	5	9	0	.357
DETROIT	6	7	1	.462	St. Louis	5	9	0	.357
Los Angeles	4	10	1	.286	Pittsburgh	2	12	0	.143

*Green Bay defeated Baltimore, 13-10, in playoff (overtime)

Green Bay defeated Cleveland, 23-12, for Championship.

1966

Western Division					Eastern Division				
	W	L	T	%		W	L	T	%
Green Bay	12	2	0	.857	Dallas	10	3	1	.769
Baltimore	9	5	0	.643	Cleveland	9	5	0	.643
Los Angeles	8	6	0	.571	Philadelphia	9	5	0	.643
San Francisco	6	6	2	.500	St. Louis	8	5	1	.615
Chicago	5	7	2	.417	Washington	7	7	0	.500
DETROIT	4	9	1	.308	Pittsburgh	5	8	1	.385
Minnesota	4	9	1	.308	Atlanta	3	11	0	.214
					New York	1	12	1	.017

Green Bay defeated Dallas, 34-27, for Championship.

1967

WESTERN CONFERENCE					EASTERN CONFERENCE				
Central Division					Capitol Division				
Green Bay	9	4	1	.692	Dallas	9	5	0	.643
Chicago	7	6	1	.538	Philadelphia	6	7	1	.462
DETROIT	5	7	2	.417	Washington	5	6	3	.455
Minnesota	3	8	3	.273	New Orleans	3	11	0	.214
Coastal Division					Century Division				
Los Angeles	11	1	2	.917	Cleveland	9	5	0	.643
Baltimore	11	1	2	.917	New York	7	7	0	.500
San Francisco	7	7	0	.500	St. Louis	6	7	1	.462
Atlanta	1	12	1	.077	Pittsburgh	4	9	1	.308

Green Bay defeated Los Angeles, 28-7, for Western title.

Dallas defeated Cleveland, 52-14, for Eastern title

Green Bay defeated Dallas, 21-17, for NFL Championship

1968

WESTERN CONFERENCE					EASTERN CONFERENCE				
Central Division					Capitol Division				
Minnesota	8	6	0	.571	Dallas	12	2	0	.857
Chicago	7	7	0	.500	New York	7	7	0	.500
Green Bay	6	7	1	.462	Washington	5	9	0	.357
DETROIT	4	8	2	.333	Philadelphia	2	12	0	.143
Coastal Division					Century Division				
Baltimore	13	1	0	.929	Cleveland	10	4	0	.714
Los Angeles	10	3	1	.769	St. Louis	9	4	1	.692
San Francisco	7	6	1	.538	New Orleans	4	9	1	.308
Atlanta	2	12	0	.143	Pittsburgh	2	11	1	.154

Baltimore defeated Minnesota, 24-14, for Western title

Cleveland defeated Dallas, 31-20, for Eastern title.

Baltimore defeated Cleveland, 34-0, for NFL Championship.

1969

WESTERN CONFERENCE					EASTERN CONFERENCE				
Central Division					Capitol Division				
Minnesota	12	2	0	.857	Dallas	11	2	1	.846
DETROIT	9	4	1	.692	Washington	7	5	2	.583
Green Bay	8	6	0	.571	New Orleans	5	9	0	.357
Chicago	1	13	0	.071	Philadelphia	4	9	1	.308
Coastal Division					Century Division				
Los Angeles	11	3	0	.785	Cleveland	10	3	1	.769
Baltimore	8	5	1	.615	New York	6	8	0	.429
Atlanta	6	8	0	.429	St. Louis	4	9	1	.308
San Francisco	4	8	2	.333	Pittsburgh	1	13	0	.071

Minnesota defeated Los Angeles, 23-20 for Western title.

Cleveland defeated Dallas, 38-14, for Eastern title.

Minnesota defeated Cleveland, 27-7, for NFL Championship.

1970

NATIONAL CONFERENCE

Central Division				
Minnesota	12	2	0	.857
DETROIT	10	4	0	.714
Chicago	6	8	0	.429
Green Bay	6	8	0	.429

Eastern Division				
Dallas	10	4	0	.714
New York	9	5	0	.643
St. Louis	8	5	1	.615
Washington	6	8	0	.429
Philadelphia	3	10	1	.231

Western Division				
San Francisco	10	3	1	.769
Los Angeles	9	4	1	.692
Atlanta	4	8	2	.333
New Orleans	2	11	1	.154

Dallas defeated DETROIT, 5-0, and San Francisco defeated Minnesota, 17-14, in National Conference playoffs. Dallas defeated San Francisco, 17-10, for National Conference title.

AMERICAN CONFERENCE

Central Division				
Cincinnati	8	6	0	.571
Cleveland	7	7	0	.500
Pittsburgh	5	9	0	.357
Houston	3	10	1	.231

Eastern Division				
Baltimore	11	2	1	.846
Miami	10	4	0	.714
New York	4	10	0	.286
Buffalo	3	10	1	.231
Boston	2	12	0	.143

Western Division				
Oakland	8	4	2	.667
Kansas City	7	5	2	.583
San Diego	5	6	3	.455
Denver	5	8	1	.357

Baltimore defeated Cincinnati, 17-0, and Oakland defeated Miami, 21-14, in American Conference playoffs. Baltimore defeated Oakland, 27-17, for American Conference title.

Baltimore defeated Dallas, 16-13, for NFL title.

1971

NATIONAL CONFERENCE

Central Division				
Minnesota	11	3	0	.786
DETROIT	7	6	1	.538
Chicago	6	8	0	.429
Green Bay	4	8	2	.333

Eastern Division				
Dallas	11	3	0	.786
Washington	9	4	1	.692
Philadelphia	6	7	1	.462
St. Louis	4	9	1	.308
New York Giants	4	10	0	.286

Western Division				
San Francisco	9	5	0	.643
Los Angeles	8	5	1	.615
Atlanta	7	6	1	.538
New Orleans	4	8	2	.333

Dallas defeated Minnesota, 20-12, and San Francisco defeated Washington, 24-20, in National Conference playoffs. Dallas defeated San Francisco, 14-3, for National Conference title.

AMERICAN CONFERENCE

Central Division				
Cleveland	9	5	0	.643
Pittsburgh	6	8	0	.429
Houston	4	9	1	.308
Cincinnati	4	10	0	.286

Eastern Division				
Miami	10	3	1	.769
Baltimore	10	4	0	.714
New England	6	8	0	.429
New York Jets	6	8	0	.429
Buffalo	1	13	0	.071

Western Division				
Kansas City	10	3	1	.769
Oakland	8	4	2	.667
San Diego	6	8	0	.429
Denver	4	9	1	.308

Miami defeated Kansas City, 27-24, and Baltimore defeated Cleveland, 20-3, in American Conference playoffs. Miami defeated Baltimore, 21-0 for American Conference title.

Dallas defeated Miami, 24-3, for NFL title.

NATIONAL CONFERENCE

1972

AMERICAN CONFERENCE

Central Division			
Green Bay	10	4	0 .714
DETROIT	8	5	1 .607
Minnesota	7	7	0 .500
Chicago	4	9	1 .321
Eastern Division			
Washington	11	3	0 .786
Dallas	10	4	0 .714
New York Giants	8	6	0 .571
St. Louis	4	9	1 .321
Philadelphia	2	11	1 .179
Western Division			
San Francisco	8	5	1 .607
Atlanta	7	7	0 .500
Los Angeles	6	7	1 .464
New Orleans	2	11	1 .179

Dallas defeated San Francisco, 30-28, and Washington defeated Green Bay, 16-3, in National Conference playoffs. Washington defeated Dallas, 26-3, for National Conference title.

Miami defeated Washington, 14-7, for NFL title.

Central Division			
Pittsburgh	11	3	0 .786
Cleveland	10	4	0 .714
Cincinnati	8	6	0 .571
Houston	1	13	0 .071
Eastern Division			
Miami	14	0	0 1.000
New York Jets	7	7	0 .500
Baltimore	5	9	0 .429
Buffalo	4	9	1 .321
New England	3	11	0 .214
Western Division			
Oakland	10	3	1 .750
Kansas City	8	6	0 .571
Denver	5	9	0 .429
San Diego	4	9	1 .321

Miami defeated Cleveland, 20-14, and Pittsburgh defeated Oakland, 13-7, in American Conference playoffs. Miami defeated Pittsburgh, 21-17, for American Conference title.

1973

NATIONAL CONFERENCE

AMERICAN CONFERENCE

Central Division			
Minnesota	12	2	0 .857
DETROIT	6	7	1 .464
Green Bay	5	7	2 .429
Chicago	3	11	0 .214
Eastern Division			
Dallas	10	4	0 .714
Washington*	10	4	0 .714
Philadelphia	5	8	1 .393
St. Louis	4	9	1 .321
New York Giants	2	11	1 .179
Western Division			
Los Angeles	12	2	0 .857
Atlanta	9	5	0 .643
New Orleans	5	9	0 .357
San Francisco	5	9	0 .357

Minnesota defeated Washington, 27-20, and Dallas defeated Los Angeles, 27-16, in National Conference playoffs. Minnesota defeated Dallas, 27-10, for National Conference title.

Central Division			
Cincinnati	10	4	0 .714
Pittsburgh*	10	4	0 .714
Cleveland	7	5	2 .571
Houston	1	13	0 .071
Eastern Division			
Miami	12	2	0 .857
Buffalo	9	5	0 .643
New England	5	9	0 .357
Baltimore	4	10	0 .286
New York Jets	4	10	0 .286
Western Division			
Oakland	9	4	1 .679
Denver	7	5	2 .571
Kansas City	7	5	2 .571
San Diego	2	11	1 .179

Miami defeated Cincinnati, 34-16, and Oakland defeated Pittsburgh, 33-14, in American Conference playoffs. Miami defeated Oakland, 27-10, for American Conference title.

Miami defeated Minnesota, 24-7, for NFL title.

LIONS YEAR-BY-YEAR RECORD

YEAR	GP	WON	LOST	TIED	PF	PA	POSITION	HEAD COACH
1934●	13	10	3	0	238	59	2nd	Potsy Clark
1935●	12	7	3	2	191	111	1st	Potsy Clark
1936●	12	8	4	0	235	102	3rd	Potsy Clark
1937●	11	7	4	0	180	105	2nd (tied)	Dutch Clark
1938	11	7	4	0	119	108	2nd	Dutch Clark
1939	11	6	5	0	145	150	3rd	Gus Henderson
1940●	11	5	5	1	138	153	3rd	Potsy Clark
1941	11	4	6	1	121	195	3rd	Bill Edwards
1942	11	0	11	0	38	263	5th	Edwards-John Karcis
1943	10	3	6	1	178	218	3rd	Gus Dorais
1944	10	6	3	1	216	151	2nd (tied)	Gus Dorais
1945	10	7	3	0	195	194	2nd	Gus Dorais
1946	11	1	10	0	142	310	5th	Gus Dorais
1947	12	3	9	0	231	305	5th	Gus Dorais
1948	12	2	10	0	200	407	5th	Bo McMillin
1949	12	4	8	0	237	259	4th	Bo McMillin
1950	12	6	6	0	321	285	4th	Bo McMillin
1951	12	7	4	1	336	259	2nd	Buddy Parker
1952	12	9	3	0	344	192	1st	Buddy Parker
1953	12	10	2	0	271	205	1st	Buddy Parker
1954	12	9	2	1	337	189	1st	Buddy Parker
1955	12	3	9	0	230	275	6th	Buddy Parker
1956	12	9	3	0	300	188	2nd	Buddy Parker
1957	12	8	4	0	251	231	1st	George Wilson
1958	12	4	7	1	261	276	5th	George Wilson
1959	12	3	8	1	203	275	5th	George Wilson
1960	12	7	5	0	239	212	2nd	George Wilson
1961	14	8	5	1	270	258	2nd (tied)	George Wilson
1962	14	11	3	0	315	177	2nd	George Wilson
1963	14	5	8	1	326	265	4th (tied)	George Wilson
1964	14	7	5	2	280	260	4th	George Wilson
1965	14	6	7	1	257	295	5th	Harry Gilmer
1966	14	4	9	1	206	317	6th (tied)	Harry Gilmer
1967	14	5	7	2	260	259	3rd*	Joe Schmidt
1968	14	4	8	2	207	241	4th*	Joe Schmidt
1969	14	9	4	1	259	188	2nd*	Joe Schmidt
1970	14	10	4	0	347	202	2nd*	Joe Schmidt
1971	14	7	6	1	341	286	2nd*	Joe Schmidt
1972	14	8	5	1	339	290	2nd*	Joe Schmidt
1973	14	6	7	1	271	247	2nd*	Don McCafferty
Totals	494	245	225	24	9575	8962		
							1st-5 4th-5	2nd-15 5th- 6
								3rd-6 6th-3

● Home Games Played at UD Stadium * in 4-team Central Division

LIONS GAME-BY-GAME RECORD

1934 (10-3-0)

*Home Game

1939 (6-5-0)

George "Potsy" Clark, Coach

Gus Henderson, Coach

Date	Opponent	Crowd	W-L-T	Score
9-23	New York	12,000*	W	9-0
9-30	Cardinals	18,000	W	6-0
10-7	Green Bay	7,500	W	3-0
10-14	Philadelphia	9,860	W	10-0
10-17	Boston	12,000*	W	24-0
10-21	Brooklyn	11,000*	W	28-0
10-28	Cin.-St. Louis	4,800	W	38-0
11-4	Pittsburgh	6,000*	W	40-7
11-11	Cardinals	11,000*	W	17-13
11-18	Cin.-St. Louis	15,000*	W	40-7
11-25	Green Bay	12,000*	L	0-3
11-29	Chicago	26,000*	L	16-19
12-2	Chicago	34,412	L	7-10

1935 (7-3-2)

9-20	Philadelphia	12,000*	W	35-0
9-29	Cardinals	8,200*	T	10-10
10-6	Brooklyn	12,000	L	10-12
10-13	Boston	18,737	W	17-7
10-20	Green Bay	9,500	L	9-13
10-30	Boston	17,000*	W	14-0
11-3	Cardinals	5,000	W	7-6
11-10	Green Bay	1,200	J.	7-31
11-17	Green Bay	12,000*	W	20-10
11-24	Chicago	14,624	T	20-20
11-28	Chicago	18,000*	W	14-2
12-1	Brooklyn	15,000*	W	28-0

1936 (8-4-0)

9-27	Cardinals	15,000*	W	39-0
10-11	Philadelphia	15,000	W	23-0
10-14	Brooklyn	8,000	W	14-7
10-18	Green Bay	13,500	L	18-20
10-25	Chicago	27,424	L	10-12
11-1	New York	25,000	L	7-14
11-8	Pittsburgh	20,000*	W	28-3
11-15	New York	20,000*	W	38-0
11-22	Cardinals	7,579	W	14-7
11-26	Chicago	22,000*	W	13-7
11-29	Green Bay	22,000*	L	17-26
12-6	Brooklyn	10,000*	W	14-6

1937 (7-4-0)

Earl "Dutch" Clark, Coach

9-19	Cardinals	17,000*	L	16-7
10-3	Green Bay	17,553	L	6-26
10-10	Pittsburgh	16,000*	W	7-3
10-17	Brooklyn	18,000*	W	30-0
10-24	Chicago	34,530	L	20-28
10-31	Green Bay	23,000*	L	13-14
11-7	Cleveland	24,800	W	28-0
11-14	New York	35,000	W	17-0
11-21	Cardinals	8,576	W	16-7
11-28	Chicago	24,173*	L	0-13
12-5	Cleveland	15,500*	W	27-7

1938 (7-4-0)

9-9	Pittsburgh	17,000*	W	16-7
10-2	Cleveland	8,012	L	17-21
10-9	Green Bay	21,968	W	17-7
10-16	Washington	42,855*	L	5-7
10-23	Cardinals	17,917*	W	10-0
10-30	Chicago	24,356	W	13-7
11-6	Cleveland	30,140*	W	6-0
11-13	Green Bay	45,139*	L	7-28
11-20	Cardinals	8,279	W	7-3
11-24	Chicago	26,200*	W	14-7
12-4	Philadelphia	19,000*	L	7-21

Date	Opponent	Crowd	W-L-T	Score
9-10	Cardinals	15,075*	W	21-13
9-24	Brooklyn	15,515*	W	27-7
10-1	Cardinals	11,000	W	17-3
10-15	Cleveland	30,096*	W	15-7
10-22	Green Bay	22,558	L	7-26
10-29	Chicago	30,903	W	10-0
11-5	New York	47,492*	W	18-14
11-12	Chicago	42,684*	L	13-23
11-19	Cleveland	28,142	L	3-14
11-26	Washington	36,183	L	7-31
12-3	Green Bay	30,699*	L	7-12

1940 (5-5-1)

George "Potsy" Clark, Coach

9-15	Cardinals	18,048	T	0-0
9-22	Pittsburgh	15,310*	L	7-10
9-29	Cleveland	15,347*	W	6-0
10-6	Cardinals	20,619*	W	43-14
10-13	Chicago	34,217	L	0-7
10-20	Green Bay	21,001	W	23-14
10-27	Washington	28,909*	L	14-20
11-3	Cleveland	18,881	L	0-24
11-10	Chicago	21,735*	W	17-14
11-17	Philadelphia	6,327	W	21-0
11-24	Green Bay	26,019*	L	7-50

1941 (4-6-1)

William "Bill" Edwards, Coach

9-14	Green Bay	16,734	L	0-23
9-21	Brooklyn	19,269	L	7-14
9-27	Cardinals	15,458	T	14-14
10-14	Cleveland	26,481*	W	17-7
10-19	Chicago	29,980	L	0-49
10-26	Green Bay	30,269*	L	7-24
11-2	Cleveland	10,554	W	14-0
11-9	New York	27,875	L	13-20
11-16	Philadelphia	16,306*	W	21-17
11-23	Chicago	28,657*	L	7-24
11-30	Cardinals	17,501*	W	21-3

1942 (0-11-0)

9-20	Cardinals	14,742	L	0-13
9-27	Cleveland	14,646*	L	0-14
10-4	Brooklyn	12,598*	L	7-28

John Karcis, Coach

10-11	Green Bay	19,500	L	7-38
10-18	Cardinals	14,100*	L	0-7
10-25	Green Bay	19,097*	L	7-28
11-1	Chicago	12,205	L	0-16
11-8	Pittsburgh	16,675*	L	7-35
11-15	Cleveland	4,029	L	7-27
11-22	Chicago	17,348*	L	0-42
11-29	Washington	6,044*	L	3-15

1943 (3-6-1)

Charles "Gus" Dorais, Coach

9-19	Cardinals	23,408*	W	35-17
9-26	Brooklyn	23,768*	W	27-20
10-3	Chicago	48,118*	L	21-27
10-10	Green Bay	21,396	L	14-35
10-17	Cardinals	15,072	W	7-0
10-24	Green Bay	41,463*	L	6-27
10-31	Chicago	25,187	L	14-35
11-7	New York	16,992*	T	0-0
11-14	Washington	35,540	L	20-42
11-21	Phil.-Pitt.	23,338	L	34-35

1944 (6-3-1)				1949 (4-8-0)			
Date	Opponent	Crowd	W-L-T Score	Date	Opponent	Crowd	W-L-T Score
10- 1	Green Bay	18,556	L 6-27	9-23	Los Angeles	17,878	L 24-27
10- 8	Brooklyn	15,702*	W 19-14	10- 3	Philadelphia	20,163*	L 14-22
10-15	Cleveland	21,115*	L 17-20	10- 8	Pittsburgh	21,594	L 7-14
10-22	Chicago	23,835	T 21-21	10-16	Los Angeles	19,839*	L 10-21
10-29	Green Bay	30,844*	L 0-14	10-23	Cardinals	19,490	W 24- 7
11- 5	Card.-Pitt.	17,743	W 27- 6	10-30	Green Bay	6,177	L 14-16
11-12	Card.-Pitt.	13,239*	W 21- 7	11- 6	Cardinals	19,465*	L 19-42
11-19	Chicago	21,960*	W 41-21	11-13	Chicago	32,716	L 24-27
11-26	Cleveland	7,462	W 26-14	11-20	New York	14,661	W 45-21
12- 3	Boston	15,027*	W 38- 7	11-24	Chicago	22,912*	L 7-28
				12- 4	NY Bulldogs	11,956*	W 28-27
				12-11	Green Bay	9,722*	W 21- 7
1945 (7-3-0)				1950 (6-6-0)			
9-23	Cardinals	5,461	W 10- 0	9-17	Green Bay	20,285	W 45- 7
10- 7	Green Bay	20,463	L 21-57	9-24	Pittsburgh	19,600*	W 10- 7
10-14	Philadelphia	22,580*	W 28-24	10- 2	N.Y. Yanks	11,096	L 21-44
10-21	Cardinals	32,644*	W 26- 0	10- 8	S. Francisco	26,000*	W 24- 7
10-28	Chicago	37,260*	W 16-10	10-15	Los Angeles	28,000*	L 28-30
11- 4	Boston	17,631	W 10- 9	10-22	S. Francisco	26,252	L 27-28
11-11	Chicago	24,798	W 35-28	10-29	Los Angeles	21,700	L 24-65
11-18	New York	38,215	L 14-35	11- 5	Chicago	32,000*	L 21-35
11-22	Cleveland	40,017*	L 21-28	11-19	Green Bay	18,000*	W 24-21
12- 2	Green Bay	23,468*	W 14- 3	11-23	N.Y. Yanks	28,000*	W 49-14
				12- 3	Baltimore	12,058	W 45-21
				12-10	Chicago	34,604	L 3- 6
1946 (1-10-0)				1951 (7-4-1)			
9-30	Cardinals	14,667	L 14-34	Raymond "Buddy" Parker, Coach			
10- 6	Washington	33,569	L 16-17	9-30	Washington	27,831*	W 35-17
10-13	Cardinals	21,939*	L 14-36	10- 7	N.Y. Yanks	24,194*	W 37-10
10-20	Los Angeles	27,928	L 14-35	10-14	Los Angeles	50,567*	L 21-27
10-27	Green Bay	17,073	L 7-10	10-21	N.Y. Yanks	21,807*	T 24-24
11- 3	Los Angeles	34,447*	L 20-41	10-28	Chicago	34,778*	L 23-28
11-10	Pittsburgh	13,621*	W 17- 7	11- 4	Green Bay	18,165	W 24-17
11-17	Green Bay	21,055*	L 0- 9	11-11	Chicago	43,709	W 41-28
11-24	Chicago	24,270	L 6-42	11-18	Philadelphia	25,098	W 28-10
11-28	Boston	13,010*	L 10-34	11-22	Green Bay	32,247*	W 52-35
12- 8	Chicago	19,579*	L 24-45	12- 2	S. Francisco	45,757*	L 10-20
				12- 9	Los Angeles	52,937	W 24-22
				12-16	S. Francisco	26,465	L 17-21
1947 (3-9-0)				1952 (9-3-0)			
9-21	Pittsburgh	34,681	L 10-17	9-28	S. Francisco	54,761	L 3-17
9-28	Cardinals	22,245	L 21-45	10- 3	Los Angeles	42,743	W 17-14
10- 5	Boston	16,097	W 21- 7	10-12	S. Francisco	56,822*	L 0-28
10-12	Los Angeles	42,955*	L 13-27	10-19	Los Angeles	40,152*	W 24-16
10-19	Chicago	31,960	L 24-33	10-26	Green Bay	24,556*	W 52-17
10-26	Green Bay	23,100	L 17-34	11- 2	Cleveland	56,029*	W 17- 6
11- 2	New York	28,812*	W 35- 7	11- 9	Pittsburgh	26,170	W 31- 6
11- 9	Cardinals	25,296*	L 7-17	11-16	Dallas Tex.	33,304*	W 43-13
11-16	Washington	17,003*	W 38-21	11-23	Chicago	37,508	L 23-24
11-23	Los Angeles	17,693	L 17-28	11-27	Green Bay	39,101*	W 48-24
11-27	Chicago	27,214*	L 14-34	12- 7	Chicago	50,410*	W 45-21
12- 7	Green Bay	14,055*	L 14-35	12-13	Dallas Tex.	12,252*	W 41- 6
1948 (2-10-0)				1953 (10-2-0)			
Alvin "Bo" McMillin, Coach				9-27	Pittsburgh	44,587*	W 38-21
9-22	Los Angeles	12,941	L 7-44	10- 3	Baltimore	25,159	W 27-17
10- 3	Green Bay	21,403	L 21-33	10-11	S. Francisco	58,079*	W 24-21
10- 9	Boston	18,747*	L 14-17	10-18	Los Angeles	55,772*	L 19-31
10-17	Chicago	35,425	L 0-28	10-25	S. Francisco	54,862	W 14-10
10-24	Los Angeles	17,444*	L 27-34	11- 1	Los Angeles	93,751	L 24-37
10-31	Green Bay	15,045*	W 24-20	11- 7	Baltimore	46,508*	W 17- 7
11- 7	Cardinals	22,311	L 20-56	11-15	Green Bay	20,834	W 14- 7
11-14	Washington	32,528	L 21-46	11-22	Chicago	36,165	W 20-16
11-21	Pittsburgh	13,646*	W 17-14	11-26	Green Bay	52,547*	W 34-15
11-25	Cardinals	22,099*	L 14-28	12- 6	Chicago	58,056*	W 13- 7
12- 5	Chicago	25,781*	L 14-42	12-13	New York	28,390	W 27-16
12-12	Philadelphia	15,322	L 21-45				

1954 (9-2-1)

1959 (3-8-1)

Date	Opponent	Crowd	W-L-T Score	Date	Opponent	Crowd	W-L-T Score
9-26	Chicago	52,343*	W 48-23	9-29	Baltimore	55,588	L 9-21
10-10	Los Angeles	56,523°	W 21- 3	10- 4	Green Bay	32,150	L 10-28
10-16	Baltimore	48,272*	W 35- 0	10-11	Baltimore	54,197*	L 24-31
10-24	S. Francisco	60,500	L 31-37	10-18	S. Francisco	52,585*	L 13-34
10-31	Los Angeles	74,342	W 27-24	10-25	Los Angeles	74,288	W 17- 7
11- 6	Baltimore	25,287	W 27- 3	11- 1	S. Francisco	59,064	L 7-33
11-14	S. Francisco	58,431°	W 48- 7	11- 8	Pittsburgh	24,614	T 10-10
11-21	Green Bay	20,767	W 21-17	11-15	Los Angeles	52,217*	W 23-17
11-25	Green Bay	55,532*	W 28-24	11-22	Chicago	54,059*	L 14-24
12- 5	Philadelphia	54,939*	T 13-13	11-26	Green Bay	49,221*	L 17-24
12-12	Chicago	37,240	L 24-28	12- 6	Cardinals	45,811*	W 45-21
12-19	Cleveland	34,168	W 14-10	12-13	Chicago	40,890	L 14-25

1955 (3-9-0)

1960 (7-5-0)

9-27	Green Bay	22,217	L 17-20	10- 2	Green Bay	32,150	L 9-28
10- 1	Baltimore	40,030	L 13-28	10- 9	S. Francisco	49,825*	L 10-14
10- 9	Los Angeles	54,836*	L 10-17	10-16	Philadelphia	38,065	L 10-28
10-16	S. Francisco	51,438*	L 24-27	10-23	Baltimore	53,854*	W 30-17
10-23	Los Angeles	68,690	L 13-24	10-30	Los Angeles	53,295	L 35-48
10-30	S. Francisco	47,431	L 21-38	11- 6	S. Francisco	48,447	W 24- 0
11- 5	Baltimore	53,874*	W 24-14	11-13	Los Angeles	54,019*	W 12-10
11-13	Pittsburgh	34,441	W 31-28	11-20	Chicago	46,267	L 7-28
11-20	Chicago	53,610*	L 14-24	11-24	Green Bay	54,123*	W 23-10
11-24	Green Bay	51,685°	W 24-10	12- 4	Baltimore	57,808	W 20-15
12- 4	Chicago	39,388	L 20-21	12-11	Dallas	43,272*	W 23-14
12-11	New York	45,929°	L 19-24	12-18	Chicago	51,017*	W 36- 0

1956 (9-3-0)

1961 (8-5-1)

9-30	Green Bay	24,668	W 20-16	9-17	Green Bay	44,307	W 17-13
10- 6	Baltimore	42,622	W 31-14	9-24	Baltimore	54,259	W 16-15
10-14	Los Angeles	56,281*	W 24-21	10- 1	S. Francisco	53,155*	L 0-49
10-21	S. Francisco	55,662*	W 20-17	10- 8	Chicago	50,521*	L 17-31
10-28	Los Angeles	76,758	W 16- 7	10-15	Los Angeles	45,873*	W 14-13
11- 4	S. Francisco	46,708	W 17-13	10-22	Baltimore	53,016*	L 14-17
11-11	Washington	28,003	L 17-18	10-29	Los Angeles	49,123	W 28-10
11-18	Baltimore	55,788*	W 27- 3	11- 5	S. Francisco	56,878	T 20-20
11-22	Green Bay	54,087*	L 20-24	11-12	St. Louis	20,320	W 45-14
12- 2	Chicago	57,024*	W 42-10	11-19	Minnesota	32,296	W 37-10
12- 9	Pittsburgh	52,124*	W 45- 7	11-23	Green Bay	55,662*	L 9-17
12-16	Chicago	49,086	L 21-38	12- 3	Chicago	47,394	W 16-15
				12-10	Minnesota	42,655*	W 13- 7
				12-17	Philadelphia	44,231*	L 24-27

1957 (8-4-0)

1962 (11-3-0)

George W. Wilson, Coach							
9-29	Baltimore	40,112	L 14-34	9-16	Pittsburgh	46,641*	W 45- 7
10- 6	Green Bay	32,132	W 24-14	9-23	S. Francisco	51,032°	W 45-24
10-13	Los Angeles	55,914*	W 10- 7	9-30	Baltimore	57,966	W 29-20
10-20	Baltimore	55,764*	W 31-27	10- 7	Green Bay	38,669	L 7- 9
10-27	Los Angeles	77,314	L 17-35	10-14	Los Angeles	53,714*	W 13-10
11- 3	S. Francisco	59,702	L 31-35	10-21	New York	62,856	L 14-17
11-10	Philadelphia	29,302	W 27-16	10-28	Chicago	53,342*	W 11- 3
11-17	S. Francisco	56,915*	W 31-10	11- 4	Los Angeles	44,241	W 12- 3
11-24	Chicago	55,769*	L 7-27	11-11	S. Francisco	43,449	W 38-24
11-28	Green Bay	54,301*	W 18- 6	11-18	Minnesota	31,257	W 17- 6
12- 8	Cleveland	55,814°	W 20- 7	11-22	Green Bay	57,598*	W 26-14
12-15	Chicago	41,088	W 21-13	12- 2	Baltimore	53,012*	W 21-14
				12- 9	Minnesota	42,256*	W 37-23
				12-16	Chicago	44,948	L 0- 3

1958 (4-7-1)

1963 (5-8-1)

9-28	Baltimore	48,377	L 15-28	9-14	Los Angeles	49,342	W 23- 2
10- 5	Green Bay	32,035	T 13-13	9-22	Green Bay	45,912	L 10-31
10-12	Los Angeles	55,648*	L 28-42	9-29	Chicago	55,400*	L 21-37
10-19	Baltimore	55,190*	L 14-40	10- 6	S. Francisco	44,088*	W 26- 3
10-26	Los Angeles	81,703	W 41-24	10-13	Dallas	27,264	L 14-17
11- 2	S. Francisco	59,213	L 21-24	10-20	Baltimore	51,901*	L 21-25
11- 9	Cleveland	75,363	W 30-10	10-27	Minnesota	44,509*	W 28-10
11-16	S. Francisco	54,523*	W 35-21	11- 3	S. Francisco	33,511	W 45- 7
11-23	Chicago	55,280*	L 7-20	11-10	Baltimore	59,758	L 21-24
11-27	Green Bay	50,971*	W 24-14	11-17	Los Angeles	44,951*	L 21-28
12- 7	New York	50,115*	L 17-19	11-24	Minnesota	28,763	L 31-34
12-14	Chicago	38,346	L 16-21	11-28	Green Bay	54,016*	T 13-13
				12- 8	Cleveland	51,382*	W 38-10
				12-15	Chicago	45,317	L 14-24

1964 (7-5-2)

9-13	S. Francisco	33,204	W	26-17
9-18	Los Angeles	52,001	T	17-17
9-28	Green Bay	59,203*	L	10-14
10- 4	New York	54,836*	W	26- 3
10-11	Minnesota	40,840	W	24-20
10-18	Chicago	47,567	W	10- 0
10-25	Baltimore	57,814*	L	0-34
11- 1	Los Angeles	52,064*	W	37-17
11- 8	Green Bay	42,327	L	7-30
11-15	Cleveland	83,064	L	21-37
11-22	Minnesota	48,291*	T	23-23
11-26	Chicago	52,231*	L	24-27
12- 6	Baltimore	60,213	W	31-14
12-13	S. Francisco	41,854*	W	24- 7

1968 (4-8-2)

9-15	Dallas	61,382	L	13-59
9-22	Chicago	50,688*	W	42- 0
9-29	Green Bay	50,861	W	23-17
10- 6	Minnesota	44,289	L	10-24
10-13	Chicago	46,996	W	28-10
10-20	Green Bay	57,502*	T	14-14
10-27	S. Francisco	53,555**	L	7-14
11- 3	Los Angeles	77,982	L	7-10
11-10	Baltimore	55,170*	L	10-27
11-17	Minnesota	48,654*	L	6-18
11-24	New Orleans	46,152*	T	20-20
11-28	Philadelphia	47,909*	L	0-12
12- 8	Atlanta	49,437	W	24- 7
12-15	Washington	50,123	L	3-14

1965 (6-7-1)

Harry Gilmer, Coach

9-19	Los Angeles	46,941*	W	20- 0
9-26	Minnesota	46,826	W	31-29
10- 3	Washington	52,627*	W	14-10
10-10	Baltimore	60,238	L	7-31
10-17	Green Bay	56,712*	L	21-31
10-24	Chicago	45,658	L	10-38
10-31	Los Angeles	35,137	W	31- 7
11- 7	Green Bay	50,852	W	12- 7
11-14	S. Francisco	54,534*	L	21-27
11-21	Chicago	51,499*	L	10-17
11-25	Baltimore	55,036*	T	24-24
12- 5	S. Francisco	38,463	L	14-17
12-12	Minnesota	45,420*	L	7-29
12-19	Philadelphia	56,718	W	35-28

1969 (9-4-1)

9-21	Pittsburgh	51,360	L	13-16
9-28	New York	54,358*	W	24- 0
10- 5	Cleveland	82,933	W	28-21
10-12	Green Bay	58,384*	L	17-28
10-19	Chicago	54,732*	W	13- 7
10-26	Minnesota	47,900	L	10-24
11- 2	S. Francisco	35,100	W	26-14
11- 9	Atlanta	53,242*	W	27-21
11-16	St. Louis	51,749*	W	20- 0
11-23	Green Bay	50,861	W	16-10
11-27	Minnesota	57,906*	L	0-27
12- 7	Baltimore	60,238	T	17-17
12-14	Los Angeles	53,256*	W	28- 0
12-21	Chicago	41,879	W	20- 8

1966 (4-9-1)

9-11	Chicago	52,225*	W	14- 3
9-18	Pittsburgh	35,473	L	3-17
9-25	Atlanta	47,615*	W	28-10
10- 2	Green Bay	50,861	L	14-23
10- 9	Los Angeles	52,793*	L	7-14
10-16	Baltimore	60,238	L	14-45
10-23	S. Francisco	36,745	L	24-27
10-30	Green Bay	56,954*	L	7-31
11- 6	Chicago	47,041	T	10-10
11-13	Minnesota	43,939	W	32-31
11-20	Baltimore	52,383*	W	20-14
11-24	S. Francisco	53,189*	L	14-41
12- 4	Los Angeles	40,039	L	3-23
12-11	Minnesota	43,022*	L	16-28

1970 (10-4-0)

9-20	Green Bay	56,263	W	40- 0
9-27	Cincinnati	58,202*	W	38- 8
10- 5	Chicago	58,210*	W	28-14
10-11	Washington	50,414	L	10-31
10-18	Cleveland	83,577	W	41-24
10-25	Chicago	45,632	W	16-10
11- 1	Minnesota	58,210*	L	17-30
11- 8	New Orleans	66,910	L	17-19
11-15	Minnesota	47,900	L	20-24
11-22	San Francisco	56,232*	W	28- 7
11-26	Oakland	56,597*	W	28-14
12- 6	St. Louis	56,362*	W	16- 3
12-14	Los Angeles	79,441	W	28-23
12-20	Green Bay	57,387*	W	20- 0

1967 (5-7-2)

Joe Schmidt, Coach

9-17	Green Bay	50,861	W	24- 3
9-24	Cleveland	57,383*	L	7-41
10- 1	St. Louis	43,821	T	10-10
10- 8	Green Bay	57,877*	W	45- 7
10-15	Chicago	46,024	T	17-17
10-22	Atlanta	50,601*	W	31-14
10-29	S. Francisco	37,990	L	28-38
11- 5	Chicago	55,606*	L	17-27
11-12	Minnesota	40,032	L	3-14
11-19	Baltimore	60,238	L	14-24
11-23	Los Angeles	54,389*	W	30- 7
12- 3	Pittsburgh	47,713*	L	13-27
12-10	New York	63,011	L	7-31
12-17	Minnesota	44,874*	W	14- 3

1971 (7-6-1)

9-20	Minnesota	54,418*	L	13-16
9-26	New England	61,057	W	34- 7
10- 3	Atlanta	54,418*	W	41-38
10-10	Green Bay	54,418*	W	31-28
10-17	Houston	45,885	W	31- 7
10-24	Chicago	54,418*	L	23-28
11- 1	Green Bay (M)	47,961	T	14-14
11- 7	Denver	51,200	W	24-20
11-14	Los Angeles	54,418*	L	13-21
11-21	Chicago	55,049	W	28- 3
11-25	Kansas City	54,418*	W	32-21
12- 5	Philadelphia	54,418*	L	20-23
12-11	Minnesota	49,784	L	10-29
12-19	San Francisco	45,580	L	27-31

1972 (8-5-1)

9-17	N. Y. Giants	54,418*	W	30-16
9-24	Minnesota	54,418*	L	10-34
10- 1	Chicago	55,701	W	38-24
10- 8	Atlanta	58,850	W	26-23
10-16	Green Bay	54,418*	L	23-24
10-22	San Diego	54,371*	W	34-20
10-30	Dallas	65,378	L	24-28
11- 5	Chicago	54,418*	W	14- 0
11-12	Minnesota	49,784	L	14-16
11-19	New Orleans	53,752*	W	27-14
11-23	N. Y. Jets	54,418*	W	37-20
12- 3	Green Bay	55,263	L	7-33
12-10	Buffalo	41,583	T	21-21
12-17	Los Angeles	71,761	W	34-17

1973 (6-7-1)

9-16	Pittsburgh	48,913	L	10-24
9-23	Green Bay	56,267	T	13-13
10-1*	Atlanta	54,418*	W	31- 6
10-7*	Minnesota	54,418*	L	9-23
10-14	New Orleans	57,810	L	13-20
10-21*	Baltimore	53,688*	L	27-29
10-28*	Green Bay	53,859*	W	34- 0
11- 4*	San Francisco	54,348*	W	30-20
11-11	Minnesota	48,503	L	7-28
11-18	Chicago	55,701	W	30- 7
11-22*	Washington	54,418*	L	0-20
12- 2	St. Louis	47,712	W	20-16
12- 9*	Chicago	52,641*	W	40- 7
12-15	Miami	80,047	L	7-34

LIONS YEARLY ATTENDANCE FIGURES

YEAR (Games)	Home (Games)	Away (Games)	Total
1934 (13)	105,000 (8)*	74,572 (5)	179,572
1935 (12)	82,700 (6)*	59,061 (6)	141,761
1936 (12)	109,000 (6)*	96,503 (6)	205,503
1937 (11)	113,673 (6)*	120,459 (5)	234,132
1938 (11)	198,251 (7)	62,615 (4)	260,866
1939 (11)	181,561 (6)	128,786 (5)	319,347
1940 (11)	127,939 (6)*	98,474 (5)	226,413
1941 (11)	119,214 (5)	119,870 (6)	239,084
1942 (11)	100,508 (7)	50,476 (4)	150,984
1943 (10)	153,749 (5)	120,533 (5)	274,282
1944 (10)	117,887 (6)	67,596 (4)	185,483
1945 (10)	155,969 (5)	106,568 (5)	262,537
1946 (11)	123,651 (6)	117,507 (5)	241,158
1947 (12)	155,335 (6)	145,776 (6)	301,111
1948 (12)	112,762 (6)	139,930 (6)	252,692
1949 (12)	104,057 (6)	112,516 (6)	216,573
1950 (12)	151,600 (6)	125,995 (6)	277,595
1951 (12)	237,181 (7)	166,374 (5)	403,555
1952 (12)	288,070 (7)	185,838 (5)	473,908
1953 (12)	315,549 (6)	259,161 (6)	574,710
1954 (12)	326,040 (6)	252,304 (6)	578,344
1955 (12)	311,372 (6)	252,197 (6)	563,569
1956 (12)	330,966 (6)	267,845 (6)	598,811
1957 (12)	334,477 (6)	279,668 (6)	614,145
1958 (12)	321,727 (6)	335,237 (6)	656,964
1959 (12)	308,144 (6)	286,594 (6)	594,738
1960 (12)	306,110 (6)	276,082 (6)	582,142
1961 (14)	345,113 (7)	304,577 (7)	649,690
1962 (14)	357,595 (7)	323,386 (7)	680,981
1963 (14)	346,247 (7)	289,867 (7)	636,114
1964 (14)	366,293 (7)	359,216 (7)	725,509
1965 (14)	362,769 (7)	333,892 (7)	696,661
1966 (14)	358,181 (7)	314,336 (7)	672,517
1967 (14)	368,443 (7)	341,977 (7)	710,420
1968 (14)	359,430 (7)	381,070 (7)	740,500
1969 (14)	383,627 (7)	370,271 (7)	753,898
1970 (14)	401,200* (7)	430,137* (7)	831,337*
1971 (14)	380,926 (7)	316,516 (7)	697,442
1972 (14)	380,213 (7)	397,320 (7)	777,533
1973 (14)	377,790 (7)	394,953 (7)	772,743
TOTALS (494)	10,036,655 (256)	8,859,533 (238)	18,896,188

LIONS VS. ALL-TIME LEAGUE OPPONENTS

LIONS VS. NFC TEAMS

(Regular Season Only)

	GP	W	L	T
Atlanta	7	7	0	0
Chicago	80	32	45	3
Dallas	4	1	3	0
Green Bay	81	32	43	6
Los Angeles	48	23	24	1
Minnesota	26	9	15	2
New Orleans	4	1	2	1
New York	18	11	6	1
Philadelphia	17	9	7	1
San Francisco	40	19	20	1
St. Louis	5	4	1	0
Washington	14	3	11	0
Total	344	151	177	16

LIONS VS. AFC TEAMS, SINCE 1970

(Regular Season Only)

	GP	W	L	T
Baltimore	1	0	1	0
Buffalo	1	0	0	1
Cincinnati	1	1	0	0
Cleveland	1	1	0	0
Denver	1	1	0	0
Houston	1	1	0	0
Kansas City	1	1	0	0
Miami	1	0	1	0
New England	1	1	0	0
New York	1	1	0	0
Oakland	1	1	0	0
Pittsburgh	1	0	1	0
San Diego	1	1	0	0
Total	13	9	3	1

1970	3-0-0
1971	4-0-0
1972	2-0-1
1973	0-3-0

LIONS VS. "NEW" AFC TEAMS

(Pre-1970)

	GP	W	L	T
Baltimore	32	16	14	2
Cleveland	8	7	1	0
Pittsburgh	20	12	7	1
Total	60	35	22	3

SUMMARY

(Regular Season Games Only)

	GP	W	L	T
vs. NFC Teams	344	151	177	16
vs. AFC Teams	13	9	3	1
vs. "New" AFC Teams	60	35	22	3
vs. Defunct Teams	77	50	23	4
Totals	494	245	225	24

LIONS IN PRE-SEASON GAMES

(1949-1973)

	GP	W	L	T
Atlanta	0	0	0	0
Baltimore	9	3	5	1
Buffalo	5	3	2	0
Chicago Cardinals	7	4	3	0
Chicago Bears	1	0	1	0
Cincinnati	4	1	3	0
Cleveland	24	15	8	1
College All-Stars	4	2	1	1
Dallas	4	2	2	0
Denver	1	0	1	0
Green Bay	0	0	0	0
Houston	0	0	0	0
Kansas City	3	1	2	0
Los Angeles	1	0	0	1
Miami	2	1	1	0
Minnesota	1	0	0	1
New England	3	2	1	0
New Orleans	2	2	0	0
New York Bulldogs	1	1	0	0
New York Giants	14	9	4	1
New York Jets	2	1	1	0
New York Yanks	1	1	0	0
Oakland	0	0	0	0
Philadelphia	19	11	7	1
Pittsburgh	11	8	3	0
St. Louis	6	5	1	0
San Diego	1	1	0	0
San Francisco	0	0	0	0
Washington	16	10	6	0
Total	142	83	52	7

LIONS IN POST-SEASON GAMES

(See Page 86)

	GP	W	L	T
Championships	5	4	1	0
Playoffs	3	2	1	0
Runner-up Bowls	3	3	0	0
Total	11	9	2	0

LIONS VS. DEFUNCT TEAMS

(Regular Season Games)

	GP	W	L	T
Boston Redskins	3	3	0	0
Boston Yanks	5	3	2	0
Brooklyn Dodgers	11	8	3	0
Chicago Cardinals	31	19	9	3
Chicago-Pittsburgh	2	2	0	0
Cincinnati-St. Louis	2	2	0	0
Cleveland Rams	15	8	7	0
Dallas Texans	2	2	0	0
New York Bulldogs	1	1	0	0
New York Yanks	4	2	1	1
Phila.-Pittsburgh	1	0	1	1
Total	77	50	23	4

DETROIT VS. ATLANTA

DATE	W-L-T	SCORE
9-25-66*	W	28-10
10-22-67*	W	24-3
12-8-68	W	24-7
11-9-69*	W	27-21
10-3-71*	W	41-38
10-8-72	W	26-23
10-1-73*	W	31-6

DETROIT VS. BALTIMORE

DATE	W-L-T	SCORE
12-3-50	W	45-21
10-3-53	W	27-17
11-7-53*	W	17-7
10-16-54*	W	35-0
11-6-54	W	27-3
10-1-55	L	13-28
11-5-55*	W	24-14
10-6-56	W	31-14
11-18-56*	W	27-3
9-29-57	L	14-34
10-20-57*	W	31-27
9-28-58	L	15-28
10-19-58*	L	14-40
9-29-59	L	9-21
10-11-59*	L	24-31
10-23-60*	W	30-17
12-4-60	W	20-15
9-24-61	W	16-15
10-22-61*	L	14-17
9-30-62	W	29-20
12-2-62*	W	21-14
10-20-63*	L	21-25
11-10-63	L	21-24
10-25-64*	L	0-34
12-6-64	W	31-14
10-10-65	L	7-31
11-25-65*	T	24-24
10-16-66	L	14-45
11-20-66*	W	20-14
11-19-67	L	7-41
11-10-68*	L	10-27
12-7-69	T	17-17
10-21-73*	L	27-29

DETROIT VS. BUFFALO

DATE	W-L-T	SCORE
12-10-72	T	21-21

DETROIT VS. CHICAGO

DATE	W-L-T	SCORE
11-29-34*	L	16-19
12-2-34	L	7-10
11-24-35	T	20-20
11-28-35*	W	14-2
10-25-36	L	10-12
11-26-36*	W	13-7
10-24-37	L	20-28
11-28-37*	L	0-13
11-20-38	W	13-7
11-24-38*	W	14-7
10-29-39	W	10-0
11-12-39*	L	13-23
10-13-40	L	0-7
11-10-40*	W	17-14
10-19-41	L	0-49
11-23-41*	L	7-24

11-1-42	L	0-16
11-22-42*	L	0-42
10-3-43*	L	21-27
10-31-43	L	14-35
10-22-44	T	21-21
11-19-44*	W	41-21
10-28-45*	W	16-10
11-11-45	W	35-28
11-24-46	L	6-42
12-8-46	L	24-45
10-19-47	L	24-33
11-27-47*	L	14-34
10-17-48	L	0-28
12-5-48*	L	14-42
11-13-49	L	24-27
11-24-49*	L	7-28
11-5-50*	L	21-35
12-10-50	L	3-6
10-28-51*	L	23-28
11-11-51	W	41-28
11-23-52	L	23-24
12-7-52*	W	45-21
11-22-53	W	20-16
12-6-53*	W	13-7
9-26-54*	W	48-23
12-12-54	L	24-28
11-20-55*	L	14-24
12-4-55	L	20-21
12-2-56*	W	42-10
12-16-56	L	21-38
11-24-57*	I	7-27
12-15-57	W	21-13
11-23-58*	L	7-20
12-14-58	L	16-21
11-22-59*	L	14-24
12-13-59	L	14-25
11-20-60	L	7-28
12-18-60*	W	36-0
10-8-61*	L	17-31
12-3-61	W	16-15
10-28-62*	W	11-3
12-16-62	L	0-3
9-29-63*	L	21-37
12-15-63	L	14-24
10-18-64	W	10-0
11-26-64*	L	24-27
10-24-65	L	10-38
11-21-65*	L	10-17
9-11-66*	W	14-3
11-6-66	T	10-10
10-15-67	L	3-14
11-5-67*	L	13-27
9-22-68*	W	42-0
10-13-68	W	28-10
10-19-69*	W	13-7
12-21-69	W	20-3
10-5-70*	W	28-14
10-25-70	W	16-10
10-24-71*	L	23-28
11-21-71	W	28-3
10-1-72	W	38-24
11-5-72*	W	14-0
11-18-73	W	30-7
12-9-73*	W	40-7

DETROIT VS. CINCINNATI

DATE	W-L-T	SCORE
9-27-70*	W	38-3

DETROIT VS. CLEVELAND

DATE	W-L-T	SCORE
11- 2-52*	W	17- 6
12-19-54	W	14-10
12- 8-57*	W	20- 7
11- 9-58	W	30-10
12- 8-63*	W	38-10
11-15-64	L	21-37
9-24-67*	W	31-14
10- 5-69	W	28-21
10-18-70	W	41-24

DETROIT VS. DALLAS

DATE	W-L-T	SCORE
12-11-60*	W	23-14
10-13-63	L	14-17
9-15-68	L	13-59
10-30-72	L	24-28

DETROIT VS. DENVER

DATE	W-L-T	SCORE
11- 7-71	W	24-20

DETROIT VS. GREEN BAY

DATE	W-L-T	SCORE
10- 7-34	W	3- 0
11-25-34*	L	0- 3
10-20-35m	L	9-13
11-10-35	L	7-31
11-17-35*	W	20-10
10-18-36	L	18-20
11-29-36*	L	17-26
10- 3-37	L	6-26
10-31-37*	L	13-14
10- 9-38	W	17- 7
11-13-38*	L	7-28
10-22-39	L	7-26
12- 3-39*	L	7-12
10-20-40	W	23-14
11-24-40*	L	7-50
9-14-41	L	0-23
10-26-41*	L	7-24
10-11-42m	L	7-38
10-25-42*	L	7-28
10-10-43	L	14-35
10-24-43*	L	6-27
10- 1-44m	L	6-27
10-29-44*	L	0-14
10- 7-45m	L	21-57
12- 2-45*	W	14- 3
10-27-46m	L	7-10
11-17-46*	L	0- 9
10-26-47	L	17-34
12- 7-47*	L	14-35
10- 3-48	L	21-33
10-31-48*	W	24-20
10-30-49m	L	14-16
12-11-49*	W	21- 7
9-17-50	W	45- 7
11-19-50*	W	24-21
11- 4-51	W	24-17
11-22-51*	W	52-35
10-26-52	W	52-17
11-27-52*	W	48-24
11-15-53	W	14- 7
11-26-53*	W	34-15
11-21-54	W	21-17
11-25-54*	W	28-24

9-27-55	L	17-20
11-24-55*	W	24-10
9-30-56	W	20-16
11-22-56*	L	20-24
10- 6-57	W	24-14
11-28-57*	W	18- 6
10- 5-58	T	13-13
11-27-58*	W	24-14
10- 4-59	L	10-28
11-26-59*	L	17-24
10- 2-60	L	9-28
11-24-60*	W	23-10
9-17-61m	W	17-13
11-23-61*	L	9-17
10- 7-62	L	7- 9
11-22-62*	W	26-14
9-22-63m	L	10-31
11-28-63*	T	13-13
9-28-64*	L	10-14
11- 8-64	L	7-30
10-17-65*	L	21-31
11- 7-65	W	12- 7
10- 2-66	L	14-23
10-30-66*	L	7-31
9-17-67	T	17-17
10- 8-67*	L	17-27
9-29-68	W	23-17
10-20-68*	T	14-14
10-12-69*	L	17-28
11-23-69	W	16-10
9-20-70	W	40- 0
12-20-70*	W	20- 0
10-10-71*	W	31-28
11- 1-71m	T	14-14
10-16-72*	L	23-24
12- 3-72	T	7-33
9-23-73	L	13-13
10-28-73*	W	34- 0

DETROIT VS. HOUSTON

DATE	W-L-T	SCORE
10-17-71	W	31- 7

DETROIT VS. KANSAS CITY

DATE	W-L-T	SCORE
11-25-71*	W	32-21

DETROIT VS. LOS ANGELES

DATE	W-L-T	SCORE
10-20-46	L	14-35
11- 3-46*	L	20-41
10-12-47*	L	13-27
11-23-47	L	17-28
9-22-48	L	7-44
10-24-48*	L	27-34
9-23-49	L	24-27
10-16-49*	L	10-21
10-15-50*	L	28-30
10-29-50	L	24-65
10-14-51*	L	21-27
12- 9-51	W	24-22
10- 3-52	W	17-14
10-19-52*	W	24-16
10-18-53*	L	19-31
11- 1-53	L	24-37
10-10-54*	W	21- 3
10-31-54	W	27-24
10- 9-55*	L	10-17
10-23-55	L	13-24
10-14-56*	W	24-21
10-28-56	W	16- 7

10-13-57*	W	10-7
10-27-57	L	17-35
10-12-58*	L	28-42
10-26-58	W	41-24
10-25-59	W	17-7
11-15-59*	W	23-17
10-30-60	L	35-48
11-13-60*	W	12-10
10-15-61*	W	14-13
10-29-61	W	28-10
10-14-62*	W	13-10
11-4-62	W	12-3
9-14-63	W	23-2
11-17-63*	L	21-28
9-18-64	T	17-17
11-1-64*	W	37-17
9-19-65*	W	20-0
10-31-65	W	21-7
10-9-66*	L	7-14
12-4-66	L	3-23
11-23-67*	L	7-31
11-3-68	L	7-10
12-14-69*	W	28-0
12-14-70	W	28-23
11-14-71*	L	13-21
12-17-72	W	34-17

DETROIT VS. MIAMI

DATE	W-L-T	SCORE
12-15-73	L	7-34

DETROIT VS. MINNESOTA

DATE	W-L-T	SCORE
11-19-61	W	37-10
12-10-61*	W	13-7
11-18-62	W	17-6
12-9-62*	W	37-23
10-27-63*	W	28-10
11-24-63	L	31-34
10-11-64	W	24-20
11-22-64*	T	23-23
9-26-65	W	31-29
12-12-65*	L	7-29
11-13-66	W	32-31
12-11-66*	L	16-28
11-12-67	T	10-10
12-17-67*	W	14-3
10-6-68	L	10-24
11-17-68*	L	6-13
10-26-69	L	10-24
11-27-69*	L	0-27
11-1-70*	L	17-30
11-15-70	L	20-24
9-20-71*	L	13-16
12-11-71	L	10-29
9-24-72*	L	10-34
11-12-72	L	14-16
10-7-73*	L	9-23
11-11-73	L	7-28

DETROIT VS. NEW ENGLAND

DATE	W-L-T	SCORE
9-26-71	W	34-7

DETROIT VS. NEW ORLEANS

DATE	W-L-T	SCORE
11-24-68*	T	20-20
11-8-70	L	17-19
11-19-72*	W	27-14
10-14-73	L	13-20

DETROIT VS. NEW YORK GIANTS

DATE	W-L-T	SCORE
9-23-34*	W	9-0
11-1-36	L	7-14
11-15-36*	W	38-0
11-14-37	W	17-0
11-5-39*	W	18-14
11-9-41	L	13-20
11-7-43*	T	0-0
11-18-45	L	14-35
11-2-47*	W	35-7
11-20-49	W	45-21
12-13-53	W	27-16
12-11-55*	L	19-24
12-7-58*	L	17-19
10-21-62	L	14-17
10-4-64*	W	26-3
12-10-67	W	30-7
9-28-69*	W	24-0
9-17-72*	W	30-16

DETROIT VS. NEW YORK JETS

DATE	W-L-T	SCORE
11-23-72*	W	37-20

DETROIT VS. OAKLAND

DATE	W-L-T	SCORE
11-26-70*	W	28-14

DETROIT VS. PHILADELPHIA

DATE	W-L-T	SCORE
10-14-34	W	10-0
9-20-35*	W	35-0
10-11-36	W	23-0
12-4-38*	L	7-21
11-17-40	W	21-0
11-16-41*	W	21-17
10-14-45*	W	28-24
12-12-48	L	21-45
10-3-49*	L	14-22
11-18-51	W	28-10
12-5-54*	T	13-13
11-10-57	W	27-16
10-16-60	L	10-28
12-17-61*	L	24-27
12-19-65	W	35-28
11-28-68*	L	0-12
12-5-71*	L	20-23

DETROIT VS. PITTSBURGH

DATE	W-L-T	SCORE
11- 4-34*	W	40- 7
11- 8-36*	W	28- 3
10-10-37*	W	7- 3
9- 9-38*	W	16- 7
9-22-40*	L	7-10
11- 8-42*	L	7-35
11-10-46*	W	17- 7
9-21-47	L	10-17
11-21-48*	W	17-14
10- 8-49	L	7-14
9-24-50*	W	10- 7
11- 9-52	W	31- 6
9-27-53*	W	38-21
11-13-55	W	31-28
12- 9-56*	W	45- 7
11- 8-59	T	10-10
9-16-62*	W	45- 7
10-18-66	L	3-17
12- 3-67*	L	14-24
9-21-69	L	13-16
9-16-73	L	10-24

DETROIT VS. ST. LOUIS

DATE	W-L-T	SCORE
11-12-61	W	45-14
10- 1-67	L	28-38
11-16-69*	W	20- 0
12- 6-70*	W	16- 3
12- 2-73	W	20-16

DETROIT VS. SAN DIEGO

DATE	W-L-T	SCORE
10-22-72*	W	34-20

DETROIT VS. SAN FRANCISCO

DATE	W-L-T	SCORE
10- 8-50*	W	24- 7
10-22-50	L	27-28
12- 2-51*	L	10-20
12-16-51	L	17-21

9-28-52	L	3-17
10-12-52*	L	0-28
10-11-53*	W	24-21
10-25-53	W	14-10
10-24-54	L	31-37
11-14-54*	W	48- 7
10-16-55*	L	24-27
10-30-55	L	21-38
10-21-56*	W	20-17
11- 4-56	W	17-13
11- 3-57	L	31-35
11-17-57*	W	31-10
11- 2-58	L	21-24
11-16-58*	W	35-21
10-18-59*	L	13-34
11- 1-59	L	7-33
10- 9-60*	L	10-14
11- 6-60	W	24- 0
10- 1-61*	L	0-49
11- 5-61	T	20-20
9-23-62*	W	45-24
11-11-62	W	38-24
10- 6-63*	W	26- 3
11- 3-63	W	45- 7
9-13-64	W	26-17
12-13-64*	W	24- 7
11-14-65*	L	21-27
12- 5-65	L	14-17
10-23-66	L	24-27
11-24-66*	L	14-41
10-29-67	W	45- 3
10-27-68*	L	7-14
11- 2-69	W	26-14
11-22-70*	W	28-14
12-19-71	L	27-31
11- 4-73*	W	30-20

DETROIT VS. WASHINGTON

DATE	W-L-T	SCORE
10-16-38*	L	5- 7
11-26-39	L	7-31
10-27-40*	L	14-20
11-29-42*	L	3-15
11-14-43	L	20-43
10- 6-46	L	16-17
11-16-47*	W	38-21
11-14-48	L	21-46
9-30-51*	W	35-17
11-11-56	L	17-18
10- 3-65*	W	14-10
12-15-68	L	3-14
10-11-70	L	10-31
11-22-73*	L	0-20

LIONS 1975 OPPONENTS

Atlanta	Green Bay (2)	Los Angeles
Chicago (2)	Houston (AFC)	Minnesota (2)
Cleveland (AFC)	Kansas City (AFC)	St. Louis
Dallas		San Francisco

LIONS ALL-TIME PLAYER ROSTER

611 players from 193 colleges

A

Addams, Abraham, E, Indiana 1949
 Aiello, Anthony, B, Youngstown 1944
 Alderman, Grady, G, Detroit 1960
 Alford, Mike, C, Auburn, 1966
 Andersen, Stanley, E, Stanford 1941
 Ane, Charles, T, USC 1953-59
 Arena, Anthony, C, Mich. State 1942-46
 Ashcom, Richard T, Oregon 1943
 Atkins, George, G, Auburn 1955
 Atty, Alexander, G, West Virginia 1941
 Austin, James, E, St. Mary's 1939

B

Bailey, Byron, B, Washington St. 1953-54
 Baker, John, DE, N. Carolina College 1968
 Banas, Stephen, B, Notre Dame 1935
 Banjavic, Emil, B, Arizona 1942
 Banonis, Vincent, C, Detroit 1951-53
 Barle, Louis, B, Duluth 1938
 Barnes, Al, WR, New Mexico St. 1971-
 Barney, Lem, DB, Jackson St. 1967-
 Barr, Terry, B, Michigan 1957-65
 Barton, Greg, QB, Tulsa 1969
 Bass, Mike, DB, Michigan 1967
 Batinski, Stanley, G, Temple 1941-47
 Batten, Pat, FB, Hardin-Simmons 1964
 Baumgartner, Maxie, E, Texas 1948
 *Behan, Charles, E, DeKalb 1942
 Belichick, Stephen, B, Western Reserve '41
 Bell, Bob, DT, Cincinnati 1971-
 *Bernard, Charles, C, Michigan 1934
 Berrang, Edward, E, Villanova 1951
 Berry, Connie Mack, E, N. Carolina St. '39
 *Bingaman, Lester, G, Illinois 1948-54
 Blessing, Paul, E, Nebr. St. Tchrs. 1944
 Bodenger, Maurice, G, Tulane 1934
 Booth, Richard, B, Western Reserve 1941, 45
 Bowman, William, B, Wm. & Mary '54, '56
 Box, Cloyce, E, W. Texas St. 49-50, 52-54
 Bradshaw, Charlie, T, Baylor 1967-68
 Brettschneider, Carl LB, Iowa St. 1960-63
 Briggs, Paul, T, Colorado 1948
 Brill, Harold, B, Wichita 1939
 Britt, Maurice, E, Arkansas 1941
 Brown, Charlie, WR, N. Arizona 1970
 Brown, Howard, G, Indiana 1948-50
 Brown, Marvin, B, E. Texas St. 1957
 Brown, Roger, T, Maryland State 1960-66
 Brumley, Robert, B, Rice 1945
 Bulger, Chester, T, Auburn 1950
 Bundra, Mike, T, USC 1962-63
 Busich, Samuel, E, Ohio State 1943

C

Caddel, Ernie, B, Stanford 1934-38
 Cain, James, E, Alabama 1950-55
 Callahan, J. R., B, Texas 1946
 Callihan, William, B, Nebraska 1940-45
 Calvelli, Anthony, C, Stanford 1939-40
 Campbell, Stanley, G, Iowa St. 1952, 55-58
 Campbell, Mike, RB, Lenoir Rhyne 1968
 Cappleman, Bill, QB, Florida St. 1973-
 Cardwell, Lloyd, B, Nebraska 1937-43
 Carpenter, Lewis, B, Arkansas 1953-55
 Cassidy, Howard, B, Ohio St. 1956-61, 63
 Chantiles, Thomas, T, USC 1942
 Chase, Benjamin, G, Navy 1947
 *Christensen, George T, Oregon 1934-38
 Christensen, Frank, B, Utah 1934-37
 Christiansen, Jack, B, Colo. A&M 1951-58
 Cifelli, August, T, Notre Dame 1951-53
 Cifers, Robert, B, Tennessee 1944-46
 Clark, Al, DB, Eastern Michigan 1971
 Clark, Earl Dutch, B, Colorado 1934-38

Clark, Ernie, LB, Michigan State 1963-67
 Clark, Wayne, E, Utah 1944-45
 Clemons, Raymond, G, Gen. Okla. St. 1939
 Cline, Ollie, B, Ohio St. 1950-53
 Clowes, John, T, Wm. & Mary 1951
 Cody, Bill, LB, Auburn, 1966
 Cogdill, Gail E, Wash. State 1960-68
 Colella, Thomas, B, Canisius 1941-43
 Conlee, Gerald, C, St. Mary's 1943
 Compton, Dick, B, McMurry 1962-64
 Cook, Gene, E, Toledo 1959
 Cook, Ted, E, Alabama 1947
 *Cooper, Harold, G, Detroit 1937
 Corgan, Michael, B, Notre Dame 1943
 Cotton, Craig, TE, Youngstown 1969-72
 Cottrell, Bill, T, Delaware Valley 1967-70
 Crabtree, Clement, T, Wake Forest 1940-41
 Creekmur, Louis, T, Wm. & Mary 1950-59
 Cremer, Theodore, E, Auburn 1946-48
 Cronin, Gene, G, Coll. of Pacific 1956-59
 Crosswhite, Leon, RB, Oklahoma 1973-
 Cunningham, Leon, C, S. Carolina 1955

D

D'Alonzo, Peter, B, Villanova 1951-52
 David, James, B, Colo. A & M 1952-59
 Davis, Glenn, E, Ohio State 1960-61
 Davis, Milt, HB, UCLA 1956
 Dawley, Frederick, B, Michigan 1944
 DeCorrevont, William, B, Northwestern '46
 DeFruiter, Robert, B, Nebraska 1947
 *DeMarco, Mario, G, Miami 1949
 Dennis, Guy, G, Florida 1973
 DePoyster, Jerry, K, Wyoming, 1968
 DeShane, Charles, B, Alabama 1945-49
 Dibble, Dorne, E, Mich. St. 1951, 1953-57
 Diehl, David, E, Mich. St. 1939-40, 1944-45
 Doll, Donald, B, S. Calif. 1949-52
 Doran, James, E, Iowa St. 1951-59
 D'Orazio, Joseph, T, Ithaca 1944
 Dove, Robert, E-G, Notre Dame 1953-54
 Dublinski, Thomas, QB, Utah 1952-54
 Dubzinski, Walter, G, Boston Coll. 1941
 Dudish, Andrew, C, Georgia 1948
 Dudley, William, B, Virginia 1947-49
 Dugger, John, E, Ohio St. 1947-48
 Duncan, James, E, Wake Forest 1950
 Duncan, Rick, P, E. Montana St. 1969

E

Earon, Blaine, E, Duke 1952-53
 Ebbing, Harry, E, St. Mary's 1934-37
 Eddy, Nick, RB, Notre Dame 1968-72
 Eiden, Edmund, B, Scranton 1944
 Ellis, Lawrence, B, Syracuse 1948
 Emerick, Robert, T, Miami (O.) 1934
 Emerson, 'Ox', G, Texas 1934-37
 Engebretson, Paul, T, Northwestern 1934
 Enke, Fred, QB, Arizona 1948-51
 Evans, Murray, B, Hardin-Simmons 1942-43
 Evey, Dick, DT, Tennessee 1971

F

Farkas, Andrew, B, Detroit 1945
 Farr, Mel, RB, UCLA 1967-73
 Farr, Miller, DB, Wichita 1973
 Feldhaus, William, T, Cincinnati 1937-40
 Felts, Bob, HB, Florida A&M 1965-67
 Fena, Thomas, G, Colorado 1937
 Fenenbock, Charles, B, UCLA 1943-45
 Ferguson, Larry, HB, Iowa 1963
 Fichman, Leon, T, Alabama 1946-47
 Fisk, William, E, USC 1940-43
 Flanagan, Ed, C, Purdue 1965-
 Flanagan, Richard, LB, Ohio St. 1950-52

Forte, Aldo, G, Montana 1946
Freitas, Rockne, T, Oregon St. 1968-
French, Barry, G, Purdue 1951
Frutig, Edward, E, Michigan 1945-46
Fucci, Dominic, B, Kentucky 1955
Furst, Anthony, T, Dayton 1940-41, 44

G

Gagnon, Roy, G, Oregon 1935
Gallagher, Frank G, N. Carolina 1967-72
Gambrell, Bill, E, South Carolina 1968
Gandee, Sherwin, E, Ohio St. 1952-57
Gatski, Frank, C, Marshall 1957
Gaubatz, Dennis, LB, LSU 1963-64
Gedman, Gene, B, Indiana 1953, 56-58
George, Ray, T, USC 1939
Geremsky, Thad, E, Pitt 1951
Germany, Willie, DB, Morgan St. 1973
Gibbons, James, E, Iowa 1958-68
Gibbs, Sonny, QB, TCU 1964
Gill, Sloko, G, Youngstown 1942
Gillette, Jim, B, Virginia 1948
Gilmer, Harry, QB, Alabama 1955-56
Gipson, Paul, RB, Houston 1971
Girard, Earl, B, Wisconsin 1952-56
Glass, William, G, Baylor 1958-61
Goich, Dan, DE, California 1969-70
Goldman, Samuel, E, Howard 1949
Gonzaga, John, T, No College 1961-65
Goodman, Henry, T, W. Va. 1942
Goovert, Ron, LB, MSU 1967
Gordon, John, DT, Hawaii 1972
Gordy, John, G, Tennessee 1957, 1959-67
Gore, Gordon, B, Okla S.W. Tchrs., 1939
*Graham, Lester, G, Tulsa 1938
Greene, John, E, Michigan 1944-50
Greer, Albert, E, Jackson State 1963
Grefe, Theodore, E, Notre Dame 1945
Grigonis, Frank, B, Chattanooga 1942
Grimes, George, B, Virginia 1948
Groomes, Melvin, B, Indiana 1948-49
Grossman, Rex, B, Indiana 1950
Grottkau, Robert, G, Oregon 1959-60
Gutowksy, Ace L., B, Okla. Cy. U. 1934-38

H

Hackenbruck, John, T, Oregon St. 1940
*Hackney, Elmer, B, Kansas St. 1942-46
Hafen, Bernard, E, Utah 1949-50
Haggerty, Mike, T, Miami (Fla.) 1973-
Hall, John, B, TCU 1942
Hall, Tom, E, Minnesota 1962-63
Hamilton, Raymond, E, Arkansas 1939
Hamlin, Gene, C, Western Michigan 1972
Hand, Larry, DE, Appalachian St. .965-
Hanneman, Chuck, E, Mich. Normal 37-41
Hansen, Dale, T, Mich. St. 1944, 1948-49
Harder, Pat, B, Wisconsin 1951-53
Harding, Roger, C, Calif. 1948
Hardy, James, QB, USC 1952
Harrison, Granville, E, Miss. St. 1942
Hart, Leon, E, Notre Dame 1950-57
Haverdick, Dave, DE, Morehead St. 1970
Hekkers, George, T, Wisconsin 1947-49
Held, Paul, B, San Jose State 1955
Helms, John, E, Ga. Tech. 1946
Henderson, John, E, Michigan 1965-67
Hennigan, Mike, LB, Tennessee Tech 1973-
Heywood, Ralph, E, USC 1947
Hightower, John, E, Sam Houston 1943
Hilgenberg, Wally, LB, Iowa 1964-66
Hill, Harlon, E, Florence St. 1962
Hill, James, B, Tennessee 1951-52
Hill, Jimmy, DB, Sam Houston 1965
*Hillman, Bill, B, Tennessee 1947
Hilton, John, TE, Richmond 1972-73

Hinchman, Hubert, B, Butler 1934
Hoernschmeyer, Robert, B, Ind. 1950-55
Hogland, Doug, G, Oregon State 1958
Hollar, John, B, Appalachian St. 1949
Hooks, Jim, RB, Central State (Okla.)
1973-

Hopp, Harry, B, Nebraska 1940-43
Howard, William, B, USC 1939
Huffman, Vernon, B, Indiana 1937-38
*Hughes, Chuck, WR, Texas El Paso
1970-71
*Hupke, Thomas, G, Alabama 1934-37
Hutchison, Elvin, B, Whittier 1939

I

Isselhardt, Ralph, G, Franklin 1937
Ivory, Bob, G, Detroit 1947
Izo, George, QB, Notre Dame 1965

J

Jaszewski, Floyd, T, Minn. 1950-51
Jauron, Dick, DB, Yale 1973-
Jefferson, William, B, Miss. St. 1941
Jenkins, Leon, DB, West Virginia 1972
Jenkins, Walter, E, Wayne 1955
Jessie, Ron, WR, Kansas 1971-
Jett, John, E, Wake Forest 1941
Johnson, John "Jack", T, Utah 1934-40
Johnson, John Henry, B, Ariz. St. 1957-59
Johnson, Levi, DB, Texas A&M 1973-
Jolley, Gordon, T, Utah 1972-
Jones, Elmer, G, Wake Forest 1947-48
Jones, James, B, Union Tenn. 1946
Jones, Ralph, E, Alabama 1946
Junker, Steve, E, Xavier 1957, 1959-61
Jurkiewicz, Walter, C, Indiana 1946

K

Kamanu, Lew, DE, Weber St. 1967-68
Kaporch, Albert, T, St. Bonaventure 43-45
*Karilivacz, Carl, B, Syracuse 1953-57
Karras, Alex, DT, Iowa 1958-62, 64-70
Karras, Ted, G, Indiana 1965
Karstens, George, C, Indiana 1949
Kaska, Anton, B, Ill. Wesleyan 1935
Kearney, Jim, DB, Prairie View 1965-66
Keene, Robert, B, Detroit 1943-45
Kennedy, William, E, Mich. St. 1942, 1944
Kent, Greg, DT, Utah 1968
Kercher, Richard, B, Tulsa 1954
*Ketzko, Alexander, T, Mich. St. 1943
Kipp, James, T, Montana St. 1942
*Kizzire, Lee, B, Wyoming 1937
Klewicki, Edward, E, Mich. St. 1935-38
Kmetovic, Peter, B, Stanford 1947
Knorr, Lawrence, E, Dayton 1942, 45
Knox, Sam, G, New Hampshire 1934-36
Kopay, Dave, RB, Washington 1968
Kopcha, Joseph, G, Chattanooga 1936
Kostiuk, Michael, T, Detroit 1945
Kowalkowski, Bob, G, Virginia 1966-
Krall, Gerald, B, Ohio St. 1950
Kramer, Ron, E, Michigan 1965-67
Kring, Frank, B, TCU 1945
Krol, Joseph, B, W. Ontario 1945
*Krouse, Raymond, T, Maryland 1956-57
Kuczinski, Bert, E, Pennn. 1943

L

LaLonde, Roger, DT, Muskingum 1964
Landry, Greg, QB, Massachusetts 1968-
Lane, Dick, DB, Scottsbluff, JC 1960-65
LaRose, Dan, T, Missouri 1961-63
Lary, Yale, DB, Texas A&M 1952-53, 56-64
Laslavic, Jim, LB, Penn State 1973-
Lay, Russell, G, Mich. St. 1934
Layne, Robert, QB, Texas 1950-58

Lear, Leslie, G, Manitoba 1947
LeBeau, Dick, DB Ohio State 1959-72
Lee, Ken, LB, Washington 1971
Lee, Monte, LB, Texas 1963-64
LeForce, Clyde, QB, Tulsa 1947-49
Lewis, Dan, HB, Wisconsin 1958-64
Liles, Elvin, G, Okla A & M 1943-45
Lindon, Luther, T, Kentucky 1944-45
Lininger, Jack, C, Ohio St. 1950-51
Lio, Augustino, G, Georgetown 1941-43
Lloyd, Dave, C, Georgia 1962
Lomakoski, John, T, W. Mich. 1962
Long, Robert, E, UCLA 1955-59
Looney, Joe Don, HB, Oklahoma 1965-66
Lowe, Gary, B, Mich. State 1957-64
*Lowther, Jackie, B, Detroit 1944
Lucci, Mike, LB, Tennessee 1965-73
*Lumpkin, Roy, B, Ga. Tech. 1934
Lusk, Bob, C, Wm. & Mary 1956

M

Mackenroth, John, C, N. Dakota 1938
*Madarik, Elmer, B, Detroit 1945-47
Maggiolo, Chick, B, Illinois 1949
Magnani, Dante, B, St. Mary's 1950
Maher, Bruce, DB, Detroit 1960-67
Mains, Gilbert, T, Murray S. 1954-61
Malinchak, Bill, E, Indiana 1966-69
Mann, Errol, K, North Dakota 1969
Mann, Robert, E, Michigan 1948-49
Manzo, Joseph, T, Boston Coll. 1945
Margucci, Joseph, B, USC 1947-48
Maronic, Stephen, T, N. Carolina 1939-40
Marsh, Amos, FB, Oregon St. 1965-67
Martin, James, G, Notre Dame 1951-61
Martinovich, Philip, G, C.O.P. 1939
Matheson, Jack E, Western Mich. 1943-46
Matheson, Riley, G, Texas Mines 1943
Mathews, Ned, B, UCLA 1940-43
Mathewson, Morley, E, California 1941
*Matis, Tony, T, Pittsburgh 1938-39
Matson, Ollie, FB, San Francisco 1963
Mattiford, John, G, Marshall 1941
Maves, Earl, B, Wisconsin 1948
Maxwell, Bruce, RB, Arkansas 1970
Mazza, Vincent, E, (No College) 1945-46
Mazzanti, Jerry, DE, Arkansas 1966
McCambridge, John, DE, NWU 1967
McClung, Willie, T, Florida A&M 1960-61
McCord, Darris, DE, Tennessee 1955-67
McCoy, Joel, B, Alabama 1946
McCullough, Earl, E, USC 1968
McDermott, Lloyd, T, Kentucky 1950
McDonald, James, B, Ohio St. 1938-40
McElhenny, Hugh, HB, Washington 1964
McGraw, Thurman, T, Colo. A&M 1950-54
McIlhenny, Donald, B, SMU 1956
McInnis, Hugh, E, Miss. Southern 1964
McKalip, William, E, Oregon St. 1934, 36
*McLenna, Bruce, HB, Hillsdale 1966
McWilliams, William, B, Jordan 1934
Melinkovich, Mike, DE, Gray Harbour JC 1967
Mello, James, B, Notre Dame 1949
Messner, Max, LB, Cincinnati 1960-63
Mesak, Richard, T, St. Mary's 1945
Middleton, David, E, Auburn 1955-60
Miketa, Andrew, C, N. Carolina 1954-55
Miklich, William, B, Idaho 1948
Milano, Arch, E, St. Francis 1945
Miller, Robert, T, Virginia 1952-58
Miller, Terry, LB, Illinois 1970
Mills, Dick, G, Pittsburgh 1961-62
*Mitchell, Granville, E, Davis-Elkins 1934
Mitchell, Jim, DE, Virginia St. 1970
Mitrick, Frank, T, Oglethorpe 1945
Momsen, Robert, G, Ohio St. 1951

Monahan, Regis, G, Ohio St. 1935-38
Montgomery, James, T, Texas A&M 1966
Mooney, Ed, LB, Texas Tech 1968-71
Moore, Denis, T, USC 1967-69
Moore, Paul, B, Presbyterian 1940-41
Moore, William, B, Loyola 1939
Morlock, John, B, Marshall 1940
Morrall, Earl, QB, Mich. State 1958-64
Morris, Glen, E, Colo. St. 1940
Morse, Raymond, E, Oregon 1935-38, 40
Moscrip, James, E, Stanford 1938-39
Mote, Kelly, E, Duke 1947-49
Mugg, Garvin, T, N. Tex. St. 1945
Munson, Bill, QB, Utah State 1968-
Murakowski, Art, B, Northwestern 1951
Myers, Tom, QB, Northwestern 1965-66

N

Nardi, Richard, B, Ohio St. 1938
Naumoff, Paul, LB, Tennessee 1967-
Nelson, Reed, C, Brigham Young 1947
Nelson, Robert, C, Baylor 1941, 45
Ninowski, Jim, QB, Mich. State 1960-61
Noppenberg, John, B, Miami 1941
Nori, Reino, B, No. Ill. State 1937
Nott, Douglas, B, Detroit 1935
Nowatzke, Tom, FB, Indiana 1965-69

O

Obee, Duncan, C, Davton 1941
O'Brien, Jim, WR, Cincinnati 1973-
O'Brien, William, B, No College 1947
Odle, Phil, E, BYU 1968-70
Ogle, Rick, LB, Colorado 1972
Olenski, Mitchell, I, Alabama 1947
Olzewski, John, FB, California 1961
O'Neill, Bill, HB, Detroit 1935
Opalewski, Edward, T, Mich. N. 1943-44
Orvis, Herb, DE, Colorado 1972-
Owens, Steve, RB, Oklahoma 1970-

P

Pancieria, Donald, B, San Francisco 1950
Pancucci, Ben, T, Wayne State 1959
Panelli, John, B, Notre Dame 1949-50
Parker, Raymond, B, Centenary 1935-36
Parson, Ray T, Minnesota 1971
Parsons, Lloyd, B, Gustavus Adolphus 1941
*Patt, Maurice, E, Carnegie Tech 1938
Pavelec, Theodore, G, Detroit 1941-43
Pearson, Lindell, B, Okla. 1950
Perry, Gerald, T, Calif. 1954, 56-59
Peters, Floyd, T, San Francisco St. 1963
Peterson, Ken, B, Gonzaga 1936
Piepul, Milton, B, Notre Dame 1941
Pietrosante, Nick, B, Notre Dame 1959-65
Pifferini, Robert, C, San Jose St. 1949
Pingel, John, B, Mich. St. 1939
Plum, Milt, QB, Penn State 1962-67
*Polanski, John, B, Wake Forest 1942
Poole, Oliver, E, Miss. 1949
Potts, Charles, DB, Purdue 1972
Prchlik, John, T, Yale 1949-53
Pregulman, Mervin, G, Mich. 1947-48
Prescott, Harold, E, Hardin-Simmons 1949
Presnell, Glenn, B, Nebraska 1934-36
Price, Charles, B, Texas A&M 1940-41, 45
Price, Ernie, DT, Texas A&I 1973-

Q

Quinlan, Bill, DE, Mich. State 1964

R

Rabb, Warren, QB, L.S.U. 1960
*Rabold, Mike, G, Indiana 1959
Radovich, William, G, USC 1938 41, 1945
*Randolph, Clare, C, Indiana 1934-36
Randolph, Al, DB, Iowa 1972
Ranspot, Keith, E, SMU 1941

- Rasley, Rocky, G, Oregon St. 1969-
 Rasmussen, Wayne, DB, S. Dakota St. 64-
 Reckmack, Raymond, B, Syracuse 1937
 Redmond, Rudy, DB, Pacific 1972-
 *Reeberg, Lucien, T, Hampton Inst. 1963
 Reese, Lloyd, B, Tenn. 1947
 Reichow, Garet, QB, Iowa 1956-59
 Reynolds, Robt., T, Stanford 1937-38
 Rexer, Freeman, E, Tulane 1944
 Ricca, James, T, Georgetown 1955
 Richards, Perry, E, Detroit 1958
 Richards, Ray, G, Nebraska 1934
 Richins, Aldo, B, Utah 1935
 Rifenburg, Richard, E, Mich. 1950
 Riley, Lee, B, Detroit 1955
 Ritchhart, Delbert, C, Colo. 1936-37
 Robb, Joe, DE, TCU 1968-71
 Robertson, Lake, E, Miss. 1945
 Robinson, John, DB, Tennessee State
 1966-67
 Rockenbach, Lyle, G, Mich. St. 1943
 Rogas, Daniel, G, Tulane 1951
 Rogers, William, T, Villanova 1938-40
 Roskie, Kenneth, B, S. Carolina 1948
 Rosteck, Ernest, C, (No College) 1944
 Rote, Tobin, QB, Rice 1957-59
 Rouse, Stillman, E, Missouri 1940
 Roussos, Michael, T, Pittsburgh 1949
 Rowe, Robert, B, Colgate 1934
 Rubino, Anthony, G, Wake Forest 1943, 46
 Rush, Jerry, DT, Michigan St. 1965-71
 Russas, Albert, T, Tenn. 1949
 Russell, Kenneth, T, Bowling Green 57-59
 Ryan, David, B, Hardin-Simmons 1945-46
 Ryan, Kent, B, Utah St. 1938-40
 Rychlec, Tom, E, Am. Int'l 1958
 Ryder, Nick, FB, Miami 1963-64
- S**
- Salsbury, James, G, UCLA 1955-56
 Sanchez, John, T, San Francisco 1947
 Sanders, Charlie, TE, Minnesota 1968-
 Sanders, Daryl, T, Ohio State 1963-66
 Sanders, Ken, DE, Howard Payne 1972-
 Sandifer, Daniel, B, LSU 1950
 Sanzotta, Dominic, B, West. Res. 1942, 46
 Sarratt, Charles, B, Okla. 1948
 Sarringhaus, Paul, B, Ohio St. 1948
 Sartori, Lawrence, G, Fordham 1942, 45
 Saul, Bill, LB, Penn St. 1970
 Schibanoff, Alexander, T, Frank-Marsh. 42
 Schiechl, John, C, Santa Clara 1942
 Schmidt, Joseph, LB, Pittsburgh 1953-65
 Schmiesing, Joe, DT, New Mexico St. 1972
 Schneller, John, E, Wisconsin 1934-36
 Scholtz, Bob, C, Notre Dame 1960 64
 Schottel, Ivan, B, NW Mo. St. 1946, 48
 Schroll, Charles, B, LSU 1950
 Scott, Clyde, B, Arkansas 1952
 Scott, Perry, E, Muhlenberg 1942
 Self, Clarence, B, Wisconsin 1950-51
 Seltzer, Harry, B, Morris-Harvey 1942
 Sewell, Harley, G, Texas 1953-62
 *Shepherd, William, B, Westn Md. 1935-40
 Shoals, Roger, T, Maryland 1965-1970
 Siegert, Wayne, T, Illinois 1951
 Sieminski, Chuck, DT, Penn State 1968
 Sigillo, Dominic, T, Xavier 1945
 Simmons, John, C, Detroit 1949-50
 Simon, Jim, G-T, Miami (Fla.) 1963-65
 Sinkwich, Frank, B, Georgia 1943-44
 Sirochman, George, G, Duquesne 1944
 Slaby, Lou, LB, Pittsburgh 1966
 Sloan, Dwight, B, A-kansas 1939-40
 Small, John, DT, Citadel, 1973-
 Smith, Bobby, DB, UCLA 1965-66
 Smith, Harry, T, USC 1940
 Smith, J. D., T, Rice 1964, 66
 Smith, J. Robert, Iowa 1949-54
 Smith, Robert L., B, Texas A&M 1953-54
 Sneddon, Robert, B, St. Mary's 1945
 Soboleski, Joseph, T, Michigan 1950
 Souders, Cecil, E, Ohio St. 1947-49
 Spielman, Harry, T, Mich. State 1940
 Spencer, Oliver, T, Kansas 1953, 56, 59-61
 Spangler, Eugene, B, Tulsa 1946
 Speth, George, T, Murray St. 1942
 Stacco, Edward, T, Colgate 1947
 Stacy, James, T, Okla. 1935-37
 Stanfel, Richard, G, San Francisco 1952-55
 Steen, James, T, Syracuse 1935-36
 Steffen, Jim, B, UCLA 1959-60
 Stits, William, B, UCLA 1954-56
 *Stokes, Lee, C, Centenary 1937-39
 Stovall, Richard, C, Abilene Christ. 1947-48
 Stringfellow, Joseph, E, Miss. So. 1942
 Stuart, Roy, T, Tulsa 1943
 Studstill, Pat, FL, Houston 1961-67
 Susic, Stephen, B, Illinois 1947-48
 Sugar, Leo, E, Purdue 1962
 Summerall, George, E, Arkansas 1952
 Swain, Bill, LB, Oregon 1968-69
 Sweetan, Karl, QB, Wake Forest 1966-67
 Swiacki, William, E, Columbia 1951-52
 Szakash, Paul, B, Montana 1938-42
 Szymanski, Frank, C, Notre Dame 1945-47
- T**
- Tassos, Damon, G, Texas A&M 1945-46
 Tatarek, Bob, DT, Miami, O. 1972
 Taylor, Altie, RB, Utah St. 1969-
 Teal, Jim, LB, Purdue 1973
 Thomas, Calvin, G, Tulsa 1939-40
 Thomas, Russell, T, Ohio St. 1946-49
 Thomason, James, B, Texas A&M 1945
 Thompson, Bobby, DB, Arizona 1964-68
 Thompson, Dave, C, Clemson 1971-73
 Thrower, Jim, DB, East Texas St. 1973-
 Thuerk, Owen, E, St. Joseph (Ind.) 1941
 Todd, Jim, HB, Ball State 1966
 Tomasetti, Louis, B, Bucknell 1941
 Tonelli, Anthony, C, USC 1939
 Topor, Ted, LB, Michigan 1955
 Torgeson, LaVern, C, Wash. St. 1951-54
 Tracy, Thomas, B, Tenn. 1956-57
 Treadway, John, T, Hardin-Simmons 1949
 Trebotich, Ivan, B, St. Mary's 1944-45
 Tressa, Thomas, G, Davis-Elkins 1942
 Triplett, Bill, RB, Miami, O., 1968-72
 Triplett, Wallace, B, Penn. St. 1949-50
 Tripson, John, T, Miss. St. 1941
 Tripucka, Frank, QB, Notre Dame 1949
 Tsoutsouvas, John, C, Stanford 1940
 Tully, Darrell, B, E. Texas Tchrs. 1939
 Turner, Harold, E, Tenn. St. 1954
- U**
- Uremovich, Emil, T, Ind. 1940-42, 1945-46
- V**
- Van Horn, Doug, G, Ohio State 1966
 Van Tone, Arthur, B, Miss. 1943-45
 Vanzo, Frederick, B, Northwestern 1938 41
 Vargo, Larry, E, Detroit 1963
 *Vaughn, Charles, B, Tenn. 1935
 Vaughn, Tom, DB, Iowa State 1965-71
 Vezmar, Walter, T, Mich. St. 1946-47
- W**
- *Wagner, Sidney, G Mich. St. 1936-38
 Walker, E. Doak, B, SMU 1950-55
 Walker, Wayne, LB, Idaho 1958-72
 Walker Willie, FL, Tennessee State 1966
 Walton, Chuck, G, Iowa State 1967-
 Walton, Larry, WR, Arizona St. 1969-

- Ward, Elmer, C, Utah State 1935-36
 Ward, Paul, T, Whitworth 1961-62
 Ward, William, G, Washington St. 1947-49
 Watkins, Larry, RB, Alcorn A & M 1969
 Watkins, Tom, HB, Iowa State 1962-67
 Watson, Joseph, C, Rice 1950
 Watt, Joseph, B, Syracuse 1947-48
 Weatherall, Jim, T, Oklahoma 1959-60
 Weaver, Charlie, LB, USC 1971-
 Weaver, Herman, P, Tennessee 1970-
 Webb, Ken, HB, Presbyterian 1958-62
 Weber, Richard, B, St. Louis 1945
 Weger, Mike, DB, Bowling Green 1967-
 Weiss, Howard, B, Wisconsin 1939-40
 Welch, Jim, RB, SMU 1968
 Wells, Warren, E, Texas Southern 1964
 *Wetterlund, Chet, B, Ill. Wesleyan 1942
 Westfall, Robert, B, Michigan 1944-47
 White, Wilbur, HB, Colo. A & M 1936
 White, Byron, B, Colo. 1940-41
 Whitlow, Bob, G-C, Arizona 1961-65
 Whitsell, Dave, DB, Indiana 1958-60
 Wiatrak, John, C, Washington 1939
 Wickett Lloyd, T, Oregon St. 1943, 46
 *Wiese, Robert, B, Michigan 1947-48
 Wieth, John, G, Xavier 1939-42
 Williams, Bobby, DB, Central St. 1969-71
 Williams, Rex, C, Texas Tech. 1945
 Williams, Sam, DE, Mich. State 1960-65
 Wilson, Camp, B, Tulsa 1946-49
 Winkler, Randy, T, Tarleton St. 1967
 Winslow, Robert, E, USC 1940
 Wojciechowicz, Alex., C, Fordham 1938-46
 Woit, Richard, B, Ark. St. 1955
 Womack, Bruce, G, W. Tex. St. 1951
 Woods, Larry, DT, Tennessee State
 1971-72
 Wright, John, WR, Illinois 1969
 Wyatt, Doug, DB, Tulsa 1973-
 Y
 Yarbrough, Jim, T, Florida 1969-
 Yepremian, Garo, K, No College 1966-67
 Young, Adrian, LB, USC 1972
 Yowarsky, Walter, E, Ky. 1955
 Z
 Zatkoff, Roger, G, Michigan 1957-58
 Zawadzkas, Jerry, E, Columbia 1967
 Zimmerman, Leroy, B, San Jose. St. 1947
 Zofko, Mickey, RB, Auburn 1971-
 Zuzzio, Anthony, G, Muhlenberg 1942
 *Deceased

LIONS NATIONAL FOOTBALL LEAGUE RECORDS

TEAM

- Most Yards Gained Rushing (game): 426, Nov. 4, 1934 vs. Pittsburgh
 Fewest Yards Allowed Rushing (game): —10, Sept. 15, 1940 vs. Chicago Cards
 Most Opponents Fumbles Recovered (game): 6 (three times)—
 Sep. 29, 1940 vs. Cleveland,
 Nov. 27, 1952 vs. Green Bay,
 Oct. 31, 1965 at Los Angeles
 Most Consecutive Shutouts: 7, 1934
 Most Consecutive Games, 1 or more Interceptions: 37, 1960-63
 Most Passes Had Intercepted (game): 9, Oct. 24, 1943 vs. Green Bay
 Most Yards Gained, Kickoff Returns (game): 362, Oct. 29, 1950 vs. Los
 Angeles
 Most Yards Gained, Punt Returns (game): 231, Oct. 6, 1963 vs. San
 Francisco
 Most Fumbles (game): 10, Nov. 12, 1967 at Minnesota (tied)
 Most Touchdowns, Interception Returns (season): 6, 1967 (tied)

INDIVIDUAL

- Most Interceptions (game): 4, Don Doll, Oct. 23, 1949 vs. Chicago
 Cardinals (tied)
 Longest Interception Return (game): 102, Bob Smith, Nov. 24, 1949 vs.
 Chicago Bears
 Most Yards Gained Kickoff Returns (game): 294, Wally Triplett Oct. 29, 1950
 vs. Los Angeles (4 returns)
 Most Safeties (career): 3, Roger Brown; Bruce Maher (tied)
 Most Safeties (season): 2, Roger Brown, 1962 (tied)
 Longest Pass Reception: 99, Pat Studstill
 (Karl Sweetan), Oct. 16, 1966 at Baltimore (tied)
 Most Field Goals (quarter): 4, Garo Yepremian, Nov. 13, 1966 at Minnesota
 Most Touchdowns Punt Returns (career): 8, Jack Christiansen
 Most Touchdown Punt Returns (season): 4, Jack Christiansen, 1951
 Most Touchdown Punt Returns (game): 2, Jack Christiansen,
 Twice (Oct. 14, 1951 vs. Los Angeles; Nov. 22, 1951 vs. Green Bay)

IMPORTANT DATES IN DETROIT PRO FOOTBALL HISTORY

- Aug. 1, 1925—Jimmy Conzelman granted NFL franchise for Detroit for \$50, team name, Panthers.
- July 27, 1927—NFL re-organized with withdrawal of 11 clubs, including Detroit.
- Aug. 12, 1928—Detroit application for re-instatement approved, team name, Wolverines.
- July 12, 1930—Detroit franchise declared inactive.
- June 30, 1934—G. A. Richards purchases Portsmouth, Ohio, franchise and moves team to Detroit.
- Sept. 23, 1934—Lions play first NFL game, beat New York Giants 9-0 at U of D Stadium before 12,000.
- Nov. 25, 1934—Lions suffer first defeat, 3-0, to Green Bay, after winning ten straight including seven consecutive shut-outs.
- Nov. 29, 1934—Lions play first of traditional Thanksgiving Day home games, losing to the Bears, 19-16, before 26,000.
- Dec. 9, 1935—Lions defeat New York Giants, 26-7, for first Championship.
- Sept. 9, 1938—Lions play first game in new home, Briggs Stadium.
- Feb. 10, 1940—Fred Mandel, Jr., purchases Detroit franchise for \$225,000.
- Jan. 9, 1943—Gus Dorais named head coach of Lions, after long and successful career at the U of D.
- Jan. 15, 1948—Syndicate headed by D. Lyle Fife purchases Detroit franchise for \$165,000, and names "Bo" McMillin general manager and head coach.
- Dec. 2, 1949—Edwin J. Anderson elected president of the Lions.
- Dec. 20, 1950—"Buddy" Parker succeeds McMillan as head coach.
- Dec. 21, 1952—Lions defeat Los Angeles, 31-21, for NFL's National Conference title.
- Dec. 28, 1952—Lions win first Championship since 1935 on 17-7 victory over the Browns in Cleveland before 50,934.
- Dec. 27, 1953—Detroit wins second straight Championship on 17-16 decision over Cleveland in Detroit before 54,577.
- Aug. 12, 1957—Parker resigns suddenly as head coach and assistant coach George Wilson succeeds him the next day.
- Dec. 21, 1957—Detroit downs San Francisco, 31-27, in play-off after trailing 27-7 in third quarter.
- Dec. 28, 1957—Detroit claims fourth Championship on 59-14 victory over Cleveland before 55,263 in Detroit.
- Jan. 23, 1961—William Clay Ford elected president of the Lions.
- Jan. 10, 1964—Ford takes over as Lions' sole owner after purchasing franchise for six million dollars.
- Jan. 7, 1965—Harry Gilmer appointed head coach, replacing George Wilson.
- March 10, 1966—After 13 seasons, Joe Schmidt retires to become Lions' line-backer coach.
- Jan. 11, 1967—Schmidt named Lions' head coach, succeeding Gilmer.
- Dec. 26, 1970—Lions edged by Dallas, 5-0, in first playoff game since 1957.
- Jan. 12, 1973—Schmidt resigns as head coach.
- Jan. 26, 1973—Don McCafferty named Lions' head coach.

HISTORY OF THE DETROIT LIONS



Professional football . . . NFL brand . . . first came to Detroit in 1925 when Jimmy Conzelman was granted the franchise in exchange for the startling payment of \$50.

But not even the colorful Conzelman, one of the game's most-popular and talented figures, could entice enough fans through his ticket gates. The local franchise was dropped from the league in 1927, re-instated a year later and then declared inactive in 1930. It looked like the end.

Then, in 1934, a very successful radio station owner named George Richards decided that Detroit needed a good pro team. He went out, bought one, then moved it here.

The team was the Portsmouth (Ohio) Spartans and it was a strong one. Coached by George (Potsy) Clark, the newly-named Lions won 10 straight games to open the 1934 season, the first seven by shutouts.

After outscoring the opposition, 215 to 27, in winning those 10 in a row, the Lions then lost their last three games by a total of nine points and the Chicago Bears were the title winners.

In 1935, it was a different story as they grabbed their first divisional championship with a 7-3-2 record and then went on to win their first NFL crown by crunching the New York Giants at University of Detroit Stadium.

Although the Lions enjoyed winning seasons over the next four years, Richards sold out in 1940 to Fred Mandel, a Chicago department store tycoon. Mandel tried vainly to bring the city a winner during an eight-year regime but finally tossed in the towel.

In 1948, he accepted a check for \$165,000 from a group of local businessmen who promptly named Alvin (Bo) McMillin, head coach at Indiana University, as the Lions new coach and general manager. A re-building program was begun.

Bo's best mark was a break-even 6-6 mark in 1950 but he did a great job in "selling" pro football to the city and state. He was replaced as head coach after the '50 season by Raymond (Buddy) Parker, one of his assistants.

The building program finally paid its first big dividend in 1952 when the Lions tied the Los Angeles Rams in their conference and then defeated them for the divisional title in a playoff. It was on to Cleveland and a 17-7 victory for the NFL championship.

A year later it was a virtual repeat as Detroit, led by Bobby Layne and Doak Walker, won a second straight conference title and then edged the Browns again, this time in Detroit, by a 17-16 score on a late pass from Layne to Jim Doran.

The 1954 season again saw the Detroiters knock off the best in the west for a third consecutive conference crown. But their bid for a third straight NFL title was trumped in abrupt fashion at Cleveland as the Browns drubbed them 56-10.

Parker departed in 1957 when he suddenly resigned just two days before the team's first pre-season game. **George Wilson** was moved up from an assistant's job to succeed him and promptly steered the team to another championship.

To do it, the Lions had to knock off San Francisco in a divisional playoff game and then once more take on the Cleveland Browns... the team that had defeated them by 46 points for the title just three years earlier.

The championship was played at Detroit. The score was 59-14 for the Lions.

Since 1957, the championship door has been closed to the Detroiters. They finished second three straight years in 1960-61-62 and each year were winners in the Playoff Bowl at Miami.

Early in 1964, ownership was acquired by **William Clay Ford** who paid former stockholders \$6,000,000 for the franchise. **Harry Gilmer** was named coach to replace Wilson who resigned after the '64 season.

On Jan. 11, 1967, **Joe Schmidt** was appointed to succeed Gilmer after a brilliant 13-year playing career for the Lions, plus one season as an assistant coach.

After two losing seasons under Schmidt, the Lions returned to their winning ways in 1969. Detroit's 9-4-1 record was second in its division and fifth-best in the 16-team league.

The Lions posted a 10-4-0 mark in 1970, and it earned them a spot in the post-season playoffs. It was the fourth-best record in 37 years of Lion history. Detroit lost to Dallas, 5-0, in the playoff game.

After six seasons at the job, Schmidt resigned in January, 1973, and **Don McCafferty**, former Baltimore head coach, was named to replace him.

LIONS POST-SEASON GAMES

FIVE CHAMPIONSHIPS (4-1-0)

12- 9-35	New York	15,000*	W	26- 7
12-28-52	Cleveland	50,934	W	17- 7
12-27-53	Cleveland	54,577*	W	17-16
12-26-54	Cleveland	43,827	L	10-56
12-29-57	Cleveland	55,263*	W	59-14

THREE PLAYOFFS (2-1-0)

12-21-52	Los Angeles	47,645*	W	31-21
12-22-57	San Francisco	60,118	W	31-27
12-26-70	Dallas	73,167	L	0- 5

THREE PLAYOFF BOWLS (3-0-0)

1- 7-61	Cleveland	34,981#	W	17-16
1- 6-62	Philadelphia	25,612#	W	38-10
1- 6-63	Pittsburgh	36,284#	W	17-10

*At Detroit #At Miami

- NOTES -

1974 NFL SCHEDULE

Continued From Inside Front Cover

SUNDAY, OCTOBER 27

GREEN BAY at DETROIT
Baltimore at Miami
Chicago at Buffalo
Dallas at New York Giants
Denver at Cleveland
Houston at Cincinnati
Kansas City at San Diego
Los Angeles at New York Jets
New England at Minnesota
Oakland at San Francisco
Philadelphia at New Orleans
Washington at St. Louis

MONDAY, OCTOBER 28

Atlanta at Pittsburgh

SUNDAY, NOVEMBER 3

NEW ORLEANS . . . at DETROIT
Atlanta at Miami
Buffalo at New England
Cincinnati at Baltimore
Cleveland at San Diego
Houston at New York Jets
Minnesota at Chicago
New York Giants at Kansas City
Oakland at Denver
Philadelphia at Pittsburgh
St. Louis at Dallas
Washington at Green Bay

MONDAY, NOVEMBER 4

Los Angeles at San Francisco

SUNDAY, NOVEMBER 10

DETROIT at OAKLAND
Atlanta at Los Angeles
Chicago vs. Green Bay
Cleveland at New England
Denver at Baltimore
Houston at Buffalo
Miami at New Orleans
New York Jets at New York Giants
Pittsburgh at Cincinnati
San Diego at Kansas City
San Francisco at Dallas
Washington at Philadelphia

MONDAY, NOVEMBER 11

Minnesota at St. Louis

SUNDAY, NOVEMBER 17

N. Y. GIANTS . . . at DETROIT
Baltimore at Atlanta
Buffalo at Miami
Cincinnati at Houston
Dallas at Washington
Green Bay at Minnesota
Los Angeles at New Orleans
New York Jets . . . at New England
Oakland at San Diego
Pittsburgh at Cleveland
St. Louis at Philadelphia
San Francisco at Chicago

MONDAY, NOVEMBER 18

Kansas City at Denver

SUNDAY, NOVEMBER 24

CHICAGO at DETROIT
Atlanta at San Francisco
Buffalo at Cleveland
Dallas at Houston
Denver at Oakland
Kansas City at Cincinnati
Miami at New York Jets
Minnesota at Los Angeles
New England at Baltimore
Philadelphia at Washington
St. Louis at New York Giants
San Diego at Green Bay

MONDAY, DECEMBER 25

Pittsburgh at New Orleans

THURSDAY, NOVEMBER 28

DENVER at DETROIT
Washington at Dallas

SUNDAY, DECEMBER 1

Baltimore at Buffalo
Green Bay at Philadelphia
Houston at Pittsburgh
Kansas City at St. Louis
Los Angeles at Atlanta
New England at Oakland
New Orleans at Minnesota
New York Giants at Chicago
San Diego at New York Jets
San Francisco at Cleveland

MONDAY, DECEMBER 2

Cincinnati at Miami

1974



SCHEDULE

PRE-SEASON

Monday, Aug. 5	DETROIT	_____	at	Kansas City	_____
Friday, Aug. 9	DETROIT	_____	at	Baltimore	_____
Friday, Aug. 16*	DETROIT	_____	vs.	OAKLAND*	_____
Monday, Aug. 26	DETROIT	_____	at	Cincinnati	_____
Friday, Aug. 30	DETROIT	_____	at	Buffalo	_____
Saturday, Sept. 7*	DETROIT	_____	vs.	CLEVELAND*	_____

REGULAR SEASON

Sunday, Sept. 15	DETROIT	_____	at	Chicago	_____
Sunday, Sept. 22*	DETROIT	_____	vs.	MINNESOTA*	_____
Sunday, Sept. 29	DETROIT	_____	vs.	Green Bay	_____
				at Milwaukee	_____
Sunday, Oct. 6	DETROIT	_____	at	Los Angeles	_____
Monday, Oct. 14*	DETROIT	_____	vs.	SAN FRANCISCO*	_____
Sunday, Oct. 20	DETROIT	_____	at	Minnesota	_____
Sunday, Oct. 27*	DETROIT	_____	vs.	GREEN BAY*	_____
Sunday, Nov. 3*	DETROIT	_____	vs.	NEW ORLEANS*	_____
Sunday, Nov. 10	DETROIT	_____	at	Oakland	_____
Sunday, Nov. 17*	DETROIT	_____	vs.	N. Y. GIANTS*	_____
Sunday, Nov. 24*	DETROIT	_____	vs.	CHICAGO*	_____
Thursday, Nov. 28*	DETROIT	_____	vs.	DENVER*	_____
Sunday, Dec. 8	DETROIT	_____	at	Cincinnati	_____
Sunday, Dec. 15	DETROIT	_____	at	Philadelphia	_____

*at Detroit