

# LIONS 1976 FACTS BOOK



# CONTENTS, 1976 LIONS' FACTS BOOK

## PART 1 — THE CURRENT SEASON, 1976

|  |       |
|--|-------|
| 1976 Lions' Club Directory                               | 4     |
| Ticket Information, Pontiac Stadium Photos & Information | 2     |
| 1976 Lions' Schedule                                     | 3     |
| Executive Profiles & Photos                              | 5-7   |
| Coaching Staff Profiles & Photos                         | 8-9   |
| Training Camp Positional Roster                          | 10    |
| Rookies Roster   | 11    |
| Draft Choices Profiles & Photos                          | 12-15 |
| Veterans Roster  | 16    |
| Veterans Profiles & Photos                               | 17-42 |
| 1976 Draft Choices, by rounds                            | 11    |
| Milestones, Coming Up in '76                             | 39    |

## PART 2 — LAST SEASON, 1975

|  |       |
|--|-------|
| 1975 Lions' Results & Lions' Rankings in NFC, 1975 | 43    |
| 1975 Lions' Team & Individual Statistics           | 44    |
| 1975 Lions' Box Scores                             | 45-47 |
| 1975 Lions' Numerical Roster                       | 93    |
| 1975 NFL Standings                                 | 67    |

## PART 3 — THE PAST SEASONS, 1934-1975

|  |       |
|--|-------|
| All-Time Lions' Individual Records                         | 49-53 |
| All-Time Lions' Team Records                               | 54-55 |
| All-Time Lions' Player Roster                              | 87-91 |
| Past Lions' Coaches & Head Coaches Summary                 | 48    |
| History of the Lions & Significant Dates in Lions' History | 84-86 |
| Lions' Year-by-Year Record                                 | 68    |
| Lions' Game-by-Game Record                                 | 69-73 |
| Lions' All-Pro Players & All-Pro Selections by Years       | 56    |
| Yearly NFL Standings & Championship Game Details           | 59-67 |
| Lions' Game-by-Game vs. All-Time Opponents                 | 74-78 |
| Lions' Pro Bowl Players & Pro Bowl Selections by Years     | 57    |
| Pre-Season Games Results                                   | 80-81 |
| Pre-Season Opponents                                       | 82-83 |
| Lions' Most Valuable Players                               | 27    |
| Yearly Attendance Figures                                  | 95    |
| Lions' Longevity Log                                       | 79    |
| Thanksgiving Game Series Records                           | 83    |
| Post-Season Games Records                                  | 91    |

## PART 4 — MISCELLANEOUS INFORMATION, STATISTICS & FACTS

|                                   |        |
|-----------------------------------|--------|
| Lions' Longest Plays              | 79     |
| 1977 & 1978 Opponents             | 27     |
| Top Six Draft Choices, 1965-1975  | 73     |
| "100-Yard Club" Members & Details | 58, 74 |
| Lions' Pronunciation Guide        | 21     |
| Pro Football Hall of Fame         | 10     |
| Michigan Sports Hall of Fame      | 24     |
| Lions' NFL Records                | 94     |
| "Lem's Gems"                      | 17     |
| Lions' Metric Statistics          | 94     |

FROM THE SPORTS LIBRARY OF  
**RETROSEASONS**  **com**

[www.retroseasons.com/library/](http://www.retroseasons.com/library/)



# NEW HOME OF THE LIONS—PONTIAC STADIUM



*(Photo by Clyde Haskill)*



*(Photo by George Gellatly)*

**Football Seating Capacity—80,638**

**Field—Astroturf      Roof—Fiberglas**

**ALL SEATS ARE RESERVED**  
**UPPER AND LOWER LEVELS—\$10.00**  
**(inc. Stadium Service Fee of \$1.50)**  
**CLUB LEVEL—\$12.50**

**5,000 End Zone Seats at \$4.25**  
**go on sale two weeks before each home game**  
**FOR TICKET INFORMATION CALL 335-4151**

# LIONS 1976 SCHEDULE

## PRE-SEASON

|                    |              |                |       |
|--------------------|--------------|----------------|-------|
| Saturday, July 24  | DETROIT_____ | vs. Denver     | _____ |
|                    |              | at Canton      |       |
| Saturday, July 31* | DETROIT_____ | vs. BUFFALO*   | _____ |
| Sunday, Aug. 8*    | DETROIT_____ | vs. MIAMI*     | _____ |
| Saturday, Aug. 14  | DETROIT_____ | at Cincinnati  | _____ |
| Saturday, Aug. 21  | DETROIT_____ | vs. Dallas     | _____ |
|                    |              | at Memphis     |       |
| Saturday, Aug. 28  | DETROIT_____ | at Kansas City | _____ |
| Thursday, Sept. 2* | DETROIT_____ | vs. BALTIMORE* | _____ |

\*at Pontiac Stadium

## REGULAR SEASON

|                    |              |                    |       |
|--------------------|--------------|--------------------|-------|
| Sunday, Sept. 12   | DETROIT_____ | at Chicago         | _____ |
| Sunday, Sept. 19*  | DETROIT_____ | vs. ATLANTA*       | _____ |
| Sunday, Sept. 26*  | DETROIT_____ | vs. MINNESOTA*     | _____ |
| Sunday, Oct. 3     | DETROIT_____ | at Green Bay       | _____ |
| Sunday, Oct. 10*   | DETROIT_____ | vs. NEW ENGLAND*   | _____ |
| Sunday, Oct. 17    | DETROIT_____ | at Washington      | _____ |
| Sunday, Oct. 24    | DETROIT_____ | at Seattle         | _____ |
| Sunday, Oct. 31*   | DETROIT_____ | vs. GREEN BAY*     | _____ |
| Sunday, Nov. 7     | DETROIT_____ | at Minnesota       | _____ |
| Sunday, Nov. 14    | DETROIT_____ | at New Orleans     | _____ |
| Sunday, Nov. 21*   | DETROIT_____ | vs. CHICAGO*       | _____ |
| Thursday, Nov. 25* | DETROIT_____ | vs. BUFFALO*       | _____ |
| Sunday, Dec. 5     | DETROIT_____ | at New York Giants | _____ |
| Saturday, Dec. 11* | DETROIT_____ | vs. LOS ANGELES*   | _____ |

\*at Pontiac Stadium

## NATIONAL FOOTBALL LEAGUE, 1976

(57th Season)

### NATIONAL CONFERENCE

#### Eastern Division

Dallas  
 \*New York Giants  
 Philadelphia  
 St. Louis  
 \*Washington

#### Central Division

\*Chicago  
 DETROIT  
 \*Green Bay  
 \*Minnesota

#### Western Division

\*Atlanta  
 \*Los Angeles  
 \*New Orleans  
 San Francisco  
 \*Seattle

### AMERICAN CONFERENCE

#### Eastern Division

Baltimore  
 \*Buffalo  
 Miami  
 \*New England  
 New York Jets

#### Central Division

Cincinnati  
 Cleveland  
 Houston  
 Pittsburgh

#### Western Division

Denver  
 Kansas City  
 Oakland  
 San Diego  
 Tampa Bay

\*Lions' 1976 Opponents

# 1976 LIONS' CLUB DIRECTORY

Pontiac Stadium, 1200 Featherstone, Box 4200, Pontiac, MI 48057  
 Lions' Office: (313) 335-4131 Tickets: 335-4151 Stadium: 857-7700

**ADMINISTRATIVE STAFF**

|   |                   |
|---|-------------------|
| President .....   | William Clay Ford |
| Executive Vice President & General Manager .....        | Russ Thomas       |
| Assistant General Manager .....                         | Rogers Lehew      |
| Business Manager & Director of Marketing Services ..... | Lyall Smith       |
| Secretary & Legal Counsel .....                         | Fred C. Nash      |
| Treasurer .....   | Newton S. Peters  |
| Coordinator of Personnel & Scouting .....               | Tommy Hudspeth    |
| Publicity Manager .....                                 | Elliott Trumbull  |
| Ticket Manager .....                                    | Fred Otto         |
| Consultant .....  | Edwin J. Anderson |

**COACHING, SCOUTING & TRAINING STAFFS**

|  |   |
|--|---|
| Head Coach .....   | Rick Forzano                              |
| Asst. Coach, offensive line, special teams .....                     | Bruce Beatty                              |
| Asst. Coach, interior offensive line, running game coordinator ..... | Joe Bugel                                 |
| Asst. Coach, defensive backfield, defensive coordinator .....        | Jim Carr                                  |
| Asst. Coach, offensive backfield .....                               | Bob Gibson                                |
| Asst. Coach, linebackers, special teams coordinator .....            | Jerry Glanville                           |
| Asst. Coach, strength & conditioning, special teams .....            | Floyd Reese                               |
| Asst. Coach, quarterbacks & receivers, offensive coordinator .....   | Ken Shipp                                 |
| Asst. Coach, defensive line .....                                    | Fritz Shurmur                             |
| Asst. Coach, receivers, special teams .....                          | Art Zeleznik                              |
| Assistant to Coaching Staff .....                                    | Bill Belichick                            |
| College Scout, western area .....                                    | Jerry Neri                                |
| College Scout, eastern area .....                                    | Joe Bushofsky                             |
| Head Trainer .....   | Kent Falb                                 |
| Assistant Trainer .....  | Ken Rusche                                |
| Head Equipment Manager .....   | Roy "Friday" Macklem                      |
| Assistant Equipment Manager .....                                    | Dan Jaroshewich                           |
| Team Physicians .....  | Dr. Edwin R. Guise & Dr. Robert C. Nestor |

**OFFICE PERSONNEL**

|   |                               |
|---|-------------------------------|
| Receptionist .....                            | Marylee Demeester             |
| Secretary, Mr. Ford & Mr. Anderson .....      | Claire Travis                 |
| Secretary, Mr. Thomas .....                   | Julie Hayes                   |
| Secretary, Mr. Lehw & Mr. Hudspeth .....      | JoAnn Detwiler                |
| Secretary, Mr. Forzano & Coaching Staff ..... | Carol Carney                  |
| Secretary, Mr. Trumbull .....                 | Valerie Tangert               |
| Accountants .....                             | Frank Nardoni & Chuck Schmidt |
| Ticket Office Receptionist .....              | Norma Curry                   |
| Assistant Ticket Manager .....                | Tom Keating                   |
| Ticket Office Secretaries .....               | Vera Lum & Shirley Lemanski   |
| Office Superintendent .....                   | Otis Canty                    |

**SPECIAL ACTIVITIES**

|                                       |  |
|---------------------------------------|--|
| Entertainment Director .....          | Harold Arnoldi                               |
| Field Activities .....                | John Abbate, Arndt Trygstad, Bob James       |
| Press Box Chief .....                 | Dan Walton                                   |
| Statistics Crew Chief .....           | Jim Huddleston                               |
| Photographer .....                    | George Gellatly                              |
| Originating Radio Station .....       | WJR (760)                                    |
| Radio Broadcasters .....              | Bob Reynolds, Mike Lucci                     |
| Team Colors .....                     | Honolulu Blue & Silver                       |
| Fight Song .....                      | "Gridiron Heroes", by Dr. Graham T. Overgard |
| PRO! Advertising Representative ..... | Al Wiebeck                                   |

## **WILLIAM CLAY FORD, President**



The man who made the biggest and boldest commitment in the history of the Lions is their biggest and most loyal fan. He is also their owner and president, William Clay Ford.

The decision to move the team to the suburbs and the new Pontiac Stadium was strictly and finally his alone. The results of that decision are more gratifying every time he steps into the magnificent domed structure that now houses his Lions.

Mr. Ford is the club's chief executive as well as its top fan. He is totally involved with the team, first because of his daily duties within the organization and second because of his strong support of pro football as the best sport in the world.

Mr. Ford's goal in pro football — both as an executive and as a fan — is to win the championship of the National Football League. The move to Pontiac and the new stadium was another step in the plan to bring the team closer to this goal.

He has been a part of the Lions' past championship years, being a director of the syndicate since 1956, a year before they won their last title. He took over the presidency in 1961 and in 1964, he purchased the franchise and became owner-president.

In addition to his many duties as leader of the Lions and his activities in national and local civic organizations, he also is involved in the automotive industry. He is a director of the Ford Motor Company and Vice President—Product Design.

A grandson of the late Henry Ford, who founded the company, and the youngest of four children of the late Edsel B. Ford, he was born in Detroit. He attended Detroit University School at Grosse Pointe, and Hotchkiss School at Lakeville, Connecticut.

Mr. Ford enlisted in the Navy Air Corps in 1943 and was in flight training at the time of his discharge two years later. He then enrolled at Yale University and was graduated in 1949 with a bachelor of science degree in economics.

He joined the company's sales and advertising staff that same year, and later served on the Industrial Relations Staff, where he was a member of the committee that negotiated the company's 1949 contract with the UAW-CIO. He became quality control manager for the Lincoln-Mercury Division's jet engine defense project in 1951.

In 1952, Mr. Ford was appointed manager of Special Product Operations in charge of a group of engineers and designers engaged in advanced planning of the Continental Mark II. His election as vice president was announced in May, 1953.

He was vice president and general manager of the Continental Division from 1954 to 1956 when Continental operations were consolidated with the Lincoln Division. Mr. Ford then assumed responsibility for corporate product planning and design. He has held his present position since May, 1973.

He was elected a member of the Board of Directors in 1948. Chairman of the Design Committee, he is also a member of several other committees of the company. He is a director of Manufacturers National Bank of Detroit, and chairman of the board of trustees of the Edison Institute, which operates Henry Ford Museum and Greenfield Village in Dearborn.

He is also secretary-treasurer of Henry Ford Hospital in Detroit, president of the Edsel B. Ford Institute for Medical Research, a trustee of Hotchkiss School, the Michigan Heart Association and the Eisenhower Medical Center, and a director of the National Tennis Hall of Fame and the United Foundation of Detroit.

He is married to the former Martha Firestone of Akron, Ohio. They have three daughters and a son.

## **RUSS THOMAS**

### **Executive Vice President and General Manager**



Now in his tenth year of overseeing the daily operation of the Lions as general manager, Russ Thomas is a veteran of 30 years of service to the club.

Starting in 1946, he has been a player, a scout, a coach, a broadcaster, and a player-personnel man. And now, since 1967, he is a vice president and the executive who handles the many daily details of running a professional football team.

Like Mr. Ford, he too has been a part of the Lions' past championship years. In 1952 and '53, when the team won two of its three world titles in the 1950's, he was an assistant coach.

Promoted later to the executive level, he took over the team's player-personnel department and was the director for three years. In 1967, he was made vice president and general manager. Four years ago, he was named executive vice president.


In his playing days, he was a defensive tackle. Out of West Virginia, he went to Ohio State where he was an All-American lineman under Coach Paul Brown. In 1946, he joined the Lions and turned in four seasons in the National Football League.

Experience in all phases of the game is his in abundance. A new facet was added last year with the team's move to the Pontiac Stadium and the many decisions and problems involved in relocating the growing organization.

At the end of his long and eventful days in the office, he goes home to his wife, Dorothy, at their home in Walled Lake. They also have a cottage in Chelsea. The Thomases have two married sons, John and Jim.

## **ROGERS LEHEW**

### **Assistant General Manager**



Pronounce it LEE-hugh and don't forget the "s" in the first name. And there you have the correct name of the Lions' active assistant general manager.

His activity comes from his involvement in all departments of the club's operation. However, his chief duties revolve around the player-personnel department.

As supervisor of this important area, he works with Tommy Hudspeth, the Lions' Coordinator of Personnel and Scouting. He works closely on the draft and the evaluation of talent, both pro and college. Here he deals with college scouts Jerry Neri and Joe Bushofsky.

Negotiations with players in regard to salaries is also in his area. He is the team's liaison with BLESTO, one of the scouting combines in the National Football League.


His experience as an executive comes from 15 seasons in the Canadian Football League. He was with the Calgary Stampeders from 1959 to 1973. He joined the Lions in 1974 as assistant to general manager Russ Thomas.

Not a Canadian, but a Texan, Rogers went to college in Oklahoma, at the University of Tulsa. He got into coaching at Tulsa upon graduation in 1951. He went to the CFL as assistant general manager to Jim Finks, now with the Bears. When Finks moved to Minnesota in 1964, Rogers was elevated to the G.M. role.

Lehew and his wife, Joan, live in Birmingham, with their twin sons, Larry and Garry, who go to the University of Windsor. A married daughter, Lora, lives in Calgary.

## EDWIN J. ANDERSON

### Consultant



A man of many titles during his long career with the Lions, "Andy" Anderson has done it all. Twice he has represented the force behind significant events in the club's history.

First, he organized the syndicate of Detroit-area businessmen who purchased the Lions in 1948. Second, and most recently, he played an instrumental part in the team's transition to Pontiac.

In both cases his dominance as an executive came through. As leader of the syndicate, he was the president for 11 years and general manager

for three others. He was a vice president for 12 more years.

Thus, he has served the Lions and the world of professional football for over a quarter century. It is an impressive mark shared by few in the National Football League.


As far back as the early 1960s, he saw the need for a new sports stadium in the Detroit area. Through the years, with his never-ending determination and enthusiasm, the long-dreamed project took form. When the City of Pontiac stepped in with its plan, and Mr. Ford made his commitment, it was made a reality.

Pontiac Stadium, home of the Lions: it's a vision finally realized for this dedicated and hard-driving executive. Now as consultant, he continues to serve the organization in many valued ways.

Mr. Anderson and his wife, Sunny, have residences in Bloomfield Hills and Palm Springs, California. They have a married daughter, Merny, Mrs. Richard Williams.

## RICK FORZANO

### Head Coach



In his two seasons at the helm of the Lions, his teams have finished with average records, all-even at seven wins, seven losses both years.

Rick Forzano is not satisfied with being average. He is a perfectionist, an idealist, who strives for the best, not the average. And, with his undying enthusiasm and confidence, he will continue to aim to be the best. He wants his team to be the best—or else.

Indeed, he has said that if he doesn't achieve his goal of bringing a division title to the Detroit area in the next two years, he will step aside.

A man of deep faith and love, he exudes optimism in everything he does. A positive-thinker, he thoroughly believes in the basic philosophy, "let's get it done" and not "can it be done?"

He is a teacher of the game he loves. He has been a student of it since a tragic accident robbed him of the chance to be a player. As a 14-year-old high school sophomore, he suffered a severe eye injury that suddenly put his football future in coaching instead of playing.

His coaching career is now in its 24th year, dating back to 1953 and the start in his native Ohio. He has been a head coach three other times, at an Akron high school, at the University of Connecticut, and at the Naval Academy. Other professional positions were with St. Louis and Cincinnati.

He works as hard as he asks that his staff and players do. He has faith in himself and preaches it to his "family". Through encouragement and praise, and hard work, success will come to this dedicated, principled leader of men.

## LIONS COACHING STAFF, 1976

### **RICK FORZANO, Head Coach—3rd year (4th on staff)**

Born: November 20, 1928 (47), Akron, Ohio

College: Kent State, 1951

Coaching Career: Wooster, 1956; Kent State, 1957-58; Navy, 1959-63; Connecticut (head coach), 1964-65; St. Louis Cardinals, 1966-67; Cincinnati Bengals, 1968; Navy (head coach), 1969-72; Lions, 1973 (offensive backfield coach), head coach 1974-

Family: Wife, Betty; 2 daughters, Stacey and Kristie; son, Ricky

### **BRUCE BEATTY, Offensive Line Coach; Special Teams—2nd year**

Born: June 15, 1928 (48), Canton, Ohio

College: Miami (Ohio), 1951

Position: End, Linebacker, Tackle

Coaching Career: Miami, 1951-55; Northwestern, 1956-68; New England Patriots, 1969-72; Houston Oilers, 1973; Lions, 1975-

Family: Wife, Evelyn; sons, Kris and David; daughters, Shawn and Kyle

### **JOE BUGEL, Interior Offensive Line Coach; Running Game Coordinator — 2nd year**

Born: March 10, 1940 (36), Pittsburgh, Pennsylvania

College: Western Kentucky, 1963

Position: Offensive Guard, Linebacker

Coaching Career: Western Kentucky, 1964-68; Navy, 1969-72, Iowa State, 1973; Ohio State, 1974; Lions, 1975-

Family: Wife, Brenda; daughters, Angela and Holly

### **JIM CARR, Defensive Backfield Coach; Defensive Coordinator—2nd year**

Born: March 25, 1933 (43), Kayford, West Virginia

College: Morris Harvey, 1954

Position: Halfback (Defensive and Offensive)

Pro Playing Career: Chicago Cardinals, 1955, 1957; Montreal, 1958; Philadelphia, 1959-63; Washington, 1964-65

Coaching Career: Minnesota, 1966-68; Chicago, 1969; Philadelphia, 1970-72; Chicago, 1973-74; Lions, 1975-

Family: Wife, Lila Lee; son, Kenneth; daughter, Gwendolyn

### **BOB GIBSON, Offensive Backfield—1st year**

Born: April 6, 1927 (49), Youngstown, Ohio

College: Youngstown University, 1950

Position: Quarterback

Coaching Career: Bowling Green 1956-67 (head coach 1965-67); Toronto (CFL) 1968-72; Memphis (WFL) 1974; Charlotte (WFL) 1975 (head coach); Lions, 1976-

Family: Wife, Cynthia; 3 sons, Doug, Dick and Dave

### **JERRY GLANVILLE, Linebacker Coach; Special Teams Coordinator—3rd year**

Born: October 14, 1941 (34), Detroit, Michigan

College: Northern Michigan University, 1964

Position: Guard, Linebacker

Coaching Career: Central Catholic High School, Lima, Ohio, 1963-64; Reading High School, Cincinnati, Ohio, 1965; Northern Michigan, 1966; Western Kentucky, 1967; Georgia Tech, 1968-73; Lions, 1974-

Family: Wife, Brenda

**FLOYD REESE, Strength and Conditioning Coach; Special Teams—2nd year**

Born: August 8, 1948 (27), Springfield, Missouri

College: UCLA, 1970

Position: Defensive Tackle

Coaching Career: UCLA, 1970-73; Georgia Tech, 1974; Lions, 1975-

Family: Wife, Sally

**KEN SHIPP, Quarterbacks and Receivers; Offensive Coordinator—1st year**

Born: February 3, 1928 (48), Old Hickory, Tennessee

College: Middle Tennessee State, 1951

Position: Quarterback

Coaching Career: Middle Tennessee 1951-52; Trinity 1953-57; Florida State 1958; Montreal (CFL) 1959-60; Tulsa 1961-62; South Carolina 1963; Miami, Florida 1964-67; St. Louis 1968-70; New Orleans 1971-72; New York Jets 1973-75 (head coach, 1975—last 5 games); Lions, 1976-

**FRITZ SHURMUR, Defensive Line Coach—2nd year**

Born: July 15, 1932 (43), Riverview, Michigan

College: Albion, 1954

Position: Center, Linebacker

Coaching Career: Albion, 1954-61; Wyoming, 1962-70; (head coach), 1971-74; Lions, 1975-

Family: Wife, Peggy; daughters, Sally and Susan; son, Scott

**ART ZELEZNIK, Receivers; Special Teams—1st year**

Born: July 30, 1942 (33), Glassport, Pennsylvania

College: Wittenburg, 1964

Position: Quarterback—Defensive Back

Coaching Career: Xavier 1966-67; Western Kentucky 1968-72; Vanderbilt 1973-74; Texas Tech 1975; Lions, 1976-

Family: Wife, Susan; son Scott



**Forzano**



**Beatty**



**Bugel**



**Carr**



**Gibson**



**Glanville**



**Reese**



**Shipp**



**Shurmur**



**Zeleznik**

# 1976 LIONS' TRAINING CAMP POSITIONAL ROSTER

## OFFENSE \*Rookie

**WR** Jarvis—Franklin—Staggers—\*Marshall—\*Smock  
**LT** Yarbrough—Hertwig  
**LG** Boden—\*Long  
**C** Morris—Hicks  
**RG** Kowalkowski—Dennis—\*Wilson  
**RT** Freitas—\*Bolinger  
**TE** Sanders—McMichael—\*Hill—\*Jones—\*Douglass  
**WR** Walton—Briscoe—Farmer—\*Jacobs—\*Elston—\*Gray  
**QB** Munson—Landry—Reed—  
\*Bowerman—\*Danielson—\*Pierantozzi  
**RB** Bussey—B. Thompson—L. Thompson  
**RB** Taylor—King—Owens—Hooks—\*Gaines

## DEFENSE

**LE** Sanders—Price—\*Shugrue  
**LT** Orvis—English  
**RT** Hand—\*Woodcock  
**RE** Howard—Mitchell  
**LLB** Naumoff—O'Neil—Roundtree—\*Ten Napel  
**MLB** Laslavic—Strinko  
**RLB** Weaver—Hennigan—\*Scavella—\*McCurdy—\*Kelly  
**LC** Barney—Davis—\*Hayes  
**RC** Johnson—Dunlap—\*Pierson  
**SS** West—\*Braswell—\*Meeks—\*Lott  
**FS** Jauron—Thrower—\*Hunter—\*Hicks

## SPECIALISTS

**Punter** Weaver—\*Smock—\*Masella—\*Sorenson  
**Kicker** Mann—\*Ricardo—\*Masella—\*Sorenson

### SEVEN LIONS IN PRO FOOTBALL'S HALL OF FAME

(Located in Canton, Ohio)

**JACK CHRISTIANSEN:** Player 1951-58; Elected 1970  
**DUTCH CLARK:** Player 1934-38; Elected 1963 (charter member)  
**BILL DUDLEY:** Player 1947-49; Elected 1966  
**NIGHT TRAIN LANE:** Player 1960-65; Elected 1974  
**BOBBY LAYNE:** Player 1950-58; Elected 1967  
**JOE SCHMIDT:** Player 1953-65; Elected 1973  
**ALEX WOJCIECHOWICZ:** Player 1938-46; Elected 1968

# 1976 LIONS' ROOKIES ROSTER

| Name               | Pos. | Ht.  | Wt. | Birthdate | College             | Acquired |
|--------------------|------|------|-----|-----------|---------------------|----------|
| Bledsoe, John      | RB   | 6-1  | 230 | 6-15-51   | Ohio State          | DC8('73) |
| Bolinger, Russ     | T    | 6-5  | 255 | 9-10-54   | Long Beach State    | DC3      |
| Bowerman, Bill     | QB   | 6-2  | 215 | 6-27-53   | New Mexico State    | DC10     |
| Braswell, Charles  | DB   | 5-11 | 190 | 3-8-52    | West Virginia       | DC8a     |
| Danielson, Gary    | QB   | 6-2  | 195 | 9-10-51   | Purdue              | FA       |
| Douglass, Charles  | TE   | 6-3  | 220 | 1-14-54   | Missouri (Columbia) | FA       |
| Elston, Leonard    | WR   | 5-10 | 175 | 12-6-52   | Kentucky State      | DC14     |
| Gaines, Lawrence   | RB   | 6-1  | 240 | 12-15-53  | Wyoming             | DC1a     |
| Gray, Archie       | WR   | 6-1  | 180 | 3-13-53   | Wyoming             | FA       |
| Hayes, Billie      | DB   | 6-1  | 180 | 6-22-47   | San Diego State     | FA       |
| Hicks, Sonny       | DB   | 6-1  | 200 | 1-1-51    | North Carolina A&T  | FA       |
| Hill, David        | TE   | 6-2  | 220 | 1-1-54    | Texas A&I           | DC2a     |
| Hunter, James      | DB   | 6-3  | 195 | 3-8-54    | Grambling           | DC1      |
| Jacobs, Mel        | WR   | 5-10 | 175 | 8-14-53   | San Diego State     | DC13     |
| Jones, Leanell     | TE   | 6-3  | 230 | 6-28-52   | Long Beach State    | DC9      |
| Kelly, Pat         | LB   | 6-2  | 230 | 3-1-51    | Richmond            | FA       |
| Long, Ken          | G    | 6-3  | 265 | 7-24-53   | Purdue              | DC2      |
| Lott, Glenn        | DB   | 6-2  | 200 | 6-27-53   | Drake               | FA       |
| Marshall, Ed       | WR   | 6-5  | 200 | 9-23-47   | Cameron State       | FA       |
| Masella, Brian     | P-K  | 6-2  | 220 | 3-16-53   | Penn State          | FA       |
| McCurdy, Craig     | LB   | 6-2  | 210 | 9-16-54   | William & Mary      | DC16     |
| Meeks, Jim         | DB   | 6-3  | 200 | 8-12-53   | Boise State         | DC17     |
| Pierantozzi, Tom   | QB   | 6-2  | 210 | 9-28-50   | West Chester State  | FA       |
| Pierson, Reggie    | DB   | 5-11 | 185 | 12-13-52  | Oklahoma State      | FA       |
| Ricardo, Benny     | K    | 5-10 | 175 | 1-4-54    | San Diego State     | FA       |
| Rivera, Keith      | DE   | 6-2  | 245 | 5-6-52    | Brigham Young       | FA       |
| Scavella, Steadman | LB   | 6-1  | 230 | 1-31-54   | Miami (Florida)     | DC5      |
| Shugrue, Gary      | DE   | 6-5  | 240 | 3-11-54   | Villanova           | DC11     |
| Smock, Trent       | WR   | 6-4  | 210 | 8-20-54   | Indiana             | DC15     |
| Sorenson, Rich     | K    | 6-2  | 200 | 6-13-54   | Chico State         | DC8      |
| Ten Napel, Garth   | LB   | 6-1  | 210 | 3-27-54   | Texas A&M           | DC7      |
| Wilson, James      | G    | 6-3  | 265 | 4-4-52    | Clark               | FA       |
| Woodcock, John     | DT   | 6-3  | 240 | 3-19-54   | Hawaii              | DC3a     |

## 1976 LIONS' DRAFT CHOICES

| Choice | Round | Player                          | Position | Choice | Round | Player               | Position |
|--------|-------|---------------------------------|----------|--------|-------|----------------------|----------|
| 1st    | 1st   | James Hunter, DB                |          | 10th   | 8th   | Charles Braswell, DB |          |
| 2nd    | 1st   | Lawrence Gaines, RB             |          | 11th   | 9th   | Leanell Jones, TE    |          |
| 3rd    | 2nd   | Ken Long, G                     |          | 12th   | 10th  | Bill Bowerman, QB    |          |
| 4th    | 2nd   | David Hill, TE                  |          | 13th   | 11th  | Gary Shugrue, DE     |          |
| 5th    | 3rd   | Russ Bolinger, T                |          | 14th   | 12th  | Mike McCabe, C       |          |
| 6th    | 3rd   | John Woodcock, DT               |          |        |       | (not reporting)      |          |
| -      | 4th   | (to Miami for Larry Ball)       |          | 15th   | 13th  | Mel Jacobs, WR       |          |
| 7th    | 5th   | Steadman Scavella, LB           |          | 16th   | 14th  | Leonard Elston, WR   |          |
| -      | 6th   | (to New England for Jon Morris) |          | 17th   | 15th  | Trent Smock, WR      |          |
| 8th    | 7th   | Garth Ten Napel, LB             |          | 18th   | 16th  | Craig McCurdy, LB    |          |
| 9th    | 8th   | Rich Sorenson, K                |          | 19th   | 17th  | Jim Meeks, DB        |          |

## **RUSS BOLINGER**

**Offensive Tackle—Long Beach State—1st Year**  
**Height 6-5—Weight 255—Drafted '76, 3rd round**  
**Born Wichita, Kansas, September 10, 1954**



Played offensive tackle as college senior after working at tight end in 1974 . . . Caught eight passes for 39 yards that year . . . Good blocker with fine strength and speed for size . . . Went to Long Beach State as junior college transfer from California Riverside . . . Was six-time letterman in high school and all-league in both football and basketball as senior . . . Native of Kansas.

## **BILL BOWERMAN**

**Quarterback—New Mexico State—1st Year**  
**Height 6-2—Weight 215—Drafted '76, 10th round**  
**Born Rochester, New York, June 27, 1953 (23)**



Two-year starter at quarterback at New Mexico State . . . Native of New York who went west to college after outstanding athletic career in high school where he was all-conference in football, basketball and baseball . . . Completed 99 passes in 217 attempts for 10 touchdowns in college career . . . Ran "wishbone" offense last year and threw only 69 passes, hit on 35 of them for 3 TDs.

## **CHARLES BRASWELL**

**Defensive Back—West Virginia—1st Year**  
**Height 5-11—Weight 195—Drafted '76, 8th round**  
**Born Clairton, Pennsylvania, March 8, 1952 (24)**



Valuable defensive member of West Virginia team which had 8-3 record last year and beat North Carolina State in the Peach Bowl . . . Intercepted three passes and returned one 63 yards for a touchdown . . . Recovered one fumble and was in on 68 tackles in '75 . . . Also starred in basketball in high school in Clairton, Pennsylvania . . . Nickname: "Braz".

## **LEONARD ELSTON**

**Wide Receiver—Kentucky State—1st Year**  
**Height 5-10—Weight 175—Drafted '76, 14th round**  
**Born Anniston, Alabama, December 6, 1952**



Speedy receiver who was Kentucky State's captain in 1975 . . . Made NAIA all-American squad and AP honorable mention last year . . . Three-year starter . . . Set four school records in one game last year—most catches, most TDs, longest pass play and most yards receiving.

## **LAWRENCE GAINES**

**Running Back—Wyoming—1st Year**  
**Height 6-1—Weight 240—Drafted '76, 1st round**  
**Born Vernon, Texas, December 15, 1953**



Averaged 4.8 per carry in three-year college career . . . Gained 894 yards for 5.6 average last year . . . Both totals rank second in Wyoming history . . . Went 75 yards for longest scoring run in '75 . . . Played two years under head coach Fritz Shurmur, now Lions' assistant . . . Made All-Conference squad in senior year . . . Played in Senior Bowl and East-West Shrine game . . . Captained high school teams for two years in Vernon, Texas . . . One of 13 children . . . Single . . . Hobby is drawing.

## DAVID HILL

**Tight End—Texas A&I—1st Year**  
**Height 6-2—Weight 220—Drafted '76, 2nd round**  
**Born San Antonio, Texas, January 1, 1954 (22)**



Star and captain of college team which went unbeaten last two years with combined 25-0-0 record . . . Made three All-America teams last season and played in three post-season all-star games . . . Caught 36 passes for 19.2 average and 7 touchdowns in '75; also carried 13 times for 13.1 average on reverses . . . In four-year college career, caught 135 passes for 16.2 average and 21 TDs and rushed 16 times for 14.6 mark.

## JAMES HUNTER

**Defensive Back—Grambling—1st Year**  
**Height 6-3—Weight 195—Drafted '76, 1st round**  
**Born Silsbee, Texas, March 8, 1954 (22)**



First Grambling player ever drafted by Lions . . . Selected to ten All-America teams in senior year . . . Intercepted 26 passes in four seasons at Grambling — just one shy of school record . . . Intercepted 9 passes last year, one for a TD . . . Has 4.4 speed in the 40-yard dash . . . Ranked fifth in nation in punt returns with 13.6 average . . . Ran 6 punts back for TDs only to have four nullified by penalties . . . Made 78 tackles at cornerback . . . Played both defensive back and receiver last year . . . 10th player selected in the draft, on choice awarded to Detroit as compensation in Ron Jessie's move to Los Angeles . . . Played in East-West Shrine game and Senior Bowl . . . Native of Silsbee, Texas . . . Business administration major.

## MEL JACOBS

**Wide Receiver—San Diego State—1st Year**  
**Height 5-10—Weight 175—Drafted '76, 13th round**  
**Born San Diego, California, August 14, 1953**



Speedy pass-catcher who also starred as specialist in returning punts and kickoffs last year . . . Scored two TDs by receiving last year and one each in punt and kickoff runbacks . . . Ran track in high school as a 100-yard dashman . . . Went to junior college in California before going to SDS . . . Had 31.6 average in kickoff returns in '75.

## LEANELL JONES

**Tight End—Long Beach State—1st Year**  
**Height 6-3—Weight 230—Drafted '76, 9th round**  
**Born Oakland, California, June 28, 1952 (24)**



Played alongside fellow draftee Russ Bolinger last year to lead team to 9-2 record . . . Caught 12 passes for 12.2 average in '75 . . . Made all-conference team last year . . . Played fullback in junior college and was top scorer in nation in '72 . . . Was all-league fullback in high school in Oakland . . . Nickname is "Nell".

## **KEN LONG**

**Guard—Purdue—1st Year**

**Height 6-3—Weight 265—Drafted '76, 2nd round**

**Born Pittsburgh, Pennsylvania, July 24, 1953**

Second-round choice who will shift to guard after starring at tackle for three years at Purdue . . . Boilermaker captain as senior who played in Blue-Gray and Senior Bowl games after last season . . . Started 24 games during college career which followed stellar high school play in Ohio . . . Native of Pittsburgh who lives in Ravenna, Ohio, and is of Irish-Polish-German descent.



## **CRAIG McCURDY**

**Linebacker—William & Mary—1st Year**

**Height 6-2—Weight 210—Drafted '76, 16th round**

**Born Pittsburgh, Pennsylvania, September 16, 1954**

Co-captain and defensive leader of William & Mary team last year . . . Ranked as one of the top linebackers in Southern Conference . . . Defensive signal-caller for three years . . . In on 94 tackles in 1975 . . . Best collegiate game was in '74 when he made 25 tackles vs. Furman . . . Native of Pittsburgh.



## **JIM MEEKS**

**Defensive Back—Boise State—1st Year**

**Height 6-3—Weight 200—Drafted '76, 17th round**

**Born Jerome, Idaho, August 12, 1953**

Co-captain of college team last year . . . Defensive leader with four interceptions and 45 solo tackles . . . Played four years at Boise State with team going to the Camilia Bowl in his first year . . . Plays free safety . . . From Jerome, Idaho . . . Sat out '74 season, but came back to finish college career strongly.



## **STEADMAN SCAVELLA**

**Linebacker—Miami (Florida)—1st Year**

**Height 6-1—Weight 230—Drafted '76, 5th round**

**Born West Palm Beach, Florida, January 31, 1954 (22)**

Will work at linebacker position after playing defensive end for three collegiate seasons . . . Starred at Miami in '75, leading team in quarterback sacks and fumble recoveries . . . Made several all-star teams last year which was highlighted by outstanding game versus Oklahoma . . . Also starred in track as weightman in high school in his native state of Florida.



## **GARY SHUGRUE**

**Defensive End—Villanova—1st Year**

**Height 6-5—Weight 240—Drafted '76, 11th round**

**Born Rockville Center, New York, March 11, 1954 (22)**

Big defensive player who played both as a linebacker and as a lineman in college . . . Mentioned as All-East player by both press and conference . . . Led team in quarterback sacks last year . . . Starred in upset win over Army by leading in tackles and getting three sacks.



## TRENT SMOCK

**Wide Receiver—Indiana—1st Year**

**Height 6-4—Weight 210—Drafted '76, 15th round**

**Born Lansing, Michigan, August 28, 1954**

15th round choice who was Indiana's leading receiver as well as the Hoosiers' punter last year . . . Averaged 16 yards a catch on 92 receptions in college career . . . Led team in receiving three straight years . . . Had long gains of 90 and 80 yards . . . Punted 45 times in '75 for 39.5 average with no blocks . . . Exceptional high school athlete in Richmond, Indiana, who was all-state and all-America in both football and basketball.



## RICH SORENSON

**Kicker—Chico State—1st Year**

**Height 6-2—Weight 200—Drafted '76, 8th round**

**Born Chico, California, July 13, 1954**

Kicker who was picked in the eighth round . . . Holds six kicking records at California State, Chico . . . Place-kicked all four college years and also punted last two seasons . . . Kicked 32 field goals in college career, longest was 50 yards last year when he had one-year high of 13 . . . All-around high school athlete in Chico with letters-in golf, baseball and basketball as well as football.



## GARTH TEN NAPEL

**Linebacker—Texas A&M—1st Year**

**Height 6-1—Weight 210—Drafted '76, 7th round**

**Born Los Angeles, California, March 27, 1954 (22)**

Selected on several all-America squads following outstanding year as senior . . . Team lost only once, in final game to Arkansas . . . Led A&M in defensive statistics . . . Played in Liberty Bowl and Senior Bowl last year . . . Named defensive player of year in conference . . . Of Dutch descent, native of Los Angeles.



## JOHN WOODCOCK

**Defensive Tackle—Hawaii—1st Year**

**Height 6-3—Weight 240—Drafted '76, 3rd round**

**Born Eureka, California, March 19, 1954 (22)**

Led college team in defensive statistics last two years . . . Played in East-West Shrine game and Hula Bowl . . . Spearhead of Hawaii's defensive unit for two years after transferring from the University of New Mexico where he was all-conference . . . Attended high school in his native California.



# 1976 LIONS' VETERANS ROSTER

| No. | Name              | Pos. | Ht.  | Wt. | Birthdate | NFL<br>Year | College               |
|-----|-------------------|------|------|-----|-----------|-------------|-----------------------|
| 20  | Barney, Lem       | CB   | 6-0  | 190 | 9-8-45    | 10          | Jackson State         |
| 62  | Boden, Lynn       | G    | 6-5  | 270 | 6-5-53    | 2           | South Dakota State    |
| 43  | Briscoe, Marlin   | WR   | 5-11 | 180 | 9-10-45   | 9           | Nebraska-Omaha        |
| 24  | Bussey, Dexter    | RB   | 6-1  | 210 | 3-11-52   | 3           | Texas Arlington       |
| 29  | Davis, Ben        | CB   | 5-11 | 180 | 10-30-45  | 10          | Defiance              |
| 68  | Dennis, Guy       | G    | 6-2  | 250 | 2-28-47   | 8           | Florida               |
| 32  | Dunlap, Leonard   | CB   | 6-2  | 200 | 6-25-49   | 6           | North Texas State     |
| 78  | English, Doug     | DT   | 6-5  | 245 | 8-25-53   | 2           | Texas                 |
| 44  | Farmer, George    | WR   | 6-4  | 215 | 4-19-48   | 7           | UCLA                  |
| 89  | Franklin, Dennis  | WR   | 6-1  | 185 | 8-24-53   | 2           | Michigan              |
| 76  | Freitas, Rockne   | T    | 6-6  | 275 | 9-7-45    | 9           | Oregon State          |
| 74  | Hand, Larry       | DT   | 6-4  | 245 | 7-10-40   | 12          | Appalachian State     |
| 58  | Hennigan, Mike    | LB   | 6-2  | 225 | 10-24-51  | 4           | Tennessee Tech.       |
| 71  | Hertwig, Craig    | T    | 6-8  | 270 | 1-15-52   | 2           | Georgia               |
| 60  | Hicks, R. W.      | C    | 6-4  | 250 | 1-4-51    | 2           | Humboldt State        |
| 30  | Hooks, Jim        | RB   | 5-11 | 225 | 10-23-51  | 4           | Central State (Okla.) |
| 70  | Howard, Billy     | DE   | 6-4  | 255 | 7-17-50   | 3           | Alcorn A&M            |
| 45  | Jarvis, Ray       | WR   | 6-0  | 190 | 2-2-49    | 6           | Norfolk State         |
| 26  | Jauron, Dick      | S    | 6-0  | 190 | 10-7-50   | 4           | Yale                  |
| 23  | Johnson, Levi     | CB   | 6-3  | 200 | 10-30-50  | 4           | Texas A&I             |
| 25  | King, Horace      | RB   | 5-10 | 210 | 3-5-53    | 2           | Georgia               |
| 66  | Kowalkowski, Bob  | G    | 6-3  | 245 | 11-5-43   | 11          | Virginia              |
| 11  | Landry, Greg      | QB   | 6-4  | 205 | 12-18-46  | 9           | Massachusetts         |
| 52  | Laslavic, Jim     | LB   | 6-2  | 240 | 10-24-51  | 4           | Penn State            |
| 12  | Mann, Errol       | K    | 6-0  | 205 | 6-27-41   | 9           | North Dakota          |
| 87  | McMichael, Al     | TE   | 6-4  | 230 | 4-11-49   | 1           | Southern Cal          |
| 83  | Mitchell, Jim     | DE   | 6-3  | 250 | 9-15-48   | 7           | Virginia State        |
| 63  | Morris, Jon       | C    | 6-4  | 250 | 4-5-42    | 13          | Holy Cross            |
| 19  | Munson, Bill      | QB   | 6-2  | 200 | 8-11-41   | 13          | Utah State            |
| 50  | Naumoff, Paul     | LB   | 6-1  | 215 | 7-3-45    | 10          | Tennessee             |
| 55  | O'Neil, Ed        | LB   | 6-3  | 235 | 9-8-52    | 3           | Penn State            |
| 80  | Orvis, Herb       | DT   | 6-5  | 245 | 10-17-46  | 5           | Colorado              |
| 36  | Owens, Steve      | RB   | 6-2  | 215 | 12-9-47   | 7           | Oklahoma              |
| 72  | Price, Ernie      | DE   | 6-4  | 245 | 9-20-50   | 4           | Texas A&I             |
| 14  | Reed, Joe         | QB   | 6-1  | 195 | 1-8-48    | 5           | Mississippi State     |
| 53  | Roundtree, Andre  | LB   | 6-3  | 220 | 7-1-53    | 1           | Iowa State            |
| 88  | Sanders, Charlie  | TE   | 6-4  | 230 | 8-25-46   | 9           | Minnesota             |
| 82  | Sanders, Ken      | DE   | 6-5  | 245 | 8-22-50   | 5           | Howard Payne          |
| 86  | Staggers, Jon     | WR   | 5-10 | 185 | 12-14-48  | 7           | Missouri              |
| 57  | Strinko, Steve    | LB   | 6-3  | 235 | 10-5-52   | 1           | Michigan              |
| 42  | Taylor, Altie     | RB   | 5-10 | 200 | 9-29-47   | 8           | Utah State            |
| 33  | Thompson, Bobby   | RB   | 5-11 | 195 | 1-16-47   | 2           | Oklahoma              |
| 39  | Thompson, Leonard | RB   | 5-10 | 190 | 7-28-52   | 2           | Oklahoma State        |
| 21  | Thrower, Jim      | DB   | 6-2  | 195 | 11-6-47   | 7           | East Texas State      |
| 49  | Walton, Larry     | WR   | 6-0  | 185 | 2-8-47    | 8           | Arizona State         |
| 59  | Weaver, Charlie   | LB   | 6-2  | 225 | 7-12-49   | 6           | Southern Cal.         |
| 18  | Weaver, Herman    | P    | 6-4  | 210 | 11-17-48  | 7           | Tennessee             |
| 40  | West, Charlie     | S    | 6-1  | 190 | 8-31-46   | 9           | Texas El Paso         |
| 75  | Yarbrough, Jim    | T    | 6-5  | 265 | 10-28-46  | 8           | Florida               |


## LEM BARNEY

**Defensive Back—Jackson State—10th Year**

**Ht. 6-0—Wt. 190—Drafted '67, 2nd round**

**Born Gulfport, Mississippi, September 8, 1945**

Capped strong personal comeback last year with selection to Pro Bowl . . . Intercepted five passes in 1975, most in five years . . . Took over second place in Lions' history in career interceptions with 51 . . . 12 yards in interception returns this season will make him only fifth player in NFL history to hit 1,000 mark in this category . . . Started and played ten games last year at left cornerback position . . . Missed four games with shoulder and thigh injuries . . . Ten-year man in 1976 who is nearing 4,000-yard mark in total yards compiled in career . . . Has scored 13 touchdowns as pro (10 in regular season play), but has not run for a TD in three years . . . Defensive captain of the '75 Lions . . . Tied as second leading active interceptor in NFC . . . Only one other player has scored more than his six TDs by interception returns . . . In top ten among active NFC players in both punt returns and kickoff returns . . . Has missed 12 games in nine-year career . . . "Barney, LCB" has been Detroit standby since 1967 . . . Little-known second-round draft choice made it big right away, making ten interceptions and being named rookie-of-the-year . . . Has made All-Pro selections three times, 1968, '69, and '72 . . . Has played in six Pro Bowls, 1968-70, '73-74, and last season . . . Played key role in comeback win for NFC in Pro Bowl game last January . . . Versatile, talented athlete who has handled ball in seven different ways in career . . . Has totaled 3,866 yards as "offensive" player . . . Was All-Conference selection in college at Jackson State three years with 11 interceptions in standout senior year . . . Detroit resident with wife, Martha, and children, Lem III, 7, and Letrese, 2.



# 20


| YEAR          | GP         | INTERCEPTIONS |            |             |            |          | KICKOFF RETURNS |             |             |            |          | PUNT RETURNS |             |            |           |            |          |
|---------------|------------|---------------|------------|-------------|------------|----------|-----------------|-------------|-------------|------------|----------|--------------|-------------|------------|-----------|------------|----------|
|               |            | NO.           | YDS        | AVE         | L          | TD       | NO.             | YDS         | AVE         | L          | TD       | NO.          | YDS         | AVE        | FC        | L          | TD       |
| 1967          | 14         | 10            | 232        | 23.2        | 71†        | 3        | 5               | 87          | 17.4        | 25         | 0        | 4            | 14          | 3.5        | 8         | 6          | 0        |
| 1968          | 14         | 7             | 82         | 11.7        | 62         | 0        | 25              | 670         | 26.8        | 98†        | 1        | 13           | 79          | 6.1        | 14        | 18         | 0        |
| 1969          | 13         | 8             | 126        | 15.8        | 32         | 0        | 7               | 154         | 22.0        | 32         | 0        | 9            | 191         | 21.2       | 5         | 74†        | 1        |
| 1970          | 13         | 7             | 168        | 24.0        | 49†        | 2        | 2               | 96          | 48.0        | 74         | 0        | 25           | 259         | 10.4       | 3         | 65         | 1        |
| 1971          | 9          | 3             | 78         | 26.0        | 28†        | 1        | 9               | 222         | 24.7        | 48         | 0        | 14           | 122         | 8.7        | 2         | 38         | 0        |
| 1972          | 14         | 3             | 88         | 29.3        | 64         | 0        | 1               | 17          | 17.0        | 17         | 0        | 15           | 108         | 7.2        | 8         | 26         | 0        |
| 1973          | 14         | 4             | 130        | 32.5        | 38         | 0        | 1               | 28          | 28.0        | 28         | 0        | 27           | 231         | 8.6        | 7         | 42         | 0        |
| 1974          | 13         | 4             | 61         | 15.3        | 39         | 0        | 0               | 0           | 0.0         | 0          | 0        | 5            | 37          | 7.4        | 1         | 11         | 0        |
| 1975          | 10         | 5             | 23         | 4.6         | 13         | 0        | 0               | 0           | 0.0         | 0          | 0        | 8            | 80          | 10.0       | 3         | 30         | 0        |
| <b>Totals</b> | <b>114</b> | <b>51</b>     | <b>988</b> | <b>19.4</b> | <b>71†</b> | <b>6</b> | <b>50</b>       | <b>1274</b> | <b>25.5</b> | <b>98†</b> | <b>1</b> | <b>120</b>   | <b>1121</b> | <b>9.3</b> | <b>51</b> | <b>74†</b> | <b>2</b> |

### "LEM'S GEMS"

(A Summary of Lem Barney's 13 Touchdowns)

| DATE     | OPPONENT                  | PLAY                      | YARDS |
|----------|---------------------------|---------------------------|-------|
| 9-17-67  | at Green Bay              | Interception Return       | 24    |
| 10-22-67 | Atlanta                   | Interception Return       | 45    |
| 12-17-67 | Minnesota                 | Interception Return       | 71    |
| 10-27-68 | San Francisco             | Field Goal Attempt Return | 94    |
| 11- 3-68 | at Los Angeles            | Kickoff Return            | 98    |
| 8-30-69* | Washington—(at Tampa)     | Field Goal Attempt Return | 77    |
| 9- 6-69* | Philadelphia—(at Raleigh) | Interception Return       | 95    |
| 9-28-69  | New York Giants           | Punt Return               | 74    |
| 9-20-70  | at Green Bay              | Interception Return       | 40    |
| 9-27-70  | Cincinnati                | Punt Return               | 61    |
| 12-20-70 | Green Bay                 | Interception Return       | 49    |
| 10-17-71 | at Houston                | Interception Return       | 28    |
| 8- 5-72* | Miami                     | Interception Return       | 38    |

\*Pre-season




## LYNN BODEN

**Guard—South Dakota State—2nd Year**  
**Ht. 6-5—Wt. 270—Drafted '75, 1st round**  
**Born Osceola, Nebraska, June 5, 1953 (23)**

First-round draft pick in '75 who became a starter in third game of regular season after injury to Gordon Jolley . . . Outstanding performance as starter at left guard position remainder of season . . . Earned spots on both the Professional Football Writers and UPI All-Rookie teams . . . Played in all 14 games at guard and on special teams . . . Co-captain of SDSU team senior year . . . Named to All-North Central Conference team and elected most valuable lineman in the conference . . . Played tackle in college . . . Has degree in physical education . . . Single . . . Name pronounced "Bo-DEEN".

# 62



## MARLIN BRISCOE

**Wide Receiver—Nebraska-Omaha—9th Yr. (2nd—Lions)**  
**Ht. 5-11—Wt. 180—Drafted '68, 14th round (Denver)**  
**Born Oakland, California, September 10, 1945**

Veteran wide receiver who joined Lions last October as free agent . . . Was third on team in receptions . . . In best game of season, scored twice against Chicago . . . Scored TDs in each of last three games . . . Released by San Diego after signing as free agent at start of '75 season . . . Played three games for Chargers, eight for Lions . . . Acquired by St. Louis in '74 trade from Miami . . . Signed with Miami after playing out option with Buffalo in '72 . . . Went to Denver as quarterback in '68 . . . Played on Dolphins' 1972-73 Super Bowl teams . . . Led AFC in receiving in '70, led Bills again in '71 . . . Played in Pro Bowl following '70 season . . . Was NAIA All-America quarterback at Omaha . . . Single . . . Lives in Omaha.

# 43

| YEAR   | TEAM  | GP | RECEIVING |      |      |     |    | RUSHING |     |      |    |    |
|--------|-------|----|-----------|------|------|-----|----|---------|-----|------|----|----|
|        |       |    | NO.       | YDS  | AVE  | L   | TD | NO.     | YDS | AVE  | L  | TD |
| 1968   | Denv. | 11 | 0         | 0    | 0.0  | 0   | 0  | 41      | 308 | 7.5  | 34 | 3  |
| 1969   | Buff  | 14 | 32        | 532  | 16.6 | 50  | 5  | 0       | 0   | 0.0  | 0  | 0  |
| 1970   | Buff  | 14 | 57        | 1036 | 18.2 | 48  | 8  | 3       | 19  | 6.3  | 11 | 0  |
| 1971   | Buff  | 14 | 44        | 603  | 13.7 | 75† | 5  | 0       | 0   | 0.0  | 0  | 0  |
| 1972   | Mia   | 10 | 16        | 279  | 17.4 | 51† | 4  | 0       | 0   | 0.0  | 0  | 0  |
| 1973   | Mia   | 14 | 30        | 447  | 14.9 | 53  | 2  | 2       | -5  | -2.5 | 2  | 0  |
| 1974   | Mia   | 4  | 11        | 132  | 12.0 | 20  | 1  | 1       | 17  | 17.0 | 17 | 0  |
| 1975   | SD    | 3  | 2         | 25   | 12.5 | 13  | 0  | 0       | 0   | 0.0  | 0  | 0  |
| 1975   | DET   | 8  | 22        | 347  | 15.8 | 59† | 4  | 2       | -3  | 0.0  | 6  | 0  |
| Totals |       | 92 | 214       | 3401 | 15.9 | 75† | 29 | 49      | 336 | 6.9  | 34 | 3  |


### '75 LIONS NFC RANKS, TOP 6 CATEGORIES & '74 COMPARISONS

Total Defense: 4th, improved from 12th in 1974  
 Rushing Defense: 6th, improved from 12th in '74  
 Passing Defense: 4th, improved from 9th in '74  
 Total Offense: 8th, improved from 9th in '74  
 Rushing Offense: 4th, improved from 12th in '74  
 Passing Offense: 11th, down from 5th in '74

## DEXTER BUSSEY

**Running Back—Texas Arlington—3rd Year**  
**Ht. 6-1—Wt. 195—Drafted '74, 3rd round**  
**Born Dallas, Texas, March 11, 1952 (24)**

Led team in rushing last year with 696-yard season . . . Named most valuable offensive player . . . Ranked eighth in the NFC . . . Gained 401 yards in second half of season to show great future promise . . . Scored four touchdowns in '75, 2 on ground and 2 by air . . . Against 49ers, caught one-yard pass and dashed 64 more for thrilling 65-yard TD . . . Ran for 79 yards at Kansas City for best day . . . Started all but one game at halfback . . . Missed first Chicago match with bruised thigh . . . Only carried nine times as rookie, gained 22 yards . . . Had left knee surgery in 1974 training camp . . . Then spent season as backup running back . . . As collegian, gained over 3,000 yards in total offense, 1,843 as runner . . . All Southland Conference choice in both junior and senior year . . . Lives in Dallas with wife, Kay, and son, Cobey, 5.



# 24


| YEAR   | GP | RUSHING |     |     |     |    |
|--------|----|---------|-----|-----|-----|----|
|        |    | NO.     | YDS | AVE | LG  | TD |
| 1974   | 11 | 9       | 22  | 2.4 | 9   | 0  |
| 1975   | 13 | 157     | 696 | 4.4 | 32† | 2  |
| Totals | 24 | 166     | 718 | 4.3 | 32† | 2  |

| NO. | YDS | AVE  | LG  | TD |
|-----|-----|------|-----|----|
|     |     |      |     |    |
| 4   | 24  | 6.0  | 8   | 0  |
| 14  | 175 | 12.5 | 65† | 2  |
| 18  | 199 | 11.1 | 65† | 2  |

## BEN DAVIS

**Defensive Back—Defiance—10th Year (3rd with Lions)**  
**Ht. 5-11—Wt. 180—Drafted '67, 17th round (Cleveland)**  
**Born Birmingham, Alabama, October 30, 1945**

Capable reserve defensive back who had tough luck with injuries in 1975 . . . Underwent two different operations, one for fractured thumb and one for fractured wrist . . . Suffered thumb injury in first pre-season game and missed all rest of training games . . . Came back for opener and blocked punt against Packers . . . Hurt wrist in second Green Bay game and missed three games . . . Big day came against former team, the Browns, when he intercepted pass and went 67 yards for a touchdown . . . Made three starts in '75, working at left corner in Lem Barney's spot . . . Had started three games in 1974, at the right cornerback position . . . Also recovered two opponent fumbles last year . . . Has intercepted at least one pass in each active season . . . Acquired in '74 for fifth-round draft choice . . . Comes from small Defiance (Ohio) College . . . Led NFL in punt returns in rookie year and intercepted eight passes in second year . . . Missed all of '69 season due to two knee operations . . . Lives in Cleveland suburb with wife, Sylvia, and son, Benjy, 5, and daughter, Nicole, born last August.



# 29

| YEAR   | TEAM | INTERCEPTIONS |     |     |      |     |    |
|--------|------|---------------|-----|-----|------|-----|----|
|        |      | GP            | NO. | YDS | AVE  | L   | TD |
| 1967   | Clev | 14            | 1   | 9   | 9.0  | 9   | 0  |
| 1968   | Clev | 14            | 8   | 162 | 20.3 | 44  | 0  |
| 1969   | Clev | 0             | 0   | 0   | 0.0  | 0   | 0  |
| 1970   | Clev | 7             | 1   | 0   | 0.0  | 0   | 0  |
| 1971   | Clev | 13            | 2   | 18  | 9.0  | 15  | 0  |
| 1972   | Clev | 14            | 3   | 10  | 3.3  | 10  | 0  |
| 1973   | Clev | 13            | 2   | 33  | 16.5 | 20  | 0  |
| 1974   | DET  | 10            | 1   | 14  | 14.0 | 14  | 0  |
| 1975   | DET  | 11            | 1   | 67  | 67.0 | 67† | 1  |
| Totals |      | 96            | 19  | 313 | 16.5 | 67† | 1  |




## **GUY DENNIS**

**Guard-Center—Florida—8th Year (4th with Lions)**  
**Ht. 6-2—Wt. 250—Drafted '69, 5th round (Cincinnati)**  
**Born Walnut Hill, Florida, February 28, 1947 (29)**

Versatile offensive lineman who can play either guard or center . . . Worked as backup guard in '75, seeing spot action in 12 games . . . Missed opening two games after leaving camp following first pre-season game . . . Started five times in '74, four at guard and one at center . . . Acquired as free agent after four games in '73 . . . Started eight of final ten games that season at guard . . . Captain and All-America in senior year at Florida . . . Member of University of Florida's Athletic Hall of Fame . . . Lives in Florida with wife, Suzanne.

# 68



## **LEONARD DUNLAP**

**Defensive Back—North Texas St.—6th Yr. (2nd with Lions)**  
**Ht. 6-2—Wt. 200—Drafted '71, 1st round (Baltimore)**  
**Born Monroe, Louisiana, June 25, 1949 (27)**

Back-up cornerback acquired as free agent before sixth game last season . . . Played at both cornerback and on special teams before being sidelined with a hamstring pull . . . Baltimore's first round draft pick in 1971 . . . Traded to San Diego in '72 . . . Acquired by N.Y. Giants in '75 in trade for draft choice . . . Starred at Kilgore Junior College before transferring to North Texas State . . . Lives in Houston with wife, Kitty, and son, Elliotte.

# 32



## **DOUG ENGLISH**

**Defensive Tackle—Texas—2nd Year**  
**Ht. 6-5—Wt. 245—Drafted '75, 2nd round**  
**Born Dallas, Texas, August 25, 1953**

Young giant drafted in second round in '75 . . . Saw action as back-up to tackles Herb Orvis and Larry Hand . . . Also performed well on special teams . . . Credited with two blocked punts . . . One of Longhorns' tri-captains in '74 . . . Played on 3 SWC championship teams at Texas . . . Made All-SWC, AP and UPI teams . . . Runs 4.9 40-yard dash . . . Completed BA degree in history at Texas during off-season . . . Single.

# 78

## GEORGE FARMER

**Wide Receiver—UCLA—7th Year (2nd with Lions)**  
**Ht. 6-4—Wt. 215—Drafted '70, 3rd round (Chicago)**  
**Born Chattanooga, Tennessee, April 19, 1948 (28)**

Signed as free agent in mid-season . . . Saw limited action with Bears early in the season before joining Lions . . . Started 2 games with Detroit, saw action rest of season as back-up receiver and on special teams . . . Third-round draft pick of Chicago in '70 . . . Best season as Bear came in '71 with 46 catches for 737 yards in 5 TDs . . . Lettered in football three years at UCLA . . . Was reserve on school's 1968-69 championship basketball teams . . . Lives in Los Angeles.



**44**

| YEAR   | TEAM | GP | RECEIVING |      |      | L   | TD |
|--------|------|----|-----------|------|------|-----|----|
|        |      |    | NO.       | YDS. | AVE  |     |    |
| 1970   | Chi  | 11 | 31        | 496  | 16.0 | 60  | 2  |
| 1971   | Chi  | 14 | 46        | 737  | 16.0 | 64  | 5  |
| 1972   | Chi  | 14 | 14        | 380  | 27.1 | 85† | 2  |
| 1973   | Chi  | 14 | 15        | 219  | 14.6 | 25  | 1  |
| 1974   | Chi  | 11 | 5         | 45   | 9.0  | 17  | 0  |
| 1975   | Chi  | 2  | 2         | 32   | 16.0 | 16  | 0  |
| 1975   | DET  | 6  | 6         | 86   | 14.3 | 22  | 0  |
| Totals |      | 70 | 117       | 1963 | 16.8 | 85† | 10 |

### 1976 LIONS' PRONUNCIATION GUIDE

Boden—Bo-DEEN

Freitas—FRAY-tus

Jauron—Ja-RON

Kowalkowski—Ko-wall-KOW-ski

Laslavic—LASS-la-vic

Naumoff—NEW-moff

## DENNIS FRANKLIN

**Wide Receiver—Michigan—2nd Year**  
**Ht. 6-1—Wt. 185—Drafted '75, 6th round**  
**Born Masillon, Ohio, August 24, 1953**

Michigan's star quarterback drafted in the 6th round last year . . . Moved to wide receiver position with Lions . . . Started first two games of season, saw limited action in two others . . . Sustained a concussion in Atlanta game, subsequently placed on injured reserve list due to recurring viral infection . . . Led Michigan team to 10-1 season in '74, losing only to Ohio State . . . Named to AP's All-Big Ten second team . . . Running QB who rushed more (352 carries) than he threw (294 passes) in UM career . . . Lives in Detroit area . . . Single.



**89**

| YEAR | GP | RECEIVING |      |      | AVE. | LG | TD |
|------|----|-----------|------|------|------|----|----|
|      |    | NO.       | YDS. |      |      |    |    |
| 1975 | 4  | 5         | 109  | 21.8 | 36   | 0  |    |



76

### ROCKNE FREITAS

**Offensive Tackle—Oregon State—9th Year**  
**Ht. 6-6—Wt. 275—Drafted '67, 3rd round (Pittsburgh)**  
**Born Kaikua, Hawaii, September 7, 1945**

Fixture on right side of Lions' offensive line for past seven seasons . . . Has started 99 straight games at right tackle . . . Played 100th game last year, 24th Lion to do so . . . Joined Detroit in 1967 after being cut by Steelers . . . Spent that year on taxi squad . . . Played in five of 13 games in '68 before getting starting assignment in final game . . . Voted Lions' MVP on offense in 1972 . . . Named to Pro Bowl that season, but missed game due to death in family . . . Was center in college at Oregon State . . . Played in 1965 Rose Bowl against Michigan . . . Name pronounced FRAY-tus . . . Outstanding high school athlete in native Hawaiian Islands . . . Named by father who admired Notre Dame's Knute Rockne . . . Nicknamed Rocky or Rock . . . Middlename is Crowninburg . . . Has BS degree from college . . . Hobbies are skin-diving and weight-lifting . . . Strongest man on team, can bench-press 475 pounds . . . Married last February to Leinaala ('Ala') Lundberg of Honolulu, women's paddle-ball champion of Hawaii . . . The new Mr. & Mrs. Freitas live in Honolulu.

### LARRY HAND

**Defensive Tackle—Appalachian State—12th Year**  
**Ht. 6-4—Wt. 250—Drafted '64, 10th round (as future)**  
**Born Paterson, New Jersey, July 10, 1940 (36)**

Switched to defensive tackle last year after ten years at right end . . . Played strongly in middle and led team in quarterback sacks for second time in last three years . . . Senior member of team in both age and years with Lions . . . Has played 140 games in Detroit career and only five other Lions have been in more games . . . Missed only 14 games, 13 in 1968 after knee injury and operation in opening game, and one in '74 . . . Spoiled unique perfect record last year when he failed to score on an interception . . . Previously had scored TDs on each of three interceptions . . . Stole pass against Chicago last year and returned it 38 yards . . . Did score in '75, but 57-yard fumble recovery TD return came in pre-season game versus Cincinnati . . . Tallied twice in '67 on short interceptions and once in '70 on long return . . . Took over regular defensive end position in second year after understudying Sam Williams as rookie . . . Voted Lions' defensive MVP in 1972 . . . Drafted in 1964 for future delivery after small college All-American career at Appalachian State (Boone, N.C.) . . . Following high school in Butler, N.J., went into construction work as brickmason for two years . . . Avid outdoorsman who spends free time hunting and fishing . . . Lives in Detroit-area with wife, Darlene, and daughter, Shakira, 1.



74


#### INTERCEPTIONS

| YEAR   | GP  | NO. | YDS. | LG. | TD |
|--------|-----|-----|------|-----|----|
| 1965   | 14  | 0   | 0    | 0   | 0  |
| 1966   | 14  | 0   | 0    | 0   | 0  |
| 1967   | 14  | 2   | 6    | 4†  | 2  |
| 1968   | 1   | 0   | 0    | 0   | 0  |
| 1969   | 14  | 0   | 0    | 0   | 0  |
| 1970   | 14  | 1   | 62   | 62† | 1  |
| 1971   | 14  | 0   | 0    | 0   | 0  |
| 1972   | 14  | 0   | 0    | 0   | 0  |
| 1973   | 14  | 0   | 0    | 0   | 0  |
| 1974   | 13  | 0   | 0    | 0   | 0  |
| 1975   | 14  | 1   | 38   | 38  | 0  |
| Totals | 140 | 4   | 106  | 62† | 3  |

## MIKE HENNIGAN

**Linebacker—Tennessee Tech—4th Year**  
**Ht. 6-2—Wt. 230—Drafted '73, 4th round**  
**Born Davenport, Iowa, October 24, 1951**

Injured right knee in fourth game last year . . . Had surgery and was placed on injured reserve list for season . . . Also had operation on shoulder in off-season . . . Was working on special teams and as fourth linebacker in special formations . . . Key member of special teams in 1974 . . . Second in tackles and named top special-team player three times . . . Got into all games in '74 and saw action at linebacker in four games . . . Played in eight games as rookie . . . First of three Detroit draft picks in fourth round in 1973 . . . Started college career at Parsons College (Iowa) before transferring to Tennessee Tech . . . Defensive star of Tech's '72 team which won Conference title and went to bowl game . . . Has BS degree from Tech . . . Resides in Washington, Iowa, with wife, Cindy.



**58**

## CRAIG HERTWIG

**Offensive Tackle—Georgia—2nd Year**  
**Ht. 6-8—Wt. 285—Drafted '75, 4th round**  
**Born Macon, Georgia, January 15, 1952 (24)**

Fourth-round draft choice of Lions last year . . . Reserve tackle and member of special teams . . . Largest player on the team—and still growing . . . Offensive co-captain at Georgia . . . Named to Associated Press first All-America team and NEA's second . . . Made All-Southeastern Conference team, AP and UPI . . . Played in Senior Bowl . . . Lives in Macon, Georgia . . . Single.



**71**

## RICHARD HICKS

**Center—Humboldt State—2nd Year**  
**Ht. 6-4—Wt. 250—Free Agent '74 (Denver)**  
**Born Cleveland, Ohio, January 4, 1951 (25)**

Joined Lions as free agent prior to start of '75 season . . . Saw action in all 14 games as kick-center and punt-center . . . Signed with Denver as free agent in '74 . . . In Cincinnati Bengals' camp in '75 before coming to Detroit . . . 4-letterman and All-Conference at Humboldt State which is located in Arcata, Cal. . . Has degree in political science . . . Lives in Los Angeles during off-season . . . Goes by initials, R.W.



**60**

## JIM HOOKS

Running Back—Central State (Okla.)—4th Year

Ht. 5-11—Wt. 220—Drafted '73, 4th round

Born Oklahoma City, Oklahoma, October 23, 1951

Called upon as runner in only one game last year . . . Carried ball four times in first Chicago game . . . Played in 12 games in all as member of special teams . . . Missed two games with shoulder injury . . . Underwent surgery on both knees after rookie season . . . Played in eight games in '74 with six starts . . . Didn't start as rookie, and carried ball in only six games . . . Scored total of 50 touchdowns in college . . . Averaged 145 yards a game as senior . . . Best game came against Southwest Missouri: 243 yards, 4 TDs . . . Stays in native Oklahoma in off-season with wife, Debbi, and daughter, Dacia, 3.

# 30

| YEAR   | GP | RUSHING |     |     |    |    | RECEIVING |     |     |    |    |
|--------|----|---------|-----|-----|----|----|-----------|-----|-----|----|----|
|        |    | NO.     | YDS | AVE | LG | TD | NO.       | YDS | AVE | L  | TD |
| 1973   | 11 | 19      | 110 | 5.8 | 24 | 0  | 0         | 0   | 0.0 | 0  | 0  |
| 1974   | 8  | 44      | 143 | 3.3 | 17 | 0  | 9         | 53  | 5.9 | 19 | 0  |
| 1975   | 12 | 4       | -8  | 0.0 | 3  | 0  | 1         | 5   | 5.0 | 5  | 0  |
| Totals | 31 | 67      | 245 | 3.7 | 24 | 0  | 10        | 58  | 5.8 | 19 | 0  |

## TWELVE LIONS IN MICHIGAN'S SPORTS HALL OF FAME

(Located in Cobo Hall, Detroit)

VINCE BANONIS: Player 1951-53; Elected 1975

LES BINGAMAN: Player 1948-54, Coach 1960-64; Elected 1971

DUTCH CLARK: Player 1934-38, Coach 1937-38; Elected 1959

GUS DORAIS: Coach, 1943-47; Elected 1958

RON KRAMER: Player, 1965-67; Elected 1971

BOBBY LAYNE: Player, 1950-58; Elected 1966

BUDDY PARKER: Player, 1935-36; Coach, 1950-56; Elected 1976

JOHN PINGEL: Player 1939; Elected 1973

GEORGE A. RICHARDS: Owner, 1934-39; Elected 1976

JOE SCHMIDT: Player, 1953-65, Coach, 1966-72; Elected 1970

DOAK WALKER: Player, 1950-55; Elected 1967

WHIZZER WHITE: Player, 1940-41; Elected 1962

# 70

## BILLY HOWARD

Defensive End—Alcorn A&M—3rd Year

Ht. 6-4—Wt. 245—Drafted '74, 2nd round

Born Clarksdale, Mississippi, July 17, 1950

Improving defensive lineman who shifted outside last year . . . Started 12 times at right end after spending rookie season as backup tackle . . . Missed two starts and one entire game in '75 due to foot injury . . . Made four quarterback sacks last year . . . Played strong game in opener versus Packers and went on from there . . . High draft choice after fine four-year career at Alcorn . . . As senior, named defensive lineman of year in conference and was chosen star of game in nine of ten games . . . Has BS degree from college . . . Lives in Clarksdale, Mississippi, with wife, Belinda.

## RAY JARVIS

Wide Receiver—Norfolk State—6th Year (3rd with Lions)

Ht. 6-0—Wt. 190—Drafted '71, 5th round (Atlanta)

Born Chesapeake, Virginia, February 2, 1949 (27)

Led wide receivers last year with 29 catches . . . Used good speed to average 17 yards a catch . . . Scored four touchdowns . . . Only veteran receiver to stay healthy in '75 . . . Still missed two starts with leg problems . . . Shut out in only two games . . . Equalled previous career total of five receptions in Atlanta game and played key role in victory over Falcons . . . Caught personal high of six passes in first Minnesota game for 100 yards . . . Longest reception, 62 yards, came vs. Cleveland . . . Came to Lions on waivers at end of 1974 training camp . . . Claimed from Buffalo . . . Played '73 season with Bills after trade from Atlanta . . . Played only six games in two seasons with Falcons . . . Lives in Detroit area with wife, Bettie . . . Full name is Leon Raeminton.



4!

| YEAR   | TEAM | GP | RECEIVING |     |      |    |     | KICKOFF RETURNS |      |    |    |     | PUNT RETURNS |      |     |    |    |   |
|--------|------|----|-----------|-----|------|----|-----|-----------------|------|----|----|-----|--------------|------|-----|----|----|---|
|        |      |    | NO.       | YDS | AVE  | TD | NO. | YDS             | AVE  | LG | TD | NO. | YDS.         | AVE  | FC  | LG | TD |   |
| 1971   | Atl  | 2  | 0         | 0   | 0.0  | 0  | 0   | 0               | 0.0  | 0  | 0  | 0   | 0            | 0    | 0.0 | 0  | 0  | 0 |
| 1972   | Atl  | 4  | 1         | 18  | 18.0 | 0  | 0   | 0               | 0.0  | 0  | 0  | 0   | 0            | 0    | 0.0 | 0  | 0  | 0 |
| 1973   | Buff | 12 | 1         | 12  | 12.0 | 0  | 5   | 84              | 16.8 | 25 | 0  | 0   | 0            | 0.0  | 0   | 0  | 0  | 0 |
| 1974   | DET  | 13 | 3         | 87  | 29.0 | 0  | 5   | 90              | 18.0 | 15 | 0  | 5   | 62           | 12.4 | 0   | 34 | 0  | 0 |
| 1975   | DET  | 14 | 29        | 501 | 17.3 | 4  | 0   | 0               | 0.0  | 0  | 0  | 0   | 0            | 0.0  | 0   | 0  | 0  | 0 |
| Totals |      | 45 | 34        | 618 | 18.2 | 4  | 10  | 174             | 17.4 | 25 | 0  | 5   | 62           | 12.4 | 0   | 34 | 0  | 0 |

## DICK JAURON

Defensive Back—Yale—4th Year

Ht. 6-0—Wt. 190—Drafted '73, 4th round


Born Swampscott, Massachusetts, October 7, 1950

Versatile athlete who may go back to normal offensive spot or may stay in defensive backfield . . . Was drafted as running back, and had made team there in rookie year . . . Was switched to defense and free safety during camp when injuries hit secondary . . . Made change easily and became steady defensive player . . . In '75, hurt left knee in second Chicago game and underwent surgery . . . His operation was team's 13th and last for season . . . Missed final two games and had missed two early starts with thigh bruise . . . Had not missed a game in first two years, with 12 starts at FS as rookie and all 14 in '74 . . . Made four interceptions last year, one vs. Chicago . . . Now has six of nine career thefts against Bears . . . Returned first NFL interception for 95-yard TD in Chicago . . . Voted to several All-Rookie squads in '73 . . . Credited with 440 minutes of playing time in '74, most of any Lion in recent years . . . NFC punt return leader in '74, finished second in NFL . . . Second leading active punt returner in NFC . . . Second of three fourth-round draft choices in '73 . . . Holds Yale records for most career yards, 2,947, and most career TDs, 27 . . . Was first Yale runner to gain 1,000 yards in a season, 1972 . . . Had 16 100-yard games in college . . . Named All-American in high school and was named top scholar-athlete by National Football Foundation . . . Name pronounced Ja-RON . . . Spends Off-season in native Swampscott, Massachusetts.



26

| Year   | GP | INTERCEPTIONS |      |      |     |    | PUNT RETURNS |      |      |    |    | KICKOFF RETURNS |     |      |      |    |    |
|--------|----|---------------|------|------|-----|----|--------------|------|------|----|----|-----------------|-----|------|------|----|----|
|        |    | NO.           | YDS. | AVE. | LG  | TD | NO.          | YDS. | AVE. | FC | LG | TD              | NO. | YDS. | AVE. | LG | TD |
| 1973   | 14 | 4             | 208  | 52.0 | 95† | 1  | 6            | 49   | 8.2  | 4  | 16 | 0               | 17  | 405  | 23.8 | 33 | 0  |
| 1974   | 14 | 1             | 26   | 26.0 | 26  | 0  | 17           | 286  | 16.8 | 7  | 58 | 0               | 2   | 21   | 10.5 | 21 | 0  |
| 1975   | 10 | 4             | 39   | 9.8  | 38  | 0  | 6            | 29   | 4.8  | 1  | 10 | 0               | 0   | 0    | 0.0  | 0  | 0  |
| Totals | 38 | 9             | 273  | 30.3 | 95† | 1  | 29           | 364  | 12.6 | 12 | 58 | 0               | 19  | 426  | 22.4 | 33 | 0  |



## LEVI JOHNSON

**Defensive Back—Texas A&I—4th Year**  
**Ht. 6-3—Wt. 200—Drafted '73, 3rd round**  
**Born Corpus Christi, Texas, October 30, 1950**

Scored fourth career touchdown last year on blocked punt . . . Recovered ball in end-zone for score versus Packers in opener . . . Blocked three punts in '75, all resulted in Detroit tallies . . . Scored three times in 1974, two on interceptions and one on return of missed field goal . . . Intercepted a pass in each of final three games last year . . . Led squad in minutes played in '75 for second time in three seasons . . . Has not missed a game in career and has missed only two starts, both in '74 . . . Holds down right cornerback spot, but has played free safety (two games as rookie) and left corner (twice in '74) . . . Voted Lions' most valuable player on defense in 1974 . . . Has blocked four punts in career . . . Led team in interceptions in each of first two years . . . On many All-Rookie teams in 1973 . . . Final of three Lion draft selections on third round in '73 . . . At Texas A&I in Kingsville, made All-Texas, All-Conference and NAIA All-America as senior . . . Holds college career record with 22 interceptions . . . Played high school football in Corpus Christi with Detroit teammate Ernest Price who also played at Texas A&I . . . Lives in suburban Detroit area.

**23**

| Year   | GP | INTERCEPTIONS |      |      |     |    | KICKOFF RETURNS |      |      |    |    |
|--------|----|---------------|------|------|-----|----|-----------------|------|------|----|----|
|        |    | NO.           | YDS. | AVE. | LG  | TD | NO.             | YDS. | AVE. | LG | TD |
| 1973   | 14 | 5             | 82   | 16.4 | 38  | 0  | 3               | 51   | 17.0 | 21 | 0  |
| 1974   | 14 | 5             | 139  | 27.8 | 55† | 2  | 1               | 0    | 0.0  | 0  | 0  |
| 1975   | 14 | 3             | 71   | 23.7 | 45  | 0  | 0               | 0    | 0.0  | 0  | 0  |
| Totals | 42 | 13            | 292  | 22.5 | 55† | 2  | 4               | 51   | 12.8 | 21 | 0  |

### BLOCK THAT KICK: LIONS DID IN '75

The Lions blocked nine kicks last year — five punts, two extra point tries, and two field goal attempts. In the opener vs. Green Bay, they blocked three punts and returned two of them for TDs, both feats setting NFL records. Levi Johnson got three blocks, Charlie West and Doug English two each, and Ernie Price and Ben Davis one apiece. On the negative side, Detroit had five of its kicks blocked in '75 — two field goal attempts, two extra point tries, and a punt.

**25**

## HORACE KING

**Running Back—Georgia—2nd Year**  
**Ht. 5-10—Wt. 210—Drafted '75, 6th round**  
**Born Athens, Georgia, March 5, 1953 (23)**

One of three sixth-round draft choices in '75 on choice obtained from New England in trade for Leon Crosswhite . . . Saw action in all 14 games as back-up fullback and on kickoff returns . . . Rushed for 260 yards on 61 carries and scored twice . . . Third on team last year in kickoff returns with 6 for 117 yards . . . In senior year at Georgia ranked third in scoring in Southeastern Conference with 12 touchdowns . . . Second on team in rushing in 1974, first in '73 . . . made All-SEC second team senior year . . . In best game as senior ran for 134 yards and scored 4 TDs against Mississippi . . . Single . . . Lives in Georgia during off-season.

| YEAR | GP | RUSHING |      |      |    |    | RECEIVING |      |      |    |    | KICKOFF RETURNS |      |      |    |    |
|------|----|---------|------|------|----|----|-----------|------|------|----|----|-----------------|------|------|----|----|
|      |    | NO.     | YDS. | AVE. | LG | TD | NO.       | YDS. | AVE. | LG | TD | NO.             | YDS. | AVE. | LG | TD |
| 1975 | 14 | 61      | 260  | 4.3  | 26 | 2  | 13        | 81   | 6.2  | 22 | 0  | 6               | 117  | 19.5 | 29 | 0  |

**Lions Most  
Valuable Players**

**1975 —  
Dexter Bussey  
and Paul Naumoff**

|  |                       |
|--|-----------------------|
| 1974—Bill Munson<br>and Levi Johnson   | 1966—Pat Studstill    |
| 1973—Altie Taylor<br>and Herb Orvis    | 1965—Bruce Maher      |
| 1972—Rockne Freitas<br>and Larry Hand  | 1964—Jim Gibbons      |
| 1971—Steve Owens<br>and Mike Lucci     | 1963—Earl Morrall     |
| 1970—Charlie Sanders<br>and Mike Lucci | 1962—Gail Cogdill     |
| 1969—Charlie Sanders<br>and Mike Lucci | 1961—Joe Schmidt      |
| 1968—Mel Farr and<br>Wayne Walker      | 1960—Nick Pietrosante |
| 1967—Mel Farr and<br>and Lem Barney    | 1959—Jim Martin       |
|  | 1958—Joe Schmidt      |
|  | 1957—Joe Schmidt      |
|  | 1956—Bobby Layne      |
|  | 1955—Joe Schmidt      |
|  | 1954—Bobby Layne      |
|  | 1953—Dick Stanfel     |
|  | 1952—Jim Doran        |

**BOB KOWALKOWSKI**

**Guard—Virginia—11th Year**

**Ht. 6-3—Wt. 245—Drafted '65, 7th round (as future)**

**Born Drexel Hill, Pennsylvania, November 5, 1943**

Started all 14 games in 1975 at right guard for fourth consecutive year . . . Has played 124 games in ten-year NFL career . . . Missed 16 games in 1969-70 due to knee operations . . . Led offensive players in minutes played last year for third straight season . . . Ranks 13th in Lion history in games played and will move into top ten in '76 . . . Started pro career at left guard and switched to right side in third year . . . Started all games in rookie year of 1966 after being drafted in '65 for future delivery . . . Had surgery on left knee early in '69 season and on right knee late in '70 campaign . . . Earnest worker in club's off-season strength and conditioning program and one of team's strongest players . . . Active in area civic projects and voted Lions' Man-of-the-Year in NFL contest last year . . . As top citizen-athlete, gave \$1,000 scholarship to selected local college student . . . Outstanding college player at Virginia, two-time captain . . . Name pronounced Ko-wal-KOW-ski . . . Lives in suburban Detroit area with wife, Judy, and children, Scott, 7, and Robin, 6.




**66**

**LIONS FUTURE OPPONENTS, 1977-78**

| 1977             | 1978             |
|------------------|------------------|
| Atlanta          | Chicago (2)      |
| Baltimore (AFC)  | Cincinnati (AFC) |
| Chicago (2)      | Denver (AFC)     |
| Dallas           | Green Bay (2)    |
| Green Bay (2)    | Los Angeles      |
| Minnesota (2)    | Miami (AFC)      |
| New Orleans      | Minnesota (2)    |
| Philadelphia     | New Orleans      |
| Pittsburgh (AFC) | St. Louis        |
| San Diego (AFC)  | San Francisco    |
| San Francisco    | Washington       |
| Tampa Bay*       |                  |

\*Will replace one of AFC teams on '77 schedule.



**11**

**GREG LANDRY**

**Quarterback—Massachusetts—9th Year**

**Ht. 6-4—Wt. 210—Drafted '68, 1st round**

**Born Nashua, New Hampshire, December 18, 1946**

Suffered last year through third straight season of injury problems . . . Injured left knee in sixth game and sat out rest of schedule after cartilage operation . . . Has not been able to play full season since '72 . . . Injured in mid-season of '73 and missed seven games after knee surgery . . . Fractured shoulder in final pre-season game of 1974 and didn't play until ninth game, starting final three . . . Starter for opening three games last year, holder only in games 4-5 and was in for only two series in Houston game . . . Underwent further knee surgery in January . . . Has played in 73 games and missed 39 in eight-year career . . . In 56 starts, has record of 30-23-3 . . . Started local record 41 straight games from mid-season 1970 to mid-'73 . . . In 1970, started last six games and led team to playoff berth . . . In career TD passes ranks second to Bobby Layne in Detroit history . . . Ranks fourth in attempts, completions and yards gained . . . Among active NFC passers ranks eighth . . . Is 18th leading rusher in NFC and only other quarterback ahead of him is Fran Tarkenton . . . Limited to only 20 carries last year and no touchdowns for first time in career . . . Best rushing game was in 1972 against Chicago when he carried for 87 yards and scored three TDs . . . Top passing game came in '71, 302 yards against Green Bay with four TD passes . . . Best percentage day was 20 out of 29 versus Baltimore in '73 . . . Played in 1972 Pro Bowl game . . . First quarterback in country to be drafted in '68 when Detroit picked him in first round . . . Was All-Yankee Conference quarterback in '67 and was chosen first team QB in college division of Coaches Association . . . Has BS degree from Massachusetts and is working towards a graduate degree . . . Employed by local advertising agency . . . Lives in Detroit area and is single.

| YEAR   | GP | ATT  | PASSING |      |      |     |    | RUSHING |     |     |      |      |    |    |
|--------|----|------|---------|------|------|-----|----|---------|-----|-----|------|------|----|----|
|        |    |      | COMP    | AVE  | YDS  | L   | TD | INT     | ATT | YDS | AVE  | LG   | TD |    |
| 1968   | 5  | 48   | 23      | 47.9 | 338  | 80† | 2  | 7       |     | 7   | 39   | 5.6  | 14 | 1  |
| 1969   | 10 | 160  | 80      | 50.0 | 853  | 43  | 4  | 10      |     | 33  | 243  | 7.4  | 26 | 1  |
| 1970   | 12 | 136  | 83      | 61.0 | 1072 | 58  | 9  | 5       |     | 35  | 350  | 10.0 | 76 | 1  |
| 1971   | 14 | 261  | 136     | 52.1 | 2237 | 76† | 16 | 13      |     | 76  | 530  | 7.0  | 52 | 3  |
| 1972   | 14 | 268  | 134     | 50.0 | 2066 | 82† | 18 | 17      |     | 81  | 524  | 6.5  | 38 | 9  |
| 1973   | 7  | 128  | 70      | 54.7 | 908  | 84† | 3  | 10      |     | 42  | 267  | 6.4  | 18 | 2  |
| 1974   | 5  | 82   | 49      | 59.8 | 572  | 45  | 3  | 3       |     | 22  | 95   | 4.3  | 19 | 1  |
| 1975   | 6  | 56   | 31      | 55.4 | 403  | 36  | 1  | 0       |     | 20  | 92   | 4.6  | 14 | 0  |
| Totals | 73 | 1139 | 606     | 53.2 | 8449 | 84† | 56 | 65      |     | 316 | 2140 | 6.8  | 76 | 18 |

**BEFORE THEY WERE THE LIONS . . .**

|                           |                              |
|---------------------------|------------------------------|
| Detroit Heralds, 1920-21  | (1928: 7-2-1)                |
| (1920: no standings kept) | Portsmouth Spartans, 1930-33 |
| (1921: 1-7-1)             | (1930: 5-6-3)                |
| Detroit Panthers, 1925-26 | (1931: 11-3-0)               |
| (1925: 8-2-2)             | (1932: 6-2-4)                |
| (1926: 4-6-2)             | (1933: 6-5-0)                |
| Detroit Wolverines, 1928  | DETROIT LIONS, 1934-         |

## JIM LASLAVIC

Linebacker—Penn State—4th Year

Ht. 6-2—Wt. 235—Drafted '73, 3rd round

Born Pittsburgh, Pennsylvania, October 24, 1951

Holds down key middle linebacker position . . . In third year as regular MLB following substitute role as rookie . . . Follows Detroit tradition of having Pennsylvanians in this spot . . . Predecessors are Mike Lucci and Joe Schmidt . . . Rated second in tackles last season after leading squad in '74 . . . Started all but one game in '75 . . . Saw only brief action in Thanksgiving game due to sprained ankle . . . Suffered dislocated shoulder in final game, but did not need off-season operation . . . In Lions' twin middleman setup, shared position with fellow Penn Stater, Ed O'Neil . . . One of three third-round draft choices in '73 . . . Played quarterback, fullback and tight end on 22-man high school team in Etna, Pa. . . . As collegiate senior helped Nittany Lions to 10-1 record and bowl appearance . . . Has BS degree from Penn State . . . Of Croation ancestry . . . Name pronounced LASS-la-vic . . . Married high school sweetheart, Sue Andrews of Pittsburgh, last May.



| YEAR   | INTERCEPTIONS |     |     |      |    |    |
|--------|---------------|-----|-----|------|----|----|
|        | GP            | NO. | YDS | AVE  | LG | TD |
| 1973   | 14            | 0   | 0   | 0.0  | 0  | 0  |
| 1974   | 14            | 1   | 14  | 14.0 | 14 | 0  |
| 1975   | 14            | 2   | 12  | 6.0  | 10 | 0  |
| Totals | 42            | 3   | 26  | 8.7  | 14 | 0  |

### '76 LIONS BY NFL YEAR

- 13 Morris (11 New England, 2 Detroit); Munson (9 Detroit, 4 Los Angeles)
- 12 Hand
- 11 Kowalkowski
- 10 Barney, Davis (7 Cleveland, 3 Detroit); Naumoff
- 9 Briscoe (3 Buffalo, 3 Miami, 1 Denver, 1 San Diego-Detroit, 1 Detroit); Freitas, Landry, Mann (1 Green Bay, 8 Detroit); C. Sanders, West (6 Minnesota, 3 Detroit)
- 8 Dennis (4 Cincinnati, 4 Detroit); Taylor, Walton, Yarbrough
- 7 Farmer (5 Chicago, 1 Chicago-Detroit, 1 Detroit); Mitchell, Owens, Staggers (3 Green Bay, 2 Pittsburgh, 2 Detroit); Thrower (3 Philadelphia, 4 Detroit); H. Weaver
- 6 Dunlap (3 San Diego, 2 Detroit, 1 Baltimore); Jarvis (3 Detroit, 2 Atlanta, 1 Buffalo); C. Weaver
- 5 Orvis, Reed (2 San Francisco, 1 San Francisco-Detroit, 2 Detroit); K. Sanders
- 4 Hennigan, Hooks, Jauron, Johnson, Laslavic, O'Neil, Price
- 3 Bussey, Howard
- 2 Boden, English, Franklin, Hertwig, Hicks, King, B. Thompson, L. Thompson



**12**

**ERROL MANN**

**Kicker—North Dakota—9th Year (8th with Lions)**

**Ht. 6-0—Wt. 200—Free Agent, '67 (Denver)**

**Born Breckenridge, Minnesota, June 27, 1941 (35)**

Holder of all Detroit kick-scoring career records: most points, most field goals, and most extra points . . . Broke previous total points record of 534, held by Doak Walker for 19 years . . . Fourth leading active scorer in NFC . . . Will play 100th game with Lions this year . . . Also has played two other NFL games, with Green Bay in '68 . . . Came to Detroit in 1969 as free agent, after trials with three NFL clubs . . . Has led team in scoring seven straight seasons . . . Kicked third "last-second" winning field goal last year, vs. Packers . . . Hit on 23-yarder with 13 seconds left to avoid overtime and give Lions 13-10 win . . . Did similar feat twice in '74, vs. Green Bay (9 seconds) and Giants (2 seconds) . . . Also kicked 44-yard field goal with five seconds left against Kansas City last year to send game into extra period . . . Has made Packers chief victim in career, making 27 of 38 field goal tries for 71% . . . Tenure as kicker with Lions is exceeded only by Wayne Walker who kicked in ten of his 15 Detroit seasons . . . Has led NFC in field goal percentage twice in last four years . . . Has lifetime average of 66.2, fourth highest in NFL history . . . Kicked three FGs in opener last year for ninth time in career . . . Longest boots are 52 yards, vs. St. Louis in '73, and 53 yards, vs. Miami in '71 (pre-season game) . . . Has punted once in each of last two seasons . . . Began as pro with Denver in 1967 . . . Kicked two field goals and an extra point in Broncos' historic win over Lions that pre-season . . . Tore thigh muscle later to end trial there . . . Worked with both Cleveland and Green Bay in '68 . . . Lives and works in Battle Lake, Minnesota, where he runs a 280-acre farm.

|              |      | SCORING |    |      |      |      |      |      |
|--------------|------|---------|----|------|------|------|------|------|
| YEAR         | TEAM | GP      | TD | EPA  | EP   | FGA  | FG   | PTS  |
| 1967         | Denv | 0       | 0  | 0    | 0    | 0    | 0    | 0    |
| 1968         | Clev | 0       | 0  | 0    | 0    | 0    | 0    | 0    |
| 1968         | G B  | 2       | 0  | 4'   | 4    | 3    | 0    | 4    |
| 1969         | DET  | 14      | 0  | 26   | 26   | 37   | 25   | 101  |
| 1970         | DET  | 14      | 0  | 41   | 41   | 29   | 20   | 101  |
| 1971         | DET  | 14      | 0  | 37   | 37   | 37   | 22   | 103  |
| 1972         | DET  | 14      | 0  | 39   | 38'  | 29   | 20   | 98   |
| 1973         | DET  | 8       | 0  | 14   | 14   | 19   | 13   | 53   |
| 1974         | DET  | 14      | 0  | 26   | 23   | 32   | 23   | 92   |
| 1975         | DET  | 14      | 0  | 29   | 25   | 21   | 14   | 67   |
| Totals       |      | 94      | 0  | 216  | 208  | 207  | 137  | 619  |
| with DETROIT |      | 92      | 0  | 212* | 204* | 204* | 137* | 615* |

**MANN'S FIELD GOAL SUMMARY, 1969-1975**

(Regular Season Only)

Most in One Game: 4, 4 times (see page 53)

Longest: 52, 12/2/73 at St. Louis (see page 79)

Longest Attempt: 55, 11/15/70 at Minnesota

Shortest: 10, twice—12/6/70 vs. St. Louis; 11/7/71 at Denver

Shortest Attempt: 10 (see above)

Shortest Miss: 19 (blocked), 11/27/69 vs. Minnesota

Consecutive FGs: 10, 1974 (over six games)

Consecutive Misses: 7, 1969 (over three games—3 blocked)

| DISTANCES | ATTEMPTED | MADE | MISSED | BLOCKED |
|-----------|-----------|------|--------|---------|
| 50s       | 15        | 6    | 9      | 1       |
| 40s       | 44        | 19   | 25     | 2       |
| 30s       | 77        | 50   | 27     | 6       |
| 20s       | 43        | 38   | 5      | 3       |
| 10s       | 25        | 24   | 1      | 1       |
|           | 204 (67%) | 137  | 67     | 13      |

## AL McMICHAEL

**Tight End—USC—2nd Year**

**Ht. 6-4—Wt. 230—Free Agent, 1975**

**Born Los Angeles, California, April 11, 1949 (27)**

Free agent tight end who joined Lions during '75 training camp . . . Spent some time in Miami's camp before coming to Detroit . . . Injured knee in pre-season game against Kansas City and spent season on injured reserve list . . . Played with Southern California Suns (WFL) in '74 . . . Played at USC under coach John McKay . . . Has B.A. degree in history and is nearing completion on a law degree . . . Single . . . Lives in California.



**87**

## JIM MITCHELL

**Defensive End—Virginia State—7th Year**

**Ht. 6-4—Wt. 250—Drafted '70, 3rd round**

**Born Danville, Virginia, September 15, 1948**

Hampered in effort to return to starting berth last year when he missed all but one of pre-season games . . . Sideline due to broken foot in training camp . . . Spent regular season in substitute role . . . Played in all games but started only twice, at right end . . . Has worked at three of four positions in front line . . . Played first four years at left end . . . Installed at right tackle in '74 and started all games . . . Credited with safety in '74 after blocking punt at Chicago . . . Has played 78 games in pro career, with 46 starts . . . Has college rating of "most outstanding athlete in history" at Virginia State following three years of All-Conference honors . . . First team All-America as senior in NCAA college division . . . Has degree in physical education . . . Sponsor of three children as part of "Christian Children's Fund" and "Save the Children Federation" . . . Lives in suburban Detroit with wife, Linda.



**83**

**63**

## JON MORRIS

**Center—Holy Cross—13th Year (2nd with Lions)**

**Ht. 6-4—Wt. 250—Drafted '64, 4th round (Boston)**

**Born Washington, D. C., April 5, 1942 (34)**

Joined Lions last summer in draft choice trade with New England . . . Did an outstanding job at center after succeeding long-time veteran Ed Flanagan at the position . . . Played all 14 games for the 11th time in his 12-year career . . . Missed most of '73 with knee injury . . . Ranked third on team in minutes played last season . . . Has played in 6 AFL All-Star games and has made one Pro Bowl appearance . . . Played center and linebacker at Holy Cross . . . College honors include Varsity Club athlete of the year and lineman of the year in '63, AP All-East . . . Played in College All-Star game and Senior Bowl . . . Member of Holy Cross Hall of Fame . . . Father was Washington bureau correspondent for New York Times . . . Partner in food brokerage firm in Boston . . . Lives in Boston area with wife, Gail, and children Jennifer and Jon, Jr.





**19**

**BILL MUNSON**

**Quarterback—Utah State—13th Year (9th with Lions)  
Ht. 6-2—Wt. 205—Drafted '64, 1st round (Los Angeles)  
Born Sacramento, California, August 11, 1941**

Played in only five games last year and suffered knee injury in third start . . . Had cartilage and ligament surgery after injury in sixth game at Houston and was sidelined for rest of season . . . Had gotten off to slow start in '75 due to recovery from operation on shoulder separated in 11th game of '74 . . . Played only one game in '75 pre-season and suffered bruised collarbone . . . Despite short "season" equalled most TDs in game with three against Chicago and most attempts with 37 versus Minnesota . . . Ranks second in Detroit history in touchdown passes and completions, and third in attempts and yardage . . . Is seventh leading active passer in NFC . . . Passed 1000-mark in career completions last year . . . Holds Lions' records for most completions in one year, 181 in 1968, and best percentage in a season, 56.8 in '74 . . . Has played in 91 NFL games, 60 with Detroit . . . In 48 starts with Lions has record of 24-21-3 . . . Joined Detroit after four years with Rams as result of 1968 trade which sent three Lions (Studstill, Plum and Watkins) to Los Angeles . . . Was LA's first pick in '64 draft after outstanding college career at Utah State where his coach was John Ralston, now with Denver . . . Completed 26 passes against Baltimore in 1968 game and threw for 279 yards versus Chicago, also in '68 . . . Was starter in first two years with Lions and until being replaced in mid-1970 . . . Saw action in parts of only six games in next two years before taking over again in mid-1973 . . . Had been Rams' starter in rookie year and lost job in 1965 after knee surgery . . . Played out option with LA was traded to Detroit in May, '68 . . . Voted top player in 1963 Senior Bowl game . . . Intercepted only three times as college senior to lead country . . . From Lodi, California, played at Foothill J.C. before transfer to Utah State . . . Detroit-area resident with wife, Bev, and three children, Tom, 13, Terry, 11, and Krista, 4.

| YEAR         | TEAM | GP | PASSING |      |       |      |    |     | RUSHING |     |     |     |    |    |
|--------------|------|----|---------|------|-------|------|----|-----|---------|-----|-----|-----|----|----|
|              |      |    | ATT     | COMP | AVE.  | YDS  | TD | INT | L       | NO. | YDS | AVE | LG | TD |
| 1964         | LA   | 11 | 223     | 108  | 48.4  | 1533 | 9  | 15  | 95†     | 19  | 150 | 7.9 | 33 | 0  |
| 1965         | LA   | 10 | 267     | 144  | 53.9  | 1701 | 10 | 14  | 47†     | 26  | 157 | 6.0 | 38 | 1  |
| 1966         | LA   | 5  | 50      | 30   | 60.0  | 284  | 2  | 1   | 25      | 4   | 3   | 0.8 | 2  | 0  |
| 1967         | LA   | 5  | 10      | 5    | 50.0  | 38   | 1  | 2   | 18      | 2   | -22 | —   | —  | 0  |
| 1968         | DET  | 12 | 329     | 181* | 55.0  | 2311 | 15 | 8   | 86†     | 25  | 109 | 4.4 | 20 | 1  |
| 1969         | DET  | 8  | 166     | 84   | 50.6  | 1062 | 7  | 8   | 62†     | 7   | 31  | 4.4 | 13 | 0  |
| 1970         | DET  | 8  | 158     | 84   | 53.2  | 1049 | 10 | 7   | 56      | 9   | 33  | 3.7 | 11 | 0  |
| 1971         | DET  | 4  | 38      | 21   | 55.3  | 216  | 1  | 1   | 34      | 3   | 9   | 3.0 | 6  | 0  |
| 1972         | DET  | 2  | 35      | 20   | 57.1  | 194  | 1  | 1   | 29      | 1   | 0   | 0.0 | 0  | 0  |
| 1973         | DET  | 10 | 187     | 95   | 50.8  | 1129 | 9  | 8   | 54      | 10  | 33  | 3.3 | 11 | 0  |
| 1974         | DET  | 11 | 292     | 166  | 56.8* | 1874 | 8  | 7   | 56      | 18  | 40  | 2.2 | 9  | 1  |
| 1975         | DET  | 5  | 109     | 65   | 59.6  | 626  | 5  | 2   | 32      | 4   | -3  | -   | 2  | 0  |
| Totals       |      | 91 | 1864    | 1003 | 53.8* | 2017 | 78 | 74  | 95†     | 128 | 540 | 4.2 | 38 | 3  |
| with DETROIT |      | 60 | 1314    | 716  | 54.5* | 8461 | 56 | 42  | 86†     | 77  | 252 | 3.3 | 20 | 2  |

**Lions' Injury List at end of 1975 Season**

|                 |                 |               |
|-----------------|-----------------|---------------|
| Leonard Dunlap  | Greg Landry     | John Small    |
| Dennis Franklin | Al McMichael    | Jon Staggers  |
| Mike Hennigan   | Bill Munson     | Steve Strinko |
| Dick Jauron     | Steve Owens     | Jim Thrower   |
| Gordon Jolley   | Andre Roundtree | Larry Walton  |

## PAUL NAUMOFF

**Linebacker—Tennessee—10th Year**  
**Ht. 6-1—Wt. 215—Drafted '67, 3rd round**  
**Born Columbus, Ohio, July 3, 1945 (31)**

Ten-year-man in 1976 who has not missed a game in his nine-year NFL career . . . A defensive regular at left linebacker for the last eight seasons . . . Has started 115 consecutive games after taking over for final three starts of rookie year . . . Ranks 11th in games played in Detroit history and will move into top ten in '76 . . . Voted team's most valuable defensive player in '75 . . . Intercepted two passes last year for first time in career . . . Led in tackles last year, with single game high of 21 vs. Cleveland . . . Played in Pro Bowl after 1970 season . . . All-American in 1966 at Tennessee . . . Captained team in his senior year . . . Has master's degree in physical education from Eastern Michigan University . . . Name pronounced NEW-moff . . . Lives in Detroit suburb with wife, Melva, and children, Chris, 8, Nicole, 5, and Celeste, 2.

# 50




| YEAR          | GP         | INTERCEPTIONS |           |            | LG       | TD       |
|---------------|------------|---------------|-----------|------------|----------|----------|
|               |            | NO            | YDS       | AVE        |          |          |
| 1967          | 14         | 0             | 0         | 0.0        | 0        | 0        |
| 1968          | 14         | 1             | 3         | 3.0        | 3        | 0        |
| 1969          | 14         | 0             | 0         | 0.0        | 0        | 0        |
| 1970          | 14         | 0             | 0         | 0.0        | 0        | 0        |
| 1971          | 14         | 0             | 0         | 0.0        | 0        | 0        |
| 1972          | 14         | 1             | 4         | 4.0        | 4        | 0        |
| 1973          | 14         | 0             | 0         | 0.0        | 0        | 0        |
| 1974          | 14         | 1             | 8         | 8.0        | 8        | 0        |
| 1975          | 14         | 2             | 11        | 5.5        | 9        | 0        |
| <b>Totals</b> | <b>126</b> | <b>5</b>      | <b>26</b> | <b>5.2</b> | <b>9</b> | <b>0</b> |

## ED O'NEIL

**Linebacker—Penn State—3rd Year**  
**Ht. 6-3—Wt. 230—Drafted '74, 1st round**  
**Born Warren, Pennsylvania, September 8, 1952**

Had fine second half of season last year . . . Drew starting role in six games, five on right side and one in middle . . . Had two quarterback sacks and two fumble recoveries . . . Scored first pro TD at San Francisco on 49-yard return of fumble . . . Saw action in all games as rookie as member of special teams . . . Used as "second" middle linebacker in "3-4" defensive formation . . . Played college ball with Lion teammate Jim Laslavic . . . Made All-America as senior . . . Three-sport star in high school . . . Has BS degree from Penn State . . . Lives in Detroit suburb with wife, Nancy.

# 55



## HERB ORVIS

**Defensive Tackle—Colorado—5th Year**  
**Ht. 6-5—Wt. 250—Drafted '72, 1st round**  
**Born Petoskey, Michigan, October 17, 1946**

Intense competitor who is solid at left defensive tackle . . . Has started every game there for three straight seasons . . . Got two starts at the end of his rookie year . . . Has not missed a game despite all-out, slam-bang type of play . . . Third in tackles last year with high of 16 in second Chicago game . . . Voted by teammates as MVP on defense for 1973 season, his first as a regular . . . Only second defensive lineman to win this award . . . Displays fierce attitude on field with great enthusiasm and aggressiveness . . . Native of Michigan who played high school football in Flint before entering the Army for two years . . . Played service football in Germany with European title-winning teams . . . Made All-America after both junior and senior years.

# 80





**36**

**STEVE OWENS**

**Running Back—Oklahoma—7th Year**  
**Ht. 6-2—Wt. 215—Drafted '70, 1st round**  
**Born Gore, Oklahoma, December 9, 1947**

Forced to miss all last season while recovering from extensive knee surgery . . . Injured left knee in 1974 Thanksgiving game and had operation to correct ligament and cartilage damage . . . Has had only one injury-free season since turning pro . . . Played all 14 games in 1971 and ran for team record 1,035 yards in 246 carries, also a team mark . . . Ranked second in NFC and fourth in League in rushing that year . . . Also caught personal high of 32 passes in '71, one for 74-yard touchdown . . . Other years have been injury-filled . . . Separated shoulder in final pre-season game in rookie year and was sidelined for first eight games . . . Hampered by bruised ribs and hamstring pull in 1972 and by leg muscle pulls in '73 . . . 1974 injury came on play which was his longest gain, 27 yards . . . After 13 starting assignments in record year, was available for only nine, eight and seven starts in next three seasons . . . Ranks fifth in rushing yards gained in Detroit history and fourth in TDs by rushing . . . Topped 100-yard mark in three games . . . Best is 113 at Miami, 1973, on personal pro high of 27 carries . . . Played in Pro Bowl after record 1971 season . . . Solid All-America selection after outstanding college career at Oklahoma . . . Voted Heisman Trophy in 1969 following great senior year of 23 TDs, 1,523 rushing yards and 358 carries . . . Lions' first draft choice, 19th player picked in '70 . . . Set multiple national, conference and school records . . . In three-year career at OU, gained 3,867 yards on 905 rushes and scored 56 TDs . . . Had 17 straight 100-yard games . . . Busiest game was in '69 against Oklahoma State, 55 carries . . . Fifth former Heisman winner to play for Lions . . . Coach at Oklahoma was Chuck Fairbanks, now with Patriots . . . Lives in Detroit area with wife, Barbara, and sons Blake, 4, and Michael, 1.

| YEAR          | RUSHING   |            |             |            |              |
|---------------|-----------|------------|-------------|------------|--------------|
|               | GP        | NO         | YDS         | AVE        | LG TD        |
| 1970          | 6         | 36         | 122         | 3.4        | 23 2         |
| 1971          | 14        | 246*       | 1035*       | 4.2        | 23 8         |
| 1972          | 10        | 143        | 519         | 3.6        | 18 4         |
| 1973          | 12        | 113        | 401         | 3.5        | 16 3         |
| 1974          | 11        | 97         | 374         | 3.9        | 27 3         |
| 1975          | 0         | 0          | 0           | 0.0        | 0 0          |
| <b>Totals</b> | <b>53</b> | <b>635</b> | <b>2451</b> | <b>3.9</b> | <b>27 20</b> |

| NO        | RECEIVING  |            |            |          |
|-----------|------------|------------|------------|----------|
|           | YDS        | AVE        | LG         | TD       |
| 4         | 21         | 5.3        | 11         | 0        |
| 32        | 350        | 10.9       | 74†        | 2        |
| 15        | 100        | 6.7        | 15         | 0        |
| 24        | 232        | 9.7        | 12         | 0        |
| 24        | 158        | 6.6        | 13         | 0        |
| 0         | 0          | 0.0        | 0          | 0        |
| <b>99</b> | <b>861</b> | <b>8.6</b> | <b>74†</b> | <b>2</b> |

**72**



**ERNEST PRICE**

**Defensive End—Texas A & I—4th Year**  
**Ht. 6-4—Weight 255—Drafted '73, 1st round**  
**Born Corpus Christi, Texas, September 20, 1950**

Saw action in 13 games last year as substitute . . . Had no starting assignments after having nine in past two years . . . Injured knee late in pre-season and missed regular season opener . . . Blocked punt in Kansas City game and was credited with safety on play . . . Got three quarterback sacks in '75 . . . Played 12 games in rookie year, got three starts at right tackle . . . Played 11 games in '74, had six starts at left end . . . Lions' first-round draft choice after outstanding career in college . . . Was first-team All-Conference (Lone Star) three straight years . . . First-team college division All-America in senior year . . . All-State in high school in Corpus Christi . . . Voted MVP in All-Texas high school game . . . Has played on same high school and college teams with Lion teammate Levi Johnson.

## JOE REED

**Quarterback—Mississippi State—5th Year (3rd with Lions)  
Ht. 6-1—Wt. 195—Drafted '71, 11th round (San Francisco)  
Born Newport, Rhode Island, January 8, 1948 (28)**

Sturdy competitor who took over starter's role after six games last year when both Bill Munson and Greg Landry went out for season in game at Houston . . . Started final eight games and had 4-4 record . . . Won his first three starts, including emotional win at San Francisco over former team . . . Led Lions to stirring victory over Vikings in 13th game . . . First Detroit quarterback starter other than Landry or Munson since 1967 . . . Started more games last year than he had in previous three years in NFL . . . Strong runner who carried 34 times for 5.7 average and one touch-down last year . . . Made '75 team as third QB and played in parts of two games before inheriting no. 1 position . . . Came to Detroit in mid-season of 1974 in fifth-round draft pick trade with 49ers . . . Dressed for final eight games of '74 but did not get into any action . . . Had six starts for 49ers in '73 and '74 . . . No starts in 1972 after spending '71 on taxi squad . . . First played college football at Baylor before transfer to Mississippi State . . . 14-letterman in high school in Lorenzo, Texas . . . Has fine singing voice and has made several recordings . . . Latest is gospel music album, "The Lion in Me" . . . Once sang National Anthem before a 49ers game . . . Lives in California with wife, Stephanie, and sons, Joseph, Jr. "Chip" 2, and Michael Chadwick "Chad", born last February.



# 14

| YEAR   | TEAM | GP | PASSING |      |      |      |    |     |     | RUSHING |     |     |    |    |
|--------|------|----|---------|------|------|------|----|-----|-----|---------|-----|-----|----|----|
|        |      |    | ATT     | COMP | AVE  | YDS  | TD | INT | L   | NO.     | YDS | AVE | LG | TD |
| 1972   | SF   | 9  | 0       | 0    | 00.0 | 0    | 0  | 0   | 0   | 4       | 22  | 5.5 | 22 | 0  |
| 1973   | SF   | 6  | 114     | 51   | 44.7 | 589  | 2  | 6   | 38  | 15      | 85  | 5.7 | 20 | 0  |
| 1974   | SF   | 6  | 74      | 29   | 39.2 | 316  | 2  | 7   | 58† | 16      | 107 | 6.7 | 27 | 0  |
| 1974   | DET  | 0  | 0       | 0    | 00.0 | 0    | 0  | 0   | 0   | 0       | 0   | 0.0 | 0  | 0  |
| 1975   | DET  | 10 | 191     | 86   | 45.0 | 1181 | 9  | 10  | 65† | 34      | 193 | 5.7 | 22 | 1  |
| Totals |      | 31 | 379     | 166  | 43.8 | 2086 | 13 | 23  | 65† | 69      | 407 | 5.9 | 27 | 1  |

### "Red Cross Report", Lions' Operations 1975

Andre Roundtree, right knee  
Ben Davis, right thumb  
Jim Thrower, left knee  
John Small, left knee  
Al McMichael, left knee  
Larry Walton, left knee

Gordon Jolley, right knee  
Mike Hennigan, right knee  
Jon Staggers, Achilles tendon  
Greg Landry, left knee  
Bill Munson, left knee  
Ben Davis, left wrist  
Dick Jauron, left knee


# 53

## ANDRE ROUNDTREE

**Linebacker—Iowa State—2nd Year  
Ht. 6-3—Wt. 220—Drafted '75, 12th round  
Born Garden Grove, California, July 1, 1953 (23)**

Missed all of '75 season after undergoing knee surgery in August . . . Played defensive end at Iowa State . . . Started every game after transfer from Santa Ana Junior College in California . . . One of the Big Eight's best defensive ends in '73 and '74 . . . On All-Conference team in senior year . . . Single . . . Lives in California.





88

**CHARLIE SANDERS**

**Tight End—Minnesota—9th Year**  
**Ht. 6-4—Wt. 230—Drafted '68, 3rd Round**  
**Born Greensboro, North Carolina, August 25, 1946**

Led team in receiving last year for fifth time in eight-year career . . . Needs 39 catches this season to become top receiver in Lion history . . . Passed Terry Barr in '75 to rank second in reception yardage for career . . . Named to Pro Bowl after last season for sixth time . . . Durable competitor who has missed only seven games in eight years . . . Played in his 100th NFL game last season . . . Sat out one full game in '75 and played only two plays in another due to shoulder and heel injuries . . . Caught seven passes against Houston last year to equal second-best game . . . Tops is ten receptions versus Washington in 1968 . . . Best yardage game came in '74 when he caught seven for 146 yards . . . Has been selected All-Pro twice, 1970, '71 . . . Lions' offensive captain last two seasons . . . One of League's best tight-end blockers . . . Ranks tenth among active receivers in NFC . . . Career totals are 287 catches for 4102 yards and 25 touchdowns . . . Drafted by Detroit on choice obtained from Los Angeles in Roger Brown trade . . . Capped college career at Minnesota with 21 catches for 216 yards as senior . . . Also played some basketball as collegian . . . Participates in many local civic projects and is co-chairman of annual March of Dimes campaign . . . Resides in Pontiac area with wife, Georgianna, and family of four daughters, Mia, 11, Charese, 5, Mary Jo, 3, and Georgianna, 1.

| YEAR   | GP  | RECEIVING |      |      |     |    | RUSHING |     |     |    |    |
|--------|-----|-----------|------|------|-----|----|---------|-----|-----|----|----|
|        |     | NO.       | YDS  | AVE  | L   | TD | NO.     | YDS | AVE | LG | TD |
| 1968   | 14  | 40        | 533  | 13.3 | 25  | 1  | 2       | 3   | 1.5 | 2  | 0  |
| 1969   | 14  | 42        | 656  | 15.6 | 47  | 3  | 1       | -8  | —   | —  | 0  |
| 1970   | 14  | 40        | 544  | 13.6 | 34  | 6  | 0       | 0   | 0.0 | 0  | 0  |
| 1971   | 13  | 31        | 502  | 16.2 | 49† | 5  | 0       | 0   | 0.0 | 0  | 0  |
| 1972   | 9   | 27        | 416  | 15.4 | 38† | 2  | 0       | 0   | 0.0 | 0  | 0  |
| 1973   | 14  | 28        | 433  | 15.5 | 54  | 2  | 1       | -1  | —   | —  | 0  |
| 1974   | 14  | 42        | 532  | 12.7 | 47  | 3  | 0       | 0   | 0.0 | 0  | 0  |
| 1975   | 13  | 37        | 486  | 13.1 | 32  | 3  | 0       | 0   | 0.0 | 0  | 0  |
| Totals | 105 | 287       | 4102 | 14.3 | 54  | 25 | 4       | -6  | —   | 2  | 0  |

82



**KEN SANDERS**

**Defensive End—Howard Payne—5th Year**  
**Ht. 6-5—Wt. 250—Drafted '72, 3rd round**  
**Born Clifton, Texas, August 22, 1950**

Teams with roommate Herb Orvis to anchor left side of Lions' defensive front line . . . Strong competitive spirit . . . Has started all games for last three years . . . Third in quarterback sacks in '75, fourth in tackles . . . Showed versatility in 1974 when he filled in for first six games at right end, then switched back to normal left spot . . . Got into six games as rookie in '72 . . . Came to Lions from small college in central Texas . . . School with 1,500 students is located in Brownwood . . . Four-letterman who led team to 10-1-1 record and post-season bowl berth in senior year . . . Made first team college division All-America in '71 . . . Lives in Valley Mills, Texas, with wife, Paula, and son, Bryan, 1.

## JON STAGGERS

**Wide Receiver—Missouri—7th Year (2nd with Lions)**  
**Ht. 5-10—Wt. 185—Drafted '70, 5th round (Pittsburgh)**  
**Born Richmond, Virginia, December 14, 1948**

Acquired on waivers from Green Bay early last season in attempt to reinforce injury-depleted receiver corps . . . Played in five games before being lost for season with torn Achilles' tendon suffered in Houston game . . . In his short season with Lions, had total of 14 catches for 174 yards and 12.4 average . . . Fifth-round draft choice of Pittsburgh in '70, acquired on waivers by Green Bay at start of '72 season . . . Was the Pack's No. 2 receiver in '73 and top receiver in '74 with 32 receptions for 460 yards . . . Also led Packers in punt returns in '73 with 19 for 90 yards and in '74 with 22 for 222 yards . . . Active in off-season as a placement counselor in the U.S. Department of Commerce's Business Management Fellowship Program . . . Lives in Oakland, California.



**86**

| YEAR   | TEAM | GP | RECEIVING |      |      |     |    | RUSHING |     |      |     |    |
|--------|------|----|-----------|------|------|-----|----|---------|-----|------|-----|----|
|        |      |    | NO.       | YDS  | AVE  | L   | TD | NO.     | YDS | AVE  | L   | TD |
| 1970   | Pitt | 12 | 6         | 118  | 19.7 | 31  | 1  | 0       | 0   | 0.0  | 0   | 0  |
| 1971   | Pitt | 14 | 8         | 103  | 12.9 | 20  | 0  | 1       | 5   | 5.0  | 5   | 0  |
| 1972   | G B  | 11 | 8         | 123  | 15.4 | 48† | 1  | 1       | -8  | -    | -   | 0  |
| 1973   | G B  | 14 | 25        | 412  | 16.5 | 50  | 3  | 4       | 33  | 8.3  | 20† | 1  |
| 1974   | G B  | 14 | 32        | 450  | 14.1 | 63  | 0  | 0       | 0   | 0.0  | 0   | 0  |
| 1975   | DET  | 5  | 14        | 174  | 12.4 | 23  | 2  | 2       | 26  | 13.0 | 14  | 0  |
| Totals |      | 70 | 93        | 1380 | 14.8 | 63  | 7  | 8       | 56  | 7.0  | 20† | 1  |

### 1975 GAMES STARTED

#### OFFENSE

**WR** Briscoe 7, Stagers 4,  
 Franklin 2, Farmer 1  
**LT** Yarbrough 13, Hertwig 1  
**LG** Boden 11, Jolley 2  
**C** Morris 14\*  
**RG** Kowalkowski 14\*  
**RT** Freitas 14\*  
**TE** Sanders 12, McMakin 2  
**WR** Jarvis 12, Farmer 1,  
 L. Thompson 1  
**QB** Reed 8, Landry 3, Munson 3  
**RB** Bussey 13, B. Thompson 1  
**RB** Taylor 14\*

#### DEFENSE

**LE** Sanders 14\*  
**LT** Orvis 14\*  
**RT** Hand 14\*  
**RE** Howard 12, Mitchell 2  
**LLB** Naumoff 14\*  
**MLB** Laslavic 13, O'Neil 1  
**RLB** Weaver 9, O'Neil 5  
**LC** Barney 10, Davis 3, Dunlap 1  
**RC** Johnson 14\*  
**SS** West 14\*  
**FS** Jauron 10, Weger 4

**57**

## STEVE STRINKO

**Linebacker—Michigan—2nd Year**  
**Ht. 6-3—Wt. 235—Drafted '75, 9th round**  
**Born Middletown, Ohio, October 5, 1952**

Spent entire season on injured reserve list after undergoing knee surgery in February, 1975 . . . Played middle linebacker at Michigan . . . Voted most valuable player on team in '74 . . . Made AP and UPI All-Big 10 1st team . . . Co-Captain of Hula Bowl squad . . . Holds all-time Michigan record for tackles in one season with 137 in 1973 . . . Single.





42

**ALTIE TAYLOR**

**Running Back—Utah State—8th Year**  
**Ht. 5-10—Wt. 200—Drafted '69, 2nd round**  
**Born Berkeley, California, September 29, 1947**

Became Lions' all-time leading ground-gainer last year . . . Seven-year total is 4,297 yards on 1,165 carries . . . Only runner in Detroit history to carry ball over 1,000 times . . . Former rushing record was 3,933 by Nick Pietrosante . . . Played fullback in 1975, started every game and gained 638 yards, second-best on squad . . . Had led team in rushing for three straight years as halfback . . . Rates as fifth top active rusher in NFC . . . Has scored 30 touchdowns (24 rushing) and only five former Lions have scored more . . . Has missed only seven games in seven years . . . Started 83 of 91 games played in career . . . Will play 100th game this year, first running back in Lion history to do so . . . Best game last year, 84 yards vs. Chiefs . . . Best game in career, 160 yards vs. Packers in '73 . . . Has topped 100-mark rushing four times . . . Carried 195 times last year, second highest in career . . . Most rushes in game is 25, vs. Chicago, 1969 . . . Lions' offensive MVP in 1973 . . . Hampered in rookie year due to pre-season shoulder injury . . . Detroit's first draft pick in '69 . . . Gained 1,959 yards rushing in college career . . . Also great return specialist at Utah State . . . Top college rushing game was 196 yards vs. Utah, 1968 . . . Played at Diablo Junior College . . . Lives in Detroit with wife, Adela, daughters, Rona, 9, and Taya, 5, and son, Altie III, born last July.

| YEAR   | GP | RUSHING |       |     |     |    | RECEIVING |      |      |     |    |
|--------|----|---------|-------|-----|-----|----|-----------|------|------|-----|----|
|        |    | ATT     | YDS   | AVE | L   | TD | NO.       | YDS  | AVE  | L   | TD |
| 1969   | 10 | 118     | 348   | 2.9 | 26  | 0  | 13        | 86   | 6.6  | 20  | 0  |
| 1970   | 14 | 198     | 666   | 3.4 | 34  | 2  | 27        | 261  | 9.7  | 42  | 2  |
| 1971   | 14 | 174     | 736   | 4.8 | 36† | 4  | 26        | 270  | 10.4 | 04  | 1  |
| 1972   | 13 | 154     | 658   | 4.3 | 38† | 4  | 29        | 250  | 8.6  | 40† | 2  |
| 1973   | 13 | 176     | 719   | 4.1 | 34  | 5  | 27        | 252  | 9.3  | 35  | 0  |
| 1974   | 13 | 150     | 532   | 3.5 | 27  | 5  | 30        | 293  | 9.8  | 34  | 1  |
| 1975   | 14 | 195     | 638   | 3.3 | 24  | 4  | 21        | 111  | 5.3  | 17  | 0  |
| Totals | 91 | 1165*   | 4297* | 3.7 | 38† | 24 | 173       | 1523 | 8.8  | 64  | 6  |

33

**BOBBY THOMPSON**

**Running Back—Oklahoma—2nd Year**  
**Ht. 5-11—Wt. 185—Free Agent, 1975 (Detroit)**  
**Born Raleigh, North Carolina, January 16, 1947 (29)**

Veteran of Canadian football who signed with Detroit last season after playing out his option with Saskatchewan Roughriders . . . Star half-back, receiver and kickoff returner in his six years in CFL with 31 touchdowns by receiving, a 5.4 rushing average and a 27.7 average in kickoff returns . . . Played all 14 games last season . . . Had 51 carries rushing for 268 yards and 19 receptions for 112 yards . . . Longest gain of season, a 46-yd. carry, resulted in TD vs. Vikings . . . Led team in kickoff returns with 22 for 565 yards and 25.7 average which ranked third in the NFC . . . Attended Junior College in Arizona before transferring to Oklahoma . . . In '68 Sooners' backfield was Thompson and Lions' full-back Steve Owens.



| YEAR | GP | RUSHING |     |      |     |    | RECEIVING |     |      |    |    | KICKOFF RETURNS |     |      |    |    |
|------|----|---------|-----|------|-----|----|-----------|-----|------|----|----|-----------------|-----|------|----|----|
|      |    | NO.     | YDS | AVE. | LG  | TD | NO.       | YDS | AVE. | LG | TD | NO.             | YDS | AVE. | LG | TD |
| 1975 | 14 | 51      | 268 | 5.3  | 46† | 1  | 19        | 122 | 6.4  | 22 | 0  | 22              | 565 | 25.7 | 42 | 0  |

## LEONARD THOMPSON

Running Back—Oklahoma State—2nd Year

Ht. 5-10—Wt. 190—Drafted '75, 8th round

Born Tucson, Arizona, July 28, 1952

Versatile performer who saw action at running back, wide receiver and on special teams last year . . . Played in all 14 games, had one start at wide receiver . . . Slated to play at running back this year . . . Second on team in kickoff returns with 12 for 271 yards . . . Runs 4.5 40-yard dash . . . Played junior college football at Arizona Western before transferring to Oklahoma State . . . Led OSU to post-season Fiesta Bowl game . . . Third on team in rushing in '73 and '74 . . . Gained 301 yards and scored 4 TDs in '74 . . . Also ran track, specializing in 60-yard dash which he did in 6.1 . . . Lives in Arizona during off-season . . . single.



# 39

| YEAR | GP | KICKOFF RETURNS |     |      |    | RUSHING |     |     |      |    |    |
|------|----|-----------------|-----|------|----|---------|-----|-----|------|----|----|
|      |    | NO.             | YDS | AVE. | LG | TD      | NO. | YDS | AVE. | LG | TD |
| 1975 | 14 | 12              | 271 | 22.6 | 33 | 0       | 1   | -12 | -    | -  | 0  |

### MILESTONES, Coming Up in '76:

Barney: 1,000 int. ret. yds.—needs 13

Davis: 100th NFL game—needs 4

Landry: 10,000 passing yds.—needs 1,551

Mann: 100th NFL game—needs 6

100th Lion game—needs 8

700th NFL point—needs 81

Munson: 100th NFL game—needs 9

2,000 NFL attempts—needs 136

10,000 Lion passing yds.—needs 1,539

Owens: 100th reception—needs 1

Reed: 500th attempt—needs 121

Sanders: 300th reception—needs 13

Staggers: 100th reception—needs 7

Taylor: 100th game—needs 9

200th reception—needs 27

Weaver: 400th punt—needs 47

## JIM THROWER

Defensive Back—East Texas State—7th Yr. (4th with Lions)

Ht. 6-2—Wt. 195—Free Agent, '70 (Philadelphia)

Born Camden, Arkansas, November 6, 1948

Spent 1975 season on injured reserve list after knee operation . . . Damaged left knee in second pre-season game . . . Has played both safety and cornerback positions . . . Came to Lions in '72 mid-season and put on taxi-squad . . . Got two starts as safety in 1973 and one in '74 . . . Turned pro with Eagles as free agent . . . Three-sport athlete in college . . . Set school record of seven interceptions as senior . . . Has BS degree from ETSU . . . Active in many civic activities in Detroit area . . . Works for US Commerce Department in youth-oriented Business Management Fellowship Program . . . Spends off-seasons in Detroit area.



# 21

| YEAR   | TEAM | KICKOFF RETURNS |     |     |      | LG | TD |
|--------|------|-----------------|-----|-----|------|----|----|
|        |      | GP              | NO. | YDS | AVE  |    |    |
| 1970   | Phil | 6               | 0   | 0   | 0.0  | 0  | 0  |
| 1971   | Phil | 14              | 12  | 299 | 24.9 | 45 | 0  |
| 1972   | Phil | 5               | 0   | 0   | 0.0  | 0  | 0  |
| 1973   | DET  | 10              | 3   | 54  | 18.0 | 23 | 0  |
| 1974   | DET  | 12              | 0   | 0   | 0.0  | 0  | 0  |
| 1975   | DET  | 0               | 0   | 0   | 0.0  | 0  | 0  |
| Totals |      | 47              | 15  | 353 | 23.5 | 45 | 0  |

## LARRY WALTON

Wide Receiver—Arizona State—8th Year

Ht. 6-0—Wt. 185—Drafted '69, 3rd round

Born Johnstown, Pennsylvania, February 8, 1947 (29)

Injured left knee in final pre-season game last year . . . Sat out entire season after operation to repair damaged ligaments . . . Has been a regular at one of the wide receiver posts since midseason of his rookie year . . . Talented performer who also has been used as ball-carrier and option passer . . . Credited with 12 rushes in career on end-around plays . . . Has thrown four passes, completing two . . . Top rush came against Atlanta in '73, a 57-yard scoring run . . . Before missing all of '75, had missed only three games . . . Also used as return specialist . . . In '72, went 50 and 46 yards on reverses on kickoff returns . . . Needs 26 catches this year to enter top five on Lions' all-time receiving list . . . Most receptions in a game is eight vs. Baltimore in '73 . . . Most yards gained is 158 at Cleveland in 1970 . . . Has recorded three games of 100-yards or more . . . Has scored two TDs in game five times . . . Fifth in Detroit history in touchdowns by receiving . . . Star high school athlete in three sports in Johnstown, Pa. . . . Member of Cambria County (Johnstown) Sports Hall of Fame . . . Played both offense and defense at Trinidad J.C. before entering Arizona State . . . Used mainly as runner in college with best day in 1967 against Utah — 21 rushes, 125 yards, 4 TDs . . . As ASU senior in '68, rushed 117 times, caught 8 passes, threw 6 passes, scored 9 TDs, returned 7 punts and kickoffs, and punted once . . . Lives in Arizona with wife, Donna, son, Brian, 5, and daughter, Jyokita, 2.



49

| YEAR   | GP | RECEIVING |      |      |     |    | RUSHING |     |      |     |    |
|--------|----|-----------|------|------|-----|----|---------|-----|------|-----|----|
|        |    | NO        | YDS  | AVE  | LG  | TD | NO      | YDS | AVE  | LG  | TD |
| 1969   | 14 | 12        | 109  | 9.1  | 16  | 0  | 2       | 6   | 3.0  | 17  | 0  |
| 1970   | 13 | 30        | 532  | 17.7 | 56  | 5  | 2       | 20  | 10.0 | 16  | 0  |
| 1971   | 14 | 30        | 491  | 16.4 | 60† | 5  | 1       | -7  | -    | -   | 0  |
| 1972   | 14 | 24        | 485  | 20.3 | 48† | 6  | 0       | 0   | 0.0  | 0   | 0  |
| 1973   | 13 | 22        | 309  | 14.0 | 49† | 4  | 5       | 100 | 20.0 | 57† | 1  |
| 1974   | 13 | 31        | 404  | 13.0 | 48  | 3  | 2       | 3   | 1.5  | 10  | 0  |
| 1975   | 0  | 0         | 0    | 0.0  | 0   | 0  | 0       | 0   | 0.0  | 0   | 0  |
| Totals | 81 | 149       | 2330 | 15.6 | 60† | 23 | 12      | 122 | 10.2 | 57† | 1  |

| YEAR | PUNT RETURNS |     |     |    |    |    | KICKOFF RETURNS |     |      |    |    |  |
|------|--------------|-----|-----|----|----|----|-----------------|-----|------|----|----|--|
|      | NO.          | YDS | AVE | FC | LG | TD | NO.             | YDS | AVE  | LG | TD |  |
| 1969 | 9            | 24  | 2.7 | 10 | 20 | 0  | 12              | 230 | 19.2 | 35 | 0  |  |
| 1970 | 2            | 0   | 0.0 | 1  | 0  | 0  | 1               | 21  | 21.0 | 21 | 0  |  |
| 1971 | 6            | 38  | 6.3 | 6  | 25 | 0  | 0               | 0   | 0.0  | 0  | 0  |  |
| 1972 | 3            | -8  | -   | 6  | -  | 0  | 1               | 96  | -    | 50 | 0  |  |
| 1973 | 1            | 9   | 9.0 | 1  | 9  | 0  | 0#              | 0   | 0.0  | 0  | 0  |  |
| 1974 | 0            | 0   | 0.0 | 0  | 0  | 0  | 0               | 22  | 22.0 | 22 | 0  |  |
| 1975 | 0            | 0   | 0.0 | 0  | 0  | 0  | 0               | 0   | 0.0  | 0  | 0  |  |
|      | 21           | 63  | 3.0 | 24 | 25 | 0  | 14              | 369 | -    | 50 | 0  |  |

#-2 reverses

### 1975 GAMES PLAYED—LEADERS:

Played all 14 — (23):

Ball, Boden, English, Freitas, Hand, Hicks, Jarvis, Johnson, King, Kowalkowski, Laslavic, Mann, Mitchell, Morris, Naumoff, O'Neil, Orvis, K. Sanders, H. Weaver, West

Missed 1 Game — (6):

Bussey, Howard, Price, C. Sanders, Weger, Yarbrough


Missed 2 Games (3):

Dennis, Hooks, C. Weaver

## CHARLIE WEAVER

**Linebacker—Southern California—6th Year**  
**Ht. 6-2—Wt. 230—Drafted '71, 2nd round**  
**Born Richmond, California, July 12, 1949 (27)**

Excellent start last season was ended by sprained ankle suffered in seventh game . . . Was leading team in tackles at time of injury, averaging 12 a game . . . Totaled only 12 in second-half . . . Sat out two complete games in second-half, played in only parts of three others . . . In fourth season as regular at right linebacker position . . . Follows Wayne Walker who played 15 years there . . . Led team in tackles in first year as starter, 1973 . . . Was second in this department in '74, finished fifth last season . . . Starred at USC as member of "Wild Bunch" defensive line which sent four of its five players to pros . . . Played in '70 Rose Bowl vs. Michigan . . . Made All-America as junior and senior . . . Voted MVP in Shrine game . . . Went to Arizona West J.C. before going to USC.



**59**

### INTERCEPTIONS

| YEAR   | GP | NO. | YDS | AVE  | LG | TD |
|--------|----|-----|-----|------|----|----|
| 1971   | 14 | 0   | 0   | 0.0  | 0  | 0  |
| 1972   | 14 | 1   | 0   | 0.0  | 0  | 0  |
| 1973   | 13 | 2   | 32  | 16.0 | 27 | 0  |
| 1974   | 14 | 3   | 4   | 1.3  | 3  | 0  |
| 1975   | 12 | 1   | 31  | 31.0 | 31 | 0  |
| Totals | 67 | 7   | 67  | 9.6  | 31 | 0  |

## HERMAN WEAVER

**Punter—Tennessee—7th Year**  
**Ht. 6-4—Wt. 210—Drafted '70, 9th round**  
**Born Villa Rica, Georgia, November 17, 1948**


Led National Conference punters last year with 42.0 average . . . Finished second in NFL to Oakland's Ray Guy . . . Punted 80 times in 1975, a Detroit team record . . . Benefitted greatly from Lions' move indoors to Pontiac Stadium . . . Had outstanding average of 46.9 for seven home games in '75 . . . Four longest boots — 61, 59, 58, and 57 — all were kicked at Pontiac . . . In last December's win over Minnesota, averaged 51 yards on five punts . . . Career total of 353 punts in second only to Yale Lary (508) in Lion history . . . Ranks fifth among active punters in NFC on 40.9 average . . . Second punter to be picked in 1970 draft . . . Has carried ball only once in pro career, in 1973 ran from punt formation for 18 yards against 49ers . . . Busiest game was 1974 opener when he punted nine times . . . Has not missed a game as pro, but sat out one in '71 vs. Kansas City when Lions did not have to punt . . . Started college career as wide receiver . . . Never punted in high school . . . Kicked 181 times at Tennessee, never had one blocked . . . Busiest college game was 14 punts . . . Star basketball player in high school, now active golfer in off-season . . . Has BS degree in education from Tennessee . . . Lives in Detroit suburb with wife, Suzanne, and children, William, Jr., 6, and Michelle. 3.



**18**

### PUNTING

| YEAR   | GP | NO. | YDS   | AVE  | L  | B |
|--------|----|-----|-------|------|----|---|
| 1970   | 14 | 62  | 2483  | 40.6 | 65 | 1 |
| 1971   | 13 | 42  | 1752  | 41.7 | 63 | 2 |
| 1972   | 14 | 43  | 1734  | 40.3 | 55 | 0 |
| 1973   | 14 | 54  | 2333  | 43.2 | 66 | 1 |
| 1974   | 14 | 72  | 2772  | 38.5 | 61 | 2 |
| 1975   | 14 | 80  | 3361  | 42.0 | 61 | 1 |
| Totals | 83 | 353 | 14435 | 40.9 | 66 | 7 |



40

## CHARLIE WEST

**Defensive Back—Texas El Paso—9th Year (3rd with Lions)  
Ht. 6-1—Wt. 195—Drafted '68, 2nd round (Minnesota)  
Born Big Spring, Texas, August 31, 1946**

Hard hitter who led defensive backs in tackles last year and was third on team in this department . . . Solid man at strong safety spot, started all games there in '75 . . . Second in minutes played last season . . . Led team in punt returns, was eighth in NFC . . . Blocked two kicks last year, one extra point try and one field goal attempt . . . Came to Lions in '74 from Vikings in trade for third-round draft choice . . . Had played six seasons in Minnesota and was starter in '72 . . . Had knee operation prior to '73 season and lost starting job . . . Capable return man on both punts and kickoffs . . . Excellent all-around athlete who played college ball at Texas El Paso where he was a nine-letter man . . . Lives in off-season in Bloomington, Minnesota, with wife, Barbara, son, Michael, 9, and daughter, Sandra, 5.

| YEAR         | TEAM | INTERCEPTIONS |     |     |      |    |    | KICKOFF RETURNS |      |      |    |    | PUNT RETURNS |      |      |    |     |    |
|--------------|------|---------------|-----|-----|------|----|----|-----------------|------|------|----|----|--------------|------|------|----|-----|----|
|              |      | GP            | NO. | YDS | AVE  | LG | TD | NO.             | YDS  | AVE  | LG | TD | NO.          | YDS  | AVE  | FC | LG  | TD |
| 1968         | Minn | 14            | 0   | 0   | 0.0  | 0  | 0  | 22              | 576  | 26.2 | 82 | 0  | 20           | 201  | 10.1 | 8  | 98† | 1  |
| 1969         | Minn | 14            | 0   | 0   | 0.0  | 0  | 0  | 9               | 240  | 26.7 | 78 | 0  | 39           | 245  | 6.3  | 19 | 55  | 0  |
| 1970         | Minn | 14            | 1   | 0   | 0.0  | 0  | 0  | 11              | 319  | 29.0 | 66 | 0  | 29           | 169  | 5.8  | 9  | 53  | 0  |
| 1971         | Minn | 14            | 7   | 236 | 33.7 | 89 | 0  | 24              | 556  | 23.2 | 36 | 0  | 18           | 94   | 5.2  | 11 | 16  | 0  |
| 1972         | Minn | 14            | 3   | 7   | 2.3  | 8  | 0  | 9               | 196  | 21.8 | 31 | 0  | 16           | 111  | 6.9  | 6  | 23  | 0  |
| 1973         | Minn | 5             | 0   | 0   | 0.0  | 0  | 0  | 3               | 104  | 34.7 | 42 | 0  | 1            | 0    | 0.0  | 0  | 0   | 0  |
| 1974         | DET  | 13            | 1   | 0   | 0.0  | 0  | 0  | 4               | 71   | 17.8 | 25 | 0  | 6            | 32   | 5.3  | 0  | 9   | 0  |
| 1975         | DET  | 14            | 0   | 0   | 0.0  | 0  | 0  | 2               | 41   | 20.5 | 25 | 0  | 22           | 219  | 10.0 | 8  | 43  | 0  |
| Totals       |      | 102           | 12  | 243 | 20.0 | 89 | 0  | 84              | 2103 | 25.0 | 82 | 0  | 151          | 1071 | 7.1  | 61 | 98† | 1  |
| with DETROIT |      | 27            | 1   | 0   | 0.0  | 0  | 0  | 6               | 112  | 18.7 | 25 | 0  | 28           | 251  | 8.9  | 8  | 43  | 0  |

75



## JIM YARBROUGH

**Offensive Tackle—Florida—8th Year  
Ht. 6-6—Wt. 275—Drafted '69, 2nd round  
Born Charlotte, North Carolina, October 28, 1946**

Anchors left side of Lions' offensive line as equally-large Rockne Freitas does the right . . . Regular at left tackle last five years . . . Became a regular starter there in 1971 . . . Starter at LT ever since, but has missed at least one game every year with injury problems . . . Sat out one game in '75 (at Houston) with back troubles . . . Has played 90 games and will see his 100th game this season . . . Missed four games in '73 while recovering from training camp knee surgery . . . Drafted on choice acquired from Los Angeles in Roger Brown trade . . . Played tight end in college . . . Has lined up as "second" TE with Lions . . . Member of University of Florida Athletic Hall of Fame . . . Caught 51 passes as collegiate star . . . Has BS degree from college . . . Lions' player representative to NFLPA . . . Lives in Detroit-area with wife, Karen, and daughter, Erin April, born last March.

# 1975 LIONS RESULTS

## Pre-Season (2-4-0)

|       |     |   |   |   |       |    |               |    |         |
|-------|-----|---|---|---|-------|----|---------------|----|---------|
| Aug.  | 10  | — | L | — | Lions | 0  | vs. Oakland#  | 34 | 62,524  |
| Aug.  | 16  | — | L | — | Lions | 14 | at Miami      | 20 | 48,014  |
| Aug.  | 23* | — | W | — | Lions | 27 | * Kansas City | 24 | 62,094* |
| Aug.  | 29  | — | L | — | Lions | 13 | at Washington | 34 | 17,304  |
| Sept. | 6*  | — | L | — | Lions | 14 | * Cincinnati  | 22 | 58,307* |
| Sept. | 13  | — | W | — | Lions | 27 | at Cleveland  | 24 | 32,341  |

\* at Pontiac Stadium # at Berkley, Cal.

## Regular Season (7-7-0)

|       |     |   |   |   |       |    |                   |     |         |
|-------|-----|---|---|---|-------|----|-------------------|-----|---------|
| Sept. | 21  | — | W | — | Lions | 30 | vs. Green Bay (M) | 16  | 52,613  |
| Sept. | 28  | — | W | — | Lions | 17 | at Atlanta        | 14  | 45,218  |
| Oct.  | 6*  | — | L | — | Lions | 10 | * Dallas          | 36  | 79,784* |
| Oct.  | 12* | — | W | — | Lions | 27 | * Chicago         | 7   | 74,032* |
| Oct.  | 19  | — | L | — | Lions | 19 | at Minnesota      | 25  | 47,872  |
| Oct.  | 26  | — | L | — | Lions | 8  | at Houston        | 24  | 46,904  |
| Nov.  | 2   | — | W | — | Lions | 28 | at San Francisco  | 17  | 43,209  |
| Nov.  | 9*  | — | W | — | Lions | 21 | * Cleveland       | 10  | 75,283* |
| Nov.  | 16* | — | W | — | Lions | 13 | * Green Bay       | 10  | 76,946* |
| Nov.  | 23  | — | L | — | Lions | 21 | at Kansas City    | 24& | 55,161  |
| Nov.  | 27* | — | L | — | Lions | 0  | * Los Angeles     | 20  | 69,552* |
| Dec.  | 7   | — | L | — | Lions | 21 | at Chicago        | 25  | 37,772  |
| Dec.  | 14* | — | W | — | Lions | 17 | * Minnesota       | 10  | 73,130* |
| Dec.  | 21* | — | L | — | Lions | 13 | * St. Louis       | 24  | 64,656* |

|  |  |  |  |  |  |               |            |     |          |
|--|--|--|--|--|--|---------------|------------|-----|----------|
|  |  |  |  |  |  | 245           |            | 262 | 846,132  |
|  |  |  |  |  |  | (M) Milwaukee | & overtime |     | 513,383* |

## LIONS' RANKINGS IN NATIONAL CONFERENCE, 1975

| Offense                     | Lions Total & NFC Rank | NFC Leader & Total   |
|-----------------------------|------------------------|----------------------|
| Yards Gained                | 4064 8                 | Dallas 5025          |
| By Rushing                  | 2147 4                 | Dallas 2432          |
| By Passing                  | 1917 11                | Washington 2917      |
| Ave. Total Yards Per Game   | 290 8                  | Dallas 359           |
| Ave. Rushing Yards Per Game | 153 4                  | Dallas 174           |
| Ave. Passing Yards Per Game | 137 11                 | Washington 208       |
| First Downs                 | 241 6                  | Minnesota 314        |
| Rushes                      | 532 5                  | Los Angeles 585      |
| Ave. Gain Per Rush          | 4.0 3                  | Dallas-St. Louis 4.3 |
| Passes                      | 362 10                 | Philadelphia 458     |
| Completions                 | 183 10                 | Minnesota 281        |
| QB Sacked                   | 41 10                  | St. Louis 8          |
| Had Intercepted             | 12 1                   | Detroit 12           |
| Offensive Plays             | 935 5                  | Minnesota 1031       |
| Average Gain Per Play       | 4.3 9                  | St. Louis 5.4        |
| Touchdowns                  | 29 8T                  | Minnesota 48         |
| By Rushing                  | 10 10                  | St. Louis 19         |
| By Passing                  | 15 7T                  | Minnesota 27         |
| By Returns                  | 4 2T                   | Dallas 5             |
| Points Scored               | 245 7                  | Minnesota 377        |
| Defense                     | Lions Total & NFC Rank | NFC Leader & Total   |
| Yards Allowed               | 4000 4                 | Minnesota 3153       |
| By Rushing                  | 1929 6                 | Minnesota 1532       |
| By Passing                  | 2071 4                 | Minnesota 1621       |
| Ave. Total Yards Per Game   | 286 4                  | Minnesota 225        |
| Ave. Rushing Yards Per Game | 138 6                  | Minnesota 109        |
| Ave. Passing Yards Per Game | 148 4                  | Minnesota 116        |
| First Downs Allowed         | 235 4                  | Minnesota 190        |
| Opponents Rushes            | 480 4                  | Minnesota 383        |
| Average Gain Per Rush       | 4.0 7                  | San Francisco 3.5    |
| Opponents Passes            | 360 2T                 | New Orleans 354      |
| Completions                 | 181 3                  | Dallas 162           |
| Opponents QB Sacked         | 38 5                   | Minnesota 46         |
| Intercepted By              | 20 7                   | Minnesota 28         |
| Opponents Offensive Plays   | 878 3                  | Minnesota 789        |
| Average Gain Per Play       | 4.6 5                  | Los Angeles 3.9      |
| Touchdowns Allowed          | 31 3T                  | Los Angeles 15       |
| By Rushing                  | 12 4                   | Los Angeles 4        |
| By Passing                  | 16 6T                  | Los Angeles 11       |
| By Returns                  | 3 7T                   | Los Angeles 0        |
| Points Allowed              | 262 3                  | Los Angeles 135      |

# 1975 LIONS' STATISTICS

## TEAM STATISTICS

| YARDS GAINED           | LIONS      | OPP.       |
|------------------------|------------|------------|
| Total                  | 4064       | 4000       |
| By Rushing             | 2147       | 1929       |
| By Passing             | 1917       | 2071       |
| <b>FIRST DOWNS</b>     | <b>241</b> | <b>235</b> |
| By Rushing             | 111        | 100        |
| By Passing             | 111        | 116        |
| By Penalty             | 19         | 19         |
| PASSES Attempted       | 362        | 360        |
| PASSES Completed       | 183        | 181        |
| Average Gain           | 6.2        | 6.6        |
| <b>FUMBLES</b>         |            |            |
| Number/Lost            | 28/18      | 30/17      |
| <b>PENALTIES</b>       |            |            |
| Number/Yards           | 95/838     | 95/784     |
| <b>OFFENSIVE PLAYS</b> |            |            |
| No./Average Gain       | 935/4.3    | 878/4.6    |

## INDIVIDUAL STATISTICS

### RUSHING

|             | NO. | YDS. | AVE. | L   | TD |
|-------------|-----|------|------|-----|----|
| Bussey (8)  | 157 | 696  | 4.4  | 32t | 2  |
| Taylor      | 195 | 638  | 3.3  | 24  | 4  |
| B. Thompson | 51  | 268  | 5.3  | 46t | 1  |
| King        | 61  | 260  | 4.3  | 26  | 2  |
| Reed        | 34  | 193  | 5.7  | 22  | 1  |
| Landry      | 20  | 92   | 4.6  | 14  | 0  |
| Staggers    | 2   | 26   | 13.0 | 14  | 0  |
| Jarvis      | 1   | 0    | 0.0  | 0   | 0  |
| Munson      | 4   | -3   | -    | 2   | 0  |
| Briscoe     | 2   | -3   | -    | 6   | 0  |
| Hooks       | 4   | -8   | -    | 3   | 0  |
| L. Thompson | 1   | -12  | -    | -   | 0  |
| LIONS (4)   | 532 | 2147 | 4.0  | 46t | 10 |
| Opponents   | 480 | 1929 | 4.0  | 57t | 12 |

| RECEIVING    | NO. | YDS. | AVE. | L   | TD |
|--------------|-----|------|------|-----|----|
| Sanders (24) | 37  | 486  | 13.1 | 32  | 3  |
| Jarvis       | 29  | 501  | 17.3 | 62  | 4  |
| Briscoe      | 22  | 347  | 15.8 | 59t | 4  |
| Taylor       | 21  | 111  | 5.3  | 17  | 0  |
| B. Thompson  | 19  | 122  | 6.4  | 22  | 0  |
| Bussey       | 14  | 175  | 12.5 | 65t | 2  |
| Staggers     | 14  | 174  | 12.4 | 23  | 2  |
| King         | 13  | 81   | 6.2  | 22  | 0  |
| Farmer       | 6   | 86   | 14.3 | 22  | 0  |
| Franklin     | 5   | 109  | 21.8 | 36  | 0  |
| McMakin      | 2   | 43   | 21.5 | 30  | 0  |
| Hooks        | 1   | 5    | 5.0  | 5   | 0  |
| LIONS (5)    | 183 | 2240 | 12.3 | 65t | 15 |
| Opponents    | 181 | 2377 | 13.1 | 56t | 16 |

| PUNTING    | NO. | YDS. | AVE. | L  | B |
|------------|-----|------|------|----|---|
| Weaver (1) | 80  | 3861 | 42.0 | 61 | 1 |
| Mann       | 1   | 34   | 34.0 | 34 | 0 |
| LIONS (1)  | 81  | 3395 | 41.9 | 61 | 1 |
| Opponents  | 80  | 2958 | 36.9 | 67 | 5 |

| PASSING   | ATT | COMP | %    | YDS  | L   | TD | INT | TT/YDS | AVE.  |
|-----------|-----|------|------|------|-----|----|-----|--------|-------|
| Reed (10) | 191 | 86   | 45.0 | 1181 | 65t | 9  | 10  | 14/119 | 6.18  |
| Munson    | 109 | 65   | 59.6 | 626  | 32  | 5  | 2   | 8/65   | 5.74  |
| Landry    | 56  | 31   | 55.4 | 403  | 36  | 1  | 0   | 17/129 | 7.19  |
| Concannon | 2   | 1    | 50.0 | 30   | 30  | 0  | 0   | 1/9    | 15.00 |
| Briscoe   | 2   | 0    | 0.0  | 0    | 0   | 0  | 0   | 0/0    | 0.0   |
| King      | 1   | 0    | 0.0  | 0    | 0   | 0  | 0   | 1/1    | 0.0   |
| H. Weaver | 1   | 0    | 0.0  | 0    | 0   | 0  | 0   | 0/0    | 0.0   |
| LIONS (5) | 362 | 183  | 50.6 | 2240 | 65t | 15 | 12  | 41/323 | 6.18  |
| Opponents | 360 | 181  | 50.3 | 2377 | 56t | 16 | 20  | 38/306 | 6.60  |

## INTERCEPTIONS

|             | NO. | YDS. | AVE. | L   | TD |
|-------------|-----|------|------|-----|----|
| Barney (11) | 5   | 23   | 4.6  | 13  | 0  |
| Jauron      | 4   | 39   | 9.8  | 38  | 0  |
| Johnson     | 3   | 71   | 23.7 | 45  | 0  |
| Laslavic    | 2   | 12   | 6.0  | 10  | 0  |
| Naumoff     | 2   | 11   | 5.5  | 9   | 0  |
| Davis       | 1   | 67   | 67.0 | 67t | 1  |
| Hand        | 1   | 38   | 38.0 | 38  | 0  |
| Weaver      | 1   | 31   | 31.0 | 31  | 0  |
| Weger       | 1   | 23   | 23.0 | 23  | 0  |
| LIONS (7)   | 20  | 315  | 15.8 | 67t | 1  |
| Opponents   | 12  | 82   | 6.8  | 29  | 0  |

## KICKOFF RETURNS

|                 | NO. | YDS. | AVE. | L  | TD |
|-----------------|-----|------|------|----|----|
| B. Thompson (3) | 22  | 565  | 25.7 | 42 | 0  |
| L. Thompson     | 12  | 271  | 22.6 | 33 | 0  |
| King            | 6   | 117  | 19.5 | 29 | 0  |
| Weger           | 3   | 42   | 14.0 | 20 | 0  |
| West            | 2   | 41   | 20.5 | 25 | 0  |
| Bussey          | 2   | 38   | 19.0 | 22 | 0  |
| Hooks           | 2   | 8    | 4.0  | 8  | 0  |
| Dunlap          | 1   | 19   | 19.0 | 19 | 0  |
| Hennigan        | 1   | 13   | 13.0 | 13 | 0  |
| Dennis          | 1   | 0    | 0.0  | 0  | 0  |
| LIONS (10)      | 52  | 1114 | 21.4 | 42 | 0  |
| Opponents       | 53  | 1084 | 20.5 | 49 | 0  |

## PUNT RETURNS

|           | NO. | YDS. | AVE. | L   | FC | TD |
|-----------|-----|------|------|-----|----|----|
| West (8)  | 22  | 219  | 10.0 | 43  | 8  | 0  |
| Barney    | 8   | 80   | 10.0 | 30  | 3  | 0  |
| Jauron    | 6   | 29   | 4.8  | 10  | 1  | 0  |
| LIONS (6) | 36  | 328  | 9.1  | 43  | 12 | 0  |
| Opponents | 41  | 524  | 12.8 | 52t | 5  | 1  |

## SCORING

|             | NO. | RUSH | REC. | RET. | PTS. |
|-------------|-----|------|------|------|------|
| Mann (10)   | 0   | 0    | 0    | 0    | 67*  |
| Briscoe     | 4   | 0    | 4    | 0    | 24   |
| Bussey      | 4   | 2    | 2    | 0    | 24   |
| Jarvis      | 4   | 0    | 4    | 0    | 24   |
| Taylor      | 4   | 4    | 0    | 0    | 24   |
| Sanders     | 3   | 0    | 3    | 0    | 18   |
| King        | 2   | 2    | 0    | 0    | 12   |
| Staggers    | 2   | 0    | 2    | 0    | 12   |
| Ball        | 1   | 0    | 0    | 1    | 6    |
| Davis       | 1   | 0    | 0    | 1    | 6    |
| Johnson     | 1   | 0    | 0    | 1    | 6    |
| O'Neil      | 1   | 0    | 0    | 1    | 6    |
| Reed        | 1   | 1    | 0    | 0    | 6    |
| B. Thompson | 1   | 1    | 0    | 0    | 6    |
| Price       | 0   | 0    | 0    | 0    | 2#   |
| LIONS (7)   | 29  | 10   | 15   | 4    | 245  |
| Opponents   | 31  | 12   | 16   | 3    | 262  |

\* Mann: 25/29 EPs; 14/21 FGs, L-47  
 Opponents: 26/31 EPs; 16/23 FGs  
 # safety

# 1975 LIONS BOX SCORES

KEY:  
RET—return  
REC—recovery

BP—blocked punt  
FR—fumble recovery  
INT—interception

PR—punt return  
QB, EZ—quarterback tackled, end zone  
BFGA—blocked field goal attempt

## SEPT. 21—DETROIT 30, GREEN BAY 16 at Milwaukee, 52,613

| TEAM | QUARTER | SCORE | SCORER         | YARDS | TIME  | SCORE<br>DET-Opp. |
|------|---------|-------|----------------|-------|-------|-------------------|
| DET  | 1st     | FG    | MANN           | 28    | 4:19  | 3-0               |
| DET  | 1st     | TD    | JOHNSON-BP REC | —     | 11:09 | 10-0              |
| DET  | 2nd     | TD    | BALL-BP RET    | 34    | 2:30  | 17-0              |
| GB   | 2nd     | FG    | Marcol         | 21    | 12:56 | 17-3              |
| GB   | 3rd     | TD    | Brockington    | 5     | 4:24  | 17-10             |
| DET  | 3rd     | TD    | BUSSEY         | 1     | 9:06  | 24-10             |
| DET  | 4th     | FG    | MANN           | 18    | 3:50  | 27-10             |
| GB   | 4th     | TD    | Brockington    | 2     | 7:56  | 27-16             |
| DET  | 4th     | FG    | MANN           | 47    | 11:30 | 30-16             |

## SEPT. 28—DETROIT 17, ATLANTA 14 at Atlanta, 45,218

| TEAM | QUARTER | SCORE | SCORER            | YARDS | TIME  | SCORE<br>DET-Opp. |
|------|---------|-------|-------------------|-------|-------|-------------------|
| Atl  | 2nd     | TD    | Stanback          | 17    | 11:25 | 0-7               |
| DET  | 2nd     | TD    | KING              | 5     | 14:42 | 7-7               |
| Atl  | 3rd     | TD    | Tinker-Bartkowski | 26    | 3:02  | 7-14              |
| DET  | 3rd     | FG    | MANN              | 29    | 6:40  | 10-14             |
| DET  | 4th     | TD    | TAYLOR            | 1     | 13:40 | 17-14             |

## OCT. 6—DALLAS 36, DETROIT 10 at Pontiac, 79,784

| TEAM | QUARTER | SCORE | SCORER           | YARDS | TIME  | SCORE<br>DET-Opp. |
|------|---------|-------|------------------|-------|-------|-------------------|
| Dal  | 1st     | FG    | Fritsch          | 21    | 7:10  | 0-3               |
| Dal  | 2nd     | FG    | Fritsch          | 29    | 1:51  | 0-6               |
| DET  | 2nd     | FG    | MANN             | 21    | 13:04 | 3-6               |
| Dal  | 2nd     | FG    | Fritsch          | 39    | 15:00 | 3-9               |
| DET  | 3rd     | TD    | BUSSEY-LANDRY    | 7     | 5:47  | 10-9              |
| Dal  | 3rd     | TD    | Young            | 1     | 11:57 | 10-15             |
| Dal  | 4th     | TD    | Young-Staubach   | 42    | 0:08  | 10-22             |
| Dal  | 4th     | TD    | Pearson-Newhouse | 46    | 5:54  | 10-29             |
| Dal  | 4th     | TD    | Pearson-Staubach | 37    | 8:13  | 10-36             |

## OCT. 12—DETROIT 27, CHICAGO 7 at Pontiac, 74,032

| TEAM | QUARTER | SCORE | SCORER          | YARDS | TIME  | SCORE<br>DET-Opp. |
|------|---------|-------|-----------------|-------|-------|-------------------|
| DET  | 2nd     | TD    | SANDERS-MUNSON  | 11    | 3:07  | 7-0               |
| DET  | 2nd     | TD    | JARVIS-MUNSON   | 14    | 13:55 | 14-0              |
| DET  | 3rd     | TD    | STAGGERS-MUNSON | 12    | 14:20 | 20-0              |
| DET  | 4th     | TD    | KING            | 15    | 9:25  | 27-0              |
| Chi  | 4th     | TD    | Grim-Huff       | 7     | 15:00 | 27-7              |

**OCT. 19—MINNESOTA 25, DETROIT 19**  
**at Minnesota, 47,872**

| TEAM | QUARTER | SCORE  | SCORER             | YARDS | TIME  | SCORE<br>DET-Opp. |
|------|---------|--------|--------------------|-------|-------|-------------------|
| DET  | 1st     | FG     | MANN               | 22    | 4:34  | 3-0               |
| Minn | 2nd     | FG     | Cox                | 35    | 2:46  | 3-3               |
| Minn | 2nd     | TD     | Vaight-Tarkenton   | 4     | 10:53 | 3-10              |
| Minn | 2nd     | FG     | Cox                | 28    | 14:33 | 3-13              |
| Minn | 3rd     | TD     | Marinano-Tarkenton | 10    | 1:32  | 3-20              |
| Minn | 3rd     | Safety | Beamon-QB, EZ      | -     | 8:42  | 3-22              |
| Minn | 3rd     | FG     | Cox                | 32    | 10:18 | 3-25              |
| DET  | 4th     | TD     | SANDERS-MUNSON     | 2     | 0:41  | 10-25             |
| DET  | 4th     | TD     | STAGGERS-MUNSON    | 5     | 14:08 | 19-25             |

**OCT. 26—HOUSTON 24, DETROIT 8**  
**at Houston, 46,904**

| TEAM | QUARTER | SCORE  | SCORER             | YARDS | TIME  | SCORE<br>DET-Opp. |
|------|---------|--------|--------------------|-------|-------|-------------------|
| DET  | 1st     | FG     | MANN               | 34    | 4:12  | 3-0               |
| DET  | 1st     | FG     | MANN               | 37    | 12:48 | 6-0               |
| Hous | 1st     | FG     | Butler             | 42    | 14:41 | 6-3               |
| Hous | 2nd     | TD     | Johnson-Pastorini  | 27    | 8:55  | 6-10              |
| Hous | 3rd     | TD     | Burrough-Pastorini | 56    | 5:55  | 6-17              |
| Hous | 3rd     | TD     | Johnson-PR         | 52    | 7:30  | 6-24              |
| DET  | 4th     | Safety | (Pastorini)        | -     | 1:56  | 8-24              |

**NOV. 2—DETROIT 28, SAN FRANCISCO 17**  
**at San Francisco, 43,209**

| TEAM | QUARTER | SCORE | SCORER         | YARDS | TIME  | SCORE<br>DET-Opp. |
|------|---------|-------|----------------|-------|-------|-------------------|
| SF   | 1st     | FG    | Mike-Mayer     | 25    | 6:57  | 0-3               |
| SF   | 2nd     | TD    | Snead          | 1     | 0:03  | 0-10              |
| DET  | 3rd     | TD    | JARVIS-REED    | 10    | 8:21  | 7-10              |
| SF   | 3rd     | TD    | Mitchell-Snead | 11    | 10:44 | 7-17              |
| DET  | 3rd     | TD    | BUSSEY-REED    | 65    | 11:53 | 14-17             |
| DET  | 3rd     | TD    | TAYLOR         | 2     | 14:51 | 21-17             |
| DET  | 4th     | TD    | O'NEIL-FR RET  | 49    | 2:09  | 28-17             |

**NOV. 9—DETROIT 21, CLEVELAND 10**  
**at Pontiac, 75,283**

| TEAM  | QUARTER | SCORE | SCORER        | YARDS | TIME  | SCORE<br>DET-Opp. |
|-------|---------|-------|---------------|-------|-------|-------------------|
| DET   | 1st     | TD    | TAYLOR        | 1     | 1:08  | 7-0               |
| DET   | 2nd     | TD    | JARVIS-REED   | 21    | 2:18  | 14-0              |
| Cleve | 3rd     | FG    | Cockroft      | 32    | 3:45  | 14-3              |
| DET   | 4th     | TD    | DAVIS-INT RET | 67    | 7:25  | 21-3              |
| Cleve | 4th     | TD    | Roan-Cureton  | 12    | 13:46 | 21-10             |

**NOV. 16—DETROIT 13, GREEN BAY 10**  
**at Pontiac, 76,946**

| TEAM | QUARTER | SCORE | SCORER       | YARDS | TIME  | SCORE<br>DET-Opp. |
|------|---------|-------|--------------|-------|-------|-------------------|
| DET  | 1st     | TD    | SANDERS-REED | 9     | 4:56  | 7-0               |
| GB   | 3rd     | FG    | Danelo       | 28    | 3:15  | 7-3               |
| DET  | 4th     | FG    | MANN         | 28    | 0:04  | 10-3              |
| GB   | 4th     | TD    | Odom-Harrell | 24    | 4:32  | 10-10             |
| DET  | 4th     | FG    | MANN         | 23    | 14:47 | 13-10             |

**NOV. 23—KANSAS CITY 24, DETROIT 21**  
**at Kansas City, 55,161**

| TEAM | QUARTER | SCORE  | SCORER         | YARDS | TIME  | SCORE<br>DET-Opp. |
|------|---------|--------|----------------|-------|-------|-------------------|
| KC   | 1st     | TD     | Brunson Dawson | 21    | 9:10  | 0-7               |
| KC   | 1st     | TD     | Lane           | 4     | 13:30 | 0-14              |
| DET  | 2nd     | Safety | PRICE-BP       | -     | 5:14  | 2-14              |
| DET  | 2nd     | TD     | REED           | 2     | 10:43 | 8-14              |
| DET  | 3rd     | FG     | MANN           | 37    | 12:42 | 11-14             |
| KC   | 3rd     | TD     | Lane           | 20    | 14:32 | 11-21             |
| DET  | 4th     | TD     | JARVIS-REED    | 10    | 12:32 | 18-21             |
| DET  | 4th     | FG     | MANN           | 44    | 15:00 | 21-21             |
| KC   | O.T.    | FG     | Stenerud       | 26    | 6:44  | 21-24             |

**NOV. 27—LOS ANGELES 20, DETROIT 0**  
**at Pontiac, 69,552**

| TEAM | QUARTER | SCORE | SCORER         | YARDS | TIME  | SCORE<br>DET-Opp. |
|------|---------|-------|----------------|-------|-------|-------------------|
| LA   | 1st     | TD    | Jessie-Harris  | 11    | 10:48 | 0-7               |
| LA   | 3rd     | TD    | Jackson-Harris | 17    | 6:14  | 0-13              |
| LA   | 4th     | TD    | Jackson-Harris | 38    | 5:36  | 0-20              |

**DEC. 7—CHICAGO 25, DETROIT 21**  
**at Chicago, 37,772**

| TEAM | QUARTER | SCORE | SCORER       | YARDS | TIME  | SCORE<br>DET-Opp. |
|------|---------|-------|--------------|-------|-------|-------------------|
| DET  | 1st     | TD    | TAYLOR       | 1     | 5:59  | 7-0               |
| Chi  | 1st     | FG    | Thomas       | 36    | 9:10  | 7-3               |
| Chi  | 1st     | TD    | Payton       | 4     | 14:37 | 7-10              |
| Chi  | 3rd     | FG    | Thomas       | 41    | 5:23  | 7-13              |
| Chi  | 3rd     | TD    | Payton       | 5     | 12:14 | 7-19              |
| DET  | 3rd     | TD    | BRISCOE REED | 15    | 14:40 | 14-19             |
| DET  | 4th     | TD    | BRISCOE REED | 59    | 0:49  | 21-19             |
| Chi  | 4th     | TD    | Harper       | 27    | 10:38 | 21-25             |

**DEC. 14—DETROIT 17, MINNESOTA 10**  
**at Pontiac, 73,130**

| TEAM | QUARTER | SCORE | SCORER                   | YARDS | TIME  | SCORE<br>DET-Opp. |
|------|---------|-------|--------------------------|-------|-------|-------------------|
| DET  | 1st     | TD    | BRISCOE REED             | 8     | 9:50  | 7-0               |
| DET  | 1st     | TD    | THOMPSON, B.             | 46    | 10:27 | 14-0              |
| Minn | 2nd     | FG    | Cox                      | 39    | 5:43  | 14-3              |
| DET  | 2nd     | FG    | MANN                     | 30    | 14:48 | 17-3              |
| Minn | 3rd     | TD    | Hilgenberg-Krause FR RET | 86    | 13:26 | 17-10             |

**DEC. 21—ST. LOUIS 24, DETROIT 13**  
**at Pontiac, 64,656**

| TEAM | QUARTER | SCORE | SCORER         | YARDS | TIME  | SCORE<br>DET-Opp. |
|------|---------|-------|----------------|-------|-------|-------------------|
| Stl  | 1st     | TD    | Metcalf        | 14    | 8:29  | 0-7               |
| Stl  | 2nd     | TD    | Crump BFGA RET | 64    | 1:06  | 0-14              |
| DET  | 3rd     | TD    | BUSSEY         | 32    | 1:45  | 7-14              |
| Stl  | 3rd     | TD    | Latin          | 57    | 4:28  | 7-21              |
| Stl  | 4th     | FG    | Bakken         | 24    | 4:47  | 7-24              |
| DET  | 4th     | TD    | BRISCOE REED   | 23    | 12:35 | 13-24             |

## LIONS' HEAD COACHES SUMMARY

| NAME                       | YEARS       | TOTAL     | GAMES      | WON        | LOST       | TIED      |
|----------------------------|-------------|-----------|------------|------------|------------|-----------|
| Potsy Clark                | 1934-36, 40 | 4         | 48         | 30         | 15         | 3         |
| Dutch Clark                | 1937-38     | 2         | 22         | 14         | 8          | 0         |
| Gus Henderson              | 1939        | 1         | 11         | 6          | 5          | 0         |
| Bill Edwards               | 1941-42     | 1+        | 14         | 4          | 9          | 1         |
| John Karcis                | 1942        | 1—        | 8          | 0          | 8          | 0         |
| Gus Dorais                 | 1943-47     | 5         | 53         | 20         | 31         | 2         |
| Bo McMillin                | 1948-50     | 3         | 36         | 12         | 24         | 0         |
| Buddy Parker               | 1951-56     | 6         | 72         | 47         | 23         | 2         |
| George Wilson              | 1957-64     | 8         | 104        | 53         | 45         | 6         |
| Harry Gilmer               | 1965-66     | 2         | 28         | 10         | 16         | 2         |
| Joe Schmidt                | 1967-1972   | 6         | 84         | 43         | 34         | 7         |
| Don McCafferty             | 1973        | 1         | 14         | 6          | 7          | 1         |
| Rick Forzano               | 1974-       | 2         | 28         | 14         | 14         | 0         |
| <b>Totals: 13 Coaches—</b> |             | <b>42</b> | <b>522</b> | <b>259</b> | <b>239</b> | <b>24</b> |

## PAST LIONS' COACHES

|  |  |
|--|--|
| Hunk Anderson, 1939                                    | Eddie Khayat, 1973-74                                |
| *Joe Bach, 1943-47                                     | Chuck Knox, 1967-72                                  |
| Sammy Baugh, 1966                                      | Jim Martin, 1967-72                                  |
| Leeman Bennett, 1972                                   | *Don McCafferty, HEAD COACH, 1973                    |
| Raymond Berry, 1973-75                                 | Leon McLaughlin, 1973-74                             |
| *Les Bingaman, 1960-64                                 | *Scooter McLean, 1959-63                             |
| Carl Brettschneider, 1965-66                           | *Bo McMillan, HEAD COACH 1948-50                     |
| Earl Brown, 1951                                       | Bill McPeak, 1967-72                                 |
| Pete Cawthon, 1945                                     | John Meyer, 1973-74                                  |
| *Paul Christman, 1954-55                               | Roy Miller, 1941-42                                  |
| Dutch Clark, HEAD COACH 1937-38                        | John North, 1965-72                                  |
| *Potsy Clark, HEAD COACH 1934-36, 1940                 | Bob Nussbaumer, 1957-64                              |
| Red Cochran, 1956-58                                   | Buddy Parker, assistant 1950, HEAD COACH 1951-56     |
| Jimmy David, 1967-72                                   | Buster Ramsey, 1952-59                               |
| Rey Dempsey, 1975                                      | *Clare Randolph, 1940                                |
| Don Doll, 1963-64                                      | Ray Renfro, 1965                                     |
| *Gus Dorais, HEAD COACH 1943-47                        | Lou Rymkus, 1966                                     |
| Bob Dove, 1958-59                                      | Joe Schmidt, assistant 1966, HEAD COACH 1967-72      |
| Bill Edwards, HEAD COACH 1941, 1942 (3 games)          | Don Shula, 1960-62                                   |
| Wally English, 1974-75                                 | Carl Taseff, 1965-66                                 |
| Aldo Forte, 1950-65                                    | Tim Temerario, 1948-49                               |
| Harry Gilmer, HEAD COACH 1965-66                       | Russ Thomas, 1952-53                                 |
| Sonny Grandelius, 1964                                 | Dick Voris, 1972                                     |
| *Gus Henderson, HEAD COACH 1939                        | George Wilson, assistant 1949-56, HEAD COACH 1957-64 |
| Bob Hollway, 1973-74                                   | Bob Winslow, 1946-47                                 |
| John Karcis, assistant 1942, HEAD COACH 1942 (8 games) | Lou Zarza, 1948                                      |
|  | *deceased  |

# LIONS INDIVIDUAL RECORDS (1934-1975)

## CAREER

### SERVICE

#### MOST SEASONS:

- 15 Wayne Walker, 1958-72
- 14 Dick LeBeau, 1959-72
- 13 Joe Schmidt, 1953-65
- 13 Darris McCord, 1955-67
- 12 Alex Karras, 1958-62,  
1964-70

#### MOST GAMES:

- 200 Wayne Walker, 1958-72
- 185 Dick LeBeau, 1959-72
- 168 Darris McCord, 1955-67
- 161 Alex Karras, 1958-62,  
1964-70
- 154 Joe Schmidt, 1953-65

### RUSHING

#### MOST ATTEMPTS:

- 1165 ALTIE TAYLOR, 1969-
- 938 Nick Pietrosante, 1959-65
- 739 Mel Farr, 1967-73
- 693 Ace Gutowsky, 1934-38
- 651 Dan Lewis, 1958-64
- 635 STEVE OWENS, 1970-

#### MOST YARDS GAINED:

- 4297 ALTIE TAYLOR, 1969-
- 3933 Nick Pietrosante, 1959-65
- 3072 Mel Farr, 1967-73
- 2698 Dan Lewis, 1958-64
- 2451 STEVE OWENS, 1970-
- 2444 Ace Gutowsky, 1934-38

### PASSING

#### MOST ATTEMPTS:

- 2193 Bobby Layne, 1950-58
- 1315 Milt Plum, 1962-67
- 1314 BILL MUNSON, 1968-
- 1139 GREG LANDRY, 1968-
- 885 Earl Morrall, 1958-64

#### MOST COMPLETIONS:

- 1074 Bobby Layne, 1950-58
- 716 BILL MUNSON, 1968-
- 671 Milt Plum, 1962-67
- 606 GREG LANDRY, 1968-
- 447 Earl Morrall, 1958-64

#### MOST YARDS GAINED:

- 15710 Bobby Layne, 1950-58
- 8536 Milt Plum, 1962-67
- 8461 BILL MUNSON, 1968-
- 8449 GREG LANDRY, 1968-
- 6555 Earl Morrall, 1958-64

#### MOST TOUCHDOWN PASSES:

- 118 Bobby Layne, 1950-58
- 56 GREG LANDRY, 1968-
- 56 BILL MUNSON, 1968-
- 55 Milt Plum, 1962-67
- 53 Earl Morrall, 1958-64

#### MOST PASSES INTERCEPTED

- 142 Bobby Layne, 1950-58
- 87 Milt Plum, 1962-67
- 65 GREG LANDRY, 1968-
- 42 BILL MUNSON, 1968-
- 41 Earl Morrall, 1958-64
- 40 Frank Sinkwich, 1943-44

### RECEIVING

#### MOST PASSES RECEIVED:

- 325 Gail Cogdill, 1960-68
- 287 CHARLIE SANDERS, 1968-
- 287 Jim Gibbons, 1958-68
- 227 Terry Barr, 1957-65
- 174 Leon Hart, 1950-57

#### MOST YARDS GAINED:

- 5220 Gail Cogdill, 1960-68
- 4102 CHARLIE SANDERS, 1968-
- 3810 Terry Barr, 1957-65
- 3561 Jim Gibbons, 1958-68
- 2965 John Greene, 1944-50

### INTERCEPTIONS

#### MOST PASSES INTERCEPTED:

- 62 Dick LeBeau, 1959-72
- 51 LEM BARNEY, 1967-
- 50 Yale Lary, 1952-53, 1956-64
- 46 Jack Christiansen, 1951-58
- 36 Jim David, 1952-59

#### MOST YARDS GAINED:

- 988 LEM BARNEY, 1967-
- 787 Yale Lary, 1952-53, 1956-64
- 762 Dick LeBeau, 1959-72
- 719 Bob Smith, 1949-53
- 717 Jack Christiansen, 1951-58

### SCORING

#### MOST POINTS:

- 615 ERROL MANN, 1969-
- 534 Doak Walker, 1950-55
- 345 Wayne Walker, 1958-72
- 259 Jim Martin, 1951-61
- 254 Dutch Clark, 1934-38

#### MOST TOUCHDOWNS (Total):

- 38 Terry Barr, 1957-65
- 36 Mel Farr, 1967-73
- 34 Doak Walker, 1950-55
- 32 Cloyce Box, 1949-50,  
1952-54
- 31 Leon Hart, 1950-57
- 30 Nick Pietrosante,  
1959-65
- 30 Gail Cogdill  
1960-68
- 30 ALTIE TAYLOR, 1969-

**MOST TOUCHDOWNS (Rushing):**

- 28 Nick Pietrosante, 1959-65
- 26 Mel Farr, 1967-73
- 24 **ALTIE TAYLOR, 1969-**
- 20 **STEVE OWENS, 1970-**
- 18 **GREG LANDRY, 1968-**
- 16 Bob Hoernschemeyer, 1950-55
- 12 Doak Walker, 1950-55

**MOST TOUCHDOWNS (Receiving):**

- 35 Terry Barr, 1957-65
- 32 Cloyce Box, 1949-50, 1952-54
- 28 Gail Cogdill, 1960-68
- 25 **CHARLIE SANDERS, 1968-**
- 25 Leon Hart, 1950-57
- 23 **LARRY WALTON, 1969-**
- 21 Doak Walker, 1950-55

**MOST TOUCHDOWNS (Returning):**

- 11 Jack Christiansen, 1951-58
- 10 **LEM BARNEY, 1967-**

**MOST EXTRA POINTS:**

- 204 **ERROL MANN, 1969-**
- 183 Doak Walker, 1950-55
- 172 Wayne Walker, 1958-72
- 91 Jim Martin, 1951-61
- 61 Bobby Layne, 1950-58

**MOST FIELD GOALS:**

- 137 **ERROL MANN, 1969-**
- 56 Jim Martin, 1951-61
- 53 Wayne Walker, 1958-72
- 49 Doak Walker, 1950-55
- 18 Bobby Layne, 1950-58

**PUNTING****MOST PUNTS:**

- 503 **Yale Lary, 1952-53, 1956-64**
- 353 **HERMAN WEAVER, 1970-**
- 187 Pat Studstill, 1966-67
- 182 Bob Smith, 1949-54

**BEST AVERAGE:**

- 44.3 **Yale Lary**
- 42.7 Bob Smith
- 42.4 Pat Studstill

**PUNT RETURNS****MOST RETURNS:**

- 126 **Yale Lary, 1952-53, 1956-64**
- 120 **LEM BARNEY, 1967-**
- 94 Tom Watkins, 1962-67
- 85 Jack Christiansen, 1951-68

**MOST YARDS RETURNED:**

- 1121 **LEM BARNEY, 1967-**
- 1084 Jack Christiansen
- 970 Tom Watkins
- 758 Yale Lary
- 716 Pat Studstill

**KICKOFF RETURNS****MOST RETURNS:**

- 91 Tom Watkins, 1962-67
- 75 Pat Studstill, 1961-65
- 62 Tom Vaughn, 1965-71

**MOST YARDS RETURNED:**

- 2262 Tom Watkins
- 1924 Pat Studstill
- 1595 Tom Vaughn

**SEASON****RUSHING****MOST ATTEMPTS:**

- 246 **STEVE OWENS, 1971**
- 206 Mel Farr, 1967
- 201 Nick Pietrosante, 1961
- 198 **ALTIE TAYLOR, 1970**
- 195 **ALTIE TAYLOR, 1975**
- 191 Ace Gutowsky, 1936

**MOST YARDS GAINED:**

- 1035 **STEVE OWENS, 1971**
- 872 Nick Pietrosante, 1960
- 860 Mel Farr, 1967
- 841 Nick Pietrosante, 1961
- 827 Ace Gutowsky, 1936

**PASSING****MOST ATTEMPTS**

- 336 Bobby Layne, 1950
- 332 Bobby Layne, 1951
- 329 **BILL MUNSON, 1968**
- 328 Earl Morrall, 1963
- 325 Milt Plum, 1962

**MOST COMPLETIONS:**

- 181 **BILL MUNSON, 1968**
- 179 Milt Plum, 1962
- 174 Earl Morrall, 1963
- 166 **BILL MUNSON, 1974**
- 157 Karl Sweetan, 1966

**MOST YARDS GAINED:**

- 2621 Earl Morrall, 1963
- 2403 Bobby Layne, 1951
- 2378 **Milt Plum, 1962**
- 2323 Bobby Layne, 1950
- 2311 **BILL MUNSON, 1968**

**MOST TOUCHDOWN PASSES:**

- 26 Bobby Layne, 1951
- 24 Earl Morrall, 1963
- 19 Bobby Layne, 1952
- 18 **GREG LANDRY, 1972**
- 18 **Milt Plum, 1964**

**MOST PASSES INTERCEPTED:**

- 23 Bobby Layne, 1951
- 21 Bobby Layne, 1953
- 20 Milt Plum, 1962
- 20 Bobby Layne, 1952
- 20 Clyde LeForce, 1947
- 20 Frank Sinkwich, 1943, 1944

**FEWEST PASSES INTERCEPTED:**

- 3 Dwight Sloan, 1939 (102 att.)
- 4 Harry Gilmer, 1955 (122 att.)
- 5 Fred Enke, 1949 (142 att.)
- 7 **BILL MUNSON, 1974 (292)**
- 7 Tom Dublinski, 1954 (138)
- 8 Clyde LeForce, 1948 (101)
- 8 **BILL MUNSON, 1968 (329); 1973 (187)**

**RECEIVING****MOST PASSES RECEIVED:**

- 67 Pat Studstill, 1966
- 66 Terry Barr, 1963
- 66 Bob Mann, 1949
- 57 Terry Barr, 1964
- 54 Ron Jessie, 1974
- 54 Tom Nowatzke, 1966

**MOST YARDS GAINED:**

|      |                     |
|------|---------------------|
| 1266 | Pat Studstill, 1966 |
| 1086 | Terry Barr, 1963    |
| 1030 | Terry Barr, 1964    |
| 1014 | Bob Mann, 1949      |
| 1009 | Cloyce Box, 1950    |

**INTERCEPTIONS****MOST PASSES INTERCEPTED:**

|    |                         |
|----|-------------------------|
| 12 | Jack Christiansen, 1953 |
| 12 | Don Doll, 1950          |
| 11 | Don Doll, 1949          |
| 10 | Jack Christiansen, 1957 |
| 10 | LEM BARNEY, 1967        |

**MOST YARDS GAINED:**

|     |                         |
|-----|-------------------------|
| 301 | Don Doll, 1949          |
| 238 | Jack Christiansen, 1953 |
| 232 | LEM BARNEY, 1967        |
| 218 | Bob Smith, 1949         |
| 208 | DICK JAURON, 1973       |

**SCORING****MOST POINTS:**

|     |                        |
|-----|------------------------|
| 128 | Doak Walker, 1950      |
| 106 | Doak Walker, 1954      |
| 103 | ERROL MANN, 1971       |
| 101 | ERROL MANN, 1969, 1970 |
| 99  | Bobby Layne, 1956      |

**MOST TOUCHDOWNS (Total):**

|    |                   |
|----|-------------------|
| 15 | Cloyce Box, 1952  |
| 13 | Terry Barr, 1963  |
| 12 | Leon Hart, 1951   |
| 11 | Cloyce Box, 1950  |
| 11 | Mel Farr, 1970    |
| 11 | Bill Dudley, 1947 |
| 11 | Doak Walker, 1950 |

**MOST TOUCHDOWNS (Rushing):**

|   |                          |
|---|--------------------------|
| 9 | GREG LANDRY, 1972        |
| 9 | Mel Farr, 1970           |
| 8 | Nick Pietrosante, 1960   |
| 8 | STEVE OWENS, 1971        |
| 7 | Bob Hoernschemeyer, 1953 |
| 7 | Gene Gedman, 1956        |

**MOST TOUCHDOWNS (Receiving):**

|    |                    |
|----|--------------------|
| 15 | Cloyce Box, 1952   |
| 13 | Terry Barr, 1963   |
| 12 | Leon Hart, 1951    |
| 11 | Cloyce Box, 1950   |
| 10 | Gail Cogdill, 1963 |

**MOST TOUCHDOWNS (Returning):**

|   |                         |
|---|-------------------------|
| 4 | Jack Christiansen, 1951 |
| 3 | LEM BARNEY, 1967        |

**MOST EXTRA POINTS:**

|    |                         |
|----|-------------------------|
| 43 | Doak Walker, 1951, 1954 |
| 41 | ERROL MANN, 1970        |
| 38 | ERROL MANN, 1972        |
| 38 | Doak Walker, 1950       |
| 37 | Wayne Walker, 1962      |
| 37 | ERROL MANN, 1971        |

**MOST FIELD GOALS:**

|    |                        |
|----|------------------------|
| 25 | ERROL MANN, 1969       |
| 23 | ERROL MANN, 1974       |
| 22 | ERROL MANN, 1971       |
| 20 | ERROL MANN, 1970, 1972 |
| 15 | Jim Martin, 1961       |
| 14 | Wayne Walker, 1964     |

**PUNTING****MOST PUNTS:**

|    |                       |
|----|-----------------------|
| 80 | HERMAN WEAVER, 1975   |
| 78 | Pat Studstill, 1965   |
| 72 | HERMAN WEAVER, 1974   |
| 72 | Pat Studstill, 1966   |
| 71 | Jerry DePoyster, 1968 |
| 67 | Yale Lary, 1964       |
| 66 | LEM BARNEY, 1969      |

**BEST AVERAGE:**

|      |                 |
|------|-----------------|
| 48.9 | Yale Lary, 1963 |
| 48.4 | Yale Lary, 1961 |
| 47.1 | Yale Lary, 1959 |

**PUNT RETURNS****MOST RETURNS:**

|    |                     |
|----|---------------------|
| 32 | Tom Watkins, 1963   |
| 29 | Pat Studstill, 1962 |
| 27 | Yale Lary, 1958     |
| 27 | LEM BARNEY, 1973    |

**MOST YARDS RETURNED:**

|     |                         |
|-----|-------------------------|
| 457 | Pat Studstill, 1962     |
| 399 | Tom Watkins, 1963       |
| 343 | Jack Christiansen, 1951 |

**KICKOFF RETURNS****MOST RETURNS:**

|    |                      |
|----|----------------------|
| 38 | Jimmie Jones, 1974   |
| 29 | Pat Studstill, 1964  |
| 26 | Mickey Zofko, 1972   |
| 25 | LEM BARNEY, 1968     |
| 25 | Bobby Williams, 1970 |

**MOST YARDS RETURNED:**

|     |                     |
|-----|---------------------|
| 927 | Jimmie Jones, 1974  |
| 708 | Pat Studstill, 1964 |
| 670 | LEM BARNEY, 1968    |
| 616 | Mickey Zofko, 1972  |
| 595 | Tom Vaughn, 1966    |

**GAME****RUSHING****MOST ATTEMPTS:**

|    |   |
|----|---|
| 29 | Mel Farr,<br>Oct. 20, 1968 vs. Green Bay              |
| 27 | STEVE OWENS,<br>Dec. 15, 1973 at Miami                |
| 27 | Nick Pietrosante,<br>Dec. 6, 1964 at Baltimore        |
| 25 | ALTIE TAYLOR,<br>Dec. 21, 1969 at Chicago             |
| 25 | Amos Marsh, Dec. 5, 1965<br>at San Francisco          |
| 25 | Frank Sinkwich,<br>Oct. 22, 1944<br>vs. Chicago Bears |

**MOST YARDS GAINED:**

|     |  |
|-----|--|
| 198 | Bob Hoernschemeyer,<br>Nov. 23, 1950<br>vs. New York Yanks |
| 197 | Mel Farr,<br>Nov. 12, 1967 at<br>Minnesota                 |
| 194 | Dutch Clark, Oct. 28, 1934<br>vs. Cincinnati               |
| 160 | ALTIE TAYLOR,<br>Oct. 28, 1973 vs. Green Bay               |
| 153 | Ernie Caddel, Nov. 15, 1936<br>vs. New York                |

## PASSING

### MOST ATTEMPTS:

- 49 Harry Gilmer, Dec. 11, 1955 vs. New York
- 46 Karl Sweetan, Dec. 4, 1966 at Los Angeles
- 45 Karl Sweetan, Oct. 30, 1966 vs. Green Bay
- 45 Jim Ninowski, Oct. 30, 1960 at Los Angeles
- 45 Bobby Layne, Nov. 5, 1950 vs. Chicago Bears
- 45 Bobby Layne, Oct. 9, 1955 vs. Los Angeles
- 45 Bobby Layne, Oct. 30, 1955 vs. San Francisco

### MOST COMPLETIONS:

- 26 BILL MUNSON, Nov. 10, 1968 vs. Baltimore
- 26 Bobby Layne, Oct. 9, 1955 vs. Los Angeles
- 24 Karl Sweetan, Nov. 13, 1966 at Minnesota.
- 24 Earl Morrall, Nov. 3, 1963 vs. San Francisco
- 24 Harry Gilmer, Dec. 11, 1955 vs. New York
- 23 Karl Sweetan, Dec. 4, 1966 at Los Angeles
- 23 Bobby Layne, Nov. 5, 1950 vs. Chicago Bears

### MOST YARDS GAINED:

- 374 Bobby Layne, Nov. 5, 1950 vs. Chicago Bears
- 364 Bobby Layne, Sept. 27, 1953 vs. Pittsburgh
- 347 Milt Plum, Nov. 1, 1964** vs. Los Angeles
- 341 Bobby Layne, Dec. 4, 1950 vs. Baltimore
- 330 Earl Morrall, Nov. 3, 1963 vs. San Francisco

### MOST TOUCHDOWN PASSES:

- 4 Bobby Layne (3); Nov. 11, 1951 vs. Chicago Bears; Nov. 22, 1951 vs. Green Bay; Dec. 7, 1952 vs. Chicago Bears
- 4 GREG LANDRY, Oct. 10, 1971 vs. Green Bay
- 4 Earl Morrall, Nov. 3, 1963 vs. San Francisco
- 4 Milt Plum, Sept. 23, 1962 vs. San Francisco
- 4 Tobin Rote, Nov. 3, 1957 vs. San Francisco
- 4 Frank Sinkwich, Nov. 19, 1944 vs. Chicago Bears

### MOST PASSES HAD INTERCEPTED:

- 7 Frank Sinkwich, Oct. 24, 1943 vs. Green Bay
- 6 Bobby Layne, Dec. 26, 1954 at Cleveland (title game)
- 5 Jim Ninowski, Oct. 30, 1960 at Los Angeles

## RECEIVING

### MOST PASSES RECEIVED:

- 12 Cloyce Box, Dec. 3, 1950 at Baltimore
- 11 Mel Farr, Oct. 7, 1973 vs. Minnesota
- 10 RON JESSIE, Oct. 20, 1974 at Minnesota
- 10 Mel Farr, Sept. 21, 1969 at Pittsburgh
- 10 CHARLIE SANDERS, Dec. 15, 1968 at Washington
- 10 Terry Barr, Nov. 3, 1963 at San Francisco
- 10 Lew Carpenter, Dec. 11, 1955 vs. New York
- 10 Bill Swiacki, Sept. 30, 1951 vs. Washington

### MOST YARDS GAINED:

- 302 Cloyce Box, Dec. 3, 1950 at Baltimore
- 202 Cloyce Box, Dec. 13, 1952 vs. Dallas
- 182 Bob Mann, Dec. 11, 1949 vs. Green Bay
- 172 Cloyce Box, Dec. 7, 1952 vs. Chicago Bears
- 165 Terry Barr (2), Nov. 22, 1964 vs. Minnesota and Sept. 30, 1962 at Baltimore
- 165 Gail Cogdill, Nov. 1, 1964 vs. Los Angeles

## INTERCEPTIONS

### MOST PASSES INTERCEPTED:

- 4\* Don Doll, Oct. 23, 1949 at Chicago Cardinals
- 3 by 10 players: Doll 2 times, Lary 2, BARNEY 2, Lucci 2, David, Lowe, Schmidt, Christiansen, WEGER and JAURON

### LONGEST RETURN:

- 102\* Bob Smith, Nov. 24, 1949 vs. Chicago Bears
- 100 Vern Huffman, Oct. 17, 1937 vs. Brooklyn
- 95 DICK JAURON, Nov. 18, 1973 at Chicago
- 95 Don Doll, Oct. 8, 1949 at Pittsburgh
- 92 Jack Christiansen, Nov. 1, 1953 at Los Angeles
- 90 Bob Smith, Nov. 9, 1952 at Pittsburgh

## SCORING

### MOST POINTS:

- 24 Cloyce Box, Dec. 3, 1950 at Baltimore
- 21 Doak Walker, Sept. 26, 1954 vs. Chicago Bears
- 21 Doak Walker, Dec. 3, 1950 at Baltimore
- 21 Dutch Clark, Oct. 22, 1934 vs. Brooklyn
- 20 Garo Yepremian, Nov. 13, 1966 at Minnesota
- 19 Pat Harder, Dec. 21, 1952 vs. Los Angeles (playoff game)
- 19 Doak Walker, Oct. 8, 1951 vs. New York Yanks

### MOST TOUCHDOWNS (Total):

- 4 Cloyce Box, Dec. 3, 1950 at Baltimore (all rec.)

### MOST TOUCHDOWNS (Rushing):

- 3 GREG LANDRY, Oct. 1, 1972 at Chicago
- 3 Jim Ninowski, Oct. 30, 1960 at Los Angeles
- 3 Ernie Caddell, Sept. 20, 1935 vs. Philadelphia
- 3 Ernie Caddell, Nov. 4, 1934 vs. Pittsburgh
- 3 Dutch Clark, Oct. 22, 1934 vs. Brooklyn

### MOST TOUCHDOWNS (Receiving):

- 4 Cloyce Box, Dec. 3, 1950 at Baltimore (from Layne 3, Enke 1)
- 3 Billy Gambrell, Dec. 8, 1968 at Atlanta (from Munson)
- 3 Terry Barr, Nov. 8, 1963 at San Francisco (from Morrall)
- 3 Howard Cassady, Oct. 11, 1969 vs. Baltimore (from Rote)
- 3 Jim Doran, Nov. 3, 1957 at San Francisco (from Rote)
- 3 Cloyce Box (3 times in 1952)

### MOST TOUCHDOWNS (Returning):

- 2 Jack Christiansen (twice), Oct. 14, 1951 vs. Los Angeles, Nov. 22, 1951 vs. Green Bay (all punt returns)

### MOST EXTRA POINTS:

- 8 Jim Martin, Dec. 29, 1957 vs. Cleveland (title game)
- 7 Doak Walker, Nov. 23, 1950 vs. New York Yanks
- 7 Doak Walker, Nov. 22, 1951 vs. Green Bay

### MOST FIELD GOALS:

- 6 Garo Yepremian,

- Nov. 13, 1966 at Minnesota
- 4 ERROL MANN, 4 times
- Nov. 2, 1969 at San Francisco; Dec. 14, 1969 vs. Los Angeles; Sept. 20, 1970 at Green Bay; Sept. 29, 1974 vs. Green Bay
- 4 Wayne Walker, Sept. 13, 1964 at San Francisco
- 3 ERROL MANN, 9 times
- 3 Wayne Walker, twice
- 3 Jim Martin, 6 times

## PUNTING

### MOST PUNTS:

- 10 LEM BARNEY, Nov. 27, 1969 vs. Minnesota
- 10 Jerry DePoyster, Nov. 3, 1968 at Los Angeles
- 10 George Grimes, Oct. 17, 1948 at Chicago (Bears)

### PUNT RETURNS

#### MOST RETURNS:

- 6 LEM BARNEY, Oct. 27, 1968 vs. San Francisco
- 6 Yale Lary, Nov. 8, 1959 at Pittsburgh
- 5 by 7 players 18 times (Lary 5, Watkins 4, Triplett 2, BARNEY 4, Christiansen 1, WALTON 1, and WEST 1)

#### MOST YARDS RETURNED:

- 184\* Tom Watkins, Oct. 6, 1963
- 175 Jack Christiansen, Nov. 22, 1951
- 119 Jack Christiansen, Oct. 14, 1951
- 113 Pat Studstill, Nov. 4, 1962
- 103 DICK JAURON, Nov. 24, 1974 vs. Chicago
- 101 Wally Triplett, Dec. 4, 1949

### KICKOFF RETURNS

#### MOST RETURNS:

- 7 Joe Watt, Nov. 7, 1948 at Chicago (Cardinals)
- 6 LEM BARNEY, Dec. 5, 1971 vs. Philadelphia
- 5 by 5 players (Christiansen, Cassady, Steffan, Studstill, and JONES)

#### MOST YARDS RETURNED:

- 294 Wally Triplett, Oct. 29, 1950
- 177 Tom Watkins, Nov. 7, 1965
- 170 LEM BARNEY, Dec. 5, 1971 vs. Philadelphia
- 155 Bobby Williams, Nov. 15, 1970
- 138 Earl Gizard, Nov. 1, 1953

# LIONS TEAM RECORDS (1934-1975)

## SEASON

### RUSHING

|                |            |
|----------------|------------|
| MOST ATTEMPTS: |            |
| 532            | 1971, 1975 |
| 514            | 1970       |
| 507            | 1956       |
| 496            | 1973       |
| 489            | 1962       |
| 474            | 1969       |
| 473            | 1972       |
| 473            | 1967       |
| 453            | 1965       |

#### MOST YARDS GAINED:

|      |      |
|------|------|
| 2885 | 1936 |
| 2763 | 1934 |
| 2376 | 1971 |
| 2147 | 1975 |
| 2133 | 1973 |
| 2127 | 1970 |
| 2074 | 1937 |
| 2021 | 1972 |
| 2011 | 1956 |

#### LEAST YARDS ALLOWED:

|      |      |
|------|------|
| 3084 | 1969 |
| 3217 | 1962 |
| 3245 | 1952 |
| 3365 | 1957 |
| 3397 | 1960 |

### PASSING

#### MOST ATTEMPTS:

|     |      |
|-----|------|
| 456 | 1966 |
| 406 | 1963 |
| 403 | 1950 |
| 400 | 1955 |
| 398 | 1949 |

#### MOST COMPLETIONS:

|     |      |
|-----|------|
| 239 | 1966 |
| 216 | 1974 |
| 215 | 1954 |
| 211 | 1962 |
| 206 | 1964 |
| 205 | 1955 |

#### MOST YARDS GAINED:

|      |      |
|------|------|
| 2825 | 1954 |
| 2772 | 1950 |
| 2723 | 1963 |
| 2581 | 1962 |
| 2558 | 1964 |

### PENALTIES

#### MOST TIMES PENALIZED:

|    |      |
|----|------|
| 95 | 1975 |
| 86 | 1974 |
| 86 | 1950 |
| 82 | 1966 |
| 82 | 1946 |
| 80 | 1951 |

#### MOST YARDS PENALIZED:

|     |      |
|-----|------|
| 931 | 1966 |
| 838 | 1975 |
| 810 | 1968 |
| 804 | 1950 |
| 799 | 1952 |
| 767 | 1965 |

### INTERCEPTIONS

#### MOST PASSES INTERCEPTED:

|    |      |
|----|------|
| 38 | 1953 |
| 33 | 1952 |
| 32 | 1949 |
| 31 | 1950 |
| 30 | 1954 |

#### MOST YARDS GAINED:

|     |      |
|-----|------|
| 663 | 1953 |
| 656 | 1949 |
| 522 | 1973 |
| 477 | 1952 |
| 470 | 1963 |
| 462 | 1950 |

### SCORING

#### MOST POINTS:

|     |      |
|-----|------|
| 347 | 1970 |
| 344 | 1952 |
| 341 | 1971 |
| 339 | 1972 |
| 337 | 1954 |
| 336 | 1951 |
| 326 | 1963 |
| 321 | 1950 |

#### MOST TOUCHDOWNS:

|    |      |
|----|------|
| 44 | 1951 |
| 43 | 1954 |
| 43 | 1952 |
| 43 | 1950 |
| 42 | 1963 |
| 41 | 1970 |
| 40 | 1972 |

#### LEAST POINTS ALLOWED:

|     |      |
|-----|------|
| 177 | 1962 |
| 188 | 1969 |
| 188 | 1956 |
| 189 | 1954 |
| 192 | 1952 |

### TOTAL OFFENSE

#### MOST YARDS GAINED:

|      |      |
|------|------|
| 4577 | 1971 |
| 4503 | 1962 |
| 4433 | 1954 |
| 4412 | 1961 |
| 4398 | 1950 |
| 4341 | 1951 |

#### MOST OFFENSIVE PLAYS:

|     |      |
|-----|------|
| 935 | 1975 |
| 885 | 1966 |
| 862 | 1971 |
| 855 | 1968 |
| 854 | 1963 |
| 853 | 1965 |

#### FIRST DOWNS:

|     |      |
|-----|------|
| 269 | 1971 |
| 247 | 1956 |
| 243 | 1970 |
| 243 | 1962 |
| 241 | 1975 |
| 240 | 1972 |

# LIONS TEAM RECORDS

## GAME

### RUSHING

#### MOST ATTEMPTS:

- 59 Nov. 9, 1952  
at Pittsburgh
- 57 Oct. 3, 1971  
vs. Atlanta
- 56 Oct. 28, 1973  
vs. Green Bay
- 56 Oct. 6, 1957  
at Green Bay
- 53 Sept. 24, 1950  
vs. Pittsburgh

#### MOST YARDS GAINED:

- 426\* Nov. 4, 1934  
vs. Pittsburgh
- 377 Nov. 23, 1950  
vs. N.Y. Yanks
- 321 Nov. 9, 1952  
at Pittsburgh
- 277 Nov. 12, 1967  
at Minnesota
- 266 Sept. 20, 1970  
at Green Bay

### SCORING

#### MOST POINTS:

- 52 Oct. 26, 1952  
at Green Bay
- 52 Nov. 22, 1951  
vs. Green Bay
- 49 Nov. 23, 1950  
vs. N.Y. Yanks
- 48 Nov. 14, 1954  
vs. San Francisco
- 48 Sept. 26, 1954  
vs. Chicago Bears
- 48 Nov. 27, 1952  
vs. Green Bay

#### MOST TOUCHDOWNS

- 7 3 times: see above  
(first 3 games)
- 6 3 times: see above  
(last 3 games)

### INTERCEPTIONS

#### MOST PASSES INTERCEPTED:

- 8 Sept. 22, 1968  
vs. Chicago
- 7 Oct. 26, 1958  
at Los Angeles
- 7 Sept. 17, 1950  
at Green Bay
- 6 6 times—most recent:  
Nov. 4, 1973  
vs. San Francisco

#### MOST YARDS GAINED:

- 192 Nov. 18, 1973  
at Chicago (5 int.)
- 142 Nov. 4, 1973  
vs. San Francisco
- 140 Oct. 18, 1970  
at Cleveland (5 int.)
- 130 Oct. 26, 1958  
at Los Angeles
- 128 Oct. 23, 1949  
at Chicago Cards

### TOTAL OFFENSE

#### MOST YARDS GAINED:

- 582 Nov. 23, 1950  
vs. N.Y. Yanks
- 538 Dec. 4, 1950  
at Baltimore
- 517 Dec. 13, 1952  
vs. Dallas
- 515 Nov. 17, 1957  
vs. San Francisco
- 509 Nov. 3, 1963  
at San Francisco

#### MOST OFFENSIVE PLAYS:

- 91 Nov. 22, 1953 at Chicago  
(47 rush, 44 pass)
- 83 Nov. 2, 1952 vs. Cleveland  
(38 rush, 45 pass)
- 83 Oct. 9, 1948, vs. Boston  
(38 rush, 45 pass)
- 82 Oct. 12, 1958 vs. Los Angeles  
(50 rush, 32 pass)
- 82 Nov. 20, 1949  
at New York Giants  
(43 rush, 39 pass)

# LIONS ALL-PRO SELECTIONS, BY YEARS

- 1934—George Christensen, tackle  
Dutch Clark, quarterback
- 1935—Ernie Caddell, halfback  
Dutch Clark, quarterback
- 1936—Dutch Clark, quarterback  
Ox Emerson, guard
- 1937—Dutch Clark, quarterback
- 1938—Lloyd Cardwell, halfback
- 1939—None
- 1940—Whizzer White, halfback  
John Wiethe, guard
- 1941, '42, '43—None
- 1944—Frank Sinkwich, halfback
- 1945—Bill Radovich, guard  
Emil Uremovich, tackle  
Bob Westfall, fullback
- 1946, '47, '48—None
- 1949—Don Doll, halfback
- 1950—Doak Walker, halfback
- 1951—Lou Creekmur, guard  
Leon Hart, end  
Doak Walker, halfback
- 1952—Les Bingaman, DG (UP)  
Cloyce Box, E (AP)  
Jack Christiansen, DB (AP)  
Lou Creekmur, T (AP, UP)  
Bobby Layne, QB (AP)  
T. McGraw, DT (AP, UP)  
Bob Smith, DB (UP)
- 1953—Les Bingaman (AP, UP)  
J. Christiansen, DB (AP, UP)  
Lou Creekmur G (AP)  
Lou Creekmur, T, (UP)  
Dick Stanfel, G (AP, UP)  
Doak Walker, HB (AP)
- 1954—Les Bingaman, (AP, UP)  
J. Christiansen, DB (AP, UP)  
Lou Creekmur, T (AP, UP)  
Jim David, DB (UP)  
Joe Schmidt, LB (AP)  
Dick Stanfel, G, (AP, UP)  
Doak Walker, HB (AP, UP)
- 1955—J. Christiansen, DB (AP, UP)  
Joe Schmidt, LB (AP)
- 1956—Charlie Ane, C (UP, NEA)  
Lou Creekmur, T (AP, UP)  
Christiansen (AP, UP, NEA)  
Yale Lary, DB (AP)  
Bobby Layne, (AP, UP, NEA)  
Joe Schmidt, (AP, UP, NEA)
- 1957—Jack Christiansen (AP, UP)  
Lou Creekmur, T (AP)  
Yale Lary, DB (UP)  
Joe Schmidt, LB (AP, UP)
- 1958—Yale Lary, DB (AP, UPI)  
Joe Schmidt, LB (AP, UPI)
- 1959—Joe Schmidt, LB (AP, UPI)
- 1960—Alex Karras, DT (AP, UPI)  
Dick Lane, DB (UPI)
- 1961—Alex Karras, DT (AP, UPI)  
Dick Lane, DB (AP, NEA)  
Joe Schmidt, (AP, UPI, NEA)
- 1962—Roger Brown, (AP, UPI, NEA)  
Alex Karras, DT (UPI, NEA)  
Dick Lane, (AP, UPI, NEA)  
Yale Lary, (AP, UPI, NEA)  
Joe Schmidt, (AP, UPI, NEA)
- 1963—Roger Brown (AP, UPI, NEA)  
Dick Lane, DB (UPI)  
Joe Schmidt, LB (NEA)
- 1964—John Gordy, G (NEA)  
Wayne Walker, LB (UPI)
- 1965—John Gordy, G (NEA)  
Alex Karras, (AP, UPI, NEA)  
Wayne Walker (AP, UPI, NEA)
- 1966—John Gordy, G (UPI)  
Pat Studstill, FL (AP, UPI)
- 1967—None
- 1968—Lem Barney (AP, UPI, NEA)
- 1969—Lem Barney (AP, UPI, NEA)
- 1970—Ed Flanagan, C (UPI)  
Charlie Sanders (UPI, NEA)
- 1971—Charlie Sanders (AP, UPI, NEA)
- 1972—Lem Barney (UPI)
- 1973, '74, '75—None

## LIONS ALL-PRO PLAYERS

| NAME            | TIMES | YEARS           | NAME      | TIMES | YEARS           |
|-----------------|-------|-----------------|-----------|-------|-----------------|
| Ane             | 1     | 1956            | Lane      | 4     | 1960-63         |
| Barney          | 3     | 1968-69, '72    | Lary      | 4     | 1956-58, '62    |
| Bingaman        | 3     | 1952-54         | Layne     | 2     | 1952, '56       |
| Box             | 1     | 1952            | McGraw    | 1     | 1952            |
| Brown           | 2     | 1962-63         | Radovich  | 1     | 1945            |
| Caddell         | 1     | 1935            | Sanders   | 2     | 1970-71         |
| Cardwell        | 1     | 1938            | Schmidt   | 9     | 1954-59, '61-63 |
| G. Christensen  | 1     | 1934            | Sinkwich  | 1     | 1944            |
| J. Christiansen | 6     | 1952-57         | Smith     | 1     | 1952            |
| Clark           | 4     | 1934-37         | Stanfel   | 2     | 1953-54         |
| Creekmur        | 6     | 1951-54, '56-57 | Studstill | 1     | 1966            |
| David           | 1     | 1954            | Uremovich | 1     | 1945            |
| Doll            | 1     | 1949            | D. Walker | 4     | 1950-51, '53-54 |
| Emerson         | 1     | 1936            | W. Walker | 2     | 1964-65         |
| Flanagan        | 1     | 1970            | Westfall  | 1     | 1945            |
| Gordy           | 3     | 1964-66         | White     | 1     | 1940            |
| Hart            | 1     | 1951            | Wiethe    | 1     | 1940            |
| Karras          | 4     | 1960-62, '65    |           |       |                 |

# LIONS PRO BOWL SELECTIONS, BY YEARS

|  |   |
|--|---|
| 1951 (5) Box, Creekmur, Doll, McGraw, Walker                             | 1961 (7) Cogdill, Gibbons, Karras, Lane, Lary, Pietrosante, Schmidt |
| 1952 (6) Bingaman, Box, Creekmur, Doll, Hoernschemeyer, Walker           | 1962 (7) Gibbons, Karras, Lane, Lary, Martin, Pietrosante, Schmidt  |
| 1953 (6) Creekmur, Doll, Harder, Hoernschemeyer, Layne, Smith            | 1963 (7) Brown, Cogdill, Karras, Lane, Lary, Schmidt, Sewell        |
| 1954 (7) Bingaman, Christiansen, Creekmur, Lary, Layne, Stanfel, Walker  | 1964 (6) Barr, Brown, Cogdill, Gordy, Schmidt, Walker               |
| 1955 (7) Christiansen, Creekmur, David, Schmidt, Stits, Torgeson, Walker | 1965 (7) Barr, Brown, Gibbons, Gordy, Lary, LeBeau, Walker          |
| 1956 (5) Christiansen, Creekmur, David, Schmidt, Walker                  | 1966 (6) Brown, Gordy, Karras, LeBeau, Studstill, Walker            |
| 1957 (7) Ane, Christiansen, Creekmur, David, Lary, Layne, Schmidt        | 1967 (3) Brown, LeBeau, Studstill                                   |
| 1958 (7) Christiansen, Creekmur, David, Lary, McCord, Schmidt, Sewell    | 1968 (2) Barney, Farr   |
| 1959 (5) Ane, David, Lary, Schmidt, Sewell                               | 1969 (2) Barney, Sanders  |
| 1960 (4) David, Lary, Schmidt, Sewell                                    | 1970 (3) Barney, Flanagan, Sanders                                  |
|  | 1971 (4) Farr, Flanagan, Naumoff, Sanders                           |
|  | 1972 (5) Flanagan, Landry, Lucci, Owens, Sanders                    |
|  | 1973 (2) Barney, Freitas  |
|  | 1974 (2) Barney, Flanagan   |
|  | 1975 (2) Jauron, Sanders  |
|  | 1976 (2) Barney, Sanders  |

# LIONS PRO BOWL PLAYERS

## ENDS

|                      | YEARS                |
|----------------------|----------------------|
| Barr, Terry (2)      | 1964-65              |
| Box, Cloyce (2)      | 1951-52              |
| Cogdill, Gail (3)    | 1961, 63-64          |
| Gibbons, Jim (3)     | 1961-62, 65          |
| Sanders, Charlie (6) | 1969-70-71-72, 75-76 |
| Studstill, Pat (2)   | 1966-67              |

## TACKLES

|                    |                  |
|--------------------|------------------|
| Ane, Charlie (2)   | 1957, 59         |
| Brown, Roger (5)   | 1963-64-65-66-67 |
| Creekmur, Lou (8)  | 1951-58          |
| Freitas, Rocky (1) | 1973             |
| Karras, Alex (4)   | 1961-62-63, 66   |
| McCord, Darris (1) | 1958             |

## GUARDS

|                     |                |
|---------------------|----------------|
| Gordy, John (3)     | 1964-65-66     |
| Martin, Jim (1)     | 1962           |
| McGraw, Thurman (1) | 1951           |
| Sewell, Harley (4)  | 1958-59-60, 63 |
| Stanfel, Dick (1)   | 1954           |

## QUARTERBACKS

|                  |             |
|------------------|-------------|
| Layne, Bobby (3) | 1953-54, 57 |
| Landry, Greg (1) | 1972        |

## CENTERS

|                      | YEARS          |
|----------------------|----------------|
| Bingaman, Les (2)    | 1952, 54       |
| Flanagan, Ed (4)     | 1970-71-72, 74 |
| Torgeson, LaVern (1) | 1955           |

## LINEBACKERS

|                   |            |
|-------------------|------------|
| Lucci, Mike (1)   | 1972       |
| Naumoff, Paul (1) | 1971       |
| Schmidt, Joe (10) | 1955-64    |
| Walker, Wayne (3) | 1964-65-66 |

## DEFENSIVE BACKS

|                        |                       |
|------------------------|-----------------------|
| Barney, Lem (6)        | 1968-69-70, 73-74, 76 |
| Christiansen, Jack (5) | 1954-58               |
| David, Jim (6)         | 1955-60               |
| Doll, Don (3)          | 1951-52-53            |
| Jauron, Dick (1)       | 1975                  |
| Lane, Dick (3)         | 1961-62-63            |
| Lary, Yale (9)         | 1954, 1957-63, 1965   |
| LeBeau, Dick (3)       | 1965-66-67            |
| Smith, Bob (1)         | 1953                  |
| Stits, Bill (1)        | 1955                  |

## OFFENSIVE BACKS

|                         |                  |
|-------------------------|------------------|
| Farr, Mel (2)           | 1968, 1971       |
| Harder, Pat (1)         | 1953             |
| Hoernschemeyer, Bob (2) | 1952-53          |
| Owens, Steve (1)        | 1972             |
| Pietrosante, Nick (2)   | 1961-62          |
| Walker, Doak (5)        | 1951-52, 1954-56 |

# LIONS BEST INDIVIDUAL GAME RUSHING EFFORTS

(100 Yards or More — Done by 19 Players 42 Times)

| Year      | Player             | Yards | Carries | Long Gain | Opponent        | Date     |
|-----------|--------------------|-------|---------|-----------|-----------------|----------|
| 1974,     | '75—None           |       |         |           |                 |          |
| 1973      | Altie Taylor       | 160   | 23      | 29        | Green Bay       | Oct. 28  |
|           | Taylor             | 106   | 18      | 34        | Chicago         | Nov. 18  |
|           | Steve Owens        | 113   | 27      | 10        | Miami           | Dec. 15  |
| 1972      | Steve Owens        | 113   | 20      | 18        | New York Giants | Sept. 17 |
|           | Altie Taylor       | 123   | 15      | 38TD      | New York Jets   | Nov. 23  |
| 1971      | Steve Owens        | 109   | 16      | 16        | Denver          | Nov. 7   |
|           | Altie Taylor       | 101   | 19      | 17        | Los Angeles     | Nov. 14  |
| 1970      | Mel Farr           | 117   | 16      | 16        | San Francisco   | Nov. 22  |
|           | Farr               | 104   | 20      | 18        | Oakland         | Nov. 26  |
| 1969      | (none)             |       |         |           |                 |          |
| 1968      | Mel Farr           | 138   | 18      | 46        | Chicago         | Oct. 13  |
|           | Farr               | 145   | 29*     | 26        | Green Bay       | Oct. 20  |
| 1967      | Tom Watkins        | 115   | 24      | 28        | Cleveland       | Sep. 24  |
|           | Mel Farr           | 197   | 24      | 57        | Minnesota       | Nov. 12  |
| 1966      | (none)             |       |         |           |                 |          |
| 1965      | Amos Marsh         | 146   | 23      | 62TD      | Baltimore       | Nov. 25  |
|           | Marsh              | 109   | 25      | 20TD      | San Francisco   | Dec. 5   |
| 1964      | (none)             |       |         |           |                 |          |
| 1963      | Tom Watkins        | 102   | 17      | 27        | Minnesota       | Oct. 27  |
|           | Watkins            | 107   | 21      | 25        | San Francisco   | Nov. 3   |
| 1962      | (none)             |       |         |           |                 |          |
| 1961      | Nick Pietrosante   | 113   | 12      | 42        | Chicago         | Oct. 8   |
|           | Nick Pietrosante   | 112   | 21      | 15        | Los Angeles     | Oct. 29  |
| 1960      | Nick Pietrosante   | 106   | 20      | 52        | Chicago         | Nov. 20  |
|           | Nick Pietrosante   | 142   | 21      | 43TD      | Dallas          | Dec. 11  |
|           | Nick Pietrosante   | 104   | 15      | 31TD      | Chicago         | Dec. 18  |
| 1959      | Nick Pietrosante   | 134   | 17      | 25        | Green Bay       | Nov. 26  |
| 1958      | (none)             |       |         |           |                 |          |
| 1957      | John Henry Johnson | 109   | 18      | 14        | Green Bay       | Oct. 6   |
|           | John Henry Johnson | 105   | 8       | 62TD      | Green Bay       | Nov. 28  |
| 1956      | Don McIlhenny      | 104   | 13      | 30        | San Francisco   | Oct. 21  |
|           | Gene Gedman        | 103   | 22      | 21        | Green Bay       | Nov. 22  |
| 1955      | Lew Carpenter      | 120   | 20      | 49TD      | Green Bay       | Nov. 24  |
| 1954      | Lew Carpenter      | 119   | 14      | 60TD      | Los Angeles     | Oct. 10  |
| 1953      | (none)             |       |         |           |                 |          |
| 1952      | Bob Hoernschemeyer | 107   | 20      | 32        | Pittsburgh      | Nov. 9   |
| 1951      | Bob Hoernschemeyer | 118   | 14      | 54        | Philadelphia    | Nov. 18  |
| 1950      | Bobby Layne        | 118   | 15      | 30        | Pittsburgh      | Sep. 24  |
|           | Bob Hoernschemeyer | 198*  | 17      | 96TD*     | New York Yanks  | Nov. 23  |
| 1949      | Wally Triplett     | 109   | 9       | 80TD      | Green Bay       | Oct. 30  |
| 1948      | Camp Wilson        | 125   | 19      | 38        | Chicago Cards   | Nov. 25  |
| 1945-1947 | (none)             |       |         |           |                 |          |
| 1944      | Frank Sinkwich     | 135   | 16      | 72TD      | Brooklyn        | Oct. 8   |
| 1939-1943 | (none)             |       |         |           |                 |          |
| 1938      | Bill Shepherd      | 152   | —       | —         | Chicago Bears   | Oct. 30  |
| 1937      | (none)             |       |         |           |                 |          |
| 1936      | Ace Gutowsky       | 137   | —       | —         | New York Giants | Nov. 1   |
|           | Ernie Caddel       | 153   | —       | —         | New York Giants | Nov. 15  |
| 1935      | (none)             |       |         |           |                 |          |
| 1934      | Dutch Clark        | 194   | —       | —         | Cincinnati      | Oct. 28  |
|           | Dutch Clark        | 110   | —       | —         | Pittsburgh      | Nov. 4   |
|           | Ernie Caddel       | 132   | —       | —         | Pittsburgh      | Nov. 4   |

# NATIONAL FOOTBALL LEAGUE STANDINGS

(Since 1934 When Lions Entered League)

## 1934

| Western Division  |    |    |   |       | Eastern Division |   |    |   |      |
|-------------------|----|----|---|-------|------------------|---|----|---|------|
|                   | W  | L  | T | %     |                  | W | L  | T | %    |
| Chicago Bears     | 13 | 0  | 0 | 1.000 | New York         | 8 | 5  | 0 | .615 |
| DETROIT           | 10 | 3  | 0 | .769  | Boston           | 6 | 6  | 0 | .500 |
| Green Bay         | 7  | 6  | 0 | .538  | Brooklyn         | 4 | 7  | 0 | .363 |
| Chicago Cardinals | 5  | 6  | 0 | .454  | Philadelphia     | 4 | 7  | 0 | .363 |
| St. Louis         | 1  | 10 | 0 | .090  | Pittsburgh       | 2 | 10 | 0 | .166 |

New York defeated Bears, 30-13, for World's Championship.

## 1935

| Western Division  |   |   |   |      | Eastern Division |   |   |   |      |
|-------------------|---|---|---|------|------------------|---|---|---|------|
|                   | W | L | T | %    |                  | W | L | T | %    |
| DETROIT           | 7 | 3 | 2 | .700 | New York         | 9 | 3 | 0 | .750 |
| Green Bay         | 8 | 4 | 0 | .666 | Brooklyn         | 5 | 6 | 1 | .454 |
| Chicago Cardinals | 6 | 4 | 2 | .600 | Pittsburgh       | 4 | 8 | 0 | .333 |
| Chicago Bears     | 6 | 4 | 2 | .600 | *Boston          | 2 | 8 | 1 | .200 |
|                   |   |   |   |      | *Philadelphia    | 2 | 9 | 0 | .181 |

DETROIT defeated New York, 26-7, for World's Championship.

\*One game canceled.

## 1936

| Western Division  |    |   |   |      | Eastern Division |   |    |   |      |
|-------------------|----|---|---|------|------------------|---|----|---|------|
|                   | W  | L | T | %    |                  | W | L  | T | %    |
| Green Bay         | 10 | 1 | 1 | .909 | Boston           | 7 | 5  | 0 | .714 |
| Chicago Bears     | 9  | 3 | 0 | .750 | Pittsburgh       | 6 | 6  | 0 | .500 |
| DETROIT           | 8  | 4 | 0 | .666 | New York         | 3 | 8  | 1 | .272 |
| Chicago Cardinals | 3  | 8 | 1 | .272 | Philadelphia     | 1 | 11 | 0 | .084 |

Green Bay defeated Boston, 21-6, for World's Championship.

## 1937

| Western Division  |   |    |   |      | Eastern Division |   |   |   |      |
|-------------------|---|----|---|------|------------------|---|---|---|------|
|                   | W | L  | T | %    |                  | W | L | T | %    |
| Chicago Bears     | 9 | 1  | 1 | .900 | Washington       | 8 | 3 | 0 | .727 |
| Green Bay         | 7 | 4  | 0 | .636 | New York         | 6 | 3 | 2 | .667 |
| DETROIT           | 7 | 4  | 0 | .636 | Pittsburgh       | 4 | 7 | 0 | .364 |
| Chicago Cardinals | 5 | 5  | 1 | .500 | Brooklyn         | 3 | 7 | 1 | .300 |
| Cleveland         | 1 | 10 | 0 | .091 | Philadelphia     | 2 | 8 | 1 | .200 |

Washington defeated Bears, 28-21, for World's Championship.

## 1938

| Western Division  |   |   |   |      | Eastern Division |   |   |   |      |
|-------------------|---|---|---|------|------------------|---|---|---|------|
|                   | W | L | T | %    |                  | W | L | T | %    |
| Green Bay         | 8 | 3 | 0 | .727 | New York         | 8 | 2 | 1 | .800 |
| DETROIT           | 7 | 4 | 0 | .636 | Washington       | 6 | 3 | 2 | .666 |
| Chicago Bears     | 6 | 5 | 0 | .545 | Brooklyn         | 4 | 4 | 3 | .500 |
| Cleveland         | 4 | 7 | 0 | .364 | Philadelphia     | 5 | 6 | 0 | .455 |
| Chicago Cardinals | 2 | 9 | 0 | .182 | Pittsburgh       | 2 | 9 | 0 | .182 |

New York defeated Green Bay, 23-17, for World's Championship.

## 1939

| Western Division  |   |    |   |      | Eastern Division |   |   |   |      |
|-------------------|---|----|---|------|------------------|---|---|---|------|
|                   | W | L  | T | %    |                  | W | L | T | %    |
| Green Bay         | 9 | 2  | 0 | .818 | New York         | 9 | 1 | 1 | .900 |
| Chicago Bears     | 8 | 3  | 0 | .727 | Washington       | 8 | 2 | 1 | .800 |
| DETROIT           | 6 | 5  | 0 | .545 | Brooklyn         | 4 | 6 | 1 | .400 |
| Cleveland         | 5 | 5  | 1 | .500 | Philadelphia     | 1 | 9 | 1 | .100 |
| Chicago Cardinals | 1 | 10 | 0 | .091 | Pittsburgh       | 1 | 9 | 1 | .100 |

Green Bay defeated New York, 27-0, for World's Championship.

## 1940

| Western Division  |   |   |   |      | Eastern Division |   |    |   |      |
|-------------------|---|---|---|------|------------------|---|----|---|------|
|                   | W | L | T | %    |                  | W | L  | T | %    |
| Chicago Bears     | 8 | 3 | 0 | .727 | Washington       | 9 | 2  | 0 | .818 |
| Green Bay         | 6 | 4 | 1 | .600 | Brooklyn         | 8 | 3  | 0 | .727 |
| DETROIT           | 5 | 5 | 1 | .500 | New York         | 6 | 4  | 1 | .600 |
| Cleveland         | 4 | 6 | 1 | .400 | Pittsburgh       | 2 | 7  | 2 | .222 |
| Chicago Cardinals | 2 | 7 | 2 | .222 | Philadelphia     | 1 | 10 | 0 | .100 |

Bears defeated Washington, 73-0, for World's Championship.

## 1941.

| Western Division  |     |   |   |      | Eastern Division |   |   |   |      |
|-------------------|-----|---|---|------|------------------|---|---|---|------|
|                   | W   | L | T | %    |                  | W | L | T | %    |
| Chicago Bears     | 10* | 1 | 0 | .909 | New York         | 8 | 3 | 0 | .727 |
| Green Bay         | 10  | 1 | 0 | .909 | Brooklyn         | 7 | 4 | 0 | .636 |
| DETROIT           | 4   | 6 | 1 | .400 | Washington       | 6 | 5 | 0 | .545 |
| Chicago Cardinals | 3   | 7 | 1 | .300 | Philadelphia     | 2 | 8 | 1 | .200 |
| Cleveland         | 2   | 9 | 0 | .182 | Pittsburgh       | 1 | 9 | 1 | .100 |

\*Bears defeated Green Bay, 33-14, in divisional playoff.  
 Bears defeated New York, 37-9, for World's Championship.

## 1942

| Western Division  |    |    |   |       | Eastern Division |    |   |   |      |
|-------------------|----|----|---|-------|------------------|----|---|---|------|
| Chicago Bears     | 11 | 0  | 0 | 1.000 | Washington       | 10 | 1 | 0 | .909 |
| Green Bay         | 8  | 2  | 1 | .800  | Pittsburgh       | 7  | 4 | 0 | .636 |
| Cleveland         | 5  | 6  | 0 | .455  | New York         | 5  | 5 | 1 | .500 |
| Chicago Cardinals | 3  | 8  | 0 | .273  | Brooklyn         | 3  | 8 | 0 | .273 |
| DETROIT           | 0  | 11 | 0 | .000  | Philadelphia     | 2  | 9 | 0 | .182 |

Washington defeated Bears, 14-6, for World's Championship.

## 1943

| Western Division  |   |    |   |      | Eastern Division |    |   |   |      |
|-------------------|---|----|---|------|------------------|----|---|---|------|
| Chicago Bears     | 8 | 1  | 1 | .889 | Washington       | 6* | 3 | 1 | .667 |
| Green Bay         | 7 | 2  | 1 | .778 | New York         | 6  | 3 | 1 | .667 |
| DETROIT           | 3 | 6  | 1 | .333 | Phil.-Pitt.      | 5  | 4 | 1 | .555 |
| Chicago Cardinals | 0 | 10 | 0 | .000 | Brooklyn         | 2  | 8 | 0 | .200 |

\*Washington defeated New York, 28-0, in divisional playoff.  
 Bears defeated Washington, 41-21, for World's Championship.

## 1944

| Western Division |   |    |   |      | Eastern Division |   |    |   |      |
|------------------|---|----|---|------|------------------|---|----|---|------|
| Green Bay        | 8 | 2  | 0 | .800 | New York         | 8 | 1  | 1 | .889 |
| Chicago Bears    | 6 | 3  | 1 | .667 | Philadelphia     | 7 | 1  | 2 | .875 |
| DETROIT          | 6 | 3  | 1 | .667 | Washington       | 6 | 3  | 1 | .667 |
| Cleveland        | 4 | 6  | 1 | .400 | Boston           | 2 | 8  | 0 | .200 |
| Card.-Pitt.      | 0 | 10 | 0 | .000 | Brooklyn         | 0 | 10 | 0 | .000 |

Green Bay defeated New York, 14-7, for World's Championship.

## 1945

| Western Division  |   |   |   |      | Eastern Division |   |   |   |      |
|-------------------|---|---|---|------|------------------|---|---|---|------|
| Cleveland         | 9 | 1 | 0 | .900 | Washington       | 8 | 2 | 0 | .800 |
| DETROIT           | 7 | 3 | 0 | .700 | Philadelphia     | 7 | 3 | 0 | .700 |
| Green Bay         | 6 | 4 | 0 | .600 | New York         | 3 | 6 | 1 | .333 |
| Chicago Bears     | 3 | 7 | 0 | .300 | Yanks            | 3 | 6 | 1 | .333 |
| Chicago Cardinals | 1 | 9 | 0 | .100 | Pittsburgh       | 2 | 8 | 0 | .200 |

Cleveland defeated Washington, 15-14, for World's Championship.

## 1946

| Western Division  |   |    |   |      | Eastern Division |   |   |   |      |
|-------------------|---|----|---|------|------------------|---|---|---|------|
| Chicago Bears     | 8 | 2  | 1 | .800 | New York         | 7 | 3 | 1 | .700 |
| Los Angeles       | 6 | 4  | 1 | .600 | Philadelphia     | 6 | 5 | 0 | .545 |
| Green Bay         | 6 | 5  | 0 | .545 | Washington       | 5 | 5 | 1 | .500 |
| Chicago Cardinals | 6 | 5  | 0 | .545 | Pittsburgh       | 5 | 5 | 1 | .500 |
| DETROIT           | 1 | 10 | 0 | .091 | Boston           | 2 | 8 | 1 | .200 |

Chicago Bears defeated New York, 24-14, for World's Championship.

## 1947

| Western Division  |   |   |   |      | Eastern Division |    |   |   |      |
|-------------------|---|---|---|------|------------------|----|---|---|------|
| Chicago Cardinals | 9 | 3 | 0 | .750 | Philadelphia     | 8* | 4 | 0 | .667 |
| Chicago Bears     | 8 | 4 | 0 | .667 | Pittsburgh       | 8  | 4 | 0 | .667 |
| Green Bay         | 6 | 5 | 1 | .545 | Boston           | 4  | 7 | 1 | .364 |
| Los Angeles       | 6 | 6 | 0 | .500 | Washington       | 4  | 8 | 0 | .333 |
| DETROIT           | 3 | 8 | 0 | .250 | New York         | 2  | 8 | 2 | .200 |

\*Philadelphia defeated Pittsburgh, 21-0, in divisional playoff.  
 Chicago Cardinals defeated Philadelphia, 28-21, for World's Championship.

## 1948

| Western Division  |    |    |   |      | Eastern Division |   |   |   |      |
|-------------------|----|----|---|------|------------------|---|---|---|------|
|                   | W  | L  | T | %    |                  | W | L | T | %    |
| Chicago Cardinals | 11 | 1  | 0 | .917 | Philadelphia     | 9 | 2 | 1 | .818 |
| Chicago Bears     | 10 | 2  | 0 | .833 | Washington       | 7 | 5 | 0 | .583 |
| Los Angeles       | 6  | 5  | 1 | .545 | New York         | 4 | 8 | 0 | .333 |
| Green Bay         | 3  | 9  | 0 | .250 | Pittsburgh       | 4 | 8 | 0 | .333 |
| DETROIT           | 2  | 10 | 0 | .167 | Boston           | 3 | 9 | 0 | .250 |

Philadelphia defeated Cardinals, 7-0, for World's Championship.

## 1949

| Western Division  |   |    |   |      | Eastern Division  |    |    |   |      |
|-------------------|---|----|---|------|-------------------|----|----|---|------|
| Los Angeles       | 8 | 2  | 2 | .800 | Philadelphia      | 11 | 1  | 0 | .917 |
| Chicago Bears     | 9 | 3  | 0 | .750 | Pittsburgh        | 6  | 5  | 1 | .545 |
| Chicago Cardinals | 6 | 5  | 1 | .545 | New York Giants   | 6  | 6  | 0 | .500 |
| DETROIT           | 4 | 8  | 0 | .333 | Washington        | 4  | 7  | 1 | .364 |
| Green Bay         | 2 | 10 | 0 | .167 | New York Bulldogs | 1  | 10 | 1 | .091 |

Philadelphia defeated Los Angeles, 14-0, for World's Championship.

## 1950

| National Conference |   |    |   |      | American Conference |    |   |   |      |
|---------------------|---|----|---|------|---------------------|----|---|---|------|
| Los Angeles         | 9 | 3  | 0 | .750 | Cleveland           | 10 | 2 | 0 | .833 |
| Chicago Bears       | 9 | 3  | 0 | .750 | New York Giants     | 10 | 2 | 0 | .833 |
| New York Yanks      | 7 | 5  | 0 | .583 | Philadelphia        | 6  | 6 | 0 | .500 |
| DETROIT             | 6 | 6  | 0 | .500 | Pittsburgh          | 6  | 6 | 0 | .500 |
| Green Bay           | 3 | 9  | 0 | .250 | Chicago Cardinals   | 5  | 7 | 0 | .417 |
| San Francisco       | 3 | 9  | 0 | .250 | Washington          | 3  | 9 | 0 | .250 |
| Baltimore           | 1 | 11 | 0 | .083 |                     |    |   |   |      |

Cleveland defeated Los Angeles, 30-28, for World's Championship.

## 1951

| National Conference |   |   |   |      | American Conference |    |   |   |      |
|---------------------|---|---|---|------|---------------------|----|---|---|------|
| Los Angeles         | 8 | 4 | 0 | .667 | Cleveland           | 11 | 1 | 0 | .917 |
| DETROIT             | 7 | 4 | 1 | .636 | New York Giants     | 9  | 2 | 1 | .818 |
| San Francisco       | 7 | 4 | 1 | .636 | Washington          | 5  | 7 | 0 | .417 |
| Chicago Bears       | 7 | 5 | 0 | .583 | Pittsburgh          | 4  | 7 | 1 | .364 |
| Green Bay           | 3 | 9 | 0 | .250 | Philadelphia        | 4  | 8 | 0 | .333 |
| New York Yanks      | 1 | 9 | 2 | .100 | Chicago Cardinals   | 3  | 9 | 0 | .250 |

Los Angeles defeated Cleveland, 24-17, for World's Championship.

## 1952

| National Conference |   |    |   |      | American Conference |   |   |   |      |
|---------------------|---|----|---|------|---------------------|---|---|---|------|
| DETROIT             | 9 | 3  | 0 | .750 | Cleveland           | 8 | 4 | 0 | .667 |
| Los Angeles         | 9 | 3  | 0 | .750 | Philadelphia        | 7 | 5 | 0 | .583 |
| San Francisco       | 7 | 5  | 0 | .583 | New York            | 7 | 5 | 0 | .583 |
| Green Bay           | 6 | 6  | 0 | .500 | Pittsburgh          | 5 | 7 | 0 | .417 |
| Chicago Bears       | 5 | 7  | 0 | .417 | Chicago Cardinals   | 4 | 8 | 0 | .333 |
| Dallas              | 1 | 11 | 0 | .083 | Washington          | 4 | 8 | 0 | .333 |

DETROIT defeated Cleveland, 17-7, for World's Championship.

## 1953

| Western Division |    |   |   |      | Eastern Division  |    |    |   |      |
|------------------|----|---|---|------|-------------------|----|----|---|------|
| DETROIT          | 10 | 2 | 0 | .833 | Cleveland         | 11 | 1  | 0 | .917 |
| San Francisco    | 9  | 3 | 0 | .750 | Philadelphia      | 7  | 4  | 1 | .636 |
| Los Angeles      | 8  | 3 | 1 | .727 | Washington        | 6  | 5  | 1 | .545 |
| Chicago Bears    | 3  | 8 | 1 | .273 | Pittsburgh        | 6  | 6  | 0 | .500 |
| Baltimore        | 3  | 9 | 0 | .250 | New York          | 3  | 9  | 0 | .250 |
| Green Bay        | 2  | 9 | 1 | .182 | Chicago Cardinals | 1  | 10 | 1 | .091 |

DETROIT defeated Cleveland, 17-16, for World's Championship.

## 1954

| Western Division |   |   |   |      | Eastern Division  |   |    |   |      |
|------------------|---|---|---|------|-------------------|---|----|---|------|
|                  | W | L | T | %    |                   | W | L  | T | %    |
| DETROIT          | 9 | 2 | 1 | .818 | Cleveland         | 9 | 3  | 0 | .750 |
| Chicago Bears    | 8 | 4 | 0 | .667 | Philadelphia      | 7 | 4  | 1 | .636 |
| San Francisco    | 7 | 4 | 1 | .636 | New York          | 7 | 5  | 0 | .583 |
| Los Angeles      | 6 | 5 | 1 | .545 | Pittsburgh        | 5 | 7  | 0 | .417 |
| Green Bay        | 4 | 8 | 0 | .333 | Washington        | 3 | 9  | 0 | .250 |
| Baltimore        | 3 | 9 | 0 | .250 | Chicago Cardinals | 2 | 10 | 0 | .167 |

Cleveland defeated DETROIT, 56-10, for World's Championship.

## 1955

| Western Division |   |   |   |      | Eastern Division  |   |   |   |      |
|------------------|---|---|---|------|-------------------|---|---|---|------|
|                  | W | L | T | %    |                   | W | L | T | %    |
| Los Angeles      | 8 | 3 | 1 | .727 | Cleveland         | 9 | 2 | 1 | .818 |
| Chicago Bears    | 8 | 4 | 0 | .667 | Washington        | 8 | 4 | 0 | .667 |
| Green Bay        | 6 | 6 | 0 | .500 | New York          | 6 | 5 | 1 | .545 |
| Baltimore        | 5 | 6 | 1 | .455 | Philadelphia      | 4 | 7 | 1 | .364 |
| San Francisco    | 4 | 8 | 0 | .333 | Chicago Cardinals | 4 | 7 | 1 | .364 |
| DETROIT          | 3 | 9 | 0 | .250 | Pittsburgh        | 4 | 8 | 0 | .333 |

Cleveland defeated Los Angeles, 38-14, for World's Championship.

## 1956

| Western Division |   |   |   |      | Eastern Division  |   |   |   |      |
|------------------|---|---|---|------|-------------------|---|---|---|------|
|                  | W | L | T | %    |                   | W | L | T | %    |
| Chicago Bears    | 9 | 2 | 1 | .818 | New York          | 8 | 3 | 1 | .727 |
| DETROIT          | 9 | 3 | 0 | .750 | Chicago Cardinals | 7 | 5 | 0 | .583 |
| San Francisco    | 5 | 6 | 1 | .455 | Washington        | 6 | 6 | 0 | .500 |
| Baltimore        | 5 | 7 | 0 | .417 | Cleveland         | 5 | 7 | 0 | .417 |
| Green Bay        | 4 | 8 | 0 | .333 | Pittsburgh        | 5 | 7 | 0 | .417 |
| Los Angeles      | 4 | 8 | 0 | .333 | Philadelphia      | 3 | 8 | 1 | .273 |

New York Giants defeated Chicago Bears, 47-7, for World's Championship.

## 1957

| Western Division |    |   |   |      | Eastern Division  |   |   |   |      |
|------------------|----|---|---|------|-------------------|---|---|---|------|
|                  | W  | L | T | %    |                   | W | L | T | %    |
| DETROIT          | 8* | 4 | 0 | .667 | Cleveland         | 9 | 2 | 1 | .818 |
| San Francisco    | 8  | 4 | 0 | .667 | New York          | 7 | 5 | 0 | .583 |
| Baltimore        | 7  | 5 | 0 | .583 | Pittsburgh        | 6 | 6 | 0 | .500 |
| Los Angeles      | 6  | 6 | 0 | .500 | Washington        | 5 | 6 | 1 | .455 |
| Chicago Bears    | 5  | 7 | 0 | .417 | Philadelphia      | 4 | 8 | 0 | .333 |
| Green Bay        | 3  | 9 | 0 | .250 | Chicago Cardinals | 3 | 9 | 0 | .250 |

\*DETROIT defeated San Francisco, 31-27, in divisional playoff.

DETROIT defeated Cleveland, 59-14, for World's Championship.

## 1958

| Western Division |   |    |   |      | Eastern Division  |    |   |   |      |
|------------------|---|----|---|------|-------------------|----|---|---|------|
|                  | W | L  | T | %    |                   | W  | L | T | %    |
| Baltimore        | 9 | 3  | 0 | .750 | Cleveland         | 9* | 3 | 0 | .750 |
| Chicago Bears    | 8 | 4  | 0 | .667 | New York          | 9  | 3 | 0 | .750 |
| Los Angeles      | 8 | 4  | 0 | .667 | Pittsburgh        | 7  | 4 | 1 | .636 |
| San Francisco    | 6 | 6  | 0 | .500 | Washington        | 4  | 7 | 1 | .364 |
| DETROIT          | 4 | 7  | 1 | .364 | Chicago Cardinals | 2  | 9 | 1 | .182 |
| Green Bay        | 1 | 10 | 1 | .091 | Philadelphia      | 2  | 9 | 1 | .182 |

\*New York Giants defeated Cleveland, 10-0, in divisional playoff.

Baltimore defeated New York, 23-17, for World's Championship.  
(Sudden Death 8:15)

## 1959

| Western Division |   |    |   |      | Eastern Division  |    |    |   |      |
|------------------|---|----|---|------|-------------------|----|----|---|------|
|                  | W | L  | T | %    |                   | W  | L  | T | %    |
| Baltimore        | 9 | 3  | 0 | .750 | New York          | 10 | 2  | 0 | .833 |
| Chicago Bears    | 8 | 4  | 0 | .667 | Cleveland         | 7  | 5  | 0 | .583 |
| Green Bay        | 7 | 5  | 0 | .583 | Philadelphia      | 7  | 5  | 0 | .583 |
| San Francisco    | 7 | 5  | 0 | .583 | Pittsburgh        | 6  | 5  | 1 | .545 |
| DETROIT          | 3 | 8  | 1 | .213 | Washington        | 3  | 9  | 0 | .250 |
| Los Angeles      | 2 | 10 | 0 | .167 | Chicago Cardinals | 2  | 10 | 0 | .167 |

Baltimore defeated New York, 31-16, for World's Championship.

## 1960

| Western Division |   |    |   |      | Eastern Division |    |   |   |      |
|------------------|---|----|---|------|------------------|----|---|---|------|
|                  | W | L  | T | %    |                  | W  | L | T | %    |
| Green Bay        | 8 | 4  | 0 | .667 | Philadelphia     | 10 | 2 | 0 | .833 |
| DETROIT          | 7 | 5  | 0 | .583 | Cleveland        | 8  | 3 | 1 | .727 |
| San Francisco    | 7 | 5  | 0 | .583 | New York         | 6  | 4 | 2 | .600 |
| Baltimore        | 6 | 6  | 0 | .500 | St. Louis        | 6  | 5 | 1 | .545 |
| Chicago          | 5 | 6  | 1 | .454 | Pittsburgh       | 5  | 6 | 1 | .454 |
| Los Angeles      | 4 | 7  | 1 | .363 | Washington       | 1  | 9 | 2 | .100 |
| Dallas           | 0 | 11 | 1 | .000 |                  |    |   |   |      |

Philadelphia defeated Green Bay, 17-13, for World's Championship.

## 1961

| Western Division |    |    |   |      | Eastern Division |    |    |   |      |
|------------------|----|----|---|------|------------------|----|----|---|------|
| Green Bay        | 11 | 3  | 0 | .786 | New York         | 10 | 3  | 1 | .769 |
| DETROIT          | 8  | 5  | 1 | .615 | Philadelphia     | 10 | 4  | 0 | .714 |
| Baltimore        | 8  | 6  | 0 | .571 | Cleveland        | 8  | 5  | 1 | .615 |
| Chicago          | 8  | 6  | 0 | .571 | St. Louis        | 7  | 7  | 0 | .500 |
| San Francisco    | 7  | 6  | 1 | .538 | Pittsburgh       | 6  | 8  | 0 | .429 |
| Los Angeles      | 4  | 10 | 0 | .286 | Dallas           | 4  | 9  | 1 | .308 |
| Minnesota        | 3  | 11 | 0 | .214 | Washington       | 1  | 12 | 1 | .077 |

Green Bay defeated New York, 37-0, for World's Championship.

## 1962

| Western Division |    |    |   |      | Eastern Division |    |    |   |      |
|------------------|----|----|---|------|------------------|----|----|---|------|
| Green Bay        | 13 | 1  | 0 | .929 | New York         | 12 | 2  | 0 | .857 |
| DETROIT          | 11 | 3  | 0 | .786 | Pittsburgh       | 9  | 5  | 0 | .643 |
| Chicago          | 9  | 5  | 0 | .643 | Cleveland        | 7  | 6  | 1 | .538 |
| Baltimore        | 7  | 7  | 0 | .500 | Washington       | 5  | 7  | 2 | .417 |
| San Francisco    | 6  | 8  | 0 | .429 | Dallas           | 5  | 8  | 1 | .385 |
| Minnesota        | 2  | 11 | 1 | .154 | St. Louis        | 4  | 9  | 1 | .308 |
| Los Angeles      | 1  | 12 | 1 | .077 | Philadelphia     | 3  | 10 | 1 | .231 |

Green Bay defeated New York, 16-7, for World's Championship.

## 1963

| Western Division |    |    |   |      | Eastern Division |    |    |   |      |
|------------------|----|----|---|------|------------------|----|----|---|------|
| Chicago          | 11 | 1  | 2 | .917 | New York         | 11 | 3  | 0 | .786 |
| Green Bay        | 11 | 2  | 1 | .846 | Cleveland        | 10 | 4  | 0 | .714 |
| Baltimore        | 8  | 6  | 0 | .571 | St. Louis        | 9  | 5  | 0 | .643 |
| DETROIT          | 5  | 8  | 1 | .385 | Pittsburgh       | 7  | 4  | 3 | .636 |
| Minnesota        | 5  | 8  | 1 | .385 | Dallas           | 4  | 10 | 0 | .286 |
| Los Angeles      | 5  | 9  | 0 | .357 | Washington       | 3  | 11 | 0 | .214 |
| San Francisco    | 2  | 12 | 0 | .143 | Philadelphia     | 2  | 10 | 2 | .167 |

Chicago defeated New York, 14-10, for World's Championship.

## 1964

| Western Division |    |    |   |      | Eastern Division |    |    |   |      |
|------------------|----|----|---|------|------------------|----|----|---|------|
| Baltimore        | 12 | 2  | 0 | .857 | Cleveland        | 10 | 3  | 1 | .769 |
| Green Bay        | 8  | 5  | 1 | .615 | St. Louis        | 9  | 3  | 2 | .750 |
| Minnesota        | 8  | 5  | 1 | .615 | Philadelphia     | 6  | 8  | 0 | .429 |
| DETROIT          | 7  | 5  | 2 | .583 | Washington       | 6  | 8  | 0 | .429 |
| Los Angeles      | 5  | 7  | 2 | .417 | Dallas           | 5  | 8  | 1 | .385 |
| Chicago          | 5  | 9  | 0 | .357 | Pittsburgh       | 5  | 9  | 0 | .357 |
| San Francisco    | 4  | 10 | 0 | .286 | New York         | 2  | 10 | 2 | .166 |

Cleveland defeated Baltimore, 27-0, for World's Championship.

## 1965

| Western Division |     |    |   |      | Eastern Division |    |    |   |      |
|------------------|-----|----|---|------|------------------|----|----|---|------|
| Green Bay        | 10* | 3  | 1 | .769 | Cleveland        | 11 | 3  | 0 | .786 |
| Baltimore        | 10  | 3  | 1 | .769 | Dallas           | 7  | 7  | 0 | .500 |
| Chicago          | 9   | 5  | 0 | .643 | New York         | 7  | 7  | 0 | .500 |
| San Francisco    | 7   | 6  | 1 | .538 | Washington       | 6  | 8  | 0 | .429 |
| Minnesota        | 7   | 7  | 0 | .500 | Philadelphia     | 5  | 9  | 0 | .357 |
| DETROIT          | 6   | 7  | 1 | .462 | St. Louis        | 5  | 9  | 0 | .357 |
| Los Angeles      | 4   | 10 | 1 | .286 | Pittsburgh       | 2  | 12 | 0 | .143 |

\*Green Bay defeated Baltimore, 13-10, in playoff (overtime)

Green Bay defeated Cleveland, 23-12, for Championship.

## 1966

| Western Division  |    |   |   |      | Eastern Division   |    |    |   |      |
|-------------------|----|---|---|------|--------------------|----|----|---|------|
|                   | W  | L | T | %    |                    | W  | L  | T | %    |
| Green Bay -----   | 12 | 2 | 0 | .857 | Dallas -----       | 10 | 3  | 1 | .769 |
| Baltimore -----   | 9  | 5 | 0 | .643 | Cleveland -----    | 9  | 5  | 0 | .643 |
| Los Angeles ----- | 8  | 6 | 0 | .571 | Philadelphia ----- | 9  | 5  | 0 | .643 |
| San Francisco --- | 6  | 6 | 2 | .500 | St. Louis -----    | 8  | 5  | 1 | .615 |
| Chicago -----     | 5  | 7 | 2 | .417 | Washington -----   | 7  | 7  | 0 | .500 |
| DETROIT -----     | 4  | 9 | 1 | .308 | Pittsburgh -----   | 5  | 8  | 1 | .385 |
| Minnesota -----   | 4  | 9 | 1 | .308 | Atlanta -----      | 3  | 11 | 0 | .214 |
|                   |    |   |   |      | New York -----     | 1  | 12 | 1 | .017 |

Green Bay defeated Dallas, 34-27, for NFL Championship.  
 Green Bay defeated Kansas City (AFL), 35-10, in Super Bowl I.

## 1967

| WESTERN CONFERENCE |    |    |   |      | EASTERN CONFERENCE |   |    |   |      |
|--------------------|----|----|---|------|--------------------|---|----|---|------|
| Central Division   |    |    |   |      | Capitol Division   |   |    |   |      |
| Green Bay -----    | 9  | 4  | 1 | .692 | Dallas -----       | 9 | 5  | 0 | .643 |
| Chicago -----      | 7  | 6  | 1 | .538 | Philadelphia ----- | 6 | 7  | 1 | .462 |
| DETROIT -----      | 5  | 7  | 2 | .417 | Washington -----   | 5 | 6  | 3 | .455 |
| Minnesota -----    | 3  | 8  | 3 | .273 | New Orleans -----  | 3 | 11 | 0 | .214 |
| Coastal Division   |    |    |   |      | Century Division   |   |    |   |      |
| Los Angeles -----  | 11 | 1  | 2 | .917 | Cleveland -----    | 9 | 5  | 0 | .643 |
| Baltimore -----    | 11 | 1  | 2 | .917 | New York -----     | 7 | 7  | 0 | .500 |
| San Francisco ---  | 7  | 7  | 0 | .500 | St. Louis -----    | 6 | 7  | 1 | .462 |
| Atlanta -----      | 1  | 12 | 1 | .077 | Pittsburgh -----   | 4 | 9  | 1 | .308 |

Green Bay defeated Los Angeles, 28-7, for Western title.  
 Dallas defeated Cleveland, 52-14, for Eastern title  
 Green Bay defeated Dallas, 21-17, for NFL Championship  
 Green Bay defeated Oakland (AFL), 33-14, in Super Bowl II.

## 1968

| WESTERN CONFERENCE |    |    |   |      | EASTERN CONFERENCE |    |    |   |      |
|--------------------|----|----|---|------|--------------------|----|----|---|------|
| Central Division   |    |    |   |      | Capitol Division   |    |    |   |      |
| Minnesota -----    | 8  | 6  | 0 | .571 | Dallas -----       | 12 | 2  | 0 | .857 |
| Chicago -----      | 7  | 7  | 0 | .500 | New York -----     | 7  | 7  | 0 | .500 |
| Green Bay -----    | 6  | 7  | 1 | .462 | Washington -----   | 5  | 9  | 0 | .357 |
| DETROIT -----      | 4  | 8  | 2 | .333 | Philadelphia ----- | 2  | 12 | 0 | .143 |
| Coastal Division   |    |    |   |      | Century Division   |    |    |   |      |
| Baltimore -----    | 13 | 1  | 0 | .929 | Cleveland -----    | 10 | 4  | 0 | .714 |
| Los Angeles -----  | 10 | 3  | 1 | .769 | St. Louis -----    | 9  | 4  | 1 | .692 |
| San Francisco ---  | 7  | 6  | 1 | .538 | New Orleans -----  | 4  | 9  | 1 | .308 |
| Atlanta -----      | 2  | 12 | 0 | .143 | Pittsburgh -----   | 2  | 11 | 1 | .154 |

Baltimore defeated Minnesota, 24-14, for Western title  
 Cleveland defeated Dallas, 31-20, for Eastern title.  
 Baltimore defeated Cleveland, 34-0, for NFL Championship.  
 New York (AFL) defeated Baltimore, 16-7, in Super Bowl III.

## 1969

| WESTERN CONFERENCE |    |    |   |      | EASTERN CONFERENCE |    |    |   |      |
|--------------------|----|----|---|------|--------------------|----|----|---|------|
| Central Division   |    |    |   |      | Capitol Division   |    |    |   |      |
| Minnesota -----    | 12 | 2  | 0 | .857 | Dallas -----       | 11 | 2  | 1 | .846 |
| DETROIT -----      | 9  | 4  | 1 | .692 | Washington -----   | 7  | 5  | 2 | .583 |
| Green Bay -----    | 8  | 6  | 0 | .571 | New Orleans -----  | 5  | 9  | 0 | .357 |
| Chicago -----      | 1  | 13 | 0 | .071 | Philadelphia ----- | 4  | 9  | 1 | .308 |
| Coastal Division   |    |    |   |      | Century Division   |    |    |   |      |
| Los Angeles -----  | 11 | 3  | 0 | .785 | Cleveland -----    | 10 | 3  | 1 | .769 |
| Baltimore -----    | 8  | 5  | 1 | .615 | New York -----     | 6  | 8  | 0 | .429 |
| Atlanta -----      | 6  | 8  | 0 | .429 | St. Louis -----    | 4  | 9  | 1 | .308 |
| San Francisco ---  | 4  | 8  | 2 | .333 | Pittsburgh -----   | 1  | 13 | 0 | .071 |

Minnesota defeated Los Angeles, 23-20 for Western title.  
 Cleveland defeated Dallas, 38-14, for Eastern title.  
 Minnesota defeated Cleveland, 27-7, for NFL Championship.  
 Kansas City (AFL) defeated Minnesota, 23-7, in Super Bowl IV.

# 1970

## NATIONAL CONFERENCE

| Central Division |    |    |   |      |
|------------------|----|----|---|------|
| Minnesota        | 12 | 2  | 0 | .857 |
| DETROIT          | 10 | 4  | 0 | .714 |
| Chicago          | 6  | 8  | 0 | .429 |
| Green Bay        | 6  | 8  | 0 | .429 |
| Eastern Division |    |    |   |      |
| Dallas           | 10 | 4  | 0 | .714 |
| New York         | 9  | 5  | 0 | .643 |
| St. Louis        | 8  | 5  | 1 | .615 |
| Washington       | 6  | 8  | 0 | .429 |
| Philadelphia     | 3  | 10 | 1 | .231 |
| Western Division |    |    |   |      |
| San Francisco    | 10 | 3  | 1 | .769 |
| Los Angeles      | 9  | 4  | 1 | .692 |
| Atlanta          | 4  | 8  | 2 | .333 |
| New Orleans      | 2  | 11 | 1 | .154 |

Dallas defeated DETROIT, 5-0, and San Francisco defeated Minnesota, 17-14, in National Conference play-offs. Dallas defeated San Francisco, 17-10, for National Conference title.

## AMERICAN CONFERENCE

| Central Division |    |    |   |      |
|------------------|----|----|---|------|
| Cincinnati       | 8  | 6  | 0 | .571 |
| Cleveland        | 7  | 7  | 0 | .500 |
| Pittsburgh       | 5  | 9  | 0 | .357 |
| Houston          | 3  | 10 | 1 | .231 |
| Eastern Division |    |    |   |      |
| Baltimore        | 11 | 2  | 1 | .846 |
| Miami            | 10 | 4  | 0 | .714 |
| New York         | 4  | 10 | 0 | .286 |
| Buffalo          | 3  | 10 | 1 | .231 |
| Boston           | 2  | 12 | 0 | .143 |
| Western Division |    |    |   |      |
| Oakland          | 8  | 4  | 2 | .667 |
| Kansas City      | 7  | 5  | 2 | .583 |
| San Diego        | 5  | 6  | 3 | .455 |
| Denver           | 5  | 8  | 1 | .357 |

Baltimore defeated Cincinnati, 17-0, and Oakland defeated Miami, 21-14, in American Conference playoffs. Baltimore defeated Oakland, 27-17, for American Conference title.

Baltimore defeated Dallas, 16-13, for NFL title in Super Bowl V.

# 1971

## NATIONAL CONFERENCE

| Central Division |    |    |   |      |
|------------------|----|----|---|------|
| Minnesota        | 11 | 3  | 0 | .786 |
| DETROIT          | 7  | 6  | 1 | .538 |
| Chicago          | 6  | 8  | 0 | .429 |
| Green Bay        | 4  | 8  | 2 | .333 |
| Eastern Division |    |    |   |      |
| Dallas           | 11 | 3  | 0 | .786 |
| Washington       | 9  | 4  | 1 | .692 |
| Philadelphia     | 6  | 7  | 1 | .462 |
| St. Louis        | 4  | 9  | 1 | .308 |
| New York Giants  | 4  | 10 | 0 | .286 |
| Western Division |    |    |   |      |
| San Francisco    | 9  | 5  | 0 | .643 |
| Los Angeles      | 8  | 5  | 1 | .615 |
| Atlanta          | 7  | 6  | 1 | .538 |
| New Orleans      | 4  | 8  | 2 | .333 |

Dallas defeated Minnesota, 20-12, and San Francisco defeated Washington, 24-20, in National Conference play-offs. Dallas defeated San Francisco, 14-3, for National Conference title.

## AMERICAN CONFERENCE

| Central Division |    |    |   |      |
|------------------|----|----|---|------|
| Cleveland        | 9  | 5  | 0 | .643 |
| Pittsburgh       | 6  | 8  | 0 | .429 |
| Houston          | 4  | 9  | 1 | .308 |
| Cincinnati       | 4  | 10 | 0 | .286 |
| Eastern Division |    |    |   |      |
| Miami            | 10 | 3  | 1 | .769 |
| Baltimore        | 10 | 4  | 0 | .714 |
| New England      | 6  | 8  | 0 | .429 |
| New York Jets    | 6  | 8  | 0 | .429 |
| Buffalo          | 1  | 13 | 0 | .071 |
| Western Division |    |    |   |      |
| Kansas City      | 10 | 3  | 1 | .769 |
| Oakland          | 8  | 4  | 2 | .667 |
| San Diego        | 6  | 8  | 0 | .429 |
| Denver           | 4  | 9  | 1 | .308 |

Miami defeated Kansas City, 27-24, and Baltimore defeated Cleveland, 20-3, in American Conference play-offs. Miami defeated Baltimore, 21-0 for American Conference title.

Dallas defeated Miami, 24-3, for NFL title in Super Bowl VI.

NATIONAL CONFERENCE 1972 AMERICAN CONFERENCE

| Central Division |    |   |   |      |
|------------------|----|---|---|------|
| Green Bay        | 10 | 4 | 0 | .714 |
| DETROIT          | 8  | 5 | 1 | .607 |
| Minnesota        | 7  | 7 | 0 | .500 |
| Chicago          | 4  | 9 | 1 | .321 |

| Central Division |    |    |   |      |
|------------------|----|----|---|------|
| Pittsburgh       | 11 | 3  | 0 | .786 |
| Cleveland        | 10 | 4  | 0 | .714 |
| Cincinnati       | 8  | 6  | 0 | .571 |
| Houston          | 1  | 13 | 0 | .071 |

| Eastern Division |    |    |   |      |
|------------------|----|----|---|------|
| Washington       | 11 | 3  | 0 | .786 |
| Dallas           | 10 | 4  | 0 | .714 |
| New York Giants  | 8  | 6  | 0 | .571 |
| St. Louis        | 4  | 9  | 1 | .321 |
| Philadelphia     | 2  | 11 | 1 | .179 |

| Eastern Division |    |    |   |       |
|------------------|----|----|---|-------|
| Miami            | 14 | 0  | 0 | 1.000 |
| New York Jets    | 7  | 7  | 0 | .500  |
| Baltimore        | 5  | 9  | 0 | .429  |
| Buffalo          | 4  | 9  | 1 | .321  |
| New England      | 3  | 11 | 0 | .214  |

| Western Division |   |    |   |      |
|------------------|---|----|---|------|
| San Francisco    | 8 | 5  | 1 | .607 |
| Atlanta          | 7 | 7  | 0 | .500 |
| Los Angeles      | 6 | 7  | 1 | .464 |
| New Orleans      | 2 | 11 | 1 | .179 |

| Western Division |    |   |   |      |
|------------------|----|---|---|------|
| Oakland          | 10 | 3 | 1 | .750 |
| Kansas City      | 8  | 6 | 0 | .571 |
| Denver           | 5  | 9 | 0 | .429 |
| San Diego        | 4  | 9 | 1 | .321 |

Dallas defeated San Francisco, 30-28, and Washington defeated Green Bay, 16-3, in National Conference playoffs. Washington defeated Dallas, 26-3, for National Conference title.

Miami defeated Cleveland, 20-14, and Pittsburgh defeated Oakland, 13-7, in American Conference playoffs. Miami defeated Pittsburgh, 21-17, for American Conference title.

Miami defeated Washington, 14-7, for NFL title in Super Bowl VII.

1973

NATIONAL CONFERENCE

AMERICAN CONFERENCE

| Central Division |    |    |   |      |
|------------------|----|----|---|------|
| Minnesota        | 12 | 2  | 0 | .857 |
| DETROIT          | 6  | 7  | 1 | .464 |
| Green Bay        | 5  | 7  | 2 | .429 |
| Chicago          | 3  | 11 | 0 | .214 |

| Central Division |    |    |   |      |
|------------------|----|----|---|------|
| Cincinnati       | 10 | 4  | 0 | .714 |
| Pittsburgh*      | 10 | 4  | 0 | .714 |
| Cleveland        | 7  | 5  | 2 | .571 |
| Houston          | 1  | 13 | 0 | .071 |

| Eastern Division |    |    |   |      |
|------------------|----|----|---|------|
| Dallas           | 10 | 4  | 0 | .714 |
| Washington*      | 10 | 4  | 0 | .714 |
| Philadelphia     | 5  | 8  | 1 | .393 |
| St. Louis        | 4  | 9  | 1 | .321 |
| New York Giants  | 2  | 11 | 1 | .179 |

| Eastern Division |    |    |   |      |
|------------------|----|----|---|------|
| Miami            | 12 | 2  | 0 | .857 |
| Buffalo          | 9  | 5  | 0 | .643 |
| New England      | 5  | 9  | 0 | .357 |
| Baltimore        | 4  | 10 | 0 | .286 |
| New York Jets    | 4  | 10 | 0 | .286 |

| Western Division |    |   |   |      |
|------------------|----|---|---|------|
| Los Angeles      | 12 | 2 | 0 | .857 |
| Atlanta          | 9  | 5 | 0 | .643 |
| New Orleans      | 5  | 9 | 0 | .357 |
| San Francisco    | 5  | 9 | 0 | .357 |

| Western Division |   |    |   |      |
|------------------|---|----|---|------|
| Oakland          | 9 | 4  | 1 | .679 |
| Denver           | 7 | 5  | 2 | .571 |
| Kansas City      | 7 | 5  | 2 | .571 |
| San Diego        | 2 | 11 | 1 | .179 |

\*wild-card teams

Minnesota defeated Washington, 27-20, and Dallas defeated Los Angeles, 27-16, in National Conference playoffs. Minnesota defeated Dallas, 27-10, for National Conference title.

Miami defeated Cincinnati, 34-16, and Oakland defeated Pittsburgh, 33-14, in American Conference playoffs. Miami defeated Oakland, 27-10, for American Conference title.

Miami defeated Minnesota, 24-7, for NFL title in Super Bowl VIII.

NATIONAL CONFERENCE

1974

AMERICAN CONFERENCE

|           | Central Division |    |   | Pct. |
|-----------|------------------|----|---|------|
|           | W                | L  | T |      |
| Minnesota | 10               | 4  | 0 | .714 |
| DETROIT   | 7                | 7  | 0 | .500 |
| Green Bay | 6                | 8  | 0 | .429 |
| Chicago   | 4                | 10 | 0 | .286 |

|            | Central Division |    |   | Pct. |
|------------|------------------|----|---|------|
|            | W                | L  | T |      |
| Pittsburgh | 10               | 3  | 1 | .750 |
| Cincinnati | 7                | 7  | 0 | .500 |
| Houston    | 7                | 7  | 0 | .500 |
| Cleveland  | 4                | 10 | 0 | .286 |

| Eastern Division |    |    |   |      |
|------------------|----|----|---|------|
| St. Louis        | 10 | 4  | 0 | .714 |
| Washington*      | 10 | 4  | 0 | .714 |
| Dallas           | 8  | 6  | 0 | .571 |
| Philadelphia     | 7  | 7  | 0 | .500 |
| New York Giants  | 2  | 12 | 0 | .143 |

| Eastern Division |    |    |   |      |
|------------------|----|----|---|------|
| Miami            | 11 | 3  | 0 | .786 |
| Buffalo*         | 9  | 5  | 0 | .643 |
| New England      | 7  | 7  | 0 | .500 |
| New York Jets    | 7  | 7  | 0 | .500 |
| Baltimore        | 2  | 12 | 0 | .143 |

| Western Division |    |    |   |      |
|------------------|----|----|---|------|
| Los Angeles      | 10 | 4  | 0 | .714 |
| San Francisco    | 6  | 8  | 0 | .429 |
| New Orleans      | 5  | 9  | 0 | .357 |
| Atlanta          | 3  | 11 | 0 | .214 |

| Western Division |    |   |   |      |
|------------------|----|---|---|------|
| Oakland          | 12 | 2 | 0 | .857 |
| Denver           | 7  | 6 | 1 | .536 |
| Kansas City      | 5  | 9 | 0 | .357 |
| San Diego        | 5  | 9 | 0 | .357 |

Minnesota defeated St. Louis, 30-14, and Los Angeles defeated Washington, 19-10, in National Conference playoffs. Minnesota defeated Los Angeles, 14-10, for National Conference title.

Pittsburgh defeated Buffalo, 32-14, and Oakland defeated Miami, 28-26, in American Conference playoffs. Pittsburgh defeated Oakland, 24-13, for American Conference title.

Pittsburgh defeated Minnesota, 16-6, for NFL title in Super Bowl IX.

1975

NATIONAL CONFERENCE

AMERICAN CONFERENCE

Central Division

Central Division

|           | W  | L  | T | Pct. |
|-----------|----|----|---|------|
| Minnesota | 12 | 2  | 0 | .857 |
| DETROIT   | 7  | 7  | 0 | .500 |
| Chicago   | 4  | 10 | 0 | .286 |
| Green Bay | 4  | 10 | 0 | .286 |

|            | W  | L  | T | Pct. |
|------------|----|----|---|------|
| Pittsburgh | 12 | 2  | 0 | .857 |
| Cincinnati | 11 | 3  | 0 | .786 |
| Houston    | 10 | 4  | 0 | .714 |
| Cleveland  | 3  | 11 | 0 | .214 |

Eastern Division

Eastern Division

|                 | W  | L  | T | Pct. |
|-----------------|----|----|---|------|
| St. Louis       | 11 | 3  | 0 | .786 |
| Dallas          | 10 | 4  | 0 | .714 |
| Washington      | 8  | 6  | 0 | .571 |
| New York Giants | 5  | 9  | 0 | .357 |
| Philadelphia    | 4  | 10 | 0 | .286 |

|               | W  | L  | T | Pct. |
|---------------|----|----|---|------|
| Baltimore     | 10 | 4  | 0 | .714 |
| Miami         | 10 | 4  | 0 | .714 |
| Buffalo       | 8  | 6  | 0 | .571 |
| New England   | 3  | 11 | 0 | .214 |
| New York Jets | 3  | 11 | 0 | .214 |

Western Division

Western Division

|               | W  | L  | T | Pct. |
|---------------|----|----|---|------|
| Los Angeles   | 12 | 2  | 0 | .857 |
| San Francisco | 5  | 9  | 0 | .357 |
| Atlanta       | 4  | 10 | 0 | .286 |
| New Orleans   | 2  | 12 | 0 | .143 |

|             | W  | L  | T | Pct. |
|-------------|----|----|---|------|
| Oakland     | 11 | 3  | 0 | .786 |
| Denver      | 6  | 8  | 0 | .429 |
| Kansas City | 5  | 9  | 0 | .357 |
| San Diego   | 2  | 12 | 0 | .143 |

Dallas defeated Minnesota, 17-14, and Los Angeles defeated St. Louis, 35-23, in National Conference playoffs. Dallas defeated Los Angeles, 37-7, for National Conference title.

Pittsburgh defeated Baltimore, 28-10, and Oakland defeated Cincinnati, 31-28, in American Conference playoffs. Pittsburgh defeated Oakland, 16-10, for American Conference title.

Pittsburgh defeated Dallas, 21-17, for NFL title in Super Bowl X.

## LIONS YEAR-BY-YEAR RECORD

● home games played at UD Stadium

| YEAR   | GP  | WON | LOST | TIED | PF     | PA    | POSITION   | HEAD COACH          |       |
|--------|-----|-----|------|------|--------|-------|------------|---------------------|-------|
| 1934●  | 13  | 10  | 3    | 0    | 238    | 59    | 2nd        | Potsy Clark         |       |
| 1935●  | 12  | 7   | 3    | 2    | 191    | 111   | 1st        | Potsy Clark         |       |
| 1936●  | 12  | 8   | 4    | 0    | 235    | 102   | 3rd        | Potsy Clark         |       |
| 1937●  | 11  | 7   | 4    | 0    | 180    | 105   | 2nd (tied) | Dutch Clark         |       |
| 1938   | 11  | 7   | 4    | 0    | 119    | 108   | 2nd        | Dutch Clark         |       |
| 1939   | 11  | 6   | 5    | 0    | 145    | 150   | 3rd        | Gus Henderson       |       |
| 1940●  | 11  | 5   | 5    | 1    | 138    | 153   | 3rd        | Potsy Clark         |       |
| 1941   | 11  | 4   | 6    | 1    | 121    | 195   | 3rd        | Bill Edwards        |       |
| 1942   | 11  | 0   | 11   | 0    | 88     | 263   | 5th        | Edwards-John Karcis |       |
| 1943   | 10  | 3   | 6    | 1    | 178    | 218   | 3rd        | Gus Dorais          |       |
| 1944   | 10  | 6   | 3    | 1    | 216    | 151   | 2nd (tied) | Gus Dorais          |       |
| 1945   | 10  | 7   | 3    | 0    | 195    | 194   | 2nd        | Gus Dorais          |       |
| 1946   | 11  | 1   | 10   | 0    | 142    | 310   | 5th        | Gus Dorais          |       |
| 1947   | 12  | 3   | 9    | 0    | 231    | 305   | 5th        | Gus Dorais          |       |
| 1948   | 12  | 2   | 10   | 0    | 200    | 407   | 5th        | Bo McMillin         |       |
| 1949   | 12  | 4   | 8    | 0    | 237    | 259   | 4th        | Bo McMillin         |       |
| 1950   | 12  | 6   | 6    | 0    | 321    | 285   | 4th        | Bo McMillin         |       |
| 1951   | 12  | 7   | 4    | 1    | 336    | 259   | 2nd        | Buddy Parker        |       |
| 1952   | 12  | 9   | 3    | 0    | 344    | 192   | 1st        | Buddy Parker        |       |
| 1953   | 12  | 10  | 2*   | 0    | 271    | 205   | 1st        | Buddy Parker        |       |
| 1954   | 12  | 9   | 2*   | 1    | 337    | 189   | 1st        | Buddy Parker        |       |
| 1955   | 12  | 3   | 9    | 0    | 230    | 275   | 6th        | Buddy Parker        |       |
| 1956   | 12  | 9   | 3    | 0    | 300    | 188   | 2nd        | Buddy Parker        |       |
| 1957   | 12  | 8   | 4    | 0    | 251    | 231   | 1st        | George Wilson       |       |
| 1958   | 12  | 4   | 7    | 1    | 261    | 276   | 5th        | George Wilson       |       |
| 1959   | 12  | 3   | 8    | 1    | 203    | 275   | 5th        | George Wilson       |       |
| 1960   | 12  | 7   | 5    | 0    | 239    | 212   | 2nd        | George Wilson       |       |
| 1961   | 14  | 8   | 5    | 1    | 270    | 258   | 2nd (tied) | George Wilson       |       |
| 1962   | 14  | 11* | 3    | 0    | 315    | 177*  | 2nd        | George Wilson       |       |
| 1963   | 14  | 5   | 8    | 1    | 326    | 265   | 4th (tied) | George Wilson       |       |
| 1964   | 14  | 7   | 5    | 2    | 280    | 260   | 4th        | George Wilson       |       |
| 1965   | 14  | 6   | 7    | 1    | 257    | 295   | 6th        | Harry Gilmer        |       |
| 1966   | 14  | 4   | 9    | 1    | 206    | 317   | 6th (tied) | Harry Gilmer        |       |
| 1967   | 14  | 5   | 7    | 2    | 260    | 259   | 3rd        | Joe Schmidt         |       |
| 1968   | 14  | 4   | 8    | 2    | 207    | 241   | 4th        | Joe Schmidt         |       |
| 1969   | 14  | 9   | 4    | 1    | 259    | 188   | 2nd        | Joe Schmidt         |       |
| 1970   | 14  | 10  | 4    | 0    | 347*   | 202   | 2nd        | Joe Schmidt         |       |
| 1971   | 14  | 7   | 6    | 1    | 341    | 286   | 2nd        | Joe Schmidt         |       |
| 1972   | 14  | 8   | 5    | 1    | 339    | 290   | 2nd        | Joe Schmidt         |       |
| 1973   | 14  | 6   | 7    | 1    | 271    | 247   | 2nd        | Don McCafferty      |       |
| 1974   | 14  | 7   | 7    | 0    | 256    | 270   | 2nd        | Rick Forzano        |       |
| 1975   | 14  | 7   | 7    | 0    | 245    | 262   | 2nd        | Rick Forzano        |       |
| Totals | 522 | 259 | 239  | 24   | 10,076 | 9,494 |            |                     |       |
|        |     |     |      |      |        |       | 1st-5      | 2nd-17              | 3rd-6 |
|        |     |     |      |      |        |       | 4th-5      | 5th- 6              | 6th-3 |

# LIONS GAME-BY-GAME RECORD

1934 (10-3-0)

\*Home Game

1939 (6-5-0)

George "Potsy" Clark, Coach

Gus Henderson, Coach

| Date  | Opponent       | Crowd   | W-L-T | Score |
|-------|----------------|---------|-------|-------|
| 9-23  | New York       | 12,000* | W     | 9-0   |
| 9-30  | Cardinals      | 18,000  | W     | 6-0   |
| 10-7  | Green Bay      | 7,500   | W     | 3-0   |
| 10-14 | Philadelphia   | 9,860   | W     | 10-0  |
| 10-17 | Boston         | 12,000* | W     | 24-0  |
| 10-21 | Brooklyn       | 11,000* | W     | 28-0  |
| 10-28 | Cin.-St. Louis | 4,800   | W     | 38-0  |
| 11-4  | Pittsburgh     | 6,000*  | W     | 40-7  |
| 11-11 | Cardinals      | 11,000* | W     | 17-13 |
| 11-18 | Cin.-St. Louis | 15,000* | W     | 40-7  |
| 11-25 | Green Bay      | 12,000* | L     | 0-3   |
| 11-29 | Chicago        | 26,000* | L     | 16-19 |
| 12-2  | Chicago        | 34,412  | L     | 7-10  |

| Date  | Opponent   | Crowd   | W-L-T | Score |
|-------|------------|---------|-------|-------|
| 9-10  | Cardinals  | 15,075* | W     | 21-13 |
| 9-24  | Brooklyn   | 15,515* | W     | 27-7  |
| 10-1  | Cardinals  | 11,000  | W     | 17-3  |
| 10-15 | Cleveland  | 30,096* | W     | 15-7  |
| 10-22 | Green Bay  | 22,558  | L     | 7-26  |
| 10-29 | Chicago    | 30,903  | W     | 10-0  |
| 11-5  | New York   | 47,492* | W     | 18-14 |
| 11-12 | Chicago    | 42,684* | L     | 13-23 |
| 11-19 | Cleveland  | 28,142  | L     | 3-14  |
| 11-26 | Washington | 36,183  | L     | 7-31  |
| 12-3  | Green Bay  | 30,699* | L     | 7-12  |

1935 (7-3-2)

George "Potsy" Clark, Coach

| Date  | Opponent     | Crowd   | W-L-T | Score |
|-------|--------------|---------|-------|-------|
| 9-20  | Philadelphia | 12,000* | W     | 35-0  |
| 9-29  | Cardinals    | 8,200*  | T     | 10-10 |
| 10-6  | Brooklyn     | 12,000  | L     | 10-12 |
| 10-13 | Boston       | 18,737  | W     | 17-7  |
| 10-20 | Green Bay    | 9,500   | L     | 9-13  |
| 10-30 | Boston       | 17,000* | W     | 14-0  |
| 11-3  | Cardinals    | 5,000   | W     | 7-6   |
| 11-10 | Green Bay    | 1,200   | L     | 7-31  |
| 11-17 | Green Bay    | 12,000* | W     | 20-10 |
| 11-24 | Chicago      | 14,624  | T     | 20-20 |
| 11-28 | Chicago      | 18,000* | W     | 14-2  |
| 12-1  | Brooklyn     | 15,000* | W     | 28-0  |

| Date  | Opponent     | Crowd   | W-L-T | Score |
|-------|--------------|---------|-------|-------|
| 9-15  | Cardinals    | 18,048  | T     | 0-0   |
| 9-22  | Pittsburgh   | 15,310* | L     | 7-10  |
| 9-29  | Cleveland    | 15,347* | W     | 6-0   |
| 10-6  | Cardinals    | 20,619* | W     | 43-14 |
| 10-13 | Chicago      | 34,217  | L     | 0-7   |
| 10-20 | Green Bay    | 21,001  | W     | 23-14 |
| 10-27 | Washington   | 28,909* | L     | 14-20 |
| 11-3  | Cleveland    | 18,881  | L     | 0-24  |
| 11-10 | Chicago      | 21,735* | W     | 17-14 |
| 11-17 | Philadelphia | 6,327   | W     | 21-0  |
| 11-24 | Green Bay    | 26,019* | L     | 7-50  |

1936 (8-4-0)

1941 (4-6-1)

William "Bill" Edwards, Coach

| Date  | Opponent     | Crowd   | W-L-T | Score |
|-------|--------------|---------|-------|-------|
| 9-27  | Cardinals    | 15,000* | W     | 39-0  |
| 10-11 | Philadelphia | 15,000  | W     | 23-0  |
| 10-14 | Brooklyn     | 8,000   | W     | 14-7  |
| 10-18 | Green Bay    | 13,500  | L     | 18-20 |
| 10-25 | Chicago      | 27,424  | L     | 10-12 |
| 11-1  | New York     | 25,000  | L     | 7-14  |
| 11-8  | Pittsburgh   | 20,000* | W     | 28-3  |
| 11-15 | New York     | 20,000* | W     | 38-0  |
| 11-22 | Cardinals    | 7,579   | W     | 14-7  |
| 11-26 | Chicago      | 22,000* | W     | 13-7  |
| 11-29 | Green Bay    | 22,000* | L     | 17-26 |
| 12-6  | Brooklyn     | 10,000* | W     | 14-6  |

| Date  | Opponent     | Crowd   | W-L-T | Score |
|-------|--------------|---------|-------|-------|
| 9-14  | Green Bay    | 16,734  | L     | 0-23  |
| 9-21  | Brooklyn     | 19,269  | L     | 7-14  |
| 9-27  | Cardinals    | 15,458  | T     | 14-14 |
| 10-14 | Cleveland    | 26,481* | W     | 17-7  |
| 10-19 | Chicago      | 29,980  | L     | 0-49  |
| 10-26 | Green Bay    | 30,269* | L     | 7-24  |
| 11-2  | Cleveland    | 10,554  | W     | 14-0  |
| 11-9  | New York     | 27,875  | L     | 13-20 |
| 11-16 | Philadelphia | 16,306* | W     | 21-17 |
| 11-23 | Chicago      | 28,657* | L     | 7-24  |
| 11-30 | Cardinals    | 17,501* | W     | 21-3  |

1937 (7-4-0)

1942 (0-11-0)

Earl "Dutch" Clark, Coach

| Date | Opponent  | Crowd   | W-L-T | Score |
|------|-----------|---------|-------|-------|
| 9-20 | Cardinals | 14,742  | L     | 0-13  |
| 9-27 | Cleveland | 14,646* | L     | 0-14  |
| 10-4 | Brooklyn  | 12,598* | L     | 7-28  |

| Date  | Opponent   | Crowd   | W-L-T | Score |
|-------|------------|---------|-------|-------|
| 9-19  | Cardinals  | 17,000* | W     | 16-7  |
| 10-3  | Green Bay  | 17,553  | L     | 6-26  |
| 10-10 | Pittsburgh | 16,000* | W     | 7-3   |
| 10-17 | Brooklyn   | 18,000* | W     | 30-0  |
| 10-24 | Chicago    | 34,530  | L     | 20-28 |
| 10-31 | Green Bay  | 23,000* | L     | 13-14 |
| 11-7  | Cleveland  | 24,800  | W     | 28-0  |
| 11-14 | New York   | 35,000  | W     | 17-0  |
| 11-21 | Cardinals  | 8,576   | W     | 16-7  |
| 11-28 | Chicago    | 24,173* | L     | 0-13  |
| 12-5  | Cleveland  | 15,500* | W     | 27-7  |

| Date  | Opponent   | Crowd   | W-L-T | Score |
|-------|------------|---------|-------|-------|
| 10-11 | Green Bay  | 19,500  | L     | 7-38  |
| 10-18 | Cardinals  | 14,100* | L     | 0-7   |
| 10-25 | Green Bay  | 19,097* | L     | 7-28  |
| 11-1  | Chicago    | 12,205  | L     | 0-16  |
| 11-8  | Pittsburgh | 16,675* | L     | 7-35  |
| 11-15 | Cleveland  | 4,029   | L     | 7-27  |
| 11-22 | Chicago    | 17,348* | L     | 0-42  |
| 11-29 | Washington | 6,044*  | L     | 3-15  |

1938 (7-4-0)

1943 (3-6-1)

Charles "Gus" Dorais, Coach

| Date  | Opponent     | Crowd   | W-L-T | Score |
|-------|--------------|---------|-------|-------|
| 9-9   | Pittsburgh   | 17,000* | W     | 16-7  |
| 10-2  | Cleveland    | 8,012   | L     | 17-21 |
| 10-9  | Green Bay    | 21,968  | W     | 17-7  |
| 10-16 | Washington   | 42,855* | L     | 5-7   |
| 10-23 | Cardinals    | 17,917* | W     | 10-0  |
| 10-30 | Chicago      | 24,356  | W     | 13-7  |
| 11-6  | Cleveland    | 30,140* | W     | 6-0   |
| 11-13 | Green Bay    | 45,139* | L     | 7-28  |
| 11-20 | Cardinals    | 8,279   | W     | 7-3   |
| 11-24 | Chicago      | 26,200* | W     | 14-7  |
| 12-4  | Philadelphia | 19,000* | L     | 7-21  |

| Date  | Opponent    | Crowd   | W-L-T | Score |
|-------|-------------|---------|-------|-------|
| 9-19  | Cardinals   | 23,408* | W     | 35-17 |
| 9-26  | Brooklyn    | 23,768* | W     | 27-20 |
| 10-3  | Chicago     | 48,118* | L     | 21-27 |
| 10-10 | Green Bay   | 21,396  | L     | 14-35 |
| 10-17 | Cardinals   | 15,072  | W     | 7-0   |
| 10-24 | Green Bay   | 41,463* | L     | 6-27  |
| 10-31 | Chicago     | 25,187  | L     | 14-35 |
| 11-7  | New York    | 16,992* | T     | 0-0   |
| 11-14 | Washington  | 35,540  | L     | 20-42 |
| 11-21 | Phil.-Pitt. | 23,338  | L     | 34-35 |

**1944 (6-3-1)**

| Date  | Opponent    | Crowd   | W-L-T Score |
|-------|-------------|---------|-------------|
| 10- 1 | Green Bay   | 18,556  | L 6-27      |
| 10- 8 | Brooklyn    | 15,702* | W 19-14     |
| 10-15 | Cleveland   | 21,115* | L 17-20     |
| 10-22 | Chicago     | 23,835  | T 21-21     |
| 10-29 | Green Bay   | 30,844* | L 0-14      |
| 11- 5 | Card.-Pitt. | 17,743  | W 27- 6     |
| 11-12 | Card.-Pitt. | 13,239* | W 21- 7     |
| 11-19 | Chicago     | 21,960* | W 41-21     |
| 11-26 | Cleveland   | 7,462   | W 26-14     |
| 12- 3 | Boston      | 15,027* | W 38- 7     |

**1945 (7-3-0)**

|       |              |         |         |
|-------|--------------|---------|---------|
| 9-23  | Cardinals    | 5,461   | W 10- 0 |
| 10- 7 | Green Bay    | 20,463  | L 21-57 |
| 10-14 | Philadelphia | 22,580* | W 28-24 |
| 10-21 | Cardinals    | 32,644* | W 26- 0 |
| 10-28 | Chicago      | 37,260* | W 16-10 |
| 11- 4 | Boston       | 17,631  | W 10- 9 |
| 11-11 | Chicago      | 24,798  | W 35-28 |
| 11-18 | New York     | 38,215  | L 14-35 |
| 11-22 | Cleveland    | 40,017* | L 21-28 |
| 12- 2 | Green Bay    | 23,468* | W 14- 3 |

**1946 (1-10-0)**

|       |             |         |         |
|-------|-------------|---------|---------|
| 9-30  | Cardinals   | 14,667  | L 14-34 |
| 10- 6 | Washington  | 33,569  | L 16-17 |
| 10-13 | Cardinals   | 21,939* | L 14-36 |
| 10-20 | Los Angeles | 27,928  | L 14-35 |
| 10-27 | Green Bay   | 17,073  | L 7-10  |
| 11- 3 | Los Angeles | 34,447* | L 20-41 |
| 11-10 | Pittsburgh  | 13,621* | W 17- 7 |
| 11-17 | Green Bay   | 21,055* | L 0- 9  |
| 11-24 | Chicago     | 24,270  | L 6-42  |
| 11-28 | Boston      | 13,010* | L 10-34 |
| 12- 8 | Chicago     | 19,579* | L 24-45 |

**1947 (3-9-0)**

|       |             |         |         |
|-------|-------------|---------|---------|
| 9-21  | Pittsburgh  | 34,681  | L 10-17 |
| 9-28  | Cardinals   | 22,245  | L 21-45 |
| 10- 5 | Boston      | 16,097  | W 21- 7 |
| 10-12 | Los Angeles | 42,955* | L 13-27 |
| 10-19 | Chicago     | 31,960  | L 24-33 |
| 10-26 | Green Bay   | 23,100  | L 17-34 |
| 11- 2 | New York    | 28,812* | W 35- 7 |
| 11- 9 | Cardinals   | 25,296* | L 7-17  |
| 11-16 | Washington  | 17,003* | W 38-21 |
| 11-23 | Los Angeles | 17,693  | L 17-28 |
| 11-27 | Chicago     | 27,214* | L 14-34 |
| 12- 7 | Green Bay   | 14,055* | L 14-35 |

**1948 (2-10-0)**

Alvin "Bo" McMillin, Coach

|       |              |         |         |
|-------|--------------|---------|---------|
| 9-22  | Los Angeles  | 12,941  | L 7-44  |
| 10- 3 | Green Bay    | 21,403  | L 21-33 |
| 10- 9 | Boston       | 18,747* | L 14-17 |
| 10-17 | Chicago      | 35,425  | L 0-28  |
| 10-24 | Los Angeles  | 17,444* | L 27-34 |
| 10-31 | Green Bay    | 15,045* | W 24-20 |
| 11- 7 | Cardinals    | 22,311  | L 20-56 |
| 11-14 | Washington   | 32,528  | L 21-46 |
| 11-21 | Pittsburgh   | 13,646* | W 17-14 |
| 11-25 | Cardinals    | 22,099* | L 14-28 |
| 12- 5 | Chicago      | 25,781* | L 14-42 |
| 12-12 | Philadelphia | 15,322  | L 21-45 |

**1949 (4-8-0)**

| Date  | Opponent     | Crowd   | W-L-T Score |
|-------|--------------|---------|-------------|
| 9-23  | Los Angeles  | 17,878  | L 24-27     |
| 10- 3 | Philadelphia | 20,163* | L 14-22     |
| 10- 8 | Pittsburgh   | 21,594  | L 7-14      |
| 10-16 | Los Angeles  | 19,839* | L 10-21     |
| 10-23 | Cardinals    | 19,490  | W 24- 7     |
| 10-30 | Green Bay    | 6,177   | L 14-16     |
| 11- 6 | Cardinals    | 19,465* | L 19-42     |
| 11-13 | Chicago      | 32,716  | L 24-27     |
| 11-20 | New York     | 14,661  | W 45-21     |
| 11-24 | Chicago      | 22,912* | L 7-28      |
| 12- 4 | NY Bulldogs  | 11,956* | W 28-27     |
| 12-11 | Green Bay    | 9,722*  | W 21- 7     |

**1950 (6-6-0)**

|       |              |         |         |
|-------|--------------|---------|---------|
| 9-17  | Green Bay    | 20,285  | W 45- 7 |
| 9-24  | Pittsburgh   | 19,600* | W 10- 7 |
| 10- 2 | N.Y. Yanks   | 11,096  | L 21-44 |
| 10- 8 | S. Francisco | 26,000* | W 24- 7 |
| 10-15 | Los Angeles  | 28,000* | L 28-30 |
| 10-22 | S. Francisco | 26,252  | L 27-28 |
| 10-29 | Los Angeles  | 21,700  | L 24-65 |
| 11- 5 | Chicago      | 32,000* | L 21-35 |
| 11-19 | Green Bay    | 18,000* | W 24-21 |
| 11-23 | N.Y. Yanks   | 28,000* | W 49-14 |
| 12- 3 | Baltimore    | 12,058  | W 45-21 |
| 12-10 | Chicago      | 34,604  | L 3- 6  |

**1951 (7-4-1)**

Raymond "Buddy" Parker, Coach

|       |              |         |         |
|-------|--------------|---------|---------|
| 9-30  | Washington   | 27,831* | W 35-17 |
| 10- 7 | N.Y. Yanks   | 24,194* | W 37-10 |
| 10-14 | Los Angeles  | 50,567* | L 21-27 |
| 10-21 | N.Y. Yanks   | 21,807* | T 24-24 |
| 10-28 | Chicago      | 34,778* | L 23-28 |
| 11- 4 | Green Bay    | 18,165  | W 24-17 |
| 11-11 | Chicago      | 43,709  | W 41-28 |
| 11-18 | Philadelphia | 25,098  | W 28-10 |
| 11-22 | Green Bay    | 32,247* | W 52-35 |
| 12- 2 | S. Francisco | 45,757* | L 10-20 |
| 12- 9 | Los Angeles  | 52,937  | W 24-22 |
| 12-16 | S. Francisco | 26,465  | L 17-21 |

**1952 (9-3-0)**

|       |              |         |         |
|-------|--------------|---------|---------|
| 9-28  | S. Francisco | 54,761  | L 3-17  |
| 10- 3 | Los Angeles  | 42,743  | W 17-14 |
| 10-12 | S. Francisco | 56,822* | L 0-28  |
| 10-19 | Los Angeles  | 40,152* | W 24-16 |
| 10-26 | Green Bay    | 24,656  | W 52-17 |
| 11- 2 | Cleveland    | 56,029* | W 17- 6 |
| 11- 9 | Pittsburgh   | 26,170  | W 31- 6 |
| 11-16 | Dallas Tex.  | 33,304* | W 43-13 |
| 11-23 | Chicago      | 37,508  | L 23-24 |
| 11-27 | Green Bay    | 39,101* | W 48-24 |
| 12- 7 | Chicago      | 50,410* | W 45-21 |
| 12-13 | Dallas Tex.  | 12,252* | W 41- 6 |

**1953 (10-2-0)**

|       |              |         |         |
|-------|--------------|---------|---------|
| 9-27  | Pittsburgh   | 44,587* | W 38-21 |
| 10- 3 | Baltimore    | 25,159  | W 27-17 |
| 10-11 | S. Francisco | 58,079* | W 24-21 |
| 10-18 | Los Angeles  | 55,772* | L 19-31 |
| 10-25 | S. Francisco | 54,862  | W 14-10 |
| 11- 1 | Los Angeles  | 93,751  | L 24-37 |
| 11- 7 | Baltimore    | 46,508* | W 17- 7 |
| 11-15 | Green Bay    | 20,834  | W 14- 7 |
| 11-22 | Chicago      | 36,165  | W 20-16 |
| 11-26 | Green Bay    | 52,547* | W 34-15 |
| 12- 6 | Chicago      | 58,056* | W 13- 7 |
| 12-13 | New York     | 28,390  | W 27-16 |

**1954 (9-2-1)**

| Date  | Opponent     | Crowd   | W-L-T Score |
|-------|--------------|---------|-------------|
| 9-26  | Chicago      | 52,343* | W 48-23     |
| 10-10 | Los Angeles  | 56,523* | W 21- 3     |
| 10-16 | Baltimore    | 48,272* | W 35- 0     |
| 10-24 | S. Francisco | 60,500  | L 31-37     |
| 10-31 | Los Angeles  | 74,342  | W 27-24     |
| 11- 6 | Baltimore    | 25,287  | W 27- 3     |
| 11-14 | S. Francisco | 58,431* | W 48- 7     |
| 11-21 | Green Bay    | 20,767  | W 21-17     |
| 11-25 | Green Bay    | 55,532* | W 28-24     |
| 12- 5 | Philadelphia | 54,939* | T 13-13     |
| 12-12 | Chicago      | 37,240  | L 24-28     |
| 12-19 | Cleveland    | 34,168  | W 14-10     |

**1955 (3-9-0)**

|       |              |         |         |
|-------|--------------|---------|---------|
| 9-27  | Green Bay    | 22,217  | L 17-20 |
| 10- 1 | Baltimore    | 40,030  | L 13-28 |
| 10- 9 | Los Angeles  | 54,836* | L 10-17 |
| 10-16 | S. Francisco | 51,438* | L 24-27 |
| 10-23 | Los Angeles  | 68,690  | L 13-24 |
| 10-30 | S. Francisco | 47,431  | L 21-38 |
| 11- 5 | Baltimore    | 53,874* | W 24-14 |
| 11-13 | Pittsburgh   | 34,441  | W 31-28 |
| 11-20 | Chicago      | 53,610* | L 14-24 |
| 11-24 | Green Bay    | 51,685* | W 24-10 |
| 12- 4 | Chicago      | 39,388  | L 20-21 |
| 12-11 | New York     | 45,929* | L 19-24 |

**1956 (9-3-0)**

|       |              |         |         |
|-------|--------------|---------|---------|
| 9-30  | Green Bay    | 24,668  | W 20-16 |
| 10- 6 | Baltimore    | 42,622  | W 31-14 |
| 10-14 | Los Angeles  | 56,281  | W 24-21 |
| 10-21 | S. Francisco | 55,662* | W 20-17 |
| 10-28 | Los Angeles  | 76,758  | W 16- 7 |
| 11- 4 | S. Francisco | 46,708  | W 17-13 |
| 11-11 | Washington   | 28,003  | L 17-18 |
| 11-18 | Baltimore    | 55,788* | W 27- 3 |
| 11-22 | Green Bay    | 54,087* | L 20-24 |
| 12- 2 | Chicago      | 57,024* | W 42-10 |
| 12- 9 | Pittsburgh   | 52,124* | W 45- 7 |
| 12-16 | Chicago      | 49,086  | L 21-38 |

**1957 (8-4-0)**

**George W. Wilson, Coach**

|       |              |         |         |
|-------|--------------|---------|---------|
| 9-29  | Baltimore    | 40,112  | L 14-34 |
| 10- 6 | Green Bay    | 32,132  | W 24-14 |
| 10-13 | Los Angeles  | 55,914* | W 10- 7 |
| 10-20 | Baltimore    | 55,764* | W 31-27 |
| 10-27 | Los Angeles  | 77,314  | L 17-35 |
| 11- 3 | S. Francisco | 59,702  | L 31-35 |
| 11-10 | Philadelphia | 29,302  | W 27-16 |
| 11-17 | S. Francisco | 56,915* | W 31-10 |
| 11-24 | Chicago      | 55,769* | L 7-27  |
| 11-28 | Green Bay    | 54,301* | W 18- 6 |
| 12- 8 | Cleveland    | 55,814* | W 20- 7 |
| 12-15 | Chicago      | 41,088  | W 21-13 |

**1958 (4-7-1)**

|       |              |         |         |
|-------|--------------|---------|---------|
| 9-28  | Baltimore    | 48,377  | L 15-28 |
| 10- 5 | Green Bay    | 32,035  | T 13-13 |
| 10-12 | Los Angeles  | 55,648* | L 28-42 |
| 10-19 | Baltimore    | 55,190* | L 14-40 |
| 10-26 | Los Angeles  | 81,703  | W 41-24 |
| 11- 2 | S. Francisco | 59,213  | L 21-24 |
| 11- 9 | Cleveland    | 75,363  | W 30-10 |
| 11-16 | S. Francisco | 54,523* | W 35-21 |
| 11-23 | Chicago      | 55,280* | L 7-20  |
| 11-27 | Green Bay    | 50,971* | W 24-14 |
| 12- 7 | New York     | 50,115* | L 17-19 |
| 12-14 | Chicago      | 38,346  | L 16-21 |

**1959 (3-8-1)**

| Date  | Opponent     | Crowd   | W-L-T Score |
|-------|--------------|---------|-------------|
| 9-29  | Baltimore    | 55,588  | L 9-21      |
| 10- 4 | Green Bay    | 32,150  | L 10-28     |
| 10-11 | Baltimore    | 54,197* | L 24-31     |
| 10-18 | S. Francisco | 52,585* | L 13-34     |
| 10-25 | Los Angeles  | 74,288  | W 17- 7     |
| 11- 1 | S. Francisco | 59,064  | L 7-33      |
| 11- 8 | Pittsburgh   | 24,614  | T 10-10     |
| 11-15 | Los Angeles  | 52,217* | W 23-17     |
| 11-22 | Chicago      | 54,059* | L 14-24     |
| 11-26 | Green Bay    | 49,221* | L 17-24     |
| 12- 6 | Cardinals    | 45,811* | W 45-21     |
| 12-13 | Chicago      | 40,890  | L 14-25     |

**1960 (7-5-0)**

|       |              |         |         |
|-------|--------------|---------|---------|
| 10- 2 | Green Bay    | 32,150  | L 9-28  |
| 10- 9 | S. Francisco | 49,825* | L 10-14 |
| 10-16 | Philadelphia | 38,065  | L 10-28 |
| 10-23 | Baltimore    | 53,854* | W 30-17 |
| 10-30 | Los Angeles  | 53,295  | L 35-48 |
| 11- 6 | S. Francisco | 48,447  | W 24- 0 |
| 11-13 | Los Angeles  | 54,019* | W 12-10 |
| 11-20 | Chicago      | 46,267  | L 7-28  |
| 11-24 | Green Bay    | 54,123* | W 23-10 |
| 12- 4 | Baltimore    | 57,808  | W 20-15 |
| 12-11 | Dallas       | 43,272* | W 23-14 |
| 12-18 | Chicago      | 51,017* | W 36- 0 |

**1961 (8-5-1)**

|       |              |         |         |
|-------|--------------|---------|---------|
| 9-17  | Green Bay    | 44,307  | W 17-13 |
| 9-24  | Baltimore    | 54,259  | W 16-15 |
| 10- 1 | S. Francisco | 53,155* | L 0-49  |
| 10- 8 | Chicago      | 50,521* | L 17-31 |
| 10-15 | Los Angeles  | 45,873* | W 14-13 |
| 10-22 | Baltimore    | 53,016* | L 14-17 |
| 10-29 | Los Angeles  | 49,123  | W 28-10 |
| 11- 5 | S. Francisco | 56,878  | T 20-20 |
| 11-12 | St. Louis    | 20,320  | W 45-14 |
| 11-19 | Minnesota    | 32,296  | W 37-10 |
| 11-23 | Green Bay    | 55,662* | L 9-17  |
| 12- 3 | Chicago      | 47,394  | W 16-15 |
| 12-10 | Minnesota    | 42,655* | W 13- 7 |
| 12-17 | Philadelphia | 44,231* | L 24-27 |

**1962 (11-3-0)**

|       |              |         |         |
|-------|--------------|---------|---------|
| 9-16  | Pittsburgh   | 46,641* | W 45- 7 |
| 9-23  | S. Francisco | 51,032* | W 45-24 |
| 9-30  | Baltimore    | 57,966  | W 29-20 |
| 10- 7 | Green Bay    | 38,669  | L 7- 9  |
| 10-14 | Los Angeles  | 53,714* | W 13-10 |
| 10-21 | New York     | 62,856  | L 14-17 |
| 10-28 | Chicago      | 53,342* | W 11- 3 |
| 11- 4 | Los Angeles  | 44,241  | W 12- 3 |
| 11-11 | S. Francisco | 43,449  | W 38-24 |
| 11-18 | Minnesota    | 31,257  | W 17- 6 |
| 11-22 | Green Bay    | 57,598* | W 26-14 |
| 12- 2 | Baltimore    | 53,012* | W 21-14 |
| 12- 9 | Minnesota    | 42,256* | W 37-23 |
| 12-16 | Chicago      | 44,948  | L 0- 3  |

**1963 (5-8-1)**

|       |              |         |         |
|-------|--------------|---------|---------|
| 9-14  | Los Angeles  | 49,342  | W 23- 2 |
| 9-22  | Green Bay    | 45,912  | L 10-31 |
| 9-29  | Chicago      | 55,400* | L 21-37 |
| 10- 6 | S. Francisco | 44,088* | W 26- 3 |
| 10-13 | Dallas       | 27,264  | L 14-17 |
| 10-20 | Baltimore    | 51,901* | L 21-25 |
| 10-27 | Minnesota    | 44,509* | W 28-10 |
| 11- 3 | S. Francisco | 33,511  | W 45- 7 |
| 11-10 | Baltimore    | 59,758  | L 21-24 |
| 11-17 | Los Angeles  | 44,951* | L 21-28 |
| 11-24 | Minnesota    | 28,763  | L 31-34 |
| 11-28 | Green Bay    | 54,016* | T 13-13 |
| 12- 8 | Cleveland    | 51,382* | W 38-10 |
| 12-15 | Chicago      | 45,317  | L 14-24 |

1964 (7-5 2)

|       |              |         |   |       |
|-------|--------------|---------|---|-------|
| 9-13  | S. Francisco | 33,204  | W | 26-17 |
| 9-18  | Los Angeles  | 52,001  | T | 17-17 |
| 9-28  | Green Bay    | 59,203* | L | 10-14 |
| 10- 4 | New York     | 54,836* | W | 26- 3 |
| 10-11 | Minnesota    | 40,840  | W | 24-20 |
| 10-18 | Chicago      | 47,567  | W | 10- 0 |
| 10-25 | Baltimore    | 57,814* | L | 0-34  |
| 11- 1 | Los Angeles  | 52,064* | W | 37-17 |
| 11- 8 | Green Bay    | 42,327  | L | 7-30  |
| 11-15 | Cleveland    | 83,064  | L | 21-37 |
| 11-22 | Minnesota    | 48,291* | T | 23-23 |
| 11-26 | Chicago      | 52,231* | L | 24-27 |
| 12- 6 | Baltimore    | 60,213  | W | 31-14 |
| 12-13 | S. Francisco | 41,854* | W | 24- 7 |

1968 (4-8-2)

|       |              |         |   |       |
|-------|--------------|---------|---|-------|
| 9-15  | Dallas       | 61,382  | L | 13-59 |
| 9-22  | Chicago      | 50,688* | W | 42- 0 |
| 9-29  | Green Bay    | 50,861  | W | 23-17 |
| 10- 6 | Minnesota    | 44,289  | L | 10-24 |
| 10-13 | Chicago      | 46,996  | W | 28-10 |
| 10-20 | Green Bay    | 57,302* | T | 14-14 |
| 10-27 | S. Francisco | 53,555* | L | 7-14  |
| 11- 3 | Los Angeles  | 77,982  | L | 7-10  |
| 11-10 | Baltimore    | 55,170* | L | 10-27 |
| 11-17 | Minnesota    | 48,654* | L | 6-18  |
| 11-24 | New Orleans  | 46,152* | T | 20-20 |
| 11-28 | Philadelphia | 47,909* | L | 0-12  |
| 12- 8 | Atlanta      | 49,437  | W | 24- 7 |
| 12-15 | Washington   | 50,123  | L | 3-14  |

1965 (6-7-1)

Harry Gilmer, Coach

|       |              |         |   |       |
|-------|--------------|---------|---|-------|
| 9-19  | Los Angeles  | 46,941* | W | 20- 0 |
| 9-26  | Minnesota    | 46,826  | W | 31-29 |
| 10- 3 | Washington   | 52,627* | W | 14-10 |
| 10-10 | Baltimore    | 60,238  | L | 7-31  |
| 10-17 | Green Bay    | 56,712* | L | 21-31 |
| 10-24 | Chicago      | 45,658  | L | 10-38 |
| 10-31 | Los Angeles  | 35,137  | W | 31- 7 |
| 11- 7 | Green Bay    | 50,852  | W | 12- 7 |
| 11-14 | S. Francisco | 54,534* | L | 21-27 |
| 11-21 | Chicago      | 51,499* | L | 10-17 |
| 11-25 | Baltimore    | 55,036* | T | 24-24 |
| 12- 5 | S. Francisco | 38,463  | L | 14-17 |
| 12-12 | Minnesota    | 45,420* | L | 7-29  |
| 12-19 | Philadelphia | 56,718  | W | 35-28 |

1969 (9-4-1)

|       |              |         |   |       |
|-------|--------------|---------|---|-------|
| 9-21  | Pittsburgh   | 51,360  | L | 13-10 |
| 9-28  | New York     | 54,358* | W | 24- 0 |
| 10- 5 | Cleveland    | 82,933  | W | 28-21 |
| 10-12 | Green Bay    | 58,384* | L | 17-28 |
| 10-19 | Chicago      | 54,732* | W | 13- 7 |
| 10-26 | Minnesota    | 47,900  | L | 10-24 |
| 11- 2 | S. Francisco | 35,100  | W | 26-14 |
| 11- 9 | Atlanta      | 53,242* | W | 27-21 |
| 11-16 | St. Louis    | 51,749* | W | 20- 0 |
| 11-23 | Green Bay    | 50,861  | W | 16-10 |
| 11-27 | Minnesota    | 57,906* | L | 0-27  |
| 12- 7 | Baltimore    | 60,238  | T | 17-17 |
| 12-14 | Los Angeles  | 53,256* | W | 28- 0 |
| 12-21 | Chicago      | 41,879  | W | 20- 8 |

1966 (4-9-1)

|       |              |         |   |       |
|-------|--------------|---------|---|-------|
| 9-11  | Chicago      | 52,225* | W | 14- 3 |
| 9-18  | Pittsburgh   | 35,473  | L | 3-17  |
| 9-25  | Atlanta      | 47,615* | W | 28-10 |
| 10- 2 | Green Bay    | 50,861  | L | 14-23 |
| 10- 9 | Los Angeles  | 52,793* | L | 7-14  |
| 10-16 | Baltimore    | 60,238  | L | 14-45 |
| 10-23 | S. Francisco | 36,745  | L | 24-27 |
| 10-30 | Green Bay    | 56,954* | L | 7-31  |
| 11- 6 | Chicago      | 47,041  | T | 10-10 |
| 11-13 | Minnesota    | 43,939  | W | 32-31 |
| 11-20 | Baltimore    | 52,383* | W | 20-14 |
| 11-24 | S. Francisco | 53,189* | L | 14-41 |
| 12- 4 | Los Angeles  | 40,039  | L | 3-23  |
| 12-11 | Minnesota    | 43,022* | L | 16-28 |

1970 (10-4-0)

|       |               |         |   |       |
|-------|---------------|---------|---|-------|
| 9-20  | Green Bay     | 56,263  | W | 40- 0 |
| 9-27  | Cincinnati    | 58,202* | W | 38- 8 |
| 10- 5 | Chicago       | 58,210* | W | 28-14 |
| 10-11 | Washington    | 50,414  | L | 10-31 |
| 10-18 | Cleveland     | 83,577  | W | 41-24 |
| 10-25 | Chicago       | 45,632  | W | 16-10 |
| 11- 1 | Minnesota     | 58,210* | L | 17-30 |
| 11- 8 | New Orleans   | 66,910  | L | 17-19 |
| 11-15 | Minnesota     | 47,900  | L | 20-24 |
| 11-22 | San Francisco | 56,232* | W | 28- 7 |
| 11-26 | Oakland       | 56,597* | W | 28-14 |
| 12- 6 | St. Louis     | 56,362* | W | 16- 3 |
| 12-14 | Los Angeles   | 79,441  | W | 28-23 |
| 12-20 | Green Bay     | 57,387* | W | 20- 0 |

1967 (5-7-2)

Joe Schmidt, Coach

|       |              |         |   |       |
|-------|--------------|---------|---|-------|
| 9-17  | Green Bay    | 50,861  | W | 24- 3 |
| 9-24  | Cleveland    | 57,383* | L | 7-41  |
| 10- 1 | St. Louis    | 43,821  | T | 10-10 |
| 10- 8 | Green Bay    | 57,877* | W | 45- 7 |
| 10-15 | Chicago      | 46,024  | T | 17-17 |
| 10-22 | Atlanta      | 50,601* | W | 31-14 |
| 10-29 | S. Francisco | 37,990  | L | 28-38 |
| 11- 5 | Chicago      | 55,606* | L | 17-27 |
| 11-12 | Minnesota    | 40,032  | L | 3-14  |
| 11-19 | Baltimore    | 60,238  | L | 14-24 |
| 11-23 | Los Angeles  | 54,389* | W | 30- 7 |
| 12- 3 | Pittsburgh   | 47,713* | L | 13-27 |
| 12-10 | New York     | 63,011  | L | 7-31  |
| 12-17 | Minnesota    | 44,874* | W | 14- 3 |

1971 (7-6-1)

|       |               |         |   |       |
|-------|---------------|---------|---|-------|
| 9-20  | Minnesota     | 54,418* | L | 18-16 |
| 9-26  | New England   | 61,057  | W | 34- 7 |
| 10- 3 | Atlanta       | 54,418* | W | 41-38 |
| 10-10 | Green Bay     | 54,418* | W | 31-28 |
| 10-17 | Houston       | 45,885  | W | 31- 7 |
| 10-24 | Chicago       | 54,418* | L | 23-28 |
| 11- 1 | Green Bay (M) | 47,961  | T | 14-14 |
| 11- 7 | Denver        | 51,200  | W | 24-20 |
| 11-14 | Los Angeles   | 54,418* | L | 13-21 |
| 11-21 | Chicago       | 55,049  | W | 28- 3 |
| 11-25 | Kansas City   | 54,418* | W | 32-21 |
| 12- 5 | Philadelphia  | 54,418* | L | 20-23 |
| 12-11 | Minnesota     | 49,784  | L | 10-29 |
| 12-19 | San Francisco | 45,580  | L | 27-31 |

**1972 (8-5-1)**

|       |              |         |   |       |
|-------|--------------|---------|---|-------|
| 9-17  | N. Y. Giants | 54,418* | W | 30-16 |
| 9-24  | Minnesota    | 54,418* | L | 10-34 |
| 10- 1 | Chicago      | 55,701  | W | 38-24 |
| 10- 8 | Atlanta      | 58,850  | W | 26-23 |
| 10-16 | Green Bay    | 54,418* | L | 23-24 |
| 10-22 | San Diego    | 54,371* | W | 34-20 |
| 10-30 | Dallas       | 65,378  | L | 24-28 |
| 11- 5 | Chicago      | 54,418* | W | 14- 0 |
| 11-12 | Minnesota    | 49,784  | L | 14-16 |
| 11-19 | New Orleans  | 53,752* | W | 27-14 |
| 11-23 | N. Y. Jets   | 54,418* | W | 37-20 |
| 12- 3 | Green Bay    | 55,263  | L | 7-33  |
| 12-10 | Buffalo      | 41,583  | T | 21-21 |
| 12-17 | Los Angeles  | 71,761  | W | 34-17 |

**1973 (6-7-1)**

**Don McCafferty, Coach**

|         |               |         |   |       |
|---------|---------------|---------|---|-------|
| 9-16    | Pittsburgh    | 48,918  | L | 10-24 |
| 9-23    | Green Bay     | 56,267  | T | 13-13 |
| 10- 7 * | Minnesota     | 54,418* | L | 9-23  |
| 10-1 *  | Atlanta       | 54,418* | W | 31- 6 |
| 10-14   | New Orleans   | 57,810  | L | 13-20 |
| 10-21*  | Baltimore     | 53,688* | L | 27-29 |
| 10-28*  | Green Bay     | 53,859* | W | 34- 0 |
| 11- 4 * | San Francisco | 54,348* | W | 30-20 |
| 11-11   | Minnesota     | 48,503  | L | 7-28  |
| 11-18   | Chicago       | 55,701  | W | 30- 7 |
| 11-22*  | Washington    | 54,418* | L | 0-20  |
| 12- 2   | St. Louis     | 47,712  | W | 20-16 |
| 12- 9*  | Chicago       | 52,641* | W | 40- 7 |
| 12-15   | Miami         | 80,047  | L | 7-34  |

**1974 (7-7-0)**

**Rick Forzano, Coach**

|        |               |         |   |       |
|--------|---------------|---------|---|-------|
| 9-15   | Chicago       | 55,202  | L | 9-17  |
| 9-22*  | Minnesota     | 49,703* | L | 6- 7  |
| 9-29   | Green Bay     | 47,292  | L | 19-21 |
| 10- 6  | Los Angeles   | 64,987  | L | 13-16 |
| 10-14* | San Francisco | 49,756* | W | 17-13 |
| 10-20  | Minnesota     | 48,501  | W | 20-16 |
| 10-27* | Green Bay     | 54,418* | W | 19-17 |
| 11- 3* | New Orleans   | 49,127* | W | 19-14 |
| 11-10  | Oakland       | 54,020  | L | 13-35 |
| 11-17* | N. Y. Giants  | 45,859* | W | 20-19 |
| 11-24* | Chicago       | 47,376* | W | 34-17 |
| 11-28* | Denver        | 53,314* | L | 27-31 |
| 12- 8  | Cincinnati    | 59,575  | W | 23-19 |
| 12-15  | Philadelphia  | 66,052  | L | 17-28 |

**1975 (7-7-0)**

|        |               |         |    |       |
|--------|---------------|---------|----|-------|
| 9-21   | Green Bay (M) | 52,613  | W  | 30-16 |
| 9-28   | Atlanta       | 45,218  | W  | 17-14 |
| 10- 6* | Dallas        | 79,784* | L  | 10-36 |
| 10-12* | Chicago       | 74,032* | W  | 27- 7 |
| 10-19  | Minnesota     | 47,872  | L  | 19-25 |
| 10-26  | Houston       | 46,904  | L  | 8-24  |
| 11- 2  | San Francisco | 43,209  | W  | 28-17 |
| 11- 9* | Cleveland     | 75,283* | W  | 21-10 |
| 11-16* | Green Bay     | 76,946* | W  | 13-10 |
| 11-23  | Kansas City   | 55,161  | L# | 21-24 |
| 11-27* | Los Angeles   | 69,552  | L  | 0-20  |
| 12- 7  | Chicago       | 37,772  | L  | 21-25 |
| 12-14* | Minnesota     | 73,130* | W  | 17-10 |
| 12-21* | St. Louis     | 64,656* | L  | 13-24 |

(M) Milwaukee

# Overtime

**LIONS' FIRST SIX DRAFT CHOICES, 1965-1975**

**1975**

Lynn Boden, Doug English, Craig Hertwig, Fred Cooper, Morace King, Dennis Franklin.

**1974**

Ed O'Neil, Billy Howard, Dexter Bussey, Carl Capria, Willie Burden, Jimmie Davis.

**1973**

Ernie Price, Leon Crosswhite, John Brady, Jim Laslavic, Levi Johnson, Mike Hennigan.

**1972**

Herb Orvis, Ken Sanders, Charles Potts, Charles Stoudamire, Henry Stuckey, Bill McClintock.

**1971**

Bob Bell, Dave Thompson, Charlie Weaver, Al Clark, Larry Woods, Pete Newell.

**1970**

Steve Owens, Ray Parson, Jim Mitchell, Bob Parker, Tony Terry, Ken Geddes.

**1969**

Altie Taylor, Jim Yarbrough, Larry Walton, Jim Carr, Rocky Rasley, Bob Bergum.

**1968**

Greg Landry, Earl McCullough, Jerry DePoyster, Charlie Sanders, Ed Mooney, Phil Odle.

**1967**

Mel Farr, Lem Barney, Paul Naumoff, Lew Kamanu, Tim Jones, John McCambridge.

**1966**

Nick Eddy, Bill Malinchak, Doug Van Horn, Willie Walker, Bill Cody, Wayne DeSutter.

**1965**

Tom Nowatzke, Jerry Rush, Fred Biletznikoff, Tom Myers, John Flynn, Tommy Vaughn, Ed Flanagan.

# LIONS VS. ALL-TIME LEAGUE OPPONENTS

## LIONS VS. NFC TEAMS

(Regular Season Only)

|               | GP | W  | L  | T |
|---------------|----|----|----|---|
| Atlanta       | 8  | 8  | 0  | 0 |
| Chicago       | 84 | 34 | 47 | 3 |
| Dallas        | 5  | 1  | 4  | 0 |
| Green Bay     | 85 | 35 | 44 | 6 |
| Los Angeles   | 50 | 23 | 26 | 1 |
| Minnesota     | 30 | 11 | 17 | 2 |
| New Orleans   | 5  | 2  | 2  | 1 |
| New York      | 19 | 12 | 6  | 1 |
| Philadelphia  | 18 | 9  | 8  | 1 |
| San Francisco | 42 | 21 | 20 | 1 |
| St. Louis     | 6  | 4  | 2  | 0 |
| Washington    | 14 | 3  | 11 | 0 |

## LIONS IN PRE-SEASON GAMES

(Since 1949)

|                   | GP | W  | L | T |
|-------------------|----|----|---|---|
| Atlanta           | 0  | 0  | 0 | 0 |
| Baltimore         | 10 | 4  | 5 | 1 |
| Buffalo           | 6  | 3  | 3 | 0 |
| Chicago Cardinals | 7  | 4  | 3 | 0 |
| Chicago Bears     | 1  | 0  | 1 | 0 |
| Cincinnati        | 6  | 1  | 5 | 0 |
| Cleveland         | 26 | 17 | 8 | 1 |
| College All-Stars | 4  | 2  | 1 | 1 |
| Dallas            | 3  | 1  | 2 | 0 |
| Denver            | 1  | 0  | 1 | 0 |
| Green Bay         | 0  | 0  | 0 | 0 |
| Houston           | 0  | 0  | 0 | 0 |
| Kansas City       | 5  | 2  | 3 | 0 |
| Los Angeles       | 1  | 0  | 0 | 1 |
| Miami             | 3  | 1  | 2 | 0 |
| Minnesota         | 1  | 0  | 0 | 1 |
| New England       | 3  | 2  | 1 | 0 |
| New Orleans       | 2  | 2  | 0 | 0 |
| New York Bulldogs | 1  | 1  | 0 | 0 |
| New York Giants   | 14 | 9  | 4 | 1 |
| New York Jets     | 2  | 1  | 1 | 0 |
| New York Yanks    | 1  | 1  | 0 | 0 |
| Oakland           | 2  | 0  | 2 | 0 |
| Philadelphia      | 19 | 11 | 7 | 1 |
| Pittsburgh        | 11 | 8  | 3 | 0 |
| St. Louis         | 7  | 6  | 1 | 0 |
| San Diego         | 1  | 1  | 0 | 0 |
| San Francisco     | 0  | 0  | 0 | 0 |
| Washington        | 17 | 10 | 7 | 0 |

## LIONS VS. AFC TEAMS

(Regular Season Only)

|             | GP | W  | L  | T |
|-------------|----|----|----|---|
| Baltimore   | 33 | 16 | 15 | 2 |
| Buffalo     | 1  | 0  | 0  | 1 |
| Cincinnati  | 2  | 2  | 0  | 0 |
| Cleveland   | 10 | 9  | 1  | 0 |
| Denver      | 2  | 1  | 1  | 0 |
| Houston     | 2  | 1  | 1  | 0 |
| Kansas City | 2  | 1  | 1  | 0 |
| Miami       | 1  | 0  | 1  | 0 |
| New England | 1  | 1  | 0  | 0 |
| New York    | 1  | 1  | 0  | 0 |
| Oakland     | 2  | 1  | 1  | 0 |
| Pittsburgh  | 21 | 12 | 8  | 1 |
| San Diego   | 1  | 1  | 0  | 0 |

## LIONS VS. DEFUNCT TEAMS

(Regular Season Games)

|                      | GP        | W         | L         | T        |
|----------------------|-----------|-----------|-----------|----------|
| Boston Redskins      | 3         | 3         | 0         | 0        |
| Boston Yanks         | 5         | 3         | 2         | 0        |
| Brooklyn Dodgers     | 11        | 8         | 3         | 0        |
| Chicago Cardinals    | 31        | 19        | 9         | 3        |
| Chicago-Pittsburgh   | 2         | 2         | 0         | 0        |
| Cincinnati-St. Louis | 2         | 2         | 0         | 0        |
| Cleveland Rams       | 15        | 8         | 7         | 0        |
| Dallas Texans        | 2         | 2         | 0         | 0        |
| New York Bulldogs    | 1         | 1         | 0         | 0        |
| New York Yanks       | 4         | 2         | 1         | 1        |
| Phila.-Pittsburgh    | 1         | 0         | 1         | 1        |
| <b>Total</b>         | <b>77</b> | <b>50</b> | <b>23</b> | <b>4</b> |

## LIONS IN POST-SEASON GAMES

(See Page 91)

|                 | GP        | W        | L        | T        |
|-----------------|-----------|----------|----------|----------|
| Championships   | 5         | 4        | 1        | 0        |
| Playoffs        | 3         | 2        | 1        | 0        |
| Runner-up Bowls | 3         | 3        | 0        | 0        |
| <b>Total</b>    | <b>11</b> | <b>9</b> | <b>2</b> | <b>0</b> |

## MEMBERS OF LIONS 100-YARD GAME CLUB

| NAME               | 100-YD Games | NAME             | 100-YD Games |
|--------------------|--------------|------------------|--------------|
| Ernie Caddel       | 2            | Don McIlhenny    | 1            |
| Lew Carpenter      | 2            | STEVE OWENS      | 3            |
| Dutch Clark        | 2            | Nick Pietrosante | 6            |
| Mel Farr           | 5            | Bill Shepherd    | 1            |
| Gene Gedman        | 1            | Frank Sinkwich   | 1            |
| Ace Gutowsky       | 1            | ALTIE TAYLOR     | 4            |
| Bob Hoernschemeyer | 3            | Wally Triplett   | 1            |
| John Henry Johnson | 2            | Tommy Watkins    | 3            |
| Bobby Layne        | 1            | Camp Wilson      | 1            |
| Amos Marsh         | 2            |                  |              |

**DETROIT VS. ATLANTA  
(8-0-0)**

| DATE      | W-L-T | SCORE |
|-----------|-------|-------|
| 9-25-66*  | W     | 28-10 |
| 10-22-67* | W     | 24-3  |
| 12-8-68   | W     | 24-7  |
| 11-9-69*  | W     | 27-21 |
| 10-3-71*  | W     | 41-38 |
| 10-8-72   | W     | 26-23 |
| 10-1-73*  | W     | 31-6  |
| 9-28-75   | W     | 17-14 |

**DETROIT VS. BALTIMORE  
(16-15-2)**

| DATE      | W-L-T | SCORE |
|-----------|-------|-------|
| 12-3-50   | W     | 45-21 |
| 10-3-53   | W     | 27-17 |
| 11-7-53*  | W     | 17-7  |
| 10-16-54* | W     | 35-0  |
| 11-6-54   | W     | 27-3  |
| 10-1-55   | L     | 13-28 |
| 11-5-55*  | W     | 24-14 |
| 10-6-56   | W     | 31-14 |
| 11-18-56* | W     | 27-3  |
| 9-29-57   | L     | 14-34 |
| 10-20-57* | W     | 31-27 |
| 9-28-58   | L     | 15-28 |
| 10-19-58* | L     | 14-40 |
| 9-29-59   | L     | 9-21  |
| 10-11-59* | L     | 24-31 |
| 10-23-60* | W     | 30-17 |
| 12-4-60   | W     | 20-15 |
| 9-24-61   | W     | 16-15 |
| 10-22-61* | L     | 14-17 |
| 9-30-62   | W     | 29-20 |
| 12-2-62*  | W     | 21-14 |
| 10-20-63* | L     | 21-25 |
| 11-10-63  | L     | 21-24 |
| 10-25-64* | L     | 0-34  |
| 12-6-64   | W     | 31-14 |
| 10-10-65  | L     | 7-31  |
| 11-25-65* | T     | 24-24 |
| 10-16-66  | L     | 14-45 |
| 11-20-66* | W     | 20-14 |
| 11-19-67  | L     | 7-41  |
| 11-10-68* | L     | 10-27 |
| 12-7-69   | T     | 17-17 |
| 10-21-73* | L     | 27-29 |

**DETROIT VS. BUFFALO  
(0-0-1)**

| DATE     | W-L-T | SCORE |
|----------|-------|-------|
| 12-10-72 | T     | 21-21 |

**DETROIT VS. CHICAGO  
(34-47-3)**

| DATE      | W-L-T | SCORE |
|-----------|-------|-------|
| 11-29-34* | L     | 16-19 |
| 12-2-34   | L     | 7-10  |
| 11-24-35  | T     | 20-20 |
| 11-28-35* | W     | 14-2  |
| 10-25-36  | L     | 10-12 |
| 11-26-36* | W     | 13-7  |
| 10-24-37  | L     | 20-28 |
| 11-28-37* | L     | 0-13  |
| 11-20-38  | W     | 13-7  |
| 11-24-38* | W     | 14-7  |

|           |   |       |
|-----------|---|-------|
| 10-29-39  | W | 10-0  |
| 11-12-39* | L | 13-23 |
| 10-13-40  | L | 0-7   |
| 11-10-40* | W | 17-14 |
| 10-19-41  | L | 0-49  |
| 11-23-41* | L | 7-24  |
| 11-1-42   | L | 0-16  |
| 11-22-42* | L | 0-42  |
| 10-3-43*  | L | 21-27 |
| 10-31-43  | L | 14-35 |
| 10-22-44  | T | 21-21 |
| 11-19-44* | W | 41-21 |
| 10-28-45* | W | 16-10 |
| 11-11-45  | W | 35-28 |
| 11-24-46  | L | 6-42  |
| 12-8-46   | L | 24-45 |
| 10-19-47  | L | 24-33 |
| 11-27-47* | L | 14-34 |
| 10-17-48  | L | 0-28  |
| 12-5-48*  | L | 14-42 |
| 11-13-49  | L | 24-27 |
| 11-24-49* | L | 7-28  |
| 11-5-50*  | L | 21-35 |
| 12-10-50  | L | 3-6   |
| 10-23-51* | L | 23-28 |
| 11-11-51  | W | 41-28 |
| 11-23-52  | L | 23-24 |
| 12-7-52*  | W | 45-21 |
| 11-22-53  | W | 20-16 |
| 12-6-53*  | W | 13-7  |
| 9-26-54*  | W | 48-23 |
| 12-12-54  | L | 24-28 |
| 11-20-55* | L | 14-24 |
| 12-4-55   | L | 20-21 |
| 12-2-56*  | W | 42-10 |
| 12-16-56  | L | 21-38 |
| 11-24-57* | I | 7-27  |
| 12-15-57  | W | 21-13 |
| 11-23-58* | L | 7-20  |
| 12-14-58  | L | 16-21 |
| 11-22-59* | L | 14-24 |
| 12-13-59  | L | 14-25 |
| 11-20-60  | L | 7-28  |
| 12-18-60* | W | 36-0  |
| 10-8-61*  | L | 17-31 |
| 12-3-61   | W | 16-15 |
| 10-28-62* | W | 11-3  |
| 12-16-62  | L | 0-3   |
| 9-29-63*  | L | 21-37 |
| 12-15-63  | L | 14-24 |
| 10-18-64  | W | 10-0  |
| 11-26-64* | L | 24-27 |
| 10-24-65  | L | 10-38 |
| 11-21-65* | L | 10-17 |
| 9-11-66*  | W | 14-3  |
| 11-6-66   | T | 10-10 |
| 10-15-67  | L | 3-14  |
| 11-5-67*  | L | 13-27 |
| 9-22-68*  | W | 42-0  |
| 10-13-68  | W | 28-10 |
| 10-19-69* | W | 13-7  |
| 12-21-69  | W | 20-3  |
| 10-5-70*  | W | 28-14 |
| 10-25-70  | W | 16-10 |
| 10-24-71* | L | 23-28 |
| 11-21-71  | W | 28-3  |
| 10-1-72   | W | 38-24 |
| 11-5-72*  | W | 14-0  |
| 11-18-73  | W | 30-7  |
| 12-9-73*  | W | 40-7  |
| 9-15-74   | L | 9-17  |
| 11-24-74* | W | 34-17 |
| 10-12-75* | W | 27-7  |
| 12-7-75   | L | 21-25 |

**DETROIT VS. CINCINNATI**

(2-0-0)

| DATE     | W-L-T | SCORE |
|----------|-------|-------|
| 9-27-70* | W     | 38- 3 |
| 12- 8-74 | W     | 23-19 |

**DETROIT VS. CLEVELAND**

(9-1-0)

| DATE      | W-L-T | SCORE |
|-----------|-------|-------|
| 11- 2-52* | W     | 17- 6 |
| 12-19-54  | W     | 14-10 |
| 12- 8-57* | W     | 20- 7 |
| 11- 9-58  | W     | 30-10 |
| 12- 8-63* | W     | 38-10 |
| 11-15-64  | L     | 21-37 |
| 9-24-67*  | W     | 31-14 |
| 10- 5-69  | W     | 28-21 |
| 10-18-70  | W     | 41-24 |
| 11- 9-75* | W     | 21-10 |

**DETROIT VS. DALLAS**

(1-4-0)

| DATE      | W-L-T | SCORE |
|-----------|-------|-------|
| 12-11-60* | W     | 23-14 |
| 10-13-63  | L     | 14-17 |
| 9-15-68   | L     | 13-59 |
| 10-30-72  | L     | 24-28 |
| 10- 6-75* | L     | 10-36 |

**DETROIT VS. DENVER**

(1-1-0)

| DATE      | W-L-T | SCORE |
|-----------|-------|-------|
| 11- 7-71  | W     | 24-20 |
| 11-28-74* | L     | 27-31 |

**DETROIT VS. GREEN BAY**

(35-44-6)

m—at Milwaukee (2-8-1)

| DATE      | W-L-T | SCORE |
|-----------|-------|-------|
| 10- 7-34  | W     | 3- 0  |
| 11-25-34* | L     | 0- 3  |
| 10-20-35m | L     | 9-13  |
| 11-10-35  | L     | 7-31  |
| 11-17-35* | W     | 20-10 |
| 10-18-36  | L     | 18-20 |
| 11-29-36* | L     | 17-26 |
| 10- 3-37  | L     | 6-26  |
| 10-31-37* | L     | 13-14 |
| 10- 9-38  | W     | 17- 7 |
| 11-13-38* | L     | 7-28  |
| 10-22-39  | L     | 7-26  |
| 12- 3-39* | L     | 7-12  |
| 10-20-40  | W     | 23-14 |
| 11-24-40* | L     | 7-50  |
| 9-14-41   | L     | 0-23  |
| 10-26-41* | L     | 7-24  |
| 10-11-42m | L     | 7-38  |
| 10-25-42* | L     | 7-28  |
| 10-10-43  | L     | 14-35 |
| 10-24-43* | L     | 6-27  |
| 10- 1-44m | L     | 6-27  |
| 10-29-44* | L     | 0-14  |
| 10- 7-45m | L     | 21-57 |
| 12- 2-45* | W     | 14- 3 |
| 10-27-46m | L     | 7-10  |
| 11-17-46* | L     | 0- 9  |

|           |   |       |
|-----------|---|-------|
| 10-26-47  | L | 17-34 |
| 12- 7-47* | L | 14-35 |
| 10- 3-48  | L | 21-33 |
| 10-31-48* | W | 24-20 |
| 10-30-49m | L | 14-16 |
| 12-11-49* | W | 21- 7 |
| 9-17-50   | W | 45- 7 |
| 11-19-50* | W | 24-21 |
| 11- 4-51  | W | 24-17 |
| 11-22-51* | W | 52-35 |
| 10-26-52  | W | 52-17 |
| 11-27-52* | W | 48-24 |
| 11-15-53  | W | 14- 7 |
| 11-26-53* | W | 34-15 |
| 11-21-54  | W | 21-17 |
| 11-25-54* | W | 28-24 |
| 9-27-55   | L | 17-20 |
| 11-24-55* | W | 24-10 |
| 9-30-56   | W | 20-16 |
| 11-22-56* | L | 20-24 |
| 10- 6-57  | W | 24-14 |
| 11-28-57* | W | 18- 6 |
| 10- 5-58  | T | 13-13 |
| 11-27-58* | W | 24-14 |
| 10- 4-59  | L | 10-28 |
| 11-26-59* | L | 17-24 |
| 10- 2-60  | L | 9-28  |
| 11-24-60* | W | 23-10 |
| 9-17-61m  | W | 17-13 |
| 11-23-61* | L | 9-17  |
| 10- 7-62  | L | 7- 9  |
| 11-22-62* | W | 26-14 |
| 9-22-63m  | L | 10-31 |
| 11-28-63* | T | 13-13 |
| 9-28-64*  | L | 10-14 |
| 11- 8-64  | L | 7-30  |
| 10-17-65* | L | 21-31 |
| 11- 7-65  | W | 12- 7 |
| 10- 2-66  | L | 14-23 |
| 10-30-66* | L | 7-31  |
| 9-17-67   | T | 17-17 |
| 10- 8-67* | L | 17-27 |
| 9-29-68   | W | 23-17 |
| 10-20-68* | T | 14-14 |
| 10-12-69* | L | 17-28 |
| 11-23-69  | W | 16-10 |
| 9-20-70   | W | 40- 0 |
| 12-20-70* | W | 20- 0 |
| 10-10-71* | W | 31-28 |
| 11- 1-71m | T | 14-14 |
| 10-16-72* | L | 23-24 |
| 12- 3-72  | L | 7-33  |
| 9-23-73   | T | 13-13 |
| 10-28-73* | W | 34- 0 |
| 9-29-74m  | L | 19-21 |
| 10-27-74* | W | 19-17 |
| 9-21-75m  | W | 30-16 |
| 11-16-75* | W | 13-10 |

**DETROIT VS. HOUSTON**

(1-1-0)

| DATE     | W-L-T | SCORE |
|----------|-------|-------|
| 10-17-71 | W     | 31- 7 |
| 10-26-75 | L     | 8-24  |

**DETROIT VS. KANSAS CITY**

(1-1-0)

| DATE      | W-L-T | SCORE |
|-----------|-------|-------|
| 11-25-71* | W     | 32-21 |
| 11-23-75  | L     | 21-24 |

**DETROIT VS. LOS ANGELES  
(23-26-1)**

| DATE      | W-L-T | SCORE |
|-----------|-------|-------|
| 10-20-46  | L     | 14-35 |
| 11- 3-46* | L     | 20-41 |
| 10-12-47* | L     | 13-27 |
| 11-23-47  | L     | 17-28 |
| 9-22-48   | L     | 7-44  |
| 10-24-48* | L     | 27-34 |
| 9-23-49   | L     | 24-27 |
| 10-16-49* | L     | 10-21 |
| 10-15-50* | L     | 28-30 |
| 10-29-50  | L     | 24-65 |
| 10-14-51* | L     | 21-27 |
| 12- 9-51  | W     | 24-22 |
| 10- 3-52  | W     | 17-14 |
| 10-19-52* | W     | 24-16 |
| 10-18-53* | L     | 19-31 |
| 11- 1-53  | L     | 24-37 |
| 10-10-54* | W     | 21- 3 |
| 10-31-54  | W     | 27-24 |
| 10- 9-55* | L     | 10-17 |
| 10-23-55  | L     | 13-24 |
| 10-14-56* | W     | 24-21 |
| 10-28-56  | W     | 16- 7 |
| 10-13-57* | W     | 10- 7 |
| 10-27-57  | L     | 17-35 |
| 10-12-58* | L     | 28-42 |
| 10-26-58  | W     | 41-24 |
| 10-25-59  | W     | 17- 7 |
| 11-15-59* | W     | 23-17 |
| 10-30-60  | L     | 35-48 |
| 11-13-60* | W     | 12-10 |
| 10-15-61* | W     | 14-13 |
| 10-29-61  | W     | 28-10 |
| 10-14-62* | W     | 13-10 |
| 11- 4-62  | W     | 12- 3 |
| 9-14-63   | W     | 23- 2 |
| 11-17-63* | L     | 21-28 |
| 9-18-64   | T     | 17-17 |
| 11- 1-64* | W     | 37-17 |
| 9-19-65*  | W     | 20- 0 |
| 10-31-65  | W     | 21- 7 |
| 10- 9-66* | L     | 7-14  |
| 12- 4-66  | L     | 3-23  |
| 11-23-67* | L     | 7-31  |
| 11- 3-68  | L     | 7-10  |
| 12-14-69* | W     | 28- 0 |
| 12-14-70  | W     | 28-23 |
| 11-14-71* | L     | 13-21 |
| 12-17-72  | W     | 34-17 |
| 10- 6-74  | L     | 13-16 |
| 11-27-75* | L     | 0-20  |

**DETROIT VS. MIAMI  
(0-1-0)**

| DATE     | W-L-T | SCORE |
|----------|-------|-------|
| 12-15-73 | L     | 7-34  |

**DETROIT VS. MINNESOTA  
(11-17-2)**

| DATE      | W-L-T | SCORE |
|-----------|-------|-------|
| 11-19-61  | W     | 37-10 |
| 12-10-61* | W     | 13- 7 |
| 11-18-62  | W     | 17- 6 |
| 12- 9-62* | W     | 37-23 |
| 10-27-63* | W     | 28-10 |
| 11-24-63  | L     | 31-34 |
| 10-11-64  | W     | 24-20 |
| 11-22-64* | T     | 23-23 |

|           |   |       |
|-----------|---|-------|
| 9-26-65   | W | 31-29 |
| 12-12-65* | L | 7-29  |
| 11-13-66  | W | 32-31 |
| 12-11-66* | L | 16-28 |
| 11-12-67  | T | 10-10 |
| 12-17-67* | W | 14- 3 |
| 10- 6-68  | L | 10-24 |
| 11-17-68* | L | 6-13  |
| 10-26-69  | L | 10-24 |
| 11-27-69* | L | 0-27  |
| 11- 1-70* | L | 17-30 |
| 11-15-70  | L | 20-24 |
| 9-20-71*  | L | 13-16 |
| 12-11-71  | L | 10-29 |
| 9-24-72*  | L | 10-34 |
| 11-12-72  | L | 14-16 |
| 10- 7-73* | L | 9-23  |
| 11-11-73  | L | 7-28  |
| 9-22-74*  | L | 6- 7  |
| 10-20-74  | W | 20-16 |
| 10-19-75  | L | 19-25 |
| 12-14-75* | W | 17-10 |

**DETROIT VS. NEW ENGLAND  
(1-0-0)**

| DATE    | W-L-T | SCORE |
|---------|-------|-------|
| 9-26-71 | W     | 34- 7 |

**DETROIT VS. NEW ORLEANS  
(2-2-1)**

| DATE      | W-L-T | SCORE |
|-----------|-------|-------|
| 11-24-68* | T     | 20-20 |
| 11- 8-70  | L     | 17-19 |
| 11-19-72* | W     | 27-14 |
| 10-14-73  | L     | 13-20 |
| 11- 3-74* | W     | 19-14 |

**DETROIT VS. NEW YORK GIANTS  
(12-6-1)**

| DATE      | W-L-T | SCORE |
|-----------|-------|-------|
| 9-23-34*  | W     | 9- 0  |
| 11- 1-36  | L     | 7-14  |
| 11-15-36* | W     | 38- 0 |
| 11-14-37  | W     | 17- 0 |
| 11- 5-39* | W     | 18-14 |
| 11- 9-41  | L     | 13-20 |
| 11- 7-43* | T     | 0- 0  |
| 11-18-45  | L     | 14-35 |
| 11- 2-47* | W     | 35- 7 |
| 11-20-49  | W     | 45-21 |
| 12-13-53  | W     | 27-16 |
| 12-11-55* | L     | 19-24 |
| 12- 7-58* | L     | 17-19 |
| 10-21-62  | L     | 14-17 |
| 10- 4-64* | W     | 26- 3 |
| 12-10-67  | W     | 30- 7 |
| 9-28-69*  | W     | 24- 0 |
| 9-17-72*  | W     | 30-16 |
| 11-17-74* | W     | 20-19 |

**DETROIT VS. NEW YORK JETS  
(1-0-0)**

| DATE      | W-L-T | SCORE |
|-----------|-------|-------|
| 11-23-72* | W     | 37-20 |

**DETROIT VS. OAKLAND  
(1-1-0)**

| DATE      | W-L-T | SCORE |
|-----------|-------|-------|
| 11-26-70* | W     | 28-14 |
| 11-10-74  | L     | 13-35 |

**DETROIT VS. PHILADELPHIA  
(9-8-1)**

| DATE      | W-L-T | SCORE |
|-----------|-------|-------|
| 10-14-34  | W     | 10-0  |
| 9-20-35*  | W     | 35-0  |
| 10-11-36  | W     | 23-0  |
| 12- 4-38* | L     | 7-21  |
| 11-17-40  | W     | 21-0  |
| 11-16-41* | W     | 21-17 |
| 10-14-45* | W     | 23-24 |
| 12-12-48  | L     | 21-45 |
| 10- 3-49* | L     | 14-22 |
| 11-18-51  | W     | 28-10 |
| 12- 5-54* | T     | 13-13 |
| 11-10-57  | W     | 27-16 |
| 10-16-60  | L     | 10-28 |
| 12-17-61* | L     | 24-27 |
| 12-19-65  | W     | 35-28 |
| 11-28-68* | L     | 0-12  |
| 12- 5-71* | L     | 20-23 |
| 12-15-74  | L     | 17-28 |

**DETROIT VS. PITTSBURGH  
(12-8-1)**

| DATE      | W-L-T | SCORE |
|-----------|-------|-------|
| 11- 4-34* | W     | 40-7  |
| 11- 8-36* | W     | 28-3  |
| 10-10-37* | W     | 7-3   |
| 9- 9-38*  | W     | 16-7  |
| 9-22-40*  | L     | 7-10  |
| 11- 8-42* | L     | 7-35  |
| 11-10-46* | W     | 17-7  |
| 9-21-47   | L     | 10-17 |
| 11-21-48* | W     | 17-14 |
| 10- 8-49  | L     | 7-14  |
| 9-24-50*  | W     | 10-7  |
| 11- 9-52  | W     | 31-6  |
| 9-27-53*  | W     | 38-21 |
| 11-13-55  | W     | 31-28 |
| 12- 9-56* | W     | 45-7  |
| 11- 8-59  | T     | 10-10 |
| 9-16-62*  | W     | 45-7  |
| 10-18-66  | L     | 3-17  |
| 12- 3-67* | L     | 14-24 |
| 9-21-69   | L     | 13-16 |
| 9-16-73   | L     | 10-24 |

**DETROIT VS. ST. LOUIS  
(4-2-0)**

| DATE      | W-L-T | SCORE |
|-----------|-------|-------|
| 11-12-61  | W     | 45-14 |
| 10- 1-67  | L     | 28-38 |
| 11-16-69* | W     | 20-0  |
| 12- 6-70* | W     | 16-3  |
| 12- 2-73  | W     | 20-16 |
| 12-21-75* | L     | 13-24 |

**DETROIT VS. SAN DIEGO  
(1-0-0)**

| DATE      | W-L-T | SCORE |
|-----------|-------|-------|
| 10-22-72* | W     | 34-20 |

**DETROIT VS. SAN FRANCISCO  
(21-20-1)**

| DATE      | W-L-T | SCORE |
|-----------|-------|-------|
| 10- 8-50* | W     | 24-7  |
| 10-22-50  | L     | 27-28 |
| 12- 2-51* | L     | 10-20 |
| 12-16-51  | L     | 17-21 |
| 9-28-52   | L     | 3-17  |
| 10-12-52* | L     | 0-28  |
| 10-11-53* | W     | 24-21 |
| 10-25-53  | W     | 14-10 |
| 10-24-54  | L     | 31-37 |
| 11-14-54* | W     | 48-7  |
| 10-16-55* | L     | 24-27 |
| 10-30-55  | L     | 21-38 |
| 10-21-56* | W     | 20-17 |
| 11- 4-56  | W     | 17-13 |
| 11- 3-57  | L     | 31-35 |
| 11-17-57* | W     | 31-10 |
| 11- 2-58  | L     | 21-24 |
| 11-16-58* | W     | 35-21 |
| 10-18-59* | L     | 13-34 |
| 11- 1-59  | L     | 7-33  |
| 10- 9-60* | L     | 10-14 |
| 11- 6-60  | W     | 24-0  |
| 10- 1-61* | L     | 0-49  |
| 11- 5-61  | T     | 20-20 |
| 9-23-62*  | W     | 45-24 |
| 11-11-62  | W     | 38-24 |
| 10- 6-63* | W     | 26-3  |
| 11- 3-63  | W     | 45-7  |
| 9-13-64   | W     | 26-17 |
| 12-13-64* | W     | 24-7  |
| 11-14-65* | L     | 21-27 |
| 12- 5-65  | L     | 14-17 |
| 10-23-66  | L     | 24-27 |
| 11-24-66* | L     | 14-41 |
| 10-29-67  | W     | 45-3  |
| 10-27-68* | L     | 7-14  |
| 11- 2-69  | W     | 26-14 |
| 11-22-70* | W     | 28-14 |
| 12-19-71  | L     | 27-31 |
| 11- 4-73* | W     | 30-20 |
| 10-14-74* | W     | 17-13 |
| 11- 2-75  | W     | 28-17 |

**DETROIT VS. WASHINGTON  
(3-11-0)**

| DATE      | W-L-T | SCORE |
|-----------|-------|-------|
| 10-16-88* | L     | 5-7   |
| 11-26-39  | L     | 7-31  |
| 10-27-40* | L     | 14-20 |
| 11-29-42* | L     | 3-15  |
| 11-14-43  | L     | 20-42 |
| 10- 6-46  | L     | 16-17 |
| 11-16-47* | W     | 38-21 |
| 11-14-48  | L     | 21-46 |
| 9-30-51*  | W     | 35-17 |
| 11-11-56  | L     | 17-18 |
| 10- 3-65* | W     | 14-10 |
| 12-15-68  | L     | 3-14  |
| 10-11-70  | L     | 10-31 |
| 11-22-73* | L     | 0-20  |

# LIONS' LONGEST \*League Record

## RUSHING PLAY:

- 96 yards — Bob Hoernschemeyer, Nov. 23, 1950 vs. New York Yanks (TD)
- 85 yards — Bob Hoernschemeyer, Nov. 22, 1951 vs. Green Bay (TD)
- 80 yards — Wally Triplett, Oct. 30, 1949 at Green Bay (TD)
- 78 yards — Elmer Hackney, Nov. 8, 1942 vs. Pittsburgh
- 76 yards — GREG LANDRY, Sept. 20, 1970 at Green Bay

## PASSING PLAY:

- 99 yards\* — Karl Sweetan to Pat Studstill, Oct. 16, 1966 at Baltimore (TD)
- 97 yards — Bobby Layne to Cloyce Box, Nov. 26, 1953 vs. Green Bay (TD)
- 92 yards — Milt Plum to Dan Lewis, Nov. 15, 1964 at Cleveland (TD)
- 88 yards — Dave Ryan to John Greene, Nov. 10, 1946 vs. Pittsburgh (TD)
- 86 yards — BILL MUNSON to Mel Farr, Sept. 22, 1968 vs. Chicago (TD)

## KICKOFF RETURN:

- 104 yards — Terry Barr (92) and Gene Gedman (12), Oct. 26, 1958 at Los Angeles (TD)
- 102 yards—Ron Jessie, Oct. 24, 1971 vs. Chicago (TD)
- 101 yards — Bill Jefferson, Nov. 23, 1941 vs. Chicago Bears (TD)
- 100 yards — Pat Studstill, Oct. 8, 1961 vs. Chicago Bears (TD)
- 100 yards — Bill Bowman, Sept. 26, 1954 vs. Chicago Bears (TD)
- 98 yards — Ned Mathews, Nov. 21, 1943 vs. Phila.-Pittsburgh (TD)
- 98 yards — LEM BARNEY, Nov. 3, 1968 at Los Angeles (TD)

## PUNT RETURN:

- 90 yards — Tommy Watkins, Oct. 6, 1963 vs. San Francisco (TD)
- 89 yards — Jack Christiansen, Nov. 22, 1951 vs. Green Bay (TD)
- 84 yards — Bill Dudley, Oct. 19, 1947 at Chicago Bears (TD)

## INTERCEPTION RETURN:

- 102 yards\* — Bob Smith, Nov. 24, 1949 vs. Chicago Bears (TD)
- 100 yards — Vern Huffman, Oct. 17, 1937 vs. Brooklyn (TD)
- 95 yards — DICK JAURON, Nov. 18, 1973 at Chicago (TD)
- 95 yards — Don Doll, Oct. 8, 1949 at Pittsburgh (TD)
- 92 yards — Jack Christiansen, Nov. 1, 1953 at Los Angeles (TD)
- 90 yards — Bob Smith, Nov. 9, 1952 at Pittsburgh
- 88 yards — Rudy Redmond, Dec. 17, 1972 at Los Angeles (TD)

## PUNT:

- 81 yards — Bill de Correvont, Oct. 6, 1946 at Washington
- 78 yards — Pat Studstill, Oct. 8, 1967 vs. Green Bay
- 75 yards — Bob Smith, Oct. 8, 1951 vs. New York Yanks
- 74 yards—Yale Lary, Sept. 13, 1964 at San Francisco

## FIELD GOAL:

- 54 yards — Glenn Presnell, Oct. 7, 1934 at Green Bay
- 52 yards — ERROL MANN, Dec. 2, 1973 at St. Louis
- 52 yards — Jim Martin, Oct. 23, 1960 vs. Baltimore
- 51 yards—ERROL MANN (2), Oct. 18, 1970 at Cleveland; Oct. 16, 1972 vs. Green Bay.
- 51 yards — Jim Martin, Oct. 23, 1960 vs. Baltimore
- 50 yards — ERROL MANN (3), Oct. 26, 1969 at Minnesota; Sept. 27, 1970 vs. Cincinnati; and Dec. 20, 1970 vs. Green Bay.

## LIONS LONGEVITY LOG

| Rank | Player        | Years | Games | Rank | Player          | Years | Games |
|------|---------------|-------|-------|------|-----------------|-------|-------|
| 1    | Wayne Walker  | 15    | 200   | 13   | BOB KOWALKOWSKI | 10    | 124   |
| 2    | Dick LeBeau   | 14    | 185   | 14   | Harley Sewell   | 10    | 119   |
| 3    | Darris McCord | 13    | 168   | 15   | Mike Lucci      | 9     | 117   |
| 4    | Alex Karras   | 12    | 161   | 16   | Lou Creekmur    | 10    | 116   |
| 5    | Joe Schmidt   | 13    | 154   | 17   | LEM BARNEY      | 9     | 114   |
| 6    | LARRY HAND    | 11    | 140   | 18   | Wayne Rasmussen | 9     | 112   |
| 7    | Jim Gibbons   | 11    | 140   | 19   | Bruce Maher     | 8     | 108   |
| 8    | Ed Flanagan   | 10    | 139   | 20   | Mike Weger      | 9     | 108   |
| 9    | John Gordy    | 10    | 134   | 21   | CHARLIE SANDERS | 8     | 105   |
| 10   | Yale Lary     | 11    | 133   | 22   | ROCKNE FREITAS  | 8     | 104   |
| 11   | PAUL NAUMOFF  | 9     | 126   | 23   | Gail Cogdill    | 9     | 103   |
| 12   | Jim Martin    | 11    | 126   | 24   | Terry Barr      | 9     | 102   |

## LIONS PRE-SEASON GAMES RESULTS, 1949-1975

1949 (3-2-0)

NY Bulldogs at Hershey W 21-10  
Pittsburgh at Roanoke W 41-21  
Philadelphia at New Orleans L 14-45  
Washington at Denver L 31-7  
NY Giants at Minneapolis W 21-6

1950 (2-3-0)

at Pittsburgh L 17-14  
Cleveland at Akron L 35-14  
Washington at Dallas L 28-24  
Philadelphia at Little Rock W 49-24  
Chicago Cards at Birmingham W 24-16

1951 (4-1-1)

NY Giants at Dallas W 31-21  
Philadelphia at Shreveport T 17-17  
Washington at Amarillo L 10-7  
Cleveland at DETROIT W 21-20  
Chicago Cards at San Antonio W 21-7  
NY Yanks at Houston W 28-14

1952 (6-0-0)

Chicago Cards at Amarillo W 28-13  
Philadelphia at Little Rock W 7-3  
NY Giants at DETROIT W 33-17  
Cleveland at Syracuse W 28-21  
at Dallas W 21-14  
Washington at Norman W 45-7

1953 (4-1-1)

All-Stars at Chicago W 24-10  
Pittsburgh at Syracuse W 16-13  
NY Giants at Dallas W 38-7  
Cleveland at DETROIT T 24-24  
Washington at Buffalo W 31-17  
at Philadelphia L 28-17

1954 (6-0-0)

All-Stars at Chicago W 31-6  
at Philadelphia W 17-14  
Washington at DETROIT W 37-7  
NY Giants at Norman W 28-13  
Cleveland at Dallas W 56-31  
Pittsburgh at Buffalo W 42-14

1955 (4-2-0)

Philadelphia at Dallas L 14-8  
Washington at Mobile W 17-14  
Chicago Cards at St. Louis L 17-16  
Pittsburgh at Miami W 24-0  
at Cleveland W 19-3  
NY Giants at DETROIT W 27-17

1956 (4-2-0)

Pittsburgh at Toledo W 20-15  
Chicago Cards at Mobile L 20-17  
Philadelphia at Miami W 31-14  
Cleveland at DETROIT W 17-0  
Cleveland at Akron W 30-14  
Washington at Buffalo L 19-17

1957 (3-3-0)

Cleveland at DETROIT W 20-10  
Philadelphia at Toledo W 34-27  
Washington at Birmingham W 31-14  
Pittsburgh at Buffalo L 20-14  
at Cleveland L 23-7  
NY Giants at DETROIT L 17-0

1958 (2-4-0)

All-Stars at Chicago L 35-19  
Cleveland at DETROIT W 17-7  
NY Giants at DETROIT W 26-7  
Chicago Bears at Dallas L 24-17  
Philadelphia at Norman L 31-24  
at Cleveland L 41-7

1959 (4-2-1)

Los Angeles at Boulder T 20-20  
Chicago Cards at Norman L 21-19  
Cleveland at Akron W 9-3  
NY Giants at DETROIT L 38-0  
Philadelphia at Toledo W 35-24  
Cleveland at DETROIT W 31-28  
Washington at DETROIT W 31-14

1960 (2-3-1)

Cleveland at DETROIT L 28-14  
St. Louis at Toledo W 24-21  
Pittsburgh at DETROIT W 13-7  
Philadelphia at Norman L 40-10  
NY Giants at New Haven T 16-16  
at Cleveland L 14-10

1961 (4-1-0)

Cleveland at DETROIT W 35-7  
at Pittsburgh W 17-14  
Philadelphia at DETROIT L 23-14  
St. Louis at DETROIT W 20-7  
at Cleveland W 35-17

1962 (4-1-0)

Cleveland at DETROIT L 17-14  
Dallas at Cleveland W 35-24  
Pittsburgh at DETROIT W 26-20  
St. Louis at Omaha W 19-14  
at St. Louis W 14-0

1963 (2-3-0)

Cleveland at DETROIT W 24-10  
New York at Cleveland L 24-21  
St. Louis at Omaha W 22-17  
Pittsburgh at DETROIT L 22-7  
Dallas at New Orleans L 27-17

1964 (3-1-1)

Washington at Charlotte W 28-27  
Baltimore at DETROIT T 28-28  
at Philadelphia W 17-13  
Cleveland at DETROIT L 35-14  
New York at Cleveland W 24-10

1965 (1-4-0)

at Philadelphia L 20-17  
Baltimore at DETROIT L 23-3  
Cleveland at DETROIT L 28-14  
New York at Cleveland W 25-21  
Washington at Canton L 20-3

1966 (0-4-1)

Minnesota at New Orleans T 6-6  
St. Louis at DETROIT L 28-14  
New York at New Haven L 17-7  
Dallas at Tulsa L 20-10  
Baltimore at DETROIT L 20-0

1967 (3-2-0)

at Denver L 13-7  
Buffalo at DETROIT W 19-17  
at San Diego W 38-17  
Baltimore at DETROIT L 14-5  
at St. Louis W 21-7

1968 (2-3-0)

at Buffalo L 13-9  
at Philadelphia W 20-3  
Baltimore at DETROIT W 14-7  
at Washington L 16-10  
New York Jets at Cleveland L 9-6

1969 (5-1-0)  
 at Kansas City L 38-13  
 Buffalo at DETROIT W 24-12  
 Boston at Montreal W 22-9  
 Washington at Tampa W 21-20  
 Philadelphia at Raleigh W 23-21  
 New Orleans at DETROIT W 42-7

1970 (4-2-0)  
 Kansas City at DETROIT L 30-17  
 at Buffalo W 22-6  
 at New Orleans W 31-17  
 Philadelphia at DETROIT W 31-7  
 Baltimore at Raleigh L 20-14  
 at Cincinnati W 31-14

1971 (3-3-0)  
 New York Jets at Tampa W 28-24  
 Cincinnati at DETROIT L 31-24  
 Baltimore at Ann Arbor W 23-20  
 at Miami L 28-24  
 Buffalo at DETROIT L 31-17  
 at Philadelphia W 49-10

1972 (4-2-0)  
 Miami at DETROIT W 31-23  
 at Cincinnati L 28-20  
 Cleveland at Ann Arbor W 34-7  
 Washington at DETROIT W 23-10  
 Baltimore at Tampa W 24-17  
 at New England L 34-30

1973 (4-2-0)  
 at Washington W 17-14  
 at Kansas City W 17-16  
 Baltimore at Memphis L 32-28  
 Cincinnati at DETROIT L 17-10  
 at Cleveland W 16-13  
 New England at DETROIT W 34-21

1974 (2-4-0)  
 at Kansas City L 20-12  
 at Baltimore W 6-3  
 Oakland at DETROIT L 41-10  
 at Cincinnati L 27-14  
 at Buffalo L 28-7  
 Cleveland at DETROIT W 21-7

1975 (2-4-0)  
 Oakland at Berkeley L 34-0  
 at Miami L 20-14  
 Kansas City at PONTIAC W 27-24  
 at Washington L 34-13  
 Cincinnati at PONTIAC L 22-14  
 at Cleveland W 27-24

## HOW THEY BECAME LIONS

### DRAFT CHOICES (32):

1964 (1) Hand, (10) round  
 1965 (1) Kowalkowski, 7th  
 1967 (2) Barney, 2nd; Naumoff, 3rd  
 1968 (2) Landry, 1st; C. Sanders, 3rd  
 1969 (3) Taylor and Yarbrough, 2nd; Walton, 3rd  
 1970 (3) Owens, 1st; Mitchell, 3rd; H. Weaver, 9th  
 1971 (1) C. Weaver, 2nd  
 1972 (2) Orvis, 1st; K. Sanders, 3rd  
 1973 (6) Price, 1st; Laslavic, Johnson, 3rd; Hennigan, Jauron, Hooks, 4th  
 1974 (3) O'Neil, 1st; Howard, 2nd; Bussey, 3rd  
 1975 (8) Boden, 1st; English, 2nd; Hertwig, 4th; King and Franklin, 6th; Leonard Thompson, 8th; Strinko, 9th; Roundtree, 12th

### TRADES (7):

1967 Freitas (Pittsburgh)  
 1968 Munson (Los Angeles)  
 1972 Thrower (Philadelphia)  
 1974 Davis (Cleveland); Reed (San Francisco); West (Minnesota)  
 1975 Morris (New England)

### FREE AGENTS (8):

1967 Mann  
 1973 Dennis  
 1975 Briscoe, Dunlap, Farmer, Hicks, McMichael, B. Thompson

### WAIVERS (2):

1974 Jarvis (Buffalo)  
 1975 Staggers (Green Bay)

## LIONS PRE-SEASON OPPONENTS

### BALTIMORE 10 (4-5-1)

|     |           |   |       |
|-----|-----------|---|-------|
| '64 | Detroit   | T | 28-28 |
| '65 | Detroit   | L | 23- 3 |
| '66 | Detroit   | L | 20- 0 |
| '67 | Detroit   | L | 14- 5 |
| '68 | Detroit   | W | 14- 7 |
| '70 | Raleigh   | L | 20-14 |
| '71 | Ann Arbor | W | 23-20 |
| '72 | Tampa     | W | 24-17 |
| '73 | Memphis   | L | 32-28 |
| '74 | Baltimore | W | 6- 3  |

### BUFFALO 6 (3-3)

|     |         |   |       |
|-----|---------|---|-------|
| '67 | Detroit | W | 19-17 |
| '68 | Buffalo | L | 13- 9 |
| '69 | Detroit | W | 24-12 |
| '70 | Buffalo | W | 22- 6 |
| '71 | Detroit | L | 31-17 |
| '74 | Buffalo | L | 28- 7 |

### CHICAGO 1 (0-1)

|     |        |   |       |
|-----|--------|---|-------|
| '58 | Dallas | L | 24-17 |
|-----|--------|---|-------|

### CINCINNATI 6 (1-5)

|     |            |   |       |
|-----|------------|---|-------|
| '70 | Cincinnati | W | 31-14 |
| '71 | Detroit    | L | 31-24 |
| '72 | Cincinnati | L | 28-20 |
| '73 | Detroit    | L | 17-10 |
| '74 | Cincinnati | L | 27-14 |
| '75 | Pontiac    | L | 22-14 |

### CLEVELAND 26 (17-8-1)

|     |           |   |       |
|-----|-----------|---|-------|
| '50 | Akron     | L | 35-14 |
| '51 | Detroit   | W | 21-20 |
| '52 | Syracuse  | W | 28-21 |
| '53 | Detroit   | T | 24-24 |
| '54 | Dallas    | W | 56-31 |
| '55 | Cleveland | W | 19- 3 |
| '56 | Detroit   | W | 17- 0 |
| '56 | Akron     | W | 30-14 |
| '57 | Detroit   | W | 20-10 |
| '57 | Cleveland | L | 23- 7 |
| '58 | Detroit   | W | 17- 7 |
| '58 | Cleveland | L | 41- 7 |
| '59 | Akron     | W | 9- 3  |
| '59 | Detroit   | W | 31-28 |
| '60 | Detroit   | L | 28-14 |
| '60 | Cleveland | L | 14-10 |
| '61 | Detroit   | W | 35- 7 |
| '61 | Cleveland | W | 35-17 |
| '62 | Detroit   | L | 17-14 |
| '63 | Detroit   | W | 24-10 |
| '64 | Detroit   | L | 35-14 |
| '65 | Detroit   | L | 28-14 |
| '72 | Ann Arbor | W | 34- 7 |
| '73 | Cleveland | W | 16-13 |
| '74 | Detroit   | W | 17- 7 |
| '75 | Cleveland | W | 27-24 |

### DALLAS 3 (1-2)

|     |             |   |       |
|-----|-------------|---|-------|
| '62 | Cleveland   | W | 35-24 |
| '63 | New Orleans | L | 27-17 |
| '66 | Tulsa       | L | 20-10 |

### DENVER 1 (0-1)

|     |        |   |       |
|-----|--------|---|-------|
| '67 | Denver | L | 13- 7 |
|-----|--------|---|-------|

### KANSAS CITY 5 (2-3)

|     |             |   |       |
|-----|-------------|---|-------|
| '69 | Kansas City | L | 38-13 |
| '70 | Detroit     | L | 30-17 |
| '73 | Kansas City | W | 17-16 |
| '74 | Kansas City | L | 20-12 |
| '75 | Pontiac     | W | 27-24 |

### LOS ANGELES 1 (0-0-1)

|     |         |   |       |
|-----|---------|---|-------|
| '59 | Boulder | T | 20-20 |
|-----|---------|---|-------|

### MIAMI 3 (1-2)

|     |         |   |       |
|-----|---------|---|-------|
| '71 | Miami   | L | 28-24 |
| '72 | Detroit | W | 31-23 |
| '75 | Miami   | L | 20-14 |

### MINNESOTA 1 (0-0-1)

|     |             |   |      |
|-----|-------------|---|------|
| '66 | New Orleans | T | 6- 8 |
|-----|-------------|---|------|

### NEW ENGLAND 3 (2-1)

|     |             |   |       |
|-----|-------------|---|-------|
| '69 | Montreal    | W | 22- 9 |
| '72 | New England | L | 34-30 |
| '73 | Detroit     | W | 34-21 |

### NEW ORLEANS 2 (2-0)

|     |             |   |       |
|-----|-------------|---|-------|
| '69 | Detroit     | W | 42- 7 |
| '70 | New Orleans | W | 31-17 |

### NEW YORK GIANTS 14 (9-4-1)

|     |             |   |       |
|-----|-------------|---|-------|
| '49 | Minneapolis | W | 21- 6 |
| '51 | Dallas      | W | 31-21 |
| '52 | Detroit     | W | 33-17 |
| '53 | Dallas      | W | 38- 7 |
| '54 | Norman      | W | 28-13 |
| '55 | Detroit     | W | 27-17 |
| '57 | Detroit     | L | 17- 0 |
| '58 | Detroit     | W | 26- 7 |
| '59 | Detroit     | L | 38- 0 |
| '60 | New Haven   | T | 16-16 |
| '63 | Cleveland   | L | 24-14 |
| '64 | Cleveland   | W | 24-10 |
| '65 | Cleveland   | W | 25-21 |
| '66 | New Haven   | L | 17- 7 |

### NEW YORK JETS 2 (1-1)

|     |           |   |       |
|-----|-----------|---|-------|
| '68 | Cleveland | L | 9- 6  |
| '71 | Tampa     | W | 28-24 |

### OAKLAND 2 (0-2)

|     |          |   |       |
|-----|----------|---|-------|
| '74 | Detroit  | L | 41-10 |
| '75 | Berkeley | L | 34- 0 |

**PHILADELPHIA 19 (11-7-1)**

|     |              |   |       |
|-----|--------------|---|-------|
| '49 | New Orleans  | L | 45-14 |
| '50 | Little Rock  | W | 49-24 |
| '51 | Shreveport   | T | 17-17 |
| '52 | Little Rock  | W | 7- 3  |
| '53 | Philadelphia | L | 28-17 |
| '54 | Philadelphia | W | 17-14 |
| '55 | Dallas       | L | 14- 8 |
| '56 | Miami        | W | 31-14 |
| '57 | Toledo       | W | 34-27 |
| '58 | Norman       | L | 31-24 |
| '59 | Toledo       | W | 35-24 |
| '60 | Norman       | L | 40-10 |
| '61 | Detroit      | L | 23-14 |
| '64 | Philadelphia | W | 17-13 |
| '65 | Philadelphia | L | 20-17 |
| '68 | Philadelphia | W | 20- 3 |
| '69 | Raleigh      | W | 23-21 |
| '70 | Detroit      | W | 31- 7 |
| '71 | Philadelphia | W | 49-10 |

**PITTSBURGH 11 (8-3)**

|     |            |   |       |
|-----|------------|---|-------|
| '49 | Roanoke    | W | 41-21 |
| '50 | Pittsburgh | L | 17-14 |
| '53 | Syracuse   | W | 16-13 |
| '54 | Buffalo    | W | 42-14 |
| '55 | Miami      | W | 24- 0 |
| '56 | Toledo     | W | 20-15 |
| '57 | Buffalo    | L | 20-14 |
| '60 | Detroit    | W | 13- 7 |
| '61 | Pittsburgh | W | 17-14 |
| '62 | Detroit    | W | 26-20 |
| '63 | Detroit    | L | 22- 7 |

**SAN DIEGO 1 (1-0)**

|     |           |   |       |
|-----|-----------|---|-------|
| '67 | San Diego | W | 38-17 |
|-----|-----------|---|-------|

**ST. LOUIS 7 (6-1)**

|     |           |   |       |
|-----|-----------|---|-------|
| '60 | Toledo    | W | 24-21 |
| '61 | Detroit   | W | 20- 7 |
| '62 | Omaha     | W | 19-14 |
| '62 | St. Louis | W | 14- 0 |
| '63 | Omaha     | W | 22-17 |
| '66 | Detroit   | L | 28-14 |
| '67 | St. Louis | W | 21- 7 |

**WASHINGTON 17 (10-7)**

|     |            |   |       |
|-----|------------|---|-------|
| '49 | Denver     | L | 31- 7 |
| '50 | Dallas     | L | 28-24 |
| '51 | Amarillo   | L | 10- 7 |
| '52 | Norman     | W | 45- 7 |
| '53 | Buffalo    | W | 31-17 |
| '54 | Detroit    | W | 37- 7 |
| '55 | Mobile     | W | 17-14 |
| '56 | Buffalo    | L | 19-17 |
| '57 | Birmingham | W | 31-14 |
| '59 | Detroit    | W | 31-14 |
| '64 | Charlotte  | W | 28-27 |
| '65 | Canton     | L | 20- 8 |
| '68 | Washington | L | 16-10 |
| '69 | Tampa      | W | 21-20 |
| '72 | Detroit    | W | 23-10 |
| '73 | Washington | W | 17-14 |
| '75 | Washington | L | 34-13 |

**LIONS THANKSGIVING GAME SERIES**

| YEAR | OPPONENT  | W-L-T | SCORE | YEAR | OPPONENT      | W-L-T | SCORE |
|------|-----------|-------|-------|------|---------------|-------|-------|
| 1934 | Bears     | L     | 16-19 | 1958 | Green Bay     | W     | 24-14 |
| 1935 | Bears     | W     | 14- 2 | 1959 | Green Bay     | L     | 17-24 |
| 1936 | Bears     | W     | 13- 7 | 1960 | Green Bay     | W     | 23-10 |
| 1937 | Bears     | L     | 0-13  | 1961 | Green Bay     | L     | 9-17  |
| 1938 | Bears     | W     | 14- 7 | 1962 | Green Bay     | W     | 26-14 |
| 1945 | Cleveland | L     | 21-28 | 1963 | Green Bay     | T     | 13-13 |
| 1946 | Boston    | L     | 10-34 | 1964 | Chicago       | L     | 24-27 |
| 1947 | Bears     | L     | 14-34 | 1965 | Baltimore     | T     | 24-24 |
| 1948 | Cardinals | L     | 14-28 | 1966 | San Francisco | L     | 14-41 |
| 1949 | Bears     | L     | 7-28  | 1967 | Los Angeles   | L     | 7-31  |
| 1950 | Yanks     | W     | 49-14 | 1968 | Philadelphia  | L     | 0-12  |
| 1951 | Green Bay | W     | 52-35 | 1969 | Minnesota     | L     | 0-27  |
| 1952 | Green Bay | W     | 48-24 | 1970 | Oakland       | W     | 28-14 |
| 1953 | Green Bay | W     | 34-15 | 1971 | Kansas City   | W     | 32-21 |
| 1954 | Green Bay | W     | 28-24 | 1972 | New York Jets | W     | 37-20 |
| 1955 | Green Bay | W     | 24-10 | 1973 | Washington    | L     | 0-20  |
| 1956 | Green Bay | L     | 20-24 | 1974 | Denver        | L     | 27-31 |
| 1957 | Green Bay | W     | 18- 6 | 1975 | Los Angeles   | L     | 0-20  |

(1939-44: series discontinued)

(Series record—36 games: 16-18-2)

## HISTORY OF THE DETROIT LIONS

Now in their 43rd year of representing the Detroit area in the National Football League, the Lions were preceded by three teams, none of which met with much success.

Professional football first came on the Detroit sports scene in 1920 with the advent of the Detroit Heralds. They were a charter member of the American Professional Football Association, which was the original name of the present National Football League. But, they folded after two years. Then, the Detroit Panthers appeared in 1925. They also folded after two years. In 1928, the Detroit Wolverines were formed, but they failed after only one season.

In 1930, the then ten-year-old National Football League took in a franchise from Portsmouth, Ohio called the Spartans. After four seasons, the team was purchased for less than \$8,000 by Detroit radio executive George A. Richards and was moved to the Motor City.

Playing in the University of Detroit Stadium before average crowds of 16,000 people, the new Detroit Lions won the NFL championship in their second year, 1935. Under the leadership of Coach "Potsy" Clark and stars such as Hall of Famer "Dutch" Clark, Ernie Caddel, George Christensen, "Ace" Gutowsky, Glenn Presnell and "Ox" Emerson, the early Lions established pro football in Detroit and for over 40 years it has been an integral part of the Michigan sports scene.

In 1940 Chicagoan Fred Mandel bought the club. Lion stars of that era were Hall of Famers Bill Dudley and Alex Wojciechowicz, John Greene, "Whizzer" White, Frank Sinkwich and "Camp" Wilson. Eight years later the club was sold to a group of local businessmen under the leadership of Edwin J. Anderson. The Detroit syndicate controlled the team until 1964 when William Clay Ford became sole owner for six million dollars. The club is now in its 13th year of the "Ford administration".

In the 1950's the Lions dominated the NFL with four division titles and three league championships. Under Head Coach Buddy Parker, the team was the back-to-back League champion in 1952 and 1953, defeating Cleveland in both title games. Stars of those glittering teams were such as Hall of Famers Bobby Layne and Jack Christiansen, Doak Walker, Les Bingaman, Cloyce Box and Bob Hoernschemeyer. The Lions' battles with the Browns in those days were classic confrontations between two giants of the blossoming NFL.

Since their last title year of 1957, under the coaching of George Wilson, the Lions have been looking in vain for the top spot. Such stars as Hall of Famers Joe Schmidt and "Night Train" Lane, and Wayne Walker, Nick Pietrosante, Alex Karras and Terry Barr have taken their places in the annals of pro football in Detroit.

In the 1960's the Lions had a couple of coaching changes with the longest term being that of former great player Joe Schmidt who coached for six seasons. His 1970 team made the post-season playoffs, but lost in the first round.

Now in the middle 1970's under the direction of Head Coach Rick Forzano and with current stars such as Charlie Sanders, Lem Barney, Steve Owens, Bill Munson, Greg Landry and Herb Orvis, the Lions are a squad of exciting, entertaining and enthusiastic players whose one aim is to return the team to a place at the top of the NFL.

For the 1975 season, the Lions moved into a fantastic new home in Pontiac, Michigan, a town of 85,000 people located 30 miles north of Detroit. Originally named Pontiac Metropolitan Stadium—"PonMet"—it is a football-only sports building that seats over 80,000 spectators under a fiberglas roof. It is the largest air-supported domed structure in the world.



**Clark**



**Greene**



**Layne**



**Walker**



**Pietrosante**



**Schmidt**

## SIGNIFICANT DATES IN DETROIT PRO FOOTBALL HISTORY

- 1920-21—First Detroit entry in pro football, the Heralds.
- Aug. 1, 1925—Jimmy Conzelman granted NFL franchise for Detroit for \$50, team name, Panthers.
- July 27, 1927—NFL re-organized with withdrawal of 11 clubs, including Detroit.
- Aug. 12, 1928—Detroit application for re-instatement approved, team name, Wolverines.
- July 12, 1930—Detroit franchise declared inactive.
- June 30, 1934—G. A. Richards purchases Portsmouth, Ohio, franchise and moves team to Detroit.
- Sept. 23, 1934—Lions play first NFL game, beat New York Giants 9-0 at U of D Stadium before 12,000.
- Nov. 25, 1934—Lions suffer first defeat, 3-0, to Green Bay, after winning ten straight including seven consecutive shut-outs.
- Nov. 29, 1934—Lions play first of traditional Thanksgiving Day home games, losing to the Bears, 19-16, before 26,000.
- Dec. 9, 1935—Lions defeat New York Giants, 26-7, for first Championship.
- Sept. 9, 1938—Lions play first game in new home, Briggs Stadium.
- Feb. 10, 1940—Fred Mandel, Jr., purchases Detroit franchise for \$225,000.
- Jan. 9, 1943—Gus Dorais named head coach of Lions, after long and successful career at the University of Detroit.
- Jan. 15, 1948—Syndicate headed by Edwin J. Anderson purchases Detroit franchise for \$165,000, and names "Bo" McMillin general manager and head coach.
- Dec. 2, 1949—Anderson elected president of the Lions.
- Dec. 20, 1950—"Buddy" Parker succeeds McMillan as head coach.
- Dec. 21, 1952—Lions defeat Los Angeles, 31-21, for NFL's National Conference title.
- Dec. 28, 1952—Lions win first Championship since 1935 on 17-7 victory over the Browns in Cleveland before 50,934.
- Dec. 27, 1953—Detroit wins second straight Championship on 17-16 decision over Cleveland in Detroit before 54,577.
- Aug. 12, 1957—Parker resigns suddenly as head coach and assistant coach George Wilson succeeds him the next day..
- Dec. 21, 1957—Detroit downs San Francisco, 31-27, in play-off after trailing 27-7 in third quarter.
- Dec. 28, 1957—Detroit claims fourth Championship on 59-14 victory over Cleveland before 55,263 in Detroit.
- Jan. 23, 1961—William Clay Ford elected president of the Lions.
- Jan. 10, 1964—Ford takes over as Lions' sole owner after purchasing franchise for six million dollars.
- Jan. 7, 1965—Harry Gilmer appointed head coach, replacing George Wilson.
- March 10, 1966—After 13 seasons, Joe Schmidt retires to become Lions' line-backer coach.
- Jan. 11, 1967—Schmidt named Lions' head coach, succeeding Gilmer.
- Dec. 26, 1970—Lions edged by Dallas, 5-0, in first playoff game since 1957.
- Oct. 24, 1971—Chuck Hughes, wide receiver, dies on field during game.
- Jan. 12, 1973—Schmidt resigns as head coach.
- Jan. 26, 1973—Don McCafferty named Lions' head coach.
- July 28, 1974—McCafferty dies of heart attack
- Aug. 3, 1974—Rick Forzano named head coach

# LIONS ALL-TIME PLAYER ROSTER

643 players from 202 colleges

## A

Addams, Abraham, E, Indiana 1949  
Aiello, Anthony, B, Youngstown 1944  
Alderman, Grady, G, Detroit 1960  
Alford, Mike, C, Auburn, 1966  
Andersen, Stanley, E, Stanford 1941  
Ane, Charles, T, USC 1953-59  
Arena, Anthony, C, Mich. State 1942-46  
Ashcom, Richard T, Oregon 1943  
Atkins, George, G, Auburn 1955  
Atty, Alexander, G, West Virginia 1941  
Austin, James, E, St. Mary's 1939

## B

Bailey, Byron, B, Washington St. 1953-54  
Baker, John, DE, N. Carolina College 1968  
Ball, Larry, LB, Louisville 1975  
Banas, Stephen, B, Notre Dame 1935  
Banjavic, Emil, B, Arizona 1942  
Banonis, Vincent, C, Detroit 1951-53  
Barle, Louis, B, Duluth 1938  
Barnes, Al, WR, New Mexico St. 1971-73  
Barney, Lem, DB, Jackson St. 1967-  
Barr, Terry, B, Michigan 1957-65  
Barton, Greg, QB, Tulsa 1969  
Bass, Mike, DB, Michigan 1967  
Batinski, Stanley, G, Temple 1941-47  
Batten, Pat, FB, Hardin-Simmons 1964  
Baumgartner, Maxie, E, Texas 1948  
\*Behan, Charles, E, DeKalb 1942  
Belichick, Stephen, B, Western Reserve '41  
Bell, Bob, DT, Cincinnati 1971-73  
\*Bernard, Charles, C, Michigan 1934  
Berrang, Edward, E, Villanova 1951  
Berry, Connie Mack, E, N. Carolina St. '39  
\*Bingaman, Lester, G, Illinois 1948-54  
Blair, T. C., TE, Tulsa, 1974  
Blessing, Paul, E, Nebr. St. Tchrs 1944  
Boden, Lynn, G, S. Dakota St. 1975-  
\*Bodenger, Maurice, G, Tulane 1934  
Booth, Richard, B, Western Res. 1941, 45  
Bowman, William, B, Wm. & Mary '54, '56  
Box, Cloyce, E, W. Texas St. 49-50, 52-54  
Bradshaw, Charlie, T, Baylor 1967-68  
Bretschneider, Carl LB, Iowa St. 1960-63  
Briggs, Paul, T, Colorado 1948  
Brill, Harold, B, Wichita 1939  
Briscoe, Marlin, WR, Neb.-Omaha, 1975-  
Britt, Maurice, E, Arkansas 1941  
Brown, Charlie, WR, N. Arizona 1970  
\*Brown, Howard, G, Indiana 1948-50  
Brown, Marvin, B, E. Texas St. 1957  
Brown, Roger, T, Maryland State 1960-66  
Brumley, Robert, B, Rice 1945  
Bulger, Chester, T, Auburn 1950  
Bundra, Mike, T, USC 1962-63  
Busich, Samuel, E, Ohio State 1943  
Bussey, Dexter, RB, Texas Arlington 1974-

## C

Caddel, Ernie, B, Stanford 1934-38  
Cain, James, E, Alabama 1950-55  
Callahan, J. R., B, Texas 1946  
Callihan, William, B, Nebraska 1940-45  
Calvelli, Anthony, C, Stanford 1939-40  
Campbell, Stanley, G, Iowa St. 1952, 55-58  
Campbell, Mike, RB, Lenoir Rhyne 1968  
Cappleman, Bill, QB, Florida St. 1973  
Capria, Carl, DB, Purdue 1974  
Cardwell, Lloyd, B, Nebraska 1937-43  
Carpenter, Lewis, B, Arkansas 1953-55  
Cassady, Howard, B, Ohio St. 1956-61, 63  
Chantiles, Thomas, T, USC 1942  
Chase, Benjamin, G, Navy 1947  
\*Christensen, George T, Oregon 1934-38

Christensen, Frank, B, Utah 1934-37  
Christiansen, Jack, B, Colo. A&M 1951-58  
Cifelli, August, T, Notre Dame 1951-53  
Cifers, Robert, B, Tennessee 1944-46  
Clark, Al, DB, Eastern Michigan 1971  
Clark, Earl Dutch, B, Colorado 1934-38  
Clark, Ernie, LB, Michigan State 1963-67  
Clark, Wayne, E, Utah 1944-45  
Clemons, Raymond, G, Cen. Okla. St. 1939  
Cline, Ollie, B, Ohio St. 1950-53  
Clowes, John, T, Wm. & Mary 1951  
Cody, Bill, LB, Auburn, 1966  
Cogdill, Gail E, Wash. State 1960-68  
Colella, Thomas, B, Canisius 1941-43  
Conlee, Gerald, C, St. Mary's 1943  
Compton, Dick, B, McMurry 1962-64  
Concannon, Jack, QB, Boston College 1975  
Cook, Gene, E, Toledo 1959  
Cook, Ted, E, Alabama 1947  
\*Cooper, Harold, G, Detroit 1937  
Corgan, Michael, B, Notre Dame 1943  
Cotton, Craig, TE, Youngstown 1969-72  
Cottrell, Bill, T, Delaware Valley 1967-70  
Crabtree, Clement, T, Wake Forest 1940-41  
Creekmur, Louis, T, Wm. & Mary 1950-59  
Cremer, Theodore, E, Auburn 1946-48  
Cronin, Gene, G, Coll. of Pacific 1956-59  
Crosswhite, Leon, RB, Oklahoma 1973-74  
Cunningham, Leon, C, S. Carolina 1955

## D

D'Alonzo, Peter, B, Villanova 1951-52  
David, James, B, Colo. A & M 1952-59  
Davis, Ben, DB, Defiance 1974-  
Davis, Glenn, E, Ohio State 1960-61  
Davis, Milt, HB, UCLA 1956  
Dawley, Frederick, B, Michigan 1944  
DeCorrevont, William, B, Northwestern '46  
DeFruiter, Robert, B, Nebraska 1947  
\*DeMarco, Mario, G, Miami 1949  
Dennis, Guy, G, Florida 1973-  
DePoyster, Jerry, K, Wyoming, 1968  
DeShane, Charles, B, Alabama 1945-49  
Dibble, Dorne, E, Mich. St. 1951, 1953-57  
Diehl, David, E, Mich. St. 1939-40, 1944-45  
Doll, Donald, B, S. Calif. 1949-52  
Doran, James, E, Iowa St. 1951-59  
\*D'Orazio, Joseph, T, Ithaca 1944  
Dove, Robert, E-G, Notre Dame 1953-54  
Dublinski, Thomas, QB, Utah 1952-54  
Dubzinski, Walter, G, Boston Coll. 1941  
Dudish, Andrew, C, Georgia 1948  
Dudley, William, B, Virginia 1947-49  
Dugger, John, E, Ohio St. 1947-48  
Duncan, James, E, Wake Forest 1950  
Duncan, Rick, P, E. Montana St. 1969  
Dunlap, Leonard, DB, N. Texas St. 1975-

## E

Earon, Blaine, E, Duke 1952-53  
Ebding, Harry, E, St. Mary's 1934-37  
Eddy, Nick, RB, Notre Dame 1968-72  
Eiden, Edmund, B, Scranton 1944  
Ellis, Lawrence, B, Syracuse 1948  
Emerick, Robert, T, Miami (O.) 1934  
Emerson, 'Ox', G, Texas 1934-37  
Engebretson, Paul, T, Northwestern 1934  
English, Doug, DT, Texas 1975-  
Enke, Fred, QB, Arizona 1948-51  
Evans, Murray, B, Hardin-Simmons 1942-43  
Evey, Dick, DT, Tennessee 1971

## F

Farkas, Andrew, B, Detroit 1945  
Farmer, George, WR, UCLA 1975-

Farr, Mel, RB, UCLA 1967-73  
 Farr, Miller, DB, Wichita 1973  
 \*Feldhaus, William, T, Cincinnati 1937-40  
 Felts, Bob, HB, Florida A&M 1965-67  
 Fena, Thomas, G, Colorado 1937  
 Fenenbock, Charles, B, UCLA 1943-45  
 Ferguson, Larry, HB, Iowa 1963  
 Fichman, Leon, T, Alabama 1946-47  
 Fisk, William, E, USC 1940-43  
 Flanagan, Ed, C, Purdue 1965-74  
 Flanagan, Richard, LB, Ohio St. 1950-52  
 Forte, Aldo, G, Montana 1946  
 Franklin, Dennis, WR, Michigan 1975-  
 Freitas, Rockne, T, Oregon St. 1968-  
 French, Barry, G, Purdue 1951  
 Frohbose, Bill, DB, Miami (Fla.) 1974  
 Frutig, Edward, E, Michigan 1945-46  
 Fucci, Dominic, B, Kentucky 1955  
 Furst, Anthony, T, Dayton 1940-41, 44

## G

Gagnon, Roy, G, Oregon 1935  
 Gallagher, Frank G, N. Carolina 1967-72  
 Gambrell, Bill, E, South Carolina 1968  
 Gandee, Sherwin, E, Ohio St. 1952-57  
 Gatski, Frank, C, Marshall 1957  
 Gaubatz, Dennis, LB, LSU 1963-64  
 \*Gedman, Gene, B, Indiana 1953, 56-58  
 George, Ray, T, USC 1939  
 Geremsky, Thad, E, Pitt 1951  
 Germany, Willie, DB, Morgan St. 1973  
 Gibbons, James, E, Iowa 1958-68  
 Gibbs, Sonny, QB, TCU 1964  
 Gill, Sloko, G, Youngstown 1942  
 Gillette, Jim, B, Virginia 1948  
 Gilmer, Harry, QB, Alabama 1955-56  
 Gipson, Paul, RB, Houston 1971  
 Girard, Earl, B, Wisconsin 1952-56  
 Glass, William, G, Baylor 1958-61  
 Goich, Dan, DE, California 1969-70  
 Goldman, Samuel, E, Howard 1949  
 Gonzaga, John, T, No College 1961-65  
 Goodman, Henry, T, W. Va. 1942  
 Goovert, Ron, LB, MSU 1967  
 Gordon, John, DT, Hawaii 1972  
 Gordy, John, G, Tennessee 1957, 1959-67  
 Gore, Gordon, B, Okla. S.W. Tchrs., 1939  
 \*Graham, Lester, G, Tulsa 1938  
 Greene, John, E, Michigan 1944-50  
 Greer, Albert, E, Jackson State 1963  
 Grete, Theodore, E, Notre Dame 1945  
 Grigonis, Frank, B, Chattanooga 1942  
 Grimes, George, B, Virginia 1948  
 Groomes, Melvin, B, Indiana 1948-49  
 Grossman, Rex, B, Indiana 1950  
 Grottkau, Robert, G, Oregon 1959-60  
 Gutowsky, Ace L., B, Okla. Cy. U. 1934-38

## H

Hackenbruck, John, T, Oregon St. 1940  
 \*Hackney, Elmer, B, Kansas St. 1942-46  
 Hafen, Bernard, E, Utah 1949-50  
 Haggerty, Mike, T, Miami (Fla.) 1973  
 Hall, John, B, TCU 1942  
 Hall, Tom, E, Minnesota 1962-63  
 Hamilton, Raymond, E, Arkansas 1939  
 Hamlin, Gene, C, Western Michigan 1972  
 Hand, Larry, DE, Appalachian St. 1965-  
 Hanneman, Chuck, E, Mich. Normal 37-41  
 Hansen, Dale, T, Mich. St. 1944, 1948-49  
 Harder, Pat, B, Wisconsin 1951-53  
 Harding, Roger, C, Calif. 1948  
 Hardy, James, QB, USC 1952  
 Harrison, Granville, E, Miss. St. 1942  
 Hart, Leon, E, Notre Dame 1950-57  
 Haverdick, Dave, DE, Morehead St. 1970

Hekkers, George, T, Wisconsin 1947-49  
 Held, Paul, B, San Jose State 1955  
 Helms, John, E, Ga. Tech. 1946  
 Henderson, John, E, Michigan 1965-67  
 Hennigan, Mike, LB, Tennessee Tech 1973-  
 Hertwig, Craig, T, Georgia 1975-  
 Heywood, Ralph, E, USC 1947  
 Hicks, R.W., C, Humboldt St. 1975-  
 Hightower, John, E, Sam Houston 1943  
 Hilgenberg, Wally, LB, Iowa 1964-66  
 Hill, Harlon, E, Florence St. 1962  
 Hill, James, B, Tennessee 1951-52  
 Hill, Jimmy, DB, Sam Houston 1965  
 \*Hillman, Bill, B, Tennessee 1947  
 Hilton, John, TE, Richmond 1972-73  
 Hinchman, Hubert, B, Butler 1934  
 Hoernschmeyer, Robert, B, Ind. 1950-55  
 Hogland, Doug, G, Oregon State 1958  
 Hollar, John, B, Appalachian St. 1949  
 Hooks, Jim, RB, Central State (Okla.) 1973-  
 Hopp, Harry, B, Nebraska 1940-43  
 Howard, Billy, DT, Alcorn A&M 1974-  
 Howard, William, B, USC 1939  
 Huffman, Vernon, B, Indiana 1937-38  
 \*Hughes, Chuck, WR, Texas El Paso 1970-71  
 \*Hupke, Thomas, G, Alabama 1934-37  
 Hutchison, Elvin, B, Whittier 1939

## I

Isselhardt, Ralph, G, Franklin 1937  
 Ivory, Bob, G, Detroit 1947  
 Izo, George, QB, Notre Dame 1965

## J

Jarvis, Ray, WR, Norfolk State 1974-  
 Jaszewski, Floyd, T, Minn. 1950-51  
 Jauron, Dick, DB, Yale 1973-  
 Jefferson, William, B, Miss. St. 1941  
 Jenkins, Leon, DB, West Virginia 1972  
 Jenkins, Walter, E, Wayne 1955  
 Jessie, Ron, WR, Kansas 1971-  
 Jett, John, E, Wake Forest 1941  
 Johnson, John "Jack", T, Utah 1934-40  
 Johnson, John Henry, B, Ariz. St. 1957-59  
 Johnson, Levi, DB, Texas A&I 1973-  
 Jolley, Gordon, T, Utah 1972-75  
 Jones, Elmer, G, Wake Forest 1947-48  
 Jones, James, B, Union Tenn. 1946  
 Jones, Jimmie, RB, UCLA 1974  
 Jones, Ralph, E, Alabama 1946  
 Junker, Steve, E, Xavier 1957, 1959-61  
 Jurkiewicz, Walter, C, Indiana 1946

## K

Kamanu, Lew, DE, Weber St. 1967-68  
 Kaporch, Albert, T, St. Bonaventure 43-45  
 \*Karilivacz, Carl, B, Syracuse 1953-57  
 Karras, Alex, DT, Iowa 1958-62, 64-70  
 Karras, Ted, G, Indiana 1965  
 Karstens, George, C, Indiana 1949  
 Kaska, Anton B, III, Wesleyan 1935  
 Kearney, Jim, DB, Prairie View 1965-66  
 Keene, Robert, B, Detroit 1943-45  
 Kennedy, William, E, Mich. St. 1942, 1944  
 Kent, Greg, DT, Utah 1968  
 Kercher, Richard, B, Tulsa 1954  
 \*Ketzko, Alexander, T, Mich. St. 1943  
 King, Horace, RB, Georgia 1975-  
 Kipp, James, T, Montana St. 1942  
 \*Kizzire, Lee, B, Wyoming 1937  
 Klewicki, Edward, E, Mich. St. 1935-38  
 Kmetovic, Peter, B, Stanford 1947  
 Knorr, Lawrence, C, Dayton, 1942, 45

Knox, Sam, G, New Hampshire 1934-36  
Kopay, Dave, RB, Washington 1968  
Kopcha, Joseph, G, Chattanooga 1936  
Kostiuk, Michael, T, Detroit 1945  
Kowalkowski, Bob, G, Virginia 1966-  
Krall, Gerald, B, Ohio St. 1950  
Kramer, Ron, E, Michigan 1965-67  
Kring, Frank, B, TCU 1945  
Krol, Joseph, B, W. Ontario 1945  
\*Krouse, Raymond, T, Maryland 1956-57  
Kuczinski, Bert, E, Penn. 1943

## L

LaLonde, Roger, DT, Muskingum 1964  
Landry, Greg, QB, Massachusetts 1968-  
Lane, Dick, DB, Scottsbluff, JC 1960-65  
LaRose, Dan, T, Missouri 1961-63  
Lary, Yale, DB, Texas A&M 1952-53, 56-64  
Laslavic, Jim, LB, Penn State 1973-  
Lay, Russell, G, Mich. St. 1934  
Layne, Robert, QB, Texas 1950-58  
Lear, Leslie, G, Manitoba 1947  
LeBeau, Dick, DB Ohio State 1959-72  
Lee, Ken, LB, Washington 1971  
Lee, Monte, LB, Texas 1963-64  
LeForce, Clyde, QB, Tulsa 1947-49  
Lewis, Dan, HB, Wisconsin 1958-64  
Liles, Elvin, G, Okla A & M 1943-45  
Lindon, Luther, T, Kentucky 1944-45  
Lininger, Jack, C, Ohio St. 1950-51  
Lio, Augustino, G, Georgetown 1941-43  
Lloyd, Dave, C, Georgia 1962  
Lomakoski, John, T, W. Mich. 1962  
Long, Robert, E, UCLA 1955-59  
Looney, Joe Don, HB, Oklahoma 1965-66  
Lowe, Gary, B, Mich. State 1957-64  
\*Lowther, Jackie, B, Detroit 1944  
Lucci, Mike, LB, Tennessee 1965-73  
\*Lumpkin, Roy, B, Ga. Tech. 1934  
Lusk, Bob, C, Wm. & Mary 1956

## M

Mackenroth, John, C, N. Dakota 1938  
\*Madarik, Elmer, B, Detroit 1945-47  
Maggiolo, Chick, B, Illinois 1949  
Magnani, Dante, B, St. Mary's 1950  
Maher, Bruce, DB, Detroit 1960-67  
Mains, Gilbert, T, Murray S. 1954-61  
Malinchak, Bill, E, Indiana 1966-69  
Mann, Errol, K, North Dakota 1969-  
Mann, Robert, E, Michigan 1948-49  
Manzo, Joseph, T, Boston Coll. 1945  
Margucci, Joseph, B, USC 1947-48  
Maronic, Stephen, T, N. Carolina 1939-40  
Marsh, Arnos, FB, Oregon St. 1965-67  
Martin, James, G, Notre Dame 1951-61  
Martinovich, Philip, G, C.O.P. 1939  
Matheson, Jack E, Western Mich. 1943-46  
Matheson, Riley, G, Texas Mines 1943  
Mathews, Ned, B, UCLA 1940-43  
Mathewson, Morley, E, California 1941  
\*Matisi, Tony, T, Pittsburgh 1938-39  
Matson, Ollie, FB, San Francisco 1963  
Mattiford, John, G, Marshall 1941  
Maves, Earl, B, Wisconsin 1948  
Maxwell, Bruce, RB, Arkansas 1970  
Mazza, Vincent, E, (No College) 1945-46  
Mazzanti, Jerry, DE, Arkansas 1966  
McCambridge, John, DE, NWU 1967  
McClung, Willie, T, Florida A&M 1960-61  
McCord, Darris, DE, Tennessee 1955-67  
McCov. Joel, B, Alabama 1946  
McCullough, Earl, E, USC 1968-73  
McDermott, Lloyd, T, Kentucky 1950  
McDonald, James, B, Ohio St. 1938-40  
McElhenny Hugh, HB, Washington 1964  
McGraw, Thurman, T, Colo. A&M 1950-54  
McIlhenny, Donald, B, SMU 1956

McInnis, Hugh, E, Miss. Southern 1964  
McKalip, William, E, Oregon St. 1934, 36  
\* McLenna, Bruce, HB, Hillsdale 1966  
McMakin, John, TE, Clemson 1975  
McWilliams, William, B, Jordan 1934  
Melinkovich, Mike, DE, Gray Harbour JC  
1967

Mello, James, B, Notre Dame 1949  
Messner, Max, LB, Cincinnati 1960-63  
Mesak, Richard, T, St. Mary's 1945  
Middleton, David, E, Auburn 1955-60  
Miketa, Andrew, C, N. Carolina 1954-55  
Miklich, William, B, Idaho 1948  
Milano, Arch, E, St. Francis 1945  
Miller, Robert, T, Virginia 1952-58  
Miller, Terry, LB, Illinois 1970  
Mills, Dick, G, Pittsburgh 1961-62  
\*Mitchell, Granville, E, Davis-Elkins 1934  
Mitchell, Jim, DE, Virginia St. 1970-  
Mitrick, Frank, T, Oglethorpe 1945  
Momsen, Robert, G, Ohio St. 1951  
Monahan, Regis, G, Ohio St. 1935-38  
Montgomery, James, T, Texas A&M 1946  
Mooney, Ed, LB, Texas Tech 1968-71  
Moore, Denis, T, USC 1967-69  
\*Moore, Paul, B, Presbyterian 1940-41  
Moore, William, B, Loyola 1939  
Morlock, John, B, Marshall 1940  
Morrall, Earl, QB, Mich. State 1958-64  
Morris, Glen, E, Colo. St. 1940  
Morris, Jon, C, Holy Cross 1975-  
Morse, Raymond, E, Oregon 1935-38, 40  
Moscrip, James, E, Stanford 1938-39  
Mote, Kelly, E, Duke 1947-49  
Mugg, Garvin, T, N. Tex. St. 1945  
Munson, Bill, QB, Utah State 1968-  
Murakowski, Art, B, Northwestern 1951  
Myers, Tom, QB, Northwestern 1965-66

## N

Nardi, Richard, B, Ohio St. 1938  
Naumoff, Paul, LB, Tennessee 1967-  
Nelson, Reed, C, Brigham Young 1947  
Nelson, Robert, C, Baylor 1941, 45  
Ninowski, Jim, QB, Mich. State 1960-61  
Noppenberg, John, B, Miami 1941  
Nori, Reino, B, No. Ill. State 1937  
Nott, Douglas, B, Detroit 1935  
Nowatzke, Tom, FB, Indiana 1965-69

## O

Obee, Duncan, C, Davton 1941  
O'Brien, Jim, WR, Cincinnati 1973  
O'Brien, William, B, No College 1947  
Odle, Phil, E, BYU 1968-70  
Ogle, Rick, LB, Colorado 1972  
Olenski, Mitchell, T, Alabama 1947  
Olzewski, John, FB, California 1961  
O'Neil, Ed, LB, Penn State 1974-  
O'Neill, Bill, HB, Detroit 1935  
Opalewski, Edward, T, Mich. N. 1943-44  
Orvis, Herb, DT, Colorado 1972-  
Owens, Steve, RB, Oklahoma 1970-

## P

Pancieria, Donald, B, San Francisco 1950  
Panolucci, Ben, T, Wayne State 1959  
Panelli, John, B, Notre Dame 1949-50  
Parker, Raymond, B, Centenary 1935-36  
Parson, Ray T, Minnesota 1971  
Parsons, Lloyd, B, Gustavus Adolphus 1941  
\*Patt, Maurice, E, Carnegie Tech 1938  
Pavelec, Theodore, G, Detroit 1941-43  
Pearson, Lindell, B, Okla. 1950  
Perry, Gerald, T, Calif. 1954, 56-59  
Peters, Floyd, T, San Francisco St. 1963  
Peterson, Kerr, B, Gonzaga 1936  
Pickard, Bob, WR, Xavier, 1974  
Piepul, Milton, B, Notre Dame 1941

Pietrosante, Nick, B, Notre Dame 1959-65  
 Pifferini, Robert, C, San Jose St. 1949  
 Pingel, John, B, Mich. St. 1939  
 Plum, Milt, QB, Penn State 1962-67  
 \*Polanski, John, B, Wake Forest 1942  
 Poole, Oliver, E, Miss. 1949  
 Potts, Charles, DB, Purdue 1972  
 Prchlik, John, T, Yale 1949-53  
 Pregulman, Mervin, G, Mich. 1947-48  
 Prescott, Harold, E, Hardin-Simmons 1949  
 Presnell, Glenn, B, Nebraska 1934-36  
 Price, Charles, B, Texas A&M 1940-41, 45  
 Price, Ernie, DT, Texas A&I 1973-  
 Pringle, Alan, K, Rice 1975

**Q**

Quinlan, Bill, DE, Mich. State 1964

**R**

Rabb, Warren, QB, L.S.U. 1960  
 \*Rabold, Mike, G, Indiana 1959  
 Radovich, William, G, USC 1938-41, 1945  
 \*Randolph, Clare, C, Indiana 1934-36  
 Randolph, Al, DB, Iowa 1972  
 Ranspot, Keith, E, SMU 1941  
 Rasley, Rocky, G, Oregon St. 1969-73  
 Rasmussen, W., DB, S. Dakota St. 1964-73  
 Reckmack, Raymond, B, Syracuse 1937  
 Redmond, Rudy, DB, Pacific 1972-73  
 \*Reeberg, Lucien, T, Hampton Inst. 1963  
 Reed, Joe, QB, Mississippi St. 1975-  
 Reese, Lloyd, B, Tenn. 1947  
 Reichow, Garet, QB, Iowa 1956-59  
 Reynolds, Robt., T, Stanford 1937-38  
 Rexer, Freeman, E, Tulane 1944  
 Ricca, James, T, Georgetown 1955  
 Richards, Perry, E, Detroit 1958  
 Richards, Ray, G, Nebraska 1934  
 Richins, Aldo, B, Utah 1935  
 Rifenburg, Richard, E, Mich. 1950  
 Riley, Lee, B, Detroit 1955  
 Ritchhart, Delbert, C, Colo. 1936-37  
 Robb, Joe, DE, TCU 1968-71  
 Robertson, Lake, E, Miss. 1945  
 Robinson, John, DB, Tennessee State  
 1966-67

Rockenbach, Lyle, G, Mich. St. 1943  
 Rogas, Daniel, G, Tulane 1951  
 Rogers, William, T, Villanova 1938-40  
 Roskie, Kenneth, B, S. Carolina 1948  
 Rosteck, Ernest, C, (No Colleague) 1944  
 Rote, Tobin, QB, Rice 1957-59  
 Rothwell, Fred, C, Kansas St. 1974  
 Rouse, Stillman, E, Missouri 1940  
 Roussos, Michael, T, Pittsburgh 1949  
 Rowe, Robert, B, Colgate 1934  
 Rubino, Anthony, G, Wake Forest 1943, 46  
 Rush, Jerry, DT, Michigan St. 1965-71  
 Russas, Albert, T, Tenn. 1949  
 Russell, Kenneth, T, Bowling Green 57-59  
 Ryan, David, B, Hardin-Simmons 1945-46  
 Ryan, Kent, B, Utah St. 1938-40  
 Rychlec, Tom, E, Am. Int'l 1958  
 Ryder, Nick, FB, Miami 1963-64

**S**

Salsbury, James, G, UCLA 1955-56  
 Sanchez, John, T, San Francisco 1947  
 Sanders, Charlie, TE, Minnesota 1968-  
 Sanders, Daryl, T, Ohio State 1963-66  
 Sanders, Ken, DE, Howard Payne 1972-  
 Sandifer, Daniel, B, LSU 1950  
 Sanzotta, Dominic, B, West. Res. 1942, 46  
 Sarratt, Charles, B, Okla. 1948  
 Sarringhaus, Paul, B, Ohio St. 1948  
 Sartori, Lawrence, G, Fordham 1942, 45  
 Saul, Bill, LB, Penn St. 1970  
 Schibanoff, Alexander, T, Frank-Marsh. 42

Schiechl, John, C, Santa Clara 1942  
 Schmidt, Joseph, LB, Pittsburgh 1953-65  
 Schmiessing, Joe, DT, New Mexico St. 1972  
 Schneller, John, E, Wisconsin 1934-36  
 Scholtz, Bob, C, Notre Dame 1960-64  
 Schottel, Ivan, B, NW Mo. St. 1946, 48  
 Schroll, Charles, B, LSU 1950  
 Scott, Clyde, B, Arkansas 1952  
 Scott, Perry, E, Muhlenberg 1942  
 Self, Clarence, B, Wisconsin 1950-51  
 Seltzer, Harry, B, Morris-Harvey 1942  
 Sewell, Harley, G, Texas 1953-62  
 \*Shepherd, William, B, Westn Md. 1935-40  
 Shoals, Roger, T, Maryland 1965-1970  
 Siegert, Wayne, T, Illinois 1951  
 Sieminski, Chuck, DT, Penn State 1968  
 Sigillo, Dominic, T, Xavier 1945  
 Simmons, John, C, Detroit 1949-50  
 Simon, Jim, G-T, Miami (Fla.) 1963-65  
 Sinkwich, Frank, B, Georgia 1943-44  
 Sirochman, George, G, Duquesne 1944  
 Slaby, Lou, LB, Pittsburgh 1966  
 Sloan, Dwight, B, Arkansas 1939-40  
 Small, John, DT, Citadel, 1973-74  
 Smith, Bobby, DB, UCLA 1965-66  
 Smith, Harry, T, USC 1940  
 Smith, J. D., T, Rice 1964, 66  
 Smith, J. Robert, Iowa 1949-54  
 Smith, Robert L., B, Texas A&M 1953-54  
 Sneddon, Robert, B, St. Mary's 1945  
 Soboleski, Joseph, T, Michigan 1950  
 Souders, Cecil, E, Ohio St. 1947-49  
 Speelman, Harry, T, Mich. State 1940  
 Spencer, Oliver, T, Kansas 1953, 56, 59-61  
 Spangler, Eugene, B, Tulsa 1946  
 Speth, George, T, Murray St. 1942  
 Stacco, Edward, T, Colgate 1947  
 Stacy, James, T, Okla. 1935-37  
 Staggers, Jon, WR, Missouri 1975  
 Stantel, Richard, G, San Francisco 1952-55  
 Steen, James, T, Syracuse 1935-36  
 Steffen, Jim, B, UCLA 1959-60  
 Strits, William, B, UCLA 1954-56  
 \*Stokes, Lee, C, Centenary 1937-39  
 Stovall, Richard, C, Abilene Christ. 1947-48  
 Stringfellow, Joseph, E, Miss. So. 1942  
 Stuart, Roy, T, Tulsa 1943  
 Studstill, Pat, FL, Houston 1961-67  
 Susic, Stephen, B, Illinois 1947-48  
 Sugar, Leo, E, Purdue 1962  
 Summerall, George, E, Arkansas 1952  
 Swain, Bill, LB, Oregon 1968-69  
 Sweatan, Karl, QB, Wake Forest 1966-67  
 Swiacki, William, E, Columbia 1951-52  
 Szakash, Paul, B, Montana 1938-42

**T**

Szymanski, Frank, C, Notre Dame 1945-47  
 Tassos, Damon, G, Texas A&M 1945-46  
 Tatarek, Bob, DT, Miami, O. 1972  
 Taylor, Altie, RB, Utah St. 1969-  
 Teal, Jim, LB, Purdue 1973  
 Thomas, Calvin, G, Tulsa 1939-40  
 Thomas, Russell, T, Ohio St. 1946-49  
 Thomason, James, B, Texas A&M 1945  
 Thompson, Bobby, RB, Oklahoma 1975-  
 Thompson, Bobby, DB, Arizona 1964-68  
 Thompson, Dave, C, Clemson 1971-73  
 Thompson, Leonard, WR, Okla. St. 1975-  
 Thrower, Jim, DB, East Texas St. 1973-  
 Thuerk, Owen, E, St. Joseph (Ind.) 1941  
 Todd, Jim, HB, Ball State 1966  
 Tomasetti, Louis, B, Bucknell 1941  
 Tonelli, Anthony, C, USC 1939  
 Topor, Ted, LB, Michigan 1955  
 Torgeson, LaVern, C, Wash. St. 1951-54  
 Tracy, Thomas, B, Tenn. 1956-57  
 Treadway, John, T, Hardin-Simmons 1949

Trebotech, Ivan, B, St. Mary's 1944-45  
 Tressa, Thomas, G, Davis-Elkins 1942  
 Triplett, Bill, RB, Miami, O., 1968-72  
 Triplett, Wallace, B, Penn. St. 1949-50  
 Tripson, John, T, Miss. St. 1941  
 Tripucka, Frank, QB, Notre Dame 1949  
 Tsoutsouvas, John, C, Stanford 1940  
 Tully, Darrell, B, E. Texas Tchrs. 1939  
 Turner, Harold, E, Tenn. St. 1954

**U**

Uremovich, Emil, T, Ind. 1940-42, 1945-46

**V**

Van Horn, Doug, G, Ohio State 1966  
 Van Tone, Arthur, B, Miss 943-45  
 \*Vanzo, Frederick, B, Northwestern 1938-41  
 Vargo, Larry, E, Detroit 1963  
 \*Vaughn, Charles, B, Tenn. 1935  
 Vaughn, Tom, DB, Iowa State 1965-71  
 Vezmar, Walter, T, Mich. St. 1946-47

**W**

\*Wagner, Sidney, G Mich. St. 1936-38  
 Walker, E. Doak, B, SMU 1950-55  
 Walker, Wayne, LB, Idaho 1958-72  
 Walker Willie FL, Tennessee State 1966  
 Walton, Chuck, G, Iowa St. 1967-74  
 Walton, Larry, WR, Arizona St. 1969-  
 Ward, Elmer, C, Utah State 1935-36  
 Ward, Paul, T, Whitworth 1961-62  
 Ward, William, G, Washington St. 1947-49  
 Watkins, Larry, RB, Alcorn A & M 1969  
 Watkins, Tom, HB, Iowa State 1962-67  
 Watson, Joseph, C, Rice 1950  
 Watt, Joseph, B, Syracuse 1947-48  
 Weatherall, Jim, T, Oklahoma 1959-60  
 Weaver, Charlie, LB, USC 1971-  
 Weaver, Herman, P, Tennessee 1970-  
 Webb, Ken, HB, Presbyterian 1958-62  
 Weber, Richard, B, St. Louis 1945  
 Weger, Mike, DB, Bowling Green 1967-  
 Weiss, Howard, B, Wisconsin 1939-40

Welch, Jim, RB, SMU 1968  
 Wells, Warren, E, Texas Southern 1964  
 West, Charlie, DB, Texas El Paso 1974-  
 \*Wetterlund, Chet, B, Ill. Wesleyan 1942  
 Westfall, Robert, B, Michigan 1944-47  
 White, Byron, B, Colo. 1940-41  
 White, Daryl, G, Nebraska 1974  
 White, Wilbur, HB, Colo. A & M 1936  
 Whitlow, Bob, G-C, Arizona 1961-65  
 Whitsell, Dave, DB, Indiana 1958-60  
 Wiatrak, John, C, Washington 1939  
 Wickett Lloyd, T, Oregon St. 1943, 46  
 \*Wiese, Robert, B, Michigan 1947-48  
 Wiethe, John, G, Xavier 1939-42  
 Williams, Bobby, DB, Central St. 1969-71  
 Williams, Rex, C, Texas Tech. 1945  
 Williams, Sam, DE, Mich. State 1960-65  
 Wilson, Camp, B, Tulsa 1946-49  
 Winkler, Randy, T, Tarleton St. 1967  
 Winslow, Robert, E, USC 1940  
 Wojciechowicz, Alex., C, Fordham 1938-46  
 Woit, Richard, B, Ark. St. 1955  
 Womack, Bruce, G, W. Tex. St. 1951  
 Woods, Larry, DT, Tennessee State  
 1971-72  
 Wright, John, WR, Illinois 1969  
 Wyatt, Doug, DB, Tulsa 1973-74  
 Wyche, Sam, QB, Furman 1974

**Y**

Yarbrough, Jim, T, Florida 1969-  
 Yepremian, Garo, K, No College 1966-67  
 Young, Adrian, LB, USC 1972  
 Yowarski Walter, E. Ky. 1955

**Z**

Zatkoff, Roger, G, Michigan 1957-58  
 Zawadzkas, Jerry, E, Columbia 1967  
 Zimmerman, Leroy, B, San Jose. St. 1947  
 Zofko, Mickey, RB, Auburn 1971-74  
 Zuzzio, Anthony, G, Muhlenberg 1942

\*deceased

**LIONS POST-SEASON GAMES**

**FIVE CHAMPIONSHIPS (4-1-0)**

|          |           |         |         |
|----------|-----------|---------|---------|
| 12- 9-35 | New York  | 15,000* | W 26- 7 |
| 12-28-52 | Cleveland | 50,934  | W 17- 7 |
| 12-27-53 | Cleveland | 54,577* | W 17-16 |
| 12-26-54 | Cleveland | 43,827  | L 10-56 |
| 12-29-57 | Cleveland | 55,263* | W 59-14 |

**THREE PLAYOFFS (2-1-0)**

|          |               |         |         |
|----------|---------------|---------|---------|
| 12-21-52 | Los Angeles   | 47,645* | W 31-21 |
| 12-22-57 | San Francisco | 60,118  | W 31-27 |
| 12-26-70 | Dallas        | 73,167  | L 0- 5  |

**THREE PLAYOFF BOWLS (3-0-0)**

|         |              |         |         |
|---------|--------------|---------|---------|
| 1- 7-61 | Cleveland    | 34,981# | W 17-16 |
| 1- 6-62 | Philadelphia | 25,612# | W 38-10 |
| 1- 6-63 | Pittsburgh   | 36,284# | W 17-10 |

\*At Detroit #At Miami

## LIONS' INDIVIDUAL LEADERS WITH NFC-NFL RANKINGS, 1975

| CATEGORY      | LIONS' LEADER-TOTAL | NFC-NFL RANK |
|---------------|---------------------|--------------|
| Punting       | Herman Weaver 42.0  | 1-2          |
| KOR           | Bobby Thompson 25.7 | 3-8          |
| PR            | Charlie West 10.0   | 8-15         |
| Rushing       | Dexter Bussey 696   | 8-18         |
| Scoring       | Errol Mann 67       | 8-18         |
| Passing       | Joe Reed 59.3       | 10-22T       |
| Interceptions | Lem Barney 5        | 11-26        |
| Receiving     | Charlie Sanders 37  | 24-44        |

### Lions' 1975 Numerical Roster (56 players)

|                |                |                |
|----------------|----------------|----------------|
| 10 Concannon   | 39 L. Thompson | 66 Kowalkowski |
| 11 Landry      | 40 West        | 68 Dennis      |
| 12 Mann        | 42 Taylor      | 70 Howard      |
| 14 Reed        | 43 Briscoe     | 71 Hertwig     |
| 15 Pringle     | 44 Farmer      | 72 Price       |
| 18 H. Weaver   | 45 Jarvis      | 74 Hand        |
| 19 Munson      | 49 Walton*     | 75 Yarbrough   |
| 20 Barney      | 50 Naumoff     | 76 Freitas     |
| 21 Thrower*    | 51 Ball        | 78 English     |
| 23 Johnson     | 52 Laslavic    | 80 Orvis       |
| 24 Bussey      | 53 Roundtree*  | 81 McMakin     |
| 25 King        | 55 O'Neil      | 82 K. Sanders  |
| 26 Jauron      | 57 Strinko*    | 83 Mitchell    |
| 28 Weger       | 58 Hennigan    | 84 Small*      |
| 29 Davis       | 59 C. Weaver   | 86 Stagers     |
| 30 Hooks       | 60 Hicks       | 87 McMichael*  |
| 32 Dunlap      | 62 Boden       | 88 C. Sanders  |
| 33 B. Thompson | 63 Morris      | 89 Franklin    |
| 36 Owens*      | 64 Jolley      | * DNP          |

### SEVEN STRAIGHT SEASONS OF SECONDS

|                                      |                                      |
|--------------------------------------|--------------------------------------|
| 1969 Minnesota 12-2<br>DETROIT 9-4-1 | 1973 Minnesota 12-2<br>DETROIT 6-7-1 |
| 1970 Minnesota 12-2<br>DETROIT 10-4  | 1974 Minnesota 10-4<br>DETROIT 7-7   |
| 1971 Minnesota 11-3<br>DETROIT 7-6-1 | 1975 Minnesota 12-2<br>DETROIT 7-7   |
| 1972 Green Bay 10-4<br>DETROIT 8-5-1 |                                      |

## STANDING 1.93 METERS TALL and WEIGHING 101.88 KILOGRAMS, IT'S CHARLIE SANDERS!

Here's How Some of the Lions Look Using the Metric System

| Player      | Height in Meters | Weight in Kilograms |
|-------------|------------------|---------------------|
| Barney      | 1.83             | 86.03               |
| Freitas     | 1.98             | 122.26              |
| Hand        | 1.93             | 113.39              |
| Kowalkowski | 1.90             | 108.67              |
| Landry      | 1.93             | 95.09               |
| Munson      | 1.88             | 95.09               |
| Naumoff     | 1.85             | 97.35               |
| Orvis       | 1.96             | 108.67              |
| Owens       | 1.88             | 97.35               |
| Taylor      | 1.78             | 90.56               |
| Yarbrough   | 1.96             | 119.99              |

Key: One Meter = 39.37 Inches; One Kilogram = 2.2046 Pounds

## LIONS NATIONAL FOOTBALL LEAGUE RECORDS TEAM

- Most Yards Gained Rushing (game): 426, Nov. 4, 1934 vs. Pittsburgh
- Most Consecutive Shutouts: 7, 1934
- Most Passes Had Intercepted (game): 9, Oct. 24, 1943 vs. Green Bay
- Most Yards Gained, Kickoff Returns (game): 362, Oct. 29, 1950 vs. Los Angeles
- Most Yards Gained, Punt Returns (game): 231, Oct. 6, 1963 vs. San Francisco
- Most Fumbles (game): 10, Nov. 12, 1967 at Minnesota (tied)

### INDIVIDUAL

- Most Interceptions (game): 4, Don Doll, Oct. 23, 1949 vs. Chicago Cardinals (tied)
- Longest Interception Return (game): 102, Bob Smith, Nov. 24, 1949 vs. Chicago Bears
- Most Yards Gained Kickoff Returns (game): 294, Wally Triplett Oct. 29, 1950 vs. Los Angeles (4 returns)
- Most Safeties (career): 3, Roger Brown; Bruce Maher (tied)
- Most Safeties (season): 2, Roger Brown, 1962 (tied)
- Longest Pass Reception: 99, Pat Studstill (Karl Sweetan), Oct. 16, 1966 at Baltimore (tied)
- Most Field Goals (quarter): 4, Garo Yepremian, Nov. 13, 1966 at Minnesota
- Most Touchdown Punt Returns (career): 8, Jack Christiansen
- Most Touchdown Punt Returns (season): 4, Jack Christiansen, 1951
- Most Touchdown Punt Returns (game): 2, Jack Christiansen, Twice (Oct. 14, 1951 vs. Los Angeles; Nov. 22, 1951 vs. Green Bay)

## 1975 LIONS: INJURY REPORT

- 87 cases seen by trainers
- 74 cases involving days away from practice/games
- 1085 days away from practices/games
- 738 days of restricted practice/game activity
- 13 operations
- 15 inactive players at season's end
- 37 different starters

Only 10 14-game starters

Not once in the 14 games were all 43 men on the roster able to play

## LIONS YEARLY ATTENDANCE FIGURES

| YEAR (Games) | Home (Games)     | Away (Games)    | Total      |
|--------------|------------------|-----------------|------------|
| 1934 (13)    | 105,000 (8)      | 74,572 (5)      | 179,572    |
| 1935 (12)    | 82,700 (6)       | 59,061 (6)      | 141,761    |
| 1936 (12)    | 109,000 (6)      | 96,503 (6)      | 205,503    |
| 1937 (11)    | 113,673 (6)      | 120,459 (5)     | 234,132    |
| 1938 (11)    | 198,251 (7)      | 62,615 (4)      | 260,866    |
| 1939 (11)    | 181,561 (6)      | 128,786 (5)     | 319,347    |
| 1940 (11)    | 127,939 (6)      | 98,474 (5)      | 226,413    |
| 1941 (11)    | 119,214 (5)      | 119,870 (6)     | 239,084    |
| 1942 (11)    | 100,508 (7)      | 50,476 (4)      | 150,984    |
| 1943 (10)    | 153,749 (5)      | 120,533 (5)     | 274,282    |
| 1944 (10)    | 117,887 (6)      | 67,596 (4)      | 185,483    |
| 1945 (10)    | 155,969 (5)      | 106,568 (5)     | 262,537    |
| 1946 (11)    | 123,651 (6)      | 117,507 (5)     | 241,158    |
| 1947 (12)    | 155,335 (6)      | 145,776 (6)     | 301,111    |
| 1948 (12)    | 112,762 (6)      | 139,930 (6)     | 252,692    |
| 1949 (12)    | 104,057 (6)      | 112,516 (6)     | 216,573    |
| 1950 (12)    | 151,600 (6)      | 125,995 (6)     | 277,595    |
| 1951 (12)    | 237,181 (7)      | 166,374 (5)     | 403,555    |
| 1952 (12)    | 288,070 (7)      | 185,838 (5)     | 473,908    |
| 1953 (12)    | 315,549 (6)      | 259,161 (6)     | 574,710    |
| 1954 (12)    | 326,040 (6)      | 252,304 (6)     | 578,344    |
| 1955 (12)    | 311,372 (6)      | 252,197 (6)     | 563,569    |
| 1956 (12)    | 330,966 (6)      | 267,845 (6)     | 598,811    |
| 1957 (12)    | 334,477 (6)      | 279,668 (6)     | 614,145    |
| 1958 (12)    | 321,727 (6)      | 335,237 (6)     | 656,964    |
| 1959 (12)    | 308,144 (6)      | 286,594 (6)     | 594,738    |
| 1960 (12)    | 306,110 (6)      | 276,082 (6)     | 582,142    |
| 1961 (14)    | 345,113 (7)      | 304,577 (7)     | 649,690    |
| 1962 (14)    | 357,595 (7)      | 323,386 (7)     | 680,981    |
| 1963 (14)    | 346,247 (7)      | 289,867 (7)     | 636,114    |
| 1964 (14)    | 366,293 (7)      | 359,216 (7)     | 725,509    |
| 1965 (14)    | 362,769 (7)      | 333,892 (7)     | 696,661    |
| 1966 (14)    | 358,181 (7)      | 314,336 (7)     | 672,517    |
| 1967 (14)    | 368,443 (7)      | 341,977 (7)     | 710,420    |
| 1968 (14)    | 359,430 (7)      | 381,070 (7)     | 740,500    |
| 1969 (14)    | 383,627 (7)      | 370,271 (7)     | 753,898    |
| 1970 (14)    | 401,200 (7)      | 430,137* (7)    | 831,337    |
| 1971 (14)    | 380,926 (7)      | 316,516 (7)     | 697,442    |
| 1972 (14)    | 380,213 (7)      | 397,320 (7)     | 777,533    |
| 1973 (14)    | 377,790 (7)      | 394,953 (7)     | 772,743    |
| 1974 (14)    | 349,553 (7)      | 395,629 (7)     | 745,182    |
| 1975 (14)    | 513,383* (7)     | 332,749 (7)     | 880,908*   |
| Totals (522) | 10,934,367 (270) | 9,587,911 (252) | 20,522,278 |

### NOTES

# 1976 NFL SCHEDULE

(Continued From Inside Front Cover)

## SATURDAY, OCTOBER 23

Atlanta . . . . . at San Francisco . .

## SUNDAY, OCTOBER 24

**DETROIT** . . . . . at **Seattle** . . . . .  
 Baltimore . . . . . at New York Jets . .  
 Chicago . . . . . at Dallas . . . . .  
 Cincinnati . . . . . at Houston . . . . .  
 Denver . . . . . at Kansas City . . . . .  
 Green Bay . . . . . at Oakland . . . . .  
 Los Angeles . . . . . at New Orleans . . . . .  
 Miami . . . . . at Tampa Bay . . . . .  
 Minnesota . . . . . at Philadelphia . . . . .  
 New England . . . . . at Buffalo . . . . .  
 Pittsburgh . . . . . at New York Giants . . . . .  
 San Diego . . . . . at Cleveland . . . . .

## MONDAY, OCTOBER 25

St. Louis . . . . . at Washington . . . . .

## SUNDAY, OCTOBER 31

**Green Bay** . . . . . at **DETROIT** . . . . .  
 Cleveland . . . . . at Cincinnati . . . . .  
 Dallas . . . . . at Washington . . . . .  
 Denver . . . . . at Oakland . . . . .  
 Kansas City . . . . . at Tampa Bay . . . . .  
 Minnesota . . . . . at Chicago . . . . .  
 New England . . . . . at Miami . . . . .  
 New Orleans . . . . . at Atlanta . . . . .  
 New York Jets . . . . . at Buffalo . . . . .  
 Philadelphia . . . . . at New York Giants . . . . .  
 San Diego . . . . . at Pittsburgh . . . . .  
 San Francisco . . . . . at St. Louis . . . . .  
 Seattle . . . . . at Los Angeles . . . . .

## MONDAY, NOVEMBER 1

Houston . . . . . at Baltimore . . . . .

## SUNDAY, NOVEMBER 7

**DETROIT** . . . . . at **Minnesota** . . . . .  
 Atlanta . . . . . at Seattle . . . . .  
 Baltimore . . . . . at San Diego . . . . .  
 Buffalo . . . . . at New England . . . . .  
 Cleveland . . . . . at Houston . . . . .  
 Miami . . . . . at New York Jets . . . . .  
 New Orleans . . . . . vs. Green Bay at  
     Milw. . . . .  
 New York Giants . . . . . at Dallas . . . . .  
 Oakland . . . . . at Chicago . . . . .  
 Philadelphia . . . . . at St. Louis . . . . .  
 Pittsburgh . . . . . at Kansas City . . . . .  
 Tampa Bay . . . . . at Denver . . . . .  
 Washington . . . . . at San Francisco . . . . .

## MONDAY, NOVEMBER 8

Los Angeles . . . . . at Cincinnati . . . . .

## SUNDAY, NOVEMBER 14

**DETROIT** . . . . . at **New Orleans** . . . . .  
 Chicago . . . . . at Green Bay . . . . .  
 Denver . . . . . at San Diego . . . . .  
 Houston . . . . . at Cincinnati . . . . .  
 Kansas City . . . . . at Oakland . . . . .  
 Miami . . . . . at Pittsburgh . . . . .  
 New England . . . . . at Baltimore . . . . .  
 Philadelphia . . . . . at Cleveland . . . . .  
 St. Louis . . . . . at Los Angeles . . . . .  
 San Francisco . . . . . at Atlanta . . . . .  
 Seattle . . . . . at Minnesota . . . . .  
 Tampa Bay . . . . . at New York Jets . . . . .  
 Washington . . . . . at New York Giants . . . . .

## MONDAY, NOVEMBER 15

Buffalo . . . . . at Dallas . . . . .

## SUNDAY, NOVEMBER 21

**Chicago** . . . . . at **DETROIT** . . . . .  
 Cincinnati . . . . . at Kansas City . . . . .  
 Cleveland . . . . . at Tampa Bay . . . . .  
 Dallas . . . . . at Atlanta . . . . .  
 Houston . . . . . at Pittsburgh . . . . .  
 Los Angeles . . . . . at San Francisco . . . . .  
 Minnesota . . . . . vs. Green Bay  
     Milw. . . . .  
 New England . . . . . at New York Jets . . . . .  
 New Orleans . . . . . at Seattle . . . . .  
 New York Giants . . . . . at Denver . . . . .  
 Oakland . . . . . at Philadelphia . . . . .  
 San Diego . . . . . at Buffalo . . . . .  
 Washington . . . . . at St. Louis . . . . .

## MONDAY, NOVEMBER 22

Baltimore . . . . . at Miami . . . . .

## THURSDAY, NOVEMBER 25

(Thanksgiving Day)

**Buffalo** . . . . . at **DETROIT** . . . . .  
 St. Louis . . . . . at Dallas . . . . .