



# LIONS 1982 MEDIA GUIDE

# MEDIA INFORMATION

## PRESS BOX

The working area for writers, broadcasters and photographers is located on the Club Level between the south and west corners of the stadium. The facility can accommodate over 150 media representatives in the upper press area and contains fifteen booths in the lower area for radio, television, photographers, public address and scoreboard operation.

## CREDENTIALS

All applications must be made through the Lions Public Relations Department. Credentials are available to working members of the media. Since no "Will Call" is in use, most credentials and parking passes are mailed. Please allow at least three days for mail delivery. Credentials may also be left at a local hotel for pick-up when requests are made too late to guarantee mail delivery.

## PARKING

A parking pass is required to enter the press parking area. The press parking area is located adjacent to the Press Box on the southwest side of the stadium. Enter through Gate 1 off Opdyke Road.

## SERVICES

Statistical information is distributed before, during and after the game. Spotters and statisticians are available to radio and TV crews upon advance request. Western Union, SportsComm and CanFax services are available. Please contact these organizations in advance if you plan on filing. Food and beverages for the working media are available in the Press Lounge.

## TRAINING CAMP

The Lions enter their eighth year of training at Oakland University, located less than three miles from the Pontiac Silverdome. The media work room is located in Vandenberg Hall in the Pioneer Room on the second floor. This building is next to Hill House, the team's headquarters.

Camp Address: Detroit Lions  
Hill House  
Oakland University  
Rochester, Michigan 48063

PR Phone: 313/377-4640 or 335-4131

Camp Dates: July 21 — Rookies Report  
July 29 — Veterans Report  
August 27 — Break Camp



More publications available at:

[www.retroseasons.com/library/](http://www.retroseasons.com/library/)

## INDEX

All-Time Player Roster .....	105
Attendance (1975-1981) .....	53
Biographies	
Club Executives .....	4
Coaching Staff .....	6
Veteran Players .....	17
Rookies .....	47
Club Directory .....	3
Draft Choices, 1965-1981 .....	43
History of the Lions .....	102
How They Became Lions .....	54
Last Time .....	54
Longevity Log .....	86
1982 NFL Schedule .....	111
NFL Standings, 1934-1981 .....	90
Pro Bowl Players .....	115
Pronunciation Guide .....	15
Rosters .....	44
Statistics, All Time (1934-1981)	
Game-by-Game records .....	75
Individual records .....	63
Lions vs. all-time opponents .....	81
Pre-season game results .....	87
Post-season game results .....	80
Seasonal leaders .....	70
Team records .....	72
Thanksgiving Day series .....	89
Statistics (1981)	
Season results .....	56
Team and individual statistics .....	56

## LION MISCELLANY

Office Address .....	1200 Featherstone Road Pontiac, Michigan 48057
Office Phone .....	313/335-4131
Home Field .....	Pontiac Silverdome
Team Colors .....	Honolulu Blue and Silver
Team Song .....	"Gridiron Heroes" by Graham Overgard
Ticket Office Phone .....	313/335-4151
Ticket Prices .....	Upper and Lower Level - \$12.50; Reserved end zone seats at \$5.00 go on sale three weeks prior to each home game.
Originating Radio Station .....	WJR (760)
Radio Broadcasters .....	Bob Reynolds and Frank Beckmann

# — STADIUM INFORMATION —

Pontiac Silverdome —313/857-7700



**SEATING CAPACITY** ..... 80,638

## **BUILDING**

Overall Size ..... 770 ft. x 600 ft.  
Playing Field ..... 94,000 sq. ft.  
Total Dome Area ..... 430,000 sq. ft. (10 acres)  
Height of Dome Above Playing Field ..... 202 ft.  
Weight of Dome ..... 200 tons  
Dome Material ..... Teflon-coated Fiberglas

## **FACILITIES**

Private Suites ..... 102  
Concessions ..... 38  
Restaurant ..... 1  
Rest Rooms ..... 44

## **PARKING**

On-Site (100 acres) ..... 10,500 autos, 500 buses

## **CONSTRUCTION TIME/COST**

The Pontiac Silverdome was occupied after 23 months from ground breaking Sept. 19, 1973. The first game played in the stadium by the Lions was versus the Kansas City Chiefs, August 23, 1975. Total cost of the stadium was 55.7 million dollars.

## **MATERIALS**

52,000 cubic yards of concrete and 1,700 tons of structural steel.

## **PLAYING SURFACE**

94,000 square feet of Astro Turf (5/8" impact cushion with 1/2" turf).

## **SCOREBOARD**

Main scoreboard 24 ft. x 28 ft. totally animated with instant replay and video capability. The 10,800 lamps provide 16 shades of gray to produce a high quality image.

# 1982 LIONS CLUB DIRECTORY

## MANAGEMENT

Owner and President .....	WILLIAM CLAY FORD
Executive Vice President and General Manager .....	J. RUSSELL THOMAS
Head Coach and Director of Football Operations .....	MONTE CLARK
Secretary and Legal Counsel .....	FREDERICK C. NASH
Treasurer .....	WILLIAM CLAY FORD, JR.

### ADMINISTRATIVE

Controller CHUCK SCHMIDT
Ticket Manager FRED OTTO
Travel Coordinator/Accountant TOM LESNAU
Computer Coordinator JIM RENOUF
Assistant Ticket Manager TOM KEATING
Consultants EDWIN J. ANDERSON LYALL SMITH
Office Superintendent OTIS CANTY
Secretary, Mr. Ford CLAIRE MITTENDORF
Secretary, Mr. Thomas MICHELE NEUMANN
Secretary, Accounting LAURA DOUGLAS
Receptionist MELINDA WATSON
Secretary, Mr. Otto LISA SABO
Ticket Office Secretaries VERA LUM JAN KOPMEYER
Entertainment Director HAROLD ARNOLDI
Statistics Crew Chief JIM HUDDLESTON
Press Box Chief DAN WALTON
Public Address Announcer DAN HUNTER
Photographer TOM ALBERT
Field Activities ARNDT TRYGSTAD BOB JAMES JOHN ODDO
Team Doctors DR. ROBERT TEITGE DR. KEITH BURCH

### COACHING

Director of Player Personnel TIM ROONEY
Defensive Coordinator and Linebackers MAXIE BAUGHAN
Offensive Backfield JOHN BRUNNER
Special Assignments DON DOLL
Offensive Line FRED HOAGLIN
Defensive Line ED KHAYAT
Special Teams JOE MADDEN
Offensive Coordinator and Quarterbacks TED MARCHIBRODA
Defensive Backfield MEL PHILLIPS
Receivers LARRY SEIPLE
Strength and Conditioning GARY WADE
Coaching Assistant CHRIS PAGNUCCO
Scouting, Western Area JERRY NERI
Scouting, Eastern Area JOE BUSHOFSKY
Scouting, Central Area DIRK DIERKING
Head Trainer KENT FALB
Assistant Trainer JOE RECKNAGEL
Equipment Manager DAN JAROSHEWICH
Assistant Equipment Manager TONY REED
Game Film Photographer STEVE HERMANS
Secretary, Mr. Clark and Coaches BARBARA MOUTHAN
Secretaries, Player Personnel MARYLEE JENSEN HELEN LANGFORD

### PUBLIC RELATIONS

Director of Public Relations .....	DON KREMER
Assistant Public Relations Director .....	BRIAN MUIR
Public Relations Secretary .....	BARBARA SALIBA



## WILLIAM CLAY FORD

### Owner and President

After serving as host owner for Super Bowl XVI at the Pontiac Silverdome last January, William Clay Ford would like nothing better than to see his own Detroit Lions in the NFL Championship Game this January. The NFL title has always been the top priority with the Lions Owner and President, whose feeling and affection for the Lions goes back to the club's first season in Detroit in 1934.

The franchise had just moved into the Motor City from Portsmouth, Ohio, and his father, the late Edsel Ford, took young Bill to see this "new" team in action at the University of Detroit Stadium. Like the rest of Detroit, the youngster took an instant liking to the Lions.

Now entering his 19th year as sole owner of the club, Mr. Ford's association with the Lions began over 26 seasons ago. He was elected president in 1961, before purchasing the team outright in 1964.

Born and raised in the automotive industry, Mr. Ford is the grandson of the late Henry Ford, founder of the Ford Motor Company. As the youngest of four children of Edsel Ford, he attended Detroit University School in Grosse Pointe, Michigan, and Hotchkiss School in Lakeville, Connecticut. After a tour of duty in the Naval Air Corps, he was graduated from Yale with a Bachelor of Science degree in economics, at which point he joined Ford's sales and advertising staff, and later served on the industrial relations staff where he was a member of the committee that negotiated the historic 1949 contract with the UAW-CIO.

On his way to the vice chairmanship of the company, to which he was elected in April 1980, Mr. Ford gained special satisfaction as executive in charge of the development and subsequent introduction of the Continental Mark II, successor to the classic Lincoln Continental that had been developed and introduced by his father in 1939.

A member of the Ford Motor Company Board of Directors since 1948, Mr. Ford had overall supervision of the company's product design program from 1956 until his election to the vice chairmanship. He is one of four members of the Office of Chief Executive who share responsibility for general management of the company; chairman of the Executive Committee; a member of the Finance Committee and the Policy and Strategy Committee; and chairman of the latter's Design Subcommittee.

The Lions' chief executive is also chairman of the board of Greenfield Village and the Henry Ford Museum in Dearborn, Michigan; secretary-treasurer of Henry Ford Hospital in Detroit; president of the Edsel B. Ford Institute for Medical Research; a trustee of the Eisenhower Medical Center; and a director of Boys' Clubs of America, the National Tennis Hall of Fame, United Foundation of Detroit and the Economic Club of Detroit.

Once a nationally ranked tennis player, Mr. Ford is married to the former Martha Firestone. They are the parents of three daughters and a son, William Jr., who is treasurer of the Lions.



## **RUSS THOMAS**

### **Executive Vice President and General Manager**

Now in his 35th year of service to the Detroit Lions, Russ Thomas has become one of the National Football League's most respected executives through a firm belief in dedication and hard work. His recent role in bringing Super Bowl XVI to Michigan and the Pontiac Silverdome exemplifies that attitude.

Long an event for south or western climates, the NFL title game was finally voted into a northern site, primarily due to the work of Thomas and other community leaders. Russ worked long and hard with top government and business officials throughout metro Detroit and Michigan, to gain the support of NFL ownership. Super Bowl XVI was a

major success, not only for the NFL, but for Michigan and the entire northeast United States. Russ fully expects a return trip for the Super Bowl to Michigan and the Silverdome.

Since coming to the Motor City from his native West Virginia, Thomas has achieved notoriety as a player, scout, coach and broadcaster with the Lions. And now he holds the multi-faceted position of running the day-to-day operation of the club, a post he's held since 1967. Thomas was appointed Executive Vice President and General Manager in 1972.

Thomas is considered an expert in NFL matters and in player contract negotiations. He has been given even more responsibilities in the last few years, as Mr. Ford has been devoting more time to the automotive business. Russ regularly represents Detroit at the NFL owners' meetings.

Russ was an assistant coach when the Lions won NFL Championships in 1952 and 1953. In addition to his coaching duties, and before the advent of film exchange and computers, Russ was in charge of scouting opposing teams, evaluating college prospects and negotiating player salaries.

In his playing days, Thomas was an outstanding lineman. He came out of West Virginia as one of the state's most sought after high school football and track stars. He held the state high school shot put and discus record in West Virginia for years. He went on to Ohio State, where he earned All-Big Ten honors and All-American mention for his work with the Buckeyes. In addition, he earned letters in track and wrestling at Ohio State. Thomas was drafted by the Lions in 1946 and played four seasons before a knee injury ended a promising player career. He played both ways for Detroit and gained League recognition while serving as the co-captain of the team.

Thomas was an assistant coach at St. Bonaventure in 1950-51, before moving back to the Lions' staff. In 1964, after ten years on the staff, Mr. Ford named Thomas Director of Personnel, a post he held for three years until being named Vice President and General Manager.

Russ and his wife, Dorothy, live in Walled Lake. They are the parents of two married sons, John and Jim.

# MONTE CLARK

## Head Coach and Director of Football Operations

Entering his fifth season in Detroit, Monte Clark has assembled a team entirely of his own making. Just nine players remain from the pre-Clark era. And, after taking the Lions to the brink of a playoff berth with the NFC Central's best record over the past two years, Monte and his team are looking to reap some rewards in 1982.

"In 1981, we were just inches away," contends Clark. "We took on a very tough schedule and with a few breaks we could have had a much better record. We played exciting football and were in the race until the final minutes of the final game. These guys have been through a lot together. They've been here during the bad times as well as the good. They're all battlers and they've taken on adversity and met it head on. They've done everything I've asked and worked their tails off for me. A solid foundation has been laid and together, I believe we're poised for an era of success."

Following an initial 7-9 season in 1978 and a disastrous, injury-riddled 2-14 campaign in 1979, Clark's Lions pushed to 9-7 in 1980. The mark tied Minnesota for first place in the NFC Central, however the NFL tie-breaking formula awarded the title to the Vikings. Last fall, after losing five games by seven points or less, four in the final minute, the Lions stormed back to tie Tampa Bay for the division lead. However, in the championship showdown, in the final game, Detroit fell three points short, 20-17. Monte Clark knows champions are made from this mold.

So does Lion owner William Clay Ford, who awarded Clark with a new five-year contract extension last May. Ford, who hired Monte January 11, 1978, gave the 6'-6" coach complete control of the college draft, waivers, scouting and trades. Among the players Clark has brought to the Lions are Al "Bubba" Baker, Freddie Scott, Tom Skladany, Keith Dorney, Eric Hipple, Ed Murray, and, of course, the spectacular Billy Sims.

The 45-year-old coach came to the Lions with an outstanding background in the NFL. He spent six years as offensive coach under Don Shula at Miami. He was part of Shula's original staff there in 1970. Monte helped develop the Dolphins into one of the League's most feared units. A pair of Super Bowl titles, along with three straight AFC Championships, brought Clark immediate coaching recognition. Under his leadership, Miami led the conference in rushing three consecutive years, setting a new NFL single-season record in 1972 during the perfect 17-0 campaign.


Clark became head coach at San Francisco in 1976 and propelled the 49ers into playoff prominence. Only some close, late-season defeats denied the team a berth. But the record indicated an 8-6 mark for Monte in his first year as head man and three more wins for the 49ers over the previous season.

Clark's coaching career followed an 11-year playing stint as an offensive lineman with San Francisco, Dallas and Cleveland. With the Browns, he appeared in the League Championship games of 1964, '65 and '68. Monte, who entered pro ball after a fine collegiate career at USC, is a native of Kingsburg, California.


Monte and his wife, Charlotte, live in Bloomfield Township and are the parents of three sons, Bryan, 21; Randy, 19; and Eric, 15. A very proud moment for the Clark family came last April when Bryan was drafted by the San Francisco 49ers. The oldest of the Clark sons was voted offensive MVP last fall after a fine quarterbacking career at Michigan State University.

QUOTING MONTE ON 1982 — *"We must become more consistent. We certainly proved we have the talent to play with anybody. But now we must prove we can win anytime and especially anywhere. We can't count on winning only at home. It's just a matter of concentration and working harder to be more consistent. I think with our proven corps of veterans, some excellent rookie additions and a few breaks here and there, we can push over the top this year."*






**WILLIAM CLAY FORD, JR.**  
Treasurer




**FREDERICK C. NASH**  
Secretary and Legal Counsel




**EDWIN J. ANDERSON**  
Consultant

# DETROIT **WOLFGANGS**




**CHUCK SCHMIDT**  
Controller




**FRED OTTO**  
Ticket Manager



**DON KREMER**  
Director of Public Relations



**JIM RENOUF**  
Computer Coordinator



**TOM LESNAU**  
Travel Coordinator



**OTIS CANTY**  
Office Superintendent

## TIM ROONEY

### Director of Player Personnel



A familiar and respected name in NFL circles is the Lions' Director of Player Personnel, Pittsburgh native Tim Rooney. He came to the Lions in 1979 to coordinate the club's college and pro scouting, aid in evaluating talent, and take part in trade discussions and other administrative affairs. Tim's help in the college draft has brought Detroit some of the best college talent, as evidenced by the outstanding draft choices contributing to the Lions' success now.

Rooney, 40, came to Detroit after helping the Pittsburgh Steelers to three Super Bowls and seven straight playoff appearances. He handled the Pittsburgh pro scouting department from 1972 to 1978.

Tim actually grew up with NFL football, as his family name has been synonymous with the pro game almost since its beginning. Tim's uncle, Art Rooney, Sr., is the owner of the Steelers and introduced pro football to the city of Pittsburgh in 1933. Tim is also the cousin of Dan Rooney, President of the Steelers, and Art Rooney, Jr., the Vice President of the Pittsburgh club.

A graduate of Duquesne, Rooney gained coaching experience with positions at Villanova and Rhode Island, prior to joining the Steelers.

Tim lives in Birmingham with his wife, Mary Ann, and two children, Mike and Sarah.

## SCOUTING STAFF

A group so instrumental in the many fine Detroit drafts during the past few years, is the Lions' scouting staff, composed of three highly qualified men; (l-r) Joe Bushofsky, Jerry Neri and Dirk Dierking.

Neri, senior member of the trio, is the western area scout. Based in Los Angeles, he is a veteran of 13 years with the club. Before joining the Lions in 1969, Neri coached at various levels. Following a fine career as a halfback at Villanova, he joined the school's coaching staff in 1943. He went on to positions with Loyola, Yale and the Washington Redskins. In 1965, he was made supervisor of the Pacific

Coast scouting system of BLESTO, a talent-hunting combine representing many pro teams, including the Lions.

Bushofsky joined the Lions in 1975 and is in charge of the country's eastern area. Like Neri, Joe also spent time with BLESTO prior to beginning work in Detroit. A graduate of North Carolina State, he coached in the Pittsburgh area for 11 years. Joe lives in Birmingham, Michigan.

The third member of the scouting team is Clarence "Dirk" Dierking, a staffer since June of 1978. His responsibilities revolve around the central United States, especially his native southwest. He too was employed by BLESTO before joining the Lions. He makes his home in Texas.





**BAUGHAN**



**BRUNNER**



**DOLL**

**MAXIE BAUGHAN — Defensive Coordinator and Linebacker Coach —** Four-time All Pro linebacker Maxie Baughan joined the Lions staff in January 1980 to coordinate the Detroit defense. His 1981 unit ranked fourth in the entire NFL and for the second straight year led the League defending the run. Maxie came to Detroit after five seasons as defensive coordinator at Baltimore. With the Colts, he was part of three AFC Eastern Division championship squads. The 44-year-old Baughan played pro football for 14 years, beginning as a second round draft choice of Philadelphia in 1960. He went to five Pro Bowl games for the Eagles before being traded to Los Angeles in 1966. As a Ram, Baughan was honored with four more Pro Bowl selections. Maxie became part of the "Over the Hill Gang" at Washington in 1971. Following a three-year retirement, Baughan returned as a player-coach under George Allen at Washington before joining the Colts. His first coaching experience came in 1972, when he began a two-year stint as defensive coordinator with his alma mater, Georgia Tech. Maxie and his wife, Diane, have three sons: Maxie III, Christopher and Matthew.

**JOHN BRUNNER — Offensive Backfield Coach —** Entering his third season with the Lions staff is John Brunner, a 13-year veteran of collegiate coaching. He spent four seasons at Temple University, where he helped the Owls to their best record ever in 1979. The school established new total offense, rushing and passing marks on its way to a 10-2 season. Brunner, 44, began his college coaching career with Villanova in 1967. From there he went to Temple in 1970, to Princeton in 1974, before returning to Temple in 1976. The oldest of John's seven children, Scott, quarterbacked Delaware to the small college national championship in 1979. Current Detroit quarterback Jeff Komlo had led the same school into the finals the year before. Scott was elected to the Kodak All-America team for his efforts and last fall helped lead the New York Giants into the NFC playoffs, becoming the team's starter in only his second NFL season. Brunner was born in Perkesie, Pa. and attended East Stroudsburg State until his graduation in 1960. In addition to Scott, John and his wife, Barbara, are the parents of daughters Penny and Jan, and sons Jack, Jeff, Tod and Mark.

**DON DOLL — Special Assignments Coach —** Don Doll, a former Detroit Lions player and coach, returned to the club in 1978 as special teams coach. He now serves as Monte Clark's right hand man in administrative and office matters. Doll, 55, played with the Lions from 1949 through 1952, representing the club three times in Pro Bowls as a defensive back. He is still Detroit's co-record holder for interceptions in a season, 12 in 1950. His first pro coaching position was with Detroit in 1963, when he started a two-year stint as secondary coach under George Wilson. Previously he had coached at Southern California and Notre Dame in the college ranks. Doll went on to become the Rams defensive backfield coach in 1965, then went to Washington from 1966 to 1970, before spending the 1971 through 1973 seasons at Green Bay. Don was defensive coordinator at Baltimore in 1974, then a defensive coach at Miami the following year. Doll graduated from USC in 1948. In his first pro season with Detroit, he intercepted 11 passes, including four in one game. Don and his wife, Diana, have five children, Steven, Wendy, Kevan, Heidi and Michael.



**HOAGLIN**



**KHAYAT**



**MADDEN**


**FRED HOAGLIN — Offensive Line Coach** — Beginning his fifth year of NFL coaching, Fred Hoaglin has built an impressive offensive line from scratch. Working with rookies and young veterans, Hoaglin has impressed his former linemate, Monte Clark, whom he joined with Detroit in 1978. Clark, who played alongside Fred on the offensive line at Cleveland during the late 60s, watched a cohesive offensive line help the Lions lead the NFL in rushing last year. The 38-year-old Hoaglin opened his 11-year playing career as a sixth round draftee of the Browns in 1966. Soon after, he began a string of 69 consecutive starts with the club, until a leg injury forced him out of the lineup in 1971. A 1969 Pro Bowler, Hoaglin was traded to Baltimore in 1973, then to Houston the following year. He was chosen as one of the original Seattle Seahawks in the veteran allocation of 1976. Fred played his college ball at the University of Pittsburgh, where he earned a degree in industrial engineering. The native of Alliance, Ohio is a long time member of the Fellowship of Christian Athletes. Fred and his wife, Janet, are the parents of two children, a daughter, Patti, and a son, Ricky.

**ED KHAYAT — Defensive Line Coach** — One-time Philadelphia Eagle head coach Ed Khayat rejoined the Lions coaching staff in January, 1982. Khayat, 46, coached Detroit's defensive line under Don McCafferty and Rick Forzano in 1973-74. A 15-year veteran of NFL coaching, Eddie spent the last five years as defensive line coach at Baltimore. With the Colts, he worked with current Detroit defensive coordinator Maxie Baughan and with Lions new offensive coordinator Ted Marchibroda from 1977-79. Khayat began his pro coaching career in 1967 with New Orleans. After four years with the Saints, he moved to Philadelphia, where he spent two seasons. Three games into the 1971 campaign, he was named head coach of the Eagles, a position he held until moving to Detroit in 1973. Khayat went to Atlanta for two years in 1975, before joining Baltimore. Ed's coaching career followed a fine 10-year playing stint with Washington, Philadelphia and Boston of the AFL. A Tulane graduate, Khayat was signed as a free agent by Washington in 1957. He retired from Boston following the 1966 season. Khayat, a native of Moss Point, Miss., and his wife, Deborah, are the parents of two boys, Eddie Jr. and Bill.


**JOE MADDEN — Special Teams Coach** — An 18-year veteran of college coaching, Joe Madden joined the pro ranks in February 1980 as Detroit's new special teams coach. Madden, 46, had spent the previous three seasons as assistant head coach to Johnny Majors at the University of Tennessee. He also coordinated the school's kicking and punting game. Madden began his college coaching career in 1962 at Mississippi State. He went to Morehead State the following year before spending four seasons at both Wake Forest and Iowa State. In 1972, Joe went to Kansas State, then joined Majors at the University of Pittsburgh the next year. He was Majors top assistant in 1976 when the Panthers won the national championship behind the running of Tony Dorsett and quarterbacking of Matt Cavanaugh. Madden personally recruited 20 members of that title-winning squad. When Majors moved to the top spot at Tennessee in 1977, Madden went with him. A graduate of the University of Maryland, Joe also holds a masters degree from Mississippi State. Madden and his wife, Janis, are the parents of two daughters, Kerry and Keely; and two sons, Casey and Duffy.



**MARCHIBRODA**



**PHILLIPS**




**SEIPLE**

**TED MARCHIBRODA — Offensive Coordinator and Quarterback Coach** — One of the NFL's most respected coaches and a former football star at the University of Detroit, Ted Marchibroda became the Lions offensive coordinator and quarterback coach in February, 1982. Marchibroda, 51, was named the NFL's Coach of the Year in 1975, when he took over a 2-12 Baltimore club and forged a 10-4 division winner in his first year. The Colts went on to capture three straight AFC East titles under Marchibroda. Following the 1979 campaign, Ted left coaching for a year. He returned as offensive coordinator of the Chicago Bears last fall, before joining the Lions. Prior to his five-year stay in Baltimore, Marchibroda spent nine years as offensive coordinator under George Allen at Los Angeles and Washington. His pro coaching career began in 1961 under Bill McPeak at Washington. Marchibroda was a first round draft choice of Pittsburgh in 1953 after quarterbacking St. Bonaventure (1950-51) and U of D (1952). He was one of the nation's leading passers during his season with the Titans. In 1956, his best year as a player, Ted was the NFL's second leading passer. He retired in 1957 after a year with the Chicago Cardinals. Marchibroda is a native of Franklin, Pa. He and his wife, Henrietta, are the parents of two daughters, Jodi and Lonnie, and two sons, Ted Jr. and Robert.

**MEL PHILLIPS — Defensive Backfield Coach** — A former player under Monte Clark at San Francisco, Mel Phillips came aboard in February 1980 as the Lions new defensive backfield coach. Clark sees a positive rapport developing between Phillips and his secondary men. Phillips, 40, played 12 seasons in the NFL from 1966-77, all with the 49ers. Mel worked under Clark in 1976 and Monte was instantly impressed with his intensity and attitude. Phillips played in all 14 games that year, intercepting two passes and recovering a fumble. Mel's career stats include 10 interceptions for 106 yards in returns, including a 35-yard touchdown in 1970. He was regarded as one of the most respected defensive backs in the game when he retired in 1977. Phillips played both ways during his college career at North Carolina A&T. During his senior year, the school won its conference championship, with Mel intercepting two passes and scoring two rushing TDs in the title game. He was very active at the Youth Guidance Center in San Francisco for many years. He and his wife, Patricia, have two daughters, Paulette and Yvette.

**LARRY SEIPLE — Receivers Coach** — Monte Clark's first receiver coach in Detroit, Larry Seiple, enters his third year with the Lions. Seiple is the Lions first receiver coach since Raymond Berry in 1975. A 12-year veteran of NFL wars, Seiple was a punter and tight end with the Miami Dolphins from 1967-77. In 1979, Larry was an assistant coach under Howard Schnellenberger at the University of Miami. Clark worked with Seiple during his six-year stint as an assistant with the Dolphins. Both saw the club rise to the top, winning two Super Bowls and three AFC Championships during the early 70s. Larry's best receiving year was 1969 when he led the Dolphins with 41 receptions for 577 yards. Seiple's professional career punting average was an even 40 yards per kick, with his best season coming in 1973 when he averaged 42.3. During his pro career, Seiple logged more game appearances (160) than any Dolphin other than Bob Griese. Larry was drafted in the seventh round in 1967 by Miami. He attended the University of Kentucky. Seiple, 37, and his wife, Trudy, are the parents of two daughters, Keri and Lori; and a son, Larry.



**WADE**



**FALB**



**JAROSHEWICH**

**GARY WADE — Strength and Conditioning Coach** — Two years ago, Monte Clark hired his first strength coach, Gary Wade. Since then, the coach has pointed many times to the improvements first made in the weight room, then on the field. Wade brought with him increased emphasis on weight training and many Lions, like William Gay, Garry Cobb and Keith Dorney, have shown dramatic progress in the last two years. Gary, 26, came to the Lions from the University of Nebraska, where he spent the previous three years. Nebraska has long been known for its outstanding weight and conditioning program. Taking a page from the Nebraska book, Wade changed Detroit's training system, converting much of the emphasis from machines to "free weight." He has instituted motivational rewards, such as "Lifter of the Year," which is given annually to the Detroit player who displays the most desire and determination in the weight room. Many more players now stay in the area during the off-season attending daily conditioning sessions run by Wade and the trainers. Gary graduated from Nebraska in 1978 and now lives in Rochester.

**KENT FALB — Head Trainer** — Beginning his 17th season with the Lions is trainer Kent Falb, one of the NFL's most respected officials in the area of sports medicine. Kent tends to the Lions injuries, along with his assistant, Joe Recknagel, and the team doctors. He oversees all rehabilitation exercises, off-season conditioning and even the pre-game meal menu. Falb is the Lions primary consultant, both in preventing and healing injuries. Kent graduated from the University of Iowa in 1964, where he was a student trainer from 1960 through 1964. He also spent the fall of 1959 working at the U.S. Military Academy at West Point, N.Y. Falb worked some for the Minnesota Vikings in 1963 and 1964, before going to Boston College as Head Trainer in 1965. Late in 1966, Kent joined the Lions as assistant to Millard Kelley. Falb became Head Trainer in 1967. He is a past president of the Great Lakes Athletic Trainers Association. Falb, 42, lives in Lake Orion with his wife, Maxine, and daughters, Carmen and Nanette.

**DAN JAROSHEWICH — Equipment Manager** — The man responsible for outfitting the Lions is 28-year-old Windsor, Ont. native Dan Jaroszewich. His duties include purchasing, repairing, replacing and cleaning the many articles of clothing and pads used by the players and coaches. Aided by his assistant, Tony Reed, and often a crew of ball boys, Dan also supervises the complicated task of moving all this equipment, be it to training camp a few miles down the road, or across the country for a West Coast game. Jaroszewich learned the business from long time Detroit equipment man Roy "Friday" Macklem, who spent some 44 years with the Lions. Dan came aboard as "Friday's" assistant in 1973. After seven seasons under Macklem, Dan became the head man in 1980. Prior to joining the Lions, Jaroszewich worked at the high school and semi-pro levels in Windsor. Dan earned his college degree in personal and industrial relations from the University of Detroit. He is presently working on a master's degree in sports administration from Wayne State. Dan is single and lives in Auburn Heights.



**STEVE HERMANS**  
Game Film Photographer



**DR. ROBERT TEITGE and DR. KEITH BURCH**  
Team Doctors

## PAST LIONS COACHES

- \*Hunk Anderson, 1939  
 Billy Atkins, 1978-79  
 \*Joe Bach, 1943-47  
 Sammy Baugh, 1966  
 Bruce Beatty, 1975-76  
 Bill Belichick, 1976-77  
 Leeman Bennett, 1972  
 Raymond Berry, 1973-75  
 \*Les Bingaman, 1960-64  
 Carl Brettschneider, 1965-66  
 Earl Brown, 1951  
 Joe Bugel, 1975-76  
 Jim Carr, 1975-76  
 Pete Cawthon, 1945  
 \*Paul Christman, 1954-55  
 \*Dutch Clark, HEAD COACH, 1937-38  
 \*Potsy Clark, HEAD COACH, 1934-36, 1940  
 Red Cochran, 1956-58  
 Jimmy David, 1967-72  
 Rey Dempsey, 1975  
 Don Doll, 1963-64  
 \*Gus Dorais, HEAD COACH, 1943-47  
 Rollie Dotsch, 1977  
 Bob Dove, 1958-59  
 Bill Edwards, HEAD COACH, 1941, 1942  
 (3 games)  
 Wally English, 1974-75, 1977  
 Aldo Forte, 1950-65  
 Rick Forzano, assistant 1973, HEAD  
 COACH, 1974-76  
 Doug Gerhart, 1978  
 Bob Gibson, 1976  
 Harry Gilmer, HEAD COACH, 1965-66  
 Jerry Glanville, 1974-76  
 Sonny Grandelius, 1964  
 \*Gus Henderson, HEAD COACH, 1939  
 Bob Holloway, 1973-74  
 Tommy Hudspeth, HEAD COACH, 1976-77  
 Ed Hughes, 1977  
 John Karcis, assistant 1942, HEAD  
 COACH 1942 (8 games)  
 Eddie Khayat, 1973-74  
 Chuck Knox, 1967-72  
 Jim Martin, 1967-72  
 \*Don McCafferty, HEAD COACH, 1973  
 Leon McLaughlin, 1973-74  
 \*Scooter McLean, 1959-63  
 \*Bo McMillin, HEAD COACH, 1948-50  
 Bill McPeak, 1967-72  
 John Meyer, 1973-74  
 Burnie Miller, 1977  
 Roy Miller, 1941-42  
 John North, 1965-72  
 Bob Nussbaumer, 1957-64  
 \*Buddy Parker, assistant 1950, HEAD  
 COACH 1951-56  
 Larry Pasquale, 1979  
 John Payne, 1977  
 Floyd Peters, 1978-81  
 Buster Ramsey, 1952-59  
 \*Clare Randolph, 1940  
 Jimmy Raye, 1978-79  
 Floyd Reese, 1975-77  
 Ray Renfro, 1965  
 Lou Rymkus, 1966  
 Joe Schmidt, assistant 1966, HEAD  
 COACH 1967-72  
 Bob Schnelker, 1978-81  
 Marty Schottenheimer, 1978-79  
 Fritz Shurmur, 1975-77  
 Ken Shipp, 1976  
 Don Shula, 1960-62  
 Carl Taseff, 1965-66  
 Tim Temerario, 1948-49  
 Russ Thomas, 1952-53  
 Dick Voris, 1972  
 \*George Wilson, assistant 1949-56, HEAD  
 COACH 1957-64  
 Bob Winslow, 1946-47  
 Lou Zara, 1948  
 Art Zeleznik, 1976  
 \*deceased

## LIONS HEAD COACHES SUMMARY

NAME	YEARS	TOTAL	GAMES	WON	LOST	TIED
Potsy Clark	1934-36, 40	4	48	30	15	3
Dutch Clark	1937-38	2	22	14	8	0
Gus Henderson	1939	1	11	6	5	0
Bill Edwards	1941-42	1+	14	4	9	1
John Karcis	1942	1-	8	0	8	0
Gus Dorais	1943-47	5	53	20	31	2
Bo McMillin	1948-50	3	36	12	24	0
Buddy Parker	1951-56	6	72	47	23	2
George Wilson	1957-64	8	104	53	45	6
Harry Gilmer	1965-66	2	28	10	16	2
Joe Schmidt	1967-72	6	84	43	34	7
Don McCafferty	1973	1	14	6	7	1
Rick Forzano	1974-76	2+	32	15	17	0
Tommy Hudspeth	1976-77	1+	24	11	13	0
Monte Clark	1978-	4	64	26	38	0
Totals: 15 Coaches —		48	614	297	293	24

## CAREER MILESTONES COMING UP IN '82

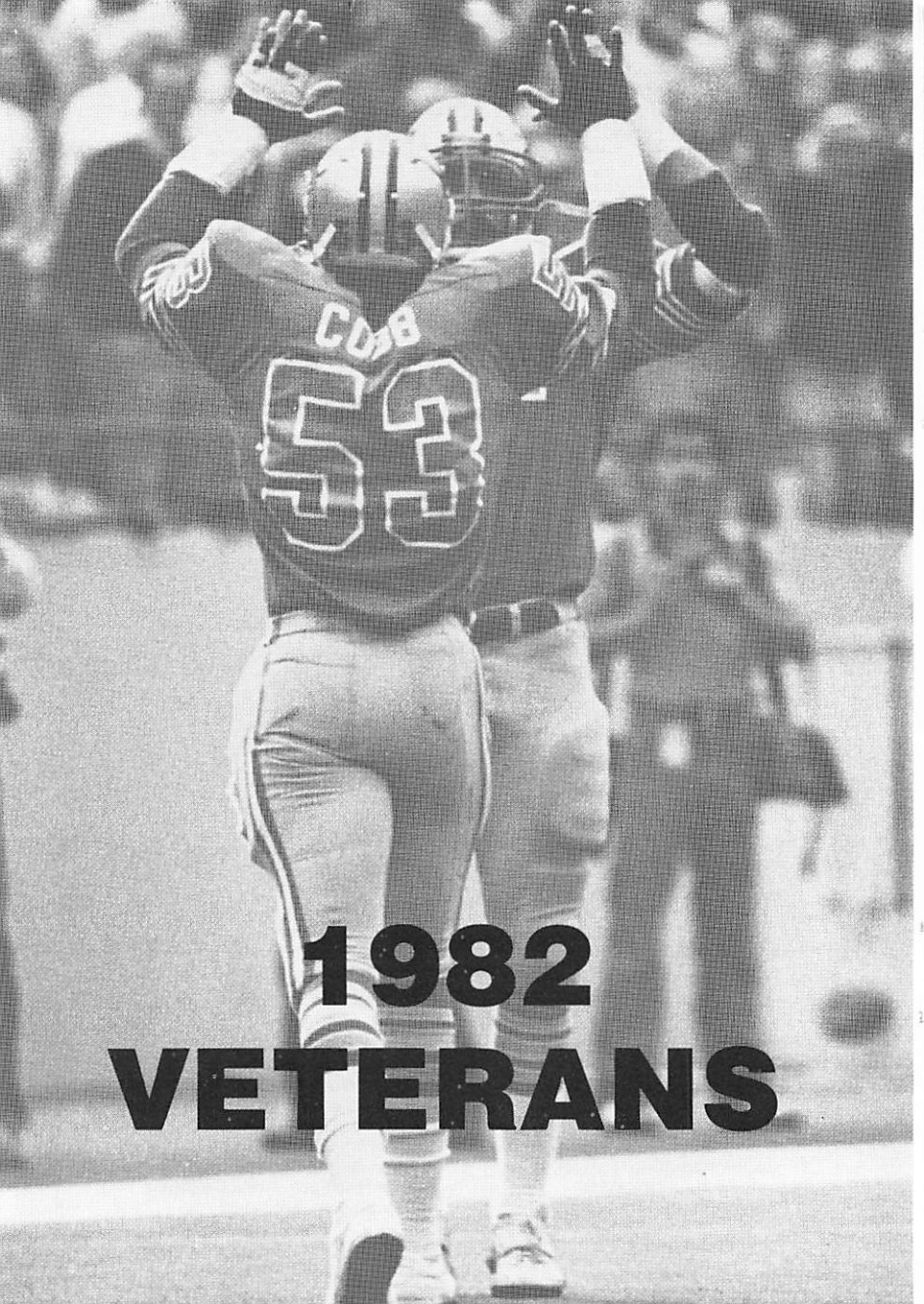
- DEXTER BUSSEY — club record 5,000 yards rushing — needs 371  
 — club record 1,166 rushing attempts — needs 100
- BILLY SIMS — club record 29 rushing TDs — needs three  
 — club record 39 touchdowns — needs eight
- JIMMY ALLEN — 100th NFL game  
 needs two  
 — 40 interceptions — needs nine
- GARY DANIELSON — 1,000 passing  
 attempts — needs 36  
 — 600 passing completions  
 — needs 59
- DAVID HILL — 100th NFL game  
 — needs nine  
 — 3,000 receiving yards — needs 198
- JAMES HUNTER — 30 interceptions —  
 needs five
- HORACE KING — 100th NFL game —  
 needs two
- ED MURRAY — 300 scoring points —  
 needs 63  
 — 100 extra points — needs 19
- FRED SCOTT — 4,000 receiving yards —  
 needs 32
- BILLY SIMS — 3,000 rushing yards —  
 needs 260
- LEONARD THOMPSON — 100 receptions  
 — needs seven  
 — 2,000 receiving yards — needs 227
- STAN WHITE — 150th NFL game —  
 needs six  
 — 40 interceptions — needs nine



## LIONS PRONUNCIATION GUIDE

Karl Baldischwiler — BALD-ish-why-ler

- |                              |                             |
|------------------------------|-----------------------------|
| Russ Bolinger — BO-lin-ger   | Dave Pureifory — PURE-i-foy |
| Chris Dieterich — DEE-trick  | Tom Skladany — Skla-DAY-nee |
| Joe Ehrmann — ER-man         | Terry Tautolo — Ta-TOE-lo   |
| Homer Elias — E-LIE-us       | Steve Towle — TOLL          |
| Ken Fantetti — Fan-TET-tee   | Tom Turnure — Tur-NEWER     |
| Tommie Ginn — GHIN           | Todd Auten — AWE-ten        |
| James Harrell — HAIR-rul     | Steve Doig — DOYG           |
| Jeff Komlo — KAHM-lo         | Mike Machurek — Ma-CHUR-ek  |
| Ulysses Norris — You-LESS-es | Rob Rubick - ROO-bick       |



**1982  
VETERANS**

## 40 ★ JIMMY ALLEN

**Defensive Back — UCLA — 9th Year**  
(5th with Lions)


**Ht. 6-2 Wt. 194 — Drafted '74, 4th round**  
(Pittsburgh)

**Born: Clearwater, Fla., Mar. 6, 1952**

**Pro Career** — Enjoyed his finest professional season in 1981 . . . Led the Lions in interceptions with nine . . . Tied for second in the NFC and for third in the NFL . . . Pushed over the 30 mark for his career . . . Started 15 of the 16 games last fall . . . Missed only the Green Bay game, Dec. 6 . . . Tied for team leadership in interceptions during each of the previous two seasons . . . Has started all but six contests since joining the Lions in a 1978 trade . . . Recovered two fumbles in 1978, returning one 64 yards for a touchdown against San Francisco . . . Spent four years at Pittsburgh, intercepting seven passes and missing just four games . . . Played in Super Bowls IX and X for the Steelers.

**College** — Started two seasons at UCLA after transferring from Pierce (Calif.) . . . An All-America selection for the Bruins . . . Finished his college career as the sixth all-time leading interceptor for UCLA.

**Personal** — Known as the "Spiderman" to his teammates and the press alike . . . An All-City choice in football and swimming at Los Angeles High . . . Still lives in L.A. with his wife, Cora, and son, Jimmy Jr.



### INTERCEPTIONS


YEAR	TEAM	GP	GS	NO.	YDS.	AVG.	L	TD
1974	Pitt.	14	1	0	0	0.0	0	0
1975	Pitt.	14	0	2	0	0.0	0	0
1976	Pitt.	10	0	0	0	0.0	0	0
1977	Pitt.	12	0	5	76	15.2	48	0
1978	Det.	14	14	5	70	14.0	27	0
1979	Det.	16	14	4	0	0.0	0	0
1980	Det.	15	15	6	38	6.3	23	0
1981	Det.	15	15	9	123	13.7	34	0
Total		98	59	31	307	9.9	48	0

## 60 ★ AL BAKER

**Defensive End — Colorado State — 5th Year**  
**Ht. 6-6 Wt. 250 — Drafted '78, 2nd round**  
**Born: Jacksonville, Fla., Dec. 9, 1956**

**Pro Career** — Missed five games last year with a severe muscle pull . . . Still finished second on the team in sacks with 10 . . . Started all 11 games he appeared in . . . Pulled down a very important interception against Dallas, Nov. 15, turning the tide toward an eventual Lion victory . . . Batted and intercepted a similar pass at St. Louis in 1980 . . . Appeared in three straight Pro Bowls prior to last season . . . Has led the NFL in sacks twice in his four years . . . Opened his pro career with an incredible 23 sacks, Defensive Rookie of the Year and Pro Bowl honors . . . Picked up 16

(continued)



### INTERCEPTIONS

YEAR	TEAM	GP	GS	NO.	YDS.	AVG.	L	TD
1978	Det.	16	16	0	0	0.0	0	0
1979	Det.	16	16	0	0	0.0	0	0
1980	Det.	15	15	1	0	0.0	0	0
1981	Det.	11	11	1	9	9.0	9	0
Total		58	58	2	9	4.5	9	0

## BAKER, cont'd

in 1979 and 18 in 1980 . . . Totals 67 sacks in his 58-game NFL career . . . Elected a starter in the Pro Bowl and NFL lineman of the year as a rookie . . . Best rookie year game was a five-sack performance against Tampa Bay.

**College** — An All-Western Athletic Conference selection in both 1976 and 1977 . . . Picked up 20 sacks and 78 tackles during his senior year . . . Also a standout performer on the CSU basketball squad.

**Personal** — Given the nickname "Bubba" in college . . . His football playground as a youngster in Newark, N.J. was a graveyard . . . Attended Weequahic High . . . Single and lives in suburban Detroit.


## 76 ★ KARL BALDISCHWILER

**Offensive Tackle — Oklahoma — 5th Year**  
Ht. 6-5 Wt. 265 — Drafted '78, 7th round (Miami)  
Born: Okmulgee, Okla., Jan 19, 1956

**Pro Career** — Started all 16 games for the third straight season . . . In fact, hasn't missed a start since the second game of 1978, his rookie season . . . Has 63 starts in his 64-game pro career . . . Came to the Lions in August, 1978 for a 10th round draft choice from Miami . . . Instrumental in helping Detroit to the NFL rushing championship (2,795 yards) in 1981 . . . One of the Lions' most durable performers.

**College** — A three-year starter with the wishbone offense of Oklahoma . . . Elected All-Big Eight in his senior season . . . Blocked for a young runner named Billy Sims during 1977, Karl's last collegiate campaign . . . Played in two Orange Bowls and one Fiesta Bowl.

**Personal** — A national finalist in the Punt, Pass & Kick competition when he was 10 years old . . . Attended Okmulgee High . . . Lives in Oklahoma City with his wife, Debra, and son, Matthew.




## 73 ★ RUSS BOLINGER

**Offensive Guard — Long Beach State — 6th Year**  
Ht. 6-5 Wt. 255 — Drafted '76, 3rd round  
Born: Wichita, Kan., Sept. 10, 1954

**Pro Career** — Led all offensive players in minutes played last fall with 483.0 . . . Started all 16 games as the veteran member of a cohesive front line . . . Started all but one contest in 1980, while appearing in all 16 . . . Opened seven games as a 1976 rookie and all 14 in 1977 before a knee injury forced him to miss the entire 1978 campaign . . . Career starts total 68 . . . Has played both guard and tackle for the Lions . . . Voted to the NFL All-Rookie second team by the Pro Football Writers in 1976.

**College** — Played tackle and tight end in college . . . Caught eight passes in 1974 . . . A fine athlete, who earned six letters in football and basketball at Lompoc High School.

**Personal** — Has appeared in a couple of football films, including "North Dallas Forty" . . . He lives in Issaquah, Wash., with his wife, Paula, and son, Joseph.



## 24 ★ DEXTER BUSSEY



**Running Back — Texas Arlington — 9th Year**  
**Ht. 6-1 Wt. 210 — Drafted '74, 3rd round**  
**Born: Dallas, Tex., Mar. 11, 1952**

**Pro Career** — Became the Lions all-time leading rusher last Sept. 27 at the Pontiac Silverdome against Oakland . . . Surpassed the previous record holder, Altie Taylor, with 446 yards on 105 carries last fall . . . Has bettered Taylor's yardage mark, but is still 99 attempts short of Altie's other career mark . . . Could become the first Lion ever to rush for over 5,000 yards . . . He needs 371 this fall . . . Started 15 of his 16 appearances . . . Pushed into the Top-25 on the Lions longevity log and has now appeared in 110 contests for Detroit . . . Dexter's 4.3 yards per rush is one of the finest career stats ever achieved by a Lion . . . Led Detroit in rushing four out of five seasons prior to the arrival of Billy Sims . . . Switched to fullback in 1980 to make room for Sims, making the move in his normal "class" style . . . Has five 100-yard games to his credit . . . His best career day was 150 yards against New Orleans in 1977.


**College** — Picked up over 3,000 yards in total offense during college . . . Chosen to the all-Southland Conference team as a junior and senior.

**Personal** — One of those chosen Michiganian of the Year in 1982 . . . Also awarded the Lions Man of the Year honor last fall by the fans . . . Employed at GM Truck and Coach during the off season . . . Lives in suburban Detroit with his wife, Kay, and children, Cobey, Atiya and Aamira.

YEAR	TEAM	RUSHING						RECEIVING					
		GP	GS	NO.	YDS.	AVG.	L	TD	NO.	YDS.	AVG.	L	TD
1974	Det.	11	0	9	22	2.4	9	0	4	24	6.0	0	0
1975	Det.	13	13	157	696	4.4	32t	2	14	175	12.5	65t	2
1976	Det.	14	13	196	858	4.4	46	3	28	218	7.8	27	0
1977	Det.	8	4	85	338	4.0	31	4	11	116	10.5	39	1
1978	Det.	16	16	225	924	4.1	36	5	31	175	8.9	18	1
1979	Det.	16	10	144	625	4.3	38	1	15	102	6.8	22	0
1980	Det.	16	16	145	720	5.0	40	3	39	364	9.3	30	0
1981	Det.	16	15	105	446	4.3	23	0	18	92	5.1	16	0
Total		110	87	1066	4629*	4.3	46	18	160	1366	8.5	65t	4

\*Lions record

## 31 ★ KEN CALLICUTT



**Defensive Back — Clemson — 5th Year**  
**Ht. 6-0 Wt. 190 — Free Agent '78 (Detroit)**  
**Born: Chester, S.C., Aug. 20, 1955**

**Pro Career** — Will take a shot at defensive back this year . . . He and the coaches agreed to the switch last April at the Lions veterans camp . . . Listed as a running back the last four years, but his main contribution has been on special teams . . . Voted the club's special teams MVP in 1981, the first recipient of the new award . . . Outstanding on both the coverage and return teams . . . Overlooked in the 1978 draft, he impressed Lion coaches with his drive and hustle during training camp that year . . . Has appeared in 58 games for Detroit, including all 16 last fall . . . Credited with some 17 tackles covering kicks last year.

**College** — Finished career as Clemson's third all-time leading rusher with 2,256 yards . . . Biggest day was 197 yards and three TDs against North Carolina in 1974 . . . Also threw for a 69-yard score in the same game.

**Personal** — An All-State athlete at Chester, S.C. High . . . Lives in the Detroit area.


## 53 ★ GARRY COBB

**Linebacker — Southern California — 4th Year**  
**Ht. 6-2 Wt. 220 — Drafted '79, 9th round (Dallas)**  
**Born: Stamford, Conn., Mar. 16, 1957**

**Pro Career** — Earned a starting outside linebacker spot last year and became an outstanding addition to the defense . . . Finished second in tackles with 127, intercepted three passes, sacked the quarterback 2½ times and recovered two fumbles . . . Started all 16 games . . . Also continued to play a key role on the club's special teams . . . Led all Detroiters in minutes played with 503.9 . . . One of the most dedicated players on the team . . . Voted "Lifter of the Year" in 1980 for his fine work in the Lions weight room . . . Signed Oct. 24, 1979 as a free agent . . . Has not missed a game since . . . Biggest moment last year may have been 19-yard reception of punter Tom Skladany's fourth down surprise pass against Dallas . . . Came up with his first career interceptions against Tampa Bay, Oct. 4, Dallas, Nov. 15, and Chicago, Nov. 22.

**College** — Played both inside and outside linebacker at USC . . . Called one of the Trojans most consistent and intelligent players by Coach John Robinson.

**Personal** — Has gained some local TV experience, appearing in some public service announcements . . . Lives in suburban Detroit with his wife, Gwen; daughter, Allie; and son, Garry Jr.



### INTERCEPTIONS

YEAR	TEAM	GP	GS	NO.	YDS.	AVG.	L	TD
1979	Det.	8	0	0	0	0.0	0	0
1980	Det.	16	0	0	0	0.0	0	0
1981	Det.	16	16	3	32	10.7	17	0
Total		40	16	3	32	10.7	17	0


## 77 ★ CURLEY CULP

**Defensive Tackle — Arizona State**  
**14th Year (2nd with Lions)**  
**Ht. 6-1 Wt. 265 — Drafted '68, 2nd round (Denver)**  
**Born: Yuma, Ariz., Oct. 10, 1946**

**Pro Career** — Came to the Lions as a free agent, Dec. 3, 1980 . . . Played in the final three games of that season, starting the last two . . . Rejoined the club last year, but was sidelined by an injury just two games into the season . . . Spent the remaining games on the injured reserve . . . Has appeared in 179 NFL games, most with Kansas City (1968-74) and Houston (1974-80) . . . A Pro Bowler in 1971, '75, '76, '77 and '78 . . . Played for the victorious Chiefs in Super Bowl IV . . . Pro stats include one interception and 13 fumble recoveries, including one for a touchdown in 1975.


**College** — All-America selection in both football and wrestling . . . Won 1968 NCAA heavyweight title . . . Three-time WAC wrestling champion.

**Personal** — Active with various charities in the Houston area . . . Still lives in Houston, with wife, Collette, and sons, Christopher and Chad.



## 16 ★ GARY DANIELSON

**Quarterback — Purdue — 6th Year**  
**Ht. 6-2 Wt. 195 — Free Agent '76 (Detroit)**  
**Born: Detroit, Mich., Sept. 10, 1951**



**Pro Career** — Started the first four games before injuring his left hand, Sept. 27, against Oakland . . . Missed the following ten games, seven on the injured reserve list, before returning to play in the final two contests . . . Threw for two touchdowns and ran for two others prior to the injury . . . Against the Vikings, Dec. 12, he came back to throw a scoring pass to rookie Tracy Porter, late in the Lions 45-7 victory . . . Set new Detroit record for passes attempted (417), completed (244) and passing yardage (3,223) while starting all 16 games in 1980 . . . This followed his sitting out all of 1979 with a knee injury . . . Came back to become the NFC's fifth leading passer in 1980 . . . Gary's career attempts, completions and yardage all stand fifth on the Lions all-time passing lists . . . He also started the last two games of 1977 . . . His finest career day was Dec. 14, 1980, when he completed 29 of 44 for 360 yards, the third highest total in Detroit history . . . Another big day was Dec. 9, 1978, when he tossed a team record five touchdown passes against Minnesota.


**College** — One of the Big Ten's best percentage passers at Purdue . . . Passed over in the draft and went on to the World Football League, where he played in 1974.

**Personal** — Was working in a sheet metal plant when the Lions signed him as a free agent in 1976 . . . A hometown favorite since he led Dearborn Divine Child High School to the 1968 Michigan State Championship . . . Spent much of the off-season as a sportscaster for WDIV-TV in Detroit . . . Lives in suburban Detroit with his wife, Kristie, daughters, Kelly Ann and Tracy, and son, Matthew.

YEAR	TEAM	PASSING						RUSHING							
		GP	GS	ATT.	COMP.	AVG.	YDS.	L	TD	INT.	ATT.	YDS.	AVG.	L	TD
1976	Det.	1	0	0	0	0.0	0	0	0	0	0	0	0.0	0	0
1977	Det.	14	2	100	42	42.0	445	61	1	5	7	62	8.9	16	0
1978	Det.	16	11	351	199	56.7	2294	47	18	17	22	93	4.2	25	0
1979	Det.	0	0	0	0	0.0	0	0	0	0	0	0	0.0	0	0
1980	Det.	16	16	417*	244*	58.5	3223*	87t	13	11	48	232	4.8	33	2
1981	Det.	6	4	96	56	58.3	784	45	3	5	9	23	2.6	11	2
<b>Total</b>		<b>53</b>	<b>33</b>	<b>964</b>	<b>541</b>	<b>56.1</b>	<b>6746</b>	<b>87t</b>	<b>35</b>	<b>38</b>	<b>86</b>	<b>410</b>	<b>4.8</b>	<b>33</b>	<b>4</b>

\*Lions record

## 72 ★ CHRIS DIETERICH



**Offensive Tackle — North Carolina State — 3rd Year**  
**Ht. 6-3 Wt. 269 — Drafted '80, 6th round**  
**Born: Freeport, N.Y., July 27, 1958**

**Pro Career** — Played in the first seven games last fall before sidelined and eventually placed on injured reserve . . . Was being used extensively on a rotation basis at tackle, shuttling in and out with Baldschwiler and Dorney . . . Started in three of his eight appearances as a rookie in 1980 . . . Returned to the team that year after being released in training camp . . . Has excellent special teams talent and reserve strength . . . Could challenge for a starting spot if he can stay away from injuries.

**College** — An honorable mention to the AP All-America squad . . . First team All-ACC in each of his last two years . . . A tackle in 1978 and guard in 1979 . . . Also a starter during his sophomore season when N.C. State won the conference rushing crown.

**Personal** — Makes his home in Stony Brook, N.Y. and is single.


## 70 ★ KEITH DORNEY

**Offensive Tackle — Penn State — 4th Year**  
**Ht. 6-5 Wt. 265 — Drafted '79, 1st round**  
**Born: Macungie, Pa., Dec. 3, 1957**

**Pro Career** — Returned from 1980 surgery to start all 16 games in 1981 . . . Youngest of the starting five and one of the prime reasons for the Lions NFL rushing high . . . In 1980, he started the first six, was hurt, then returned to start the final two games . . . Detroit won seven of the eight contests Dorney opened . . . Started all 16 as a rookie and won All-Rookie team honors from the Pro Football Writers . . . Last year, he was voted first team All-NFC by College and Pro Football Weekly and by the UPI . . . Named "Lifter of the Year" in 1981 . . . Certainly solidified the Lions offensive line with his arrival.

**College** — Elected to no less than 10 All-America teams as a senior . . . Also an All-Academic first team choice . . . Started three years for Penn State, first as a center, then as a tackle in his junior and senior seasons.

**Personal** — An insurance and real estate major with a 3.33 grade point average in college . . . Recently moved to San Juan Capistrano, Ca. from Irvine . . . Single.




## 74 ★ JOE EHRMANN

**Defensive Tackle — Syracuse — 10th Year**  
**(2nd with Lions)**  
**Ht. 6-3 Wt. 250 — Drafted '73, 1st round (Baltimore)**  
**Born: Buffalo, N.Y., Mar. 29, 1949**

**Pro Career** — Claimed by the Lions off waivers from Baltimore on July 20, 1981 . . . Started the first contest against San Francisco, but suffered a ruptured bicep in the game . . . Went on injured reserve for 12 weeks . . . Returned to play in the last three games . . . Started the finale against Tampa Bay . . . A strong, impressive performer who opened his career with Baltimore in 1973 . . . Played in 108 regular season games for the Colts, including 72 starts . . . Played in 46 straight games from 1974 to 1977 . . . Selected to play in the Pro Bowl following the 1976 season . . . Also voted All-AFC by the UPI that year . . . Started throughout the Colts three-year reign as AFC East Champs . . . Worked with Lion coach Ed Khayat at Baltimore.

**College** — Was a three-year starter at Syracuse during 1969, 1970, and 1972 . . . Earned All-America honors, as he led the school in tackles and sacks . . . Also played two years of lacrosse during college.

**Personal** — In his first year of studies at the Dallas Theological Seminary . . . Hopes to enter the ministry . . . Spearheaded the construction of a Ronald McDonald House in Baltimore in memory of his brother Billy who died of cancer in 1978 . . . Selected as the Colts Man of the Year in 1980 . . . Attended Riverside High School . . . He and his wife, Peaches, live in Dallas, Tex.




### LION HOTELS ON THE ROAD

Cincinnati — Westin  
Buffalo — Marriott  
Los Angeles — Marriott  
Miami — Marriott  
Buffalo — Marriott

Minnesota — Marquette  
Philadelphia — Cherry Hill Hyatt  
Chicago — Westin  
Green Bay — Ramada Inn  
Tampa Bay — Bay Harbor Inn

## 61 ★ HOMER ELIAS




**Offensive Guard — Tennessee State — 5th Year**  
**Ht. 6-3 Wt. 255 — Drafted '78, 4th round**  
**Born: Ft. Benning, Ga., May 1, 1955**

**Pro Career** — One of Detroit's most effective blockers, especially as a pulling guard . . . Took over Dorney's right tackle spot when Keith was injured in 1980 . . . A very unselfish and team-minded player . . . Started all 16 last fall, just as he did as a rookie in 1978 . . . Missed one start in 1979 and three in 1980 because of injury . . . Has appeared in 61 Detroit games, with starts in 60 . . . Injury-free season last year provided Detroit with the cohesiveness needed for its NFL rushing leadership.

**College** — One of the finest athletes to come out of Tennessee State . . . Started three of the four years he lettered . . . School won the small college championship from Grambling.

**Personal** — Tagged with the nickname "Sugar Bear" during college . . . Attended Mount Olive High School . . . Lives in the Detroit area with wife, Lenora, and son, Jason.

## 78 ★ DOUG ENGLISH




**Defensive Tackle — Texas — 7th Year**  
**Ht. 6-5 Wt. 260 — Drafted '75, 2nd round**  
**Born: Dallas, Tex., Aug. 25, 1953**

**Pro Career** — Returned from a season in the oil business to gain his first Pro Bowl start last January in Honolulu . . . Voted All-NFL by NEA and Pro Football Weekly . . . Finished fifth in tackles with 89, tied for second in sacks with 10 and led the club with three fumble recoveries . . . Led the Lions in two great defensive performances last fall, the 16-0 shutout of Oakland and a 23-7 victory at Chicago in which the Lions held the Bears to just 24 yards in total offense . . . Took a year off following an outstanding 1979 campaign in which he was voted the team's defensive MVP . . . Credited with 90 solo tackles and 6½ sacks that year . . . Has appeared in 81 games for Detroit, with starts in 64 . . . Started all 16 last fall . . . Has missed just two starts since 1977 . . . Played in all 14 as a rookie in 1975, then missed much of the 1976 season with an injury . . . Finest career game could be 1978 Thanksgiving Day contest, when he sacked Denver quarterbacks four times.

**College** — Helped Texas to three Southwestern Conference titles . . . Chosen to the all-conference team by both wire services.

**Personal** — Still involved with the oil business during the off-season . . . Attended Bryan Adams High School . . . Doug was the Lions player representative before sitting out the 1980 season . . . Single and lives in Austin, Tex.




## 57 ★ KEN FANTETTI

**Linebacker — Wyoming — 4th Year**  
**Ht. 6-2 Wt. 230 — Drafted '79, 2nd round**  
**Born: Toledo, Ore., Apr. 7, 1957**

**Pro Career** — Has started the last 40 consecutive Lion games at middle linebacker . . . Took over the spot in the ninth week of his rookie campaign in 1979 . . . Led the club in tackles for the second straight season, accounting for 148 last fall . . . Picked up 85 solos and 45 assists in 1980 . . . Picked off two interceptions last year, after earning his first in 1980 . . . Returned a steal 17 yards against Minnesota, Dec. 12 . . . Finished third in tackles as a rookie with 68 solo, 51 of which came in the final eight weeks . . . Has averaged around six tackles a game since becoming a Lion . . . Also a valuable man on special teams coverage . . . Has yet to miss a game with Detroit.

**College** — Voted the WAC Defensive Player of the Year during his senior season . . . Chosen first team All-America by the Pro Football Writers . . . Totalled 227 tackles during his final two seasons . . . Had one 22-tackle performance against Utah.

**Personal** — Majored in communications at Wyoming . . . Attended Gresham High School . . . Lives in the Detroit area with his wife, Ruthie Ann, and daughters, Kendra and Koriena.



### INTERCEPTIONS

YEAR	TEAM	GP	GS	NO.	YDS.	AVG.	L	TD
1979	Det.	16	8	0	0	0.0	0	0
1980	Det.	16	16	1	10	10.0	10	0
1981	Det.	16	16	2	18	9.0	17	0
Total		48	40	3	28	9.3	17	0


## 65 ★ AMOS FOWLER

**Center — Southern Mississippi — 5th Year**  
**Ht. 6-3 Wt. 250 — Drafted '78, 5th round**  
**Born: Pensacola, Fla., Feb. 11, 1956**

**Pro Career** — Played and started in every game for Detroit last year . . . Became the team's starting center in 1980 after opening his pro career as a guard . . . Missed three games because of injury in 1980 . . . Played in 13, many while still suffering the effects of a small broken bone in his leg . . . Played in all 16 games as a rookie in 1978 . . . Appeared in 12 with a start in one during 1979 . . . Totals include 57 appearances and 29 starts . . . Recovered three fumbles last year.


**College** — Joined his college team as a walk-on . . . Went on to earn three letters . . . Played all three offensive line positions with Southern Mississippi . . . Selected as Northwest Florida's Outstanding College Athlete.

**Personal** — A brother, Larry, also played football at Southern Mississippi . . . Lives in suburban Detroit with wife, Susie, and daughter, Monica Lee.



**THE 1981 LIONS HI-LIGHT FILM, sponsored by the Stroh Brewery Co., is available free of charge for group showings by calling 567-6667 or 335-4131.**

## 71 ★ STEVE FURNESS



**Defensive Tackle — Rhode Island**

**11th Year (2nd with Lions)**

**Ht. 6-4 Wt. 248 — Drafted '72, 5th round (Pittsburgh)**


**Born: Providence, R.I., Dec. 5, 1950**

**Pro Career** — Joined the Lions Sept. 22 as a free agent . . . Took Curley Culp's spot on the roster after Culp's injury . . . Played in nine games while starting two for the '81 Lions . . . Came up with 2½ sacks . . . Both 1981 starts came against Green Bay . . . Started all 16 games for Pittsburgh in 1980 . . . Totalled 97 game appearances and 49 starts for the Steelers . . . His 32 career sacks were third among active Steelers . . . Played in all four Pittsburgh Super Bowl appearances . . . He is the first Lion player from the University of Rhode Island.

**College** — Played fullback, tight end and offensive tackle while in college . . . All-New England and All-Yankee Conference as a senior . . . Also lettered in track . . . Passed up 1972 Olympic trials as a hammer thrower to pursue pro football career.

**Personal** — Has studied at the Columbia School of Broadcasting . . . Active in Pittsburgh area charities . . . Attended Bishop Hendricken High in Warwick, R.I. . . He and his wife, Debbie, and son, Zachary, live in McMurray, Pa.

## 79 ★ WILLIAM GAY



**Defensive Tackle — Southern California — 5th Year**

**Ht. 6-3 Wt. 250 — Drafted '78, 2nd round (Denver)**

**Born: San Francisco, Ca., May 28, 1955**

**Pro Career** — Came on to start the final 14 games, winning the starting left tackle position in the third week . . . Finished third on the club with 94 tackles and third in sacks with seven . . . Has become an imposing force in the front four . . . Came to the Lions in a 1978 trade with Denver for Charlie West . . . Drafted as a tight end, but converted to the defensive line by the Lions . . . Filled in here and there during his first two seasons on defense . . . Originally taught the defensive end position, he was pressed into service last year at tackle . . . Started nine games, including the last eight straight, while playing in all 16 during 1980 . . . In 1979, he appeared in 15 and started two . . . Also appeared in all 16 during his rookie season of 1978 . . . Fell on a fumble in the end zone at New England for his only professional score in 1979 . . . Also blocked an extra point at Los Angeles in 1980 . . . Has 63 career appearances and 25 starts.

**College** — Led USC in minutes played during his last two years . . . Transferred from San Diego J.C., where he was used as a linebacker.

**Personal** — Attended Herbert Hoover High in San Diego, Ca. . . Lives in the Detroit area with wife, Gwen, and son, Ruben.

### BEFORE THEY WERE THE LIONS

Detroit Heralds, 1920-21  
(1920: no standings kept)  
(1921: 1-7-1)  
Detroit Panthers, 1925-26  
(1925: 8-2-2)  
(1926: 4-6-2)  
Detroit Wolverines, 1928  
(1928: 7-2-1)

Portsmouth Spartans, 1930-33  
(1930: 5-6-3)  
(1931: 11-3-0)  
(1931: 11-3-0)  
(1932: 6-2-4)  
(1933: 6-5-0)  
DETROIT LIONS, 1934-


## 66 ★ TOM GINN

**Offensive Guard — Arkansas — 3rd Year**  
**Ht. 6-3 Wt. 255 — Drafted '80, 5th round**  
**Born: Scotia, Ca., Jan. 25, 1958**

**Pro Career** — Appeared in 12 games for the Lions last year, all in relief roles . . . Proved his versatility in 1980, when he filled in for injured veterans . . . Started three games at center, and two at guard . . . Appeared in 14 games overall as a rookie . . . Gained valuable experience and all-rookie mention for his work in 1980 . . . Has earned a top spot with the Lions kick coverage teams.

**College** — Helped Arkansas to the Southwest Conference title in 1979 . . . A co-captain with the Razorbacks . . . Awarded three varsity letters while playing both guard and center.

**Personal** — Lives in Fayetteville, Ark., with his wife, Charlotte . . . Attended Berryville High School.




## 26 ★ HECTOR GRAY

**Defensive Back — Florida State — 2nd Year**  
**Ht. 6-1 Wt. 197 — Free Agent '81 (Detroit)**  
**Born: Miami, Fla., Jan. 2, 1957**

**Pro Career** — Played in all 16 contests after being signed Aug. 13 . . . Started at cornerback for the injured James Hunter in four games from Oct. 25 through Nov. 15 last fall . . . Intercepted his first pro pass in Detroit's big 45-7 win over Minnesota Dec. 12 . . . Credited with 32 tackles and impressed Lion coaches with his play . . . Spent some time in Detroit's 1980 training camp, but was released . . . Has been a regular participant in Detroit's off-season conditioning program.

**College** — Lettered in 1978 and 1979 at Florida State . . . Played in the 1980 Orange Bowl game against Billy Sims and Oklahoma.

**Personal** — Attended Miami Springs High where he played basketball and football . . . Earned his college degree in 1980 . . . Single and lives in Miami.



### INTERCEPTIONS

YEAR	TEAM	GP	GS	NO.	YDS.	AVG.	L	TD
1981	Det.	16	4	1	0	0.0	0	0


## 62 ★ CURTIS GREEN

**Defensive End — Alabama State — 2nd Year**  
**Ht. 6-3 Wt. 256 — Drafted '81, 2nd round**  
**Born: Quincy, Fla., June 3, 1957**


**Pro Career** — An all-rookie selection who was credited with three sacks and a fumble recovery in his first season . . . Credited with 42 tackles . . . Appeared in 14 games, starting four . . . Opened games at San Diego, at Minnesota, at Los Angeles and against Minnesota at the Silverdome . . . Has 4.7 speed and experience at both end and tackle . . . Coaches feel he could develop into one of the League's finest pass rushers.

**College** — Had 20 sacks and 253 tackles in three seasons at Alabama State . . . Failed to miss a game during his career . . . Earned nine tackles, four assists and a sack in the Blue-Gray Classic, where he also played some outside linebacker.

**Personal** — A defensive end and outside linebacker with the football team and a forward with the basketball squad at Shanks High in Quincy . . . Single and lives in Quincy.



## 35 ★ ALVIN HALL



**Defensive Back — Miami (Ohio) — 2nd Year**  
**Ht. 5-10 Wt. 193 — Free Agent '81 (Detroit)**  
**Born: Dayton, Ohio, Aug. 12, 1958**

**Pro Career** — Came from nowhere to land a spot as Detroit fifth back in the nickel defense last year . . . Invited to try out in the May 1981 "Gong Show" . . . Made the 45-man roster and played in all 16 games . . . Intercepted a pass at Denver and returned it 60 yards for a touchdown, Detroit's only such score in 1981 . . . Also led the club in kickoff returns, running back 25 for 525 yards; a 21-yard average . . . Credited with 36 tackles, including an incredible 12 at Washington, Nov. 8 . . . Tried out with Cleveland in 1980, but was one of the Browns final cuts.


**College** — Passed over in the 1980 draft after a fine, four-year career at Miami (Ohio) . . . Earned his degree last May.

**Personal** — He and his wife, Shari, recently moved to the Detroit area . . . They are the parents of a daughter, Candy.

### INTERCEPTIONS

YEAR	TEAM	GP	GS	NO.	YDS.	AVG.	L	TD
1981	Det.	16	0	1	60	60.0	60t	1

## 51 ★ JAMES HARRELL




**Linebacker — Florida — 4th Year**  
**Ht. 6-2 Wt. 215 — Free Agent '79 (Denver)**  
**Born: Tampa, Fla., July 19, 1957**

**Pro Career** — Appeared in every game last year for Detroit, primarily on special teams . . . Also has starting potential . . . Opened the last eight games for the Lions in 1979 as right side linebacker . . . Played in five contests in 1980 before going on injured reserve for the remainder of the season . . . Has 30 games played and eight starts . . . Credited with 22 tackles last year . . . Overlooked in the 1979 draft, he came on to record 62 solo and 35 assisted tackles as a rookie . . . Came to the Lions on waivers from Denver.

**College** — Never started a game for Florida, though his coach, Doug Dickey, said he could be a first stringer just about anywhere else in the country . . . Spent most of his college years as a special teamer.

**Personal** — Lives in the Detroit area with his wife, Shirley.




## 81 ★ DAVID HILL

**Tight end — Texas A&I — 7th Year**  
**Ht. 6-2 Wt. 230 — Drafted '76, 2nd round**  
**Born: San Antonio, Tex., Jan. 1, 1954**

**Pro Career** — Missed his first game as a Lion last fall . . . Sat out the Nov. 22 contest at Chicago with an injury . . . He had appeared in 87 straight since joining the Lions in 1976 . . . Finished second on the team in receiving, catching 33 for 462 yards and four TDs . . . Tied for fifth in scoring . . . Started all 15 of his game appearances last fall . . . Played for the NFC in two Pro Bowls following the 1978 and 1979 seasons . . . Caught a touchdown for the victorious NFC in the 1980 contest . . . Led the club in receiving during 1978, when he caught a team record (for a tight end) 53 passes . . . Replaced the great Charlie Sanders in the Detroit offense that year . . . An All-Rookie selection after catching five TDs in 1976.

**College** — An All-America choice at Texas A&I . . . Caught 21 touchdowns during his collegiate career.

**Personal** — Worked as a TV cameraman for a local Detroit station a few years ago . . . majored in journalism at Texas A&I . . . Attended Highlands High School . . . Lives in suburban Detroit with his wife, Ann, and son, Aaron.




### RECEIVING

YEAR	TEAM	GP	GS	NO.	YDS.	AVG.	L	TD	
1976	Det.	14	5	19	249	13.1	27t	5	
1977	Det.	14	12	32	465	11.5	61t	2	
1978	Det.	16	16	53	633	11.9	32	4	
1979	Det.	16	15	47	569	12.1	34	3	
1980	Det.	16	16	39	424	10.9	29	1	
1981	Det.	15	15	33	462	14.0	34	4	
<b>Total</b>			91	79	223	2802	12.6	61t	19

## 17 ★ ERIC HIPPLE

**Quarterback — Utah State — 3rd Year**  
**Ht. 6-1 Wt. 196 — Drafted '80, 4th round**  
**Born: Lubbock, Tex., Sept. 16, 1957**

**Pro Career** — Enjoyed a storybook season in 1981, coming from third string to starter and leading Detroit to six wins in its last 10 games . . . Made his professional starting debut on national television, Monday night, Oct. 19 against Chicago at the Silverdome . . . Threw for four touchdowns and ran for two others as he accounted for each and every Lion score in Detroit's 48-17 victory . . . Completed 14 of 25 for a season high 336 yards on the evening . . . His work truly turned the club's season around, taking Detroit to the brink of the playoffs . . . When he was asked to start in the season's seventh week, the Lions were 2-4 and without the services of No. 1 quarterback Gary Danielson and top runner Billy Sims . . . Threw for 14 TDs and ran for seven more to lead all NFL quarterbacks in rushing scores . . . His 94-yard touchdown to Leonard Thompson during his debut against Chicago was the third longest in club history . . . Only three Lion quarterbacks have had better days, let alone debuts . . . Was voted offensive MVP by his teammates . . . Accounted for at least one score in all but one of his starts . . . Hadn't thrown a pass in the NFL prior to last year . . . Nothing more than a holder in his first season . . . His yardage total of 2,358 yards was the fifth best single season mark in



*(continued)*

### PASSING

### RUSHING

YEAR	TEAM	GP	PASSING				RUSHING									
			GS	ATT.	COMP.	AVG.	YDS.	L	TD	INT.	ATT.	YDS.	AVG.	L	TD	
1980	Det.	15	0	0	0	0.0	0	0	0	0	0	0.0	0	0		
1981	Det.	16	10	279	140	50.2	2358	94t	14	15	41	168	4.1	18	7	
<b>Total</b>			31	10	279	140	50.2	2358	94t	14	15	41	168	4.1	18	7


## HIPPLE, cont'd.

Detroit history.

**College** — A four-year starter who helped his school to conference co-championships in 1978 and 1979 . . . Career totals included 459 completions, 850 attempts, 6,073 yards and 34 touchdowns . . . Ranked sixth in the NCAA and first in the PCAA with 1,924 yards as a senior.

**Personal** — Graduated with a degree in business administration . . . Attended Warren High in Downey, Ca. . . Lives in the Detroit area with his wife, Jann, and daughter, Erica.

## 28 ★ JAMES HUNTER



**Defensive Back — Grambling — 7th Year**  
**Ht. 6-2 Wt. 195 — Drafted '76, 1st round**  
**Born: Silsbee, Tex., Mar. 8, 1954**


**Pro Career** — Bothered by an injury last season and missed four games in mid-season . . . Started the 12 games he appeared in at cornerback . . . Intercepted a key pass at Chicago, Nov. 22, to set up Detroit's first score . . . Credited with 43 tackles and a fumble recovery . . . Has started every game he's appeared in since 1978 . . . Tied for team leadership in interceptions during 1980 with six . . . Top year was his rookie season when he picked off seven passes, returning one 39 yards for a touchdown . . . First Lion ever to come out of Grambling . . . Detroit's first choice in the 1976 draft.

**College** — Chosen to 10 different All-America squads . . . Collected 26 interceptions during his career . . . Member of a Grambling team which featured nine All-America selections.

**Personal** — Nickname is "Hound Dog" . . . Attended Silsbee High in his hometown . . . Married and lives in the Detroit area with his wife, Emmalene, and son, Javin.

### INTERCEPTIONS

YEAR	TEAM	GP	GS	NO.	YDS.	AVG.	L	TD
1976	Det.	13	8	7	120	17.1	39t	1
1977	Det.	14	14	6	104	17.3	26	0
1978	Det.	9	5	2	-4	-4.0	-4	0
1979	Det.	15	15	3	6	2.0	6	0
1980	Det.	16	16	6	20	3.3	13	0
1981	Det.	12	12	1	-3	-3.0	-3	0
Total		79	70	25	243	9.7	39t	1




## 32 ★ RICK KANE

**Running Back — San Jose State — 6th Year**  
**Ht. 6-0 Wt. 200 — Drafted '77, 3rd round**  
**Born: Lincoln, Neb., Nov. 12, 1954**

**Pro Career** — Performed an admirable feat last year, filling in for the injured Billy Sims during two important mid-season games . . . With Sims on the bench nursing an injury, Oct. 19, Kane started and gained 101 yards on 20 carries, plus caught a scoring pass, against Chicago . . . He also opened against Green Bay the following week and picked up 80 yards on 21 attempts . . . Detroit won both contests . . . Played in all 16 last year . . . Has missed just one game since joining the Lions in 1977 . . . Started the last six contests in 1979 . . . First 100-yard day came during his fine rookie season . . . Gained 105 yards against San Diego, Nov. 6, 1977, while scoring two TDs . . . Has also returned kicks and worked extensively with special teams.

**College** — Became San Jose State's first 1,000-yard rusher with 1,144 in 1975 as a junior . . . Student employment included work as a locker room guard during Monte Clark's year as coach of the San Francisco 49ers in 1976.

**Personal** — Attended Amador Valley High in Concord, Ca. . . Lives in the Detroit area with his wife, Jan.



YEAR	TEAM	RUSHING							RECEIVING				
		GP	GS	NO.	YDS.	AVG.	L	TD	NO.	YDS.	AVG.	L	TD
1977	Det.	14	6	124	421	3.4	35	4	18	186	10.3	20	0
1978	Det.	15	0	44	153	3.5	19	2	16	161	10.1	26	0
1979	Det.	16	6	94	332	3.5	26t	4	9	104	11.6	36	1
1980	Det.	16	0	31	125	4.0	22	0	5	26	5.2	9	0
1981	Det.	16	2	77	332	4.3	20	2	17	181	10.7	40	1
<b>Total</b>		<b>77</b>	<b>14</b>	<b>370</b>	<b>1363</b>	<b>3.7</b>	<b>35</b>	<b>12</b>	<b>65</b>	<b>658</b>	<b>10.1</b>	<b>40</b>	<b>2</b>


## 25 ★ HORACE KING

**Running Back — Georgia — 8th Year**  
**Ht. 5-10 Wt. 210 — Drafted '75, 6th round**  
**Born: Athens, Ga., Mar. 5, 1953**

**Pro Career** — Has appeared in every game for three straight years, including 1981 . . . Caught an important 17-yard scoring toss in the opening victory against San Francisco . . . An excellent receiver out of the backfield . . . His 180 receptions are tops among active Detroit backs . . . Best year was 1978, when he finished second on the team in rushing with 660 yards . . . Totalled 1,056 yards in total offense that season . . . Started all but one contest for the Lions in both 1977 and 1978 . . . His 75-yard TD run against Tampa Bay in 1978 is a Silverdome record . . . Also holds the club record for rushing attempts in a game: 32 against New England in 1976.


**College** — Scored 12 touchdowns during his senior season . . . Third leading scorer in the Southeast Conference in 1974 . . . Ran for 134 yards and scored four TDs on his best college day.

**Personal** — Attended Clarke Central High . . . Lives in suburban Detroit with his wife, Mitzi, and daughters, Kimberly and Danya.



YEAR	TEAM	RUSHING							RECEIVING				
		GP	GS	NO.	YDS.	AVG.	L	TD	NO.	YDS.	AVG.	L	TD
1975	Det.	14	0	61	260	4.3	26	2	13	81	6.2	29	0
1976	Det.	7	7	93	325	3.5	22	0	21	163	7.8	19	0
1977	Det.	14	13	155	521	3.4	34	1	40	238	6.0	30	0
1978	Det.	15	15	155	660	4.3	75t	4	48	396	8.3	34	2
1979	Det.	16	4	39	160	4.1	23	1	18	150	8.3	30	0
1980	Det.	16	0	18	57	3.2	8	1	19	184	9.7	29	1
1981	Det.	16	0	7	25	3.6	7	0	21	217	10.3	41	1
<b>Total</b>		<b>98</b>	<b>39</b>	<b>538</b>	<b>2008</b>	<b>3.7</b>	<b>75t</b>	<b>9</b>	<b>180</b>	<b>1429</b>	<b>7.9</b>	<b>41</b>	<b>4</b>

## 19 ★ JEFF KOMLO



**Quarterback — Delaware — 4th Year**  
**Ht. 6-2 Wt. 200 — Drafted '79, 9th round**  
**Born: Cheverly, Md., July 30, 1956**


**Pro Career** — Started two games last year and played in three . . . Came on when Gary Danielson injured his wrist against Oakland, Sept. 27 . . . Led the Lions to all 16 of their points in a 16-0 shutout . . . Completed 14 of 25 for 153 yards and a touchdown the following week at Tampa in a losing cause . . . Big year was 1979 when he took over the starting job in the second week after injuries felled No. 1 QB Danielson and No. 2 man Joe Reed . . . Started 14 of the 16 games that season . . . He threw for 2,238 yards, just 333 short of Jim Zorn's all-time NFL record for rookies . . . He also set a new single season attempts record (since broken) of 368.

**College** — Directed Delaware into the Small College National Championship game in 1978 . . . Set school records for season and career completions, attempts and yardage . . . Career yardage total was 5,417 . . . A Kodak first team All-America choice.

**Personal** — Attended DeMatha High . . . A stock broker during the off-season . . . Given first name is William . . . Involved locally in the March of Dimes . . . Lives in the Detroit suburbs with his wife, Jennifer.

YEAR	TEAM	PASSING										RUSHING			
		GP	GS	ATT.	COMP.	AVG.	YDS.	L	TD	INT.	ATT.	YDS.	AVG.	L	TD
1979	Det.	16	14	368	183	49.7	2238	40	11	23	31	105	3.4	16	2
1980	Det.	4	0	4	2	50.0	26	20	0	1	0	0	0.0	0	0
1981	Det.	3	2	57	29	50.9	290	46	1	3	6	3	0.5	5	0
Total		23	16	429	214	49.9	2554	46	12	27	37	108	2.9	16	2

## 64 ★ LARRY LEE



**Offensive Guard/Center — UCLA — 2nd Year**  
**Ht. 6-2 Wt. 274 — Drafted '81, 5th round**  
**Born: Dayton, Ohio, Sept. 10, 1959**

**Pro Career** — Played in all 16 games and was used both as a special teams center and on coverage and return teams . . . Even had an occasion to play some defense last fall when injuries and ejections reduced the number of defensive linemen . . . An eager and aggressive player . . . Looked on as a future snapper and possible guard replacement . . . Good feet and pulling ability . . . Anxious to contribute.

**College** — Became a starter at UCLA in 1978 and finished with 34 straight starts, a record for the school's offensive linemen . . . Recruited as a nose guard . . . He was the first Bruin recruited out of Ohio . . . First team All-Pac 10.

**Personal** — A football, track and wrestling letterman at Roth High School . . . A history major in college . . . Recently moved to the Pontiac area with his new wife, Daphne.

### LIONS ON RADIO

Bob Reynolds and Frank Beckmann will call the action for the 1982 Lions. WJR (760) Radio is the flagship for the 29-station Lions network, and will carry all but three games this fall. Conflicts with Tiger baseball will move the Lions to WWJ (950) Radio.


## 83 ★ ROBBIE MARTIN

**Wide Receiver — Cal Poly SLO — 2nd Year**  
**Ht. 5-9 Wt. 179 — Drafted '81, 4th round (Pittsburgh)**  
**Born: Los Angeles, Ca., Dec. 3, 1958**

**Pro Career** — Claimed off the waiver list from Pittsburgh, Aug. 26, 1981, and instantly became the club's prime return man on punts and kickoffs . . . Set a new single season club mark with 52 punt returns . . . PR yardage (450) was second on the club's single season list . . . Averaged 8.7 yards per punt return and scored on one memorable 45-yard jaunt against Minnesota, Dec. 12 . . . He also caught 25 kickoffs, returning them 509 yards for a 20.4 average . . . Also a contributor on kick coverage teams . . . Impressive performer who had his best days when the Lions most needed them.

**College** — A four-year starter as a kick returner and wide receiver . . . Voted Division II All-America by college coaches . . . Ranked third nationally in punt returns (22-292-13.3) and kickoff returns (21-544-25.9) . . . Set new career school records for receptions (117), yards (2,449) and TDs (19).

**Personal** — Single and lives in Orange, Ca.




## 3 ★ ED MURRAY

**Kicker — Tulane — 3rd Year**  
**Ht. 5-9 Wt. 164 — Drafted '80, 7th round**  
**Born: Halifax, Nova Scotia, Aug. 29, 1956**

**Pro Career** — Tied for the NFC scoring lead with 121 points . . . Led the conference in 1980 as a rookie with 116 tallies . . . Voted Pro Bowl MVP after kicking four field goals in January 1981 . . . Set a new Lion record with 46 extra points last fall, eclipsing Doak Walker's old mark of 43 in a season . . . His 25 1981 field goals fell two short of his own single season mark of 27 set in 1980 . . . Booted a 53-yarder against Chicago, Oct. 19, the second longest in Lion history . . . Made three of four outside the 50-yard line . . . Kicked five field goals against Green Bay, Sept. 14, 1980, in only his second pro game . . . His first NFL field goal was a season-long NFC high of 52 yards at Los Angeles, Sept. 7, 1980 . . . His 52 career field goals are already fourth on the Lions all-time list . . . Ed's point totals during his first two seasons stand second and third among all-time Detroit performances.

**College** — Set school records with 84 career PATs, 45 career field goals and 219 career points . . . Hit 62 straight extra points during his final two years . . . An all-conference choice in each of his four collegiate seasons.

**Personal** — Had his sights set on soccer before Tulane offered a football scholarship . . . Attended Spectrum High in Victoria, B.C. . . Lives in the Detroit area with his wife, Lynda, and son, Robert.




### SCORING

YEAR	TEAM	GP	TD	EPA	EP	FGA	FG	L	PTS.
1980	Det.	16	0	36	35	42	27*	52	116
1981	Det.	16	0	46	46*	35	25	53	121
Total		32	0	82	81	77	52	53	237

\* Lions record

## 86 ★ MARK NICHOLS



**Wide Receiver — San Jose State — 2nd Year**  
**Ht. 6-2 Wt. 213 — Drafted '81, 1st round**  
**Born: Bakersfield, Ca., Oct. 29, 1959**


**Pro Career** — Bothered by an assortment of injuries and could play in just 12 games last year . . . Hurt in training camp initially and never did recapture the starting job he was given during the start of summer work . . . Caught a six-yard touchdown pass from Hipple against Dallas, Nov. 15, which tied the game . . . Also caught long passes of 45, 59 and 48 yards . . . The 48-yard completion at Washington went to Redskins two-yard line as time ran out in the Lions 33-31 loss, Nov. 8 . . . Coaches feel he can regain outstanding form which led to his top placing in the draft.

**College** — Finished as the school's third all-time leading receiver with 1,217 yards on 48 catches and 16 touchdowns . . . Averaged almost 26 yards per catch . . . Transferred from Bakersfield J.C. following the 1978 season . . . Also ran track.

**Personal** — Attended East Bakersfield High . . . Single and lives in Bakersfield.

YEAR	TEAM	RECEIVING						RUSHING					
		GP	GS	NO.	YDS.	AVG.	L	TD	NO.	YDS.	AVG.	L	TD
1981	Det.	12	0	10	222	22.2	59	1	3	50	16.7	30	0

## 80 ★ ULYSSES NORRIS



**Tight End — Georgia — 4th Year**  
**Ht. 6-4 Wt. 230 — Drafted '79, 4th round**  
**Born: Monticello, Ga., Jan 15, 1957**

**Pro Career** — Won the starting tight end job prior to pre-season play, but an injury in the first summer game put him out of action . . . Never regained the spot and was primarily a back up . . . Appeared in 12 games, missing four on injured reserve after an emergency appendectomy, Sept. 18 . . . Started two games, Nov. 22 at Chicago for an injured David Hill, and the final contest, Dec. 20 against Tampa Bay . . . Has five starts in 44 games . . . Averaged 16.5 yards per catch last fall . . . His 18-yard reception against Dallas, Nov. 15, set up Ed Murray's winning field goal . . . Biggest pro day was in 1979 at Chicago when he caught three passes, including one for a score . . . Has been used successfully in the two-tight end alignment.

**College** — Started every game in his junior and senior seasons . . . Caught two TDs in his first college start . . . Also a varsity basketball player at Georgia in 1975 and '76.

**Personal** — Played baseball, basketball and football at Monticello High School . . . Lives in the Detroit area with his new wife, Eloise.

YEAR	TEAM	RECEIVING						L	TD
		GP	GS	NO.	YDS.	AVG.			
1979	Det.	16	2	4	43	13.8	34	1	
1980	Det.	16	1	0	0	0.0	0	0	
1981	Det.	12	2	8	132	16.5	34	0	
Total		44	5	12	175	14.6	34	1	

## 23 ★ RAY OLDHAM

**Defensive Back — Middle Tennessee**

10th Year (3rd with Lions)

Ht. 5-11 Wt. 192 — Drafted '73, 8th round (Baltimore)

Born: Gallatin, Tenn., Feb. 23, 1951

**Pro Career** — Started all 16 games last year and has now opened the last 28 straight games for Detroit at safety . . . Took part in two interceptions last year, both against Minnesota . . . Grabbed a Stan White lateral and returned it 10 yards at Bloomington, then picked off one of his own, Dec. 12, against Vikings . . . Finished second on the team in interceptions with three in 1980 . . . Joined the Lions July 16, 1980 on waivers from the Giants . . . Had two steals against Minnesota, Sept. 28, 1980, returning one 29 yards for a touchdown . . . Finished sixth on the team in tackles last fall with 88, tops among DBs . . . Spent five seasons at Baltimore before going to Pittsburgh in 1978 . . . Played in Super Bowl XIII . . . Went to New York in 1979 and started the final 11 games, intercepting two passes.

**College** — A four-year starter at safety and an All-Ohio Valley choice during his last three seasons . . . Intercepted 15 career passes and returned one 100 yards for a TD.

**Personal** — Attended Gallatin High . . . Nickname is Ray "Bob" . . . Given first name is "Donnie" . . . Has twice won the NFL Players' golf title and plays a one handicap . . . Lives in Signal Mountain, Tenn., with his wife, Rhonda.



### INTERCEPTIONS

YEAR	TEAM	GP	GS	NO.	YDS.	AVG.	L	TD
1973	Balt.	11	2	2	10	5.0	7	0
1974	Balt.	14	10	1	3	3.0	3	0
1975	Balt.	14	0	2	23	11.5	13	0
1976	Balt.	14	6	2	40	20.0	33	0
1977	Balt.	14	0	1	3	3.0	3	0
1978	Ba-Pitt	6	0	0	0	0.0	0	0
1979	N.Y.G.	15	11	2	4	2.0	4	0
1980	Det.	16	12	3	39	13.0	29†	1
1981	Det.	16	16	1	10	10.0	10	0
Total		120	57	14	132	9.4	33	1

## 89 ★ TRACY PORTER

**Wide Receiver — Louisiana State — 2nd Year**


Ht. 6-1 Wt. 196 — Drafted '81, 4th round

Born: Baton Rouge, La., June 1, 1959

**Pro Career** — Appeared in 12 games for Detroit in his first pro season . . . Also valuable special teamer . . . Caught three passes for 63 yards . . . Caught a 27-yard touchdown pass from Gary Danielson against Minnesota, Dec. 12 . . . Drafted as a strong deep threat with 4.4 speed . . . Coaches look for big things from him in the future . . . Also has talents as a kick returner . . . Detroit scouts rated him among the top 28 players in the country.

**College** — Played quarterback, halfback and wide receiver . . . Averaged 22.7 yards per catch as a senior and 17.7 over his three-year career . . . Returned a punt 52 yards against Ole Miss, leading LSU to a come from behind victory in 1980.


**Personal** — Played for his father, Coach Carl Porter, at Southern Lab High School . . . Majored in marketing . . . Single and still lives in Baton Rouge, La.



### RECEIVING

YEAR	TEAM	GP	GS	NO.	YDS.	AVG.	L	TD
1981	Det.	12	0	3	63	21.0	27	1

# 75 ★ DAVE PUREIFORY



**Defensive End — Eastern Michigan —  
11th Year (5th with Lions)**

**Ht. 6-1 Wt. 255 — Drafted '72, 6th round (Green Bay)  
Born: Pensacola, Fla., July 12, 1949**

**Pro Career** — Led the Lions in sacks last year with 11 . . . Credited with one or more sacks in nine different games . . . Missed just one start during the year because of an injury . . . One of the Lions most dependable and consistent performers . . . Has 54 starts in 54 game appearances since joining the club mid-way through the 1978 campaign . . . Signed as a free agent, he has missed just two starts in three and a half Detroit seasons . . . Voted defensive MVP in 1980 when he earned seven sacks to finish second on the team . . . Has 28½ sacks during his Lion tenure . . . Spent most of his career at Green Bay, where he was a full-time starter from 1975 through 1977 . . . Led the Packers in tackles during 1977 . . . Best game was a five-sack performance against Los Angeles in 1975.

**College** — A four-year starter at Eastern Michigan, located about an hour west of Detroit . . . Spent most of his career as a linebacker . . . Team captain as a senior.

**Personal** — An Ecorse High graduate . . . Earned a master's degree in guidance and counseling from EMU . . . He and his wife, Karen, live in Ypsilanti, Mich.

# 87 ★ FRED SCOTT



**Wide Receiver — Amherst — 9th Year (5th with Lions)  
Ht. 6-2 Wt. 175 — Drafted '74, 7th round (Baltimore)  
Born: Grady, Ark., Aug. 5, 1952**

**Pro Career** — Became the first Lion in 15 years to gain over 1,000 yards receiving in a single season last year . . . His 1,022 yards ranked fourth on the all-time club list and was the most recorded by a receiver since Pat Studstill set the team mark of 1,266 in 1966 . . . Led Detroit in receiving for the third straight season . . . His 205 Detroit receptions and 3,349 yards in four seasons with the Lions rank fifth in club career annals . . . Caught 53 passes for the second consecutive year . . . Ranked fourth in scoring last year on the club . . . Came to Detroit prior to the 1978 campaign in trade with Baltimore for Herb Orvis . . . Since joining the club, his average per catch is an amazing 16.3 and he's caught 16 touchdowns . . . Voted the team's Most Valuable Offensive Player in 1979, when he caught 62 passes, the most since Studstill caught a club record 67 in 1966 . . . Started 15 of his 16 game appearances last fall . . . Has opened 58 of his 64 Detroit games . . . One of the NFL's most effective receivers over the middle.

**College** — Led all NCAA college division players in receiving during 1972 . . . Set four New England records and was named All-New England in 1972 and 1973 . . . Graduated cum laude in pre-medicine.


**Personal** — Attended Southeast High in Pine Bluff, Ark. . . Seeking his medical degree at the University of Michigan . . . Nickname is "Doc" . . . Lives in the Detroit area with his wife, Edna, and sons, Freddie III and Brandon.

YEAR	TEAM	RECEIVING							RUSHING				
		GP	GS	NO.	YDS.	AVG.	L	TD	NO.	YDS.	AVG.	L	TD
1974	Balt.	14	2	18	317	17.6	45	0	2	12	6.0	8	0
1975	Balt.	8	0	0	0	0.0	0	0	0	0	0.0	0	0
1976	Balt.	10	0	3	35	11.7	18	0	0	0	0.0	0	0
1977	Balt.	14	14	18	267	14.8	33	2	0	0	0.0	0	0
1978	Det.	16	13	37	564	15.2	47t	2	4	53	13.3	36	0
1979	Det.	14	14	62	929	15.0	50	5	6	21	3.5	18	0
1980	Det.	16	16	53	834	15.7	43t	4	5	86	17.2	48t	1
1981	Det.	16	15	53	1022	19.3	48	5	7	25	3.6	10	0
Total		108	74	244	3968	16.3	50	18	24	197	8.2	48t	1

# 20 ★ BILLY SIMS

**Running Back — Oklahoma — 3rd Year**  
**Ht. 6-0 Wt. 212 — Drafted '80, 1st round**  
**Born: St. Louis, Mo., Sept. 18, 1955**

**Pro Career** — Well on his way to completely rewriting the Lions record book in rushing and scoring . . . Broke his own Detroit single season rushing record, set during his rookie year, with 1,437 yards last fall . . . His 1,303 yards rushing in 1980 shattered the old Lion mark of 1,035 yards by Steve Owens in 1971 . . . Set the new mark last season even though he missed two games with a foot injury and ran the ball 17 fewer times . . . Had seven 100-yard rushing days in 1981, breaking his own Detroit record of five in 1980 . . . Best outing was a 185-yard day at Denver, Oct. 11, 1981 . . . Equalled his record total of 13 rushing touchdowns . . . His own 26 career TDs on the ground, in just two seasons, is only two shy of the Lion all-time record of 28 set by Nick Pietrosante . . . Has 31 career touchdowns overall, seven short of Terry Barr's all-time club record . . . Two-year rushing total of 2,740 yards already stands fifth among all Detroit runners . . . Prime reason the Lions led the entire NFL in rushing last season with 2,795 team yards . . . Owns five of Detroit's ten best rushing performances of all-time . . . A landslide choice as the NFL Rookie of the Year in 1980 . . . Only Earl Campbell, Ottis Anderson and George Rogers have gained more yards as a rookie . . . Led the NFL in touchdowns with 16 and broke every season rushing record in the Lions books . . . In his debut, Sept. 7, 1980 at Los Angeles, he ran for 153 yards and three touchdowns . . . Picked up at least 100 yards in three of his first four NFL games . . . Finished fourth in NFC rushing during 1980 before landing third in the entire NFL last fall . . . Now a proven pass receiver, he has totalled 1,072 yards through the air in two seasons . . . Caught a big 81-yard TD pass against Dallas to tie the game . . . He had 1,888 yards in total offense last fall, pushing his career total to 3,812 . . . Lions offensive MVP in 1980 . . . Also voted to the Pro Bowl and to the All-NFL team by the AP, NEA and PFW . . . Started in the Pro Bowl following the 1981 season . . . Also voted Seagram's Seven Crown Pro football MVP, first team AP All-Pro, NEA All-NFL, PFW All-NFL, and PFWA All-NFL.



**College** — First team All-America selection by everyone during his junior and senior seasons . . . Won the Heisman trophy as a junior (the sixth Heisman winner to play for Detroit) . . . That year he led the NCAA in rushing with 1,762 yards . . . His 7.09 yards per carry set a new NCAA career record . . . Averaged 160.2 yards per game

*(continued)*

YEAR	TEAM	RUSHING							RECEIVING				
		GP	GS	NO.	YDS.	AVG.	L	TD	NO.	YDS.	AVG.	L	TD
1980	Det.	16	16	313*	1303	4.2	52	13*	51	621	12.2	87t	3
1981	Det.	14	14	296	1437*	4.9	51	13*	28	451	16.1	81t	2
Total		30	30	609	2740	4.5	52	26	79	1072	13.6	87t	5

\*Lions record

### GAME-BY-GAME WITH BILLY

Date	1980 Opp.	Att.	Yds.	L	TD	Date	1981 Opp.	Att.	Yds.	L	TD
9/ 7	at L.A.	22	153	41t	3	9/ 6	S.F.	21	59	14	1
9/14	at G.B.(m)	20	134	25	1	9/13	at S.D.	23	98	24	1
9/21	ST.L.	25	95	13t	1	9/20	at Minn.	27	112	37	2
9/28	MINN.	27	157	52	0	9/27	OAK.	21	133	21	1
10/ 5	at Atl.	14	21	8	0	10/ 4	at T.B.	24	75	14	0
10/12	N.O.	23	91	13	2	10/11	at Den.	28	185	48t	2
10/19	at Chi.	14	53	12	0	10/19	CHI.		Did Not Play		
10/26	at K.C.	28	155	45t	2	10/25	G.B.		Did Not Play		
11/ 2	S.F.	17	37	6	0	11/ 1	at L.A.	14	66	14	0
11/ 9	at Minn.	9	21	9	0	11/ 8	at Wash.	21	159	51	2
11/16	BALT.	30	126	18	0	11/15	DALL.	23	119	12	1
11/23	at T.B.	15	75	21t	1	11/22	at Chi.	22	117	32	0
11/27	CHI.	19	72	11	0	11/26	K.C.	20	64	10	1
12/ 7	at STL.	20	43	9	1	12/ 6	at G.B.	20	64	11	1
12/14	T.B.	12	16	3	1	12/12	MINN.	13	110	31	1
12/21	G.B.	18	54	11	1	12/20	T.B.	19	76	11	0

## SIMS, cont'd.

as a junior; 136.9 as a senior . . . Had 20 100-yard games and seven 200-yard contests . . . College totals included 538 carries, 3,813 yards and 50 touchdowns . . . Billy caught just two passes during his college career.

**Personal** — Attended Hooks High School in his hometown of Hooks, Tex. . . . Earned his college degree in recreational therapy . . . Enjoys working with the underprivileged . . . Still drives a truck, which he likes tinkering with . . . Lives in the Detroit area with his wife, Brenda, and sons, Billy Jr. and Brent.

## 1 ★ TOM SKLADANY



**Punter — Ohio State — 4th Year**  
**Ht. 6-0 Wt. 195 — Drafted '77, 2nd round (Cleveland)**  
**Born: Castle Shannon, Pa., June 29, 1955**


**Pro Career** — Led the NFC in punting last year with a 43.5 average . . . Rated third in the NFL behind Pat McInally and Ray Guy . . . Led the League in net average with 37.3, besting his nearest competitor by almost two yards . . . Dropped 21 punts inside the 20 and had just five touch backs . . . His 74-yard boot against Oakland, Sept. 27, set a new Silverdome record and was the second longest in the NFC last year . . . Punted for the NFC in the Pro Bowl, his first appearance in the all-star game . . . Best day was at Denver, Oct. 11, where he kicked six an average of 50.0 yards . . . Had 11 games over the 40.0 yard average . . . Led the conference as a rookie in 1978 . . . Elected to the All-NFC squad that year . . . Experienced back problems and sat out all but two games in 1979 before returning to finish third in NFC punting in 1980 . . . Joined the Lions in April 1978 after sitting out the 1977 season with contract difficulties at Cleveland.

**College** — A three-time All-America choice and holder of most kicking records at Ohio State . . . Set Big Ten records for punting average in a career (42.7) and during a season (46.7) . . . Boomed a conference record 59-yard field goal in 1975 . . . Also the kickoff man at OSU, where Coach Woody Hayes labeled his boots "Beer Can" or "non-returnable."

**Personal** — Father played pro ball with the New York Giants and three uncles also spent time with NFL clubs . . . Involved with the multiple sclerosis campaign in Detroit . . . Sells hot tubs during the off-season . . . Lives in the Detroit area with his wife, Debbie, and new daughter, Erin Leigh.

### PUNTING

YEAR	TEAM	GP	NO.	YDS.	AVG.	L
1978	Det.	16	86	3654	42.5	63
1979	Det.	2	10	406	40.6	52
1980	Det.	16	72	3036	42.2	67
1981	Det.	16	64	2784	43.5	74
Total		50	232	9880	42.6	74



## 44 ★ WAYNE SMITH

**Defensive Back — Purdue — 3rd Year**  
**Ht. 6-0 Wt. 170 — Drafted '80, 11th round**  
**Born: Chicago, Ill., May 9, 1957**

**Pro Career** — Started all 16 games at left cornerback . . . Together with starts in the last eight games of 1980, he has 24 consecutive heading into 1982 . . . Recovered two fumbles and got credit for a sack last fall . . . Had hand in some 91 tackles . . . Used originally on the special teams . . . Moved into the nickel defense as the fifth back and then to a starting spot in the ninth week of 1980 . . . Intercepted a pass at Tampa Bay, Nov. 23, returning it 23 yards . . . Picked up 32 solo and 14 assisted tackles, ½ sack and two fumble recoveries.

**College** — A three-year starter with the Boilermakers . . . Began his college career as a running back . . . Fastest player at Purdue with 4.5 speed . . . Intercepted three passes during his final two seasons.

**Personal** — An All-City and All-Conference player at Harper High in Chicago . . . Enjoys photography . . . Single and lives in Chicago.



### INTERCEPTIONS

YEAR	TEAM	GP	GS	NO.	YDS.	AVG.	L	TD
1980	Det.	16	8	1	23	23.0	23	0
1981	Det.	16	16	0	0	0.0	0	0
Total		32	24	1	23	23.0	23	0


## 50 ★ TERRY TAUTOLO

**Linebacker — UCLA — 7th Year (2nd with Lions)**  
**Ht. 6-2 Wt. 235 — Drafted '76, 13th round (Philadelphia)**  
**Born: Corona, Ca., Aug. 30, 1954**

**Pro Career** — Came to the Lions, Oct. 10, off the waiver list from San Francisco . . . Played in the last 11 games, all on special teams coverage and return units . . . Signed as a free agent by San Francisco in September 1980 and ended up starting four of the last six games for the 49ers . . . Spent his first four years with the Eagles, where he appeared in 59 games . . . He was traded to Chicago during the 1980 pre-season, but released before the start of regular season play . . . In his final year with Philadelphia, he started the last eight games in place of the injured Billy Bergey . . . He was also the captain of the club's special teams in 1979.

**College** — Transferred from Long Beach City College to play for Dick Vermeil at UCLA . . . A member of the 1976 Rose Bowl championship squad . . . Led the school in tackles with 117 as a senior . . . Majored in kinesiology.


**Personal** — Attended Millikan High school in Long Beach . . . Of Samoan descent, he is the cousin of Manu Tuiaisopopo (Seattle), Jack Thompson (Cincinnati), Wilson Faumuina (Atlanta) and Mosi Tatupu (New England) . . . Lives in Long Beach with his wife, Lynda.



### 100-YARD GAME CLUB

Billy Sims: 12; Nick Pietrosante: 6; Dexter Bussey, Mel Farr: 5; Altie Taylor: 4; Bob Hoernschmeyer, Steve Owens, Tommy Watkins: 3; Rick Kane, Ernie Caddel, Lew Carpenter, Dutch Clark, John Henry Johnson, Horace King, Amos Marsh: 2; Lawrence Gaines, Gene Gedman, Ace Gutowsky, Bobby Layne, Dan Lewis, Don McIlhenny, Bill Shepherd, Frank Sinkwich, Wally Triplett, Camp Wilson: 1.

## 84 ★ JESSE THOMPSON



**Wide Receiver — California — 3rd year**  
**Ht. 6-1 Wt. 185 — Drafted '78, 6th round**  
**Born: Merced, Ca. Mar. 12, 1956**

**Pro Career** — Sat out the entire 1981 season on injured reserve . . . Still suffers the effects of a year-long bout with Reiter's syndrome, an arthritis-like disease that crippled him in 1978 . . . Also suffered an achilles injury early last year . . . Made a courageous comeback in 1980, catching 11 passes in 11 games . . . The sometimes fatal disease struck just before Thanksgiving 1978 in the midst of a fine rookie season . . . Missed all of 1979 on the physically unable to perform list . . . Scored more touchdowns than any other Detroit rookie in 1978 . . . Also had the conference's best kick return stats that year.


**College** — Led Cal in receiving during his junior and senior years . . . Caught 51 passes for 797 yards and five TDs in 1977 . . . Voted to the all-conference team.

**Personal** — Attended Merced High, where he once caught five passes for 226 yards and scored 26 points in one game . . . Lives in Pontiac with his wife, Frances.

### RECEIVING

YEAR	TEAM	GP	GS	NO.	YDS.	AVG.	L	TD
1978	Det.	11	1	18	175	9.7	21	4
1979	Det.	0	0	0	0	0.0	0	0
1980	Det.	11	2	11	137	12.5	19	0
1981	Det.	0	0	0	0	0.0	0	0
Totals		22	3	29	312	10.8	21	4

## 39 ★ LEONARD THOMPSON



**Wide Receiver — Oklahoma State — 8th Year**  
**Ht. 5-11 Wt. 190 — Drafted '75, 8th round**  
**Born: Tucson, Ariz., July 28, 1952**

**Pro Career** — Enjoyed his best pro season in seven last fall . . . Finished third on the team in receiving . . . Caught a career high 30 passes for 550 yards, including a 94-yard TD against Chicago, the third longest in Detroit history . . . Also caught touchdown passes against Minnesota and Tampa Bay in the final two games . . . Ran for a one-yard TD against the Vikings . . . Used often on the end around play . . . Averaging over 19 yards per catch during his Lion career . . . Led the NFL in 1980 with a 26.9 yard average . . . Continues to provide the Lions with big play potential . . . Also one of the club's best special teamers . . . Started all 16 games last fall . . . Has missed just one game during his Detroit career . . . Caught three TD passes in best pro day versus Minnesota in 1978 . . . Another big moment was his last second block and TD recovery of a Baltimore punt in a 13-10 1977 victory.

(continued)

### RECEIVING

### RUSHING

YEAR	TEAM	GP	GS	NO.	YDS.	AVG.	L	TD	NO.	YDS.	AVG.	L	TD
1975	Det.	14	1	0	0	0.0	0	0	1	-12	-12.0	0	0
1976	Det.	14	1	3	52	17.3	21	0	1	0	0.0	0	0
1977	Det.	14	3	7	42	6.0	18	0	31	91	2.9	16	1
1978	Det.	16	1	10	167	16.7	45t	4	1	7	7.0	7	0
1979	Det.	15	1	24	451	18.2	82	2	5	24	4.8	16	0
1980	Det.	16	12	19	511	26.9	79t	3	6	61	10.2	30	0
1981	Det.	16	16	30	550	18.3	94t	3	10	75	7.5	21	1
Total		105	38	93	1773	19.1	94t	12	55	246	4.5	30	2

## L. THOMPSON, cont'd.

**College:** A record-setting running back in college . . . Led his school to a Fiesta Bowl appearance during his senior season.

**Personal**— Attended Pueblo High in Tucson . . . Lives in the Detroit area with his wife, Debra, and son, Christopher.


## 38 ★ VINCE THOMPSON

**Running Back — Villanova — 2nd Year**  
**Ht. 6-0 Wt. 230 — Free Agent '81 (Detroit)**  
**Born: Trenton, N.J., Feb. 21, 1957**

**Pro Career** — "I wouldn't have given a nickel for his chances at the start of training camp last year," says Lions Head Coach Monte Clark . . . But Thompson beat the odds, made the Lions 45-man roster as a free agent and finished 1981 as the club's fourth leading rusher . . . What made his debut even more stunning was that he was signed following a tryout in the Lions' "Gong Show" . . . Surprised everyone with his work during the pre-season games . . . Became a starter for the injured Dexter Bussey in the opener against San Francisco . . . Played in 13 games and was used especially in short yardage situations . . . Was cut from training camps at Denver and Philadelphia before finally catching on with Detroit . . . Injuries hurt his chances both times . . . Scored his first pro touchdown at Green Bay, Dec. 6.

**College** — Played at Villanova from 1975-78 . . . Completely overlooked in the 1979 college draft.

**Personal** — Was coaching high school track in Levittown, Pa. when the Lions invited him to the tryout camp . . . Attended Woodrow Wilson High . . . Single and lives in Levittown.



YEAR	TEAM	RUSHING								RECEIVING			
		GP	GS	NO.	YDS.	AVG.	L	TD	NO.	YDS.	AVG.	L	TD
1981	Det.	13	1	35	211	6.0	30	1	4	40	10.0	17	0

### SIXTEEN LIONS IN MICHIGAN'S HALL OF FAME

(LOCATED IN COBO HALL, DETROIT)

- VINCE BANONIS: Player, 1951-53; Elected 1975
- LES BINGAMAN: Player, 1948-54; Coach, 1960-64; Elected 1971
- DUTCH CLARK: Player, 1934-38; Coach, 1937-38; Elected 1959
- GUS DORAIS: Coach, 1943-47; Elected 1958
- ACE GUTOWSKY: Player, 1934-38; Elected 1979
- ALEX KARRAS: Player, 1958-62, 1964-70; Elected 1980
- RON KRAMER: Player, 1965-67; Elected 1971
- BOBBY LAYNE: Player, 1950-58; Elected 1966
- EARL MORRALL: Player, 1958-64; Elected 1979
- BUDDY PARKER: Player, 1935-36; Coach, 1950-56; Elected 1976
- JOHN PINGEL: Player, 1939; Elected 1973
- GEORGE A. RICHARDS: Owner, 1934-39; Elected 1976
- JOE SCHMIDT: Player, 1953-65; Coach, 1966-72; Elected 1970
- DOAK WALKER: Player, 1950-55; Elected 1967
- WHIZZER WHITE: Player, 1940-41; Elected 1962
- GEORGE WILSON: Coach, 1949-64; Elected 1980

## 54 ★ STEVE TOWLE



**Linebacker — Kansas — 7th Year (1st with Lions)**  
**Ht. 6-2 Wt. 233 — Drafted '75, 6th round (Miami)**  
**Born: Kansas City, Kan., Oct. 23, 1953**

**Pro Career** — Came to the Lions July 24, 1981 in trade for a ninth round draft choice to Miami . . . Injured prior to the final pre-season contest in New Orleans and was placed on injured reserve for the remainder of the season . . . Played in 78 games for Miami, including 60 starts . . . Captain of the special teams for the Dolphins . . . Started every game he appeared in from 1976 through 1979 . . . Held Miami career record with 765 tackles through 1979 . . . Collected a record 217 tackles in 1976 and was voted the Dolphins MVP by the South Florida media . . . Forced three fumbles in 1976 shutout of the New York Jets.


**College** — An All-Big Eight selection with a school record 155 tackles in 1974 . . . Voted the school's outstanding player as a senior.

**Personal** — Starred at Shawnee Mission West High School in Overland Park, Kan. . . Sports representative for U.S. Tobacco . . . Lives in Overland Park with his wife, Janette, and new daughter, Sarrin.

### INTERCEPTIONS

YEAR	TEAM	GP	GS	NO.	YDS.	AVG.	L	TD
1975	Mia.	14	5	1	16	16.0	16	0
1976	Mia.	14	14	0	0	0.0	0	0
1977	Mia.	12	12	0	0	0.0	0	0
1978	Mia.	13	13	1	14	14.0	14	0
1979	Mia.	16	16	1	0	0.0	0	0
1980	Mia.	9	0	0	0	0.0	0	0
1981	Det	0	0	0	0	0.0	0	0
<b>Total</b>		<b>78</b>	<b>60</b>	<b>3</b>	<b>30</b>	<b>10.0</b>	<b>16</b>	<b>0</b>

## 55 ★ TOM TURNURE



**Center — Washington — 3rd Year**  
**Ht. 6-3 Wt. 243 — Drafted '80, 3rd round**  
**Born: Seattle, Wash., July 9, 1957**

**Pro Career** — Played in all 16 contests as the special teams snapper on punts and extra points . . . Helps make up an all 1980 class trio, including kicker Ed Murray and holder Eric Hipple . . . Came back strong from 1980 surgery which kept him out of the last 13 games . . . Snapped the famous 47-yard field goal by Murray which beat Dallas, Nov. 15 . . . A big reason the Lions kicking team failed to miss a PAT last year in 46 tries . . . Followed No. 1 choice Billy Sims in the profitable 1980 draft.

**College** — Followed other former Washington centers Blair Bush, Ray Pinney and Bruce Jarvis into the NFL . . . Began his career as a walk-on . . . Voted first team All-Pac 10 and All-West Coast.

**Personal** — Graduated with a degree in economics . . . Attended Roosevelt High School in Seattle . . . Still lives in Seattle with his wife, Terri.


## 52 ★ STAN WHITE

**Linebacker — Ohio State — 11th Year (3rd with Lions)**  
**Ht. 6-1 Wt. 223 — Drafted '72, 17th round (Baltimore)**  
**Born: Dover, Ohio, Oct. 24, 1949**

**Pro Career** — Elected the defensive MVP by the team after starting all 16 games for the second straight season . . . Finished second on the club in interceptions with four . . . Pushed his career total to 31 . . . Credited with 94 tackles to tie for third on the Lions . . . Key interception at Chicago, Nov. 22, helped hold the Bears to just 24 yards in total offense . . . Was second in tackles during his first Lion season, contributing 73 solos and 30 assists . . . One of the captains on the NFL's No. 1 defense against the run . . . Came to the Lions April 24, 1980 from Baltimore for an eighth round draft choice . . . Missed only four games in eight seasons for the Colts . . . Has 144 career game appearances and 130 consecutive starts . . . His eight interceptions in 1975 set an NFL high for linebackers . . . Picked off seven two years later . . . Worked much of his Baltimore career with current Lions' defensive coordinator Maxie Baughan.

**College** — A two-time All-Big Ten choice . . . Started every game during his final two seasons . . . Did all the kickoffs for OSU and some punting and placekicking.

**Personal** — Graduated magna cum laude from the University of Baltimore Law School . . . Has practiced law in the Baltimore area . . . Detroit's representative in the NFL Players Association . . . Lives in Cockeysville, Md., with his wife, Patty, and daughters, Amanda and Meghan.



### INTERCEPTIONS

YEAR	TEAM	GP	GS	NO.	YDS.	AVG.	L	TD
1972	Balt.	14	0	0	0	0.0	0	0
1973	Balt.	14	14	4	40	10.0	22	1
1974	Balt.	14	14	1	40	40.0	40	0
1975	Balt.	14	14	8	135	16.9	32	1
1976	Balt.	14	14	3	26	8.7	15	0
1977	Balt.	14	14	7	84	12.0	19	0
1978	Balt.	12	12	1	12	12.0	12	0
1979	Balt.	16	16	1	11	11.0	11	0
1980	Det.	16	16	2	22	11.0	15	0
1981	Det.	16	16	4	37	9.3	16	0
Total		144	130	31	407	13.1	40	2

## 30 ★ RAY WILLIAMS

**Wide Receiver — Washington State — 2nd Year**  
**Ht. 5-9 Wt. 173 — Drafted '80, 12th round**  
**Born: Welch, W.V., Sept. 22, 1958**

**Pro Career** — Detroit's best kick returner in 1980 was forced to miss all of 1981 with a knee injury . . . Injured during an off-season basketball game . . . Spent the year on the injured reserve . . . Started the final game of 1980 at wide receiver . . . Played in the last six games after being injured in training camp . . . Led the team with a 9.6 punt return average and a 5.3 kickoff return ratio . . . Best game was Dec. 14, 1980, when he caught a 22-yard touchdown and ran back a kickoff 91 yards for another score . . . Scored his first TD at Tampa Bay, Nov. 23, on an 11-yard reverse.

**College** — A running back in college, he rushed 181 times for 992 yards and eight touchdowns . . . He also caught 40 passes for 614 yards and two TDs, including an 80-yarder in 1978.

**Personal** — Attended San Fernando High School . . . Recently moved to the Detroit area to aid in his rehabilitation . . . Single.



### RECEIVING

YEAR	TEAM	GP	GS	NO.	YDS.	AVG.	L	TD	NO.	YDS.	AVG.	L	TD
1980	Det.	6	1	10	146	14.6	22t	1	2	17	8.5	11t	1
1981	Det.	0	0	0	0	0.0	0	0	0	0	0.0	0	0

### RUSHING

**Lions Most  
Valuable Players  
1981  
Eric Hipple and  
Stan White**

1980 — Billy Sims and Dave Pureifory	1969 — Charlie Sanders and Mike Lucci
1979 — Fred Scott and Doug English	1968 — Mel Farr and Wayne Walker
1978 — Gary Danielson and Al Baker	1967 — Mel Farr and Lem Barney
1977 — Jon Morris and Charlie Weaver	1966 — Pat Studstill
1976 — Ray Jarvis and Charlie Weaver	1965 — Bruce Maher
1975 — Dexter Bussey and Paul Naumoff	1964 — Jim Gibbons
1974 — Bill Munson and Levi Johnson	1963 — Earl Morrall
1973 — Altie Taylor and Herb Orvis	1962 — Gail Cogdill
1972 — Rockne Freitas and Larry Hand	1961 — Joe Schmidt
1971 — Steve Owens and Mike Lucci	1960 — Nick Pietrosante
1970 — Charlie Sanders and Mike Lucci	1959 — Jim Martin
	1958 — Joe Schmidt
	1957 — Joe Schmidt
	1956 — Bobby Layne
	1955 — Joe Schmidt
	1954 — Bobby Layne
	1953 — Dick Stanfel
	1952 — Jim Doran

**LIONS FIRST SIX DRAFT CHOICES, 1965 - 1981**

- 1981 — Mark Nichols, Curtis Green, Don Greco, Tracy Porter, Larry Lee, Sam Johnson
- 1980 — Billy Sims, Tom Turnure, Mike Freide, Eric Hipple, Mark Streeter, Tommie Ginn.
- 1979 — Keith Dorney, Ken Fantetti, Bo Robinson, Ulysses Norris, Jon Brooks, Walt Brown.
- 1978 — Luther Bradley, Al Baker, William Fifer, Homer Elias, Larry Teary, Amos Fowler.
- 1977 — Walt Williams, Rick Kane, Luther Blue, Ron Crosby, Reggie Pinkney Tim Black.
- 1976 — James Hunter, Lawrence Gaines, Ken Long, David Hill, Russ Bolinger, John Woodcock.
- 1975 — Lynn Boden, Doug English, Craig Hertwig, Fred Cooper, Horace King, Dennis Franklin.
- 1974 — Ed O'Neil, Billy Howard, Dexter Bussey, Carl Capria, Willie Burden, Jimmie Davis.
- 1973 — Ernie Price, Leon Crosswhite, John Brady, Jim Laslavic, Levi Johnson, Mike Hennigan.
- 1972 — Herb Orvis, Ken Sanders, Charles Potts, Charles Stoudamire, Henry Stucky, Bill McClintock.
- 1971 — Bob Bell, Dave Thompson, Charlie Weaver, Al Clark, Larry Woods, Pete Newell
- 1970 — Steve Owens, Ray Parson, Jim Mitchell, Bob Parker, Tony Terry, Ken Geddes.
- 1969 — Altie Taylor, Jim Yarbrough, Larry Walton, Jim Carr, Rocky Rasley, Bob Bergum.
- 1968 — Greg Landry, Earl McCullouch, Jerry DePoyster, Charlie Sanders, Ed Mooney, Phil Odle.
- 1967 — Mel Farr, Lem Barney, Paul Naumoff, Lew Kamanu, Tim Jones, John McCambridge.
- 1966 — Nick Eddy, Bill Malinchak, Doug Van Horn, Willie Walker, Bill Cody, Wayne DeSutter.
- 1965 — Tom Nowatzke, Jerry Rush, Fred Biletnikoff, Tom Myers, John Flynn, Tommy Vaughn.

# 1982 VETERAN ROSTER

NAME	NO.	POS.	HT	WT.	BIRTH DATE	NFL EXP.	COLLEGE	1981 GAMES
Allen, Jimmy	40	DB	6-2	194	3/6/52	9	UCLA	15
Baker, Al	60	DE	6-6	250	12/9/56	5	Colorado State	11
Baldischwiler, Karl	76	T	6-5	265	1/19/65	5	Oklahoma	16
Bolinger, Russ	73	G	6-5	255	9/10/54	6	Long Beach State	16
Bussey, Dexter	24	RB	6-1	210	3/11/52	9	Texas Arlington	16
Callicutt, Ken	31	DB	6-0	190	8/20/55	5	Clemson	16
Cobb, Garry	53	LB	6-2	220	3/16/57	4	USC	16
Culp, Curley	77	DT	6-1	265	10/10/46	14	Arizona State	2
Danielson, Gary	16	QB	6-2	195	9/10/51	6	Purdue	6
Dieterich, Chris	72	T	6-3	269	7/27/58	3	North Carolina State	7
Dorney, Keith	70	T	6-5	265	12/3/57	4	Penn State	16
Ehrmann, Joe	74	DT	6-3	250	3/29/49	10	Syracuse	4
Elias, Homer	61	G	6-3	255	5/1/55	5	Tennessee State	16
English, Doug	78	DT	6-5	255	8/25/53	6	Texas	16
Fantetti, Ken	57	LB	6-2	230	4/7/57	4	Wyoming	16
Fowler, Amos	65	G	6-3	250	2/11/56	5	South. Mississippi	16
Furness, Steve	71	DT	6-4	248	12/5/50	11	Rhode Island	9
Gay, William	79	DE/DT	6-3	250	5/28/55	5	USC	16
Ginn, Tommie	66	G	6-3	255	1/25/58	3	Arkansas	12
Gray, Hector	26	DB	6-1	197	1/2/57	2	Florida State	16
Green, Curtis	62	DE/DT	6-3	256	6/3/57	2	Alabama State	14
Hall, Alvin	35	DB	5-10	193	8/12/58	2	Miami (Ohio)	16
Harrell, James	51	LB	6-2	215	7/19/57	4	Florida	16
Hill, David	81	TE	6-2	230	1/1/54	7	Texas A&I	15
Hipple, Eric	17	QB	6-1	196	9/16/57	3	Utah State	16
Hunter, James	28	DB	6-2	195	3/8/54	7	Grambling	12
Kane, Rick	32	RB	6-0	200	11/12/54	6	San Jose State	16
King, Horace	25	RB	5-10	210	3/5/53	8	Georgia	16
Komlo, Jeff	19	QB	6-2	200	7/30/56	4	Delaware	3
Latimer, Al		DB	5-11	172	10/14/57	3	Clemson	0
Lee, Larry	64	G/C	6-2	274	9/10/59	2	UCLA	16
Martin, Robbie	83	WR	5-8	179	12/3/58	2	Cal Poly SLO	16
Murray, Ed	3	K	5-9	164	8/29/56	3	Tulane	16
Nichols, Mark	86	WR	6-2	213	10/29/59	2	San Jose State	12
Norris, Ulysses	80	TE	6-4	230	1/15/57	4	Georgia	12
Oldham, Ray	23	DB	5-11	192	2/23/51	10	Middle Tennessee	16
Porter, Tracy	89	WR	6-1	196	6/1/59	2	LSU	12
Pureifory, Dave	75	DE	6-1	255	7/12/49	11	Eastern Michigan	15
Scott, Fred	87	WR	6-2	175	8/5/52	9	Amherst	16
Sims, Billy	20	RB	6-0	212	9/18/55	3	Oklahoma	14
Skladany, Tom	1	P	6-0	195	6/29/55	4	Ohio State	16
Smith, Wayne	44	DB	6-0	170	5/9/57	3	Purdue	16
Tautolo, Terry	50	LB	6-2	235	8/30/54	7	UCLA	11
Thompson, Jesse	84	WR	6-1	185	3/12/56	3	California	0*
Thompson, Leonard	39	WR	5-11	190	7/28/52	8	Oklahoma State	16
Thompson, Vince	38	RB	6-0	230	2/21/57	2	Villanova	13
Towle, Steve	54	LB	6-2	233	10/23/53	7	Kansas	0*
Turnure, Tom	55	C	6-3	243	7/9/57	3	Washington	16
White, Stan	52	LB	6-1	223	10/24/49	11	Ohio State	16
Williams, Ray	30	RS	5-9	173	9/22/58	2	Washington State	0*

# 1982 FIRST-YEAR ROSTER

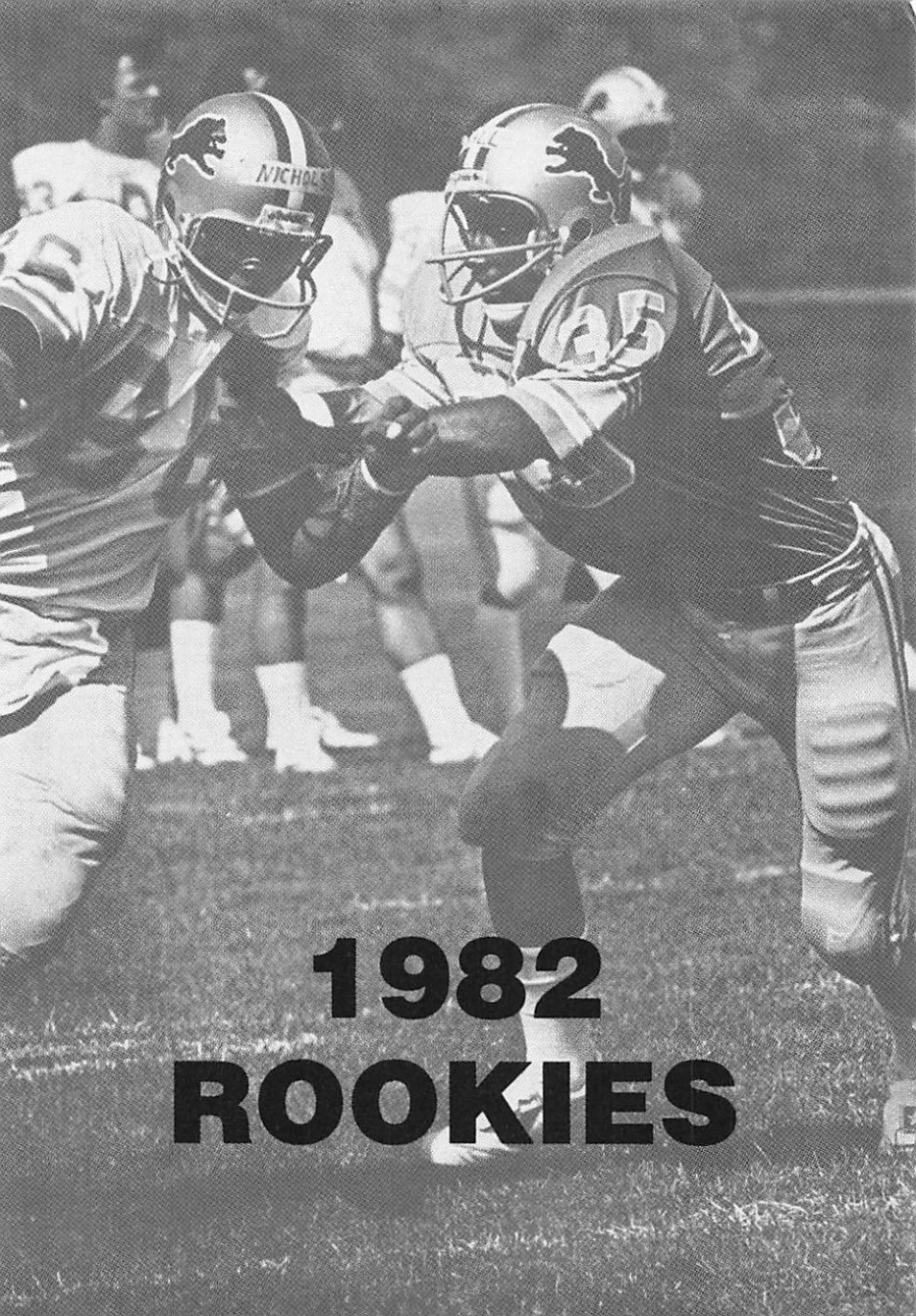
NAME	POS.	HT.	WT.	BIRTH-DATE	HOW ACQ.	COLLEGE
Auten, Todd	K	6-0	173	2/26/60	FA	North Carolina State
Barnes, Roosevelt	LB	6-2	215	8/3/58	DC10	Purdue
Bates, Phil	FB	6-1	230	9/4/58	DC7a	Nebraska
Bryson, Mercer	DB	5-11	185	6/1/58	FA	Northern Michigan
Burney, Jacob	DT	6-0	250	1/24/59	FA	Tennessee-Chattanooga
Doig, Steve	LB	6-3	240	3/28/60	DC3	New Hampshire
Essery, Steve	P	6-2	200	6/24/58	FA	Windsor
Grabowski, Mark	DT	6-1	250	5/13/59	FA	Wayne State
Graham, William	S	5-11	188	9/27/59	DC5	Texas
Greco, Don	G	6-3	260	4/1/59	'81DC3	Western Illinois
Hartman, Dennis	RB	6-0	228	2/14/59	FA	Syracuse
Hayes, Jay	DE	6-5	231	3/3/60	FA	Idaho
Houston, Steve	T	6-3	246	3/25/60	FA	Fresno State
Jackson, Willie	CB	5-10	194	10/9/57	'81DC11	Mississippi State
Jett, DeWayne	WR	6-2	194	2/24/58	'80DC9a	Hawaii
Lee, Edward	RS/WR	5-11	185	12/8/59	DC11	South Carolina State
Machurek, Mike	QB	6-0	202	7/22/60	DC6	Idaho State
McNorton, Bruce	CB	5-11	172	2/28/59	DC4	Georgetown (Ky.)
Mitchell, Reggie	RB	5-7	174	9/16/60	FA	Central Michigan
Mitchell, William	RB	6-0	191	11/29/59	FA	Mars Hill
Moore, Frank	TE	6-3	225	5/30/59	FA	East Texas State
Moss, Martin	DT	6-4	250	12/16/58	DC8	UCLA
Olivieri, Gino	RB	6-0	205	5/18/59	FA	Delaware
Porter, Rick	RB	5-10	190	1/14/60	DC12a	Slippery Rock State
Repko, Jay	TE	6-3	240	6/12/58	FA	Ursinus
Riley, Michael	LB	6-2	220	3/8/59	FA	Kutztown State
Robinson, Kevin	DB	5-11	189	2-19-60	Sup.DC	North Carolina A&T
Rubick, Rob	TE	6-2	225	9/27/60	DC12b	Grand Valley State
Searcey, Bill	G/T	6-2	265	3/3/58	FA	Alabama
Simmons, Victor	WR	6-1	198	11/5/60	DC7b	Oregon State
Snardon, Troy	RB	6-1	211	2/1/58	FA	Western Kentucky
Stinger, Chris	G	6-2	260	6/7/58	FA	Temple
Stiver, Chuck	DE	6-2	235	6/6/58	FA	Central Michigan
Szczepaniuk, Jim	LB	6-1	228	1/21/60	FA	Northern Michigan
Wagoner, Dan	DB	5-10	175	12/12/59	DC9	Kansas
Wangler, John	QB	6-1	191	6/10/58	FA	Michigan
Watkins, Bobby	DB	5-11	184	5/31/60	DC2	Southwest Texas State
Weston, Michael	G	6-1	256	6/16/59	FA	Adrian
White, Darnell	DB	5-11	199	1/1/59	FA	Angelo State
Williams, Jimmy	LB	6-3	221	11/16/60	DC1	Nebraska

## IMPORTANT NFL DATES

Aug. 7	—	Hall of Fame Game, Canton, Ohio; Baltimore vs. Minnesota
Aug. 24	—	Roster cutdown to maximum of 60 players
Aug. 31	—	Roster cutdown to maximum of 50 players
Sept. 6	—	Roster cutdown to maximum of 45 players
Sept. 12	—	Regular Season opens
Oct. 19	—	Trading deadline
Jan. 2	—	Wild Card playoffs
Jan. 8-9	—	Divisional playoffs
Jan. 16	—	AFC and NFC Championship games
Jan. 30	—	Super Bowl XVII, Rose Bowl, Pasadena, Calif.
Feb. 6	—	AFC-NFC Pro Bowl, Honolulu, Hawaii
Feb. 7	—	Trading period begins

## FUTURE SUPER BOWL SITES


Jan. 30, 1983	—	Super Bowl XVII — Rose Bowl, Pasadena, Calif.
Jan. 22, 1984	—	Super Bowl XVIII — Tampa Stadium, Tampa, Fla.



# 1982 ROOKIES

# 1982 DRAFT CHOICES

Round One: (15th choice)



**JIMMY WILLIAMS**


**Linebacker — Nebraska**

**Ht. 6-3 Wt. 221**

**Born: Washington, D.C., Nov. 15, 1960**

A self-made All-American who should fill a primary need with the Lions . . . One of the fastest athletes drafted . . . Ran a 4.5 40-yard dash during the club's May rookie camp . . . Joined the Cornhuskers as a walk-on in 1978 . . . As a freshman, he weighed in at 180 lbs. . . Built himself into a starter by 1980 and the Big Eight's Defensive Player of the Year in 1981 . . . A standout defensive end at Nebraska, he will play outside linebacker with the Lions . . . Monte Clark and his staff agree it will be difficult keeping him off the field . . . Voted to nine All-America teams and a unanimous all-conference choice . . . Leader of the sixth-ranked Nebraska defensive unit which allowed opponents just over 100 yards passing per game . . . Led the Cornhuskers in quarterback sacks with 10 . . . Intercepted two passes last fall against Oklahoma State . . . Led team in tackles during 1980 with 66 and in sacks with 18 . . . Earned six unassisted tackles and four stops behind the line versus OSU two years ago . . . Named conference player of the week for his efforts . . . Picked up five unassisted tackles, two fumble recoveries and two tackles for loss in Nebraska's 31-17 Sun Bowl victory . . . Older brother, Toby, is Nebraska's starting defensive tackle . . . Attended Woodrow Wilson High in Washington, D.C., where he also lettered in track . . . Family includes six brothers and two sisters . . . A physical education major.

Round Two: (42nd choice)



**BOBBY WATKINS**

**Cornerback — Southwest Texas State**

**Ht. 5-11 Wt. 184**

**Born: Cottonwood, Idaho, May 31, 1960**

Lions rated Watkins right below Williams and felt defensive needs would be met if the club could acquire these two in the first two rounds . . . Watkins possesses very quick feet and some of the best natural ability of any rookie cornerback in the NFL . . . Finished an excellent four-year career last fall by helping his team win the Division II championship over North Dakota State . . . Started his final two games as a freshman and all 36 from 1979-81 . . . Led his school in passes defended for three straight seasons . . . Intercepted 13 passes over the past three years, including five last fall . . . Played extremely well during 1981 post-season action . . . Earned 15 tackles and intercepted a pass in opening win over Jacksonville State . . . Also picked off a pass, while adding seven tackles and three deflections, in semi-final victory over Northern Michigan . . . Returned a steal 68 yards for a touchdown against Abilene Christian in 1980 . . . Attended Bishop Dunne High School in Dallas . . . Has seven sisters and one brother . . . Majoring in business.

## COLLEGES WITH THE MOST LIONS

- |                               |                   |
|-------------------------------|-------------------|
| 1. U.S.C. — 22                | 7. Tennessee — 13 |
| 2. Michigan State — 21        | U.C.L.A. — 13     |
| 3. Michigan — 20              | 9. Tulsa — 11     |
| 4. Notre Dame — 18            | 10. Alabama — 10  |
| 5. University of Detroit — 17 | Oklahoma — 10     |
| Indiana — 17                  | Purdue — 10       |

### Round Three: (69th choice)


#### **STEVE DOIG**

**Linebacker — New Hampshire**

**Ht. 6-3 Wt. 240**

**Born: Melrosa, Mass., March 28, 1960**

The first defensive player ever named ECAC Player of the Year in 1981 . . . Also voted Yankee Conference Defensive Player of the Year . . . Established UNH school records for total tackles (434), unassisted tackles (252) and assists (182) . . . Was named Yankee Conference Player of the week four times and ECAC Player of the Week three times . . . Earned 10 or more tackles in all 10 games and had 20 or more during eight contests . . . Set single-season school records last fall with 195 total tackles, 89 solo and 106 assists . . . Finest game may have been last year against Connecticut when he accumulated 13 solo tackles, 12 assists, caused a fumble and intercepted a pass . . . Also enjoyed a 24 tackle performance versus Lafayette . . . Captained the defensive unit in the Blue-Gray Classic earlier this year . . . Detroit scouts, who rated him in the first round, were surprised he was still available in the third . . . Benches 500 lbs. and runs a 4.8 40 . . . Scouts compared him favorably to Ken Fantetti . . . Majors in business.



### Round Four: (96th choice)


#### **BRUCE McNORTON**

**Cornerback — Georgetown (Ky.)**

**Ht. 5-11 Wt. 172**

**Born: Daytona Beach, Fla., Feb. 28, 1959**

May be the first player ever drafted out of tiny Georgetown College (enrollment 1,032) . . . Impressed scouts at the Senior Bowl, where he effectively covered bigger competition . . . He fared well at the BLESTO testing, displaying outstanding quickness, agility, and an ability to turn with the best . . . Lions also see him as a kick returner . . . Set school records for career interceptions (24) and single-season kickoff return average (40.6) . . . He also earned 61 solo and 47 assisted tackles last fall . . . Will be tested as a punt returner, although he hasn't returned punts since 1979 . . . Was voted most outstanding field practicum student on campus . . . Lettered four years at Georgetown, after attending Spruce Creek High in Daytona Beach . . . Graduated from college in December of 1981.



### Round Five: (127th choice)


#### **WILLIAM GRAHAM**

**Safety — Texas**


**Ht. 5-11 Wt. 188**

**Born: Greenwood, Miss., Sept. 27, 1959**

Texas Coach Fred Akers called it "ridiculous" that Graham wasn't chosen All-SWC . . . Preserved the 1982 Cotton Bowl win with a fourth quarter interception . . . Set Texas record with a conference leading eight interceptions last fall . . . Impressed scouts with ability, especially since Texas has put its free safety just eight yards off the ball in its defensive alignment . . . Picked off four passes in 1980, while earning 97 tackles . . . Finest game last fall may have been his 20 tackle performance against Oklahoma, which earned him conference player of the week honors . . . Grew up and attended high school in Silsbee, Tex., the same hometown as Lions James Hunter . . . majoring in Sociology.



**Round Six: (154th choice)**



**MIKE MACHUREK**  
**Quarterback — Idaho State**  
**Ht. 6-0 Wt. 202**  
**Born: Las Vegas, Nev., July 22, 1960**

The Big Sky Conference's leading offensive player in both of the last two seasons . . . Led the conference and Division 1-AA in passing and total offense last fall . . . Completed 188 of 313 for a school record 2,752 yards and 22 touchdowns . . . His completion percentage was an amazing 60.1 in 1981 . . . In 1980, he completed a school record 196 of 390 for 2,397 yards and 16 TDs . . . His Idaho State career totals established new completion (384), attempt (703), yardage (5,149) and TD (38) marks at the university . . . Joined Idaho State in the spring of 1980, after transferring from San Diego City College . . . ISU, which suffered through an 0-11 season in 1979, went to 6-5 in 1980 and then to 9-1 and Big Sky and Division 1-AA titles last year . . . Only '81 loss was to Montana when Machurek had mononucleosis . . . Did not throw an interception during the three wins which led to the championship . . . Dismantled Eastern Kentucky in the title game with a 29 of 44 for 330 yards passing performance . . . Possibly his finest game came against Utah State (Eric Hipple's alma mater) last year when he completed 25 of 42 for a school record 426 yards and five TDs . . . He also caught three passes during his career, including two touchdowns . . . Attended Madison High in San Diego . . . Married last May to the former Leslie Williams . . . a physical education major.

**Round Seven: (175th choice)**


**(Choice obtained from Houston for Luther Bradley)**



**PHIL BATES**  
**Fullback — Nebraska**  
**Ht. 6-1 Wt. 230**  
**Born: Omaha, Neb., Sept. 4, 1958**

Played in the Senior Bowl and impressed scouts with his blocking ability and good hands . . . Reminds Detroit staff of a tall Vince Thompson . . . Gained 555 yards on 94 carries for seven touchdowns last year for a fine Nebraska team . . . Teammate of No. 1 choice Jimmy Williams . . . Transferred from Ellsworth, Iowa Junior College in 1979 . . . Voted to UPI's All-Big Eight squad in 1981 . . . Benches 320 lbs. and was one of the strongest fullbacks in the country . . . Scored a touchdown with six seconds left last fall to beat Missouri, 6-0 . . . A criminal justice major, he attended Burke High in Omaha . . . He and his wife, Audrey, are the parents of a daughter, Audra.

**Round Seven: (187th choice)**



**VICTOR SIMMONS**  
**Wide Receiver — Oregon State**  
**Ht. 6-1 Wt. 198**  
**Born: Joliet, Ill., Nov. 5, 1960**

Recruited as a wide receiver, he played some excellent special teams during his freshman season . . . Switched to defensive back, where he intercepted a pass during his sophomore campaign . . . Moved back to wide receiver as a junior and finished as the school's fifth leading receiver with 80 catches for 1,203 yards . . . Lions like his ability on both sides of the ball . . . Ranked second in the Pac-10 last fall with 703 yards through the air . . . Also returned 12 punts for 57 yards . . . Averaged 15.0 yards per catch during his career . . . Has outstanding blocking and tackling ability . . . Prepped at Oakland, Ca., McClymonds High . . . Majors in exploratory science.

**Round Eight: (208th choice)**


**MARTIN MOSS**

**Defensive Tackle — U.C.L.A.**

**Ht. 6-4 Wt. 250**

**Born: San Diego, Ca., Dec. 16, 1958**

A versatile athlete, who has played nose guard, defensive tackle and offensive guard during his college years at UCLA . . . Volunteered to play on offense when injuries depleted the line in 1978 . . . Red shirted in 1977 . . . Last fall he made 31 tackles, caused two fumbles, recovered four and earned six quarterback traps, including four in one game versus Oregon . . . Played in the Bluebonnet Bowl against Michigan last year and recorded three tackles . . . Called the quickest lineman at UCLA . . . Scouts think he can become an excellent pass rusher . . . Attended Lincoln High in San Diego along with USC's Marcus Allen . . . Enjoys and excels at cooking . . . Majors in sociology.



**Round Nine: (231st choice)**

**(Choice obtained from Los Angeles for switch in seventh round)**


**DAN WAGONER**

**Cornerback — Kansas**

**Ht. 5-10 Wt. 175**

**Born: High Point, N.C., Dec. 12, 1959**

Has played at running back, wide receiver and finally at corner during his college career . . . Came up with 30 tackles, a fumble recovery and an interception last year . . . Detroit scouts like his quickness (4.6 40), intelligence and poise . . . Voted to the All-Big Eight Academic squad . . . Runs track for the Jayhawks as a sprinter . . . Could see action as a punt and kickoff returner . . . Fielded 11 punts last fall for 43 yards in returns . . . Attended Andrews High in High Point . . . Majoring in business.



**Round Ten: (266th choice)**


**ROOSEVELT BARNES**

**Linebacker — Purdue**


**Ht. 6-2 Wt. 215**

**Born: Ft. Wayne, Ind., Aug. 3, 1958**

A four-year basketball player for the Boilermakers . . . Played college football only last fall and excelled in passing situations . . . An outstanding athlete who could be a surprise, especially on special teams coverage . . . Ran a very impressive 4.5 40-yard dash during rookie camp in May . . . Also ran a 4.2 agility . . . Named midwest player of the week after a four-sack, 14-tackle performance last fall . . . Helped Purdue into the NCAA final four in 1980 and into the NIT final four in 1979 and 1981 . . . Also spent a season on the school's baseball team in 1979 . . . An all-state football and basketball player at Ft. Wayne High . . . Majors in management.



**Round Eleven: (292nd choice)**



**EDWARD LEE**


**Wide Receiver — South Carolina State**

**Ht. 5-11 Wt. 185**

**Born: Washington, D.C., Dec. 8, 1959**

May see primary action as a return specialist . . . Fielded seven punts for 80 yards last year . . . Led the team, which relied on a run oriented offense, with 12 receptions for 237 yards in 1981 . . . Helped Bulldogs into the Division 1-AA playoffs . . . Lost in the semis to eventual titlist Idaho State, led by Detroit's sixth round draft choice Mike Machurek . . . Averaged almost 19 yards per reception during his career . . . Drafted, incredibly, as a linebacker . . . Suffered a separated shoulder in 1977 and his weight dropped from 205 to 180 . . . Caught his first pass in 1979, his first experience of any kind as a receiver . . . Graduated from S.C. State in 1981, but stayed on at school studying for his masters . . . Preparing for medical school . . . His degree is in education . . . Ran on the school's track squad . . . Attended Woodrow Wilson High, the same school as Lions No. 1 choice Jimmy Williams.

**Round Twelve: (319th choice)**



**RICK PORTER**

**Running Back — Slippery Rock State**


**Ht. 5-10 Wt. 190**

**Born: Sylacaga, Ala., Jan. 14, 1960**

Hopes to become the first Lion to hail from Slippery Rock . . . Has already become the first Rocket to be drafted by an NFL club . . . Led NCAA Division II in rushing with a 131-yard per game average . . . Carried the ball 208 times last fall for 1,179 yards and six touchdowns . . . Picked up 2,982 yards on the ground during his final three years to total 3,124 for his four-year career . . . Led the team in scoring with 42 points . . . Also led the squad in punt returns with a 17.3 yard average and in kickoff returns with a 24.2 ratio . . . Detroit scouts had him rated in the sixth round . . . His career shattered old school records . . . Voted all-conference the last three seasons . . . Raised in Baltimore where he attended Milford Mill High . . . Will graduate next spring with a degree in communication.

**Round Twelve: (326th choice)**

**(Choice obtained from San Diego for John Woodcock)**



**ROB RUBICK**

**Tight End — Grand Valley State**

**Ht. 6-2 Wt. 225**

**Born: Newberry, Mich., Sept. 27, 1960**


Became the second athlete from Grand Valley State to be drafted . . . Ron Essink was drafted by Seattle last year . . . Set school records for receptions in a season (33) and career (83) . . . Also established new marks for receiving yardage in a season (558) and in a career (1,491) . . . Scored three touchdowns in 1981, while averaging 16.9 yards per catch . . . Best games included eight catches for 115 yards against Northern Michigan and seven receptions for 115 yards versus Hillsdale . . . Impressed scouts with a 4.8 clocking in the 40 this May . . . Cousin Ron played football at Michigan State from 1961-63 . . . Majoring in physical education.

# PAST DRAFT CHOICES INJURED IN 1981

## **DON GRECO**

**Offensive Guard — Western Illinois**  
**Ht. 6-3 Wt. 260 — Drafted '81, 3rd round**  
**Born: St. Louis, Mo., April 1, 1959**


Suffered a shoulder and neck injury in the first pre-season game, Aug. 8, at Buffalo . . . Missed the entire season while on the injured list . . . A muscle-bound athlete who has run a 4.9 40-yard dash and vertical jumped 32 inches . . . Before his injury, he lifted a record 830 pounds on the leg press . . . Sitting out last year was something very new to him after starting four straight seasons at Western Illinois . . . Monte Clark first saw him on film and watched him "Waffle some people" . . . "And it wasn't even his best game," said the coach . . . Named to the Little All-America squad during his last two collegiate seasons . . . Also named all-conference and Western Illinois' All-Time Outstanding Lineman . . . Says he was 119 lbs. and skinny during his first two years of high school in St. Louis, where he still makes his off-season home.



## **WILLIE JACKSON**

**Defensive Back — Mississippi State**  
**Ht. 5-10 Wt. 194 — Drafted '81, 11th round**  
**Born: Ocean Springs, Miss., Oct. 9, 1957**

Was injured in training camp last August and spent the entire year on injured reserve . . . Has worked hard during the off-season on conditioning . . . Could find an opening in the Detroit secondary or on special teams . . . Scouted as a corner and as a kick returner . . . Lion coaches also liked his work habits and agility . . . Started two seasons at Mississippi State and came up with 73 tackles, 16 pass deflections and four interceptions . . . All his steals came in 1980 as a senior . . . Helped his school into the 1980 Sun Bowl on the strength of a 9-3 record . . . Moved into the Detroit area last fall.



## **DeWAYNE JETT**

**Wide Receiver — Hawaii**  
**Ht. 6-2 Wt. 194 — Drafted '80, 9th round**  
**Born: Minneapolis, Minn., Feb. 24, 1958**

Spent his second consecutive season on the injured reserve list . . . Severely pulled a leg muscle early in the 1980 training camp, then broke his hand a month into the 1981 camp . . . Has flashes of excellence, both in summer drills and in regular season practice sessions . . . Still retains his quickness and speed . . . Runs a 4.6 40 . . . Lettered four seasons at Hawaii . . . Led his school in receiving as a senior and set a new team record with a 16.3 average per catch . . . Earned six letters in football and track at San Fernando High in California . . . Now lives in Northridge, Ca.



## **NOTABLE HOME ATTENDANCES**

Highest Regular Season Opener — 80,642 vs. Dallas, Oct. 6, 1975  
Highest Thanksgiving Day — 80,638 vs. Kansas City, Nov. 26, 1981,  
Chicago, Nov. 27, 1980 and Los Angeles, Nov. 27, 1975  
Highest Pre-Season — 62,094 vs. Kansas City, Aug. 23, 1975  
Highest In-Stadium — 80,444 vs. Tampa Bay, Dec. 20, 1981

## LIONS TOP 20 REGULAR SEASON CROWDS

(ALL AT PONTIAC SILVERDOME — ACTUAL IN-HOUSE CROWDS)

†* 1. 80,444 — Buccaneers, 12/20/81	†*11. 78,147 — Saints, 10/12/80
†* 2. 80,291 — Vikings, 9/28/80	12. 78,087 — Dolphins, 12/9/79
3. 80,027 — Cardinals, 9/21/80	†*13. 78,042 — Bears, 11/21/76
†* 4. 79,784 — Cowboys, 10/6/75	†*14. 77,919 — Raiders, 9/27/81
†* 5. 79,694 — Cowboys, 11/15/81	†*15. 77,677 — Colts, 11/16/80
†* 6. 79,428 — Vikings, 12/12/81	*16. 77,292 — Vikings, 9/26/76
†* 7. 78,845 — 49ers, 11/2/80	†*17. 77,098 — Buccaneers, 12/14/80
†* 8. 78,685 — Vikings, 12/9/78	18. 76,946 — Packers, 11/16/75
†* 9. 78,452 — Vikings, 12/17/77	†*19. 76,735 — Chiefs, 11/26/81
*10. 78,452 — Packers, 10/16/77	†*20. 76,063 — Packers, 10/25/81

\*Sellout †Televised locally (21 sellouts of 80,638)

## YEAR-BY-YEAR ATTENDANCE (SINCE 1975 AT PONTIAC SILVERDOME)

Regular Season	Tickets Distributed	Actual	No Shows
1975 (7 games)	548,159	513,383	34,776
1976 (7 games)	511,586	481,685	29,901
1977 (7 games)	490,584	459,281	31,303
1978 (8 games)	522,189	499,219	22,970
1979 (8 games)	548,640	520,589	28,051
1980 (8 games*)	644,904	622,593	22,311
1981 (8 games*)	621,674	603,679	17,995
<b>TOTALS</b>	<b>3,887,736</b>	<b>3,700,429</b>	<b>187,307</b>
*Led League			

## SILVERDOME RECORDS (Since 1975)

### Longest Run from Scrimmage

HORACE KING, 75 yds against Tampa Bay, Nov. 12, 1978 (TD)

### Longest Pass Completion

LEONARD THOMPSON from ERIC HIPPLE, 94 yds against Chicago, Oct. 19, 1981 (TD)

### Longest Punt

TOM SKLADANY, 74 yds against Oakland, Sept. 27, 1981

### Longest Punt Return

EDDIE PAYTON, 87 yds against Minnesota, Dec. 17, 1977 (TD)

### Longest Kickoff Return

JAMES OWENS, 101 yds for San Francisco, Nov. 2, 1980 (TD)

### Longest Interception Return

LUTHER BRADLEY, 76 yds against Minnesota, Dec. 9, 1978 (TD)

### Longest Field Goal

ED MURRAY, 53 yds against Chicago, Oct. 19, 1981

## HOW THEY BECAME LIONS

### DRAFT CHOICES (31):

- 1974 (1) Bussey, 3rd  
1975 (3) English, 2nd; King, 6th; L. Thompson, 8th  
1976 (3) Hunter, 1st; Hill, 2nd; Bolinger, 3rd  
1977 (1) Kane, 3rd  
1978 (4) Baker, 2nd; Elias, 4th; Fowler, 5th; J. Thompson, 6th  
1979 (4) Dorney, 1st; Fantetti, 2nd; Norris, 4th; Komlo, 9th  
1980 (9) Sims, 1st; Turnure, 3rd; Hipple, 4th; Ginn, 5th; Dieterich, 6th; Murray, 7th; Jett, 9th; Smith, 11th; Williams, 12th  
1981 (6) Nichols, 1st; Green, 2nd; Greco, 3rd; Porter, 4th; Lee, 5th; Jackson, 11th

### TRADES (7):

- 1978 (5) Skladany (Cleveland); Scott (Baltimore); Allen (Pittsburgh); Gay (Denver); Baldischwiler (Miami)  
1980 (1) White (Baltimore)  
1981 (1) Towle (Miami)

### FREE AGENTS (11):

- 1976 (1) Danielson  
1978 (2) Callicutt, Pureifory  
1979 (1) Cobb  
1981 (7) Culp, Furness, Gray, Hall, Hartman, Olivieri, V. Thompson

### WAIVERS (5):

- 1979 (1) Harrell  
1980 (1) Oldham  
1981 (3) Ehrmann, Martin, Tautolo

## THE LAST TIME

### Punt Returned for TD

- By Lions — Dec. 12, 1981, Robbie Martin (45 yards) vs. Minnesota  
By Opponent — Dec. 7, 1980, Roy Green (57) for St. Louis

### Kickoff Returned for TD

- By Lions — Dec. 14, 1980, Ray Williams (91) vs. Tampa Bay  
By Opponent — Nov. 27, 1980, Dave Williams (95) for Chicago

### Interception Returned for TD

- By Lions — Oct. 11, 1981, Alvin Hall (60) at Denver  
By Opponent — Nov. 22, 1981, Todd Bell (92) for Chicago

### Shutout Recorded

- By Lions — Sept. 27, 1981, 16-0 over Oakland  
By Opponent — Nov. 9, 1980, 34-0 by Minnesota

### Safety Recorded

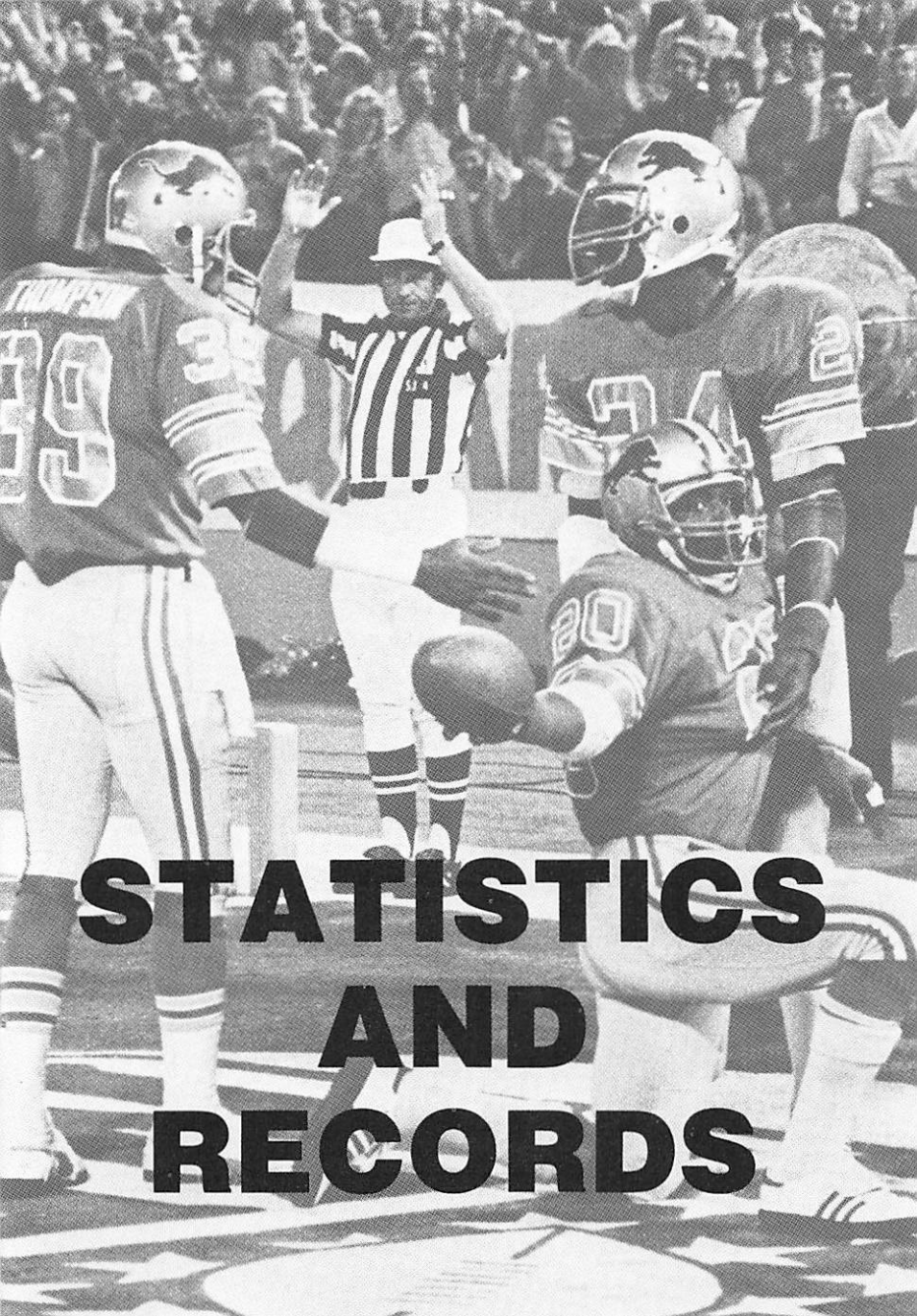
- By Lions — Oct. 5, 1980, at Atlanta  
By Opponent — Oct. 5, 1980, by Atlanta

### Fumble Recovered/Returned for TD

- By Lions — Oct. 7, 1979, William Gay (end zone) at New England  
By Opponent — Dec. 20, 1981, Dave Logan (21) for Tampa Bay

### Punt Blocked

- By Lions — Dec. 11, 1977, Leonard Thompson (TD) at Baltimore  
By Opponent — Oct. 5, 1980, Tom Glazebrook (TD) for Atlanta



# **STATISTICS AND RECORDS**

# 1981 DETROIT LION STATISTICS

FINAL RECORD: 8-8

## GAME RESULTS AND ATTENDANCE

S 6	24	SAN FRANCISCO	17 +	62,123
S13	23	at San Diego	28—	51,624
S20	24	at Minnesota	26—	45,350
S27	16	OAKLAND	0 +	77,919
O 4	10	at Tampa Bay	28—	71,733
O11	21	at Denver	27—	74,816
O19	48	CHICAGO	17 +	71,273
O25	31	GREEN BAY	27 +	76,063
N 1	13	at Los Angeles	20—	61,824
N 8	31	at Washington	33—	52,096
N15	27	DALLAS	24 +	79,654
N22	23	at Chicago	7 +	50,082
N26	27	KANSAS CITY	10 +	76,735
D 6	17	at Green Bay	31—	54,481
D12	45	MINNESOTA	7 +	79,428
D20	17	TAMPA BAY	20—	80,444
	397		322	

Home Games at Pontiac Silverdome  
in CAPS

Home Attendance: 603,679;  
Average: 75,460

## TEAM STATISTICS

	Lions	OPP.
Yards Gained—Total	5933	4846
Yards Gained—Rushing	2795	1623
Yards Gained—Passing	3138	3223
First Downs—Total	340	279
First Downs—Rushing	167	93
First Downs—Passing	150	158
First Downs—Penalty	23	28
Passes Attempted	436	475
Passes Completed	228	261
QB Sacked	44	47
Yards Lost	337	373
Interceptions By	24	23
Punts/Average	64/43.5	81/42.9
Punt Returns/Average	52/8.7	39/7.7
Kickoff Returns/Average	61/19.1	70/18.0
Penalties/Yards	111/990	94/865
Fumbles/Lost	41/20	29/15
Touchdowns/Extra Points	46/46	38/37
TDs: Rush/Pass/Return	26/18/2	14/22/2
Total Offensive Plays	1076	991
Avg. Gain Per Play	5.5	4.9
Total Rushing Plays	596	469
Avg. Gain Per Rush	4.7	3.5
Total Passing Plays	228	261
Avg. Gain Per Pass	13.8	12.3
Avg. Total Yards Per Game	370.8	302.9
Avg. Rush Yards Per Game	174.7	101.4
Avg. Pass Yards Per Game	196.1	201.4

Passing	GP	GS	Att	Comp	Avg.	Yds.	L	Int	TD	TT/LOST
Hipple	16	10	279	140	50.2	2358	94t	15	14	27/208
Danielson	6	4	95	56	58.3	784	45	5	3	12/ 84
Komlo	3	2	57	29	50.9	290	46	3	1	5/ 45
Skladany	16	0	3	3	100.0	43	19	0	0	0/ 0
Scott	16	0	1	0	0.0	0	0	0	0	0/ 0

## INDIVIDUAL STATISTICS

Rushing	Att	Yds	Avg.	L	TD
Sims	296	1437	4.9	51	13
Bussey	105	446	4.3	23	0
Kane	77	332	4.3	20	2
V. Thompson	35	211	6.0	30	1
Hipple	41	168	4.1	18	7
Receiving	No.	Yds.	Avg.	L	TD
Scott	53	1022	19.3	48	5
Hill	33	462	14.0	34	4
L. Thompson	30	550	18.3	94t	3
Sims	28	451	16.1	81t	2
King	21	217	10.3	41	1
Bussey	18	92	5.1	16	0
Kane	17	181	10.7	40	1
Nichols	10	222	22.2	59	1
Interceptions	No.	Yds.	Avg.	L	TD
Allen	9	123	13.7	34	0
White	4	37	9.3	16	0
Cobb	3	32	10.7	17	0
Fantetti	2	18	9.0	17	0
Punt Returns	No.	Yds.	Avg.	L	TD
Martin	52	450	8.7	45t	1
Kickoff Ret.	No.	Yds.	Avg.	L	TD
Hall	25	525	21.0	36	0
Martin	25	509	20.4	34	0
Nichols	4	74	18.5	26	0
Punting	No.	Yds.	Avg.	L	Bik.
Skladany	64	2784	43.5	74	0
Scoring/ Kick FGA	FG	L	EPA	EP	Pts
Murray 35	25	53	46	46	121
Scoring/TD	Rush	Rec	Ret	Pts	
Sims	13	2	0	90	
Hipple	7	0	0	42	
Scott	0	5	0	30	
Hill	0	4	0	24	
L. Thompson	1	3	0	24	
Kane	2	1	0	18	
Danielson	2	0	0	12	
King	0	1	0	6	
Nichols	0	1	0	6	
V. Thompson	1	0	0	6	
Porter	0	1	0	6	
Hall	0	0	1	6	
Martin	0	0	1	6	

# LIONS 1981 GAME-BY-GAME SUMMARY

## SEPT. 6 — LIONS 24, 49ERS 17 at Pontiac, 62,123

San Francisco	0	3	0	14	— 17
Detroit	0	10	0	14	— 24

- SF — Wersching 25 FG
- D — Sims 39 pass from Danielson (Murray kick)
- D — Murray 29 FG
- SF — Patton 1 run (Wersching kick)
- D — King 17 pass from Danielson (Murray kick)
- SF — Solomon 21 pass from Montana (Wersching kick)
- D — Sims 1 run (Murray kick)

A one-yard TD plunge by Billy Sims with 18 seconds remaining gave the Lions a big opening day win over the eventual Super Bowl XVI champs. Sims also grabbed a 39-yard scoring toss from Gary Danielson, who completed 16 of 27 for 196 yards. San Francisco matched Detroit in all statistical areas, as quarterback Joe Montana was accurate on 18 of 28 for 195 yards. Sims led the Lions with 59 yards rushing on the day, while 49er Ricky Patton picked up 72 on the ground.

## SEPT. 13 — CHARGERS 28, LIONS 23 at San Diego, Ca., 51,624

Detroit	3	0	10	10	— 23
San Diego	7	0	7	14	— 28

- SD — Muncie 1 run (Benirschke kick)
- D — Murray 18 FG
- D — Danielson 11 run (Murray kick)
- D — Murray 37 FG
- SD — Winslow 7 pass from Fouts (Benirschke kick)
- D — Sims 12 run (Murray kick)
- SD — Muncie 1 run (Benirschke kick)
- D — Murray 30 FG
- SD — Cappelletti 2 run (Benirschke kick)

After matching a fine San Diego club score for score throughout the game, Detroit fell in the final seconds at the Charger goal line. A Frank Duncan interception ended a last minute Lion drive after San Diego scored the go-ahead TD with 56 seconds remaining. Detroit won the statistical war with 385 yards to the Chargers 367. Danielson threw for 213 yards, while Sims gained 98 rushing. However, San Diego's Dan Fouts went to the air for 316 yards, 166 of it to wide receiver Charlie Joiner.

## SEPT. 20 — VIKINGS 26, LIONS 24 at Bloomington, Minn., 45,350

Detroit	0	14	7	3	— 24
Minnesota	7	10	6	3	— 28

- M — Brown 1 run (Danmeier kick)
- M — Senser 4 pass from Kramer (Danmeier kick)
- D — Sims 2 run (Murray kick)
- D — Sims 3 run (Murray kick)
- M — Danmeier 39 FG
- M — Brown 59 pass from Kramer (Danmeier kick)
- D — Danielson 1 run (Murray kick)
- D — Murray 25 FG
- M — Danmeier 20 FG

For the second straight week, the Lions lost a heartbreaker on the road in the final seconds. This time, a Rick Danmeier field goal with just four ticks remaining doomed Detroit. The Lions piled up 404 yards in total offense, 232 on the arm of quarterback Gary Danielson and 112 with the strong legs of running back Billy Sims. However, Viking quarterback Tommy Kramer, who drove his club to the winning kick in the final two minutes, connected on 25 of 42 for 333 yards.

**SEPT. 27 — LIONS 16, RAIDERS 0**  
**at Pontiac, 77,919**

Oakland	0	0	0	0	—	0
Detroit	0	3	0	13	—	16

- D — Murray 36 FG
- D — Murray 39 FG
- D — Sims 3 run (Murray kick)
- D — Murray 39 FG

Before the first of six Silverdome sellouts in 1981, the Lions shutout the defending World Champion Oakland Raiders in week four. Detroit became the first club to whitewash the Raiders in 15 years as the Lions limited Oakland to just 131 yards in total offense. The Detroit defense collected six sacks and safety Jimmy Allen intercepted his fourth pass in as many games. Billy Sims earned his second consecutive 100-yard day by rushing for 133. Veteran Dexter Bussey passed Altie Taylor as the Lions all-time leading runner, but Danielson fractured his left wrist, an injury which would sideline the Detroit quarterback for ten weeks.

**OCT. 4 — BUCCANEERS 28, LIONS 10**  
**at Tampa, Fla., 71,733**

Detroit	10	0	0	0	—	10
Tampa Bay	0	14	0	14	—	28

- D — Murray 50 FG
- D — Scott 5 pass from Komlo (Murray kick)
- TB — House 17 pass from Williams (Capece kick)
- TB — House 13 pass from Williams (Capece kick)
- TB — Wilder 37 pass from Williams (Capece kick)
- TB — Obradovich 6 pass from Williams (Capece kick)

Despite outgaining Tampa Bay 332 total yards to 211, the Lions squandered a 10-point lead in losing their third game. Six turnovers, including four interceptions, ruined Detroit's chances. Buc quarterback Doug Williams' four TD passes didn't help either. Between Jeff Komlo and Eric Hipple, the Lions put the ball up 40 times, totalling 239 yards through the air. Detroit's defense held the Bucs to just 49 yards on the ground, solidifying the club's position as the NFL's toughest against the run.

**OCT. 11 — BRONCOS 27, LIONS 21**  
**at Denver, Colo., 74,816**

Detroit	7	14	0	0	—	21
Denver	10	7	3	7	—	27

- DEN — Watson 95 pass from Morton (Steinfort kick)
- DEN — Steinfort 24 FG
- DET — Sims 48 run (Murray kick)
- DET — Sims 1 run (Murray kick)
- DEN — Watson 40 pass from Morton (Steinfort kick)
- DET — Hall 60 interception return (Murray kick)
- DEN — Steinfort 24 FG
- DEN — Parros 15 pass from Morton (Steinfort kick)

Once again, the Lions were foiled in the final minute of an important road game. Billy Sims, who gained a career high 185 yards and scored two TDs on the afternoon, failed on a fourth-and-two sweep at the Denver 15 with 28 seconds left. However, it was Denver quarterback Craig Morton and wide receiver Steve Watson, who really cost Detroit the game. Morton completed 13 of 18 for 283 yards and three TDs, including 95 and 40 yarders to Watson, who finished with five receptions for 182 yards. Rookie Alvin Hall gave the Lions one of two leads they had with a 60-yard interception return in the second quarter.

**OCT. 19 — LIONS 48, BEARS 17  
at Pontiac, 71,273**

Chicago	7	7	0	3	— 17
Detroit	10	17	7	14	— 48

- D — Hipple 1 run (Murray kick)
- C — Anderson 85 pass from Evans (Roveto kick)
- D — Murray 49 FG
- D — Hipple 4 run (Murray kick)
- C — Payton 1 run (Roveto kick)
- D — Kane 2 pass from Hipple (Murray kick)
- D — Murray 53 FG
- D — Hill 10 pass from Hipple (Murray kick)
- C — Roveto 22 FG
- D — Scott 44 pass from Hipple (Murray kick)
- D — L. Thompson 94 pass from Hipple (Murray kick)

Detroit's first Monday Night football appearance since 1975 was also the debut of second year quarterback Eric Hipple as starter. Hipple responded magnificently as the Lions, playing without an injured Billy Sims, routed the Bears with their highest point total since 1957. Eric completed 14 of 25 for 336 yards and four touchdowns, including a 94-yarder to Leonard Thompson, the third longest in Lion history. As it turned out, Hipple accounted for all six Detroit TDs and led the club to 485 yards in total offense. Rick Kane filled in for Sims by gaining 101 yards and catching a scoring pass. Ed Murray's 53-yard field goal was the second longest in club history.

**OCT. 25 — LIONS 31, PACKERS 27  
at Pontiac, 76,063**

Green Bay	7	3	10	7	— 27
Detroit	7	10	7	7	— 31

- D — Hipple 6 run (Murray kick)
- GB — Lofton 75 pass from Dickey (Stenerud kick)
- GB — Stenerud 27 FG
- D — Murray 37 FG
- D — Hill 1 pass from Hipple (Murray kick)
- GB — Stenerud 39 FG
- D — Kane 2 run (Murray kick)
- GB — Ellis 46 pass from Whitehurst (Stenerud kick)
- GB — Ellis 1 run (Stenerud kick)
- D — Hipple 5 run (Murray kick)

Detroit evened its record at 4-4, dumping Green Bay on an Eric Hipple TD run with just under two minutes left. Playing without Sims for the second straight week, the Lions totalled over 400 yards in total offense for the second straight week, as Hipple completed 20 of 36 for 271 yards and Kane earned 80 yards on the ground. Tight end David Hill had his best career day, grabbing nine passes for 98 yards and a TD. The Lion defense held Green Bay to just 75 rushing yards, contributing three sacks and an interception.

**NOV. 1 - RAMS 20, LIONS 13  
at Anaheim, Ca., 61,814**

Detroit	10	3	0	0	— 13
Los Angeles	7	0	0	13	— 20

- LA — Tyler 69 run (Corral kick)
- D — Hill 14 pass from Hipple (Murray kick)
- D — Murray 49 FG
- D — Murray 45 FG
- LA — Tyler 1 run (Corral kick)
- LA — Corral 42 FG
- LA — Corral 31 FG

With Billy Sims back in the lineup, but not yet at 100%, Detroit's bad habits reemerged on the road. Sims gained 66 yards and went over the 2,000 yard mark for his career, but Ram Wendell Tyler stole the rushing show as he became the first opponent to pick up over 100 yards on the Lions in 1981. He rambled for 136 yards, most of it on a 69-yard TD jaunt to open the scoring. Detroit led the contest 13-7 for much of the afternoon but couldn't cash in on three drives into LA territory. Ram LeRoy Irvin and Lion Jimmy Allen both came up with two interceptions for their respective clubs.

**NOV. 8 — REDSKINS 33, LIONS 31**  
**at Washington, D.C., 52,096**

Detroit	7	14	0	10	— 31
Washington	10	10	3	10	— 33

- W — Washington 7 run (Moseley kick)
- W — Moseley 21 FG
- D — Scott 36 pass from Hipple (Murray kick)
- D — Hipple 2 run (Murray kick)
- W — Moseley 33 FG
- D — Sims 1 run (Murray kick)
- W — Monk 6 pass from Theismann (Moseley kick)
- W — Moseley 28 FG
- D — Sims 1 run (Murray kick)
- W — Washington 12 run (Moseley kick)
- D — Murray 50 FG
- W — Moseley 44 FG

In a game that saw the lead change hands six times, the Lions lost their fourth contest in the final minute. Mark Moseley's 44-yard field goal with 43 seconds remaining settled the see-saw affair which featured 963 yards in total offense by both teams. Detroit's 499-yard effort was fashioned by Billy Sims' 159 rushing yards, Eric Hipple's 282 passing yards and Fred Scott's 156 receiving yards. But the Lions lost three fumbles and suffered three interceptions, plus rookie Mark Nichols' 48-yard reception fell two yards short of a TD on the game's last play.

**NOV. 15 — LIONS 27, COWBOYS 24**  
**at Pontiac, 79,694**

Dallas	7	10	0	7	— 24
Detroit	0	7	10	10	— 27

- DAL — Pearson 10 pass from White (Septien kick)
- DAL — Septien 43 FG
- DAL — Pearson 12 pass from White (Septien kick)
- DET — Sims 3 run (Murray kick)
- DET — Nichols 6 pass from Hipple (Murray kick)
- DET — Murray 37 FG
- DAL — Saldi 14 pass from White (Septien kick)
- DET — Sims 81 pass from Hipple (Murray kick)
- DET — Murray 47 FG

With a national TV audience and a sellout crowd looking on, the Lions shocked Dallas, winning in much the same way they had lost many games in 1981. Ed Murray's 47-yard field goal, which split the uprights as time ran out, gave Detroit its first win over the Cowboys since 1960. Sims outrushed the vaunted Tony Dorsett 119 yards to 55 and Hipple piled on 264 passing yards to Danny White's 244. The Lions came back from a 17-0 deficit to claim the victory, their seventh straight in the Silverdome.

**NOV. 22 — LIONS 23, BEARS 7**  
**at Chicago, Ill., 50,082**

Detroit	3	6	7	7	— 23
Chicago	0	7	0	0	— 7

- D — Murray 24 FG
- D — Murray 23 FG
- D — Murray 49 FG
- C — Bell 92 interception return (Roveto kick)
- D — Hipple 5 run (Murray kick)
- D — Kane 2 run (Murray kick)

Detroit won its first and only road game of 1981 at Chicago and the Lions did it with a record-setting defensive performance. Detroit registered seven sacks and three interceptions while holding the Bears to just 24 yards in total offense. Chicago's super runner Walter Payton was held to 37 yards and the Bear passing game was stuck with -20 yards net. Billy Sims' 117-yard rushing effort gave him his third straight 100-yard day and helped Detroit square its record at 6-6.

**NOV. 26 — LIONS 27, CHIEFS 10  
at Pontiac, 76,735**

Kansas City	7	0	3	0	— 10
Detroit	7	10	3	7	— 27

- D — Hill 10 pass from Hipple (Murray kick)
- KC — Jackson 4 run (Lowery kick)
- D — Murray 34 FG
- D — Scott 40 pass from Hipple (Murray kick)
- KC — Lowery 33 FG
- D — Murray 46 FG
- D — Sims 4 run (Murray kick)

Detroit played almost errorless football on this Thanksgiving Day and in pushing its record to 7-6, earned a three-way tie for first in the NFC Central. Ed Murray's two field goals and three PATs pushed his 1981 point total over 100. While operating a proficient offense, the Lions held KC's top-rated rushing attack to just 116 yards and sacked Chief quarterbacks five times during the afternoon. Linebacker Stan White earned his 31st career interception, while safety Jimmy Allen came up with his 30th.

**DEC. 6 — PACKERS 31, LIONS 17  
at Green Bay, Wis., 54,471**

Detroit	3	7	7	0	— 17
Green Bay	0	14	7	10	— 31

- D — Murray 38 FG
- D — V. Thompson 9 run (Murray kick)
- GB — Huckleby 1 run (Stenerud kick)
- GB — Coffman 5 pass from Dickey (Stenerud kick)
- GB — Lofton 15 pass from Dickey (Stenerud kick)
- D — Sims 3 run (Murray kick)
- GB — Huckleby 1 run (Stenerud kick)
- GB — Stenerud 36 FG

The pattern was familiar. The Lions go on the road, grab an early lead, but falter and lose in the fourth quarter. It happened again in Green Bay. Detroit jumped out to a 10-0 lead early in the second quarter. But Packer quarterback Lynn Dickey's 20 of 31 for 279 yards and two TDs, came on to beat the Lions. Wide receiver John Jefferson sparked Green Bay much of the afternoon, catching eight for 113 yards. Detroit did some nifty passing of its own as Eric Hipple threw for 240 yards.

**DEC. 12 — LIONS 45, VIKINGS 7  
at Pontiac, 79,428**

Minnesota	0	7	0	0	— 7
Detroit	14	17	7	7	— 45

- D — Sims 14 run (Murray kick)
- D — Martin 45 punt return (Murray kick)
- M — Senser 3 pass from Kramer (Danmeier kick)
- D — Murray 26 FG
- D — Scott 7 pass from Hipple (Murray kick)
- D — L. Thompson 10 pass from Hipple (Murray kick)
- D — L. Thompson 1 run (Murray kick)
- D — Porter 27 pass from Danielson (Murray kick)

With their playoff hopes at stake, the Lions dismantled an old nemesis, the Minnesota Vikings, and kept their perfect home record intact at 7-0. Billy Sims ran for 110 yards, Eric Hipple passed for two touchdowns, Gary Danielson came back from the injured list to throw another, and three players, Leonard Thompson, Tracy Porter and Horace King, all caught over 50 yards worth of passes. Also, the Lions claimed four interceptions and held the Vikes to just 72 yards on the ground. Robbie Martin's TD marked the first successful punt return by a Lion since 1977.

## DEC. 20 — BUCCANEERS 20, LIONS 17 at Pontiac, 80,444

Tampa Bay	3	7	0	10	—	20
Detroit	0	7	3	7	—	17

- TB — Capece 40 FG
- D — Hipple 9 run (Murray kick)
- TB — House 84 pass from Williams (Capece kick)
- D — Murray 47 FG
- TB — Capece 30 FG
- TB — Logan 21 fumble recovery/return (Capece kick)
- D — L. Thompson 8 pass from Hipple (Murray kick)

With the NFC Central Division title on the line, the Lions lost not only the championship but their first game at home, leaving Detroit out of the playoffs for the 11th consecutive year. The Lions outgained the Bucs in all statistical categories, but three Detroit drives inside the Tampa Bay 20 were stopped scoreless. A pair of steals by Buc safety Cedric Brown killed the Lions deep in Tampa Bay territory. The in-stadium crowd of 80,444 was an all-time Detroit record, but it saw the Buccaneers win their second division crown in three years.

### 1981 TEAM MILESTONES

5,933 total offensive yards \*NEW RECORD\* (old mark 5,540 in 1980)  
 397 total points \*NEW RECORD\* (old mark 347 in 1970)  
 46 total touchdowns \*NEW RECORD\* (old mark 44 in 1951)  
 340 first downs \*NEW RECORD\* (old mark 308 in 1980)  
 596 rushing attempts \*NEW RECORD\* (old mark 572 in 1980)  
 2,795 rushing yards (3rd all-time) (record is 2,885 in 1936)  
 436 passing attempts (5th all-time) (record is 456 in 1966)  
 228 passing completions (8th all-time) (record is 248 in 1980)  
 3,138 passing yards \*NEW RECORD\* (old mark 2,941 in 1980)  
 Detroit's offense ranked first among NFC clubs; leading the NFL in rushing  
 Detroit's defense ranked fourth among NFC clubs; leading the NFL defending  
 the run

---

### 1981 INDIVIDUAL MILESTONES

- Billy Sims — 1,437 rushing yards \*NEW RECORD\* (old mark 1,303 Sims 1980)  
 296 rushing attempts (record is 313 Sims 1980)  
 15 touchdowns (record is 16 Sims 1980)  
 13 rushing TDs (tied own record of 1980)  
 7 100-yards games \*NEW RECORD\* (old mark 5 Sims 1980)  
 185 rushing yards (career high) (record is 198 Hoernschemeyer 1950)  
 vs. Denver  
 10/11/81
  - Eric Hipple — 7 rushing TDs (led NFL quarterbacks)  
 336 passing yards (record is 374 Layne 1950)  
 4 passing TDs (record is 5 Danielson 1978)  
 vs. Chicago  
 10/19/81
  - Ed Murray — 121 points (tied for NFC lead) (record is 128 Walker 1950)  
 46 PATs \*NEW RECORD\* (old mark 43 Walker 1951 and 1954)  
 25 field goals (record is 27 Murray 1980)
  - Fred Scott — 53 pass receptions (record is 67 Studstill 1966)  
 1,022 pass yards (record is 1,266 Studstill 1966)
  - Jimmy Allen — 9 interceptions (record is 12 Christiansen 1953 and Doll 1950)
  - Robbie Martin — 450 punt return yards (record is 457 Studstill 1962)  
 52 punt returns \*NEW RECORD\* (old mark 32 Watkins 1963)
-

# LIONS INDIVIDUAL RECORDS (1934-1981)

## CAREER

### SERVICE

#### MOST SEASONS:

- 15 Wayne Walker, 1958-72
- 14 Dick LeBeau, 1959-72
- 13 Joe Schmidt, 1953-65
- 13 Darris McCord, 1955-67
- 13 Larry Hand, 1964-77
- 12 Alex Karras, 1958-62, 1964-70
- 12 Paul Naumoff, 1967-78

#### MOST GAMES:

- 200 Wayne Walker, 1958-72
- 185 Dick LeBeau, 1959-72
- 168 Darris McCord, 1955-67
- 168 Paul Naumoff, 1967-78
- 164 Larry Hand, 1964-77
- 161 Alex Karras, 1958-62, 1964-70
- 154 Joe Schmidt, 1953-65

### RUSHING

#### MOST ATTEMPTS:

- 1165 Altie Taylor, 1969-76
- 1066 Dexter Bussey, 1974-
- 938 Nick Pietrosante, 1959-65
- 739 Mel Farr, 1967-73
- 693 Ace Gutowsky, 1934-38
- 651 Dan Lewis, 1958-64
- 635 Steve Owens, 1970-76

#### MOST YARDS GAINED

- 4629 Dexter Bussey, 1974-
- 4297 Altie Taylor, 1969-76
- 3933 Nick Pietrosante, 1959-65
- 3072 Mel Farr, 1967-73
- 2740 Billy Sims, 1980-
- 2698 Dan Lewis, 1958-64
- 2451 Steve Owens, 1970-76
- 2444 Ace Gutowsky, 1934-38

### PASSING

#### MOST ATTEMPTS:

- 2193 Bobby Layne, 1950-58
- 1747 Greg Landry, 1968-78
- 1315 Milt Plum, 1962-67
- 1314 Bill Munson, 1968-76
- 964 Gary Danielson, 1976-

#### MOST COMPLETIONS:

- 1074 Bobby Layne, 1950-58
- 957 Greg Landry, 1968-78
- 716 Bill Munson, 1968-76
- 671 Milt Plum, 1962-67
- 541 Gary Danielson, 1976-

#### MOST YARDS GAINED:

- 15710 Bobby Layne, 1950-58
- 12457 Greg Landry, 1968-78
- 8536 Milt Plum, 1962-67
- 8451 Bill Munson, 1968-76
- 6746 Gary Danielson, 1976-

#### MOST TOUCHDOWN PASSES:

- 118 Bobby Layne, 1950-58
- 80 Greg Landry, 1968-78
- 56 Bill Munson, 1968-76
- 55 Milt Plum, 1962-67
- 53 Earl Morrall, 1958-64

#### MOST PASSES INTERCEPTED:

- 142 Bobby Layne, 1950-58
- 87 Milt Plum, 1962-67
- 81 Greg Landry, 1968-78
- 42 Bill Munson, 1968-76
- 41 Earl Morrall, 1958-64
- 40 Frank Sinkwich, 1943-44

### RECEIVING

#### MOST PASSES RECEIVED:

- 336 Charlie Sanders, 1968-77
- 325 Gail Cogdill, 1960-68
- 287 Jim Gibbons, 1958-68
- 227 Terry Barr, 1957-65
- 205 Fred Scott, 1978-

#### MOST YARDS GAINED:

- 5220 Gail Cogdill, 1960-68
- 4817 Charlie Sanders, 1968-77
- 3810 Terry Barr, 1957-65
- 3561 Jim Gibbons, 1958-68
- 3349 Fred Scott, 1978-

### INTERCEPTIONS

#### MOST PASSES INTERCEPTED:

- 62 Dick LeBeau, 1959-72
- 56 Lem Barney, 1967-77
- 50 Yale Lary, 1952-53, 1956-64
- 46 Jack Christiansen, 1951-58
- 36 Jim David, 1952-59

#### MOST YARDS GAINED:

- 1051 Lem Barney, 1967-77
- 787 Yale Lary, 1952-53, 1956-64
- 762 Dick LeBeau, 1959-72
- 719 Bob Smith, 1949-53
- 717 Jack Christiansen, 1951-58

### SCORING

#### MOST POINTS:

- 636 Errol Mann, 1969-76
- 534 Doak Walker, 1950-55
- 345 Wayne Walker, 1958-72
- 259 Jim Martin, 1951-61
- 254 Dutch Clark, 1934-38

#### MOST TOUCHDOWNS (Total):

- 38 Terry Barr, 1957-65
- 36 Mel Farr, 1967-73
- 34 Doak Walker, 1950-55
- 32 Cloyce Box, 1949-50, 1952-54
- 31 Billy Sims, 1980-
- 31 Leon Hart, 1950-57
- 30 Nick Pietrosante, 1959-65
- 30 Gail Cogdill, 1950-68
- 30 Altie Taylor, 1969-76

#### MOST TOUCHDOWNS (Rushing):

- 28 Nick Pietrosante, 1959-65
- 26 Billy Sims, 1980-
- 26 Mel Farr, 1967-73
- 24 Altie Taylor, 1969-76
- 20 Steve Owens, 1970-76
- 19 Greg Landry, 1968-78
- 15 Bob Hoernschemeyer, 1950-55

#### MOST TOUCHDOWNS (Receiving):

- 35 Terry Barr, 1957-65
- 32 Cloyce Box, 1949-50, 1952-54
- 31 Charlie Sanders, 1967-77

- 28 Gail Cogdill, 1960-68
- 26 Larry Walton, 1969-76
- 25 Leon Hart, 1950-57
- 21 Doak Walker, 1950-55

**MOST TOUCHDOWNS (Returning):**

- 11 Jack Christiansen, 1951-58
- 10 Lem Barney, 1967-77

**MOST EXTRA POINTS:**

- 213 Errol Mann, 1969-76
- 183 Doak Walker, 1950-55
- 172 Wayne Walker, 1958-72
- 91 Jim Martin, 1951-61
- 81 Ed Murray, 1980-

**MOST FIELD GOALS:**

- 141 Errol Mann, 1969-76
- 56 Jim Martin, 1951-61
- 53 Wayne Walker, 1958-72
- 52 Ed Murray, 1980-
- 49 Doak Walker, 1950-55

**PUNTING**

**MOST PUNTS:**

- 503 Yale Lary, 1952-53, 1956-64
- 436 Herman Weaver, 1970-78
- 232 Tom Skladany, 1980-
- 187 Pat Studstill, 1961-67
- 182 Bob Smith, 1949-54

**BEST AVERAGE:**

- 44.3 Yale Lary, 1952-53, 1956-64
- 42.7 Bob Smith, 1949-54
- 42.4 Pat Studstill, 1961-67

**PUNT RETURNS**

**MOST RETURNS:**

- 143 Lem Barney, 1967-77
- 126 Yale Lary, 1952-53, 1956-64
- 94 Tom Watkins, 1962-67
- 85 Jack Christiansen, 1951-58

**MOST YARDS RETURNED:**

- 1312 Lem Barney, 1967-77
- 1084 Jack Christiansen, 1951-58
- 970 Tom Watkins, 1962-67
- 758 Yale Lary, 1952-53, 1956-64
- 716 Pat Studstill, 1961-67

**KICKOFF RETURNS**

**MOST RETURNS:**

- 91 Tom Watkins, 1962-67
- 75 Pat Studstill, 1961-67
- 62 Tom Vaughn, 1965-71

**MOST YARDS RETURNED:**

- 2262 Tom Watkins, 1962-67
- 1924 Pat Studstill, 1961-67
- 1595 Tom Vaughn, 1965-71

**SEASON**

**RUSHING**

**MOST ATTEMPTS:**

- 313 Billy Sims, 1980
- 296 Billy Sims, 1981
- 246 Steve Owens, 1971
- 225 Dexter Bussey, 1978
- 206 Mel Farr, 1967
- 201 Nick Pietrosante, 1961
- 198 Altie Taylor, 1970
- 195 Altie Taylor, 1975

**MOST YARDS GAINED:**

- 1437 Billy Sims, 1981
- 1303 Billy Sims, 1980
- 1035 Steve Owens, 1971
- 924 Dexter Bussey, 1978
- 872 Nick Pietrosante, 1960
- 860 Mel Farr, 1967
- 841 Nick Pietrosante, 1961

**PASSING**

**MOST ATTEMPTS:**

- 417 Gary Danielson, 1980
- 368 Jeff Komlo, 1979
- 351 Gary Danielson, 1978
- 336 Bobby Layne, 1950
- 332 Bobby Layne, 1951
- 329 Bill Munson, 1968

**MOST COMPLETIONS:**

- 244 Gary Danielson, 1980
- 199 Gary Danielson, 1978
- 183 Jeff Komlo, 1979
- 181 Bill Munson, 1968
- 179 Milt Plum, 1962
- 174 Earl Morrall, 1963

**MOST YARDS GAINED:**

- 3223 Gary Danielson, 1980
- 2621 Earl Morrall, 1963
- 2403 Bobby Layne, 1951
- 2378 Milt Plum, 1962
- 2358 Eric Hipple, 1981
- 2323 Bobby Layne, 1950
- 2311 Bill Munson, 1968

**MOST TOUCHDOWN PASSES:**

- 26 Bobby Layne, 1951
- 24 Earl Morrall, 1963
- 19 Bobby Layne, 1952
- 18 Gary Danielson, 1978
- 18 Greg Landry, 1972
- 18 Milt Plum, 1964

**MOST PASSES INTERCEPTED:**

- 23 Jeff Komlo, 1979
- 23 Bobby Layne, 1951
- 21 Bobby Layne, 1953
- 20 Milt Plum, 1962
- 20 Bobby Layne, 1952
- 20 Clyde LeForce, 1947
- 20 Frank Sinkwich, 1943-44

**FEWEST PASSES INTERCEPTED:**

- 3 Dwight Sloan, 1939 (102 att.)
- 4 Harry Gilmer, 1965 (122 att.)
- 5 Fred Enke, 1949 (142 att.)
- 7 Bill Munson, 1974 (292 att.)
- 7 Tom Dublinski, 1954 (138 att.)
- 7 Greg Landry, 1977 (240 att.)

**RECEIVING**

**MOST PASSES RECEIVED:**

- 67 Pat Studstill, 1966
- 66 Terry Barr, 1963
- 66 Bob Mann, 1949
- 62 Fred Scott, 1979
- 57 Terry Barr, 1964
- 54 Ron Jessie, 1974
- 54 Tom Nowatzke, 1966
- 53 Fred Scott, 1981
- 53 David Hill, 1978
- 53 Fred Scott, 1980

**MOST YARDS GAINED:**  
 1266 Pat Studstill, 1966  
 1086 Terry Barr, 1963  
 1030 Terry Barr, 1964  
 1022 Fred Scott, 1981  
 1014 Bob Mann, 1949  
 1009 Cloyce Box, 1950

## INTERCEPTIONS

**MOST PASSES INTERCEPTED:**  
 12 Jack Christiansen, 1953  
 12 Don Doll, 1950  
 11 Don Doll, 1949  
 10 Jack Christiansen, 1957  
 10 Lem Barney, 1967

**MOST YARDS GAINED**  
 301 Don Doll, 1949  
 238 Jack Christiansen, 1953  
 232 Lem Barney, 1967  
 218 Bob Smith, 1949  
 208 Dick Jauron, 1973

## SCORING

**MOST POINTS:**  
 128 Doak Walker, 1950  
 121 Ed Murray, 1981  
 116 Ed Murray, 1980  
 106 Doak Walker, 1954  
 103 Errol Mann, 1971  
 101 Errol Mann, 1969, 1970  
 99 Bobby Layne, 1956

**MOST TOUCHDOWNS (Total):**  
 16 Billy Sims, 1980  
 15 Billy Sims, 1981  
 15 Cloyce Box, 1952  
 13 Terry Barr, 1963  
 12 Leon Hart, 1951

**MOST TOUCHDOWNS (Rushing):**  
 13 Billy Sims, 1981  
 13 Billy Sims, 1980  
 9 Greg Landry, 1972  
 9 Mel Farr, 1970  
 8 Nick Pietrosante, 1960  
 8 Steve Owens, 1971  
 7 Bob Hoernschemeyer, 1953  
 7 Gene Gedman, 1956

**MOST TOUCHDOWNS (Receiving):**  
 15 Cloyce Box, 1952  
 13 Terry Barr, 1963  
 12 Leon Hart, 1951  
 11 Cloyce Box, 1950  
 10 Gail Cogdill, 1963

**MOST TOUCHDOWNS (Returning):**  
 4 Jack Christiansen, 1951  
 3 Lem Barney, 1967

**MOST EXTRA POINTS:**  
 46 Ed Murray, 1981  
 43 Doak Walker, 1951, 1954  
 41 Errol Mann, 1970  
 38 Errol Mann, 1972  
 38 Doak Walker, 1950  
 37 Wayne Walker, 1962  
 37 Errol Mann, 1971

**MOST FIELD GOALS:**  
 27 Ed Murray, 1980  
 25 Ed Murray, 1981  
 25 Errol Mann, 1969  
 23 Errol Mann, 1974  
 22 Errol Mann, 1971

20 Benny Ricardo, 1978  
 20 Errol Mann, 1970, 1972

## PUNTING

**MOST PUNTS:**  
 93 Wilbur Summers, 1977  
 88 Larry Swider, 1979  
 86 Tom Skladany, 1978  
 83 Herman Weaver, 1976  
 80 Herman Weaver, 1975  
 78 Pat Studstill, 1965  
 72 Tom Skladany, 1980  
 72 Herman Weaver, 1974  
 72 Pat Studstill, 1966

**BEST AVERAGE:**  
 48.9 Yale Lary, 1963  
 48.4 Yale Lary, 1961  
 47.1 Yale Lary, 1959

## PUNT RETURNS

**MOST RETURNS:**  
 52 Robbie Martin, 1981  
 32 Tom Watkins, 1963  
 29 Pat Studstill, 1962  
 28 John Arnold, 1980

**MOST YARDS RETURNED:**  
 457 Pat Studstill, 1962  
 450 Robbie Martin, 1981  
 399 Tom Watkins, 1963  
 343 Jack Christiansen, 1951

## KICKOFF RETURNS

**MOST RETURNS:**  
 38 Jimmie Jones, 1974  
 29 Pat Studstill, 1964  
 26 Mickey Zofko, 1972  
 25 Lem Barney, 1968  
 25 Bobby Williams, 1970

**MOST YARDS RETURNED:**  
 927 Jimmie Jones, 1974  
 708 Pat Studstill, 1964  
 670 Lem Barney, 1968  
 616 Mickey Zofko, 1972  
 595 Tom Vaughn, 1966

## GAME

### RUSHING

**MOST ATTEMPTS:**  
 32 Horace King,  
 Oct. 10, 1976 vs. New England  
 30 Billy Sims,  
 Nov. 16, 1980 vs. Baltimore  
 30 Rick Kane,  
 Nov. 13, 1977 vs. Atlanta  
 29 Mel Farr,  
 Oct. 20, 1968 vs. Green Bay  
 28 Billy Sims,  
 Oct. 11, 1981 at Denver  
 28 Billy Sims,  
 Oct. 26, 1980 at Kansas City  
 27 Billy Sims,  
 Sept. 20, 1981 at Minnesota  
 27 Billy Sims,  
 Sept. 28, 1980 vs. Minnesota  
 27 Dexter Bussey,  
 Nov. 25, 1976 vs. Buffalo  
 27 Steve Owens,  
 Dec. 15, 1973 at Miami  
 27 Nick Pietrosante,  
 Dec. 6, 1964 at Baltimore

**MOST YARDS GAINED:**

- 198 Bob Hoernschemeyer,  
Nov. 23, 1950  
vs. New York Yanks
- 197 Mel Farr,  
Nov. 12, 1967 at Minnesota
- 194 Dutch Clark,  
Oct. 28, 1934 vs. Cincinnati
- 185 Billy Sims,  
Oct. 11, 1981 at Denver
- 160 Altie Taylor,  
Oct. 28, 1973 vs. Green Bay
- 159 Billy Sims,  
Nov. 8, 1981 at Washington
- 157 Billy Sims,  
Sept. 28, 1980 vs. Minnesota
- 155 Billy Sims,  
Oct. 26, 1980 at Kansas City

**PASSING****MOST ATTEMPTS:**

- 49 Harry Gilmer, Dec. 11, 1955  
vs. New York
- 46 Karl Sweetan, Dec. 4, 1966  
at Los Angeles
- 45 Karl Sweetan, Oct. 30, 1966  
vs. Green Bay
- 45 Jim Ninowski, Oct. 30, 1960  
at Los Angeles
- 45 Bobby Layne, Nov. 5, 1950  
vs. Chicago Bears
- 45 Bobby Layne, Oct. 9, 1955  
vs. Los Angeles
- 45 Bobby Lane, Oct. 30, 1955  
vs. San Francisco
- 45 Greg Landry, Oct. 9, 1977  
vs. Minnesota

**MOST COMPLETIONS:**

- 29 Gary Danielson, Dec. 14, 1980  
vs. Tampa Bay
- 27 Greg Landry, Nov. 14, 1976  
at New Orleans
- 26 Gary Danielson, Dec. 9, 1978  
vs. Minnesota
- 26 Bill Munson, Nov. 10, 1968  
vs. Baltimore
- 26 Bobby Layne, Oct. 9, 1955  
vs. Los Angeles
- 25 Greg Landry, Oct. 9, 1977  
vs. Minnesota
- 24 Karl Sweetan, Nov. 13, 1966  
at Minnesota
- 24 Earl Morrall, Nov. 3, 1963  
vs. San Francisco
- 24 Harry Gilmer, Dec. 11, 1955  
vs. New York

**MOST YARDS GAINED**

- 374 Bobby Layne, Nov. 5, 1950  
vs. Chicago Bears
- 364 Bobby Layne, Sept. 27, 1953  
vs. Pittsburgh
- 360 Gary Danielson, Dec. 14, 1980  
vs. Tampa Bay
- 352 Gary Danielson, Dec. 9, 1978  
vs. Minnesota
- 347 Milt Plum, Nov. 1, 1964  
vs. Los Angeles
- 341 Bobby Layne, Dec. 3, 1950  
at Baltimore
- 336 Eric Hipple,  
Oct. 19, 1981 vs. Chicago

**MOST TOUCHDOWN PASSES:**

- 5 Gary Danielson, Dec. 9, 1978  
vs. Minnesota
- 4 by 7 players: Bobby Layne,  
3 times; once by Eric Hipple,  
Greg Landry, Earl Morrall,  
Milt Plum, Tobin Rote and  
Frank Sinkwich.

**MOST PASSES HAD INTERCEPTED:**

- 7 Frank Sinkwich, Oct. 24, 1943  
vs. Green Bay
- 6 Bobby Layne, Dec. 26, 1954  
at Cleveland (title game)
- 5 Jim Ninowski, Oct. 30, 1960  
at Los Angeles
- 5 Gary Danielson, Dec. 3, 1978  
at St. Louis

**RECEIVING****MOST PASSES RECEIVED:**

- 12 Cloyce Box, Dec. 3, 1950  
at Baltimore
- 11 Mel Farr, Oct. 7, 1973  
vs. Minnesota
- 11 Billy Sims, Nov. 2, 1980  
vs. San Francisco
- 10 by six players, once by Ron  
Jessie, Mel Farr, Charlie  
Sanders, Terry Barr, Lew  
Carpenter and Bill Swiacki.

**MOST YARDS GAINED:**

- 302 Cloyce Box, Dec. 3, 1950  
at Baltimore
- 202 Cloyce Box, Dec. 13, 1952  
vs. Dallas
- 182 Bob Mann, Dec. 11, 1949  
vs. Green Bay
- 172 Cloyce Box, Dec. 7, 1952  
vs. Chicago Bears

**INTERCEPTIONS****MOST PASSES INTERCEPTED:**

- 4 Don Doll, Oct. 23, 1949  
at Chicago Cardinals
- 3 by 10 players: Don Doll 2  
times, Yale Lary 2, Lem  
Barney 2, Mike Lucci 2; once  
by Jim David, Gary Lowe,  
Joe Schmidt, Jack Christian-  
sen, Mike Weger and  
Dick Jauron.

**LONGEST RETURN:**

- 102 Bob Smith, Nov. 24, 1949  
vs. Chicago Bears
- 100 Vern Huffman, Oct. 17, 1937  
vs. Brooklyn
- 95 Dick Jauron, Nov. 18, 1973  
at Chicago
- 95 Don Doll, Oct. 8, 1949  
at Pittsburgh
- 92 Jack Christiansen, Nov. 1, 1953  
at Los Angeles

**SCORING****MOST POINTS:**

- 24 Cloyce Box, Dec. 3, 1950  
at Baltimore
- 21 Doak Walker, Sept. 26, 1954  
vs. Chicago Bears

- 21 Doak Walker, Dec. 3, 1950 at Baltimore
- 21 Dutch Clark, Oct. 22, 1934 vs. Brooklyn
- 20 Garo Yepremian, Nov. 13, 1966 at Minnesota
- 19 Pat Harder, Dec. 21, 1952 vs. Los Angeles (playoff game)
- 19 Doak Walker, Oct. 8, 1951 vs. New York Yanks

**MOST TOUCHDOWNS (Total):**

- 4 Cloyce Box, Dec. 3, 1950 at Baltimore (all rec.)

**MOST TOUCHDOWNS (Rushing):**

- 3 Billy Sims, Sept. 7, 1980 at Los Angeles
- 3 Greg Landry, Oct. 1, 1972 at Chicago
- 3 Jim Ninowski, Oct. 30, 1960 at Los Angeles
- 3 Ernie Caddel, Sept. 20, 1935 vs. Philadelphia
- 3 Ernie Caddel, Nov. 4, 1934 vs. Pittsburgh
- 3 Dutch Clark, Oct. 22, 1934 vs. Brooklyn

**MOST TOUCHDOWNS (Receiving):**

- 4 Cloyce Box, Dec. 3, 1950 at Baltimore (from Layne 3, Enke 1)
- 3 Leonard Thompson, Dec. 9 1978, vs. Minnesota (from Danielson)
- 3 Billy Gambrell, Dec. 8, 1968 at Atlanta (from Munson)
- 3 Terry Barr, Nov. 3, 1963 at San Francisco (from Morrall)
- 3 Howard Cassady, Oct. 11, 1959 vs. Baltimore (from Rote)
- 3 Jim Doran, Nov. 3, 1957 at San Francisco (from Rote)
- 3 Cloyce Box (3 times in 1952)

**MOST TOUCHDOWNS (Returning):**

- 2 Jack Christiansen (twice): Oct. 14, 1951 vs. Los Angeles; Nov. 22, 1951 vs. Green Bay (all punt returns)

**MOST EXTRA POINTS:**

- 8 Jim Martin, Dec. 29, 1957 vs. Cleveland (title game)
- 7 Doak Walker, Nov. 23, 1950 vs. New York Yanks
- 7 Doak Walker, Nov. 22, 1951 vs. Green Bay

**MOST FIELD GOALS:**

- 6 Garo Yepremian, Nov. 13, 1966 at Minnesota
- 5 Ed Murray, Sept. 14, 1980 at Green Bay
- 4 Errol Mann, 4 times: Nov. 2, 1969 at San Francisco; Dec. 14, 1969 vs. Los Angeles; Sept. 20, 1970 at Green Bay; Sept. 29, 1974 vs. Green Bay
- 4 Benny Ricardo, 2 times: Oct. 8, 1978 vs. Washington; Dec. 17, 1978 vs. San Francisco
- 4 Wayne Walker, Sept. 13, 1964 at San Francisco

**PUNTING**

**MOST PUNTS:**

- 12 Wilbur Summers, Oct. 23, 1977 at San Francisco
- 10 Lem Barney, Nov. 27, 1969 vs. Minnesota
- 10 Jerry DePoyster, Nov. 3, 1968 at Los Angeles
- 10 George Grimes, Oct. 17, 1948 at Chicago (Bears)

**PUNT RETURNS**

**MOST RETURNS:**

- 8 Ray Williams, Dec. 14, 1980 vs. Tampa Bay
- 8 Eddie Payton, Nov. 20, 1977 vs. Tampa Bay
- 6 by 3 players; twice by Robbie Martin; once by Lem Barney and Yale Lary.

**MOST YARDS RETURNED:**

- 184 Tom Watkins, Oct. 6, 1963 vs. San Francisco
- 175 Jack Christiansen, Nov. 22, 1951 vs. Green Bay
- 119 Jack Christiansen, Oct. 14, 1951 vs. Los Angeles
- 113 Pat Studstill, Nov. 4, 1962 at Los Angeles
- 105 Eddie Payton Dec. 17, 1977 vs. Minnesota
- 103 Dick Jauron, Nov. 24, 1974 vs. Chicago
- 101 Wally Triplett, Dec. 4, 1949 vs. New York

**KICKOFF RETURNS**

**MOST RETURNS:**

- 7 John Arnold, Oct. 5, 1980 at Atlanta
- 7 Joe Watt, Nov. 7, 1948 at Chicago (Cardinals)
- 6 Lem Barney, Dec. 5, 1971 vs. Philadelphia
- 5 by 9 players; twice by John Arnold; once by Alvin Hall, Ken Callicutt, Rick Kane, Jimmie Jones, Pat Studstill, Jim Steffen, Howard Cassady and Jack Christiansen.

**MOST YARDS RETURNED:**

- 294 Wally Triplett, Oct. 29, 1950 at Los Angeles
- 184 Eddie Payton, Dec. 17, 1977 vs. Minnesota
- 177 Tom Watkins, Nov. 7, 1965 at Green Bay
- 170 Lem Barney, Dec. 5, 1971 vs. Philadelphia
- 160 John Arnold, Dec. 15, 1979 vs. Green Bay
- 155 Bobby Williams, Nov. 15, 1970 at Minnesota
- 138 Earl Girard, Nov. 1, 1953 at Los Angeles

# LIONS LONGEST

## \*League Record

### RUSHING PLAY:

- 96 yards—Bob Hoernschemeyer, Nov. 23, 1950 vs. New York Yanks (TD)
- 85 yards—Bob Hoernschemeyer, Nov. 22, 1951 vs. Green Bay (TD)
- 80 yards—Wally Triplett, Oct. 30, 1949 at Green Bay (TD)
- 78 yards—Elmer Hackney, Nov. 8, 1942 vs. Pittsburgh
- 76 yards—Greg Landry, Sept. 20 1970 at Green Bay
- 75 yards—Horace King, Nov. 12, 1978 vs. Tampa Bay (TD)

### PASSING PLAY:

- 99 yards\*—Karl Sweetan to Pat Studstill, Oct. 16, 1966 at Baltimore (TD)
- 97 yards—Bobby Layne to Cloyce Box, Nov. 26, 1953 vs. Green Bay (TD)
- 94 yards—Eric Hipple to Leonard Thompson, Oct. 19, 1981 vs. Chicago (TD)
- 92 yards—Milt Plum to Dan Lewis, Nov. 15, 1964 at Cleveland (TD)
- 88 yards—Dave Ryan to John Greene, Nov. 10, 1946 vs. Pittsburgh (TD)
- 87 yards—Gary Danielson to Billy Sims, Sept. 14, 1980 at Green Bay (Milw.) (TD)

### KICKOFF RETURN:

- 104 yards—Terry Barr (92) and Gene Gedman (12), Oct. 26, 1958 at Los Angeles (TD)
- 102 yards—Ron Jessie, Oct. 24, 1971 vs. Chicago (TD)
- 101 yards—Bill Jefferson, Nov. 23, 1941 vs. Chicago Bears (TD)
- 100 yards—Pat Studstill, Oct. 8, 1961 vs. Chicago Bears (TD)
- 100 yards—Bill Bowman, Sept. 26, 1954 vs. Chicago Bears (TD)
- 98 yards—Ned Mathews, Nov. 21, 1943 vs. Philadelphia-Pittsburgh (TD)
- 98 yards—Lem Barney, Nov. 3, 1968 at Los Angeles (TD)
- 98 yards—Eddie Payton, Dec. 17, 1977 vs. Minnesota (TD)
- 91 yards—Ray Williams, Dec. 14, 1980 vs. Tampa Bay (TD)

### PUNT RETURN:

- 90 yards—Tommy Watkins, Oct. 6, 1963 vs. San Francisco (TD)
- 89 yards—Jack Christiansen, Nov. 22, 1951 vs. Green Bay (TD)
- 87 yards—Eddie Payton, Dec. 17, 1977 vs. Minnesota (TD)

- 84 yards—Bill Dudley, Oct. 19, 1947 at Chicago Bears (TD)

### INTERCEPTION RETURN:

- 102 yards\*—Bob Smith, Nov. 24, 1949 vs. Chicago Bears (TD)
- 100 yards—Vern Huffman, Oct. 17, 1937 vs. Brooklyn (TD)
- 95 yards—Dick Jauron, Nov. 18, 1973 at Chicago (TD)
- 95 yards—Don Doll, Oct. 8, 1949 at Pittsburgh (TD)
- 92 yards—Jack Christiansen, Nov. 1, 1953 at Los Angeles (TD)
- 90 yards—Bob Smith, Nov. 9, 1952 at Pittsburgh
- 88 yards—Rudy Redmond, Dec. 17, 1972 at Los Angeles (TD)

### PUNT:

- 81 yards—Bill De Correvont, Oct. 6, 1946 at Washington
- 78 yards—Pat Studstill, Oct. 8, 1967 vs. Green Bay
- 75 yards—Bob Smith, Oct. 8, 1951 vs. New York Yanks
- 74 yards—Tom Skladany, Sept. 27, 1981 vs. Oakland
- 74 yards—Yale Lary, Sept. 13, 1964 at San Francisco
- 72 yards—Larry Swider, Sept. 30, 1979 vs. Minnesota
- 69 yards—Herman Weaver, Sept. 12, 1976 at Chicago

### FIELD GOAL:

- 54 yards—Glenn Presnell, Oct. 7, 1934 at Green Bay
- 53 yards—Ed Murray, Oct. 19, 1981 vs. Chicago
- 52 yards—Ed Murray, Sept. 7, 1980 at Los Angeles
- 52 yards—Errol Mann, Dec. 2, 1973 at St. Louis
- 52 yards—Jim Martin, Oct. 23, 1960 vs. Baltimore
- 51 yards—Errol Mann (2), Oct. 18, 1970 at Cleveland; Oct. 16, 1972 vs. Green Bay
- 51 yards—Jim Martin, Oct. 23, 1960 vs. Baltimore
- 50 yards—Ed Murray (2): Oct. 4, 1981 at Tampa Bay; Nov. 8, 1981 at Washington. Errol Mann (3): Oct. 26, 1969 at Minnesota; Sept. 27, 1970 vs. Cincinnati; and Dec. 20, 1970 vs. Green Bay

## LIONS' 100-YARD DAYS (Since 1950)

Year	Player	Yards	Carries	Long Gain	Opponent	Date
1981	Billy Sims	112	27	37	Minnesota	Sept. 27
	Billy Sims	133	21	21	Oakland	Sept. 20
	Billy Sims	185	28	48TD	Denver	Oct. 11
	Rick Kane	101	20	20	Chicago	Oct. 19
	Billy Sims	159	21	51	Washington	Nov. 8
	Billy Sims	119	23	12	Dallas	Nov. 15
	Billy Sims	117	22	32	Chicago	Nov. 22
	Billy Sims	110	13	31	Minnesota	Dec. 12
1980	Dexter Bussey	111	14	20	Los Angeles	Sept. 7
	Billy Sims	153	22	41TD	Los Angeles	Sept. 7
	Billy Sims	134	20	25	Green Bay	Sept. 14
	Billy Sims	157	27	52	Minnesota	Sept. 28
	Billy Sims	155	28	45TD	Kansas City	Oct. 26
	Billy Sims	126	30	18	Baltimore	Nov. 16
1979	Dexter Bussey	139	26	38	Buffalo	Oct. 28
1978	Dexter Bussey	120	20	29TD	Seattle	Sept. 24
	Horace King	104	12	75TD	Tampa Bay	Nov. 12
1977	Dexter Bussey	150	24	31	New Orleans	Sept. 25
	Rick Kane	105	24	35	San Diego	Nov. 6
1976	Horace King	100	32	13	New England	Oct. 10
	Lawrence Gaines	116	22	17	Minnesota	Nov. 7
	Dexter Bussey	137	27	23	Buffalo	Nov. 25
1973	Altie Taylor	160	23	29	Green Bay	Oct. 28
	Altie Taylor	106	18	34	Chicago	Nov. 18
	Steve Owens	113	27	10	Miami	Dec. 15
1972	Steve Owens	113	20	18	New York Giants	Sept. 17
	Altie Taylor	123	15	38TD	New York Jets	Nov. 23
1971	Steve Owens	109	16	16	Denver	Nov. 7
	Altie Taylor	101	19	17	Los Angeles	Nov. 14
1970	Mel Farr	117	16	16	San Francisco	Nov. 22
	Mel Farr	104	20	18	Oakland	Nov. 26
1968	Mel Farr	138	18	46	Chicago	Oct. 13
	Mel Farr	145	29	26	Green Bay	Oct. 20
1967	Tom Watkins	115	24	28	Cleveland	Sept. 24
	Mel Farr	197	24	57	Minnesota	Nov. 12
1965	Amos Marsh	146	23	62TD	Baltimore	Nov. 25
	Amos Marsh	109	25	20TD	San Francisco	Dec. 5
1963	Tom Watkins	102	17	27	Minnesota	Oct. 27
	Tom Watkins	107	21	25	San Francisco	Nov. 3
1961	Nick Pietrosante	113	12	42	Chicago	Oct. 8
	Nick Pietrosante	112	21	15	Los Angeles	Oct. 29
1960	Dan Lewis	128	14	74TD	Los Angeles	Oct. 30
	Nick Pietrosante	106	20	52	Chicago	Nov. 20
	Nick Pietrosante	142	21	43TD	Dallas	Dec. 11
	Nick Pietrosante	104	15	31TD	Chicago	Dec. 18
1959	Nick Pietrosante	134	17	25	Green Bay	Nov. 26
1957	John Henry Johnson	109	18	14	Green Bay	Oct. 6
	John Henry Johnson	105	8	62TD	Green Bay	Nov. 28
1956	Don McIlhenny	104	13	30	San Francisco	Oct. 21
	Gene Gedman	103	22	21	Green Bay	Nov. 22
1955	Lew Carpenter	120	20	49TD	Green Bay	Nov. 24
1954	Lew Carpenter	119	14	60TD	Los Angeles	Oct. 10
1952	Bob Hoernschemeyer	107	20	32	Pittsburgh	Nov. 9
1951	Bob Hoernschemeyer	118	14	54	Philadelphia	Nov. 18
1950	Bobby Layne	118	15	30	Pittsburgh	Sept. 24
	Bob Hoernschemeyer	198	17	96TD	New York Yanks	Nov. 23

# LIONS SEASONAL LEADERS (1934-1981)

## RUSHING

Yr.	Player	Att.	Yds.	Yr.	Player	Att.	Yds.
1981	Billy Sims	296	1437	1957	John Henry Johnson	129	621
1980	Billy Sims	313	1303	1956	Gene Gedman	135	479
1979	Dexter Bussey	144	625	1955	Lew Carpenter	137	543
1978	Dexter Bussey	225	924	1954	Lew Carpenter	104	476
1977	Horace King	155	521	1953	Bob Hoernschemeyer	101	482
1976	Dexter Bussey	196	858	1952	Bob Hoernschemeyer	106	457
1975	Dexter Bussey	157	696	1951	Bob Hoernschemeyer	132	678
1974	Altie Taylor	150	532	1950	Bob Hoernschemeyer	84	471
1973	Altie Taylor	176	719	1949	Bill Dudley	125	402
1972	Altie Taylor	154	658	1948	Camp Wilson	157	612
1971	Steve Owens	246	1035	1947	Camp Wilson	89	412
1970	Mel Farr	166	717	1946	Camp Wilson	64	207
1969	Bill Triplett	111	377	1945	Bob Westfall	82	234
1968	Mel Farr	128	597	1944	Frank Sinkwich	150	563
1967	Mel Farr	206	860	1943	Frank Sinkwich	93	266
1966	Tom Nowatzke	151	512	1942	Mickey Sanzotta	71	268
1965	Amos Marsh	131	495	1941	Whizzer White	89	238
1964	Nick Pietrosante	147	536	1940	Whizzer White	146	514
1963	Dan Lewis	133	528	1939	Bill Shepherd	85	420
1962	Dan Lewis	120	488	1938	Bill Shepherd	100	455
1961	Nick Pietrosante	201	841	1937	Dutch Clark	96	468
1960	Nick Pietrosante	161	872	1936	Ace Gutowsky	191	827
1959	Nick Pietrosante	76	447	1935	Ernie Caddel	87	450
1958	Tobin Rote	77	351	1934	Dutch Clark	122	763



## PASSING

Yr.	Player	Att.	Comp.	Yds.	Yr.	Player	Att.	Comp.	Yds.
1981	Eric Hipple	279	140	2358	1957	Bobby Layne	179	87	1169
1980	Gary Danielson	417	244	3223	1956	Bobby Layne	244	129	1909
1979	Jeff Komlo	368	183	2238	1955	Bobby Layne	270	143	1830
1978	Gary Danielson	351	199	2294	1954	Bobby Layne	246	135	1818
1977	Grey Landry	240	135	1359	1953	Bobby Layne	273	125	2088
1976	Greg Landry	291	168	2191	1952	Bobby Layne	287	139	1999
1975	Joe Reed	191	86	1181	1951	Bobby Layne	332	152	2403
1974	Bill Munson	292	166	1874	1950	Bobby Layne	336	152	2323
1973	Bill Munson	187	95	1129	1949	Fred Enke	142	63	793
1972	Greg Landry	268	134	2066	1948	Fred Enke	221	100	1328
1971	Greg Landry	261	136	2237	1947	Clyde LeForce	175	94	1384
1970	Greg Landry	136	83	1072	1946	Dave Ryan	154	73	965
1969	Bill Munson	166	84	1062	1945	Chuck Fenenbock	110	45	752
1968	Bill Munson	329	181	2311	1944	Frank Sinkwich	18	58	1060
1967	Milt Plum	172	86	925	1943	Frank Sinkwich	126	50	699
1966	Karl Sweetan	309	157	1809	1942	Harry Hopp	68	20	258
1965	Milt Plum	308	143	1710	1941	Whizzer White	62	22	338
1964	Milt Plum	287	154	2241	1940	Whizzer White	80	35	461
1963	Earl Morrall	38	174	2621	1939	Dwight Sloan	102	45	658
1962	Milt Plum	325	179	2378	1938	Vern Huffman	85	27	382
1961	Jim Ninowski	247	117	1921	1937	Bill Shepherd	46	19	297
1960	Jim Ninowski	238	134	1599	1936	Dutch Clark	71	38	467
1959	Earl Morrall	137	65	1102	1935	Bill Shepherd	64	28	417
1958	Tobin Rote	257	118	1678	1934	Dutch Clark	49	23	383

## RECEIVING

Yr.	Player	No.	Yds.	Yr.	Player	No.	Yds.
1981	Fred Scott	53	1022	1957	Jim Doran	33	624
1980	Fred Scott	53	834	1956	Dave Middleton	39	606
1979	Fred Scott	62	929	1955	Dave Middleton	44	663
1978	David Hill	53	633	1954	Dorne Dibble	46	768
1977	Horace King	40	238	1953	Doak Walker	30	502
1976	Ray Jarvis	39	822	1952	Cloyce Box	42	924
1975	Charlie Sanders	37	486	1951	Leon Hart	35	544
1974	Ron Jessie	54	761	1950	Cloyce Box	50	1009
1973	Charlie Sanders	28	433	1949	Bob Mann	66	1014
1972	Altie Taylor	29	250	1948	Joe Margucci	36	450
1971	Steve Owens	32	350	1947	Johnny Greene	38	621
1970	Charlie Sanders	40	544	1946	Johnny Greene	20	289
1969	Charlie Sanders	42	656	1945	Johnny Greene	26	550
1968	Earl McCullouch	40	680	1944	Jack Matheson	23	361
1967	Mel Farr	39	317	1943	Harry Hopp	17	229
1966	Pat Studstill	67	1266	1942	Bill Fisk	15	177
1965	Pat Studstill	28	389	1941	Bill Fisk	9	140
1964	Terry Barr	57	1030	1940	Lloyd Cardwell	20	349
1963	Terry Barr	66	1086	1939	Monk Moscrip	14	176
1962	Gail Cogdill	45	566	1938	Lloyd Cardwell	9	138
1961	Gail Cogdill	53	991	1937	Ernie Caddel	9	80
1960	Jim Gibbons	51	604	1936	Ernie Caddel	19	150
1959	Jim Gibbons	31	431	1935	Ernie Caddel	10	171
1958	Dave Middleton	29	506	1934	Harry Ebding	9	257



## SCORING

Yr.	Player	TD	FG	XP	T	Yr.	Player	TD	FG	XP	T
1981	Ed Murray	0	25	46	121	1958	Jim Martin	0	7	28	49
1980	Ed Murray	0	27	35	116	1957	Bobby Layne	0	6	25	43
1979	Benny Ricardo	0	10	25	55	1956	Bobby Layne	5	12	33	99
1978	Benny Ricardo	0	20	32	92	1955	Doak Walker	7	9	27	96
1977	Steve Mike-Mayer	0	8	19	43	1954	Doak Walker	5	11	43	106
1976	Benny Ricardo	0	10	19	49	1953	Doak Walker	5	12	27	93
1975	Errol Mann	0	14	29	67	1952	Cloyce Box	15	0	0	90
1974	Errol Mann	0	23	23	92	1951	Doak Walker	6	6	43	97
1973	Errol Mann	0	13	14	53	1950	Doak Walker	11	8	38	128
1972	Errol Mann	0	20	38	98	1949	Bill Dudley	6	5	30	81
1971	Errol Mann	0	22	37	103	1948	Bill Dudley	7	0	0	42
1970	Errol Mann	0	20	31	101	1947	Bill Dudley	11	0	0	66
1969	Errol Mann	0	25	26	101	1946	Bob Cifers	4	0	0	24
1968	Mel Farr	7	0	0	42	1945	Bob Westfall	9	0	0	54
	Bill Gambrell	7	0	0	42	1944	Frank Sinkwich	6	2	24	66
1967	Mel Farr	6	0	0	36	1943	Harry Hopp	9	0	0	54
	Tom Nowatzke	6	0	0	36	1942	Elmer Hackney	2	0	0	12
1966	Garo Yepremian	0	13	11	50	1941	Whizzer White	4	0	0	24
1965	Wayne Walker	0	8	33	57	1940	Whizzer White	5	0	2	32
1964	Wayne Walker	0	14	32	74	1939	Chuck Hanneman	2	4	5	29
1963	Terry Barr	13	0	0	78	1938	Lloyd Cardwell	5	0	0	30
1962	Wayne Walker	0	9	37	64	1937	Dutch Clark	6	1	6	45
1961	Jim Martin	0	15	25	70	1936	Dutch Clark	7	4	19	73
1960	Jim Martin	0	13	26	65	1935	Dutch Clark	6	1	16	55
1959	Howard Cassady	5	0	0	30	1934	Dutch Clark	8	4	13	73

# LIONS TEAM RECORDS (1934-1981)

## SEASON

### RUSHING

#### MOST ATTEMPTS:

596	1981
572	1980
532	1971, 1975
524	1978
516	1976
514	1970
507	1956
496	1973
489	1962
479	1977
474	1969

#### MOST YARDS GAINED:

2885	1936
2795	1981
2763	1934
2599	1980
2376	1971
2213	1976
2163	1978
2147	1975
2133	1973
2127	1970
2074	1937

### PASSING

#### MOST ATTEMPTS:

456	1966
452	1979
436	1981
429	1978
423	1980
406	1963
403	1950
400	1955

#### MOST COMPLETIONS:

248	1980
247	1978
239	1966
228	1981
218	1979
216	1974
215	1954
211	1962

#### MOST YARDS GAINED:

3138	1981
2941	1980
2825	1954
2775	1979
2772	1950
2746	1978
2723	1963
2581	1962

### PENALTIES

#### MOST TIMES PENALIZED:

125	1978
112	1981
110	1979
104	1980
97	1976
95	1975
86	1974
86	1950

#### MOST YARDS PENALIZED:

1003	1978
997	1981
931	1966
897	1979
844	1980
838	1975
819	1976
810	1968

### INTERCEPTIONS

#### MOST PASSES INTERCEPTED:

38	1953
33	1952
32	1949
31	1950
30	1954

#### MOST YARDS GAINED:

663	1953
656	1949
522	1973
477	1952
470	1963

### SCORING

#### MOST POINTS:

397	1981
347	1970
344	1952
341	1971
339	1972
337	1954
336	1951
334	1980

#### MOST TOUCHDOWNS:

46	1981
44	1951
43	1954
43	1952
43	1950
42	1963
41	1970

#### LEAST POINTS ALLOWED:

177	1962
188	1969
188	1956
189	1954
192	1952

**LEAST YARDS ALLOWED:**

3084	1969
3217	1962
3245	1952
3365	1957
3397	1960

**TOTAL OFFENSE****MOST YARDS GAINED:**

5933	1981
5540	1980
4577	1971
4503	1962
4465	1978
4433	1954
4412	1961
4398	1950
4353	1976

**MOST OFFENSIVE PLAYS:**

1076	1981
1040	1980
1001	1978
944	1979
939	1976
935	1975
917	1977
885	1966
862	1971

**FIRST DOWNS:**

340	1981
308	1980
269	1978
269	1971
259	1976
247	1956
243	1970
243	1962

**GAME****RUSHING****MOST ATTEMPTS:**

59	Nov. 9, 1952
	at Pittsburgh
57	Oct. 3, 1971
	vs. Atlanta
56	Oct. 28, 1973
	vs. Green Bay
56	Oct. 6, 1957
	at Green Bay
53	Sept. 24, 1950
	vs. Pittsburgh

**MOST YARDS GAINED:**

426	Nov. 4, 1934
	vs. Pittsburgh
377	Nov. 23, 1950
	vs. New York Yanks
330	Sept. 7, 1980
	at Los Angeles
321	Nov. 9, 1952
	at Pittsburgh
306	Sept. 25, 1977
	vs. New Orleans

**PASSING****MOST ATTEMPTS:**

49	Dec. 11, 1955
	vs. New York
47	Oct. 9, 1977
	at Minnesota
47	Oct. 9, 1955
	vs. Los Angeles
46	Dec. 4, 1966
	at Los Angeles
46	Oct. 30, 1955
	vs. San Francisco

**MOST COMPLETIONS:**

29	Dec. 14, 1980
	vs. Tampa Bay
27	Nov. 14, 1976
	at New Orleans
27	Oct. 9, 1955
	vs. Los Angeles
26	Dec. 9, 1978
	vs. Minnesota
26	Oct. 9, 1977
	at Minnesota

**MOST YARDS GAINED (Net):**

375	Sept. 27, 1953
	at Pittsburgh
370	Nov. 17, 1957
	vs. San Francisco
350	Dec. 9, 1978
	vs. Minnesota
345	Dec. 4, 1950
	at Baltimore
340	Dec. 14, 1980
	vs. Tampa Bay

**SCORING****MOST POINTS:**

52	Oct. 26, 1952
	at Green Bay
52	Nov. 22, 1951
	vs. Green Bay
49	Nov. 23, 1950
	vs. New York Yanks
48	Oct. 19, 1981
	vs. Chicago
48	Nov. 14, 1954
	vs. San Francisco
48	Sept. 26, 1954
	vs. Chicago Bears
48	Nov. 27, 1952
	vs. Green Bay

**MOST TOUCHDOWNS:**

7	3 times, see above
	(first 3 games)
6	5 times, see above
	(last 4 games above
	plus Dec. 9, 1978
	vs. Minnesota)

## INTERCEPTIONS

### MOST PASSES INTERCEPTED

- 8 Sept. 22, 1968  
vs. Chicago  
at Los Angeles
- 7 Sept. 17, 1950  
at Green Bay
- 6 6 times—most recent  
Nov. 4, 1973  
vs. San Francisco

### MOST YARDS GAINED:

- 192 Nov. 18, 1973  
at Chicago (5 int.)
- 142 Nov. 4, 1973  
vs. San Francisco
- 140 Oct. 18, 1970  
at Cleveland (5 int.)
- 130 Oct. 26, 1958  
at Los Angeles
- 128 Oct. 23, 1949  
at Chicago Cards

## TOTAL OFFENSE

### MOST YARDS GAINED:

- 582 Nov. 23, 1950  
vs. New York Yanks
- 538 Dec. 4, 1950  
at Baltimore
- 517 Dec. 13, 1952  
vs. Dallas
- 515 Nov. 17, 1957  
vs. San Francisco
- 509 Nov. 3, 1963  
at San Francisco
- 507 Dec. 9, 1978  
vs. Minnesota

### MOST OFFENSIVE PLAYS:

- 91 Nov. 22, 1953  
at Chicago  
(47 rush, 44 pass)
- 83 Nov. 2, 1952  
vs. Cleveland  
(38 rush, 45 pass)
- 83 Oct. 9, 1948  
vs. Boston  
(38 rush, 45 pass)
- 82 Oct. 12, 1958  
vs. Los Angeles  
(50 rush, 32 pass)
- 82 Nov. 20, 1949  
at New York Giants  
(43 rush, 39 pass)

## TOTAL DEFENSE

### LEAST YARDS ALLOWED:

- 14 Sept. 15, 1940  
at Chicago Cardinals
- 24 Nov. 22, 1981  
at Chicago
- 61 Oct. 6, 1963  
vs. San Francisco
- 63 Oct. 28, 1973  
vs. Green Bay
- 68 Nov. 7, 1965  
at Green Bay
- 69 Nov. 6, 1954  
at Baltimore
- 75 Oct. 28, 1962  
vs. Chicago
- 79 Dec. 9, 1973  
vs. Chicago

## RUSHING

### LEAST YARDS ALLOWED:

- 3 Nov. 9, 1952  
at Pittsburgh
- 22 Nov. 4, 1962  
at Los Angeles
- 25 Dec. 9, 1956  
vs. Pittsburgh
- 29 Oct. 18, 1964  
at Chicago
- 31 Nov. 28, 1963  
vs. Green Bay

## PASSING

### LEAST YARDS ALLOWED:

- 31 Sept. 9, 1978  
at Tampa Bay
- 20 Nov. 22, 1981  
at Chicago
- 10 Oct. 6, 1963  
vs. San Francisco
- 2 Nov. 7, 1965  
At Green Bay
- 0 Nov. 1, 1971  
at Green Bay
- 1 Nov. 2, 1969  
at San Francisco
- 3 Oct. 28, 1973  
vs. Green Bay
- 4 Dec. 19, 1954  
at Cleveland

## 1982 RECORD NOTES

# LIONS GAME-BY-GAME RECORD

• IN POST SEASON PLAY (Page 80) •

†Overtime

\*HOME GAME

(M) Milwaukee

1934 (10-3-0) 2nd

GEORGE "POTSY" CLARK, COACH

Date	Opponent	Crowd	W-L-T	Score
9-23	New York	12,000*	W	9- 0
9-30	Cardinals	18,000	W	6- 0
10- 7	Green Bay	7,500	W	3- 0
10-14	Philadelphia	9,860	W	10- 0
10-17	Boston	12,000*	W	24- 0
10-21	Brooklyn	11,000*	W	28- 0
10-28	Cin.-St. Louis	4,800	W	38- 0
11- 4	Pittsburgh	6,000*	W	40- 7
11-11	Cardinals	11,000*	W	17-13
11-18	Cin.-St. Louis	15,000*	W	40- 7
11-25	Green Bay	12,000*	L	0- 3
11-29	Chicago	26,000*	L	16-19
12- 2	Chicago	34,412	L	7-10

1938 (7-4-0) 2nd

Date	Opponent	Crowd	W-L-T	Score
9- 9	Pittsburgh	17,000*	W	16- 7
10- 2	Cleveland	8,012	L	17-21
10- 9	Green Bay	21,968	W	17- 7
10-16	Washington	42,855*	L	5- 7
10-23	Cardinals	17,917*	W	10- 0
10-30	Chicago	24,356	W	13- 7
11- 6	Cleveland	30,140*	W	6- 0
11-13	Green Bay	45,139*	L	7-28
11-20	Cardinals	8,279	W	7- 3
11-24	Chicago	26,200*	W	14- 7
12- 4	Philadelphia	19,000*	L	7-21

1935 (7-3-2) 1st •

Date	Opponent	Crowd	W-L-T	Score
9-20	Philadelphia	12,000*	W	35- 0
9-29	Cardinals	8,200*	T	10-10
10- 6	Brooklyn	12,000	L	10-12
10-13	Boston	18,737	W	17- 7
10-20	Green Bay (M)	9,500	L	9-13
10-30	Boston	17,000*	W	14- 0
11- 3	Cardinals	5,000	W	7- 6
11-10	Green Bay	1,200	L	7-31
11-17	Green Bay	12,000*	W	20-10
11-24	Chicago	14,624	T	20-20
11-28	Chicago	18,000*	W	14- 2
12- 1	Brooklyn	15,000*	W	28- 0

1936 (8-4-0) 3rd

Date	Opponent	Crowd	W-L-T	Score
9-27	Cardinals	15,000*	W	39- 0
10-11	Philadelphia	15,000	W	23- 0
10-14	Brooklyn	8,000	W	14- 7
10-18	Green Bay	13,500	L	18-20
10-25	Chicago	27,424	L	10-12
11- 1	New York	25,000	L	7-14
11- 8	Pittsburgh	20,000*	W	28- 3
11-15	New York	20,000*	W	38- 0
11-22	Cardinals	7,579	W	14- 7
11-26	Chicago	22,000*	W	13- 7
11-29	Green Bay	22,000*	L	17-26
12- 6	Brooklyn	10,000*	W	14- 6

1937 (7-4-0) 2nd

EARL "DUTCH" CLARK, COACH

Date	Opponent	Crowd	W-L-T	Score
9-19	Cardinals	17,000*	W	16- 7
10- 3	Green Bay	17,533	L	6-26
10-10	Pittsburgh	16,000*	W	7- 3
10-17	Brooklyn	18,000*	W	30- 0
10-24	Chicago	34,530	L	20-82
10-31	Green Bay	23,000*	L	13-14
11- 7	Cleveland	24,800	W	28- 0
11-14	New York	35,000	W	17- 0
11-21	Cardinals	8,576	W	16- 7
11-28	Chicago	24,173*	L	0-13
12- 5	Cleveland	15,500*	W	27- 7

1939 (6-5-0) 3rd

GUS HENDERSON, COACH

Date	Opponent	Crowd	W-L-T	Score
9-10	Cardinals	15,075*	W	21-13
9-24	Brooklyn	15,515*	W	27- 7
10- 1	Cardinals	11,000	W	17- 3
10-15	Cleveland	30,096*	W	15- 7
10-22	Green Bay	22,558	L	7-26
10-29	Chicago	30,903	W	10- 0
11- 5	New York	47,492*	W	18-14
11-12	Chicago	42,684*	L	13-23
11-19	Cleveland	28,142	L	3-14
11-26	Washington	36,183	L	7-31
12- 3	Green Bay	30,699*	L	7-12

1940 (5-5-1) 3rd

GEORGE "POTSY" CLARK, COACH

Date	Opponent	Crowd	W-L-T	Score
9-15	Cardinals	18,048	T	0- 0
9-22	Pittsburgh	15,310*	L	7-10
9-29	Cleveland	15,347*	W	6- 0
10- 6	Cardinals	20,619*	W	43-14
10-13	Chicago	34,217	L	0- 7
10-20	Green Bay	21,001	W	23-14
10-27	Washington	28,909*	L	14-20
11- 3	Cleveland	18,881	L	0-24
11-10	Chicago	21,735*	W	17-14
11-17	Philadelphia	6,327	W	21- 0
11-24	Green Bay	26,019*	L	7-50

1941 (4-6-1) 3rd

WILLIAM "BILL" EDWARDS, COACH

Date	Opponent	Crowd	W-L-T	Score
9-14	Green Bay	16,734	L	0-23
9-21	Brooklyn	18,269	L	7-14
9-27	Cardinals	15,458	T	14-14
10-14	Cleveland	26,481*	W	17- 7
10-19	Chicago	29,980	L	0-49
10-26	Green Bay	30,269*	L	7-24
11- 2	Cleveland	10,554	W	14- 0
11- 9	New York	27,875	L	13-20
11-16	Philadelphia	16,306*	W	21-17
11-23	Chicago	28,657*	L	7-24
11-30	Cardinals	17,501*	W	21- 3

### 1942 (0-11-0) 5th

Date	Opponent	Crowd	W-L-T	Score
9-20	Cardinals	14,742	L	0-13
9-27	Cleveland	14,646*	L	0-14
10- 4	Brooklyn	12,598*	L	7-28

#### JOHN KARCIS, COACH

10-11	Green Bay (M)	19,500	L	7-38
10-18	Cardinals	14,100*	L	0- 7
10-25	Green Bay	19,097*	L	7-28
11- 1	Chicago	12,205	L	0-16
11- 8	Pittsburgh	16,675*	L	7-35
11-15	Cleveland	4,029	L	7-27
11-22	Chicago	17,348*	L	0-42
11-29	Washington	6,044*	L	3-15

### 1943 (3-6-1) 3rd

#### CHARLES "GUS" DORAIS, COACH

9-19	Cardinals	23,408*	W	35-17
9-26	Brooklyn	23,768*	W	27-20
10- 3	Chicago	48,118*	L	21-27
10-10	Green Bay	21,395	L	14-35
10-17	Cardinals	15,072	W	7- 0
10-24	Green Bay	41,463*	L	6-27
10-31	Chicago	25,187	L	14-35
11- 7	New York	16,992*	T	0- 0
11-14	Washington	35,540	L	20-42
11-21	Phil-Pitt.	23,338	L	34-35

### 1944 (6-3-1) 2nd

10- 1	Green Bay (M)	18,556	L	6-27
10- 8	Brooklyn	15,702	W	19-14
10-15	Cleveland	21,115*	L	17-20
10-22	Chicago	23,835	T	21-21
10-29	Green Bay	30,844*	L	0-14
11- 5	Card.-Pitt.	17,743	W	27- 6
11-12	Card.-Pitt.	13,239*	W	21- 7
11-19	Chicago	21,960*	W	41-21
11-26	Cleveland	7,462	W	26-14
12- 3	Boston	15,027*	W	38- 7

### 1945 (7-3-0) 2nd

9-23	Cardinals	5,461	W	10- 0
10- 7	Green Bay (M)	20,463	L	21-57
10-14	Philadelphia	22,580*	W	28-24
10-21	Cardinals	32,644	W	26- 0
10-28	Chicago	37,260*	W	16-10
11- 4	Boston	17,631	W	10- 9
11-11	Chicago	24,798	W	35-28
11-18	New York	38,215	L	14-35
11-22	Cleveland	40,017*	L	21-28
12- 2	Green Bay	23,468*	W	14- 3

### 1946 (1-10-0) 5th

9-30	Cardinals	14,667	L	14-34
10- 6	Washington	33,569	L	16-17
10-13	Cardinals	21,939*	L	14-36
10-20	Los Angeles	27,928	L	14-35
10-27	Green Bay (M)	17,073	L	7-10
11- 3	Los Angeles	34,447*	L	20-41
11-10	Pittsburgh	13,621*	W	27- 7
11-17	Green Bay	21,055*	L	0- 9
11-24	Chicago	24,270	L	6-42
11-28	Boston	13,010*	L	10-34
12- 8	Chicago	19,579*	L	24-45

### 1947 (3-9-0) 5th

Date	Opponent	Crowd	W-L-T	Score
9-21	Pittsburgh	34,681	L	10-17
9-28	Cardinals	22,245	L	21-45
10- 5	Boston	16,097	W	21- 7
10-12	Los Angeles	42,955*	L	13-27
10-19	Chicago	31,960	L	24-33
10-26	Green Bay	23,100	L	17-34
11- 2	New York	28,812*	W	35- 7
11- 9	Cardinals	25,296*	L	7-17
11-16	Washington	17,003*	W	38-21
11-23	Los Angeles	17,693	L	17-28
11-27	Chicago	27,214*	L	14-34
12- 7	Green Bay	14,055*	L	14-35

### 1948 (2-10-0) 5th

#### ALVIN "BO" McMILLIN, COACH

9-22	Los Angeles	12,941	L	7-44
10- 3	Green Bay	21,403	L	21-33
10- 9	Boston	18,747*	L	14-17
10-17	Chicago	35,425	L	0-28
10-24	Los Angeles	17,444*	L	27-34
10-31	Green Bay	15,045*	W	24-20
11- 7	Cardinals	22,311	L	20-56
11-14	Washington	32,528	L	21-46
11-21	Pittsburgh	13,646*	W	17-14
11-25	Cardinals	22,099*	L	14-28
12- 5	Chicago	25,781*	L	14-42
12-12	Philadelphia	15,322	L	21-45

### 1949 (4-8-0) 4th

9-23	Los Angeles	17,878	L	24-27
10- 3	Philadelphia	20,163*	L	14-22
10- 8	Pittsburgh	21,594	L	7-14
10-16	Los Angeles	19,839*	L	10-21
10-23	Cardinals	19,490	W	24- 7
10-30	Green Bay (M)	6,177	L	14-16
11- 6	Cardinals	19,465*	L	19-42
11-13	Chicago	32,716	L	24-27
11-20	New York	14,661	W	45-21
11-24	Chicago	22,912*	L	7-28
12- 4	NY Bulldogs	11,956*	W	28-27
12-11	Green Bay	9,722*	W	21- 7

### 1950 (6-6-0) 4th

9-17	Green Bay	20,285	W	45- 7
9-24	Pittsburgh	19,600*	W	10- 7
10- 2	NY Yanks	11,096	L	21-44
10- 8	S. Francisco	26,000*	W	24- 7
10-15	Los Angeles	28,000*	L	28-30
10-22	S. Francisco	26,252	L	27-38
10-29	Los Angeles	21,700	L	24-65
11- 5	Chicago	32,000*	L	21-35
11-19	Green Bay	18,000*	W	24-21
11-23	NY Yanks	28,000*	W	49-14
12- 3	Baltimore	12,058	W	45-21
12-10	Chicago	34,604	L	3- 6

### 1951 (7-4-1) 2nd

#### RAYMOND "BUDDY" PARKER, COACH

9-30	Washington	27,831*	W	35-17
10- 7	NY Yanks	24,194*	W	37-10
10-14	Los Angeles	50,567*	L	21-27
10-21	NY Yanks	21,807*	T	24-24
10-28	Chicago	34,778*	L	23-28
11- 4	Green Bay	18,165	W	24-17
11-11	Chicago	43,709	W	41-28
11-18	Philadelphia	25,098	W	28-10
11-22	Green Bay	32,247*	W	52-35
12- 2	S. Francisco	45,757*	L	10-20
12- 9	Los Angeles	52,937	W	24-22
12-16	S. Francisco	26,465	L	17-21

### 1952 (9-3-0) 1st ●

Date	Opponent	Crowd	W-L-T	Score
9-28	S. Francisco	54,761	L	3-17
10- 3	Los Angeles	42,743	W	17-14
10-12	S. Francisco	56,822*	L	0-28
10-19	Los Angeles	40,152*	W	24-16
10-26	Green Bay	24,656	W	52-17
11- 2	Cleveland	56,029*	W	17- 6
11- 9	Pittsburgh	26,170	W	31- 6
11-16	Dallas, Tex.	33,304*	W	43-13
11-23	Chicago	37,508	L	23-24
11-27	Green Bay	39,101*	W	48-24
12- 7	Chicago	50,410*	W	45-21
12-13	Dallas, Tex.	12,252	W	41- 6

### 1953 (10-2-0) 1st ●

9-27	Pittsburgh	44,587*	W	38-21
10- 3	Baltimore	25,159	W	27-17
10-11	S. Francisco	58,079*	W	24-21
10-18	Los Angeles	55,772*	L	19-31
10-25	S. Francisco	54,862	W	14-10
11- 1	Los Angeles	93,751	L	24-37
11- 7	Baltimore	46,508*	W	17- 7
11-15	Green Bay	20,834	W	14- 7
11-22	Chicago	36,165	W	20-16
11-26	Green Bay	52,547*	W	34-15
12- 6	Chicago	58,056*	W	13- 7
12-13	New York	28,390	W	27-16

### 1954 (9-2-1) 1st ●

9-26	Chicago	52,343*	W	48-23
10-10	Los Angeles	56,523*	W	21- 3
10-16	Baltimore	48,272*	W	35- 0
10-24	S. Francisco	60,500	L	31-37
10-31	Los Angeles	74,342	W	27-24
11- 6	Baltimore	25,287	W	27- 3
11-14	S. Francisco	58,431*	W	48- 7
11-21	Green Bay	20,767	W	21-17
11-25	Green Bay	55,532*	W	28-24
12- 5	Philadelphia	54,939*	T	13-13
12-12	Chicago	37,240	L	24-28
12-19	Cleveland	34,168	W	14-10

### 1955 (3-9-0) 6th

9-27	Green Bay	22,217	L	17-20
10- 1	Baltimore	40,030	L	13-28
10- 9	Los Angeles	54,836*	L	10-17
10-16	S. Francisco	51,438*	L	24-27
10-23	Los Angeles	68,690	L	13-24
10-30	S. Francisco	47,431	L	21-38
11- 5	Baltimore	53,874*	W	24-14
11-13	Pittsburgh	34,441	W	31-28
11-20	Chicago	53,610*	L	14-24
11-24	Green Bay	51,685*	W	24-10
12- 4	Chicago	39,388	L	20-21
12-11	New York	45,929*	L	19-24

### 1956 (9-3-0) 2nd

9-30	Green Bay	24,668	W	20-16
10- 6	Baltimore	42,622	W	31-14
10-14	Los Angeles	56,281*	W	24-21
10-21	S. Francisco	55,662*	W	20-17
10-28	Los Angeles	76,758	W	16- 7
11- 4	S. Francisco	46,708	W	17-13

Date	Opponent	Crowd	W-L-T	Score
11-11	Washington	28,003	L	17-18
11-18	Baltimore	55,788*	W	27- 3
11-22	Green Bay	54,087*	L	20-24
12- 2	Chicago	57,024*	W	42-10
12- 9	Pittsburgh	52,124*	W	45- 7
12-16	Chicago	49,086	L	21-38

### 1957 (8-4-0) 1st ●

#### GEORGE W. WILSON, COACH

9-29	Baltimore	40,112	L	14-34
10- 6	Green Bay	32,132	W	24-14
10-13	Los Angeles	55,914*	W	10- 7
10-20	Baltimore	55,764*	W	31-27
10-27	Los Angeles	77,314	L	17-35
11- 3	S. Francisco	59,702	L	31-35
11-10	Philadelphia	29,302	W	27-16
11-17	S. Francisco	56,915*	W	31-10
11-24	Chicago	55,769*	L	7-27
11-28	Green Bay	54,301*	W	18- 6
12- 8	Cleveland	55,814*	W	20- 7
12-15	Chicago	41,088	W	21-13

### 1958 (4-7-1) 5th

9-28	Baltimore	48,377	L	15-28
10- 5	Green Bay	32,035	T	13-13
10-12	Los Angeles	55,648*	L	28-42
10-19	Baltimore	55,190*	L	14-40
10-26	Los Angeles	81,703	W	41-24
11- 2	S. Francisco	59,213	L	21-24
11- 9	Cleveland	75,363	W	30-10
11-16	S. Francisco	54,523*	W	35-21
11-23	Chicago	55,280*	L	7-20
11-27	Green Bay	50,971*	W	24-14
12- 7	New York	50,115*	L	17-19
12-14	Chicago	38,346	L	16-21

### 1959 (3-8-1) 5th

9-29	Baltimore	55,588	L	9-21
10- 4	Green Bay	32,150	L	10-28
10-11	Baltimore	54,197*	L	24-31
10-18	S. Francisco	52,585*	L	13-34
10-25	Los Angeles	74,288	W	17- 7
11- 1	S. Francisco	59,064	L	7-33
11- 8	Pittsburgh	24,614	T	10-10
11-15	Los Angeles	52,217*	W	23-17
11-22	Chicago	54,059*	L	14-24
11-26	Green Bay	49,221*	L	17-24
12- 6	Cardinals	45,811*	W	45-21
12-13	Chicago	40,890	L	14-25

### 1960 (7-5-0) 2nd ●

10- 2	Green Bay	32,150	L	9-28
10- 9	S. Francisco	49,825*	L	10-14
10-16	Philadelphia	38,065	L	10-28
10-23	Baltimore	53,854*	W	30-17
10-30	Los Angeles	53,295	L	35-48
11- 6	S. Francisco	48,447	W	20- 0
11-13	Los Angeles	54,019*	W	12-10
11-20	Chicago	46,267	L	7-28
11-24	Green Bay	54,123*	W	23-10
12- 4	Baltimore	57,808	W	20-15
12-11	Dallas	43,272*	W	23-14
12-18	Chicago	51,017*	W	36- 0

### 1961 (8-5-1) 2nd •

Date	Opponent	Crowd	W-L-T	Score
9-17	Green Bay (M)	44,307	W	17-13
9-24	Baltimore	54,259	W	16-15
10-1	S. Francisco	53,155*	L	0-49
10-8	Chicago	50,521*	L	17-31
10-15	Los Angeles	45,873*	W	14-13
10-22	Baltimore	53,016*	L	14-17
10-29	Los Angeles	49,123	W	28-10
11-5	S. Francisco	56,878	T	20-20
11-12	St. Louis	20,320	W	45-14
11-19	Minnesota	32,296	W	37-10
11-23	Green Bay	55,662*	L	9-17
12-3	Chicago	47,394	W	16-15
12-10	Minnesota	42,655*	W	13-7
12-17	Philadelphia	44,231*	L	24-27

### 1962 (11-3-0) 2nd •

9-16	Pittsburgh	46,641*	W	45-7
9-23	S. Francisco	51,032*	W	45-24
9-30	Baltimore	57,966	W	29-20
10-7	Green Bay	38,669	L	7-9
10-14	Los Angeles	53,714*	W	13-10
10-21	New York	62,856	L	14-17
10-28	Chicago	53,342*	W	11-3
11-4	Los Angeles	44,241	W	12-3
11-11	S. Francisco	43,449	W	38-24
11-18	Minnesota	31,257	W	17-6
11-22	Green Bay	57,598*	W	26-14
12-2	Baltimore	53,012*	W	21-14
12-9	Minnesota	42,256*	W	37-23
12-16	Chicago	44,948	L	0-3

### 1963 (5-8-1) 4th

9-14	Los Angeles	49,342	W	23-2
9-22	Green Bay (M)	45,912	L	10-31
9-29	Chicago	55,400*	L	21-37
10-6	S. Francisco	44,088*	W	26-3
10-13	Dallas	27,264	L	14-17
10-20	Baltimore	51,901*	L	21-25
10-27	Minnesota	44,509*	W	28-10
11-3	S. Francisco	33,511	W	45-7
11-10	Baltimore	59,758	L	21-24
11-17	Los Angeles	44,951*	L	21-28
11-24	Minnesota	28,763	L	31-34
11-28	Green Bay	54,016*	T	13-13
12-8	Cleveland	51,382*	W	38-10
12-15	Chicago	45,317	L	14-24

### 1964 (7-5-2) 4th

9-13	S. Francisco	33,204	W	26-17
9-19	Los Angeles	52,001	T	17-17
9-28	Green Bay	59,203*	L	10-14
10-4	New York	54,836*	W	26-3
10-11	Minnesota	40,840	W	24-20
10-18	Chicago	47,567	W	10-0
10-25	Baltimore	57,814*	L	0-34
11-1	Los Angeles	52,064*	W	37-17
11-8	Green Bay	42,327	L	7-30
11-15	Cleveland	83,064	L	21-37
11-22	Minnesota	48,291*	T	23-23
11-26	Chicago	52,231*	L	24-27
12-6	Baltimore	60,213	W	31-14
12-13	S. Francisco	41,854*	W	24-7

### 1965 (6-7-1) 6th

#### HARRY GILMER, COACH

Date	Opponent	Crowd	W-L-T	Score
9-19	Los Angeles	46,941*	W	20-0
9-26	Minnesota	46,826	W	31-29
10-3	Washington	52,627*	W	14-10
10-10	Baltimore	60,238	L	7-31
10-17	Green Bay	56,712*	L	21-31
10-24	Chicago	45,658	L	10-38
10-31	Los Angeles	35,137	W	31-7
11-7	Green Bay	50,852	W	12-7
11-14	S. Francisco	54,534*	L	21-27
11-21	Chicago	51,499*	L	10-17
11-25	Baltimore	55,036*	T	24-24
12-5	S. Francisco	38,463	L	14-17
12-12	Minnesota	45,420*	L	7-29
12-19	Philadelphia	56,718	W	35-28

### 1966 (4-9-1) 6th

9-11	Chicago	52,225*	W	14-3
9-18	Pittsburgh	35,473	L	3-17
9-25	Atlanta	47,615*	W	28-10
10-2	Green Bay	50,861	L	14-23
10-9	Los Angeles	52,793*	L	7-14
10-16	Baltimore	60,238	L	14-45
10-23	S. Francisco	36,745	L	24-27
10-30	Green Bay	56,954*	L	7-31
11-6	Chicago	47,041	T	10-10
11-13	Minnesota	43,939	W	32-31
11-20	Baltimore	52,383*	W	20-14
11-24	S. Francisco	53,189*	L	14-41
12-4	Los Angeles	40,039	L	3-23
12-11	Minnesota	43,022*	L	16-28

### 1967 (5-7-2) 3rd

#### JOE SCHMIDT, COACH

9-17	Green Bay	50,861	T	17-17
9-24	Cleveland	57,383*	W	31-14
10-1	St. Louis	43,821	L	28-38
10-8	Green Bay	57,877*	L	17-27
10-15	Chicago	46,024	L	3-14
10-22	Atlanta	50,601*	W	24-3
10-29	S. Francisco	37,990	W	45-3
11-5	Chicago	55,606*	L	13-27
11-12	Minnesota	40,032	T	10-10
11-19	Baltimore	60,238	L	7-14
11-23	Los Angeles	54,389*	L	7-31
12-3	Pittsburgh	47,713*	L	14-24
12-10	New York	63,011	W	30-7
12-17	Minnesota	44,874*	W	14-3

### 1968 (4-8-2) 4th

9-15	Dallas	61,382	L	13-59
9-22	Chicago	50,688*	W	42-0
9-29	Green Bay	50,861	W	23-17
10-6	Minnesota	44,289	L	10-24
10-13	Chicago	46,996	W	28-10
10-20	Green Bay	57,302*	T	14-14
10-27	S. Francisco	53,555*	L	7-14
11-3	Los Angeles	77,982	L	7-10
11-10	Baltimore	55,170*	L	10-27
11-17	Minnesota	48,654*	L	6-18
11-24	New Orleans	46,152*	T	20-20
11-28	Philadelphia	47,909*	L	0-12
12-8	Atlanta	49,437	W	24-7
12-15	Washington	50,123	L	3-14

## 1969 (9-4-1) 2nd

Date	Opponent	Crowd	W-L-T	Score
9-21	Pittsburgh	51,360	L	13-16
9-28	New York	54,358*	W	24- 0
10- 5	Cleveland	82,833	W	28-21
10-12	Green Bay	58,381*	L	17-28
10-19	Chicago	54,732*	W	13- 7
10-26	Minnesota	47,900	L	10-24
11- 2	S. Francisco	35,100	W	26-14
11- 9	Atlanta	53,242*	W	27-21
11-16	St. Louis	51,749*	W	20- 0
11-23	Green Bay	50,861	W	16-10
11-27	Minnesota	57,906*	L	0-27
12- 7	Baltimore	60,238	T	17-17
12-14	Los Angeles	53,256*	W	28- 0
12-21	Chicago	41,879	W	20- 8

## 1970 (10-4-0) 2nd •

9-20	Green Bay	56,263	W	40- 0
9-27	Cincinnati	58,202*	W	38- 3
10- 5	Chicago	58,210*	W	28-14
10-11	Washington	50,414	L	10-31
10-18	Cleveland	83,577	W	41-24
10-25	Chicago	45,632	W	16-10
11- 1	Minnesota	58,210*	L	17-30
11- 8	New Orleans	66,910	L	17-19
11-15	Minnesota	47,900	L	20-24
11-22	S. Francisco	56,232*	W	28- 7
11-26	Oakland	56,597*	W	28-14
12- 6	St. Louis	56,362*	W	16- 3
12-14	Los Angeles	79,441	W	28-23
12-20	Green Bay	57,387*	W	20- 0

## 1971 (7-6-1) 2nd

9-20	Minnesota	54,418*	L	13-16
9-26	New England	61,057	W	34- 7
10- 3	Atlanta	54,418*	W	41-38
10-10	Green Bay	54,418*	W	31-28
10-17	Houston	45,885	W	31- 7
10-24	Chicago	54,418*	L	23-28
11- 1	Green Bay (M)	47,961	T	14-14
11- 7	Denver	51,200	W	24-20
11-14	Los Angeles	54,418*	L	13-21
11-21	Chicago	55,049	W	28- 3
11-25	Kansas City	54,418*	W	32-21
12- 5	Philadelphia	54,418*	L	20-23
12-11	Minnesota	49,784	L	10-29
12-19	S. Francisco	45,580	L	27-31

## 1972 (8-5-1) 2nd

9-17	NY Giants	54,418*	W	30-16
9-24	Minnesota	54,418*	L	10-34
10- 1	Chicago	55,701	W	38-24
10- 8	Atlanta	58,850	W	26-23
10-16	Green Bay	54,418*	L	23-24
10-22	San Diego	54,371*	W	34-20
10-30	Dallas	65,378	L	24-28
11- 5	Chicago	54,418*	W	14- 0
11-12	Minnesota	49,784	L	14-16
11-19	New Orleans	53,752*	W	27-14
11-23	NY Jets	54,418*	W	37-20
12- 3	Green Bay	55,263	L	7-33
12-10	Buffalo	41,583	T	21-21
12-17	Los Angeles	71,761	W	34-17

## 1973 (6-7-1) 2nd

## DON McCAFFERTY, COACH

Date	Opponent	Crowd	W-L-T	Score
9-16	Pittsburgh	48,913	L	10-24
9-23	Green Bay	56,267	T	13-13
10- 1	Atlanta	54,418*	W	31- 6
10- 7	Minnesota	54,418*	L	9-23
10-14	New Orleans	57,810	L	13-20
10-21	Baltimore	53,688*	L	27-29
10-28	Green Bay	53,859*	W	34- 0
11- 4	S. Francisco	54,348*	W	30-20
11-11	Minnesota	48,503	L	7-28
11-18	Chicago	55,701	W	30- 7
11-22	Washington	54,418*	L	0-20
12- 2	St. Louis	47,712	W	20-16
12- 9	Chicago	52,641*	W	40- 7
12-15	Miami	80,047	L	7-34

## 1974 (7-7-0) 2nd

## RICK FORZANO, COACH

9-15	Chicago	55,202	L	9-17
9-22	Minnesota	49,703*	L	6- 7
9-29	Green Bay (M)	47,292	L	19-21
10- 6	Los Angeles	64,987	L	13-16
10-14	S. Francisco	49,756*	W	17-13
10-20	Minnesota	48,501	W	20-16
10-27	Green Bay	54,418*	W	19-17
11- 3	New Orleans	49,127*	W	19-14
11-10	Oakland	54,020	L	13-35
11-17	NY Giants	45,859*	W	20-19
11-24	Chicago	47,376*	W	34-17
11-28	Denver	53,314*	L	27-31
12- 8	Cincinnati	59,575	W	23-19
12-15	Philadelphia	66,052	L	17-28

## 1975 (7-7-0) 2nd

9-21	Green Bay (M)	52,613	W	30-16
9-28	Atlanta	45,218	W	17-14
10- 6	Dallas	80,462*	L	10-36
10-12	Chicago	74,812*	W	27- 7
10-19	Minnesota	47,872	L	19-25
10-26	Houston	46,904	L	8-24
11- 2	S. Francisco	43,209	W	28-17
11- 9	Cleveland	78,751*	W	21-10
11-16	Green Bay	79,798*	W	13-10
11-23	Kansas City	55,161	L†	21-24
11-27	Los Angeles	80,638*	L	0-20
12- 7	Chicago	37,772	L	21-25
12-14	Minnesota	80,638*	W	17-10
12-21	St. Louis	73,060*	L	13-24

## 1976 (6-8-0) 3rd

9-12	Chicago	54,125	L	3-10
9-19	Atlanta	55,706*	W	24-10
9-26	Minnesota	80,638*	L	9-10
10- 3	Green Bay	55,041	L	14-24
TOMMY HUDSPETH, COACH				
10-10	New England	63,701*	W	30-10
10-17	Washington	45,908	L	7-20
10-24	Seattle	61,280	W	41-14
10-31	Green Bay	78,814*	W	27- 6
11- 7	Minnesota	46,735	L	23-31
11-14	New Orleans	42,048	L	16-17
11-21	Chicago	80,638*	W	14-10
11-25	Buffalo	72,128*	W	27-14
12- 5	NY Giants	66,069	L	10-24
12-11	Los Angeles	79,351*	L	17-20

### 1977 (6-8-0) 3rd

Date	Opponent	Crowd	W-L-T	Score
9-18	Chicago	57,359	L	20-30
9-25	New Orleans	57,854*	W	23-19
10- 2	Philadelphia	61,201*	W	17-13
10- 9	Minnesota	48,446	L	7-14
10-16	Green Bay	80,638*	W	10- 6
10-23	S. Francisco	39,392	L	7-28
10-30	Dallas	65,004	L	0-37
11- 6	San Diego	76,278*	W	20- 0
11-13	Atlanta	53,463	L	6-17
11-20	Tampa Bay	58,790*	W	16- 7
11-24	Chicago	75,185*	L	14-31
12- 4	Green Bay	56,367	L	9-10
12-11	Baltimore	45,124	W	13-10
12-17	Minnesota	80,638*	L	21-30

### 1978 (7-9-0) 3rd

#### MONTE CLARK, COACH

9- 3	Green Bay	54,347*	L	7-13
9- 9	Tampa Bay	68,963	W	15- 7
9-17	Chicago	68,505*	L	0-19
9-24	Seattle	56,781	L	16-28
10- 1	Green Bay (M)	54,601	L	14-35
10- 8	Washington	64,267*	L	19-21
10-15	Atlanta	51,172	L	0-14
10-22	San Diego	58,489*	W	31-14
10-29	Chicago	57,359	W	21-17
11- 5	Minnesota	48,446	L	7-17
11-12	Tampa Bay	62,763*	W	34-23
11-19	Oakland	54,422	L	17-29
11-23	Denver	73,155*	W	17-14
12- 3	St. Louis	45,800	L	14-21
12- 9	Minnesota	80,638*	W	45-14
12-17	S. Francisco	60,025*	W	33-14

### 1979 (2-14-0) 5th

9- 1	Tampa Bay	68,225	L	16-31
9- 9	Washington	54,991*	L	24-27
9-16	NY Jets	49,612	L	10-31
9-23	Atlanta	56,249*	W	24-23
9-30	Minnesota	75,295*	L	10-13
10- 7	New England	60,629	L	17-24
10-14	Green Bay (M)	53,930	L	16-24
10-21	New Orleans	57,428	L	7-17
10-28	Buffalo	61,911*	L	17-20
11- 4	Chicago	50,108	L	7-35
11-11	Tampa Bay	70,461*	L	14-16
11-18	Minnesota	43,650	L	7-14
11-22	Chicago	66,219*	W	20- 0
12- 2	Philadelphia	66,128	L	7-44
12- 9	Miami	78,087*	L	10-28
12-15	Green Bay	57,376*	L	13-18

### 1980 (9-7-0) 2nd

9- 7	Los Angeles	68,713	W	41-20
9-14	Green Bay (M)	55,901	W	29- 7
9-21	St. Louis	80,468*	W	20- 7
9-28	Minnesota	80,638*	W	27- 7
10- 5	Atlanta	60,233	L	28-43
10-12	New Orleans	80,638*	W	24-13
10-19	Chicago	64,154	L	7-24
10-26	Kansas City	60,921	L	17-20
11- 2	S. Francisco	80,638*	W	17-13
11- 9	Minnesota	48,446	L	0-34
11-16	Baltimore	80,638*	L	9-10
11-23	Tampa Bay	72,126	W	24-10
11-27	Chicago	80,638*	L†	17-23
12- 7	St. Louis	50,548	L	23-24
12-14	Tampa Bay	80,638*	W	27-14
12-21	Green Bay	80,638*	W	24- 3

### 1981 (8-8-0) 2nd

Date	Opponent	Crowd	W-L-T	Score
9- 6	S. Francisco	63,710*	W	24-17
9-13	San Diego	52,671	L	23-28
9-20	Minnesota	48,446	L	24-26
9-27	Oakland	80,638*	W	16- 0
10- 4	Tampa Bay	72,128	L	10-28
10-11	Denver	75,123	L	21-27
10-19	Chicago	74,137*	W	48-17
10-25	Green Bay	80,638*	W	31-27
11- 1	Los Angeles	69,006	L	13-20
11- 8	Washington	55,045	L	31-33
11-15	Dallas	80,638*	W	27-24
11-22	Chicago	64,410	W	23- 7
11-26	Kansas City	80,638*	W	27-10
12- 6	Green Bay	56,161	L	17-31
12-12	Minnesota	80,638*	W	45- 7
12-20	Tampa Bay	80,638*	L	17-20

## LIONS IN POST-SEASON PLAY

#### 1935 —

Lions defeated New York  
26-7, for World Championship

#### 1952 —

Lions defeated Los Angeles  
31-21, for divisional title

#### 1952 —

Lions defeated Cleveland,  
17-7, for World Championship

#### 1953 —

Lions defeated Cleveland,  
17-16, for World Championship

#### 1954 —

Cleveland defeated Lions,  
56-10, for World Championship

#### 1957 —

Lions defeated San Francisco,  
31-27, for divisional title

#### 1957 —

Lions defeated Cleveland,  
59-14, for World Championship

#### 1961 —

Lions defeated Cleveland,  
17-16, in Runner-up Bowl

#### 1962 —

Lions defeated Philadelphia,  
38-10, in Runner-up Bowl

#### 1963 —

Lions defeated Pittsburgh,  
17-10, in Runner-up Bowl

#### 1970 —

Dallas defeated Lions, 5-0  
in NFC Playoffs

#### POST-SEASON RECORD — 9-2

# LIONS VS. ALL-TIME LEAGUE OPPONENTS

## LIONS VS. NFC TEAMS (Regular Season Only)

	GP	W	L	T
Atlanta	13	10	3	0
Chicago	96	39	54	3
Dallas	7	2	5	0
Green Bay	97	40	51	6
Los Angeles	53	24	28	1
Minnesota	42	14	26	2
New Orleans	9	4	4	1
New York Giants	20	12	7	1
Philadelphia	20	10	9	1
San Francisco	46	24	21	1
St. Louis	9	5	4	0
Tampa Bay	9	5	4	0
Washington	18	3	15	0
<b>Totals</b>	<b>441</b>	<b>192</b>	<b>231</b>	<b>16</b>

## LIONS VS. AFC TEAMS (Regular Season Only)

	GP	W	L	T
Baltimore	35	17	16	2
Buffalo	3	1	1	1
Cincinnati	2	2	0	0
Cleveland	10	9	1	0
Denver	4	2	2	0
Houston	2	1	1	0
Kansas City	4	2	2	0
Miami	2	0	2	0
New England	3	2	1	0
New York Jets	2	1	1	0
Oakland	4	2	2	0
Pittsburgh	21	12	8	1
San Diego	4	3	1	0
Seattle	2	1	1	0
<b>Totals</b>	<b>98</b>	<b>55</b>	<b>39</b>	<b>4</b>

## LIONS IN POST-SEASON GAMES

	GP	W	L	T
Championships	5	4	1	0
Playoffs	3	2	1	0
Runner-up Bowls	3	3	0	0
<b>Totals</b>	<b>11</b>	<b>9</b>	<b>2</b>	<b>0</b>

## LIONS IN PRE-SEASON GAMES (Since 1949)

	GP	W	L	T
Baltimore	14	5	8	1
Buffalo	12	8	4	0
Chicago Cardinals	7	4	3	0
Chicago Bears	1	0	1	0
Cincinnati	12	3	9	0
Cleveland	29	19	9	1
College All-Stars	4	2	1	1
Dallas	4	1	3	0
Denver	2	0	2	0
Kansas City	7	4	3	0
Los Angeles	1	0	0	1
Miami	6	1	5	0
Minnesota	1	0	0	1
New England	3	2	1	0
New Orleans	4	3	1	0
New York Bulldogs	1	1	0	0
New York Giants	14	9	4	1
New York Jets	2	1	1	0
New York Yanks	1	1	0	0
Oakland	2	0	2	0
Philadelphia	19	11	7	1
Pittsburgh	11	8	3	0
St. Louis	7	6	1	0
San Diego	1	1	0	0
Seattle	1	1	0	0
Washington	17	10	7	0
<b>Totals</b>	<b>183</b>	<b>101</b>	<b>75</b>	<b>7</b>

## LIONS VS. DEFUNCT TEAMS (Regular Season Games)

	GP	W	L	T
Boston Redskins	3	3	0	0
Boston Yanks	5	3	2	0
Brooklyn Dodgers	11	8	3	0
Chicago Cardinals	31	19	9	3
Chicago-Pittsburgh	2	2	0	0
Cincinnati-St. Louis	2	2	0	0
Cleveland Rams	15	8	7	0
Dallas Texans	2	2	0	0
New York Bulldogs	1	1	0	0
New York Yanks	4	2	1	1
Phila.-Pittsburgh	1	0	1	0
<b>Totals</b>	<b>77</b>	<b>50</b>	<b>23</b>	<b>4</b>



# LIONS VS. THE NFL

(REGULAR SEASON)

## LIONS VS. ATLANTA

(10-3-0)

DATE	W-L-T	SCORE
9-25-66*	W	28-10
10-22-67*	W	24- 3
12- 8-68	W	24- 7
11- 9-69*	W	27-21
10- 3-71*	W	41-38
10- 8-72	W	26-23
10- 1-73*	W	31- 6
9-28-75	W	17-14
9-19-76*	W	24-10
11-13-77	L	6-17
10-15-78	L	0-14
9-23-79*	W	24-23
10- 5-80	L	28-43

## LIONS VS. BALTIMORE

(17-16-2)

DATE	W-L-T	SCORE
12- 3-50	W	45-21
10- 3-53	W	27-17
11- 7-53*	W	17- 7
10-16-54*	W	35- 0
11- 6-54	W	27- 3
10- 1-55	L	13-28
11- 5-55*	W	24-14
10- 6-56	W	31-14
11-18-56*	W	27- 3
9-29-57	L	14-34
10-20-57*	W	31-27
9-28-58	L	15-28
10-19-58*	L	14-40
9-29-59	L	9-21
10-11-59*	L	24-31
10-23-60*	W	30-17
12- 4-60	W	20-15
9-24-61	W	16-15
10-22-61*	L	14-17
9-30-62	W	29-20
12- 2-62*	W	21-14
10-20-63*	L	21-25
11-10-63	L	21-24
10-25-64*	L	0-34
12- 6-64	W	31-14
10-10-65	L	7-31
11-25-65*	T	24-24
10-16-66	L	14-45
11-20-66*	W	20-14
11-19-67	L	7-41
11-10-68*	L	10-27
12- 7-69	T	17-17
10-21-73*	L	27-29
12-11-77	W	13-10
11-16-80*	L	9-10

## LIONS VS. BUFFALO

(1-1-1)

DATE	W-L-T	SCORE
12-10-72	T	21-21
11-25-76*	W	27-14
10-28-79*	L	17-20

## LIONS VS. CHICAGO

(39-54-3)

DATE	W-L-T	SCORE
1-29-34*	L	16-19
12- 2-34	L	7-10
11-24-35	T	20-20

11-28-35*	W	14- 2
10-25-36	L	10-12
11-26-36*	W	13- 7
10-24-37	L	20-28
11-28-37*	L	0-13
11-20-38	W	13- 7
11-24-38*	W	14- 7
10-29-39	W	10- 0
11-12-39*	W	13-23
10-13-40	L	0- 7
11-10-40*	W	17-14
10-19-41	L	0-49
11-23-41*	L	7-24
11- 1-42	L	0-16
11-22-42*	L	0-42
10- 3-43*	L	21-27
10-31-43	L	14-35
10-22-44	T	21-21
11-19-44*	W	41-21
10-28-45*	W	16-10
11-11-45	W	35-28
11-24-46	L	6-42
12- 8-46*	L	24-45
10-19-47	L	24-33
11-27-47*	L	14-34
10-17-48	L	0-28
12- 5-48*	L	14-42
11-13-49	L	24-27
11-24-49*	L	7-28
11- 5-50*	L	21-35
12-10-50	L	3- 6
10-28-51*	L	23-28
11-11-51	W	41-28
11-23-52	L	23-24
12- 7-52*	W	45-21
11-22-53	W	20-16
12- 6-53*	W	13- 7
9-26-54*	W	48-23
12-12-54	L	24-28
11-20-55*	L	14-24
12- 4-55	L	20-21
12- 2-56*	W	42-10
12-16-56	L	21-38
11-24-57*	L	7-27
12-15-57	W	21-13
11-23-58*	L	7-20
12-14-58	L	16-21
11-22-59*	L	14-24
12-13-59	L	14-25
11-20-60	L	7-28
12-18-60*	W	36- 0
10- 8-61*	L	17-31
12- 3-61	W	16-15
10-28-62*	W	11- 3
12-16-62	L	0- 3
9-29-63*	L	21-37
12-15-63	L	14-24
10-18-64	W	10- 0
11-26-64*	L	24-27
10-24-65	L	10-38
11-21-65*	L	10-17
9-11-66*	W	14- 3
11- 6-66	T	10-10
10-15-67	L	3-14
11- 5-67*	L	13-27
9-22-68*	W	42- 0
10-13-68	W	28-10
10-19-69*	W	13- 7
12-21-69	W	20- 3
10- 5-70*	W	28-14

\*Home Games

DATE	W-L-T	SCORE	10-20-35m	L	9-13
10-25-70	W	16-10	11-10-35	L	7-31
10-24-71*	L	23-28	11-17-35*	W	20-10
11-21-71	W	28- 3	10-18-36	L	18-20
10- 1-72	W	38-24	11-29-36*	L	17-26
11- 5-72*	W	14- 0	10- 3-37	L	6-26
11-18-73	W	30- 7	10-31-37*	L	13-14
12- 9-73*	W	40- 7	10- 9-38	W	17- 7
9-15-74	L	9-17	11-13-38*	L	7-28
11-24-74*	W	34-17	10-22-39	L	7-26
10-12-75*	W	27- 7	12- 3-39*	L	7-12
12- 7-75	L	21-25	10-20-40	W	23-14
9-12-76	L	3-10	11-24-40*	L	7-50
11-21-76*	W	14-10	9-14-41	L	0-23
9-18-77	L	20-30	10-26-41*	L	7-24
11-24-77*	L	14-31	10-11-42m	L	7-38
9-17-78*	L	0-19	10-25-42*	L	7-28
10-29-78	W	21-17	10-10-43	L	14-35
11- 4-79	L	7-35	10-24-43*	L	6-27
11-22-79*	W	20- 0	10- 1-44m	L	6-27
10-19-80	L	7-24	10-29-44*	L	0-14
11-27-80*	L(0)	17-23	10- 7-45m	L	21-57
10-19-81*	W	48-17	12- 2-45*	W	14- 3
11-22-81	W	23- 7	10-27-46m	L	7-10
			11-17-46*	L	0- 9
			10-26-47	L	17-34
			12- 7-47*	L	14-35
			10- 3-48	L	21-33
			10-31-48*	W	24-20
			10-30-49m	L	14-16
			12-11-49*	W	21- 7
			9-17-50	W	45- 7
			11-19-50*	W	24-21
			11- 4-51	W	24-17
			11-22-51*	W	52-35
			10-26-52	W	52-17
			11-27-52*	W	48-24
			11-15-53	W	14- 7
			11-26-53*	W	34-15
			11-21-54	W	21-17
			11-25-54	W	28-24
			9-27-55	L	17-20
			11-24-55*	W	24-10
			9-30-56	W	20-16
			11-22-56*	L	20-24
			10- 6-57	W	24-14
			11-28-57*	W	18- 6
			10- 5-58	T	13-13
			11-27-58*	W	24-14
			10- 4-59	L	10-28
			11-26-59*	L	17-24
			11- 2-60	L	9-28
			11-24-60*	W	23-10
			9-17-61m	W	17-13
			11-23-61*	L	9-17
			10- 7-62	L	7- 9
			11-22-62*	W	26-14
			9-22-63m	L	10-31
			11-28-63*	T	13-13
			9-28-64*	L	10-14
			11- 8-64	L	7-30
			10-17-65*	L	21-31
			11- 7-65	W	12- 7
			10- 2-66	L	14-23
			10-30-66*	L	7-31
			9-17-67	T	17-17
			10- 8-67*	L	17-27
			9-29-68	W	23-17
			10-20-68*	T	14-14
			10-12-69*	L	17-28
			11-23-69	W	16-10
			9-20-70	W	40- 0
			12-20-70*	W	20- 0
			10-10-71*	W	31-28
			11- 1-71m	T	14-14
			10-16-72*	L	23-24

### LIONS VS. CINCINNATI (2-0-0)

DATE	W-L-T	SCORE
9-27-70*	W	38- 3
12- 8-74	W	23-19

### LIONS VS. CLEVELAND (9-1-0)

DATE	W-L-T	SCORE
11- 2-52*	W	17- 6
12-19-54	W	14-10
12- 8-57*	W	20- 7
11- 9-58	W	30-10
12- 8-63*	W	38-10
11-15-64	L	21-37
9-24-67*	W	31-14
10- 5-69	W	28-21
10-18-70	W	41-24
11- 9-75*	W	21-10

### LIONS VS. DALLAS (2-5-0)

DATE	W-L-T	SCORE
12-11-60*	W	23-14
10-13-68	L	14-17
9-15-68	L	13-59
10-30-72	L	24-28
10- 6-75*	L	10-36
10-30-77	L	0-37
11-15-81*	W	27-24

### LIONS VS. DENVER (2-2-0)

DATE	W-L-T	SCORE
11- 7-71	W	24-20
11-28-74*	L	27-31
11-23-78*	W	17-14
10-11-81	L	21-27

### LIONS VS. GREEN BAY (40-51-6)

DATE	W-L-T	SCORE
10- 7-34	W	3- 0
11-25-34*	L	0- 3

DATE	W-L-T	SCORE	11- 4-62	W	12- 3
12- 3-72	L	7-33	9-14-63	W	23- 2
9-23-73 T	13-13		11-17-63*	L	21-28
10-28-73*	W	34- 0	9-18-64	T	17-17
9-29-74m	L	19-21	11- 1-64*	W	37-17
10-27-74	W	19-17	9-19-65*	W	20- 0
9-21-75m	W	30-16	10-31-65	W	21- 7
11-16-75	W	13-10	10- 9-66*	L	7-14
10- 3-76	L	14-24	12- 4-66	L	3-23
10-31-76*	W	27- 6	11-23-67*	L	7-31
10-16-77*	W	10- 6	11- 3-68	L	7-10
12- 4-77	L	9-10	12-14-69*	W	28- 0
9- 3 78*	L	7-13	12-14-70	W	28-23
10- 1-78m	L	14-35	11-14-71*	L	13-21
10-14-79m	L	16-24	12-17-72	W	34-17
12-15-79*	L	13-18	10- 6-74	L	13-16
9-14-80m	W	29- 7	11-27-75*	L	0-20
12-21-80*	W	24- 3	12-11-76*	L	17-20
10-25-81*	W	31-27	9- 7-80	W	41-20
12- 6-81	L	17-31	11- 1-81	L	13-20

### LIONS VS. HOUSTON (1-1-0)

DATE	W-L-T	SCORE
10-17-71	W	31- 7
10-26-75	L	8-24

### LIONS VS. MIAMI (0-2-0)

DATE	W-L-T	SCORE
12-15-73	L	7-34
12- 9-79*	L	10-28

### LIONS VS. KANSAS CITY (2-2-0)

DATE	W-L-T	SCORE
11-25-71	W	32-21
11-23-75	L(0)	21-24
10-26-80	L	17-20
11-26-81*	W	27-10

### LIONS VS. MINNESOTA (14-26-2)

DATE	W-L-T	SCORE
11-19-61	W	37-10
12-10-61*	W	13- 7
11-18-62	W	17- 6
12- 9-62*	W	37-23
10-27-63*	W	28-10
11-24-63	L	31-34
10-11-64	W	24-20
11-22-64*	T	23-23
9-26-65	W	31-29
12-12-65*	L	7-29
11-13-66	W	32-31
12-11-66*	L	16-28
11-12-67	T	10-10
12-17-67*	W	14- 3
10- 6-68	L	10-24
11-17-68*	L	6-13
10-26-69	L	10-24
11-27-69*	L	0-27
11- 1-70*	L	17-30
11-15-70	L	20-24
9-20-71*	L	13-16
12-11-71	L	10-29
9-24-72*	L	10-34
11-12-72	L	14-16
10- 7-73*	L	9-23
11-11-73	L	7-28
9-22-74*	L	6- 7
10-20-74	W	20-16
10-19-75	L	19-25
12-14-75*	W	17-10
9-26-76*	L	9-10
11- 7-76	L	23-31
10- 9-77	L	7-14
12-17-77*	L	21-30
11- 5-78	L	7-17
12- 9-78*	W	45-14
9-30-79*	L	10-13
11-18-79	L	7-14
9-28-80*	W	27- 7
11- 9-80	L	0-34
9-20-81	L	24-26
12-12-81*	W	45- 7

### LIONS VS. LOS ANGELES (24-28-1)

DATE	W-L-T	SCORE
10-20-46	L	14-35
11- 3-46*	L	20-41
10-12-47*	L	13-27
11-23-47	L	17-28
9-22-48	L	7-44
10-24-48*	L	27-34
9-23-49	L	24-27
10-16-49*	L	10-21
10-15-50*	L	28-30
10-29-50	L	24-65
10-14-51*	L	21-27
12- 9-51	W	24-22
10- 3-52	W	17-14
10-19-52*	W	24-16
10-18-53*	L	19-31
11- 1-53	L	24-37
10-10-54*	W	21- 3
10-31-54	W	27-24
10- 9-55*	L	10-17
10-23-55	L	13-24
10-14-56*	W	24-21
10-28-56	W	16- 7
10-13-57*	W	10- 7
10-27-57	L	17-35
10-12-58*	L	28-42
10-26-58	W	41-24
10-25-59	W	17- 7
11-15-59*	W	23-17
10-30-60	L	35-48
11-13-60*	W	12-10
10-15-61*	W	14-13
10-29-61	W	28-10
10-14-62*	W	13-10

**LIONS VS. NEW ENGLAND****(2-1-0)**

DATE	W-L-T	SCORE
9-26-71	W	34- 7
10-10-76*	W	30-10
10- 7-79	L	17-24

**LIONS VS. NEW ORLEANS****(4-4-1)**

DATE	W-L-T	SCORE
11-24-68*	T	20-20
11- 8-70	L	17-19
11-19-72*	W	27-14
10-14-73	L	13-20
11- 3-74*	W	19-14
11-14-76	L	16-17
9-25-77*	W	23-19
10-21-79	L	7-17
10-12-80*	W	24-13

**LIONS VS. NEW YORK GIANTS****(12-7-1)**

DATE	W-L-T	SCORE
9-23-34*	W	9- 0
11- 1-36	L	7-14
11-15-36*	W	38- 0
11-14-37	W	17- 0
11- 5-39*	W	18-14
11- 9-41	L	13-20
11- 7-43	T	0- 0
11-18-45	L	14-35
11- 2-47*	W	35- 7
11-20-49	W	45-21
12-13-53	W	27-16
12-11-55*	L	19-24
12- 7-58*	L	17-19
10-21-62	L	14-17
10- 4-64*	W	26- 3
12-10-67	W	30- 7
9-28-69*	W	24- 0
9-17-72*	W	30-16
11-17-74*	W	20-19
12- 5-76	L	10-24

**LIONS VS. NEW YORK JETS****(1-1-0)**

DATE	W-L-T	SCORE
11-23-72*	W	37-20
9-16-79	L	10-31

**LIONS VS. OAKLAND****(2-2-0)**

DATE	W-L-T	SCORE
11-26-70*	W	28-14
11-10-74	L	13-35
11-19-78	L	17-29
9-27-81*	W	16- 0

**LIONS VS. PHILADELPHIA****(10-9-1)**

DATE	W-L-T	SCORE
10-14-34	W	10- 0
9-20-35*	W	35- 0
10-11-36	W	23- 0
12- 4-38*	L	7-21

11-17-40	W	21- 0
11-16-41*	W	21-17
10-14-45*	W	28-24
12-12-48	L	21-45
10- 3-49*	L	14-22
11-18-51	W	28-10
12- 5-54*	T	13-13
11-10-57	W	27-16
10-16-60	L	10-28
12-17-61*	L	24-27
12-19-65	W	35-28
11-28-68*	L	0-12
12- 5-71*	L	20-23
12-15-74	L	17-28
10- 2-77*	W	17-13
12- 2-79	L	7-44

**LIONS VS. PITTSBURGH****(12-8-1)**

DATE	W-L-T	SCORE
11- 4-34*	W	40- 7
11- 8-36*	W	28- 3
10-10-37*	W	7- 3
9- 9-38*	W	16- 7
9-22-40*	L	7-10
11- 8-42*	L	7-35
11-10-46*	W	17- 7
9-21-47	L	10-17
11-21-48*	W	17-14
10- 8-49	L	7-14
9-24-50*	W	10- 7
11- 9-52	W	31- 6
9-27-53*	W	38-21
11-13-55	W	31-28
12- 9-56*	W	45- 7
11- 8-59	T	10-10
9-16-62*	W	45- 7
10-18-66	L	3-17
12- 3-67*	L	14-24
9-21-69	L	13-16
9-16-73	L	10-24

**LIONS VS. ST. LOUIS****(5-4-0)**

DATE	W-L-T	SCORE
11-12-61	W	45-14
10- 1-67	L	28-38
11-16-69*	W	20- 0
12- 6-70*	W	16- 3
12- 2-73	W	20-16
12-21-75*	L	13-24
12- 3-78	L	14-21
9-21-80*	W	20- 7
12- 7-80	L	23-24

**LIONS VS. SAN DIEGO****(3-1-0)**

DATE	W-L-T	SCORE
11-22-72*	W	34-20
11- 6-77*	W	20- 0
10-22-78*	W	31-14
9-13-81	L	23-28

**LIONS VS. SAN FRANCISCO****(24-21-1)**

DATE	W-L-T	SCORE
10- 8-50*	W	24- 7
10-22-50	L	27-28
12- 2-51*	L	10-20

DATE	W-L-T	SCORE
12-16-51	L	17-21
9-28-52	L	3-17
10-12-52*	L	0-28
10-11-53*	W	24-21
10-25-53	W	14-10
10-24-54	L	31-37
11-14-54*	W	48- 7
10-16-55*	L	24-27
10-30-55	L	21-38
10-21-56*	W	20-17
11- 4-56	W	17-13
11- 3-57	L	31-35
11-17-57*	W	31-10
11- 2-58	L	21-24
11-16-58*	W	35-21
10-18-59*	L	13-34
11- 1-59	L	7-33
10- 9-60*	L	10-14
11- 6-60	W	24- 0
10- 1-61*	L	0-49
11- 5-61	T	20-20
9-23-62*	W	45-24
11-11-62	W	38-24
10- 6-63*	W	26- 3
11- 3-63	W	45- 7
9-13-64	W	26-17
12-13-64*	W	24- 7
11-14-65*	L	21-27
12- 5-65	L	14-17
10-23-66	L	24-27
11-24-66*	L	14-41
10-29-67	W	45- 3
10-27-68*	L	7-14
11- 2-69	W	26-14
11-22-70*	W	28-14
12-19-71	L	27-31
11- 4-73	W	30-20
10-14-74*	W	17-13
11- 2-75	W	28-17
10-23-77	L	7-28
12-17-78*	W	33-14
11- 2-80*	W	17-13
9- 6-81*	W	24-17

## LIONS VS. SEATTLE

(1-1-0)

DATE	W-L-T	SCORE
10-24-76	W	41-14
9-24-78	L	16-28

## LIONS VS. TAMPA BAY

(5-4-0)

DATE	W-L-T	SCORE
11-20-77*	W	16- 7
9- 9-78	W	15- 7
11-12-78*	W	34-23
9- 1-79	L	16-31
11-11-79*	L	14-16
11-23-80	W	24-10
12-14-80*	W	27-14
10- 4-81	L	10-28
12-20-81*	L	17-20

## LIONS VS. WASHINGTON

(3-15-0)

DATE	W-L-T	SCORE
10-16-38*	L	5- 7
11-26-39	L	7-31
10-27-40*	L	14-20
11-29-42*	L	3-15
11-14-43	L	20-42
10- 6-46	L	16-17
11-16-47*	W	38-21
11-14-48	L	21-46
9-30-51*	W	35-17
11-11-56	L	17-18
10- 3-65*	W	14-10
12-15-68	L	3-14
10-11-70	L	10-31
11-22-73*	L	0-20
10-17-76	L	7-20
10- 8-78*	L	19-21
9- 9-79*	L	24-27
11- 8-81	L	31-33

## LIONS LONGEVITY LOG

RANK	PLAYER	YEARS	GAMES
1	Wayne Walker	15	200
2	Dick LeBeau	14	185
3	Paul Naumoff	12	168
4	Darris McCord	13	168
5	Larry Hand	13	164
6	Alex Karras	12	161
7	Joe Schmidt	13	154
8	Lem Barney	11	140
9	Jim Gibbons	11	140
10	Ed Flanagan	10	139
11	Bob Kowalkowski	11	138
12	Charlie Weaver	10	135
13	John Gordy	10	134
14	Yale Lary	11	133
15	Charlie Sanders	10	128
16	Jim Martin	11	126
17	Rockne Freitas	10	121
18	Harley Sewell	10	119
19	Mike Lucci	9	117
20	Lou Creekmur	10	116
21	Jim Yarbrough	9	114
22	Wayne Rasmussen	9	112
23	Bruce Maher	8	108
24	Mike Weger	9	108

## LIONS PRE-SEASON RESULTS (1949-1981)

### 1949 (3-2-0)

NY Bulldogs at Hershey W 21-10  
Pittsburgh at Roanoke W 41-21  
Philadelphia at New Orleans L 14-45  
Washington at Denver L 31-7  
NY Giants at Minneapolis W 21-6

### 1950 (2-3-0)

at Pittsburgh L 17-14  
Cleveland at Akron L 35-14  
Washington at Dallas L 28-24  
Philadelphia at Little Rock W 49-24  
Chicago Cards at Birmingham W 24-16

### 1951 (4-1-1)

NY Giants at Dallas W 31-21  
Philadelphia at Shreveport T 17-17  
Washington at Amarillo L 10-7  
Cleveland at DETROIT W 21-20  
Chicago Cards at San Antonio W 21-7  
NY Yanks at Houston W 28-14

### 1952 (6-0-0)

Chicago Cards at Amarillo W 28-13  
Philadelphia at Little Rock W 7-3  
NY Giants at DETROIT W 33-17  
Cleveland at Syracuse W 28-21  
at Dallas W 21-14  
Washington at Norman W 45-7

### 1953 (4-1-1)

All-Stars at Chicago W 24-10  
Pittsburgh at Syracuse W 16-13  
NY Giants at Dallas W 38-7  
Cleveland at DETROIT T 24-24  
Washington at Buffalo W 31-77  
at Philadelphia L 28-17

### 1954 (6-0-0)

All-Stars at Chicago W 31-6  
at Philadelphia W 17-14  
Washington at DETROIT W 37-7  
NY Giants at Norman W 28-13  
Cleveland at Dallas W 56-31  
Pittsburgh at Buffalo W 42-14

### 1955 (4-2-0)

Philadelphia at Dallas L 14-8  
Washington at Mobile W 17-14  
Chicago Cards at St. Louis L 17-16  
Pittsburgh at Miami W 24-0  
at Cleveland W 19-3  
NY Giants at DETROIT W 27-17

### 1956 (4-2-0)

Pittsburgh at Toledo W 20-15  
Chicago Cards at Mobile L 20-17  
Philadelphia at Miami W 31-14  
Cleveland at DETROIT W 17-0  
Cleveland at Akron W 30-14  
Washington at Buffalo L 19-17

### 1957 (3-3-0)

Cleveland at DETROIT W 20-10  
Philadelphia at Toledo W 34-27  
Washington at Birmingham W 31-14  
Pittsburgh at Buffalo L 20-14  
at Cleveland L 23-7  
NY Giants at DETROIT L 17-0

### 1958 (2-4-0)

All-Stars at Chicago L 35-19  
Cleveland at DETROIT W 17-7  
NY Giants at DETROIT W 26-7  
Chicago Bears at Dallas L 24-17  
Philadelphia at Norman L 31-24  
at Cleveland L 41-7

### 1959 (4-2-1)

Los Angeles at Boulder T 20-20  
Chicago Cards at Norman L 21-19  
Cleveland at Akron W 9-3  
NY Giants at DETROIT L 38-0  
Philadelphia at Toledo W 35-24  
Cleveland at DETROIT W 31-28  
Washington at DETROIT W 31-14

### 1960 (2-3-1)

Cleveland at DETROIT L 28-14  
St. Louis at Toledo W 24-21  
Pittsburgh at DETROIT W 13-7  
Philadelphia at Norman L 40-10  
NY Giants at New Haven T 16-16  
at Cleveland L 14-10

### 1961 (4-1-0)

Cleveland at DETROIT W 35-7  
at Pittsburgh W 17-14  
Philadelphia at DETROIT L 23-14  
St. Louis at DETROIT W 20-7  
at Cleveland W 35-17

### 1962 (4-1-0)

Cleveland at DETROIT L 17-14  
Dallas at Cleveland W 35-24  
Pittsburgh at DETROIT W 26-20  
St. Louis at Omaha W 19-14  
at St. Louis W 14-0

### 1963 (2-3-0)

Cleveland at DETROIT W 24-10  
New York at Cleveland L 24-21  
St. Louis at Omaha W 22-17  
Pittsburgh at DETROIT L 22-7  
Dallas at New Orleans L 27-17

### 1964 (3-1-1)

Washington at Charlotte W 28-27  
Baltimore at DETROIT T 28-28  
at Philadelphia W 17-13  
Cleveland at DETROIT L 35-14  
New York at Cleveland W 24-10

### 1965 (1-4-0)

at Philadelphia L 20-17  
Baltimore at DETROIT L 23-3  
Cleveland at DETROIT L 28-14  
New York at Cleveland W 25-21  
Washington at Canton L 20-3

### 1966 (0-4-1)

Minnesota at New Orleans T 6-6  
St. Louis at DETROIT L 28-14  
New York at New Haven L 17-7  
Dallas at Tulsa L 20-10  
Baltimore at DETROIT L 20-0

### 1967 (3-2-0)

at Denver L 13-7  
Buffalo at DETROIT W 19-17  
at San Diego W 38-17  
Baltimore at DETROIT L 14-5  
at St. Louis W 21-7

**1968 (2-3-0)**  
at Buffalo L 13-9  
at Philadelphia W 20-3  
Baltimore at DETROIT W 14-7  
at Washington L 16-10  
New York Jets at Cleveland L 9-6

**1969 (5-1-0)**  
at Kansas City L 38-13  
Buffalo at DETROIT W 24-12  
Boston at Montreal W 22-9  
Washington at Tampa W 21-20  
Philadelphia at Raleigh W 23-21  
New Orleans at DETROIT W 42-7

**1970 (4-2-0)**  
Kansas City at DETROIT L 30-17  
at Buffalo W 22-6  
at New Orleans W 31-17  
Philadelphia at DETROIT 31-7  
Baltimore at Raleigh L 20-14  
at Cincinnati W 31-14

**1971 (3-3-0)**  
New York Jets at Tampa W 28-24  
Cincinnati at DETROIT L 31-24  
Baltimore at Ann Arbor W 23-20  
at Miami L 28-24  
Buffalo at DETROIT L 31-17  
at Philadelphia W 49-10

**1972 (4-2-0)**  
Miami at DETROIT W 31-23  
at Cincinnati L 28-30  
Cleveland at Ann Arbor W 34-7  
Washington at DETROIT W 23-10  
Baltimore at Tampa W 24-17  
at New England L 34-30

**1973 (4-2-0)**  
at Washington W 17-14  
at Kansas City W 17-16  
Baltimore at Memphis L 32-28  
Cincinnati at DETROIT L 17-10  
at Cleveland W 16-13  
New England at DETROIT W 34-21

**1974 (2-4-0)**  
at Kansas City L 20-12  
at Baltimore W 6-3  
Oakland at DETROIT L 41-10  
at Cincinnati L 27-14  
at Buffalo L 28-7  
Cleveland at DETROIT W 21-7

**1975 (2-4-0)**  
Oakland at Berkeley L 34-0  
at Miami L 20-14  
Kansas City at PONTIAC W 27-24  
at Washington L 34-13  
Cincinnati at PONTIAC L 22-14  
at Cleveland W 27-24

**1976 (3-4-0)**  
Denver at Canton L 10-7  
Buffalo at PONTIAC W 17-10  
Miami at PONTIAC L 30-21  
at Cincinnati L 26-14  
Dallas at Memphis L 36-16  
at Kansas City W 23-21  
Baltimore at PONTIAC W 24-9

**1977 (3-3-0)**  
Kansas City at PONTIAC W 17-0  
at Buffalo L 17-10  
Cincinnati at PONTIAC L 17-13  
at Seattle W 16-14  
at Baltimore L 21-10  
Cleveland at PONTIAC W 24-20

**1978 (2-2-0)**  
Buffalo at PONTIAC W 28-20  
at Cincinnati W 14-10  
at Cleveland L 14-10  
Baltimore at PONTIAC L 13-7

**1979 (2-2-0)**  
Cincinnati at PONTIAC L 40-28  
at Buffalo W 34-13  
Cleveland at PONTIAC W 21-10  
at Baltimore L 17-7

**1980 (3-1-0)**  
at Miami L 17-7  
Buffalo at PONTIAC W 24-17  
New Orleans at PONTIAC W 40-17  
at Cincinnati W 15-10

**1981 (1-3-0)**  
at Buffalo W 21-14  
Cincinnati at PONTIAC L 30-20  
Miami at PONTIAC L 31-27  
at New Orleans L 20-17 (O)

## EIGHT LIONS IN PRO FOOTBALL'S HALL OF FAME (Located in Canton, Ohio)

JACK CHRISTIANSEN: Player 1951-58; Elected 1970

DUTCH CLARK: Player 1934-38; Elected 1963 (charter member)

BILL DUDLEY: Player 1947-49; Elected 1966

NIGHT TRAIN LANE: Player 1960-65; Elected 1974

YALE LARY: Player 1952-53, 56-64; Elected 1979

BOBBY LAYNE: Player 1950-58; Elected 1967

JOE SCHMIDT: Player 1953-65; Elected 1973

ALEX WOJCIECHOWICZ: Player 1938-46; Elected 1968

# LIONS VS. 1982 PRE-SEASON OPPONENTS

(Pre-season games only)

## CLEVELAND (19-9-1)

1950	at Akron	L	45-14
1951	at Detroit	W	21-20
1952	at Syracuse	W	28-21
1953	at Detroit	T	24-24
1954	at Dallas	W	56-31
1955	at Cleveland	W	19- 3
1956	at Detroit	W	17- 0
1956	at Akron	W	30-14
1957	at Detroit	W	20-10
1957	at Cleveland	L	23- 7
1958	at Detroit	W	17- 7
1958	at Cleveland	L	41- 7
1959	at Akron	W	9- 3
1959	at Detroit	W	31-28
1960	at Detroit	L	28-14
1960	at Cleveland	L	14-10
1961	at Detroit	W	35- 7
1961	at Cleveland	W	35-17
1962	at Detroit	L	17-14
1963	at Detroit	W	24-10
1964	at Detroit	L	35-14
1965	at Detroit	L	28-14
1972	at Ann Arbor	W	34- 7
1973	at Cleveland	W	16-13
1974	at Detroit	W	17- 7
1975	at Cleveland	W	27-24
1977	at Pontiac	W	24-20
1978	at Cleveland	L	14-10
1979	at Pontiac	W	21-10

## OAKLAND (0-2-0)

1974	at Detroit	L	41-10
1975	at Berkeley	L	34- 0

## CINCINNATI (3-9-0)

1970	at Cincinnati	W	31-14
1971	at Detroit	L	31-24
1972	at Cincinnati	L	28-20
1973	at Detroit	L	17-10
1974	at Cincinnati	L	27-14
1975	at Pontiac	L	22-14
1976	at Cincinnati	L	26-14
1977	at Pontiac	L	17-13
1978	at Cincinnati	W	14-10
1979	at Pontiac	L	40-28
1980	at Cincinnati	W	15-10
1981	at Pontiac	L	30-20

## BUFFALO (8-4-0)

1967	at Detroit	W	19-17
1968	at Buffalo	L	13- 9
1969	at Detroit	W	24-12
1970	at Buffalo	W	22- 6
1971	at Detroit	L	31-17
1974	at Buffalo	L	28- 7
1976	at Pontiac	W	20-17
1977	at Buffalo	L	17-10
1978	at Pontiac	W	28-20
1979	at Buffalo	W	34-13
1980	at Pontiac	W	24-17
1981	at Buffalo	W	21-14

## LIONS THANKSGIVING GAME SERIES

YEAR	OPPONENT	W-L-T	SCORE	YEAR	OPPONENT	W-L-T	SCORE
1934	Bears	L	16-19	1961	Green Bay	L	9-17
1935	Bears	W	14- 2	1962	Green Bay	W	26-14
1936	Bears	W	13- 7	1963	Green Bay	T	13-13
1937	Bears	L	0-13	1964	Chicago	L	24-27
1938	Bears	W	14- 7	1965	Baltimore	T	24-24
1945	Cleveland	L	21-28	1966	San Francisco	L	14-41
1946	Boston	L	10-34	1967	Los Angeles	L	7-31
1947	Bears	L	14-34	1968	Philadelphia	L	0-12
1948	Cardinals	L	14-28	1969	Minnesota	L	0-27
1949	Bears	L	7-28	1970	Oakland	W	28-14
1950	Yanks	W	49-14	1971	Kansas City	W	32-21
1951	Green Bay	W	52-35	1972	New York Jets	W	37-20
1952	Green Bay	W	48-24	1973	Washington	L	0-20
1953	Green Bay	W	34-15	1974	Denver	L	27-31
1954	Green Bay	W	28-24	1975	Los Angeles	L	0-20
1955	Green Bay	W	24-10	1976	Buffalo	W	27-14
1956	Green Bay	L	20-24	1977	Chicago	L	14-31
1957	Green Bay	W	18- 6	1978	Denver	W	17-14
1958	Green Bay	W	24-14	1979	Chicago	W	20- 0
1959	Green Bay	L	17-24	1980	Chicago	L(O)	17-23
1960	Green Bay	W	23-10	1981	Kansas City	W	27-10

(1939-44: series discontinued)

(Series record—42 games; 20-20-2)

# NATIONAL FOOTBALL LEAGUE STANDINGS

## (Since 1934 When Lions Entered League)

### 1934

Western Division					Eastern Division				
	W	L	T	Pct.		W	L	T	Pct.
Chicago Bears	13	0	0	1.000	New York	8	5	0	.615
DETROIT	10	3	0	.769	Boston	6	6	0	.500
Green Bay	7	6	0	.538	Brooklyn	4	7	0	.363
Chicago Cardinals	5	6	0	.454	Philadelphia	4	7	0	.363
St. Louis	1	10	0	.090	Pittsburgh	2	10	0	.166

New York defeated Bears, 30-13, for World's Championship.

### 1935

Western Division					Eastern Division				
	W	L	T	Pct.		W	L	T	Pct.
DETROIT	7	3	2	.700	New York	9	3	0	.750
Green Bay	8	4	0	.666	Brooklyn	5	6	1	.454
Chicago Cardinals	6	4	2	.600	Pittsburgh	4	8	0	.333
Chicago Bears	6	4	2	.600	Boston*	2	8	1	.200
					Philadelphia	2	9	0	.181

DETROIT defeated New York, 26-7 for World's Championship.

\*One game canceled.

### 1936

Western Division					Eastern Division				
	W	L	T	Pct.		W	L	T	Pct.
Green Bay	10	1	1	.909	Boston	7	5	0	.714
Chicago Bears	9	3	0	.750	Pittsburgh	6	6	0	.500
DETROIT	8	4	0	.666	New York	3	8	1	.272
Chicago Cardinals	3	8	1	.272	Philadelphia	1	11	0	.084

Green Bay defeated Boston, 21-6, for World's Championship.

### 1937

Western Division					Eastern Division				
	W	L	T	Pct.		W	L	T	Pct.
Chicago Bears	9	1	1	.900	Washington	8	3	0	.727
Green Bay	7	4	0	.636	New York	6	3	2	.667
DETROIT	7	0	0	.636	Pittsburgh	4	7	0	.364
Chicago Cardinals	5	5	1	.500	Brooklyn	3	7	1	.300
Cleveland	1	10	0	.091	Philadelphia	2	8	1	.200

Washington defeated Bears, 28-21, for World's Championship.

### 1938

Western Division					Eastern Division				
	W	L	T	Pct.		W	L	T	Pct.
Green Bay	8	3	0	.727	New York	8	2	1	.800
DETROIT	7	4	0	.636	Washington	6	3	2	.666
Chicago Bears	6	5	0	.545	Brooklyn	4	4	3	.500
Cleveland	4	7	0	.364	Philadelphia	5	6	0	.455
Chicago Cardinals	2	9	0	.182	Pittsburgh	2	9	0	.182

New York defeated Green Bay, 23-17, for World's Championship.

### 1939

Western Division					Eastern Division				
	W	L	T	Pct.		W	L	T	Pct.
Green Bay	9	2	0	.818	New York	9	1	1	.900
Chicago Bears	8	3	0	.727	Washington	8	2	1	.800
DETROIT	6	5	0	.545	Brooklyn	4	6	1	.400
Cleveland	5	5	1	.500	Philadelphia	1	9	1	.100
Chicago Cardinals	1	10	0	.091	Pittsburgh	1	9	1	.100

Green Bay defeated New York, 27-0, for World's Championship.

### 1940

Western Division					Eastern Division				
	W	L	T	Pct.		W	L	T	Pct.
Chicago Bears	8	3	0	.727	Washington	9	2	0	.818
Green Bay	6	4	1	.600	Brooklyn	8	3	0	.727
DETROIT	5	5	1	.500	New York	6	4	1	.600
Cleveland	4	6	1	.400	Pittsburgh	2	7	2	.222
Chicago Cardinals	2	7	2	.222	Philadelphia	1	10	0	.100

Bears defeated Washington, 73-0, for World's Championship.

## 1941

Western Division					Eastern Division				
	W	L	T	Pct.		W	L	T	Pct.
Chicago Bears*	10	1	0	.909	New York	8	3	0	.727
Green Bay	10	1	0	.909	Brooklyn	7	4	0	.636
DETROIT	4	6	1	.400	Washington	6	5	0	.545
Chicago Cardinals	3	7	1	.300	Philadelphia	2	8	1	.200
Cleveland	2	9	0	.182	Pittsburgh	1	9	1	.100

\*Bears defeated Green Bay, 33-14, in divisional playoff.  
Bears defeated New York, 37-9, for World's Championship.

## 1942

Western Division					Eastern Division				
	W	L	T	Pct.		W	L	T	Pct.
Chicago Bears	11	0	0	1.000	Washington	10	1	0	.909
Green Bay	8	2	1	.800	Pittsburgh	7	4	0	.636
Cleveland	5	6	0	.455	New York	5	5	1	.500
Chicago Cardinals	3	8	0	.273	Brooklyn	3	8	0	.273
DETROIT	0	11	0	.000	Philadelphia	2	9	0	.182

Washington defeated Bears, 14-6, for World's Championship.

## 1943

Western Division					Eastern Division				
	W	L	T	Pct.		W	L	T	Pct.
Chicago Bears	8	1	1	.899	Washington*	6	3	1	.667
Green Bay	7	2	1	.778	New York	6	3	1	.667
DETROIT	3	6	1	.333	Phil.-Pitt.	5	4	1	.555
Chicago Cardinals	0	10	0	.000	Brooklyn	2	8	0	.200

\*Washington defeated New York, 28-0, in divisional playoff.  
Bears defeated Washington, 41-21, for World's Championship.

## 1944

Western Division					Eastern Division				
	W	L	T	Pct.		W	L	T	Pct.
Green Bay	8	2	0	.800	New York	8	1	1	.889
Chicago Bears	6	3	1	.667	Philadelphia	7	1	2	.875
DETROIT	6	3	1	.667	Washington	6	3	1	.667
Cleveland	4	6	1	.400	Boston	2	8	0	.200
Card.-Pittsburgh	0	10	0	.000	Brooklyn	0	10	0	.000

Green Bay defeated New York, 14-7, for World's Championship.

## 1945

Western Division					Eastern Division				
	W	L	T	Pct.		W	L	T	Pct.
Cleveland	9	1	0	.900	Washington	8	2	0	.800
DETROIT	7	3	0	.700	Philadelphia	7	3	0	.700
Green Bay	6	4	0	.600	New York	3	6	1	.333
Chicago Bears	3	7	0	.300	Yanks	3	6	1	.333
Chicago Cardinals	1	9	0	.100	Pittsburgh	2	8	0	.200

Cleveland defeated Washington, 15-14, for World's Championship.

## 1946

Western Division					Eastern Division				
	W	L	T	Pct.		W	L	T	Pct.
Chicago Bears	8	2	1	.800	New York	7	3	1	.700
Los Angeles	6	4	1	.600	Philadelphia	6	5	0	.545
Green Bay	6	5	0	.545	Washington	5	5	1	.500
Chicago Cardinals	6	5	0	.545	Pittsburgh	5	5	1	.500
DETROIT	1	10	0	.091	Boston	2	8	1	.200

Chicago Bears defeated New York, 24-14, for World's Championship.

## 1947

Western Division					Eastern Division				
	W	L	T	Pct.		W	L	T	Pct.
Chicago Cardinals	9	3	0	.750	Philadelphia*	8	4	0	.667
Chicago Bears	8	4	0	.667	Pittsburgh	8	4	0	.667
Green Bay	6	5	1	.545	Boston	4	7	1	.364
Los Angeles	6	6	0	.500	Washington	4	8	0	.333
DETROIT	3	8	0	.250	New York	2	8	2	.200

\*Philadelphia defeated Pittsburgh, 21-0, in divisional playoff.  
Chicago Cardinals defeated Philadelphia, 28-21, for World's Championship.

## 1948

Western Division				Eastern Division					
	W	L	T	Pct.		W	L	T	Pct.
Chicago Cardinals	11	1	0	.917	Philadelphia	9	2	1	.818
Chicago Bears	10	2	0	.833	Washington	7	5	0	.583
Los Angeles	6	5	1	.545	New York	4	8	0	.333
Green Bay	3	9	0	.250	Pittsburgh	4	8	0	.333
DETROIT	2	10	0	.167	Boston	3	9	0	.250

Philadelphia defeated Cardinals, 7-0, for World's Championship.

## 1949

Western Division				Eastern Division					
Los Angeles	8	2	2	.800	Philadelphia	11	1	0	.917
Chicago Bears	9	3	0	.750	Washington	6	5	1	.545
Chicago Cardinals	6	5	1	.545	New York Giants	6	6	0	.500
DETROIT	4	8	0	.333	Washington	4	7	1	.364
Green Bay	2	10	0	.167	New York Bulldogs	1	10	1	.091

Philadelphia defeated Los Angeles, 14-0, for World's Championship.

## 1950

National Conference				American Conference					
Los Angeles	9	3	0	.750	Cleveland	10	2	0	.833
Chicago Bears	9	3	0	.750	New York Giants	10	2	0	.833
New York Yanks	7	5	0	.583	Philadelphia	6	6	0	.500
DETROIT	6	6	0	.500	Pittsburgh	6	6	0	.500
Green Bay	3	9	0	.250	Chicago Cardinals	5	7	0	.417
San Francisco	3	9	0	.250	Washington	3	9	0	.250
Baltimore	1	11	0	.083					

Cleveland defeated Los Angeles, 30-28, for World's Championship.

## 1951

National Conference				American Conference					
Los Angeles	8	4	0	.667	Cleveland	11	1	0	.917
DETROIT	7	4	1	.636	New York Giants	9	2	1	.818
San Francisco	7	4	1	.636	Washington	5	7	0	.417
Chicago Bears	7	5	0	.583	Pittsburgh	4	7	1	.364
Green Bay	3	9	0	.250	Philadelphia	4	8	0	.333
New York Yanks	1	9	2	.100	Chicago Cardinals	3	9	0	.250

Los Angeles defeated Cleveland, 24-17, for World's Championship.

## 1952

National Conference				American Conference					
DETROIT	9	3	0	.750	Cleveland	8	4	0	.667
Los Angeles	9	3	0	.750	Philadelphia	7	5	0	.583
San Francisco	7	5	0	.583	New York	7	5	0	.583
Green Bay	6	6	0	.500	Pittsburgh	5	7	0	.417
Chicago Bears	5	7	0	.417	Chicago Cardinals	4	8	0	.333
Dallas	1	11	0	.083	Washington	4	8	0	.333

\*DETROIT defeated Los Angeles, 31-21, in divisional playoff.

DETROIT defeated Cleveland, 17-7, for World's Championship.

## 1953

Western Division				Eastern Division					
DETROIT	10	2	0	.833	Cleveland	11	1	0	.917
San Francisco	9	3	0	.750	Philadelphia	7	4	1	.636
Los Angeles	8	3	1	.727	Washington	6	5	1	.545
Chicago Bears	3	8	1	.273	Pittsburgh	6	6	0	.500
Baltimore	3	9	0	.250	New York	3	9	0	.250
Green Bay	2	9	1	.182	Chicago Cardinals	1	10	1	.091

DETROIT defeated Cleveland, 17-16, for World's Championship.

## 1954

Western Division				Eastern Division					
	W	L	T	Pct.		W	L	T	Pct.
DETROIT	9	2	1	.818	Cleveland	9	3	0	.750
Chicago Bears	8	4	0	.667	Philadelphia	7	4	1	.636
San Francisco	7	4	1	.636	New York	7	5	0	.583
Los Angeles	6	5	1	.545	Pittsburgh	5	7	0	.417
Green Bay	4	8	0	.333	Washington	3	9	0	.250
Baltimore	3	9	0	.250	Chicago Cardinals	2	10	0	.167

Cleveland defeated DETROIT, 56-10, for World's Championship.

## 1955

Western Division				Eastern Division					
	W	L	T	Pct.		W	L	T	Pct.
Los Angeles	8	3	1	.727	Cleveland	9	2	1	.818
Chicago Bears	8	4	0	.667	Washington	8	4	0	.667
Green Bay	6	6	0	.500	New York	6	5	1	.545
Baltimore	5	6	1	.455	Philadelphia	4	7	1	.364
San Francisco	4	8	0	.333	Chicago Cardinals	4	7	1	.364
DETROIT	3	9	0	.250	Pittsburgh	4	8	0	.333

Cleveland defeated Los Angeles, 38-14, for World's Championship.

## 1956

Western Division				Eastern Division					
	W	L	T	Pct.		W	L	T	Pct.
Chicago Bears	9	2	1	.818	New York	8	3	1	.727
DETROIT	9	3	0	.750	Chicago Cardinals	7	5	0	.583
San Francisco	5	6	1	.455	Washington	6	6	0	.500
Baltimore	5	7	0	.417	Cleveland	5	7	0	.417
Green Bay	4	8	0	.333	Pittsburgh	5	7	0	.417
Los Angeles	4	8	0	.333	Philadelphia	3	8	1	.273

New York Giants defeated Chicago Bears, 47-7, for World's Championship.

## 1957

Western Division				Eastern Division					
	W	L	T	Pct.		W	L	T	Pct.
DETROIT*	8	4	0	.667	Cleveland	9	2	1	.818
San Francisco	8	4	0	.667	New York	7	5	0	.583
Baltimore	7	5	0	.583	Pittsburgh	6	6	0	.500
Los Angeles	6	6	0	.500	Washington	5	6	1	.455
Chicago Bears	5	7	0	.417	Philadelphia	4	8	0	.333
Green Bay	3	9	0	.250	Chicago Cardinals	3	9	0	.250

\*DETROIT defeated San Francisco, 31-27, in divisional playoff.

DETROIT defeated Cleveland, 59-14, for World's Championship.

## 1958

Western Division				Eastern Division					
	W	L	T	Pct.		W	L	T	Pct.
Baltimore	9	3	0	.750	Cleveland*	9	3	0	.750
Chicago Bears	8	4	0	.667	New York	9	3	0	.750
Los Angeles	8	4	0	.667	Pittsburgh	7	4	1	.636
San Francisco	6	6	0	.500	Washington	4	7	1	.364
DETROIT	4	7	1	.364	Chicago Cardinals	2	9	1	.182
Green Bay	1	10	1	.091	Philadelphia	2	9	1	.182

\*New York Giants defeated Cleveland, 10-0, in divisional playoff.

Baltimore defeated New York, 23-17, for World's Championship. (Sudden Death 8:15)

## 1959

Western Division				Eastern Division					
	W	L	T	Pct.		W	L	T	Pct.
Baltimore	9	3	0	.750	New York	10	2	0	.833
Chicago Bears	8	4	0	.667	Cleveland	7	5	0	.583
Green Bay	7	5	0	.583	Philadelphia	7	5	0	.583
San Francisco	7	5	0	.583	Pittsburgh	6	5	1	.545
DETROIT	3	8	1	.213	Washington	3	9	0	.250
Los Angeles	2	10	0	.167	Chicago Cardinals	2	10	0	.167

Baltimore defeated New York, 31-16, for World's Championship.

## 1960

Western Division				Eastern Division					
	W	L	T	Pct.		W	L	T	Pct.
Green Bay	8	4	0	.667	Philadelphia	10	2	0	.833
DETROIT	7	5	0	.583	Cleveland	8	3	1	.727
San Francisco	7	5	0	.583	New York	6	4	2	.600
Baltimore	6	6	0	.500	St. Louis	6	5	1	.545
Chicago	5	6	1	.454	Pittsburgh	5	6	1	.454
Los Angeles	4	7	1	.363	Washington	1	9	2	.100
Dallas	0	11	1	.000					

Philadelphia defeated Green Bay, 17-13, for World's Championship.

## 1961

Western Division				Eastern Division					
	W	L	T	Pct.		W	L	T	Pct.
Green Bay	11	3	0	.786	New York	10	3	1	.769
DETROIT	8	5	1	.615	Philadelphia	10	4	0	.714
Baltimore	8	6	0	.571	Cleveland	8	5	1	.615
Chicago	8	6	0	.571	St. Louis	7	7	0	.500
San Francisco	7	6	1	.538	Pittsburgh	6	8	0	.429
Los Angeles	4	10	0	.286	Dallas	4	9	1	.308
Minnesota	3	11	0	.214	Washington	1	12	1	.077

Green Bay defeated New York, 37-0, for World's Championship.

## 1962

Western Division				Eastern Division					
	W	L	T	Pct.		W	L	T	Pct.
Green Bay	13	1	0	.929	New York	12	2	0	.857
DETROIT	11	3	0	.786	Pittsburgh	9	5	0	.643
Chicago	9	5	0	.643	Cleveland	7	6	1	.538
Baltimore	7	7	0	.500	Washington	5	7	2	.417
San Francisco	6	8	0	.429	Dallas	5	8	1	.385
Minnesota	2	11	1	.154	St. Louis	4	9	1	.308
Los Angeles	1	12	1	.077	Philadelphia	3	10	1	.231

Green Bay defeated New York, 16-7, for World's Championship.

## 1963

Western Division				Eastern Division					
	W	L	T	Pct.		W	L	T	Pct.
Chicago	11	1	2	.917	New York	11	3	0	.786
Green Bay	11	2	1	.846	Cleveland	10	4	0	.714
Baltimore	8	6	0	.571	St. Louis	9	5	0	.643
DETROIT	5	8	1	.385	Pittsburgh	7	4	3	.636
Minnesota	5	8	1	.385	Dallas	4	10	0	.286
Los Angeles	5	9	0	.357	Washington	3	11	0	.214
San Francisco	2	12	0	.143	Philadelphia	2	10	2	.167

Chicago defeated New York, 14-10, for World's Championship.

## 1964

Western Division				Eastern Division					
	W	L	T	Pct.		W	L	T	Pct.
Baltimore	12	2	0	.857	Cleveland	10	3	1	.769
Green Bay	8	5	1	.615	St. Louis	9	3	2	.750
Minnesota	8	5	1	.615	Philadelphia	6	8	0	.429
DETROIT	7	5	2	.583	Washington	6	8	0	.429
Los Angeles	5	7	2	.417	Dallas	5	8	1	.385
Chicago	5	9	0	.357	Pittsburgh	5	9	0	.357
San Francisco	4	10	0	.286	New York	2	10	2	.166

Cleveland defeated Baltimore, 27-0, for World's Championship.

## 1965

Western Division				Eastern Division					
	W	L	T	Pct.		W	L	T	Pct.
Green Bay*	10	3	1	.769	Cleveland	11	3	0	.786
Baltimore	10	3	1	.769	Dallas	7	7	0	.500
Chicago	9	5	0	.643	New York	7	7	0	.500
San Francisco	7	6	1	.538	Washington	6	8	0	.429
Minnesota	7	7	0	.500	Philadelphia	5	9	0	.357
DETROIT	6	7	1	.462	St. Louis	5	9	0	.357
Los Angeles	4	10	1	.286	Pittsburgh	2	12	0	.143

\*Green Bay defeated Baltimore, 13-10, in playoff (overtime).

Green Bay defeated Cleveland, 23-12, for World's Championship.

## 1966

Western Division					Eastern Division				
	W	L	T	Pct.		W	L	T	Pct.
Green Bay	12	2	0	.857	Dallas	10	3	1	.769
Baltimore	9	5	0	.643	Cleveland	9	5	0	.643
Los Angeles	8	6	0	.571	Philadelphia	9	5	0	.643
San Francisco	6	6	2	.500	St. Louis	8	5	1	.615
Chicago	5	7	2	.417	Washington	7	7	0	.500
DETROIT	4	9	1	.308	Pittsburgh	5	8	1	.385
Minnesota	4	9	1	.308	Atlanta	3	11	0	.214
					New York	1	12	1	.017

Green Bay defeated Dallas, 34-27, for NFL Championship.  
Green Bay defeated Kansas City (AFL), 35-10, in Super Bowl I.

## 1967

WESTERN CONFERENCE					EASTERN CONFERENCE				
Central Division					Capital Division				
Green Bay	9	4	1	.692	Dallas	9	5	0	.643
Chicago	7	6	1	.538	Philadelphia	6	7	1	.462
DETROIT	5	7	2	.417	Washington	5	6	3	.455
Minnesota	3	8	3	.273	New Orleans	3	11	0	.214
Coastal Division					Century Division				
Los Angeles	11	1	2	.917	Cleveland	9	5	0	.643
Baltimore	11	1	2	.917	New York	7	7	0	.500
San Francisco	7	7	0	.500	St. Louis	6	7	1	.462
Atlanta	1	12	1	.077	Pittsburgh	4	9	1	.308

Green Bay defeated Los Angeles, 28-7, for Western title.  
Dallas defeated Cleveland, 52-14, for Eastern title.  
Green Bay defeated Dallas, 21-17, for NFL Championship.  
Green Bay defeated Oakland (AFL), 33-14, in Super Bowl II.

## 1968

WESTERN CONFERENCE					EASTERN CONFERENCE				
Central Division					Capital Division				
Minnesota	8	6	0	.571	Dallas	12	2	0	.857
Chicago	7	7	0	.500	New York	7	7	0	.500
Green Bay	6	7	1	.462	Washington	5	9	0	.357
DETROIT	4	8	2	.333	Philadelphia	2	12	0	.143
Coastal Division					Century Division				
Baltimore	13	1	0	.929	Cleveland	10	4	0	.714
Los Angeles	10	3	1	.769	St. Louis	9	4	1	.692
San Francisco	2	12	0	.143	New Orleans	4	9	1	.308
Atlanta	2	12	0	.143	Pittsburgh	2	11	1	.154

Baltimore defeated Minnesota, 24-14, for Western title.  
Cleveland defeated Dallas, 31-20, for Eastern title.  
Baltimore defeated Cleveland, 34-0, for NFL Championship.  
New York (AFL) defeated Baltimore, 16-7, in Super Bowl III.

## 1969

WESTERN CONFERENCE					EASTERN CONFERENCE				
Central Division					Capital Division				
Minnesota	12	2	0	.857	Dallas	11	2	1	.846
DETROIT	9	4	1	.692	Washington	7	5	2	.583
Green Bay	8	6	0	.571	New Orleans	5	9	0	.357
Chicago	1	13	0	.071	Philadelphia	4	9	1	.308
Coastal Division					Century Division				
Los Angeles	11	3	0	.785	Cleveland	10	3	1	.769
Baltimore	8	5	1	.615	New York	6	8	0	.429
Atlanta	6	8	0	.429	St. Louis	4	9	1	.308
San Francisco	4	8	2	.333	Pittsburgh	1	13	0	.071

Minnesota defeated Los Angeles, 23-20, for Western title.  
Cleveland defeated Dallas, 38-14, for Eastern title.  
Minnesota defeated Cleveland, 27-7, for NFL championship.  
Kansas City (AFL) defeated Minnesota, 23-7, in Super Bowl IV.

## 1970

## NATIONAL CONFERENCE

## Central Division

	W	L	T	Pct.
Minnesota	12	2	0	.857
DETROIT	10	4	0	.714
Chicago	6	8	0	.429
Green Bay	6	8	0	.429

## Eastern Division

Dallas	10	4	0	.714
New York Giants	9	5	0	.643
St. Louis	8	5	1	.615
Washington	6	8	0	.429
Philadelphia	3	10	1	.231

## Western Division

San Francisco	10	3	1	.769
Los Angeles	9	4	1	.692
Atlanta	4	8	2	.333
New Orleans	2	11	1	.154

Dallas defeated DETROIT, 5-0, and San Francisco defeated Minnesota, 17-14, in National Conference playoffs. Dallas defeated San Francisco, 17-10 for National Conference title.

## AMERICAN CONFERENCE

## Central Division

	W	L	T	Pct.
Cincinnati	8	6	0	.571
Cleveland	7	7	0	.500
Pittsburgh	5	9	0	.357
Houston	3	10	1	.231

## Eastern Division

Baltimore	11	2	1	.846
Miami	10	4	0	.714
New York Jets	4	10	0	.286
Buffalo	3	10	1	.231
Boston	2	12	0	.143

## Western Division

Oakland	8	4	2	.667
Kansas City	7	5	2	.583
San Diego	5	6	3	.455
Denver	5	8	1	.357

Baltimore defeated Cincinnati, 17-0, and Oakland defeated Miami, 21-14, in American Conference playoffs. Baltimore defeated Oakland, 27-17, for American Conference title.

Baltimore defeated Dallas, 16-13, for NFL title in Super Bowl V.

## 1971

## NATIONAL CONFERENCE

## Central Division

	W	L	T	Pct.
Minnesota	11	3	0	.786
DETROIT	7	6	1	.583
Chicago	6	8	0	.429
Green Bay	4	8	2	.333

## Eastern Division

Dallas	11	3	0	.786
Washington	9	4	1	.692
Philadelphia	6	7	1	.462
St. Louis	4	9	1	.308
New York Giants	4	10	0	.286

## Western Division

San Francisco	9	5	0	.643
Los Angeles	8	5	1	.615
Atlanta	7	6	1	.538
New Orleans	4	8	2	.333

Dallas defeated Minnesota, 20-12, and San Francisco defeated Washington, 24-20, in National Conference playoffs. Dallas defeated San Francisco, 14-3, for National Conference title.

## AMERICAN CONFERENCE

## Central Division

	W	L	T	Pct.
Cleveland	9	5	0	.643
Pittsburgh	6	8	0	.429
Houston	4	9	1	.308
Cincinnati	4	10	0	.286

## Eastern Division

Miami	10	3	1	.769
Baltimore	10	4	0	.714
New England	6	8	0	.429
New York Jets	6	8	0	.429
Buffalo	1	13	0	.071

## Western Division

Kansas City	10	3	1	.769
Oakland	8	4	2	.667
San Diego	6	8	0	.429
Denver	4	9	1	.308

Miami defeated Kansas City, 27-24, and Baltimore defeated Cleveland, 20-3, in American Conference playoffs. Miami defeated Baltimore, 21-0 for American Conference title.

Dallas defeated Miami, 24-3, for NFL title in Super Bowl VI.

## 1972

### NATIONAL CONFERENCE

#### Central Division

	W	L	T	Pct.
Green Bay	10	4	0	.714
DETROIT	8	5	1	.607
Minnesota	7	7	0	.500
Chicago	4	9	1	.321

#### Eastern Division

Washington	11	3	0	.786
Dallas	10	4	0	.714
New York Giants	8	6	0	.571
St. Louis	4	9	1	.321
Philadelphia	2	11	1	.179

#### Western Division

San Francisco	8	5	1	.607
Atlanta	6	7	0	.500
Los Angeles	6	7	1	.464
New Orleans	2	11	1	.179

Dallas defeated San Francisco, 30-28, and Washington defeated Green Bay, 16-3, in National Conference playoffs. Washington defeated Dallas, 26-3, for National Conference title.

### AMERICAN CONFERENCE

#### Central Division

	W	L	T	Pct.
Pittsburgh	11	3	0	.786
Cleveland	10	4	0	.714
Cincinnati	8	6	0	.571
Houston	1	13	0	.071

#### Eastern Division

Miami	14	0	0	1.000
New York Jets	7	7	0	.500
Baltimore	5	9	0	.429
Buffalo	4	9	1	.321
New England	3	11	0	.214

#### Western Division

Oakland	10	3	1	.750
Kansas City	8	6	0	.571
Denver	5	9	0	.429
San Diego	4	9	1	.321

Miami defeated Cleveland, 20-14, and Pittsburgh defeated Oakland, 13-7, in American Conference playoffs. Miami defeated Pittsburgh, 21-17, for American Conference title.

Miami defeated Washington, 14-7, for NFL title in Super Bowl VII.

## 1973

### NATIONAL CONFERENCE

#### Central Division

	W	L	T	Pct.
Minnesota	12	2	0	.857
DETROIT	6	7	1	.464
Green Bay	5	7	2	.429
Chicago	3	11	0	.214

#### Eastern Division

Dallas	10	4	0	.714
Washington	10	4	0	.714
Philadelphia	5	8	1	.393
St. Louis	4	9	1	.321
New York Giants	2	11	1	.179

#### Western Division

Los Angeles	12	2	0	.857
Atlanta	9	5	0	.643
New Orleans	5	9	0	.357
San Francisco	5	9	0	.357

Minnesota defeated Washington, 27-20, and Dallas defeated Los Angeles, 27-16, in National Conference playoffs. Minnesota defeated Dallas, 27-10, for National Conference title.

### AMERICAN CONFERENCE

#### Central Division

	W	L	T	Pct.
Cincinnati	10	4	0	.714
Pittsburgh	10	4	0	.714
Cleveland	7	5	2	.571
Houston	1	13	0	.071

#### Eastern Division

Miami	12	0	0	.857
Buffalo	9	5	0	.643
New England	5	9	0	.357
Baltimore	4	10	0	.286
New York Jets	4	10	0	.286

#### Western Division

Oakland	9	4	1	.679
Denver	7	5	2	.571
Kansas City	7	5	2	.571
San Diego	2	11	1	.179

Miami defeated Cincinnati 34-16, and Oakland defeated Pittsburgh, 33-14, in American Conference playoffs. Miami defeated Oakland, 27-10, for American Conference title.

Miami defeated Minnesota, 24-7, for NFL title in Super Bowl VIII.

## 1974

## NATIONAL CONFERENCE

	Central Division			Pct.
	W	L	T	
Minnesota	10	4	0	.714
DETROIT	7	7	0	.500
Green Bay	6	8	0	.429
Chicago	4	10	0	.286
Eastern Division				
St. Louis	10	4	0	.714
Washington	10	4	0	.714
Dallas	8	6	0	.571
Philadelphia	7	7	0	.500
New York Giants	2	12	0	.143
Western Division				
Los Angeles	10	4	0	.714
San Francisco	6	8	0	.429
New Orleans	5	9	0	.357
Atlanta	3	11	0	.214

Minnesota defeated St. Louis, 30-14, and Los Angeles defeated Washington, 19-10, in National Conference playoffs. Minnesota defeated Los Angeles, 14-10, for National Conference title.

## AMERICAN CONFERENCE

	Central Division			Pct.
	W	L	T	
Pittsburgh	10	3	1	.750
Cincinnati	7	7	0	.500
Houston	7	7	0	.500
Cleveland	4	10	0	.286
Eastern Division				
Miami	11	3	0	.786
Buffalo	9	5	0	.643
New England	7	7	0	.500
New York Jets	7	7	0	.500
Baltimore	2	12	0	.143
Western Division				
Oakland	12	2	0	.857
Denver	7	6	1	.536
Kansas City	5	9	0	.357
San Diego	5	9	0	.357

Pittsburgh defeated Buffalo, 32-14, and Oakland defeated Miami, 28-26, in American Conference playoffs. Pittsburgh defeated Oakland, 24-13, for American Conference title.

Pittsburgh defeated Minnesota, 16-6, for NFL title in Super Bowl IX.

## 1975

## NATIONAL CONFERENCE

	Central Division			Pct.
	W	L	T	
Minnesota	12	2	0	.857
DETROIT	7	7	0	.500
Chicago	4	10	0	.286
Green Bay	4	10	0	.286
Eastern Division				
St. Louis	11	3	0	.786
Dallas	10	4	0	.714
Washington	8	6	0	.571
New York Giants	5	9	0	.357
Philadelphia	4	10	0	.286
Western Division				
Los Angeles	12	2	0	.857
San Francisco	5	9	0	.357
Atlanta	4	10	0	.286
New Orleans	2	12	0	.143

Dallas defeated Minnesota, 17-14, and Los Angeles defeated St. Louis, 35-23, in National Conference playoffs. Dallas defeated Los Angeles, 37-7, for National Conference title.

## AMERICAN CONFERENCE

	Central Division			Pct.
	W	L	T	
Pittsburgh	12	2	0	.857
Cincinnati	11	3	0	.786
Houston	10	4	0	.714
Cleveland	3	11	0	.214
Eastern Division				
Baltimore	10	4	0	.714
Miami	10	4	0	.714
Buffalo	8	6	0	.571
New England	3	11	0	.214
New York Jets	3	11	0	.214
Western Division				
Oakland	11	3	0	.786
Denver	6	8	0	.429
Kansas City	5	9	0	.357
San Diego	2	12	0	.143

Pittsburgh defeated Baltimore, 28-10, and Oakland defeated Cincinnati, 31-28, in American Conference playoffs. Pittsburgh defeated Oakland, 16-10, for American Conference title.

Pittsburgh defeated Dallas, 21-17, for NFL title in Super Bowl X.

## 1976

## NATIONAL CONFERENCE

## Central Division

	W	L	T	Pct.
Minnesota	11	2	1	.821
Chicago	7	7	0	.500
DETROIT	6	8	0	.429
Green Bay	5	9	0	.286

## Eastern Division

Dallas	11	3	0	.786
Washington	10	4	0	.714
St. Louis	10	4	0	.714
Philadelphia	4	10	0	.286
New York Giants	3	11	0	.214

## Western Division

Los Angeles	10	3	1	.750
San Francisco	8	6	0	.571
Atlanta	4	10	0	.286
New Orleans	4	10	0	.286
Seattle	2	12	0	.143

Minnesota defeated Washington, 35-20, and Los Angeles defeated Dallas, 14-12, in National Conference playoffs. Minnesota defeated Los Angeles, 24-13, for National Conference title.

## AMERICAN CONFERENCE

## Central Division

	W	L	T	Pct.
Pittsburgh	10	4	0	.714
Cincinnati	10	4	0	.714
Cleveland	9	5	0	.643
Houston	5	9	0	.357

## Eastern Division

Baltimore	11	3	0	.786
New England	11	3	0	.786
Miami	6	8	0	.429
New York Jets	3	11	0	.214
Buffalo	2	12	0	.143

## Western Division

Oakland	13	1	0	.929
Denver	9	5	0	.643
San Diego	6	8	0	.429
Kansas City	5	9	0	.357
Tampa Bay	0	14	0	.000

Oakland defeated New England, 24-21, and Pittsburgh defeated Baltimore, 40-14, in American Conference playoffs. Oakland defeated Pittsburgh, 24-7, for American Conference title.

Oakland defeated Minnesota, 32-14, for NFL title in Super Bowl XI.

## 1977

## NATIONAL CONFERENCE

## Central Division

	W	L	T	Pct.
Minnesota	9	5	0	.643
Chicago	9	5	0	.643
DETROIT	6	8	0	.429
Green Bay	4	10	0	.286
Tampa Bay	2	12	0	.143

## Eastern Division

Dallas	12	2	0	.857
Washington	9	5	0	.643
St. Louis	7	7	0	.500
Philadelphia	5	9	0	.357
New York Giants	5	9	0	.357

## Western Division

Los Angeles	10	4	0	.714
Atlanta	7	7	0	.500
San Francisco	5	9	0	.357
New Orleans	3	11	0	.214

Dallas defeated Chicago, 37-7, and Minnesota defeated Los Angeles, 14-7, in National Conference playoffs. Dallas defeated Minnesota, 23-6, for National Conference title.

## AMERICAN CONFERENCE

## Central Division

	W	L	T	Pct.
Pittsburgh	9	5	0	.643
Houston	8	6	0	.571
Cincinnati	8	6	0	.571
Cleveland	6	8	0	.429

## Eastern Division

Baltimore	10	4	0	.714
Miami	10	4	0	.714
New England	9	5	0	.643
New York Jets	3	11	0	.214
Buffalo	3	11	0	.214

## Western Division

Denver	12	2	0	.857
Oakland	11	3	0	.786
San Diego	7	7	0	.500
Seattle	5	9	0	.357
Kansas City	2	12	0	.143

Denver defeated Pittsburgh, 34-21, and Oakland defeated Baltimore, 37-31, in American Conference playoffs. Denver defeated Oakland, 20-17, for American Conference title.

Dallas defeated Denver, 27-10, for NFL title in Super Bowl XII.

## 1978

## NATIONAL CONFERENCE

## Central Division

	W	L	T	Pct.
Minnesota	8	7	1	.531
Green Bay	8	7	1	.531
DETROIT	7	9	0	.438
Chicago	7	9	0	.438
Tampa Bay	5	11	0	.313

## Eastern Division

Dallas	12	4	0	.750
Philadelphia	9	7	0	.563
Washington	8	8	0	.500
St. Louis	6	10	0	.375
New York Giants	6	10	0	.375

## Western Division

Los Angeles	12	4	0	.750
Atlanta	9	7	0	.563
New Orleans	7	9	0	.438
San Francisco	2	14	0	.125

Atlanta defeated Philadelphia, 14-13, in National Conference wild card. Dallas defeated Atlanta, 27-20, and Los Angeles defeated Minnesota, 34-10, in National Conference playoffs. Dallas defeated Los Angeles, 28-0, for National Conference title.

Pittsburgh defeated Dallas, 35-31, for NFL title in Super Bowl XIII.

## AMERICAN CONFERENCE

## Central Division

	W	L	T	Pct.
Pittsburgh	14	2	0	.875
Houston	10	6	0	.625
Cleveland	8	8	0	.500
Cincinnati	4	12	0	.250

## Eastern Division

New England	11	5	0	.688
Miami	11	5	0	.688
New York Jets	8	8	0	.500
Buffalo	5	11	0	.313
Baltimore	5	11	0	.313

## Western Division

Denver	10	6	0	.625
Oakland	9	7	0	.563
Seattle	9	7	0	.563
San Diego	9	7	0	.563
Kansas City	4	12	0	.250

Houston defeated Miami, 17-9, in American Conference wild card. Houston defeated New England, 14-13, and Pittsburgh defeated Denver, 33-10, in American Conference playoffs. Pittsburgh defeated Houston, 34-5, for American Conference title.

## 1979

## NATIONAL CONFERENCE

## Central Division

	W	L	T	Pct.
Tampa Bay	10	6	0	.625
Chicago	10	6	0	.625
Minnesota	7	9	0	.438
Green Bay	5	11	0	.313
DETROIT	2	14	0	.125

## Eastern Division

Dallas	11	5	0	.688
Philadelphia	11	5	0	.688
Washington	10	6	0	.625
New York Giants	6	10	0	.375
St. Louis	5	11	0	.313

## Western Division

Los Angeles	9	7	0	.563
New Orleans	8	8	0	.500
Atlanta	6	10	0	.375
San Francisco	2	14	0	.125

Philadelphia defeated Chicago, 27-17, in National Conference wild card. Tampa Bay defeated Philadelphia, 24-17, and Los Angeles defeated Dallas, 21-19, in National Conference playoffs. Los Angeles defeated Tampa Bay, 9-0, for National Conference title.

Pittsburgh defeated Los Angeles, 31-19, for NFL title in Super Bowl XIV.

## AMERICAN CONFERENCE

## Central Division

	W	L	T	Pct.
Pittsburgh	12	4	0	.750
Houston	11	5	0	.688
Cleveland	9	7	0	.563
Cincinnati	4	12	0	.250

## Eastern Division

Miami	10	6	0	.625
New England	9	7	0	.563
New York Jets	8	8	0	.500
Buffalo	7	9	0	.438
Baltimore	5	11	0	.313

## Western Division

San Diego	12	4	0	.750
Denver	10	6	0	.625
Seattle	9	7	0	.563
Oakland	9	7	0	.563
Kansas City	7	9	0	.438

Houston defeated Denver, 13-7, in American Conference wild card. Houston defeated San Diego, 17-14, and Pittsburgh defeated Miami, 34-14, in American Conference playoffs. Pittsburgh defeated Houston, 27-13, for American Conference title.

## 1980

## NATIONAL CONFERENCE

Central Division				
	W	L	T	Pct.
Minnesota	9	7	0	.563
DETROIT	9	7	0	.563
Chicago	7	9	0	.438
Tampa Bay	5	10	1	.344
Green Bay	5	10	1	.344
Eastern Division				
Philadelphia	12	4	0	.750
Dallas	12	4	0	.750
Washington	6	10	0	.375
St. Louis	5	11	0	.313
New York Giants	4	12	0	.250
Western Division				
Atlanta	12	4	0	.750
Los Angeles	11	5	0	.688
San Francisco	6	10	0	.375
New Orleans	1	15	0	.063

Dallas defeated Los Angeles, 24-13, in National Conference wild card. Philadelphia defeated Minnesota, 31-16, and Dallas defeated Atlanta, 30-27, in National Conference playoffs. Philadelphia defeated Dallas 20-7, for National Conference title.

Oakland defeated Philadelphia, 27-10, for NFL title in Super Bowl XV.

## AMERICAN CONFERENCE

Central Division				
	W	L	T	Pct.
Cleveland	11	5	0	.688
Houston	11	5	0	.688
Pittsburgh	9	7	0	.563
Cincinnati	6	10	0	.375
Eastern Division				
Buffalo	11	5	0	.688
New England	10	6	0	.625
Miami	8	8	0	.500
Baltimore	7	9	0	.438
New York Jets	4	12	0	.250
Western Division				
San Diego	11	5	0	.688
Oakland	11	5	0	.688
Kansas City	8	8	0	.500
Denver	8	8	0	.500
Seattle	4	12	0	.250

Oakland defeated Houston, 27-7, in American Conference wild card. San Diego defeated Buffalo, 20-14, and Oakland defeated Cleveland, 14-12, in American Conference playoffs. Oakland defeated San Diego, 34-27, for American Conference title.

## 1981

## NATIONAL CONFERENCE

Central Division				
	W	L	T	Pct.
Tampa Bay	9	7	0	.563
DETROIT	8	8	0	.500
Green Bay	8	8	0	.500
Minnesota	7	9	0	.438
Chicago	6	10	0	.375
Eastern Division				
Dallas	12	4	0	.750
Philadelphia	10	6	0	.625
New York Giants	9	7	0	.563
Washington	8	8	0	.500
St. Louis	7	9	0	.438
Western Division				
San Francisco	13	3	0	.813
Atlanta	7	9	0	.438
Los Angeles	6	10	0	.375
New Orleans	4	12	0	.250

New York Giants defeated Philadelphia, 27-21, in National Conference wild card. Dallas defeated Tampa Bay, 38-0, and San Francisco defeated New York, 38-24, in National Conference playoffs. San Francisco defeated Dallas, 28-27, for National Conference title.

## AMERICAN CONFERENCE

Central Division				
	W	L	T	Pct.
Cincinnati	12	4	0	.750
Pittsburgh	8	8	0	.500
Houston	7	9	0	.438
Cleveland	5	11	0	.313
Eastern Division				
Miami	11	4	1	.719
New York Jets	10	5	1	.656
Buffalo	10	6	0	.625
Baltimore	2	14	0	.125
New England	2	14	0	.125
Western Division				
San Diego	10	6	0	.625
Denver	10	6	0	.625
Kansas City	9	7	0	.563
Oakland	7	9	0	.438
Seattle	6	10	0	.375

Buffalo defeated New York Jets, 31-27, in American Conference wild card. San Diego defeated Miami, 41-38, and Cincinnati defeated Buffalo, 28-21, in American Conference playoffs. Cincinnati defeated San Diego, 27-7, for American Conference title.

San Francisco defeated Cincinnati, 26-21, for NFL title in Super Bowl XVI.



## HISTORY OF THE DETROIT LIONS

Almost a half century ago, the Lions began a long and successful association with the Detroit area as its National Football League representative.

Detroit welcomed the Lions 48 years ago, but it was not the area's first look at professional football.

In 1920, the Detroit Heralds were a charter member of the American Professional Football Association, which was the original name of the present NFL. But the club folded after two years. Then, the Detroit Panthers appeared in 1925. They also folded after two seasons. In 1928, the Detroit Wolverines were formed, but they failed after just one year.

In 1930, the then 10-year-old National Football League took in a franchise from Portsmouth, Ohio, called the Spartans. After four seasons, the team was purchased for less than \$8,000 by Detroit radio executive George A. Richards and moved to the Motor City.

Playing in the University of Detroit Stadium before average crowds of 16,000 people, the new Detroit Lions won the NFL Championship in

their second year, 1935. Under the leadership of Coach "Potsy" Clark and stars like Hall of Famer "Dutch" Clark, Ernie Caddel, George Christensen, "Ace" Gutowsky, Glenn Presnell and "Ox" Emerson, the early Lions established pro football in Detroit and for over 45 years they have been an integral part of the Michigan sports scene.

In 1940, Chicagoan Fred Mandel bought the club. Lions stars of that era were Hall of Famers Bill Dudley and Alex Wojciechowicz, John Greene, "Whizzer" White, Frank Sinkwich and "Camp" Wilson. The team was sold, eight years later, to a group of local businessmen under the leadership of Edwin J. Anderson. The Detroit syndicate controlled the club until 1964 when William Clay Ford became sole owner for a price of six million dollars.

The Lions dominated the NFL in the 1950's with four division titles and three League championships. Under Head Coach Buddy Parker, the team won back-to-back world crowns in 1952 and 1953, defeating Cleveland in both title games. Stars of those glittering teams were Hall of Famers Bobby Layne and Jack Christiansen, Doak Walker, Les Bingaman, Cloyce Box, Leon Hart and Bob Hoernschemeyer. The Detroit-Cleveland battles of the era were classic confrontations between two giants of the blossoming NFL.

Since their last title in 1957 under the coaching of George Wilson, the Lions have been looking in vain for the top spot. Such recent performers as Joe Schmidt, Yale Lary and "Night Train" Lane have been elected to the Hall of Fame. Outstanding players like Wayne Walker, Mike Lucci, Nick Pietrosante, Roger Brown, Terry Barr, Lem Barney and Charlie Sanders have taken their places in the annals of pro football in Detroit.

In 1967, Joe Schmidt began the first of six seasons as Head Coach of the Lions. His 1970 team made the post-season playoffs, but lost in the first round to Dallas.

Just prior to the 1975 season, the Lions moved into a fantastic new stadium in Pontiac, Michigan, a town of 85,000 people located 30 miles north of Detroit. The Silverdome is the world's largest air-supported domed structure and seats over 80,000 spectators under a Fiberglas roof.

Control of all football operations was handed to Head Coach Monte Clark in 1978. Clark's winning approach has brought a new optimism to Lions' faithful. With top caliber talent like Billy Sims, Dexter Bussey, Freddie Scott, Al Baker and Doug English, plus the astute direction of a proven winner like Monte Clark, the Lions are determined to regain a place among pro football's finest.

## SIGNIFICANT DATES IN DETROIT PRO FOOTBALL HISTORY

- 1920-21 — First Detroit entry in pro football, the Heralds.
- Aug. 1, 1925 — Jimmy Conzelman granted NFL franchise for Detroit for \$50, team name, Panthers.
- July 27, 1927 — NFL reorganized with withdrawal of 11 clubs, including Detroit.
- Aug. 12, 1928 — Detroit application for re-instatement approved, team name, Wolverines.
- July 12, 1930 — Detroit franchise declared inactive.
- June 30, 1934 — G. A. Richards purchases Portsmouth, Ohio, franchise and moves team to Detroit.
- Sept. 23, 1934 — Lions play first NFL game, beat New York Giants 9-0 at U of D Stadium before 12,000.
- Nov. 25, 1934 — Lions suffer first defeat, 3-0, to Green Bay, after winning ten straight including seven consecutive shut-outs.
- Nov. 29, 1934 — Lions play first of traditional Thanksgiving Day home games, losing to the Bears, 19-16, before 26,000.
- Dec. 9, 1935 — Lions defeat New York Giants, 26-7, for first Championship.
- Sept. 9, 1938 — Lions play first game in new home, Briggs Stadium.
- Feb. 10, 1943 — Gus Dorais named head coach of Lions, after long and successful career at the University of Detroit.
- Jan. 15, 1948 — Syndicate headed by Edwin J. Anderson purchases Detroit franchise for \$165,000 and names "Bo" McMillin general manager and head coach.
- Dec. 2, 1949 — Anderson elected president of Lions.
- Dec. 20, 1950 — "Buddy" Parker succeeds McMillin as head coach.
- Dec. 21, 1952 — Lions defeat Los Angeles, 31-21, for NFL's National Conference title
- Dec. 28, 1952 — Lions win first Championship since 1935 on a 17-7 victory over the Browns in Cleveland before 50,934.
- Dec. 27, 1953 — Detroit wins second straight Championship on 17-16 decision over Cleveland in Detroit before 54,577.
- Aug. 12, 1957 — Parker resigns suddenly as head coach and assistant coach George Wilson succeeds him the next day.
- Dec. 21, 1957 — Detroit downs San Francisco, 31-27, in play-off after trailing 27-7 in third quarter.
- Dec. 28, 1957 — Detroit claims fourth Championship on 59-14 victory over Cleveland before 55,263 in Detroit.
- Jan. 23, 1961 — William Clay Ford elected president of Lions.
- Jan. 10, 1964 — Ford takes over as Lions' sole owner after purchasing franchise for six million dollars.
- Jan. 7, 1965 — Harry Gilmer appointed head coach, replacing George Wilson.
- March 10, 1966 — After 13 seasons, Joe Schmidt retires to become Lions' linebacker coach.
- Jan. 11, 1967 — Schmidt named Lions' head coach, succeeding Gilmer.
- Dec. 26, 1970 — Lions edged by Dallas, 5-0, in first playoff game since 1957.
- Oct. 24, 1971 — Chuck Hughes, wide receiver, dies on field during game.
- Jan. 12, 1973 — Schmidt resigns as head coach.
- Jan. 26, 1973 — Don McCafferty named Lions' head coach.
- July 28, 1974 — McCafferty dies of heart attack.
- Aug. 3, 1974 — Rick Forzano named head coach.
- Aug. 23, 1975 — Lions play first game in new home, Pontiac Silverdome.
- Oct. 4, 1976 — Forzano resigns as head coach.
- Oct. 5, 1976 — Tommy Hudspeth named interim head coach.
- Feb. 9, 1977 — Hudspeth signs three-year contract as head coach.
- Jan. 11, 1978 — Monte Clark named head coach and director of football operations.
- Apr. 29, 1980 — Lions choose Oklahoma's Billy Sims first in the draft.

# LIONS ALL-TIME PLAYER ROSTER

(INCLUDING CURRENT VETERANS)

## A

Addams, Abraham, E, Indiana 1949  
Aiello, Anthony, B, Youngstown 1944  
Alderman, Grady, G, Detroit 1960  
Alford, Mike, C, Auburn 1966  
Allen, Jimmy, DB, ULCA 1978-  
Allen, Nate, DB, Texas Southern 1979  
Andersen, Stanley, E, Stanford 1941  
Anderson, Gary, G, Stanford 1977-78  
Ane, Charles, T, USC 1953-59  
Arena, Anthony, C, Mich. State 1942-46  
Arnold, John, WR, Wyoming 1979-80  
Ashcom, Richard, T, Oregon 1943  
Atkins, George, G, Auburn 1955  
Atty, Alexander, G, West Virginia 1941  
Austin, James, E, St. Mary's 1939

## B

Bailey, Byron, B, Washington St. 1943-54  
Baker, Al, DE, Colorado State 1978-  
Baker, John, DE, N. Carolina College 1968  
Baldischwiler, Karl, T, Oklahoma 1978-  
Ball, Larry, LB, Louisville 1975  
Banas, Stephen, B, Notre Dame 1935  
Banjavic, Emil, B, Arizona 1942  
Banonis, Vincent, C, Detroit 1951-53  
Barle, Louis, B, Duluth 1938  
Barnes, Al, WR, New Mexico St. 1971-73  
Barney, Lem, DB, Jackson St. 1967-77  
Barr, Terry, B, Michigan 1957-65  
Barton, Greg, QB, Tulsa 1969  
Bass, Mike, DB, Michigan 1967  
Batinski, Stanley, G, Temple 1941-47  
Batten, Pat, FB, Hardin-Simmons 1964  
Baumgartner, Maxie, E, Texas 1948  
\*Behan, Charles, E, DeKalb 1942  
Belichick, Stephen, B, W. Reserve 1941  
Bell, Bob, DT, Cincinnati 1971-73  
\*Bernard, Charles, C, Michigan 1934  
Berrang, Edward, E, Villanova 1951  
\*Berry, Connie M., E, N. Carolina St. 1939  
\*Bingaman, Lester, G, Illinois 1948-54  
Blair, T. C., TE, Tulsa 1974  
Blessing, Paul, E, Nebr. St. Tchrs. 1944  
Blue, Luther, WR, Iowa State 1977-79  
Boden, Lynn, T, S. Dakota St. 1975-78  
\*Bodenger, Maurice, G, Tulane 1934  
Bolinger, Russ, G, Long Beach St. 1976-  
Bolton, Andy, RB, Fisk 1976-78  
Booth, Richard, B, Western Res. 1941, 45  
Bowman, William, B, Wm. & Mary 1954, 56  
Box, Cloyce, E, W. Texas St. 1949-50,  
1952-54  
Bradley, Luther, DB, Notre Dame 1978-  
Bradshaw, Charlie, T, Baylor 1967-68  
Brettschneider, Carl, LB, Iowa St. 1960-63  
Briggs, Paul, T, Colorado 1948  
Brill, Howard, B, Wichita 1939  
Briscoe, Marlin, WR, Neb.-Omaha 1975-76  
Britt, Maurice, E, Arkansas 1941  
Brock, Willie, C, Colorado 1978  
Brooks, Jon, LB, Clemson 1979  
Brown, Charlie, WR, N. Arizona 1970  
Brown, Howard, G, Indiana 1948-50  
Brown, Marvin, B, E. Texas State 1957  
Brown, Roger, T, Maryland State 1960-66  
Brumley, Robert, B, Rice 1945

Bulger, Chester, T, Auburn 1950  
Bundra, Mike, T, USC 1962-63  
Burns, Mike, DB, USC 1978  
Busich, Samuel, E, Ohio 1943  
Bussey, Dexter, DB, Texas Arlington 1974-

## C

Caddel, Ernie, B, Stanford 1934-38  
Cain, James, E, Alabama 1950-55  
Callahan, J. R., B, Texas 1946  
Callicutt, Ken, RB, Clemson 1978-  
Callihan, William, B, Nebraska 1940-45  
Calvelli, Anthony, C, Stanford 1939-40  
Campbell, Mike, RB, Lenoir Rhyne 1968  
Campbell, Stanley, G, Iowa St. 1952,  
1955-58  
Cappleman, Bill, QB, Florida State 1973  
Capria, Carl, DB, Purdue 1974  
Cardwell, Lloyd, B, Nebraska 1937-43  
Carpenter, Louis, B, Arkansas 1953-55  
Cassady, Howard, B, Ohio St. 1956-61, 1963  
Chandler, Karl, C, Princeton 1978  
Chantiles, Thomas, T, USC 1942  
Chase, Benjamin, G, Navy 1947  
Christensen, Frank, Utah 1934-37  
\*Christensen, George, T, Oregon 1934-38  
Christiansen, Jack, B, Colo. A & M 1951-58  
Cifelli, August, T, Notre Dame 1951-53  
Cifers, Robert, B, Tennessee 1944-46  
Clark, Al, DB, Eastern Michigan 1971  
\*Clark, Earl 'Dutch', B, Colorado 1934-38  
Clark, Ernie, LB, Michigan State 1963-67  
Clark, Wayne, E, Utah 1944-45  
\*Clemons, Raymond, G, Cen. Okla. St. 1939  
Cline, Ollie, B, Ohio State 1950-53  
Clowes, John, T, Wm. & Mary 1951  
Cobb, Garry, LB, USC 1979-  
Cody, Bill, LB, Auburn 1966  
Cogdill, Gail, E, Wash. State 1960-68  
Cole, Eddie, LB, Mississippi 1979-80  
Colella, Thomas, B, Canisius 1941-43  
Conlee, Gerald, C, St. Mary's 1943  
Compton, Dick, B, McMurry 1962-64  
Concannon, Jack, QB, Boston Col. 1975  
Cook, Gene, E, Toledo 1959  
Cook, Ted, E, Alabama 1947  
Cooke, Bill, DT, Massachusetts 1978  
\*Cooper, Harold, B, Detroit 1937  
Corgan, Michael, B, Notre Dame 1943  
Cotton, Craig, TE, Youngstown 1969-72  
Cottrell, Bill, T, Delaware Valley 1967-70  
Crottree, Clement, T, Wake Forest 1940-41  
Creekmur, Louis, T, Wm. & Mary 1950-59  
Cremer, Theodore, E, Auburn 1946-48  
Croft, Don, DT, Texas El Paso 1976  
Cronin, Gene, G, Coll. of Pacific 1956-59  
Crosby, Ron, LB, Penn State 1977  
Crosswhite, Leon, RB, Oklahoma 1973-74  
Culp, Curley, DT, Arizona State 1980-  
Cunningham, Leon, C, S. Carolina 1955

## D

D'Alonzo, Peter, B, Villanova 1951-52  
Danielson, Gary, Purdue 1976-  
David, James, B, Colorado A&M 1952-59  
Davis, Ben, DB, Defiance 1974-76  
Davis, Glenn, E, Ohio State 1960-61  
Davis, Milt, HB, UCLA 1956

Dawley, Frederick, B, Michigan 1944  
 Daykin, Tony, LB, Georgia Tech 1977-78  
 DeCorvont, William, B, Nor'western 1946  
 DeFruiter, Robert, B, Nebraska 1947  
 De'aney, Jeff, DB, Pittsburgh 1981  
 \*DeMarco, Mario, G, Miami 1949  
 Dennis, Guy, G, Florida 1973-75  
 DePoyster, Jerry, K, Wyoming 1968  
 DeShane, Charles, B, Alabama 1945-49  
 Dibble, Dorne, E, Mich. St. 1951, 1953-57  
 Dickel, Dan, LB, Iowa 1978  
 Diehl, David, E, Mich. St. 1939-40, 1944-45  
 Dieterich, Chris, T, N. Carolina St. 1980-  
 Doll, Donald, B, S. California 1949-52  
 Doran, James, E, Iowa State 1951-59  
 \*D'Orazio, Joseph, T, Ithaca 1944  
 Dorney, Keith, T, Penn State 1979-  
 Dove, Robert, E-G, Notre Dame 1953-54  
 Dublinski, Thomas, QB, Utah 1952-54  
 Dubzinski, Walter, G, Boston College 1941  
 Dudsh, Andrew, C, Georgia 1948  
 Dudley, William, B, Virginia 1947-49  
 Dugger, John, E, Ohio State 1947-48  
 Duncan, James, E, Wake Forest 1950  
 Duncan, Rick, P, East Montana St. 1969  
 Dunlap, Leonard, DB, N. Texas St. 1975

## E

Earon, Blaine, E, Duke 1952-53  
 Ebbing, Harry, E, St. Mary's 1934-37  
 Eddy, Nick, RB, Notre Dame 1968-72  
 Ehrmann, Joe, DT, Syracuse 1981-  
 Eiden, Edmund, B, Scranton 1944  
 Elam, Cleveland, DT, Tennessee St. 1979  
 Elias, Homer, G, Tennessee State 1978-  
 Ellis, Ken, DB, Southern 1979  
 Ellis, Lawrence, B, Syracuse 1948  
 Emerick, Robert, T, Miami (O.) 1934  
 Emerson, 'Ox', G, Northwestern 1934  
 Engebretson, Paul, T, N'western 1934  
 English, Doug, DT, Texas 1975-79; 81-  
 Enke, Fred, QB, Arizona 1948-51  
 Evans, Murray, B, Hardin-Simmons  
 1942-43  
 Evey, Dick, DT, Tennessee 1971

## F

Fantetti, Ken, LB, Wyoming 1979-  
 Farkas, Andrew, B, Detroit 1945  
 Farmer, George, WR, UCLA 1975  
 Farr, Mel, RB, UCLA 1967-73  
 Farr, Miller, DB, Wichita 1973  
 \*Feldhaus, William, T, Cincinnati 1937-40  
 Felts, Bob, HB, Florida A&M 1965-67  
 Fena, Thomas, G, Colorado 1937  
 Fenenbock, Charles, B, UCLA 1943-45  
 Ferguson, Larry, HB, Iowa 1963  
 Fichman, Leon, T, Alabama 1946-47  
 Fields, Edgar, DT, Texas A&M 1981  
 Fifer, William, T, Texas State 1978  
 Fisk, William, E, USC 1940-43  
 Flanagan, Ed, C, Purdue 1965-74  
 Flanagan, Richard, LB, Ohio State 1950-52  
 Forte, Aldo, G, Montana 1946  
 Fowler, Amos, G, S. Mississippi 1978-  
 Franklin, Dennis, Michigan 1975-76  
 Franks, Dennis, C, Michigan 1979  
 Freitas, Rockne, T, Oregon State 1968-77  
 French, Barry, G, Purdue 1951  
 Friede, Mike, WR, Indiana 1980  
 Frohbose, Bill, DB, Miami (Fla.) 1974

Frutig, Edward, E, Michigan 1945-46  
 Fuccl, Dominic, B, Kentucky 1955  
 Furness, Steve, DT, Rhode Island 1981-  
 Furst, Anthony, T, Dayton 1940-41, 1944

## G

Gagnon, Roy, G, Oregon 1935  
 Gaines, Lawernce, FB, Wyoming 1976-79  
 Gallagher, Dave, DT, Michigan 1978-79  
 Gallagher, Frank, G, N. Carolina 1967-72  
 Gambrell, Bill, E, South Carolina 1968  
 Gandee, Sherwin, E, Ohio State 1952-57  
 Gatski, Frank, C, Marshall 1957  
 Gaubatz, Dennis, LB, LSU 1963-64  
 Gay, William, DE, USC 1978-  
 \*Gedman, Gene, B, Indiana 1953, 1956-58  
 George, Ray, T, USC 1939  
 Geremsky, Thad, E, Pittsburgh 1951  
 Germany, Willie, DB, Morgan State 1973  
 Gibbons, James, E, Iowa 1958-68  
 Gibbs, Sonny, QB, TCU 1964  
 Gill, Sloko, G, Youngstown 1942  
 Gillette, Jim, B, Virginia 1948  
 Gilmer, Harry, QB, Alabama 1955-56  
 Ginn, Tommie, G-C, Arkansas 1980-  
 Gipson, Paul, RB, Houston 1971  
 Girard, Earl, B, Wisconsin 1952-56  
 Glass, William, DE, Baylor 1958-61  
 Goich, Dan, DE, California 1969-70  
 Goldman, Samuel, E, Howard 1949  
 Golsteyn, Jerry, QB, N. Illinois 1979  
 Gonzaga, John, T, No College 1961-65  
 Goodman, Henry, T, W. Virginia 1942  
 Goovert, Ron, LB, MSU 1967  
 Gordon, John, DT, Hawaii 1972  
 Gordy, John, G, Tennessee 1957, 1959-67  
 Gore, Gordon, B, Okla. S.W. Tchrs. 1939  
 \*Graham, Lester, G, Tulsa 1938  
 Gray, Dan, DE, Rutgers 1978-79  
 Gray, Hector, DB, Florida St. 1981-  
 Green, Curtis, DE, Alabama St. 1981-  
 Green, Donnie, T, Purdue 1978  
 Greene, John, E, Michigan 1944-50  
 Greer, Albert, E, Jackson State 1963  
 Grefe, Theodore, E, Notre Dame 1945  
 Grignonis, Frank, B, Chattanooga 1942  
 Grimes, George, B, Virginia 1948  
 Groomes, Melvin, B, Indiana 1948-49  
 Grossman, Rex, B, Indiana 1950  
 Grottkau, Robert, G, Oregon 1959-60  
 \*Gutowsky, 'Ace', RB, Okla. City U. 1934-38

## H

Hackenbruck, John, T, Oregon State 1940  
 \*Hackney, Elmer, B, Kansas St. 1942-46  
 Hafen, Bernard, E, Utah 1949-50  
 Haggerty, Mike, T, Miami (Fla.) 1973  
 Hall, Alvin, DB, Miami (O) 1981-  
 Hall, John, B, TCU 1942  
 Hall, Tom, E, Minnesota 1962-63  
 Hamilton, Raymond, E, Arkansas 1939  
 Hamlin, Gene, C, Western Michigan 1972  
 Hand, Larry, DE, Appalachian St. 1964-77  
 Hanneman, Chuck, E, Mich. Normal  
 1937-41  
 \*Hansen, Dale, T, Mich. State 1944, 1948-49  
 Harder, Pat, B, Wisconsin 1951-53  
 Harding, Roger C., California 1948  
 Hardy, James, QB, USC 1952  
 Harrell, James, LB, Florida 1979-  
 Harrison, Granville, E, Miss. St. 1942

- Hart, Leon, E, Notre Dame 1950-57  
 Haverdick, Dave, DE, Morehead St. 1970  
 Hekkers, George, T, Wisconsin 1947-49  
 Held, Paul, B, San Jose State 1955  
 Helms, John, E, Georgia Tech 1946  
 Henderson, John, E, Michigan 1965-67  
 Hennigan, Mike, LB, Tenn. Tech. 1973-75  
 Hertwig, Craig, T, Georgia 1975-77  
 Heywood, Ralph, E, USC 1947  
 Hickman, Donnie, G, USC 1978  
 Hicks, R. W., C, Humboldt State 1975  
 Hightower, John, E, Sam Houston 1943  
 Hilgenberg, Wally, LB, Iowa 1964-66  
 Hill, David, TE, Texas A&I 1976-  
 Hill, J. D., WR, Arizona State 1976-78  
 Hill, Harlon, E, Florence State 1962  
 Hill, James, B, Florence State 1962  
 Hill, Jimmy, DB, Sam Houston 1965  
 \*Hillman, Bill, B, Tennessee 1947  
 Hillton, John, TE, Richmond 1972-73  
 Hinchman, Hubert, B, Butler 1934  
 Hipple, Eric, QB, Utah State 1980-  
 \*Hoernschemeyer, Robert, B, Ind. 1950-55  
 Hoiland, Doug, G, Oregon State 1958  
 Holland, Vernon, T, Tennessee St. 1980  
 Hollar, John, B, Appalachian State 1949  
 Hooks, Jim, RB, Cent. St. (Okla.) 1973-76  
 Hoopes, Mitch, P, Arizona 1977  
 \*Hopp, Harry, B, Nebraska 1940-43  
 Howard, Billy, DT, Alcorn A&M 1974-76  
 Howard, William, B, USC 1939  
 Hubbard, Marv, FB, Colgate 1977  
 Huffman, Vernon, B, Indiana 1937-38  
 \*Hughes, Chuck, WR, Tex. El Paso 1970-71  
 Hunter, James, Grambling 1976-  
 Hunter, Scott, QB, Alabama 1979  
 \*Hupke, Thomas, G, Alabama 1934-37  
 Hutchison, Elvin, B, Whittier 1939

## I

- Isselhardt, Ralph, G, Franklin 1937  
 Ivory, Bob, G, Detroit 1947  
 Izo, George, QB, Notre Dame 1965

## J

- Jackson, Ernie, DB, Jackson St. 1979  
 Jarvis, Ray, WR, Norfolk State 1974-78  
 Jaszewski, Floyd, T, Minnesota 1950-51  
 Jauron, Dick, DB, Yale 1973-77  
 Jefferson, William, B, Mississippi St. 1941  
 Jenkins, Leon, DB, West Virginia 1972  
 Jenkins, Walter, E, Wayne 1955  
 Jessie, Ron, WR, Kansas 1971-74  
 Jett, John, E, Wake Forest 1941  
 \*Johnson, John 'Jack', T, Utah 1934-40  
 Johnson, John Henry, B, Ariz. St. 1957-59  
 Johnson, Levi, Texas A&I, 1973-77  
 Jolley, Gordon, T, Utah 1972-75  
 Jones, Doug, DB, S. Fernando Valley 1979  
 Jones, Elmer, G, Wake Forest 1947-48  
 Jones, James, B, Union Tenn. 1946  
 Jones, Jimmie, RB, UCLA 1974  
 Jones, Ralph, E, Alabama 1946  
 Junker, Steve, E, Xavier 1957, 1959-61  
 Jurkiewicz, Walter, C, Indiana 1946

## K

- Kamanu, Lew, DE, Weber State 1967-68  
 Kane, Rick, RB, San Jose State 1977-  
 Kaporch, Albert, T, St. Bonaventure  
 1943-45  
 \*Karilivacz, Carl, B, Syracuse 1953-57

- Karras, Alex, DT, Iowa 1958-62, 1964-70  
 Karras, Ted, G, Indiana 1965  
 Karstens, George, C, Indiana 1949  
 Kaska, Anton, B, Illinois Wesleyan 1935  
 Kearney, Jim, DB, Prairie View 1965-66  
 Keene, Robert, B, Detroit 1943-45  
 Kennedy, William, E, Mich. St. 1942, 1944  
 Kent, Greg, DT, Utah 1968  
 Kercher, Richard, B, Tulsa 1954  
 \*Ketzko, Alexander, T, Michigan St. 1943  
 King, Horace, RB, Georgia 1975-  
 Kipp, James T, Montana State 1942  
 \*Kizzire, Lee, B, Wyoming 1937  
 Klewicki, Edward, E, Michigan St. 1935-38  
 Kmetovic, Peter, B, Stanford 1947  
 Knorr, Lawrence, C, Dayton 1942-45  
 Knox, Sam, G, New Hampshire 1934-36  
 Komlo, Jeff, QB, Delaware 1979-  
 Kopay, Dave, RB, Washington 1968  
 Kopcha, Joseph, G, Chattanooga 1936  
 Kostiuik, Michael, T, Detroit 1945  
 Kowalkowski, Bob, B, Virginia 1966-76  
 Krall, Gerald, B, Ohio State 1950  
 Kramer, Ron, E, Michigan 1965-67  
 Kring, Frank, B, TCU 1945  
 Krol, Joseph, B, W. Ontario 1945  
 \*Krouse, Raymond, T, Maryland 1956-57  
 Kuczinski, Bert, E, Pennsylvania 1943

## L

- LaLonde, Roger, DT, Muskingum 1964  
 Landry, Greg, QB, Massachusetts 1968-78  
 Lane, Dick, DB, Scottsbluff JC 1960-65  
 LaRose, Dan, T, Missouri 1961-63  
 Lary, Yale, DB, Texas A&M 1952-53,  
 1956-64  
 Larson, Bill, TE, Colorado State 1977  
 Laslavic, Jim, LB, Penn State 1973-77  
 Lawiess, Burton, G, Florida 1980  
 Lay, Russell, B, Michigan State 1934  
 Layne, Robert, QB, Texas 1950-58  
 Lear, Leslie B., Manitoba 1947  
 LeBeau, Dick, DB, Ohio State 1959-72  
 Lee, Ken, LB, Washington 1971  
 Lee, Larry, C, UCLA 1981-  
 Lee, Monte, LB, Texas 1963-64  
 LeForce, Clyde, QB, Tulsa 1947-49  
 Leonard, Tony, DB, Virginia U'n 1978-79.  
 Lewis, Dan, HB, Wisconsin 1958-64  
 Lewis, Eddie, DB, Kansas 1979-80  
 Liles, Alva, DT, Boise State 1980  
 Liles, Elvin, G, Okla. A&M, 1943-45  
 Lindon, Luther, T, Kentucky 1944-45  
 Lininger, Jack, C, Ohio State 1950-51  
 Lio, Augustino, G, Georgetown 1941-43  
 Lloyd, Dave, C, Georgia 1962  
 Lomakoski, John, T, W. Michigan 1962  
 Long, Ken, G, Purdue 1976  
 Long, Robert, E, UCLA 1955-59  
 Looney, Joe Don, HB, Oklahoma 1965-66  
 Lowe, Gary, B, Michigan State 1957-64  
 \*Lowther, Jackie, B, Detroit 1944  
 Lucci, Mike, LB, Tennessee 1965-73  
 Luce, Derral, LB, Baylor 1980  
 \*Lumpkin, Roy, B, Georgia Tech. 1934  
 Lusk, Bob, C, Wm. & Mary 1956

## M

- Mackenroth, John, C, N. Dakota 1938  
 \*Madarik, Elmer, B, Detroit 1945-47  
 Maggiolo, Chick, B, Illinois 1949

- Magnani, Dante, B, St. Mary's 1950  
 Maner, Bruce, DB, Detroit 1960-67  
 Mains, Gilbert, T, Murray State 1954-61  
 Malinchak, Bill, E, Indiana 1966-69  
 Mann, Errol, K, North Dakota 1969-76  
 Mann, Robert, E, Michigan 1948-49  
 Manzo, Joseph, T, Boston College 1945  
 Margucci, Joseph, B, USC 1947-48  
 Markovich, Mark, G, Penn State 1976-77  
 Maronic, Stephen, T, N. Carolina 1939-40  
 Marsh, Amos, FB, Oregon State 1965-67  
 Martin, James, G, Notre Dame 1951-61  
 Martin, Robbie, WR, Cal Poly SLO 1981-  
 Martinovich, Philip, G, C.O.P. 1939  
 Matheson, Jack, E, Western Mich. 1943-46  
 Matheson, Riley, G, Texas Mines 1943  
 Mathews, Ned, B, UCLA 1940-43  
 Mathewson, Morley, E, California 1941  
 \*Matisi, Tony, T, Pittsburgh 1938-39  
 Matson, Ollie, FB, San Francisco 1963  
 Mattiford, John, G, Marshall 1941  
 Maves, Earl, B, Wisconsin 1948  
 Maxwell, Bruce, RB, Arkansas 1970  
 Mazza, Vincent, E, No College 1945-46  
 Mazzanti, Jerry, DE, Arkansas 1966  
 McCambridge, John, DE, NWU 1967  
 McClung, Willie, T, Florida A&M 1960-61  
 McCord, Darris, DE, Tennessee 1955-67  
 McCoy, Joel, B, Alabama 1946  
 McCoy, Mike, DT, Notre Dame 1980  
 McCray, Prentice, DB, Arizona State 1980  
 McCullouch, Earl, E, USC 1968-73  
 McDermott, Lloyd, T, Kentucky 1950  
 McDonald, James, B, Ohio State 1938-40  
 McElhenny, Hugh, HB, Washington 1964  
 McGee, Willie, WR, Alcorn State 1978  
 McGraw, Mike, LB, Wyoming 1977  
 McGraw, Thurman, T, Colo. A&M 1950-54  
 McHenny, Donald, B, SMU 1956  
 McInnis, Hugh, E, Miss. Southern 1964  
 McKalip, Wm., E, Oregon St. 1934, 1936  
 \*McLenna, Bruce, HB, Hillsdale 1966  
 McMakin, John, TE, Clemson 1975  
 McWilliams, William, B, Jordan 1934  
 Melnikovich, Mike, DE, Gray Harbour  
 JC 1967  
 Mello, James, B, Notre Dame 1949  
 Mendenhall, John, DT, Grambling 1980  
 Meska, Richard, T, St. Mary's 1945  
 Messner, Max, LB, Cincinnati 1960-63  
 Middleton, David, E, Auburn 1955-60  
 Mike-Mayer, Steve, K, Maryland 1977  
 Miketa, Andrew, C, N. Carolina 1954-55  
 Miklich, William, B, Idaho 1948  
 Milano, Arch, E, St. Francis 1945  
 Miller, Robert, T, Virginia 1952-58  
 Miller, Terry, LB, Illinois 1970  
 Mills, Dick, G, Pittsburgh 1961-62  
 \*Mitchell, Granville, E, Davis-Elkins 1934  
 Mitchell, Melvin, C, Tennessee State 1977  
 Mitchell, Jim, DE, Virginia State 1970-77  
 Mitrick, Frank, T, Oglethorpe 1945  
 Mohring, John, LB, C. W. Post 1980  
 Momsen, Robert, G, Ohio State 1951  
 \*Monahan, Regis, B, Ohio State 1935-38  
 Montgomery, James, T, Texas A&M 1946  
 Montler, Mike, C, Colorado 1978  
 Mooney, Ed, LB, Texas Tech 1968-71  
 Moore, Denis, T, USC 1967-69  
 \*Moore, Paul, B, Presbyterian 1940-41  
 Moore, William, E, E. No. Carolina 1939  
 Morlock, John, B, Marshall 1940  
 Morrall, Earl, QB, Michigan State 1958-64  
 \*Morris, Glen, E, Colorado State 1940  
 Morris, Jon, C, Holy Cross 1975-77  
 Morrison, Don, T, Texas Arlington 1979  
 Morse, Raymond, E, Oregon 1935-38, 1940  
 Moscrip, James, E, Stanford 1938-39  
 Mote, Kelly, E, Duke 1947-49  
 Mugg, Garvin, T, N. Texas State 1945  
 Munson, Bill, QB, Utah State 1968-76  
 Murakowski, Art, B, Northwestern 1951  
 Murray, Ed, K, Tulane 1980-  
 Myers, Tom, QB, Northwestern 1965-66
- ## N
- Nardi, Richard, B, Ohio State 1938  
 Naumoff, Paul, LB, Tennessee 1967-78  
 Nelson, Reed, C, Brigham Young 1947  
 Nelson, Robert, C, Baylor 1941, 1945  
 Nichols, Mark, WR, San Jose St. 1981-  
 Ninowski, Jim, QB, Mich. State 1960-61  
 Niziolek, Bob, TE, Colorado 1981  
 Noppenberg, John, B, Miami 1941  
 Nori, Reino, B, N. Illinois State 1937  
 Norris, Ulysses, TE, Georgia 1979-  
 Nott, Douglas, B, Detroit 1935  
 Nowatzke, Tom, FB, Indiana 1965-69
- ## O
- Oates, Brad, T, Brigham Young 1978  
 Obee, Duncan, C, Dayton 1941  
 O'Brien, Jim, WR, Cincinnati 1973  
 O'Brien, William, B, No College 1947  
 Odle, Phil, E, BYU 1968-70  
 Ogle, Rick, LB, Colorado 1972  
 Oldham, Ray, DB, Middle Tenn. St. 1980-  
 Olenski, Mitchell, T, Alabama 1947  
 Olszewski, John, FB, California 1961  
 O'Neil, Ed, LB, Penn State 1974-79  
 O'Neil, Bill, HB, Detroit 1935  
 Opalewski, Edward, T, Mich. N. 1943-44  
 Orvis, Herb, DT, Colorado 1972-77  
 Owens, Steve, RB, Oklahoma 1970-76
- ## P
- Panciera, Donald, B, San Francisco 1950  
 Panelli, John, B, Notre Dame 1949-50  
 Paolucci, Ben, T, Wayne State 1959  
 Parker, Raymond, B, Centenary 1935-36  
 Parker, Willie, C, North Texas St. 1980-  
 Parkin, Dave, DB, Utah State 1979  
 Parson, Ray, T, Minnesota 1971  
 Parsons, Lloyd, B, Gust. Adolphus 1941  
 \*Patt, Maurice, E, Carnegie Tech 1938  
 Patterson, Don, DB, Georgia Tech 1979  
 Pavelec, Theodore, G, Detroit 1941-42  
 Payton, Eddie, RB, Jackson State 1977  
 Pearson, Lindell, B, Oklahoma 1950  
 Perry, Gerald, T, California 1954, 1956-59  
 Pesuit, Wally, C, Kentucky 1979, 1980  
 Peters, Floyd, T, San Francisco St. 1963  
 Peterson, Ken, B, Gonzaga 1936  
 Picard, Bob, WR, East. Washington 1976  
 Pickard, Bob, WR, Xavier 1974  
 Piepul, Milton, B, Notre Dame 1941  
 Pierson, Reggie, Oklahoma State 1976  
 Pietrosante, Nick, B, Notre Dame 1959-65  
 Pifferini, Robert, C, San Jose State 1949  
 Pingel, John, B, Michigan State 1939  
 Pinkney, Reggie, DB, E. Carolina 1977-78

Plum, Milt, QB, Penn State 1962-67  
 \*Polansky, John, B, Wake Forest 1942  
 Poole, Oliver, E, Mississippi 1949  
 Porter, Tracy, WR, LSU 1981-  
 Potts, Charles, DB, Purdue 1972  
 Prchlik, John, T, Yale 1949-53  
 Pregulman, Mervin, G, Michigan 1947-48  
 Prescott, Harold, E, Hardin-Simmons 1949  
 Preshnell, Glenn, B, Nebraska 1934-36  
 Price, Charles, B, Texas A&M 1940-41, 1945  
 Price, Ernest, DT, Texas A&I 1973-78  
 Pringle, Alan, K, Rice 1975  
 Pureifory, Dave, DE, E. Michigan 1978-

## Q

Quinlan, Bill, DE, Michigan State 1964

## R

Rabb, Warren, QB, LSU 1960  
 \*Rabold, Mike, G, Indiana 1959  
 Radovich, William, G, USC 1938-41, 1945  
 Randolph, Al, DB, Iowa 1972  
 \*Randolph, Clare, C, Indiana 1934-36  
 Ranspot, Keith, E, SMU 1941  
 Rasley, Rocky, G, Oregon State 1969-73  
 Rasmussen, W., DB, S. Dakota St. 1964-73  
 Reckmack, Raymond, B, Syracuse 1937  
 Redmond, Rudy, DB, Pacific 1972-73  
 \*Reeber, Lucien, T, Hampton Inst. 1963  
 Reed, Joe, QB, Mississippi State 1975-79  
 Reese, Lloyd, B, Tennessee 1947  
 Reichow, Gare, QB, Iowa 1956-59  
 Rexer, Freeman, E, Tulane 1944  
 Reynolds, Robert, T, Stanford 1937-38  
 \*Rhodes, Bruce, DB, S. Francisco St. 1978  
 Ricardo, Benny, K, San Diego St. 1976-79  
 Ricca, James, T, Georgetown 1955  
 Rich, Randy, DB, New Mexico 1977  
 Richards, Perry, E, Detroit 1956  
 Richards, Ray, G, Nebraska 1934  
 Richins, Aldo, B, Utah 1935  
 Rifenberg, Richard, E, Michigan 1950  
 Riley, Lee, B, Detroit 1955  
 \*Ritchart, Delbert, C, Colorado 1936-37  
 Robb, Joe, DE, TCU 1968-71  
 Robertson, Lake, E, Mississippi 1945  
 Robinson, Bo, FB, W. Texas St. 1979-80  
 Robinson, John, DB, Tenn. State 1966-67  
 Rockenbach, Lyle, G, Michigan St. 1943  
 Rogas, Daniel, G, Tulane 1951  
 \*Rogers, William, T, Villanova 1938-40  
 Roskie, Kenneth, B, E. Carolina 1948  
 Rostock, Ernest, C, (No College) 1944  
 Rote, Tobin, QB, Rice 1957-59  
 Rothwell, Fred, C, Kansas State 1974  
 Rouse, Stillman, E, Missouri 1940  
 Roussos, Michael, T, Pittsburgh 1949  
 Rowe, Robert, B, Colgate 1934  
 Rubino, Anthony, G, Wake Forest 1943-46  
 Rush, Jerry, DT, Michigan State 1965-71  
 Russas, Albert, T, Tennessee 1949  
 Russell, Kenneth, T, Bowl. Green 1957-59  
 Ryan, David, B, Hardin-Simmons 1945-46  
 Ryan, Kent, B, Utah State 1938-40  
 Rychiec, Tom, E, Am. Int'l 1958  
 Ryder, Nick, FB, Miami 1963-64

## S

Salsbury, James, G, UCLA 1955-56  
 Sanchez, John, T, San Francisco 1947  
 Sanders, Charlie, TE, Minnesota 1968-77

Sanders, Daryl, T, Ohio State 1963-66  
 Sanders, Ken, DE, Howard Payne 1972-79  
 Sandifer, Daniel, B, LSU 1950  
 Sanzotta, Dominic, B, W. Res. 1942, 1946  
 Sarratt, Charles, B, Oklahoma 1948  
 Sarringhaus, Paul, B, Ohio State 1948  
 Sartori, Lawrence, G, Fordham 1942, 1945  
 Saul, Bill, LB, Penn State 1970  
 Schibanoff, Alexander, T, Frank-Marsh 1942  
 Schiechi, John, C, Santa Clara 1942  
 Schmidt, Joseph, LB, Pittsburgh 1953-65  
 Schmiessing, Joe, DT, New Mexico St. 1972  
 Schneller, John, E, Wisconsin 1934-36  
 Scholtz, Bob, C, Notre Dame 1960-64  
 Schottel, Ivan, B, NW Mo. St. 1946, 1948  
 Schroll, Charles, B, LSU 1950  
 Scott, Clyde, B, Arkansas 1952  
 Scott, Freddie, WR, Amherst 1978-  
 Scott, Perry, E, Muhlenberg 1942  
 Self, Clarence, B, Wisconsin 1950-51  
 Setzler, Harry, B, Morris-Harvey 1942  
 Sewell, Harley, G, Texas 1953-62  
 \*Shepherd, William, B, Westn. Md. 1935-40  
 Shoals, Roger, T, Maryland 1965-70  
 Siegert, Wayne, T, Illinois 1951  
 Sieminski, Chuck, DT, Penn State 1968  
 Sigillo, Dominic, T, Xavier 1945  
 Simmons, Davie, LB, N. Carolina 1980  
 \*Simmons, John, C, Detroit 1949-50  
 Simon, Jim, G-T, Miami (Fla.) 1963-65  
 Simonson, Dave, T, Minnesota 1977  
 Sims, Billy, RB, Oklahoma 1980-  
 Sinkwich, Frank, B, Georgia 1943-44  
 Sirochman, George, G, Duquesne 1944  
 Skladany, Tom, P, Ohio State 1978-  
 Slaby, Lou, LB, Pittsburgh 1966  
 Sloan, Dwight, B, Arkansas 1939-40  
 Small, John, DT, Citadel 1973-74  
 Smith, Bobby, DB, UCLA 1965-66  
 Smith, Harry, T, USC 1940  
 Smith, J.D., T, Rice 1964-66  
 Smith, J. Robert, Iowa 1949-54  
 Smith, Wayne, DB, Purdue 1980-  
 Smith, Robert L., B, Texas A&M 1953-54  
 Sneddon, Robert, B, St. Mary's 1945  
 Soboleski, Joseph, T, Michigan 1950  
 Sokolosky, John, C, Wayne State 1978  
 Souders, Cecil, E, Ohio State 1947-49  
 Speelman, Harry, T, Michigan State 1940  
 Spencer, Oliver, T, Kansas 1953, 1956, 1959-61  
 Spangler, Eugene, B, Tulsa 1946  
 Speth, George, T, Murray State 1942  
 Stacco, Edward, T, Colgate 1947  
 Stacy, James, T, Oklahoma 1935-37  
 Staggers, Jon, WR, Missouri 1975  
 Stanfel, Richard, G, San Francisco 1952-55  
 Steen, James, T, Syracuse 1935-36  
 Steffen, Jim, B, UCLA 1959-60  
 Stewart, Jim, DB, Tulsa 1979  
 Stits, William, B, UCLA 1954-56  
 \*Stokes, Lee, C, Centenary 1937-39  
 Stovall, Richard, C, Abilene Christ. 1947-48  
 Stringfellow, Joseph, E, Miss. So. 1942  
 Stuart, Roy, T, Tulsa 1943  
 Studstill, Pat, FL, Houston 1961-67  
 Susic, Stephen, B, Illinois 1947-48  
 Sugar, Leo, E, Purdue 1962  
 Sumler, Tony, DB, Wichita State 1978  
 Summers, Wilbur, P, Louisville 1977  
 Summerrall, George, E, Arkansas 1952

Sunter, Ian, K, No College 1976  
Swain, Bill, LB, Oregon 1968-69  
Sweetan, Karl, QB, Wake Forest 1966-67  
Swiacki, William, E, Columbia 1951-52  
Swider, Larry, P, Pittsburgh 1979  
Szakash, Paul, B, Montana 1938-42  
\*Szymanski, Frank, C, Notre Dame 1945-47

## T

Tassos, Damon, G, Texas A&M 1945-46  
Tatarek, Bob, DT, Miami (Ohio) 1972  
Tautolo, Terry, LB, UCLA 1981-  
Taylor, Altie, RB, Utah State 1969-76  
Teal, Jim, LB, Purdue 1937  
Tearry, Larry, C, Wake Forest 1978-79  
Ten Napel, Garth, LB, Texas A&M 1976-77  
Terry, Nat, DB, Florida State 1978  
Thomas, Calvin, G, Tulsa 1939-40  
Thomas, Russell, T, Ohio State 1946-49  
Thomason, James, B, Texas A&M 1945  
Thompson, Bobby, RB, Oklahoma 1975-76  
Thompson, Bobby, DB, Arizona 1964-68  
Thompson, Dave, C, Clemson 1971-73  
Thompson, Jesse, WR, California 1978-  
Thompson, Leonard, WR, Okla. St. 1975-  
Thompson, Vince, RB, Villanova 1981-  
Thrower, Jim, DB, East Texas St. 1973-75  
Thuerk, Owen, E, St. Joseph (Ind.) 1941  
Todd, Jim, HB, Ball State 1966  
Tomasetti, Louis, B, Bucknell 1941  
Tonelli, Anthony, C, USC 1939  
Topor, Ted, LB, Michigan 1955  
Torgeson, LaVern, C, Wash. St. 1951-54  
Tracey, Thomas, B, Tennessee 1956-57  
Treadway, John, T, Hardin-Simmons 1949  
Trebotich, Ivan, B, St. Mary's 1944-45  
Tressa, Thomas, G, Davis-Elkins 1942  
Triplett, Bill, RB, Miami (Ohio) 1968-72  
Triplett, Wallace, B, Penn State 1949-50  
Tripson, John, T, Mississippi State 1941  
Tripucka, Frank, QB, Notre Dame 1949  
Tsoutsouvas, John, C, Stanford 1940  
Tuinei, Tom, DT, Hawaii 1980  
Tully, Darrell, B, E. Texas Teachers 1939  
Turner, Harold, E, Tennessee State 1954  
Turnure, Tom, C, Washington 1980-  
Tyler, Maurice, Morgan State 1976

## U

Uremovich, Emil, T, Ind. 1941-42, 1945-46

## V

Van Horn, Doug, G, Ohio State 1966  
Van Tone, Arthur, B, Southern  
Mississippi 1943-45  
\*Vanzo, Frederick, B, Northwestern 1938-41  
Vargo, Larry, E, Detroit 1963  
\*Vaughn, Charles, B, Tennessee 1935  
Vaughn, Tom, DB, Iowa State 1965-71  
\*Vezmar, Walter, T, Michigan State 1946-47

## W

\*Wagner, Sidney, G, Mich. State 1936-38  
Walker, E. Doak, B, SMU 1950-55  
Walker, Wayne, LB, Idaho 1958-72  
Walker, Willie, FL, Tennessee State 1966  
Walters, Rod, G, Iowa 1980

Walton, Chuck, G, Iowa State 1967-74  
Walton, Larry, WR, Arizona State 1969-76  
Ward, Elmer, C, Utah State 1935-36  
Ward, Paul, T, Whitworth 1961-62  
Ward, William, G, Washington St. 1947-49  
Washington, Dave, LB, Alcorn St. 1978-79  
Washington, Gene, WR, Stanford 1979  
Watkins, Larry, RB, Alcorn A&M 1969  
Watkins, Tom, HB, Iowa State 1962-67  
Watson, Joseph, C, Rice 1950  
Watt, Joseph, B, Syracuse 1947-48  
Weatherall, Jim, T, Oklahoma 1959-60  
Weaver, Charlie, LB, USC 1971-81  
Weaver, Herman, P, Tennessee 1970-76  
Webb, Ken, HB, Presbyterian 1958-62  
Weber, Richard, B, St. Louis 1945  
Weger, Mike, DB, Bowling Green 1967-75  
Weiss, Howard, B, Wisconsin 1939-40  
Weithe, John, G, Xavier 1939-42  
Welch, Jim, RB, SMU 1968  
Wells, Warren, E, Texas Southern 1964  
West, Charlie, DB, Texas El Paso 1974-77  
\*Westfall, Robert, B, Michigan 1944-47  
\*Wetterlund, Chet, B, Ill. Wesleyan 1942  
White, Byron, B, Colorado 1940-41  
White, Daryl, G, Nebraska 1974  
White, Stan, LB, Ohio State 1980-  
White, Wilbur, HB, Colorado A&M 1936  
Whited, Mike, T, Pacific 1980  
Whitlow, Bob, G-C, Arizona 1961-65  
Whitsell, Dave, DB, Indiana 1958-60  
Wiatrak, John, C, Washington 1939  
Wickert, Tom, T, Washington State 1977  
Wickett, Lloyd, T, Oregon State 1943, 1946  
\*Wiese, Robert, B, Michigan 1947-48  
Williams, Bobby, DB, Central St. 1969-71  
Williams, Ray, WR, Washington St. 1980-  
Williams, Rex, C, Texas Tech 1945  
Williams, Sam, DE, Mich. State 1960-65  
Williams, Walt, DB, New Mexico 1977-81  
Wilson, Camp, B, Tulsa 1946-49  
Winkler, Randy, T, Tarleton State 1967  
Winslow, Robert, E, USC 1940  
Wojciechowicz, Alex, C, Fordham 1938-46  
Woit, Richard, B, Arkansas State 1955  
Womack, Bruce, G, W. Texas State 1951  
Woodcock, John, DT, Hawaii 1976-80  
Woods, Larry, DT, Tennessee State 1971-72  
Woods, Robert, WR, Grambling 1979  
Wright, John, WR, Illinois 1969  
Wyatt, Doug, DB, Tulsa 1973-74  
Wyche, Sam, QB, Furman 1974

## Y

Yarbrough, Jim, T, Florida 1969-77  
Yepremian, Garo, K, No College 1966-67  
Young, Adrian, LB, USC 1972  
Yowarsky, Walter, E, Kentucky

## Z

Zatkoff, Roger, G, Michigan 1957-58  
Zawadzkas, Jerry, E, Columbia 1967  
Zimmerman, Leroy, B, San Jose St. 1947  
Zofko, Mickey, RB, Auburn 1971-74  
Zuzzio, Anthony, G, Muhlenberg 1942

\*deceased

# 1982 NATIONAL FOOTBALL LEAGUE SCHEDULE

(ALL TIMES LOCAL)

## SUNDAY, SEPTEMBER 12

Atlanta at New York Giants	1:00
Chicago at DETROIT	1:00
Cleveland at Seattle	1:00
Houston at Cincinnati	1:00
Kansas City at Buffalo	1:00
Los Angeles vs. Green Bay at Milw.	12:00
Miami at New York Jets	4:00
New England at Baltimore	2:00
Oakland at San Francisco	1:00
St. Louis at New Orleans	12:00
San Diego at Denver	2:00
Tampa Bay at Minnesota	12:00
Washington at Philadelphia	1:00

## MONDAY, SEPTEMBER 13

Pittsburgh at Dallas	8:00
----------------------	------

## THURSDAY, SEPTEMBER 16

Minnesota at Buffalo	8:30
----------------------	------

## SUNDAY, SEPTEMBER 19

Baltimore at Miami	4:00
Cincinnati at Pittsburgh	1:00
Dallas at St. Louis	12:00
DETROIT at Los Angeles	1:00
New Orleans at Chicago	12:00
New York Jets at New England	1:00
Oakland at Atlanta	1:00
Philadelphia at Cleveland	1:00
San Diego at Kansas City	12:00
San Francisco at Denver	2:00
Seattle at Houston	3:00
Washington at Tampa Bay	4:00

## MONDAY, SEPTEMBER 20

Green Bay at New York Giants	9:00
------------------------------	------

## THURSDAY, SEPTEMBER 23

Atlanta at Kansas City	7:30
------------------------	------

## SUNDAY, SEPTEMBER 26

Buffalo at Houston	12:00
Chicago at San Francisco	1:00
Dallas at Minnesota	12:00
Denver at New Orleans	12:00
Los Angeles at Philadelphia	1:00
Miami at Green Bay	12:00
New York Giants at Pittsburgh	1:00
New York Jets at Baltimore	4:00
Oakland at San Diego	1:00
St. Louis at Washington	1:00
Seattle at New England	1:00
Tampa Bay at DETROIT	1:00

## MONDAY, SEPTEMBER 27

Cincinnati at Cleveland	9:00
-------------------------	------

## SUNDAY, OCTOBER 3

Baltimore at DETROIT	1:00
Cleveland at Washington	1:00
Houston at New York Jets	1:00
Kansas City at Seattle	1:00
Los Angeles at St. Louis	12:00

Miami at Cincinnati	1:00
Minnesota at Chicago	12:00
New England at Buffalo	1:00
New Orleans at Oakland	1:00
New York Giants at Dallas	3:00
Philadelphia vs. Green Bay at Milw.	12:00
Pittsburgh at Denver	2:00
San Diego at Atlanta	1:00

## MONDAY, OCTOBER 4

San Francisco at Tampa Bay	9:00
----------------------------	------

## SUNDAY, OCTOBER 10

Atlanta at Los Angeles	1:00
Buffalo at Baltimore	2:00
Cincinnati at New England	1:00
Cleveland at Oakland	1:00
Denver at New York Jets	4:00
DETROIT at Miami	4:00
Green Bay at Chicago	12:00
Houston at Kansas City	12:00
Minnesota at Tampa Bay	1:00
St. Louis at New York Giants	1:00
San Francisco at New Orleans	12:00
Seattle at San Diego	1:00
Washington at Dallas	12:00

## MONDAY, OCTOBER 11

Philadelphia at Pittsburgh	9:00
----------------------------	------

## SUNDAY, OCTOBER 17

Atlanta at DETROIT	1:00
Baltimore at Cleveland	1:00
Chicago at St. Louis	12:00
Cincinnati at New York Giants	1:00
Dallas at Philadelphia	4:00
Denver at Houston	12:00
Kansas City at San Diego	1:00
Los Angeles at San Francisco	1:00
New England at Miami	1:00
New Orleans at Minnesota	12:00
Oakland at Seattle	1:00
Pittsburgh at Washington	1:00
Tampa Bay at Green Bay	12:00

## MONDAY, OCTOBER 18

Buffalo at New York Jets	9:00
--------------------------	------

## SUNDAY, OCTOBER 24

Cleveland at Pittsburgh	1:00
Dallas at Cincinnati	9:00
DETROIT at Buffalo	1:00
Green Bay at Minnesota	12:00
Miami at Baltimore	1:00
New Orleans at Los Angeles	1:00
New York Jets at Kansas City	12:00
Oakland at Denver	2:00
St. Louis at New England	1:00
San Diego at Seattle	1:00
San Francisco at Atlanta	1:00
Tampa Bay at Chicago	12:00
Washington at Houston	12:00

## MONDAY, OCTOBER 25

New York Giants at Philadelphia	9:00
---------------------------------	------

# 1982 NATIONAL FOOTBALL LEAGUE SCHEDULE

(continued)

(ALL TIMES LOCAL)

## SUNDAY, OCTOBER 31

Atlanta at New Orleans	12:00
Buffalo at Denver	2:00
Chicago at Green Bay	12:00
Dallas at New York Giants	4:00
Houston at Cleveland	1:00
Los Angeles at San Diego	1:00
Miami at Oakland	1:00
New England at New York Jets	1:00
Philadelphia at St. Louis	12:00
Pittsburgh at Cincinnati	1:00
San Francisco at Washington	1:00
Seattle at Kansas City	12:00
Tampa Bay at Baltimore	2:00

## MONDAY, NOVEMBER 1

DETROIT at Minnesota	8:00
----------------------	------

## SUNDAY, NOVEMBER 7

Atlanta at Chicago	12:00
Baltimore at New England	1:00
Denver at Seattle	1:00
DETROIT at Philadelphia	1:00
Green Bay at Tampa Bay	1:00
Houston at Pittsburgh	1:00
Kansas City at Oakland	1:00
Los Angeles at New Orleans	12:00
Minnesota at San Francisco	1:00
New York Giants at Cleveland	1:00
New York Jets at Buffalo	4:00
St. Louis at Dallas	12:00
Washington at Cincinnati	1:00

## MONDAY, NOVEMBER 8

San Diego at Miami	9:00
--------------------	------

## SUNDAY, NOVEMBER 14

Buffalo at New England	1:00
Chicago at Tampa Bay	1:00
Cincinnati at Houston	12:00
Cleveland at Miami	4:00
Dallas at San Francisco	1:00
Denver at Kansas City	12:00
Green Bay at DETROIT	1:00
Minnesota at Washington	1:00
New Orleans at San Diego	1:00
New York Giants at Los Angeles	1:00
New York Jets at Pittsburgh	1:00
Oakland at Baltimore	2:00
Seattle at St. Louis	12:00

## MONDAY, NOVEMBER 15

Philadelphia at Atlanta	9:00
-------------------------	------

## SUNDAY, NOVEMBER 21

Baltimore at New York Jets	1:00
Cincinnati at Philadelphia	1:00
DETROIT at Chicago	12:00
Kansas City at New Orleans	12:00
Los Angeles at Atlanta	1:00
Miami at Buffalo	1:00
Minnesota vs. Green Bay at Milw.	12:00
New England at Cleveland	1:00

Pittsburgh at Houston	12:00
San Francisco at St. Louis	3:00
Seattle at Denver	2:00
Tampa Bay at Dallas	12:00
Washington at New York Giants	4:00

## MONDAY, NOVEMBER 22

San Diego at Oakland	6:00
----------------------	------

## THURSDAY, NOVEMBER 25

Cleveland at Dallas	3:00
New York Giants at DETROIT	12:00

## SUNDAY, NOVEMBER 28

Baltimore at Buffalo	1:00
Chicago at Minnesota	12:00
Denver at San Diego	1:00
Green Bay at New York Jets	1:00
Houston at New England	1:00
Kansas City at Los Angeles	1:00
New Orleans at San Francisco	1:00
Oakland at Cincinnati	1:00
Philadelphia at Washington	1:00
Pittsburgh at Seattle	1:00
St. Louis at Atlanta	1:00

## MONDAY, NOVEMBER 29

Miami at Tampa Bay	9:00
--------------------	------

## THURSDAY, DECEMBER 2

San Francisco at Los Angeles	6:00
------------------------------	------

## SUNDAY, DECEMBER 5

Atlanta at Denver	2:00
Buffalo vs. Green Bay at Milw.	12:00
Cincinnati at Baltimore	2:00
Dallas at Washington	4:00
Houston at New York Giants	1:00
Kansas City at Pittsburgh	1:00
Minnesota at Miami	1:00
New England at Chicago	12:00
St. Louis at Philadelphia	1:00
San Diego at Cleveland	1:00
Seattle at Oakland	1:00
Tampa Bay at New Orleans	12:00

## MONDAY, DECEMBER 6

New York Jets at DETROIT	9:00
--------------------------	------

## SATURDAY, DECEMBER 11

Philadelphia at New York Giants	12:30
San Diego at San Francisco	1:00

## SUNDAY, DECEMBER 12

Baltimore at Minnesota	12:00
Chicago at Seattle	1:00
Cleveland at Cincinnati	1:00
Denver at Los Angeles	1:00
DETROIT at Green Bay	12:00
Miami at New England	1:00
New Orleans at Atlanta	4:00
Oakland at Kansas City	3:00
Pittsburgh at Buffalo	12:00
Tampa Bay at New York Jets	1:00

# 1982 FOOTBALL LEAGUE SCHEDULE

## (Sunday, December 12 continued)

Washington at St. Louis.....12:00

### MONDAY, DECEMBER 13

Dallas at Houston..... 8:00

### SATURDAY, DECEMBER 18

Los Angeles at Oakland..... 1:00  
New York Jets at Miami.....12:30

### SUNDAY, DECEMBER 19

Atlanta at San Francisco..... 6:00  
Buffalo at Tampa Bay..... 1:00  
Green Bay at Baltimore..... 2:00  
Houston at Philadelphia..... 1:00  
Kansas City at Denver..... 2:00  
Minnesota at DETROIT..... 1:00  
New England at Seattle..... 1:00  
New Orleans at Dallas..... 3:00  
New York Giants at Washington..... 1:00  
Pittsburgh at Cleveland..... 1:00  
St. Louis at Chicago.....12:00

### MONDAY, DECEMBER 20

Cincinnati at San Diego..... 6:00

### SUNDAY, DECEMBER 26

Baltimore at San Diego..... 1:00  
Chicago at Los Angeles..... 1:00  
Cleveland at Houston.....12:00  
Denver at Oakland..... 1:00

DETROIT at Tampa Bay..... 1:00  
Green Bay at Atlanta..... 1:00  
New England at Pittsburgh..... 1:00  
New York Giants at St. Louis.....12:00  
New York Jets at Minnesota.....12:00  
Philadelphia at Dallas..... 3:00  
San Francisco at Kansas City.....12:00  
Seattle at Cincinnati..... 1:00  
Washington at New Orleans.....12:00

### MONDAY, DECEMBER 27

Buffalo at Miami..... 9:00

### SUNDAY, JANUARY 2

AFC and NFC wild card playoffs

### SATURDAY, JANUARY 8

AFC and NFC divisional playoffs

### SUNDAY, JANUARY 9

AFC and NFC divisional playoffs

### SUNDAY, JANUARY 16

AFC and NFC championship games

### SUNDAY, JANUARY 30

Super Bowl XVII at Pasadena, Calif.

### SUNDAY, FEBRUARY 6

AFC-NFC Pro Bowl at Honolulu, Hawaii

## DETROIT LIONS HALL OF FAME

(LOCATED IN THE SILVERDOME PRESS BOX LOUNGE)

**Charter members** — Earl "Dutch" Clark, Alex Wojciechowicz, Dick "Night Train" Lane, Jack Christiansen, Bill Dudley, Bobby Layne, Joe Schmidt.

**Elected Nov. 1978** — Charlie Sanders.

**Elected July 1979** — Yale Lary.

**Elected Aug. 1979** — Buddy Parker, Les Bingaman, Ace Gutowsky, George Christiansen, Doak Walker, Gail Codgill, Bob Hoernschmeyer, Pat Harder, Alex Karras, Jimmy David.

**Elected Oct. 1980** — Lem Barney, Dick LeBeau, Wayne Walker, Nick Pietrosante, Lou Creekmur, Potsy Clark.

**Hall of Fame Board** — Herb Boldt, Bruno Kearns, George Puskas, Bob Reynolds.

# NFL TEAMS AND ADDRESSES

## NFC

**ATLANTA FALCONS**  
Suwanee Rd. at I-85  
Suwanee, GA 30174  
P.R.—Charlie Dayton  
(404) 588-1111

**CHICAGO BEARS**  
250 N. Washington Rd.  
Lake Forest, IL 60045  
P.R.—Pat McCaskey  
(312) 295-6600

**DALLAS COWBOYS**  
6116 No. Central Expy.  
Dallas, TX 75206  
P.R.—Doug Todd  
(214) 369-8000

**DETROIT LIONS**  
1200 Featherstone Rd.  
Pontiac, MI 48057  
P.R.—Don Kremer  
(313) 335-4131

**GREEN BAY PACKERS**  
1265 Lombardi Ave.  
Green Bay, WI 54303  
P.R.—Lee Rummel  
(414) 494-2351

**LOS ANGELES RAMS**  
2327 Lincoln Ave.  
Anaheim, CA 92801  
P.R.—Jerry Wilcox  
(714) 535-7267

**MINNESOTA VIKINGS**  
9520 Viking Dr.  
Eden Prairie, MN 55344  
P.R.—Merrill Swanson  
(612) 828-6500

**NEW ORLEANS SAINTS**  
1500 Poydras St.  
New Orleans, LA 70112  
P.R.—Greg Suit  
(504) 587-3034

**NEW YORK GIANTS**  
Giants Stadium  
E. Rutherford, NJ 07073  
P.R.—Ed Croke  
(201) 935-8111

**PHILADELPHIA EAGLES**  
Broad St. & Pattison Ave.  
Philadelphia, PA 19148  
P.R.—Jim Gallagher  
(215) 463-2500

**ST. LOUIS CARDINALS**  
200 Stadium Plaza  
St. Louis, MO 63102  
P.R.—Marty Igel  
(314) 421-0777

**SAN FRANCISCO 49ERS**  
711 Nevada St.  
Redwood City, CA 94061  
P.R.—George Hedderston  
(415) 365-3420

**TAMPA BAY BUCCANEERS**  
One Buccaneer Place  
Tampa, FL 33607  
P.R.—Bob Best  
(813) 870 2700

**WASHINGTON REDSKINS**  
P.O. Box 17247  
Dulles International Airport  
Washington, DC 20041  
P.R.—Joe Blair  
(703) 471-9100

## AFC

**BALTIMORE COLTS**  
P.O. Box 2000  
Owings Mills, MD 21117  
P.R.—Walt Gutowski  
(301) 356-9600

**BUFFALO BILLS**  
One Bills Drive  
Orchard Park, NY 14127  
P.R.—Budd Thalman  
(716) 648-1800

**CINCINNATI BENGALS**  
200 Riverfront Stadium  
Cincinnati, OH 45202  
P.R.—Al Heim  
(513) 621-3550

**CLEVELAND BROWNS**  
Cleveland Stadium  
Cleveland, OH 44114  
P.R.—Nate Wallace  
(216) 696-5555

**DENVER BRONCOS**  
5700 Logan St.  
Denver, CO 80216  
P.R.—Charlie Lee  
(303) 623-8778

**HOUSTON OILERS**  
P.O. Box 1516  
Houston, TX 77001  
P.R.—Bob Hyde  
(713) 797-9111

**KANSAS CITY CHIEFS**  
One Arrowhead Dr.  
Kansas City, MO 64129  
P.R.—Bob Sprenger  
(816) 924-9300

**MIAMI DOLPHINS**  
3550 Biscayne Blvd.  
Miami, FL 33137  
P.R.—Bob Kearney  
(305) 576-1000

**NEW ENGLAND PATRIOTS**  
Schaefer Stadium, Rt. 1  
Foxboro, MA 02035  
P.R.—Tom Hoffman  
(617) 543-7911

**NEW YORK JETS**  
598 Madison Ave.  
New York, NY 10022  
P.R.—Frank Ramos  
(212) 421-6600

**OAKLAND RAIDERS**  
7850 Edgewater Dr.  
Oakland, CA 94621  
P.R.—Bill Glazier  
(415) 562-5900

**PITTSBURGH STEELERS**  
300 Stadium Circle  
Pittsburgh, PA 15212  
P.R.—Joe Gordon  
(412) 323-1200

**SAN DIEGO CHARGERS**  
9449 Friars Rd.  
San Diego, CA 92120  
P.R.—Rick Smith  
(714) 280-2111

**SEATTLE SEAHAWKS**  
5305 Lake Washington Blvd.  
Kirkland, WA 98033  
P.R.—Don Andersen  
(206) 827-9777



## LIONS PRO BOWL PLAYERS

### ENDS

	YEARS
Baker, Al (3)	1978-79-80
Barr, Terry (2)	1964-65
Box, Cloyce (2)	1951-52
Cogdill, Gail (3)	1961, 63-64
Gibbons, Jim (3)	1961-62, 65
Hill, David (2)	1978-79
Sanders, Charlie (6)	1969-70-71-72, 75-77
Studstill, Pat (2)	1966-67

### TACKLES

Ane, Charlie (2)	1957, 59
Brown, Roger (5)	1963-64-65-66-67
Creekmur, Lou (8)	1951-58
English, Doug (2)	1978, 81
Freitas, Rocky (1)	1973
Karras, Alex (4)	1961-62-63, 66
McCord, Darris (1)	1958

### GUARDS

Gordy, John (3)	1964-65-66
Martin, Jim (1)	1962
McGraw, Thuman (1)	1951
Sewell, Harley (4)	1958-59-60, 63
Stanfel, Dick (1)	1954

### CENTERS

	YEARS
Bingaman, Les (2)	1952, 54
Flanagan, Ed (4)	1970-71-72, 74
Torgeson, LaVern (1)	1955

### QUARTERBACKS

Layne, Bobby (3)	1953-54, 57
Landry, Greg (1)	1972

### LINEBACKERS

Lucci, Mike (1)	1972
Naumoff, Paul (1)	1971
Schmidt, Joe (10)	1955-64
Walker, Wayne (3)	1964-65-66

### DEFENSIVE BACKS

Barney, Lem (6)	1968-69-70, 73-74, 76, 77
Christiansen, Jack (5)	1954-58
David, Jim (6)	1955-60
Doll, Don (3)	1951-52-53
Jauron, Dick (1)	1975
Lane, Dick (3)	1961-62-63
Lary, Yale (9)	1954, 1957-63, 1965
LeBeau, Dick (3)	1965-66-67
Smith, Bob (1)	1953
Stits, Bill (1)	1955

### OFFENSIVE BACKS

Farr, Mel (2)	1968, 1971
Harder, Pat (1)	1953
Hoernschemeyer, Bob (2)	1952-53
Owens, Steve (1)	1972
Pietrosante, Nick (2)	1961-62
Sims, Billy (2)	1980-81
Walker, Doak (5)	1951-52, 1954-56

### KICKERS

Murray, Ed (1)	1980
Skladany, Tom (1)	1981

## NOTES

# DETROIT LIONS 1982 SCHEDULE

## PRE-SEASON

Saturday, August 14	CLEVELAND BROWNS	7:00 p.m.
Saturday, August 21	OAKLAND RAIDERS	7:00 p.m.
Saturday, August 28	at Cincinnati Bengals	7:00 p.m.
Saturday, September 4	at Buffalo Bills	6:00 p.m.

## CHAMPIONSHIP SEASON

Sunday, September 12	CHICAGO BEARS	1:00 p.m.
Sunday, September 19	at Los Angeles Rams	4:00 p.m.
Sunday, September 26	TAMPA BAY BUCCANEERS	1:00 p.m.
Sunday, October 3	BALTIMORE COLTS	1:00 p.m.
Sunday, October 10	at Miami Dolphins	4:00 p.m.
Sunday, October 17	ATLANTA FALCONS	1:00 p.m.
Sunday, October 24	at Buffalo Bills	1:00 p.m.
Monday, November 1	at Minnesota Vikings	9:00 p.m.
Sunday, November 7	at Philadelphia Eagles	1:00 p.m.
Sunday, November 14	GREEN BAY PACKERS	1:00 p.m.
Sunday, November 21	at Chicago Bears	1:00 p.m.
Thursday, November 25	NEW YORK GIANTS	12:30 p.m.
Monday, December 6	NEW YORK JETS	9:00 p.m.
Sunday, December 12	at Green Bay Packers	1:00 p.m.
Sunday, December 19	MINNESOTA VIKINGS	1:00 p.m.
Sunday, December 26	at Tampa Bay Buccaneers	1:00 p.m.

Home games (at Pontiac Silverdome) in CAPS — All Eastern times



**WHEN YOUR GROUND GAME  
NEEDS A LIFT . . .  
GO TO THE AIR WITH DELTA.**

Delta Air Lines takes to the air each day with flights to cities all around the U.S. and abroad. In fact, Delta jets make 1500 take-offs every day or an average of one take-off each minute. That takes the teamwork of a lot of not-so-average people. The Delta Professionals.

Are we ready when you are? Are we ever. Fly Delta and see. For flight information, see your Travel Agent or call Delta. **DELTA**  
The airline run by professionals

**DELTA IS READY WHEN YOU ARE.®**