

# DETROIT LIONS



**1988  
MEDIA  
GUIDE**



# 1988 LIONS' SCHEDULE

## Preseason

DAY	DATE	OPPONENT	LOCAL TIME	DETROIT TIME
Saturday	August 6	at Cleveland	7:00 p.m.	
Thursday	August 11	SEATTLE	7:30 p.m.	
Saturday	August 20	at Cincinnati	7:30 p.m.	
Thursday	August 25	PHILADELPHIA	7:30 p.m.	

## Regular Season

DAY	DATE	OPPONENT	LOCAL TIME	DETROIT TIME
Sunday	September 4	ATLANTA	1:00 p.m.	
Sunday	September 11	at L.A. Rams	1:00 p.m.	4:00 p.m.
Sunday	September 18	NEW ORLEANS	1:00 p.m.	
Sunday	September 25	NEW YORK JETS	1:00 p.m.	
Sunday	October 2	at San Francisco	1:00 p.m.	4:00 p.m.
Sunday	October 9	CHICAGO	1:00 p.m.	
Sunday	October 16	at N.Y. Giants	1:00 p.m.	
Sunday	October 23	at Kansas City	Noon	1:00 p.m.
Sunday	October 30	N.Y. GIANTS	4:00 p.m.	
Sunday	November 6	at Minnesota	Noon	1:00 p.m.
Sunday	November 13	TAMPA BAY	1:00 p.m.	
Sunday	November 20	at Green Bay (Milwaukee)	Noon	1:00 p.m.
*Thursday	November 24	MINNESOTA	12:30 p.m.	
Sunday	December 4	GREEN BAY	1:00 p.m.	
Sunday	December 11	at Chicago	Noon	1:00 p.m.
Sunday	December 18	at Tampa Bay	1:00 p.m.	

\*Thanksgiving Day

## LIONS' MISCELLANY

Office Address .....	1200 Featherstone Road, Box 4200 Pontiac, MI 48057
Office Phone .....	313/335-4131
Home Field .....	Pontiac Silverdome (80,638)
Team Colors .....	Honolulu Blue & Silver
Team Song .....	"Gridiron Heroes" by Graham Overgard
Ticket Office Phone .....	313/335-4151
Ticket Prices .....	Upper and Lower Level - \$15.50; Reserved end zone seats at \$6 go on sale three weeks prior to each home game.



More publications available at:

[www.retroseasons.com/library/](http://www.retroseasons.com/library/)

## TABLE OF CONTENTS

Training Camp Information .....	1	'88 Important Dates .....	132
1988 Lions' Directory .....	2-3	'87 Best and Worst .....	133
Media Services Directory .....	4	Participation Chart .....	134-135
Lions' Staff .....	5-6	Player Transactions .....	136-138
Administration and Coaches .....	7-29	'87 Team Rankings .....	139-140
William C. Ford .....	8-9	The Records Section .....	141-185
Russ Thomas .....	10-11	Individual Records .....	142-148
Darryl Rogers .....	12-14	Did You Know? Department .....	148
Chuck Schmidt .....	15	Seasonal Leaders .....	149-150
Jerry Vainisi .....	15-16	Lions' Longest .....	151
Bob Baker .....	17	Lions' 100-Yard Days .....	152
Wayne Fontes .....	17-18	Team Records .....	153-155
Carl Battershell .....	18-19	Yearly Attendance .....	156
Lew Carpenter .....	19	Silverdome Records .....	156
Bill Muir .....	20	Lions' Pre-Season Info .....	157-159
Dick Modzelewski .....	20-21	Lions' Longevity Log .....	157
Mike Murphy .....	21	All-Time Results .....	160-166
Vic Rapp .....	22	Thanksgiving Game Results .....	166
Willie Shaw .....	22	Past Coaches and Summary .....	167
Don Doll .....	23	Overtime Results .....	168
Don Clemons .....	23	Post-Season Games .....	168
Kent Falb .....	24	Lions vs. the NFL .....	169-174
Dan Jaroszewich .....	24-25	Historical Dates .....	175
Joe Recknagel .....	25	All-Time NFL Standings .....	176-184
Mark Glenn .....	26	Lions vs. NFL Teams .....	185
Joe Bushofsky .....	26	Lions in Hall of Fame .....	185
Team Physicians .....	27-28	All-Time Roster .....	187-194
Scouting Staff .....	28-29	Lions' Draft Since 1980 .....	195-196
1988 Player Profiles .....	31-104	The Last Time .....	197
How '87 Lions Were Built .....	105	Pontiac Silverdome Info .....	198-199
1988 Lions' Team Rosters .....	106-107	Lions' Players' Playoff Stats .....	200
Lions' Team MVPs .....	108	Nearing Milestones in '88 .....	201
1988 Rookie Profiles .....	109-120	1988 NFL Schedule .....	202-204
Instant Replay Information .....	121	Lions in Michigan Hall of Fame .....	204
1987 Season In Review .....	123-140	A Brief Lions' History .....	205-206
'87 Statistics .....	124-126	1988 Travel Itinerary .....	207
'87 Season at a Glance .....	127-132	Lions' Radio Network .....	208

## 1988 LIONS' TRAINING CAMP DATA

The Lions enter their 14th year of training at Oakland University in Rochester, Mich., located less than three miles from the Pontiac Silverdome. The media workroom is located in East Vandenburg Hall on the Oakland University campus. To find the media room and the Lions' Public Relations staff members, go to Room 214 of East Vandenburg Hall. Other pertinent camp data:

**ADDRESS:** Detroit Lions  
1200 Featherstone  
Box 4200  
Pontiac, Mich. 48057  
Camp Switchboard: 313/370-2828  
Camp PR Number: 313/370-2820  
Lions' Switchboard: 313/335-4131

**REPORTING DATES:**  
July 16—Camp opens (rookies and various veterans report).  
July 21—Remaining veterans report.  
July 31-August 5—Lions train with New Orleans Saints in LaCrosse, Wisc.

**CUTDOWN DATES:**  
August 23—60 players  
August 29—47 players



# 1988 LIONS' DIRECTORY

## MANAGEMENT

Owner and President .....	William Clay Ford
Executive Vice President and General Manager .....	J. Russell Thomas
Head Coach and Director of Football Operations .....	Darryl Rogers
Secretary and Legal Counsel .....	Frederick C. Nash
Treasurer .....	William Clay Ford Jr.

## ADMINISTRATIVE STAFF

Vice President/Finance .....	Chuck Schmidt
Vice President/Player Personnel .....	Jerry Vainisi
Travel Coordinator/Accountant .....	Tom Lesnau
Ticket Manager .....	Fred Otto
Computer Coordinator .....	Jim Renouf
Consultant .....	Lyall Smith
Office Manager/Assistant Video Director .....	Otis Canty

## PUBLIC RELATIONS STAFF

Director of Public Relations .....	Bill Keenist
Assistant Director of Public Relations .....	Arthur Triche
Director of Communications .....	Tim Pendell
Secretary .....	Barbara Saliba

## COACHING STAFF

Offensive Coordinator and Quarterbacks .....	Bob Baker
Defensive Coordinator/Secondary .....	Wayne Fontes
Special Teams .....	Carl Battershell
Receivers .....	Lew Carpenter
Staff Administrative Assistant/Tight Ends .....	Don Doll
Offensive Line .....	Bill Muir
Inside Linebackers .....	Mike Murphy
Defensive Line .....	Dick Modzelewski
Running Backs .....	Vic Rapp
Outside Linebackers .....	Willie Shaw

## FOOTBALL OPERATIONS SUPPORT STAFF

Physical and Conditioning Coordinator .....	Don Clemons
Equipment Manager .....	Dan Jaroshewich
Assistant Equipment Manager .....	Mark Glenn
Video Director .....	Steve Hermans
Equipment Assistant .....	Gavin Johnson

## **MEDICAL STAFF**

Head Trainer .....	Kent Falb
Assistant Trainer .....	Joe Recknagel
Team Doctors .....	Keith Burch, M.D., David Collon, M.D.

## **PLAYER PERSONNEL/SCOUTING STAFF**

Director of Player Personnel .....	Joe Bushofsky
Pro Scouting .....	Ron Hughes
Area Scout .....	Dirk Dierking
Area Scout .....	Scott McEwen
Area Scout .....	Jim Owens
Area Scout .....	John Trump
Special Assignments Scout .....	Jerry Neri
Part-time Scout .....	Allen Hughes

## **OFFICE STAFF**

Secretary, Mr. Ford .....	Claire Mittendorf
Secretary, Mr. Thomas .....	Eileen Pangrazzi
Secretary, Mr. Rogers and Coaches .....	Barbara Mouthaan
Secretaries, Player Personnel .....	Marylee Jensen Helen Misener
Secretary, Mr. Otto .....	Lisa Sabo
Secretaries, Ticket Office .....	Vera Lum Liz Sorles
Ticket Office Assistant .....	Mark Graham
Secretary, Accounting .....	Laura Douglas
Maintenance .....	Calvin Carter

## **SUPPORT STAFF (DAY OF GAME)**

Entertainment Director .....	Harold Arnoldi
Field Activities .....	Arndt Trygstad Bob James John Oddo Ted Smith Dan Trygstad
Photographer .....	Tom Albert
Press Box Chief .....	Dan Walton
Public Address Announcer .....	Dan Hunter
Statistics Crew Chief .....	Bob Filiatrault
Team Chaplain .....	Dave Wilson

# MEDIA SERVICES DIRECTORY

## SILVERDOME PRESS BOX

The working area for writers, broadcasters and overhead photographers is located on the Club Level between the south and west corners of the stadium. The facility can accommodate over 150 media representatives in the upper press area and contains 15 booths in the lower area for radio, television, photographers, public address and scoreboard operations.

## CREDENTIALS

All applications must be made through **Bill Keenist**, the Lions' Director of Public Relations. Credentials are available to working members of the media only. Advance notification of requests is appreciated. Season credentials will be issued to appropriate outlets. ***Since no Press Will Call window is available due to the need for a parking pass to gain press lot access, most credentials and parking passes are mailed.*** Please allow AT LEAST three days for mail delivery. Credentials can be left at a local hotel for pickup on game day. That hotel is the Northfield Hilton, which is located eight miles south of the Silverdome off I-75 at the Crooks Road exit. The Northfield Hilton front desk is used as a credential pickup point when requests are made too late to guarantee mail delivery.

## PARKING

A parking pass is required to enter the press parking area, located on the southwest side of the Silverdome. Enter Gate 1 from Opdyke Road and proceed to the press parking area adjacent to the Press Box. Press parking is not automatically issued to every credentialed member of the media covering the game because of an insufficient number of parking passes and spaces.

## SERVICES

Statistical information is distributed before, during and after the game. Spotters and statisticians are available to radio and TV crews upon advance request. Food and beverages for the working media are available in the Press Lounge. Your game credential entitles you to the buffet meal that is served prior to the game. ***The Lions' Public Relations staff is here to help. If you need assistance, don't hesitate to ask any of the PR persons shown below.***



Bill Keenist



Tim Pendell



Arthur Triche



Barbara Saliba

# LIONS' STAFF



**TOM LESNAU**  
Travel Coordinator/  
Accountant



**FRED OTTO**  
Ticket Manager



**OTIS CANTY**  
Office Manager/  
Assistant Video Director



**STEVE HERMANS**  
Video Director



**JIM RENOUF**  
Computer Coordinator



**MARK GRAHAM**  
Ticket Office Assistant



**CLAIRE MITTENDORF**  
Secretary, Mr. Ford



**EILEEN PANGRAZZI**  
Secretary, Mr. Thomas



**LAURA DOUGLAS**  
Secretary, Accounting



**BARBARA MOUTHAAAN**  
Secretary,  
Mr. Rogers and Coaches



**MARYLEE JENSEN**  
Secretary,  
Player Personnel



**HELEN MISENER**  
Secretary,  
Player Personnel

## LIONS' STAFF



**LISA SABO**  
Secretary,  
Mr. Otto



**LIZ SORLES**  
Secretary, Ticket Office



**VERA LUM**  
Secretary, Ticket Office



**CALVIN CARTER**  
Maintenance



**TOM ALBERT**  
Photographer







William C. Ford



Russ Thomas



Darryl Rogers



## **WILLIAM CLAY FORD**

### **Owner and President**

Undoubtedly the Detroit Lions' biggest fan, owner William Clay Ford's passion for his football team can be traced to his childhood, when his father, Edsel Ford, took him to the University of Detroit Stadium to see the first Lions' team play in their maiden season in the Motor City in 1934. Bill Ford to his friends and business associates, he became a club director in 1956 and was asked by then-Lions' President Edwin J. (Andy) Anderson to become Lions' President in 1961.

In November of 1963 Mr. Ford purchased the team outright for \$4.5 million. He officially took over the club Jan. 10, 1964, with Mr. Anderson

as General Manager and J. Russell (Russ) Thomas as Director of Player Personnel. Mr. Thomas succeeded Mr. Anderson as Vice-President and General Manager prior to the 1967 season.

The 1988 season will mark Mr. Ford's 25th as sole owner of the Lions. During his ownership, Mr. Ford has provided the team with stability, integrity and honest leadership — characteristics that seem atypical in today's modern era of sports, where ownership changes and franchise movements have become annual occurrences.

The 24 seasons the Lions have played under Bill Ford's ownership have had their high moments. The 1969 through '75 teams all finished in second place in the NFC Central Division, with a high-water win-loss mark of 10-4 in '70. The '80 and '81 teams also finished in second place, and the 1983 club captured the NFC Central Division championship. A win in playoff competition has eluded Ford's Lions, however, and just ten seasons have been .500 or better. "We want a year-in, year-out contending team, one that has the capability of going to the Super Bowl every season," says Mr. Ford. "It has been a long wait for all of us to see the Lions return as one of pro football's best teams, and there must continue to be the common goal throughout the organization that a winning football team is all that matters."

Of course Mr. Ford's other passion in life is the automobile industry, he being a grandson of inventor and auto pioneer Henry Ford, founder of the Ford Motor Company.

He is Vice-Chairman of the Board of Ford Motor Company, and Chairman of the Finance Committee, the Executive Committee and the Design Committee.

Mr. Ford also is one of four members of the company's Office of the Chief Executive who share in the responsibilities for general management of the auto company. He has been a member of the Ford Board of Directors since 1948.

Automobile design long has been a source of great pride to Mr. Ford. On his way to his present vice chairmanship of the company, he gained special satisfaction as the executive in charge of the design, development and subsequent introduction of the Continental Mark II, the successor to the classic Lincoln Continental that had been developed and introduced by his father Edsel in 1939.

The youngest of Edsel Ford's four children, William Clay Ford was born March 14, 1925. He graduated from Yale with a Bachelor of Science degree in economics following a tour of duty with the U.S. Naval Air Corps. He then joined Ford's sales and advertising staff and later served on the industrial relations staff where he was a member of the committee that negotiated the historic 1949 contract with the UAW-CIO.

He enrolled at Yale following his military discharge and eventually captained both the tennis and soccer teams at the Ivy League School. He was a nationally-ranked tennis player until two Achilles tendon surgeries regulated him to the sidelines. Mr. Ford's athletic participation today includes some tennis, although he prefers golf, a game in which he became nearly a scratch performer.

A major change in Lions' history occurred under Mr. Ford's guidance when he moved the team in 1975 from the downtown-located Tiger Stadium to metropolitan Pontiac and the sparkling, 80,000-plus seat Pontiac Silverdome. In '80, the Lions' Silverdome paid attendance of 634,204 fans was the highest single-season (eight games) paid attendance figure in NFL history, a record that still stands. He then led the spirited effort that brought Super Bowl XVI to the Silverdome in January of 1982. It was an event that united many factions throughout the state of Michigan.



**William Clay Ford Jr.  
Treasurer**

Mr. Ford also is the Chairman of the Board of the Edison Institute, which operates Greenfield Village and the Henry Ford Museum in Dearborn; is a trustee of the Eisenhower Medical Center; and serves as a director or a trustee for the Boys' Club of America, the National Tennis Hall of Fame, the Automotive Hall of Fame, the United Foundation of Detroit, and the Economic Club of Detroit.

Included among his more recent appointments have been his naming as a trustee for the Michigan Heart Association and to the Ronald Reagan Presidential Foundation. He received an honorary doctor of science degree from the Art Center College of Design in Pasadena, Calif., in 1981.

He is married to the former Martha Firestone of Akron, Ohio, and they are the parents of three daughters — Martha, Sheila and Elizabeth — and a son, Bill Jr., who serves the Lions as club treasurer.





## **RUSS THOMAS**

### **Executive Vice President and General Manager**

One of the most respected and dedicated executives in the National Football League, the Lions' Russ Thomas enters his 42nd year of service with the Detroit Lions. Easily one of the most qualified general managers in the National Football League, Thomas has literally "done it all" for the Lions.

Russ has been a player, an assistant coach, a scout, the director of player personnel and he even served as a broadcaster for the Lions when he teamed with the legendary Van Patrick on the Lions' telecasts during the early 1960s. With that resume, it's easy to see why there's

no one better prepared or more experienced than Russ to lead the Lions.

Always looking for ways to improve his team and organization, Thomas' leadership was never more evident than it was during the past year.

For starters, when Thomas hired former Chicago Bears' General Manager Jerry Vainisi in March of 1987, he laid the groundwork for a much-needed change in the Lions' player personnel department. Since 1978, the Lions' head coach had been in charge of all player procurement, including the college draft. Thomas felt the demands of coaching were far too great to add the additional responsibilities of player personnel.

So after the 1987 season, Vainisi was promoted to Vice-President for Player Personnel and most experts agree the 1988 draft — under the new alignment put in place by Thomas — was one of the Lions' best in recent memory.

Thomas also instituted a unique off-season program involving everyone in the Lions' organization from secretaries to assistant coaches to quarterbacks.

Realizing the external pressures and demands of our society, Thomas established this unprecedented "continuing education" program in order to help Lions' employees and players.

With the aid of team physician, Dr. Keith Burch and professionals from Henry Ford Hospital, the weekly seminars covered a wide range of contemporary issues such as: stress management, family counseling, power of the mind, performance enhancement, alcohol and drug abuse, AIDS, proper diet, and relaxation techniques.

The program was hailed throughout the NFL and other teams are considering implementing similar programs.



Russ Thomas first came to the Detroit Lions 42 years ago as a heralded player out of Ohio State University. His long affiliation with the Lions began with the 1946 NFL draft as the Buckeyes' two-way tackle was tabbed early in the selections that year by Detroit. He became an instant pro success by being named All-Pro his rookie season before advancing to the stature of team captain in 1949. His playing career, however, ended that season when a knee injury forced Russ into a premature retirement.

The injury eventually led to new challenges for Russ off the field. He left the Lions for two years, 1950-51, to work for Coach Joe Bach at St. Bonaventure University. Once football season ended each year, Thomas returned to Detroit to work in private business. It was during one of those off-seasons that Russ was contacted by Lions' Coach Buddy Parker to rejoin the club as an assistant coach. Russ did so in 1952 and he has remained with the Lions ever since.

While hired in '52 primarily as an assistant coach, Russ also joined the Lions as

the club's primary college scout and also as the person in the organization responsible for scouting each week's pro opponent. Thus, long before the advent of film exchanges and computers, it was Thomas' scouting reports that helped bring Detroit NFL titles in 1952, '53 and '57.

For his efforts, Russ was promoted up the front office ladder, taking over as director of player personnel following William Clay Ford's outright purchase of the club in early 1964. In addition to utilizing Russ' talents at recognizing college talent and heading up the team's college draft each year, Russ also became the club's chief contract negotiator, a task he turned over this past off-season to the Lions' new vice-president for finance, Chuck Schmidt, who also has served as the Lions' as controller for nine years.

Thomas' rise to the top of Lions' management hit high gear in 1967 when he was named Vice President and General Manager, handling the day-to-day operations of the organization. He was appointed Executive Vice President and General Manager in 1972. Among his many off-the-field contributions was playing a key role in the approval and construction of the Pontiac Silverdome. Russ led the effort to bring Super Bowl XVI (1982) to the Lions' home, the first and only time the NFL's championship game as been ventured to a northern climate.

*"I've always found Russ to be courteous, resourceful and honest in all of his dealings, not only with his peers, but with everyone he comes in contact with," says George Young, the general manager of the Super Bowl XXI Champion New York Giants. "He's also been very willing to assist those who have sought his highly-regarded opinions and outstanding experience. He truly is a respected leader in our profession."*

A native of Griffithsville, W. Va., Russ was such an outstanding schoolboy football prospect as a lineman that he was wooed to Charleston, W. Va., to play high school football. While in high school he also excelled as the state champion in the discus and the shot put, setting state records in both events. Considered the most sought-after schoolboy athlete in West Virginia, Thomas was honored for his athletic and professional accomplishments in 1983 when he was voted into the West Virginia State Hall of Fame.

He was recruited to Ohio State by legendary Paul Brown, and he played one season for Coach Brown before Paul moved on the old All-American Football Conference and started the Cleveland Browns. Russ was All-Big Ten and All-America in football at OSU and was a key member of the Buckeyes' 1944 national championship team. As a collegian, he lettered three years in football, twice in track and once in wrestling.

Today, Russ and his wife Dorothy live in Birmingham, a suburb located north of Detroit. They are the parents of two grown sons, John and Jim, and they have one granddaughter.



**Lions' GM Russ Thomas, an Ohio State alumnus, is joined by two 1988 Lions' draft picks — William White and Chris Spielman, both of whom played their college ball at Ohio State.**





## DARRYL ROGERS

### Head Coach and Director of Football Operations

The transition appears to be complete.

It's taken some time, but from all indications Darryl Rogers finally has "his" football team in place. And that's why the Detroit Lions' head coach and his staff share in the cautious optimism that surround the 1988 Lions.

"We have undergone a lot of changes in the past few years," Rogers said. "And I feel the majority of the changes we've made have been positive ones."

"We made a quarterback (Chuck Long) our No. 1 draft pick in 1986 and lived up to our

commitment last season by allowing him to take every offensive snap.

"We have become a much younger football team by building through the draft," Rogers continued. "When you allow your young players the time to develop there are going to be some growing pains and that was evident in 1987. But the end result should be much more positive. I feel we will start to see our patience pay off in 1988."

The evolution of the Lions since Rogers became head coach on Feb. 6, 1985 has been nothing short of remarkable. Only three players — fullback James Jones, and cornerbacks Bobby Watkins and Bruce McNorton — are projected to start in 1988 at the same positions they finished the 1984 season.

Further exemplifying the overhaul that has taken place can be found in this statistic: Of the 45 players on the final 1984 roster — the year before Rogers took over — 34 are no longer with the Lions.

While rebuilding the Lions, Rogers has not ignored the common denominator of recent NFL championship teams — that being defense wins championships. The first six draft picks in 1987 were defensive players, including all-rookie standouts LB Dennis Gibson and NT Jerry Ball. And this past spring the Lions used their first two picks to select two of the premier collegiate defensive football players in safety Bennie Blades and linebacker Chris Spielman.

"When you look at championship-caliber football teams, more often than not you will see two characteristics — a strong defense and excellent leadership from the quarterback position," Rogers said. "We feel Chuck Long is going to be a fine NFL quarterback for us for years to come. He is just going to get better and better. And don't forget we have Eric Hipple back with us (after missing all of 1987 with an injury). Eric is a proven NFL quarterback and we can win with him."

"And defense, of course, is crucial," Rogers continued. "That's why we've placed such a heavy emphasis on defense the past two drafts."

"I'm optimistic. Our coaching staff is optimistic and our players are optimistic," Rogers continued. "No one is really giving us much of a shot this season and that's fine with us. But we know we can be a very competitive football team. We are anxious to find out just how good we can be."



Rogers' tenure with the Lions can be likened to the proverbial roller coaster ride. In his first season (1985) he revitalized and enthused a veteran Lions' club and guided it to a 7-9 record. In fact, the Lions were in playoff competition until the next-to-last weekend of the '85 season. Despite an onslaught of injuries (13 starters missed

a total of 91 games that season), Rogers and his coaching staff patchworked Detroit through a campaign that included unprecedented back-to-back home victories over the Super Bowl XIX participants (49ers and Dolphins) and wins over two other 1985 playoff-bound teams (Jets and Cowboys).

His sophomore season (1986) saw marked improvement throughout the team, despite its 5-11 record. In four of the Lions' losses that season, the Lions' offense scored more points than the opposition's offense, but the difference in those games came via turnovers and special teams mistakes with the Lions yielding an interception return for a TD (in a 14-10 loss at L.A. Rams), a fumble return for a TD (13-7 loss at Chicago), a punt return for a TD (24-21 loss at Cleveland), and a blocked punt that resulted in a TD and a punt return for a TD (44-40 loss to Green Bay).

As frustrating as 1986 may have been, 1987 had to be the ultimate acid test. As Rogers has stated, last season "was like three seasons in one, a really strange situation.

"Last year was difficult for everyone associated with our football team," Rogers said. "We went through so many different phases — the preseason, the strike, the replacement games, the return of the regular players. It was very difficult, with such a young team, and especially a young quarterback, to sustain any continuity.

"But I am optimistic and confident we all learned from last year's experience and we will be much better for it."

The Lions did finish the 1987 season with two wins in their final three games, marking the first time since the championship season of 1983 the Lions won a game in the month of December.

• • • • •

The 1988 season will represent the 24th consecutive year Rogers has been a team's grid boss. In 20 years as a college head coach, his teams compiled a combined 129-84-7 win-loss record starting in 1965 when he became the first-ever head coach at Hayward State College in Hayward, California.

Following just one year at Hayward, he was named head coach at his alma mater, Fresno State, in 1966, then moved to San Jose State in 1973. The head coaching trail later took him to Michigan State in 1976 and to Arizona State in 1980.

Rogers' coaching talents hit the national spotlight most prominently during his final two college coaching stops. Following a 4-6-1 first year at Michigan State, the Spartans jumped to 7-3-1 in 1977 despite a sanction-saddled situation, and Rogers was named the Big Ten Coach-of-the-Year.

Even better things came in '78 when MSU finished 8-3 and earned a Big Ten co-title with Michigan. The Spartans also defeated the Wolverines in Ann Arbor, 24-15, to become the first team other than Michigan or Ohio State to win a Big Ten crown in 11 years.

Along the way, Rogers' teams began rewriting offensive record books. The '78 Spartans averaged 523 yards per game and 41 points per contest, startling the previously ground-oriented conference. Both figures were MSU and Big Ten marks at the time. Rogers' offensive style was a harbinger of things to come in the Big Ten as many conference teams since have switched to more wide-open, pass oriented offenses.

The 1978 season brought the Spartans a No. 12 national ranking and Rogers was named national Coach-of-the-Year by The Sporting News.

He jumped from the frying pan into the fire in 1980 when he agreed to assume the reins of the controversy-marred Arizona State program that soon became probation sentenced.

Undaunted by the factionalism that surrounded the dismissal of popular, long-time head coach Frank Kush, Rogers immediately took the Sun Devils to consecutive 7-4, 9-2 and 10-2 records with decidedly different teams. His 1981 club produced 35.8 points and 498.7 yards per game and the team's total yardage output of 5,486 yards led the nation while also setting a new Pac-10 Conference standard.

continued

# Rogers continued

Darryl's '82 Sun Devil team then turned to defense to win ten games with the nation's stingiest unit — allowing just 228.9 yards per game. It was the first time a Pac-10 team had led the nation in defense.

Rogers, who turned 53 on May 28, is a native Californian from Los Angeles who grew up in Long Beach, where he attended Jordan High School before enrolling at Fresno State. An all-league receiver in high school and junior college, Darryl played at Fresno State while participating in a work-scholarship program, holding down a warehouse job.

His college roommate was current Nevada-Las Vegas basketball coach Jerry Tarkanian. He was the No. 2 ranked small college pass receiver in the nation as a junior with 33 receptions. During summers while in college Darryl worked in the recreation department in Long Beach and once gave a seven-year old named Billie Jean Moffitt (King) a tennis lesson. Following college he served two years in the U.S. Marine Corps before having a brief stint with the Los Angeles Rams during training camp in 1959.

An avid golfer with about a six handicap, Rogers hit the big time this past June when he won the prestigious Crosby Open. Rogers and his partner, Lovic Brooks, had a net score of 32 under par for the three-round tournament to win the \$100,000 charity first prize. Rogers will donate his \$50,000 share to a yet-to-be-determined charity. He holds a bachelor's and master's degrees in physical education from Fresno State. He and his wife Marsha have three daughters — Jamie, Keely and Stacy.

## ROGERS' CAREER HEAD COACHING RECORD

1965 Hayward State . . . . .	3-7-0	.300	1975 San Jose State . . . . .	9-2-0	.818
1966 Fresno State . . . . .	7-3-0	.700	1976 Michigan State . . . . .	4-6-1	.409
1967 Fresno State . . . . .	3-8-0	.273	1977 Michigan State . . . . .	7-3-1	.682
1968 Fresno State . . . . .	7-4-0	.636	1978 Michigan State . . . . .	8-3-0	.727
1969 Fresno State . . . . .	6-4-0	.600	1979 Michigan State . . . . .	5-6-0	.455
1970 Fresno State . . . . .	8-4-0	.667	1980 Arizona State . . . . .	7-4-0	.636
1971 Fresno State . . . . .	6-5-0	.545	1981 Arizona State . . . . .	9-2-0	.818
1972 Fresno State . . . . .	6-4-1	.591	1982 Arizona State . . . . .	10-2-0	.833
1973 San Jose State . . . . .	5-4-2	.545	1983 Arizona State . . . . .	6-4-1	.591
1974 San Jose State . . . . .	8-3-1	.708	1984 Arizona State . . . . .	5-6-0	.455

COLLEGE OVERALL (20 Years) 129-84-7 .603

1985 Detroit Lions . . . . .	7- 9-0	.438
1986 Detroit Lions . . . . .	5-11-0	.310
1987 Detroit Lions . . . . .	4-11-0	.267

PRO OVERALL (3 Years) 16-31-0 .340

## **CHUCK SCHMIDT**

### **Vice-President/Finance**



One of the National Football League's rising young executives, Chuck Schmidt enters his first season as the club's newly appointed Vice-President for Finance.

In his new capacity, Schmidt will oversee all contract signings and is charged with the crucial, yet often thankless task of signing the Lions' draft choices.

Schmidt, 40, has been with the Lions since 1976 when he joined the club as a CPA. He soon thereafter was promoted to the team's controller.

A Detroit native, Schmidt was a standout athlete at Detroit's Lutheran East High School. He received numerous athletic scholarship offers before accepting a scholarship from the University of Michigan where he earned his undergraduate degree in business. While at Michigan, Schmidt was a three-year letterman at shortstop for the Wolverine baseball team.

He then earned a graduate degree in finance from Detroit's Wayne State University, before joining the accounting firm of Ernst and Whinney, where for five years he worked as a tax specialist.

For the last 11 years Schmidt has assisted Lions' General Manager and Executive Vice-President Russ Thomas in contract negotiations and with the day-to-day operations of the club. In 1987, with Schmidt spearheading the contract signing of the Lions' draft picks, the Lions were the only team in the NFL to have all its draft picks signed prior to the opening of training camp.

Schmidt also has been the Lions' liaison with the NFL regarding financial, pension and other league concerns, and along with Thomas, represents the Lions at League meetings. Schmidt, and his wife Sharon, have three children and reside in Rochester Hills, Mich.

## **JERRY VAINISI**

### **Vice-President/Player Personnel**



The newest member of the Lions' management team, Jerry Vainisi serves as the club's Vice-President for Player Personnel. He oversees all areas of player personnel, including the draft, trades, and other player acquisition matters.

The former general manager of the Chicago Bears, Vainisi joined the Lions in March of 1987 as the team's legal counsel. He was promoted after the 1987 season to his present position and was instrumental in Lions' widely-acclaimed 1988 draft.

Vainisi is a veteran NFL executive. He joined the Chicago Bears in 1972 as controller and In-House Counsel. In subsequent years, he also served as the Bears' treasurer, corporate assistant secretary and as a member of the Bears' Board of Directors.

In 1983 George Halas Sr. named Vainisi the Bears Vice-President and General Manager and three seasons later, Chicago ruled the football world when it won Super Bowl XX.

During his four years as Bears' G.M., the club compiled a regular-season record of 47-17, while capturing three consecutive NFC Central Division Championships.

**continued**

Chicago's playoff record during this period was 4-2. Vainisi left the Bears' organization after the 1986 season.

The Chicago native is a graduate of Georgetown University and Chicago's Kent College of Law. After completing his education, Vainisi worked briefly as a radio sports announcer in Monmouth, Ill., before joining the accounting firm of Arthur Anderson Company in 1966. Vainisi, who will turn 47 this October, and his wife Doris have five children and reside in Bloomfield Hills, Mich.



**1987  
Sideline Scenes  
with the Lions**



## THE COACHING STAFF



### **BOB BAKER**

**Offensive Coordinator**  
**4th Year with Lions**  
**6th Year in the NFL**

A 23-year veteran of professional and collegiate coaching, Bob Baker joined the Lions with Darryl Rogers prior to the 1985 season as offensive coordinator and tutor of the team's quarterbacks.

Before coming to Detroit, Baker spent two seasons (1983-84) as quarterback coach of the Los Angeles Rams, going to the Rams from Rogers' coaching staff at Arizona State. Both Rams' teams earned playoff berths during Baker's stint in Los Angeles. The '84 team won 10 games, including nine under untested quarterback Jeff Kemp, who developed greatly under Baker.

Baker also coached professionally in the Canadian Football League, serving three years as the head coach of the Canadian Football League's Calgary Stampeders (1974-76).

During his tenure at Arizona State (1980-82), the Sun Devils led the NCAA in total offensive yards in '81 with 5,486 yards.

A 1951 graduate of Ball State (Ind.), Baker coached at four different Indiana high schools — Muncie, Royerton, Ft. Wayne Southside and Anderson Madison Heights — before becoming a college assistant coach.

His coaching stops along the college level included stints as an assistant at Indiana (1966-73), Michigan State (1977-79, his first tour with Rogers), and Arizona State. He coached in the '68 Rose Bowl with the Indiana Hoosiers of then-head coach John Pont.

Baker, 61, was born in Lima, Ohio, and was reared in Bluffton, Ind. He and wife Alyce have four daughters — Lisa, Rebecca, Sue and Debbie — and live in Rochester Hills, Mich.



### **WAYNE FONTES**

**Defensive Coordinator/Secondary**  
**4th Year with Lions**  
**13th Year in the NFL**

Now in his fourth season with the Lions, Wayne Fontes begins the 1988 season with added responsibilities in addition to his duties as defensive coordinator. He also takes over as secondary coach in a realignment of the defensive staff.

**continued**

Following a nine-year tenure with the Tampa Bay Buccaneers that saw him rise through the Bucs' coaching staff to become the No. 1 assistant on John McKay's staff, Fontes left the Bucs to become the Lions' defensive coordinator in the spring of 1985.

The Lions' defense made great strides under Fontes and his new 3-4 defensive alignment during the 1985 '86 seasons, but injuries to several key performers last year set back the progress of the defense.

A former AFL defensive back with the New York Jets, Fontes advanced from secondary coach to defensive coordinator to assistant head coach of the Buccaneers during his years at Tampa. He was first named the team's defensive coordinator in 1982 when Tom Bass left the club for a similar position in San Diego. Under Fontes that year, the Bucs led the NFC in defense.

The Canton, Ohio native was a two-sport star (football and baseball) at Michigan State, where he earned All-Big 10 honors at defensive back. He was selected to play in the North-South and Senior Bowl All-Star games in 1962 before being drafted by the Jets, where he started in the defensive backfield in 1963-64, but had his playing career cut short by a broken leg. Entering 1988, Fontes still held the Jets' record for the longest interception return, and 83-yarder against Houston (12-15-63).

His first coaching job was directing the freshman team at Michigan State in 1965 while he was working on his master's degree in administration. He coached at Visitation High School in Bay City, Mich., in 1966-67, winning the Michigan Class B state championship in '67 with a team that went 10-0, before serving as defensive backfield coach at three universities — Dayton ('68), Iowa (1969-71), and Southern California (1972-75). It was at the latter stop Fontes began a 13-year association with McKay, moving on to the expansion Bucs with McKay in '76.

Fontes, whose brother Len is the defensive backfield coach of the New York Giants, lives with his wife Evelyn in Rochester Hills, Mich., and they have three children — Mike, Scott and Kim. Fontes, 48, was born Feb. 2, 1940.



## **CARL BATTERSHELL**

**Special Teams**

**4th Year with Lions**

**4th Year in the NFL**

The architect of one of the league's top special teams' units, Carl Battershell enters his fourth season of pro football in 1988.

In an unofficial ranking of NFL special teams, the Lions had the second-best unit in the league in '87 behind the New Orleans Saints. The rankings rated each phase of a particular team's kicking game (punt coverage, net and gross punting, punts had blocked, ratio of inside 20/touchback punts, punt returns, opponent's gross and net punting, blocked punts, kickoff returns, kickoff coverage, PAT percentage, field goal percentage, field goal defense percentage, special team TDs, and TDs given up by the special teams). The 1987 Lions' special teams unit easily was one of the most improved in the NFL. Under the same ranking system in the 1986, the Lions' teams were ranked 24th in the league.

Also in 1986, Detroit's special teams gave up three touchdowns (two punt returns and one blocked punt), while in '87 the Lions' special teams did not allow an opponent's TD.

Battershell attended Bowling Green State University, where he was an All-Mid-American Conference offensive tackle. The 39-year-old Battershell (11-5-48) coached offensive linemen and special teams during a collegiate coaching career that included stops at Bowling Green (1973-76), Syracuse (1977-79), West Virginia (1980-82), and Arizona State (with Darryl Rogers, 1983-84).

He and his wife Susan live in nearby Rochester. They have four children — Scott, Christopher, Jason and Lisette.



## **LEW CARPENTER**

**Receivers**

**2nd Year with Lions**

**25th Year in the NFL**

Lew Carpenter begins his 25th year of coaching in the NFL and his second with the Lions as receivers coach. The 56-year-old Carpenter is a former ('53) eighth-round draft choice of the Lions at running back and he spent three seasons with the team (1953-55). He led Detroit in rushing in '54 and '55, gaining 476 yards in '54 and 543 in '55. The first time he touched the ball in a pro game as a Lions' rookie, Carpenter returned a punt 73 yards for a touchdown.

He was traded to the Cleveland Browns and later to the Green Bay Packers, where he culminated his career on two World Championship teams under Vince Lombardi ('61 and '62). Carpenter played five positions as a pro — split end, flanker, tight end, fullback and halfback.

He began his coaching career with Minnesota in 1965, and also has worked for Atlanta, Washington, St. Louis, Houston and Green Bay. As the Packers' receivers coach from 1975-85, Carpenter developed three Pro Bowl receivers, all in the same year ('83) — James Lofton, John Jefferson and Paul Coffman — a feat that has never been duplicated in the NFL.

In 1980, five Packers caught 40 or more passes and in '83 four players caught 50 or more passes.

His coaching expertise was evident in his first season as a Lions' tutor. Wide receiver Pete Mandley, who never had even started a game prior to 1987 had an exceptional campaign during the strike-shortened season. Mandley's seven TD receptions were the most by Lion since 1968 and his team-leading 58 was the sixth-highest in club history. A native of West Memphis, Ark., Carpenter and his wife Ann have four daughters — Cheryl, Cathy, Lisa and Rebecca. Lew makes his home in Lake Orion, Mich.



## **BILL MUIR**

**Offensive Line  
4th Year with Lions  
11th Year in the NFL**

One of the strong points for the Lions entering for the 1988 season is the offensive line, which has been molded by line coach Bill Muir into one of the league's top units. Last year the Lions' line yielded only 17 sacks during the 12 regular-squad games.

Muir, a native of Pittsburgh, became the offensive line coach of the Lions in '85 following a football career that dates back 18 years to the Continental Football League and includes nine years of coaching as an assistant at five different colleges.

The 45-year-old Muir (10-25-42) spent three seasons (1982-84) with New England as the offensive line coach prior to joining the Lions. During Muir's first two seasons with New England, the Patriots' offense had the best team rushing total (3,592 yards) in the NFL. In each of his three seasons at New England, he had at least one offensive lineman make the Pro Bowl. Prior to that, he was with Tampa Bay for four years (1978-81), first as a scout, and the last three years as Director of Pro Personnel.

Before entering the NFL, Muir was an assistant coach at Susquehanna (1965), Delaware Valley (1966-67), Rhode Island (1970-71), Idaho State (1972-73) and at Southern Methodist (1976-77). He also coached in the Continental Football League with the Orlando Panthers (1968-69) as offensive coordinator and in the World Football League with the Houston-Shreveport franchise (1974-75), in the same capacity.

Muir played three years (as a tackle) at Susquehanna, a small Pennsylvania college, making all-conference his final two seasons. He and his wife Barbara and their two children, Keelan and Brady, live in Rochester Hills, Mich.



## **DICK MODZELEWSKI**

**Defensive Line  
1st Year with Lions  
21st Year in the NFL**

One of the NFL's most highly-respected defensive coaches, Dick Modzelewski became Detroit's new defensive line coach after Rex Norris resigned to accept a similar coaching position at the University of Florida.

Modzelewski, 57, will enter his 21st season as an NFL assistant after spending the past four seasons as defensive coordinator of the Green Bay Packers (1984-87).

He began his pro coaching career with the Cleveland Browns (1968) before moving to the New York Giants (1978) and then to the Cincinnati Bengals (1979-83). While in Cincinnati, his defensive line helped lead the Bengals to Super Bowl XVI in the Pontiac Silverdome against the San Francisco 49ers in 1982, and the Bengals achieved a No. 1 ranking in the NFL defensively in 1983.

Modzelewski moved to Green Bay with Forrest Gregg in '84 as defensive coordinator, where he took over the NFL's worst — 28th ranked — defense. He led the Packers to a 16th-place ranking in '84, followed by 12th-place finishes in '85 and '86, and a 14th-place defensive finish last season.

The West Natrona, Pa., native had established an impressive background as a player before he became an NFL assistant. As a player, Modzelewski starred at the University of Maryland where he was named the Outland Trophy winner as the nation's premier college lineman in his senior season (1952). Originally a second-round NFL draft choice with Washington, his pro playing career spanned 14 seasons. He played for the Redskins (1953-54), Pittsburgh (1955), Giants ('56-63) and Cleveland (1964-66). He played on the 1956 Giants' and '64 Browns NFL championship teams and was named to the Pro Bowl in 1964.

Modzelewski and his wife Dorothy, have four children — Mark, Laurie, Terrie and Amie — and live in Rochester Hills.



## **MIKE MURPHY**

**Inside Linebackers**

**4th Year with Lions**

**4th Year in the NFL**

The final assistant hired in 1985 on Darryl Rogers' all-new assistant coaching staff, Mike Murphy came to the Lions following a seven-year stint coaching defenses in the Canadian Football League and the United States Football League. Murphy had spent the previous two seasons (1983-84) as the defensive line coach of the Chicago Blitz. Prior to that, he was for five seasons the defensive coordinator of the Saskatchewan Roughriders.

Last year he molded rookie and eighth-round draft pick Dennis Gibson into one of the NFL's top rookie defenders. Gibson became the first rookie in team history to lead the Lions in tackles and the first linebacker to turn that trick since the 1983 season. Murphy also in 1987 coached the teams' defensive MVP (Jimmy Williams) and a Pro Bowl alternate (Michael Cofer).

He began his coaching career, which has spanned 20 years, at the high school level in the '60s in Boulder, Colo., then in Denver, and later in Woonsocket, S.D.

Murphy, who will turn 44 on September 25, attended college in South Dakota, at Huron College, where he played guard and linebacker for four years. He moved into collegiate coaching as an assistant in 1974 at Idaho State, where he advanced to defensive coordinator by 1976. The following year, he became the linebacker coach at Western Illinois ('87).

A native of Manhattan, N.Y., Murphy graduated from Greenwich (Conn.) High. He holds a master's degree in educational administration from the University of Vermont. Mike and he and his wife Robin have two children — Sam and Sarah — and they reside in Rochester Hills.





## **VIC RAPP**

**Running Backs**  
**2nd Year with Lions**  
**6th Year in the NFL**

Beginning his 22nd professional coaching season and his second with the Lions is Vic Rapp, who handles the running backs for Head Coach Darryl Rogers.

Rapp joined the Lions after spending two years in a similar capacity on the staff of Leeman Bennett with the Tampa Bay (1985-86) Buccaneers. He also has coached in the NFL for the Rams (1984) and Oilers (1983).

From 1977-82, Rapp was the head coach of the British Columbia Lions of the Canadian Football League, compiling a win-loss record of 55-42-4. He twice led the BC Lions into the Western Conference championship game and his teams qualified for the playoffs in three of his six seasons there.

A graduate of Missouri, he entered college coaching at Arizona ('65-66) in '65 following nine years as a high school coach. Rapp returned to his alma mater in 1967, and remained there as an assistant until joining Edmonton of the CFL in '72 as offensive coordinator.

Originally from Marionville, Mo., the 53-year-old Rapp and his wife Carol have three daughters — Rhonda, Paula and Maria. They reside in Rochester Hills, Mich.



## **WILLIE SHAW**

**Outside Linebackers**  
**4th Year with Lions**  
**4th Year in the NFL**

An excellent teacher of the game, Willie Shaw is in his fourth year as a member of the Detroit staff, and his first as outside linebacker coach. Shaw previously coached the defensive backs during his first three seasons, and his knowledge of the passing game will help the Lions at the outside linebacking area.

In 1985 and 1986 under Shaw, Detroit ranked fifth and fourth respectively in the NFL in pass defense.

An honorable mention All-America defensive back at New Mexico, Shaw attended college following a service hitch in the U.S. Air Force.

His collegiate coaching career has included stops as an assistant at San Diego City College (1970-72), Stanford ('73-76), Cal State-Long Beach ('77-78), Oregon ('79) and five seasons at Arizona State ('80-84) where he coached the defensive backs for Darryl Rogers.

A native of San Diego, Shaw also served as a high school head coach at San Diego High. He and his wife Gay have three children: David, Eric and Tawnya, and they live in Rochester Hills, Mich. Shaw, 44, was born Jan. 1, 1944.



## **DON DOLL**

**Tight Ends/Staff Administrative Asst.**

**13th Year with Lions**

**25th Year in the NFL**

A former two-way halfback for the Lions from 1949-52, Don Doll is in his 13th season of non-playing service with Detroit. He has been with the Lions on a continuous basis since 1978, and in addition to his duties as tight end coach, Doll is the coaching staff's liaison with the club in administration and office matters and he also handles the majority of training camp administrative duties.

The native of Southern California still holds the team record for the most interceptions in a game with four against the Chicago Cardinals in 1949. He also shares (with Jack Christansen) the Lions' record for most interceptions in a season with 12 in 1950.

Doll, 62, played his college ball at Southern California (1944, 1946-48) and was the Pacific Coast's most valuable player his senior year. He began a four-year playing career with the Lions in '49, seeing most of his action on defense and earning three trips to the Pro Bowl. He also played professionally for Washington ('53) and Los Angeles ('54).

After his playing days, Doll coached collegiately at Washington ('55), Contra Costa Junior College ('56), Southern California ('57-58) and Notre Dame ('59-62). His first professional coaching job was with the Lions (1963-64), and he then coached with the Los Angeles Rams ('65), Washington ('66-70), Green Bay ('71-73), Baltimore ('74) and Miami ('75-76).

A member of the Sacramento, Calif., Sports Hall of Fame, Doll and his wife Diana have five children — Steven, Wendy, Kevan, Heidi and Michael — and reside in Birmingham, Mich.



## **DON CLEMONS**

**Strength and Conditioning**

**4th Year with Lions**

**4th Year in the NFL**

Another member of Darryl Rogers' Arizona State staff who joined Rogers with the Lions, Don Clemons is the Lions' strength and conditioning coordinator.

Clemons, 34, is a native of Northampton, Pa. He was a standout defensive end at Muehlenberg (Pa.) College, where he earned All-District honors and was team captain his senior year ('76).

His first coaching experience was at Kutztown State (Pa.) where he tutored outside linebackers for two seasons (1977-78). He then spent one year as linebackers' coach at New Mexico before joining Rogers at Arizona State. Clemons was the strength and conditioning coach for the Sun Devils and also assisted the defensive line coach.

Holder of an English degree from Muehlenburg, Clemons and his wife Shawn, who is the assistant women's basketball coach at nearby Oakland University, live in Rochester, Mich.



## **KENT FALB**

**Head Trainer  
23rd Year with Lions**

Entering his 23rd year with the Lions, Kent Falb is one of the most respected trainers in the National Football League and throughout the field of athletic medicine. He was named the 1984 Professional Athletic Trainer of the Year," as selected by the National Athletic Trainers Association (NATA).

In June of '87, he had the most prestigious honor of being the keynote speaker for the NATA convention in Columbus, Ohio. It marked the first time in NATA history that a professional trainer was selected to deliver the keynote speech, which was presented to an audience of nearly 5,000.

Along with his assistant Joe Recknagel, Falb oversees all rehabilitation programs, off-season conditioning work, and of course, the treatment of players' injuries.

A native of Elgin, Iowa, Falb graduated from the University of Iowa in '64 and received a Physical Therapy certificate from Iowa one year later. He began his athletic training career in 1959 as an assistant trainer at the U.S. Military Academy at West Point.

Falb was a student trainer at Iowa throughout college and worked part-time for the Minnesota Vikings in '63 and '64. The next year, he was named head trainer at Boston College and moved to the Lions as assistant trainer under Millard Kelly in 1966. He assumed his present position as head trainer with the Lions in '67.

Counting exhibition and playoff games, Falb enters the 1988 season having worked 433 games for the Lions (304 are regular-season games). By comparison, the most games played by a Lions' player is 200 by Wayne Walker. Falb, 47, lives in nearby Lake Orion with his wife Maxine and daughters Carmen and Nanette.



## **DAN JAROSHEWICH**

**Equipment Manager  
16th Year with Lions**

One of the veteran equipment managers in the NFL, equipment manager Dan Jaroszewich enters his 16th season of service with the Lions.

A native of Windsor, Ontario, Jaroszewich joined the club in 1973 as an assistant to long-time Detroit equipment man Roy "Friday" Macklem, who spent 44 years with the Lions.

The 34-year-old Jaroszewich supervises the purchasing, repairing, replacing and cleaning of various equipment, uniforms and clothing used by the players and coaching staff.

Prior to joining the Lions, he worked at the high school and semi-pro levels in Windsor, where he also was a standout youth hockey player. He has a degree in personal and industrial relations from the University of Detroit.

Jaroshewich and his wife Kathy have two daughters, Jennifer and Jessica, and they live in Troy, Mich.



## JOE RECKNAGEL

**Assistant Trainer**  
**9th Year with Lions**

Every head trainer in professional sports will tell you the success of his operation depends greatly on the assistant trainer. So when Lions' head trainer Kent Falb was named the 1984 Professional Trainer of the Year, a big assist was credited to Joe Recknagel, his assistant the past nine years.

A native of Toledo, Ohio, Recknagel began his athletic training career as a student trainer for four years at Rogers High School in Toledo. After graduating from Rogers, he attended Ohio University where he was a student assistant trainer four years (1974-78). While at O.U., he assisted Falb at the Lions' training camp during the summers of 1977-79. After graduation in 1978, Recknagel accepted the position of graduate assistant trainer at Marshall University in Huntington, W. Va.

In 1979, he was promoted to assistant trainer at Marshall, and during his tenure there, he worked with the football, wrestling and basketball teams. In June of '80, he joined the Lions.

Recknagel, 32, also donates a great deal of his time and expertise to the Oakland County Special Olympics and to both the Winter and Summer State (of Michigan) Special Olympic Games, which are held each February and May.

He also serves on the Professional Football Athletic Trainers Society's advisory board selected this year to meet with a team representing Gatorade Thirst Quencher for the mutual benefit of both parties. A member of the National Athletic Trainers Association of America, Recknagel is single and resides in Lake Orion, Mich.

## LIONS' PRONUNCIATION GUIDE

### Staff Members:

Joe Bushofsky	BOO-shof-sky
Dirk Dierking	DER-king
Wayne Fontes	FONT-ss
Dan Jaroshewich	JA-RAUSH-a-witch
Joe Recknagel	RECK-nagel



## **MARK GLENN**

**Assistant Equipment Manager**  
**5th Year with Lions**

As is the case with Joe Recknagel, Mark Glenn is a top assistant in his department in the position of assistant equipment manager.

The 26-year-old Glenn previously worked for the Lions on a part-time basis from 1976-82. He became a full-time employee in 1983 and assists Jaroszewich in all areas of the equipment operation.

Currently working on his undergraduate degree at Oakland University, Glenn and wife Maria live in Waterford and they have three boys — Marc, Matthew and Michael.



## **JOE BUSHOFSKY**

**Director of Player Personnel**  
**15th Year with Lions**

One of the NFL's most respected talent scouts, Joe Bushofsky enters his fourth season as the Lions' Director of Player Personnel. He was rewarded for his 11 years of dedicated service to the Lions in June of '85 when he was promoted to his present position.

Now in his 15th season with Detroit, Bushofsky joined the Lions in 1975 after working two years for BLESTO — a National Football League scouting combine service. He originally scouted the eastern United States' colleges for the Lions, then expanded his area to parts of the Midwest.

He was responsible for the scouting of approximately one-half of the colleges and universities in the country during his early years with the club.

The 49-year-old Bushofsky was born and raised on Pittsburgh's Northside, where he was a three-sport star in football, basketball and baseball at North Catholic Central High School. He played guard and center for North Catholic's 1956 football team which won the Pittsburgh Catholic championship.

He enrolled at North Carolina State, where at 5-10, 185-pounds, he was one of the smallest starting guards in Atlantic Coast Conference history. He was All-ACC as a senior ('62) and was named to the state of North Carolina's college all-star football team in '61 and '62.

After obtaining his degree from N.C. State, Bushofsky returned to the Pittsburgh area, where he was a successful high school coach for 12 years. As head coach at his alma mater, North Catholic, he compiled three consecutive undefeated seasons (1968-70). In '70, he began working for the Pittsburgh Steelers on a part-time basis doing film evaluation and then joined BLESTO in 1973.

Bushofsky and his wife Rose have four children: Ted, Tracy, Tricia and Terry, and they reside in Troy, Mich.

## TEAM PHYSICIANS



**Dr. Keith Burch**

Two top physicians from Henry Ford Hospital serve the Detroit Lions as team doctors, **Dr. Keith Burch** as club internist and **Dr. David Collon** as orthopedic surgeon. Dr. Burch has been a full-time member of the Lions' staff since 1980, while Dr. Collon came aboard in 1985. They are contemporaries — Dr. Burch is 47 (12-10-41) and Dr. Collon is 48 (2-17-40) — both served their internships at Henry Ford and both returned to Ford Hospital in 1972, although both serve the hospital staff in different roles today than the ones they performed in '72.

Today, Dr. Burch is the Medical Director at the Henry Ford West Bloomfield Hospital, a post he was appointed to in July of 1985. He went to the West Bloomfield Center in 1979 as the division head for internal medicine. His internship at Henry Ford in Detroit came in 1967-68 following his graduation from the University of Cincinnati College of Medicine. Dr. Burch's undergraduate studies were taken at the Ohio-located University of Akron. He is a graduate of Akron St. Vincent High School, now Akron St. Vincent-St. Mary's.

Dr. Burch served his residencies at Henry Ford Hospital in Detroit from 1968-69 and at the Ohio State University Hospital from 1971-72. He also served at the U.S. Army Hospital in Ft. Gordon, Ga., in 1969-70 and in Vietnam for one year ('70-71). His certifications include a diplomate member of the American Board of Internal Medicine and a subspecialty boards membership for infectious diseases. He also is a clinical associate professor of medicine at the University of Michigan and holds memberships in the American Federation for Clinical Research, the Michigan Heart Association, the Wayne County Medical Society, the American Medical Association, the Infectious Diseases Society of America, the American Academy of Medical Directors and the National Football League Physicians' Society.

Dr. Burch and his wife Kathryn (Kitty) live in Birmingham and have two daughters, Kathy and Michelle. An avid golfer, he played that sport while an undergrad at the University of Akron. He began working with the Lions initially as a consultant in 1976.



**Dr. David Collon**

Dr. Collon today is director of the orthopaedic surgery staff for the Center for Athletic Medicine at the Henry Ford Hospital in Detroit. He also serves as vice-chairman for the orthopaedic department. He came back to Ford Hospital from five and one-half years in private practice in Mt. Clemens and Bloomfield Hills (both Detroit suburbs). He had been with the orthopaedic surgery staff at Henry Ford for three years in the mid-70s, and prior to that, served for six months with Wrightington Hospital in Wigan, England, where he specialized in the hospital's hip center. He also worked further in Europe at Lorenz Bohler Krankenhaus, a hospital in Vienna, Austria.

Dr. Collon, who completed his general surgery resident requirements at Beaumont Hospital in Detroit in 1969 and his orthopaedic surgery residency at Ford Hospital from '72 to mid-'75, was the team physician for the Michigan Panthers of the USFL in 1983-84, and serves the Detroit

*continued*

Tigers baseball team as an orthopedic consultant, as assignment he first undertook in '84.

He served with the U.S. Navy as a Lieutenant Commander and as General Medical Officer at Camp Pendleton, Calif., from 1970-72. Dr. Collon is a graduate of the University of Michigan (1963) and the Wayne State University School of Medicine (1968).

A Detroit native, he graduated from Cranbrook High School in 1959. His certifications include the American Board of Orthopaedic Surgery, and he holds a certificate of fellowship with the American College of Surgeons. He is also a member of the American Medical Association, the Michigan Medical Society, the Detroit Academy of Orthopaedic Surgery, the Wayne County Medical Society, the Detroit Surgical Society, the Macomb County Medical Society, and the American College of Sports Medicine.

Dr. Collon and his wife Jane live in Bloomfield Hills with their children — Katie and David. He is an avid jogger and tennis player.

## SCOUTING STAFF



**Ron Hughes**



**Dirk Dierking**



**Jim Owens**



**Jerry Neri**



**John Trump**



**Allen Hughes**

**Ron Hughes** continues to assist Joe Bushofsky with various college scouting duties, but his primary responsibility is in the area of pro scouting. Other full-time scouting staff members include **John Trump**, **Dirk Dierking**, **Jim Owens** and **Scott McEwen**, along with part-time scout **Allen Hughes** and special assignments scout **Jerry Neri**.

**Ron Hughes**, a 1965 graduate of California State College of Pennsylvania, followed the same path to the Lions that Bushofsky took. He returned to his native Pittsburgh, became the head coach at North Catholic High School (for 12 seasons), then went to work for BLESTO for four years. A year ago, Hughes began his acceleration in



the Lions' pro scouting program while also handling Detroit area college scouting along with various schools throughout Michigan, Ohio and Illinois. Also like Bushofsky, Ron and his wife Adrienne live in the Detroit metropolitan area (Lathrup Village), near Southfield.

**Trump** spent seven years with the Chargers as that club's scouting department administrative assistant before coming to the Lions in '85. Prior to his job with San Diego, he had a 25-year association with the Rams that began in 1953 after three years as a high school football and baseball coach in the Los Angeles City School system. Trump serves the Lions as area scout in California and at western U.S. colleges. John and Jean Trump live in Van Nuys, Calif. They have two sons, one of whom, Frank is a scout for the Rams.

**Dierking**, whose first name is Clarence, came to the Lions in June of '78 to scout the central and southwest colleges, including all colleges in Texas. A native Texan from Brenham, his background includes several years as an area scout for BLESTO. Dierking and his wife Debbie, also are the parents of two sons and live in Plano, Tex., a suburb of Dallas.

**Owens** enters his third season with the Lions. Prior to his time with Detroit, he scouted colleges in the southeast. Like Dierking, a native Texan (Garland, Tex.) Owens also worked for BLESTO before coming to Detroit. Prior to six years with that scouting combine service, Owens was a high school and college coach at various stops throughout Texas for 21 years. This fall he will cover the eastern U.S. colleges. Owens and his wife Charlotte live in Athens, Tex., with their three children.


**McEwen** begins his second season with the Lions, and the East McKeesport, Pa., native will handle scouting along the southeast portion of the U.S. A 1980 graduate of West Liberty State (W. Va.), McEwen spent two seasons with BLESTO before joining the Lions. After a four-year career at West Liberty State, he became a defensive line coach at his alma mater (1980-81), and later coached four years at Duquesne University in Pittsburgh.

**Neri** handles special assignments from his home base in Los Angeles, where he and his wife Theresa live. Neri, a Villanova grad who has coached in college and pro football (Redskins), has been with the Lions since July of 1969.


**Allen Hughes** is the newest addition to the Lions' scouting staff, and he will scout colleges in the Michigan area. The Detroit native (Benedictine H.S.) played three seasons in the USFL — two for the Michigan Panthers ('83 and '84) and a third with the Portland Breakers ('85) — and he was also a 12th-round draft pick by the Steelers in '82. Hughes signed with the Lions in '86 as a free agent, but a broken ankle suffered in the final ('86) preseason game ended his career. He was a four-year starter (at defensive end) and two-time Western Michigan defensive Player of the Year.

# LIONS™






Chuck Long #16



Lomas Brown #75




Dennis Gibson #98



Jimmy Williams #59



**6****JIM ARNOLD**

Punter  
Vanderbilt  
6th Year  
HT: 6-3 WT: 211  
BORN: 1-31-61  
(FA in '86)

**ENTERING THIS SEASON:** Coming off his best year as a pro in 1987, Jim Arnold is firmly entrenched as the Lions' punter entering the '88 campaign.

**1987: Games: Played 11, Started 0.**

When you consider Jim Arnold did not even begin the 1987 regular season with the Detroit Lions (or any NFL team for that matter), only then can you appreciate the magnitude of his '87 accomplishments. Arnold lost his punting job to veteran Russell Erxleben in a tight, 1987 training camp battle. But when Erxleben suffered a season-ending injury in the opening game of the '87 campaign, Arnold seized the opportunity and began a Fairy Tale season that ended with a visit to the Pro Bowl...The trip to the Pro Bowl was the first for the sixth-year punter...Arnold ended the season by setting an NFL record with a 39.6 net punting average and was second to Atlanta's Rick Donnelly (44.0) in gross punting average with a 43.6 mark...His 39.6 net average broke Miami's Reggie Roby's record of 38.1 set in 1984...With his selection to the 1988 Pro Bowl, Arnold became the first Lion named since Doug English and William Gay were chosen in 1983...He also established a new Pro Bowl gross punting average record with a 49.6 effort...*"When you look for outstanding individual performances from last season, the most outstanding may have been that of Jim Arnold. I don't think there's any question that he had a superb season and certainly earned his trip to the Pro Bowl. Setting a Pro Bowl record certainly proved that he was the best punter in the NFL last season. Jim's NFL record for best net punting average in a season not only is a tribute to him, but also a tribute to (special teams coach) Carl Battershell and every member of the punt coverage unit,"* said Lions' Head Coach Darryl Rogers...Arnold ended the year with 18 of his 46 season punts (39.1%) traveling 50 yards or more, and 17 of his punts (37.0%) were downed inside the 20-yard line...Only four of his punts (8.7%) resulted in touchbacks...A consensus All-NFL honoree in '87 (Associated Press, Newspaper Enterprise Association and Professional Football Writers Association), Arnold also was named to *The Sporting News'* and *Football News'* All-Pro teams, and the *United Press International* and *Pro Football Weekly* All-NFC squads...And as if the awards ended there, he was also chosen as *Pro Football Weekly's* winner of the "Golden Toe" Award, given each season to the league's top punter or place-kicker...He also was named Detroit's MVP on special teams by the Lions' Quarterback Club...Arnold averaged 46 yards or more per punt in five games, with a career-best 52.7 yard average (on three punts) against the Rams...He also averaged 48.3 yards (fifth highest single-game average of his career) on six punts against the Bears including his final four punts of 54, 50, 60 and 52 yards.

**CAREER: Games: Played 66, Started 0.**

After five NFL seasons, Arnold has averaged 42.3 yards per punt (366 punts for 15,474 yards), with only three blocked kicks...Prior to coming to Detroit as a free agent in 1986, he spent three seasons (1983-85) with the Kansas City Chiefs, who drafted him in the fifth round of the '83 draft...He showed no signs of a sophomore jinx in 1984 when he led the NFL in punting (44.9 average—also fourth best in Chiefs'

history) edging Reggie Roby and Rohn Stark (both 44.7) for the title...As a rookie he was somewhat inconsistent and averaged just 39.9, although he placed 21 punts inside the 20-yard line...His '85 average with the Chiefs was 41.2—20th in the NFL...His second, third and fourth-best performances have come against the Raiders (51.0 avg. on eight punts) in an '84 game, 48.8 on eight punts in the second Lions'-Bears' game of '86 and 48.4 yards per kick on seven punts against Denver in an '83 game.

**COLLEGE and PERSONAL:** A consensus first-team All-America during his senior year at Vanderbilt, Arnold led the nation in punting with a 45.8 yard average and an outstanding net average of 42.1...In one game versus North Carolina as a senior, Arnold set the Vanderbilt single game punting mark with an average of 53.1 yards per punt...Jim's degree is in sociology...He attended Dalton (Ga.) High School, where he participated in five sports...A bachelor, his full name is James Edward Arnold...Had off-season reconstructive surgery on his lower jaw to correct severe overbite and crossbite...Lost 27 pounds prior to mini-camp because of it.

#### ARNOLD'S CAREER BESTS

- \*Most Punts: 11 vs. San Francisco, (11-17-85)
- \*Longest Punt: 64 vs. Buffalo, (12-4-83)
- Punting Avg.: 52.7 vs. L.A. Rams, (12-6-87) (3 punts)  
(\*) with Kansas City

#### ARNOLD'S PRO STATISTICS

Year	G	No.	Yards	Avg.	Inside 20	Long	Blk.
1983 K.C. ....	16	93	3,710	39.9	21	64	0
1984 K.C. ....	16	98	4,397	44.9	22	63	0
1985 K.C. ....	16	93	3,827	41.2	14	62	2
1986 Det. ....	7	36	1,533	42.6	7	60	1
1987 Det. ....	11	46	2,007	43.6	17	60	0
<b>TOTALS .....</b>	<b>66</b>	<b>366</b>	<b>15,474</b>	<b>42.3</b>	<b>81</b>	<b>64</b>	<b>3</b>





68

## STEVE BAACK

Guard  
Oregon  
5th Year  
HT: 6-4 WT: 265  
BORN: 11-16-60  
(D-3C in '84)

**ENTERING THIS SEASON:** Perhaps the best athlete among Lions' offensive lineman, 1988 could be pivotal year for Steve Baack as he attempts to establish himself on the Lions' offensive line.

**1987: Games: Played 7, Started 0.**

After three seasons as a multi-position player (defensive lineman, special teams member or short-yardage tight end), Baack made the fulltime switch to offensive guard during training camp last season...According to Head Coach Darryl Rogers, Baack is the best athlete among the offensive linemen: "He has every physical tool. I think that this is the time that Steve Baack has to produce. It's an opportunity for him and I know he has the ability to prove he belongs in the NFL"...Was placed on injured reserve after suffering a knee injury during a practice session prior to the season opener at Minnesota...Returned to action at Denver and played in seven contests.

**CAREER: Games: Played 55, Started 1.**

Unless Baack gets the chance again to switch over to the defensive side his career defensive stats will total 25 tackles (19 unassisted), two quarterback sacks and one fumble recovery...The 75th player chosen in the 1984 NFL draft, Baack was Detroit's third third-round draft pick (obtained from the Rams in the David Hill trade)...In a Thanksgiving Day win over the Jets ('85), he recovered a fumble that led to the Lions' first score and later sacked QB Ken O'Brien...His other pro sack came against Green Bay in Week 15 of '85, when he sacked Jim Zorn.

**COLLEGE and PERSONAL:** A former defensive captain at Oregon, Baack led the Ducks in sacks as a senior ('83) with six and was second in tackles-for-losses with eight...He was voted second-team All-Pac 10 as a senior defensive end and later played in the Blue-Gray All-Star game...Baack holds a degree in psychology from Oregon where he met his wife Jeanette, who was a three-year letterwinner in gymnastics...He and his wife reside in Rochester...A three-sport letterman at Grant Union High School in John Day, Ore., Baack also earned all-state track honors in the discus...Born in Ames, Iowa, his full name is Steven William Baack.

## BAACK'S PRO STATISTICS

Year	G/S	Tot.	Tackles Solo	Asst.	Sacks No./Yds.	Interceptions No./Yds.	Fum. Rec.
1984	16/0	0	0	0	0/0	0/0	0
1985	16/1	12	9	3	2/22	0/0	1
1986	16/0	13	10	3	0/0	0/0	0
1987	7/0	0	0	0	0/0	0/0	0
TOTALS	55/1	25	19	6	2/22	0/0	1



**93****JERRY BALL**

Nose Tackle  
Southern Methodist  
2nd Year  
HT: 6-1 WT: 296  
BORN: 12-15-64  
(D-3 in '87)

**ENTERING THIS SEASON:** The Lions expect continued improvement from nose tackle Jerry Ball, who started all 12 games last season as a rookie.

**1987: Games: Played 12, Started 12.**

An All-Rookie selection a year ago (Pro Football Weekly and Professional Football Writers Association), Ball was a pleasant surprise for the Lions...In fact, he had a better season than anticipated...The third-round pick from SMU joined linebacker Dennis Gibson as the only Lions' rookie to start every regular-season game...The two also were the only rookies to open the season as starters...*"I think he played very well as a rookie," said Lions' Head Coach Darryl Rogers, "and we are confident he will be an even better nose man this year."*...Ball placed ninth among the defensive tackle leaders with 36 total (27 solos)...In his debut at Minnesota, Ball had four tackles (one solo, three assists), and one week later against the Raiders he registered six tackles and one assist...Ball's first sack of the year came against Green Bay when he dropped QB Don Majkowski for an 11-yard loss...As a member of Detroit's special teams, Ball fielded a bounding kickoff against the Redskins and returned it 20 yards.

**COLLEGE and PERSONAL:** Ball earned consensus first-team All-Southwest Conference honors and also was an All-America pick his senior year at SMU, when he finished second on the team with 95 tackles (59 solos)...Accumulated 296 total tackles over his four-year career...A two-time finalist for the Outland and Lombardi Trophies (as a junior and a senior), Ball's status rose primarily because of an impressive effort at the '87 Senior Bowl...He was an All-State fullback and defensive end at Beaumont (Tx.) Westbrook High, where he rushed for 1,094 yards as a senior...Also an outstanding shot putter in high school, he threw for the second-longest distance in the nation in '82...A cousin of former Lions' standout running back Mel Farr, Ball and his wife Michele have one daughter, Farrin Nichol.

**BALL'S CAREER BESTS**

Most Tackles: 7 at L.A. Raiders, (9-20-87)

Most Sacks: 1 vs. Green Bay, (10-25-87)

**BALL'S PRO STATISTICS**

Year	G/S	Tot.	Tackles Solo	Asst.	Sacks No./Yds.	Interceptions No./Yds.	Fum. Rec.
1987	12/12	36	27	9	1/11	0/0	0



**61****SCOTT BARROWS**

Guard/Center  
West Virginia  
3rd Year  
HT: 6-2 WT: 278  
BORN: 3-31-63  
(FA in '86)

**ENTERING THIS SEASON:** Heads into training camp as the backup at left guard behind Kevin Glover... Gives Detroit the luxury of another dual-position lineman, who can play guard or center.

**1987: Games: Played 12, Started 10.**

Perhaps one of the most underrated Lions, Scott Barrows is a solid, heady worker who has played every position along the offensive line... He captured the starting left guard spot during training camp while previous starter Harvey Salem was a free-agent holdout in camp... Barrows saw action in 12 games, and started in 10 contests... He joined LT Lomas Brown in not allowing a sack to Redskins' Darryl Grant and Dexter Manley during the Week 10 contest at Washington... His flexibility allowed him to man the left guard slot against the Rams in the second half when Glover shifted to center for injured Steve Mott... Barrows started the final three games of the year at left guard for Glover, who moved to the right guard spot to replace the injured Keith Dorney.

**CAREER: Games: Played 28, Started 14.**

In two seasons with the Lions, Barrows has seen action in 28 games and started in 14 of them... Originally signed by the Lions as a free agent in '85, he was released in the next-to-last cut during training camp... After spending time as a metal tradesman in a pipe fabrication plant in Ohio, Barrows and Lions' offensive line coach Bill Muir re-acquainted themselves with each other on Muir's scouting trip to West Virginia University, and the rest is history... As a result of that meeting, Barrows gained another training camp tryout offer and he returned with a greater knowledge of the offense... During that '86 season he saw action at left guard, center and tackle, and also served as Detroit's back-up long snapper.

**COLLEGE and PERSONAL:** Barrows, a three-year starter at West Virginia, earned All-East honors in '83 and '84... As a senior ('84), he was a member of the first Mountaineer team in 28 years to beat Penn State, 17-14... Barrows was a three-sport MVP and All-Stater (football, basketball and track) at Marietta (Ohio) High School... He and his wife Kelly live year-round in nearby, Waterford, Mich... His full name is Scott Marvin Barrows.

The Detroit Lions' team colors, Honolulu Blue and Silver, were selected more than 50 years ago by then-Lions' Owner George A. Richards.

**25****KARL BERNARD**

Running Back-  
Kick Returner  
SW Louisiana  
2nd Year  
HT: 5-11 WT: 205  
BORN: 10-12-64  
(FA in '87)

**ENTERING THIS SEASON:** Continuing a pattern of overcoming odds, Karl Bernard proved that believing in oneself really does pay off...He will battle for one of the reserve running back spots during the '88 training camp.

**1987: Games: Played 8, Started 3.**

A longshot rookie free agent who was given very little chance of becoming an NFL player, Bernard turned out to be one of Detroit's biggest surprises of '87...After making the club as a kickoff returner and reserve running back, Bernard showed the ability to produce when the given the opportunity...*"We found last year that Karl Bernard has the potential to be a pretty decent player. He has yet to prove it over the course of an entire season, but we like his speed and his ability to catch the ball. He did have our best single-game rushing performance with 99 yards against Kansas City," said Head Coach Darryl Rogers...*In that contest against the Chiefs (on Thanksgiving Day), Bernard also carried the ball for a team season-high 20 attempts, and scored on an 11-yard run...He finished the year as the Lions' fourth-best rusher with 187 yards on 45 attempts and two touchdowns...Bernard's 4.2 yards-per-carry was the highest (along with Gary Ellerson) among Detroit running backs who gained over 100 yards...He also caught 13 passes for 91 yards (7.0 average) and returned four kickoffs for 54 yards (13.5 average).

**COLLEGE and PERSONAL:** Bernard had an injury-plagued college career that began at Louisiana State where, ironically, he was battling current Lions' running back Garry James for a spot in the backfield until injuries struck...He later transferred to Southwestern Louisiana where he set a school record during his senior season (1986) for most pass receptions (29 catches for 412 yards) for a running back in the Ragin Cajuns' run-and-shoot offense...He also carried the ball 20 times for 89 yards as a senior...An accomplished singer who has performed the national anthem prior to a Detroit Piston game, Bernard's aunt was a soprano for the Berlin (Germany) Opera...His full name is Karl Gregory Bernard.

**BERNARD'S CAREER BESTS**

Most Rushes:	20 vs. Kansas City, (11-26-87)
Most Yards:	99 vs. Kansas City, (11-26-87)
Longest Rush:	14 vs. Kansas City, (11-26-87)
Longest TD Rush:	11 vs. Kansas City, (11-26-87)
Most Rushing TDs:	1, vs. K.C., (11-26-87) and at Wash., (11-15-87)
Most Receptions:	4, at Minn., (9-13-87) and K.C., (11-26-87)
Most Yards:	41 vs. Kansas City, (11-26-87)
Most KO Returns:	2, at Minn., (9-13-87); at Raiders, (9-20-87)
Most KO Ret.Yds.:	54 at Minnesota, (9-13-87)
Longest KO Ret.:	32 at Minnesota, (9-13-87)

continued

**Bernard's Stats Next Page**

# BERNARD'S PRO STATISTICS

Year	G/S	Att.	Rushing				Rec.	Receiving			
			Yds.	Avg.	Long	TD		Yds.	Avg.	Long	TD
1987	8/3	45	187	4.2	14	2	13	91	7.0	12	0



80

CARL BLAND

Wide Receiver  
Virginia Union  
5th Year  
HT: 5-11 WT: 182  
BORN: 8-17-61  
(FA in '84)

**ENTERING THIS SEASON:** Competition at the wide receiver position is expected to be stiff during training camp, especially after Lions selected three wide receivers in '88 draft...But Bland's exceptional play on special teams could be deciding factor when it comes time to earn roster spot.

## 1987: Games: Played 10, Started 0.

Based on the results of a very successful '86 season, many believed Carl Bland had the potential to develop into a steady, NFL receiver, but an unfortunate knee injury suffered during last year's training camp caused him to miss several weeks of the season...Bland was out of action until the Lions' second Green Bay matchup and he responded with one catch for an 11-yard touchdown and one kickoff return for 22 yards...An outstanding all-around special team member, Bland returned two kickoffs for a 22.0 yard average and ended the year with seven special team tackles...*"Carl Bland has continually shown improvement throughout his career," said Detroit Head Coach Darryl Rogers. "He has been steady and durable and is an excellent special teams player."*

## CAREER: Games: Played 37, Started 18.

Bland has 58 receptions for 682 yards (11.8 average) and three touchdowns in addition to 158 yards (eight returns) of kickoff returns...Rode the proverbial roller coaster his first two seasons...After seeing action in three games his first year ('84), Bland was waived twice and re-signed twice in '85...Seized the moment when injuries to Jeff Chadwick and Mark Nichols gave Bland an opportunity to start the final two games of '85...In his first NFL starting assignment he caught seven passes for 107 yards against the Packers...He continued to shine the following week with five receptions for 48 yards against the eventual Super Bowl Champion Chicago Bears...A training camp hamstring injury as a rookie kept him on injured reserve until the final six weeks of the season...Saw only special teams action as a rookie.

**COLLEGE and PERSONAL:** Bland, who is currently working on completion of his business administration degree at Walsh College (Troy, Mich.) during the off-season, attended college at hometown Virginia Union (Richmond, Va.)...He and his wife Jonnitra currently reside in nearby Rochester Hills, Mich...Very active in religious and com-



munity endeavors...A member of the Fellowship of Christian Athletes...Participated in the Jack Van Impe Ministries/Greater Detroit Crusade, which toured the city this off-season...His full name is Carl Nathaniel Bland.

### BLAND'S CAREER BESTS

Most Receptions: 8 vs. Tampa Bay, (9-21-86)  
 Most Yards: 109 vs. Green Bay, (12-15-85)  
 Longest Recept.: 34 at Tampa Bay, (11-23-86)  
 Most TDs: 1, three times (last vs. Green Bay, 10-25-87)

### BLAND'S PRO STATISTICS

Year	G/S	Rec.	Receiving				No.	Kickoff Returns			
			Yds.	Avg.	Long	TD		Yds.	Avg.	Long	TD
1984 ....	3/ 0	0	-	-	-	-	0	-	-	-	-
1985 ....	8/ 2	12	157	13.1	24	0	0	-	-	-	-
1986 ....	16/16	44	511	11.6	34	2	6	114	19.0	24	0
1987 ....	10/ 0	2	14	7.0	11	1	2	44	22.0	2	-
<b>TOTALS</b>	<b>37/18</b>	<b>58</b>	<b>682</b>	<b>11.8</b>	<b>34</b>	<b>3</b>	<b>8</b>	<b>158</b>	<b>19.8</b>	<b>24</b>	<b>0</b>



**75**

**LOMAS BROWN**

Offensive Tackle  
 Florida  
 4th Year  
 HT: 6-4 WT: 282  
 BORN: 3-30-63  
 (D-1 in '85)

**ENTERING THIS SEASON:** Often times a player's individual abilities are overshadowed because of their team's success or lack thereof, and with Detroit's Lomas Brown that, unfortunately, has been the case...However, with another outstanding season like last year, Brown should finally earn that trip to the Pro Bowl.

### 1987: Games: Played 11, Started 11.

One of the NFL's best offensive tackles, Brown capped off a super season by being named an NFC alternate to the Pro Bowl...*"Lomas Brown can be as good as any tackle in the NFL. If we were a winning football team last season, he would have made the Pro Bowl, no doubt about it," said Lions' Head Coach Darryl Rogers...* Fortunately for Brown, a second-quarter knee injury in the season opener at Minnesota (while blocking for a 24-yard Eddie Murray field goal attempt) didn't keep him out for the entire season...Because of the injury, he did miss Detroit's next game (against the Raiders) ending a string of 33 consecutive starts since he joined the Lions in 1985...Perhaps his best performance of the year came against the Redskins...Despite a knee injury early in that game (which forced him to leave the game), he shut down Washington's exceptional DE Dexter Manley...Two weeks later against Kansas City,

**continued**

### **Brown continued**

Brown and the rest of the front line held the Chiefs without a sack...He earned the first tackle of his career in the second Lions'-Vikings' game when he brought down DB Joey Browner, who intercepted a James Jones halfback pass in the end zone and returned it 20 yards.

### **CAREER: Games: Played 43, Started 43.**

Brown's consistency and confidence from his rookie season continued as a second-year pro...He was the only Lions' offensive lineman to start every game in 1985 and 1986...At his left tackle spot, Brown usually meets the opponents' best lineman, and more often than not, he has emerged victorious...A consensus NFL All-Rookie selection in '85, Brown did not figure in Detroit's pre-draft plans as the Lions had intended to select one of two linebackers with its seventh pick in the draft...Both LBs, however, were selected just ahead of the Lions' pick, and Detroit has continued to reap the benefits of Brown's development.

**COLLEGE and PERSONAL:** A two-time All-America selection at Florida, Brown was selected to the Walter Camp, Kodak, Football Writers, *Associated Press*, and *Sporting News*' All-America teams...The three-year starter was also a consensus All-Southeastern Conference pick in '84...Brown played two seasons with current Detroit FB James Jones...Was All-City and All-State as an inside linebacker at Miami (Fla.) Springs High...He is the cousin of San Francisco 49er Guy McIntyre...A popular member of the Lions, Brown is often asked to speak to community and youth groups in the Detroit area...During the off-season he appeared in the nationally-syndicated TV show "Win, Lose or Draw," along with other Detroit-area radio and television celebrities...The charity-sponsored event was shown only in the Detroit area...And yes, his team was victorious...He and his wife Dolores have three daughters, Ashley, Antoinette and Adrienne...His full name is Lomas Brown, Jr.

	<div><b>96</b></div> <div><b>PAUL BUTCHER</b></div>	<b>Inside Linebacker</b> <b>Wayne State (Mich.)</b> <b>3rd Year</b> <b>HT: 6-0 WT: 219</b> <b>BORN: 11-8-63</b> <b>(FA in '86)</b>
--	---	---

**ENTERING THIS SEASON:** The question is, can he do once again?...Last year, for the second straight season, Paul Butcher was selected by his teammates as the special teams MVP...He would certainly like to register a Hat Trick in '88.

### **1987: Games: Played 12, Started 0.**

The guy with the little stature (by NFL standards), tremendous heart and determination continued to prove the skeptics wrong who believed he was undersized for his position...With the majority of his action coming via the special teams, Butcher ended the season with 11 tackles...And based on his efforts, he was named an NFC special teams alternate for the '87 Pro Bowl...Butcher tied LB George Jamison for the most special teams minutes played with 112.7...*"Individually, I feel Paul Butcher is an*

exceptional special teams player," said Detroit Head Coach Darryl Rogers. "He will always have a place on our football team because of what he does on special teams."

#### **CAREER: Games: 24, Started 0.**

After two seasons, Butcher may not have eye-popping defensive statistics, but that doesn't minimize his contributions to the Lions...Has 19 total tackles, 17 solos...Joined the squad as a free agent following four days of training camp in '86, but he was a victim of the numbers game a few weeks later and was released...Despite the unfortunate circumstance, Butcher's talents left a lasting impression on the Detroit staff, and after inconsistent efforts by the special teams early in the season, he was asked to return to the club prior to Detroit's Week 5 encounter with Houston...At the time, Butcher was working as a doorman at Galligan's, a downtown Detroit lounge...His full-throttle play drew extra notice from opponents, and isolated TV camera replay coverage...Butcher's finest hour happened in a nationally-televised (CBS-TV) game against the Packers on Thanksgiving Day, when he had three tackles on kickoff and punt coverage and forced two fumbles...As a result of that sterling performance, he earned a spot on the annual "All-Madden Team," selected by CBS color commentator John Madden.

**COLLEGE and PERSONAL:** A mechanical engineering major from Wayne State (Mich.) University, Butcher is one of three Lions' players (along with Grand Valley State's Jeff Chadwick and Rob Rubick) who played in the Great Lakes Conference (GLIAC), an NAIA/NCAA Division II league...Butcher was a three-time All-GLIAC pick, and was his squad's MVP as a senior ('85)...The two-time WSU captain holds most of Wayne's tackling records, including most career tackles (464), season tackles (147), game tackles (20), career tackles for a loss (22) and he had a string of 29 straight games with ten or more tackles...Butcher began his collegiate career as a walk-on, 178-pound defensive back (as a redshirt freshman in '81), but was moved to linebacker the next year...Was a first-team All-City and All-League selection in football and basketball at Dearborn (Mich.) St. Alphonsus High School...His full name is Paul Martin Butcher.

#### **BUTCHER'S PRO STATISTICS**

Year	G/S	Tot.	Tackles		Sacks No./Yds.	Interceptions No./Yds.	Fum. Rec.
			Solo	Asst.			
1986 .....	12/0	8	7	1	0/0	0/0	0/0
1987 .....	12/0	11	10	1	0/0	0/0	0/0
<b>TOTALS .....</b>	<b>24/0</b>	<b>19</b>	<b>17</b>	<b>2</b>	<b>0/0</b>	<b>0/0</b>	<b>0/0</b>

## **LIONS' PRONUNCIATION GUIDE**

#### **Players:**

Eric Andolsek .....	AN-dol-sek	Joe Milinichik ..	MAH-LYNN-chek
Steve Baack .....	BOCK	Rob Rubick .....	ROO-bick
Raphel Cherry .....	RA-phel	Dan Saleaumua	SAL-uh-MOO-uh
Michael Cofer .....	COE-fur	Chris Spielman .....	SPEEL-man
Vyto Kab .....	Vee-tow	Rick Spielman .....	SPEEL-man



**89****JEFF CHADWICK**

Wide Receiver  
Grand Valley State  
6th Year  
HT: 6-3 WT: 190  
BORN: 12-16-60  
(FA in '83)

**ENTERING THIS SEASON:** One of the main goals for Jeff Chadwick in 1988 will be to stay injury-free. When healthy, Chadwick has proven to be an above-average NFL receiver, with the potential to enter the elite class of the NFL...He'll begin training camp as the starter at split end.

**1987: Games: Played 8, Started 8.**

There was much concern over Chadwick's status prior to last season after an Achilles tendon injury sustained during Week 15 of the '86 season kept him in a cast for nine weeks...It didn't stop him from making it to training camp where he re-established himself as a quality wide-out...Chadwick finished the year as the third-leading receiver on the squad with 30 receptions for 416 yards (13.9 average), despite missing the final four games of the season with a broken wrist suffered against Kansas City...Showed no effects of the '87 work-stoppage by catching seven passes for 81 yards against Green Bay in his first post-strike game...Had another seven-reception (94 yards) performance three weeks later against the eventual Super Bowl Champion Washington Redskins...Five of those seven catches vs. Washington produced first downs...After his injury vs. the Chiefs (he had five receptions in the K.C. game for 50 yards), Chadwick was placed on injured reserve for the remainder of the season...*"He has been a good receiver for us when he's healthy," said Detroit Head Coach Darryl Rogers. "Unfortunately, he hasn't always been healthy. Two seasons ago, Jeff had an outstanding year as far as yards receiving yards, (995 yards), average per catch and touchdown receptions, but he missed the last two games of that season with an injury and was hurt in 1987. He has been somewhat injury-prone during his career and actually never has survived an entire season without being injured. If he can stay healthy, Jeff can be a better-than-average receiver in this league. He has deceptive speed and has shown a knack for getting the ball in the end zone."*

**CAREER: Games: Played 62, Started 35.**

Chadwick, who needs only 15 catches to reach the 200 career reception plateau, has 3,046 receiving yards after five seasons (16.5 average) along with 14 touchdowns...The Achilles injury dampened a career-best season for him in '86 when Chadwick set personal marks in season receiving yards (995), receptions (53) and touchdowns (5)...He finished five yards shy of becoming the first Lion to join the 1,000-yard receiving club since Freddie Scott (1,022) turned the trick in '82...Has had five career 100-yard receiving games, including: 1986 games of 139 yards at Philadelphia, 121 against the Packers (Week 13), 106 versus the Bucs (Week 3), and 100 against the Bengals (Week 9); and he had a 112-yard day at Green Bay in '85...He was voted to two All-Rookie teams in '83, and he was the only non-drafted rookie to make the Lions' roster that season...Chadwick also has one rushing attempt during his career — a 12-yard TD run on a reserve handoff from Billy Sims at San Diego ('84).

**COLLEGE and PERSONAL:** A free agent steal for the Lions in '83, most teams shied away from Chadwick after he was clocked at 4.75 in the 40-yard dash as a college



junior...His one-time roommate and then Lions' rookie tight end Rob Rubick insisted to team officials that Chadwick was faster than his junior time indicated...Convinced, Lions' officials visited Chadwick during his senior year and timed him under 4.5 seconds...He set Grand Valley records for receptions (42), yards (894) and TDs (13) during his senior year ('82) and also had career marks in yards (1,512) and TD receptions (19)...Many of those records were previously held by Rubick...Along with Rubick and linebacker Paul Butcher, Chadwick is the third Detroit player to come out of the Great Lakes Conference, an NAIA/NCAA Division II league in Michigan...He joins quarterback Eric Hipple as co-chairman of the Lions' chapter of the "65 Roses Club," a fund-raising wing of the Cystic Fibrosis Foundation...Was selected as the '86 Lion of the Year by the Michigan March of Dimes...He and his wife Karen are the proud parents of Jeffrey James Chadwick, who was born Dec. 30 of last year...His full name is Jeffrey Allan Chadwick.

### CHADWICK'S CAREER BESTS

Most Receptions: 7, three times (last time at Wash., 11-15-87)

Most Yards: 139 at Philadelphia, (11-16-86)

Most TDs Rec.: 2 vs. Atlanta, (9-8-85)

Longest Recept.: 73 at Tampa Bay, (11-23-86)

### CHADWICK'S PRO STATISTICS

Year	G/S	Rec.	Receiving				Att.	Rushing			
			Yds.	Avg.	Long	TD		Yds.	Avg.	Long	TD
1983 ....	16/ 4	40	617	15.4	45	4	0	0	0.0	0	0
1984 ....	16/ 3	37	540	14.6	46	2	1	12	12.0	12	1
1985 ....	7/ 5	25	478	19.1	56	3	0	0	0.0	0	0
1986 ....	15/15	53	995	18.8	73	5	0	0	0.0	0	0
1987 ....	8/ 8	30	416	13.9	36	0	0	0	0.0	0	0
<b>TOTALS</b>	<b>62/35</b>	<b>185</b>	<b>3,046</b>	<b>16.5</b>	<b>73</b>	<b>14</b>	<b>1</b>	<b>12</b>	<b>12.0</b>	<b>12</b>	<b>1</b>



**45**

**RAPHEL CHERRY**

Safety  
Hawaii  
3rd Year  
HT: 6-0 WT: 194  
BORN: 12-19-61  
(FA in '87)

**ENTERING THIS SEASON:** The acquisition of free agent Raphael Cherry during last year's player strike should continue to pay dividends for the Lions, especially if Devon Mitchell is not able to return to his 1986 form...Cherry was considered the most improved Lions' defensive back at the end of last season.

**1987: Games: Played 10, Started 10.**

After joining the Lions on Oct. 19, Cherry became a starter one week later against the Packers and responded with five tackles...When Detroit met his old team, the

**continued**

### Cherry continued

Washington Redskins, Cherry really rose to the occasion by leading the Lions with 10 total tackles...His consistent play continued over the remainder of the season, and in the season finale versus the Falcons, Cherry got his first pass interception since '85 when he picked off a Chris Miller attempt (return of two yards)...*"Raphel really came on for us near the end of the '87 season. If he continues to work hard and improve, he will definitely help our football team,"* Lions' Head Coach Darryl Rogers said.

### CAREER: Games: Played 26, Started 15.

Originally a fifth-round draft pick of the Redskins in 1985, Cherry was also selected in the first round by the USFL Houston Gamblers (sixth player overall chosen) that year...A very talented athlete, Cherry saw...In addition, Cherry caught one pass for 11 yards, returned four punts for 22 yards and one kickoff for nine yards...His top special teams day came against the Eagles (nine hits)...He was released by the Redskins during training camp in '86 and later picked up by the San Francisco 49ers after the regular season (same year), but he was released by the 49ers in August '87.

**COLLEGE and PERSONAL:** A second-team All-Western Athletic Conference quarterback at Hawaii as a senior, Cherry racked up superb numbers in his final season with the Rainbows...He completed 143 of 295 passes for 2,055 yards and six touchdowns in '84...Cherry concluded his career holding 29 passing and total offense records for Hawaii...His best game as a passer came against Wyoming, as he completed 22-of-29 attempts for 332 yards and two TDs...An outstanding prepster at Los Angeles' (CA) Washington High, where his TD strikes were called "Cherry Bombs"...He is a cousin to Kansas City Pro Bowler Deron Cherry...His full name is Raphel Jerome Cherry.

#### CHERRY'S PRO STATISTICS

Year	G/S	Tackles			Sacks No./Yds.	Interceptions No./Yds.	Fum. Rec.
		Tot.	Solo	Asst.			
1985 Wash. ....	16/ 5	69	36	33	0/0	2/29	0
1987 Det. ....	10/10	49	33	16	0/0	1/ 2	0
TOTALS .....	26/15	118	69	49	0/0	3/31	0

Additional Statistics—(at Wash.): punt returns, 4 for 22 (long 9); receiving 1 for 11; kickoff returns, 1 for 9; 87 hits on special teams (5th on team).



**55****MICHAEL COFER**

Outside Linebacker  
Tennessee  
6th Year  
HT: 6-5 WT: 245  
BORN: 4-7-60  
(D-3 in '83)

**ENTERING THIS SEASON:** An all-out effort player who excels at rushing the passer, Michael Cofer led the Lions in sacks a year ago, and he should be among the team, and possibly the league leaders in '88...He often lines up in the down position to rush the passer...With Cofer on one side and Jimmy Williams on the other, the duo gives the Lions one of the NFC's strongest pair of bookend linebackers.

**1987: Games: Played: 11, Started 11.**

Cofer's exceptional play last year did not go unnoticed as he earned NFC alternate status for the '88 Pro Bowl...He ended the season with 43 tackles (37 solos) and a team-leading 8.5 sacks (for 78 yards)...Was off to a quick start prior to the NFL strike, with six tackles in the season-opener (vs. Minnesota) and five tackles the next week against the Raiders...Upon the return of the veterans, Cofer registered a sack in the first game back against Green Bay...He missed Detroit's next game (with Broncos) because of a hip injury suffered against the Packers...In the Lions' Week 9 victory over Dallas, Cofer led the defensive charge with three solo tackles including two sacks of Cowboy quarterback Danny White...After a five-tackle effort and a fumble recovery against the Redskins (Week 10), he posted a career-best game against Chicago with 3.5 sacks for 31.5 yards including a 15-yard sack of Bears' rookie quarterback Jim Harbaugh on the #1 draft choice's first NFL pass play...His strong second-half surge continued in Week 12 (vs. K.C.), when he registered five tackles.

**CAREER: Games: Played 66, Started 56.**

An ultimate-effort player, Cofer has a total of 295 tackles (215 solos) over his career with the Lions...He has averaged eight sacks and two fumble recoveries over the last two seasons...Cofer's career began as a defensive end, and in his first pro start (in a Monday Night national TV game) he had one sack against the N.Y. Giants...His 107 total and 75 solo tackles led all Lions' defensive linemen in '84...When the current coaching staff took over (and went to a "34" defense) Cofer was switched to outside linebacker prior to the '85 season...Extremely quick, he has been clocked under 4.5 in the 40-yard dash.

**COLLEGE and PERSONAL:** Cofer was a first-team All-Southeastern Conference and honorable mention All-America as a senior at Tennessee ('82)...The four-year letterman and defensive captain earned his degree in elementary education...Once an aspiring actor, Cofer appeared in two stage plays, and he also hosted several mock performances of "Saturday Night Live" in college...Does imitations of famous actors and also of some of his teammates...Prepped at Rule High School in Knoxville, where he was an All-America in football and All-State in basketball...Full name is Michael Lynn Cofer.

**COFER'S CAREER BESTS**

Most Sacks: 3.5 at Chicago, (11-22-87)

Most Tackles: 10 vs. Tampa Bay, (11-23-86)

continued

**Cofer's Stats Next Page**



# COFER'S PRO STATISTICS

Year	G/S	Tot.	Tackles Solo	Asst.	Sacks No./Yds.	Interceptions No./Yds.	Fum. Rec.
1983	16/ 7	40	21	19	4 1/2/ 29	0/0	0
1984	16/16	107	75	32	7 / 49	0/0	1
1985	7/ 7	32	24	8	1 / 10	0/0	0
1986	16/15	73	58	15	7 1/2/ 69	0/0	3
1987	11/11	43	37	6	8 1/2/ 78	0/0	1
TOTALS	66/56	295	215	80	28 1/2/235	0/0	5



70

KEITH DORNEY

Guard-Tackle  
Penn State  
10th Year  
HT: 6-5 WT: 280  
BORN: 12-3-57  
(D-1 in '79)

**ENTERING THIS SEASON:** Despite battling injuries throughout his career, Keith Dorney remains one of Detroit's mainstays along the offensive line...A very intense and dedicated player who often plays above his injuries, the former Pro Bowl performer has started 110 of the 111 games he's appeared in.

## 1987: Games: Played 5, Started 5.

Dorney, the offensive co-captain along with FB James Jones, started five games last season but finished the year on injured reserve...A couple of the nagging problems — elbow and knee injuries — caused him to miss six games...Perhaps his best game of the season came against Kansas City, when Dorney, who started at right guard, and the rest of the offensive line did not allow a sack...Two weeks later (Week 14) he aggravated a knee and missed the entire second half against Tampa Bay (second meeting)...Dorney was placed on injured reserve Dec. 17.

## CAREER: Games: Played 111, Started 110.

The No. 1 pick of the Lions in the '79 draft, Dorney was the first offensive lineman selected...He was named to the Pro Football Writers' All-Rookie team that season...His unfortunate battle with injuries began his second year when he missed seven games with a serious knee injury, which required surgery, but incredibly, Dorney still returned to action in the final three games...In '81 he was named All-NFC first team offensive tackle by *United Press International* following an outstanding year...Became the Lions' offensive captain (a position he's held most of his career) in 1982 and responded with a performance that earned him his first Pro Bowl selection...A second straight trip to the Pro Bowl was lost when he suffered a back injury in the weight room and missed three weeks (games 5, 6, and 7) in '83...But once again he made a quick and seemingly impossible recovery and started the final eight games of the season and the playoff loss to San Francisco that year...He appeared well on his way to a second Pro Bowl trip during the '85 season, but when Dorney, always the consummate

"team player" agreed to switch positions (from tackle to guard) because of injuries to other members of the Lions' offensive line, it probably cost him that Pro Bowl invitation...Dorney played the final eight weeks of that '85 season with a broken big toe, and following the season was named for the second time to *UPI's* All-NFC first team (as a tackle)...He has endured eight orthopedic operations since entering the NFL...The only game he didn't start was the Week 13 contest his second season when he was coming back from knee surgery...For the third time in his career (1986), Dorney suffered another knee injury —"severe degenerative arthritis," to be exact—and initial reports believed the injury would end his career — but as before, he proved everyone wrong by returning after the minimum four weeks on injured reserve...His exemplary performance was rewarded by his teammates, who named Dorney the Lions' Offensive Most Valuable Player (an award he shared with FB James Jones)...He also received the prestigious Ed Block Memorial Courage Award, presently annually to each of the 28 NFL clubs by the East Side Athletic Club of Baltimore...Dorney also was honored by the Miller Brewing Company as the Lions' 1986 Miller Lite Offensive Lineman of the Year.

**COLLEGE and PERSONAL:** Picked by many as the nation's best collegiate offensive lineman his senior year ('78), Dorney also was considered to be the No. 1 overall pick of the entire draft by the *Washington Post* (he was selected by the Lions with the first round's 10th pick)...Helped Penn State to a No. 1 ranking as a senior until the Nittany Lions lost to Alabama in the Sugar Bowl...An All-America as a junior, Dorney was named to ten different first-team All-America teams his senior year...In addition, he was honored as an Academic All-America and finished college with a 3.3 grade point average and a degree in business administration...Began his collegiate career as a blocking tight end and started the 1975 Sugar Bowl as a freshman at that position...As a sophomore, he started 12 games at center before switching to tackle...A two-sport (football and basketball) All-America at Emmaus (Pa.) High School, Dorney also captained both teams...Does real estate work in San Juan Capistrano, Calif., where he resides in the off-season with wife Katherine and their new baby boy, Carlton, who was born this past May...His full name is Keith Robert Dorney.



**42**  
**GARY ELLERSON**

Running Back-  
Fullback  
Wisconsin  
4th Year  
HT: 5-11 WT: 220  
BORN: 7-17-63  
(FA in '87)

**ENTERING THIS SEASON:** Considered the best short-yardage runner on the squad, Gary Ellerson's status for '88 was uncertain prior to training camp...This past April a blood clot traveled through his heart and lodged in his lung...Ellerson missed the team's three-day mini-camp in May, and his condition will be monitored by team doctors before he is allowed to return to action...Third on the depth chart at halfback.

**1987: Games: Played 8, Started 2.**

A valuable commodity for the Lions last season, Ellerson saw action at both running back positions...He ended the season as the third-leading rusher with 196 yards on 47 attempts and three TDs...His 4.2 yards-per-carry average was tops among the backs (along with Karl Bernard)...Ellerson also gained 71 yards on seven receptions

**continued**

## Ellerson continued

and scored once...Was released off injured reserve by the Packers during the pre-season...He signed as a free agent with Detroit on Oct. 15, and started against the Seahawks three days later in Week 6... Quickly established himself by leading all rushers in that contest with 61 yards on 16 carries and he also caught one pass for nine yards...Ellerson's value soared when he started for injured FB James Jones and responded with 43 rushing yards a on five carries (including a game-high 33-yard rush — the longest run from scrimmage in '87 for a Lions' back) and three receptions for 16 yards and one TD (10 yards)...In Detroit's 20-10 win over Tampa Bay, he scored a key fourth quarter touchdown on a six-yard run...In the season finale (vs. Atlanta), Ellerson replaced the injured Garry James for most of the game and responded with career highs in rushing yards (73 yards) and rushing TDs (two, from 8 and 2 yards)...His 23-yard reception on a third-down play kept alive Detroit's first scoring drive against the Falcons.

### CAREER: Games: Played 39, Started 8.

Ellerson was a seventh-round draft choice of the Packers in the 1985 NFL draft...He rushed for 205 yards on 32 carries (6.4 average) and two TDs as a rookie...Paced Green Bay in rushing in each of the last two games of '85...He was a thorn in the side of his present club after rushing for 112 yards on 14 attempts and one TD in two Packer victories over the Lions his first year...A promising sophomore season was negated after Ellerson missed several nagging injuries...Started six games overall (appeared in 16), and closed out the season as the Packers' No. 4 rusher with 287 yards in 90 carries and three TDs...Also caught 12 passes for 130 yards and averaged 22.0 yards on seven kickoff returns.

**COLLEGE and PERSONAL:** Gained 1,053 yards in three seasons at Wisconsin (4.8 average), with 777 coming as a junior ('83)...He also scored 11 touchdowns that season...Ellerson missed his final year (1984) because of scholastic difficulties...He led the Big Ten in kickoff returns in 1982 with a 24.3 average on 15 runbacks...Began his Badger career at split end...an All-Georgia selection as a senior at Monroe High School (Albany, Ga.)...His full name is Gary Tobius Ellerson.

### ELLERSON'S CAREER BESTS

- +Most Rushes: 18 vs. Cincinnati (at Milw.), (10-5-86)
  - Most Yards: 73 at Atlanta, (12-27-87)
  - +Longest Rush: 37 (TD) at Detroit, 12-15-85
  - Most TDs Rushing: 2 at Atlanta, (12-27-85)
  - Most Recepts.: 3 (twice) (last time at Atlanta, 12-27-87)
  - +Most Yards: 67 vs. Cincinnati (at Milw.), (10-5-86)
  - +Longest Rec.: 32 vs. Cincinnati (at Milw.), (10-5-86)
  - Most TDs Rec.: 1 at Tampa Bay, (12-13-87)
  - +Longest KO Ret.: 57 at N.Y. Giants, (12-20-86)
- (+) with Green Bay

### ELLERSON'S PRO STATISTICS

Year	G/S	Att.	Rushing				Receiving				
			Yds.	Avg.	Long	TD	Rec.	Yds.	Avg.	Long	TD
1985 G.B.	15/0	32	205	6.4	37 1	2	2	15	7.5	11	0
1986 G.B.	16/6	90	287	3.2	18	3	12	130	10.8	32	0
1987 Det.	8/2	47	196	4.2	33	3	7	71	10.1	23	1
TOTALS	39/8	169	688	4.1	37 1	8	21	216	10.3	32	1



**77****KEITH FERGUSON**

Defensive End  
Ohio State  
8th Year  
HT: 6-5 WT: 260  
BORN: 4-3-59  
(Waivers in '85)

**ENTERING THIS SEASON:** Since joining the Lions, Keith Ferguson has been one of Detroit's top sack producers...A solid, experienced lineman who can play both end positions, Ferguson gives the Lions key veteran leadership on otherwise young defensive line.

**1987: Games: Played 12, Started 9.**

Despite losing his starting job in training camp when Eric Williams was switched back to his natural defensive end position from nose tackle, Ferguson flexibility allowed him the opportunity to see action at both end positions...Registered 30 total tackles on the year with one fumble recovery...Was second on the squad in sacks (6) and sack yardage (64)...He replaced the injured Williams in the starting lineup at left end against Denver and the following week (vs. Dallas) Ferguson started in place of William Gay at right end...His consistent efforts started to shine during a three-game stretch (vs. Washington, Chicago and Kansas City), when he made 11 total tackles, 4.5 sacks, forced a fumble and recovered one fumble...He also had six tackles and a forced fumble on a 20-yard sack of Minnesota QB Wade Wilson during Week 15.

**CAREER: Games: Played 100, Started 76.**

Ferguson has appeared in 100 games over his career and he has accumulated 294 total tackles (200 solos), 39.5 sacks and seven fumble recoveries...He was selected by his Lions teammates as the 1986 Most Valuable Defensive player after leading the team in sacks with 9.5 (for 73 yards in losses)...During the '85 season Ferguson had 50 tackles (42 solos) and had his first career interception (against Houston)...He would have scored on the seven-yard return if he had not fumbled the interception out of the end zone, and as a result, the Oilers gained possession on their 20-yard line...Ferguson, who came to Detroit via waivers following his release from San Diego (11-21-85), started the final four games of '85 and finished with 2.5 sacks along with 11 tackles and a pair of forced fumbles...His 55 tackles in '83 is career-high...During his years with the Chargers he racked up 21.5 sacks for 165 yards in losses...Once a 231-pound linebacker during his early San Diego days, Ferguson bulked up to his present 260 pounds and became a full-time starter at defensive end in his second pro season ('82)...He had a string of 67 straight NFL games snapped in Week 11 in Denver in '85 and was waived by the Chargers after that contest...A knee injury following seven games that season eventually cost him his starting position...A fifth-round pick by San Diego in '81, he has also seen action as a starter at defensive tackle (as a rookie) against Baltimore...Ferguson had three sacks versus the Colts that day.

**COLLEGE and PERSONAL:** Ferguson, who began his Ohio State career as an offensive tackle under Woody Hayes, was moved to defensive end for his final two seasons by then Head Coach Earle Bruce...He had 21 sacks in '79-80, and as a senior ('80) he was an honorable mention All-America as a defensive end at OSU and team co-captain...Ferguson was one of Florida's most highly-touted athletes in 1976 when

**continued**



### Ferguson continued

he prepped at Miami Edison High School... The All-State and two-time All-Dade County performer was also named a high school All-America by Adidas (at tackle)... He played against current teammate Curtis Green in the Florida All-Star game his senior year... A member of the All-Dade County '70s Decade team, Ferguson also received All-County honors in basketball... Averaged 17 ppg as a senior... He and his wife Mary Ann live year-round in La Mesa, Calif., with their son K.C.... His full name is Keith Tyrone Ferguson.

### FERGUSON'S CAREER BESTS

- \*Most Sacks: 4 at Philadelphia, (11-16-86)
- \*Most Tackles: 10 at New England, (12-8-85)
- (\*) with Detroit

### FERGUSON'S PRO STATISTICS

Year	G/S	Tot.	Tackles Solo	Asst.	Sacks No./Yds.	Interceptions No./Yds.	Fum. Rec.
1981 S.D.	16/ 1	39	17	22	3½/ 37	0/0	0
1982 S.D.	9/ 8	38	20	18	4½/ 35	0/0	1
1983 S.D.	16/16	55	43	12	5 / 44	0/0	2
1984 S.D.	16/16	50	40	10	8 / 41	0/0	1
1985 S.D./Det.	15/11	32	18	14	3 / 28	0/0	1
1986 Det.	16/15	50	42	8	9½/ 73	1/7	1
1987 Det.	12/ 9	30	20	10	6 / 64	0/0	1
TOTALS	100/76	294	200	94	39½/322	1/7	7



40

**DUANE GALLOWAY**

Cornerback  
Arizona State  
3rd Year  
HT: 5-8 WT: 181  
BORN: 11-7-61  
(FA in '85)

**ENTERING THIS SEASON:** It's always been a case of "Against All Odds" for the mighty-mite third-year cornerback... And for each of the past three seasons the undersized Galloway has conquered the odds and made the Lions roster... 1988 will be no different, but people are learning not to bet against Galloway... He enters training camp as the backup to Bobby Watkins at left corner.

### 1987: Games: Played 10, Started 7.

Detroit Head Coach Darryl Rogers has said of Galloway, "On paper, Gallo shouldn't be playing in the NFL, but you can't judge his ability or his heart on paper. He plays hard and when healthy, he's one of the finest defensive backs we have."... That was evident in the season opener against Minnesota, when Galloway replaced injured Watkins and intercepted two Wade Wilson passes in the first half with returns of 30 and 14 yards... Continued his fine play the next week (against the Raiders) by making four

solo tackles and a team-high three pass deflections, including stripping one from Raider TE Todd Christensen — who is seven inches taller and 50 pounds heavier than Galloway...After his return following the NFL work-stoppage, Galloway put together a three-game string of top efforts — against Green Bay (Week 7) he made five tackles despite being shaken up and forced from the game early in the contest...Led Detroit's secondary with seven tackles and one pass deflection against Denver (Week 8)...And concluded that stretch with another seven-tackle performance vs. Dallas...He also added an interception against the Cowboys...Galloway had 34 total tackles (31 solos) last season and finished second in interceptions (behind James Griffin) with three for 46 yards in returns...Was selected the Lions' recipient of the Ed Block Memorial Courage Award, which annually recognizes men of courage in the NFL.

#### **CAREER: Games: Played 28, Started 19.**

Galloway has seven interceptions for 104 yards over his three-year career...He also has 109 total tackles (96 solos) and two fumble recoveries...Selected by the Los Angeles Express in the 19th round of the 1983 (Jan.) USFL draft, Galloway was cut during training camp and signed with the CFL's Saskatchewan Roughriders in March '83...He was released by Saskatchewan that June, re-signed in July and played in six games, before being released again in August...He was signed by the Indianapolis Colts (5-15-84) and spent four weeks on their injured reserve that fall before being waived from reserve (9-18-84)...The Lions signed him on May 9, 1985...Replaced an injured Bruce McNorton in the '85 season-opener at Atlanta and was the Lions' best defender on the field...He registered eight tackles and two passes defended before disaster struck — as Galloway came up to force a sweep, he broke his arm attempting to tackle Falcon running back Gerald Riggs...The injury shelved Galloway for the rest of the '85 season...Galloway and Riggs, former college teammates at Arizona State, would meet again in the last game of the '86 season...Guess what? Same play, same result!...Incredibly, lightning did strike twice when Galloway came up to force another Riggs' sweep and after the collision Galloway broke the same arm in the same place...An intense hitter who excels at run support, Galloway posted 66 total tackles (57 solos) in '86...He also had four interceptions (58 return yards) and recovered one fumble.

**COLLEGE and PERSONAL:** A product of Los Angeles' famed Crenshaw High, Galloway began his collegiate career at Santa Monica Junior College, where he earned JUCO All-America honors at cornerback in '80...He enrolled at Arizona State (Darryl Rogers was head coach) in '81 and was a two-year starter in the secondary...He was coached at ASU by present Lions' assistant Willie Shaw...Galloway was a second team All-Pac 10 member as a senior in '82...Duane Keith Galloway makes his off-season home in Culver City, Calif.

#### **GALLOWAY'S CAREER BESTS**

Most Interceptions: 2 at Minnesota, (9-13-87)  
Most Tackles: 9 vs. Cincinnati, (11-2-86)

#### **GALLOWAY'S PRO STATISTICS**

Year	G/S	Tot.	Tackles Solo	Asst.	Sacks No./Yds.	Interceptions No./Yds.	Fum. Rec.
1985 .....	2/ 0	9	8	1	0/0	0/ 0	0
1986 .....	16/12	66	57	9	0/0	4/ 58	1
1987 .....	10/ 7	34	31	3	0/0	3/ 46	0
<b>TOTALS .....</b>	<b>28/19</b>	<b>109</b>	<b>96</b>	<b>13</b>	<b>0/0</b>	<b>7/104</b>	<b>1</b>



98

**DENNIS GIBSON**

Inside Linebacker  
Iowa State  
2nd Year  
HT: 6-2 WT: 240  
BORN: 2-8-64  
(D-8 in '87)

**ENTERING THIS SEASON:** After an exceptional rookie season, Dennis Gibson is expected to be a force in the middle for the Lions for years to come...Prior to 1987, he had never played an inside linebacker position...All he did was have as productive a rookie season as any first-year player in the NFL.

**1987: Games: Played 12, Started 12.**

Easily one of the NFL's top rookie performers, Gibson became the first Lions' rookie to lead the club in tackles (82 total, 68 solos) since defensive stats have been recorded...He also was the first linebacker to pace the club in that category since the 1983 season...*"In my opinion, Dennis Gibson, probably had as fine a season as you could ever expect from a rookie," said Lions' Head Coach Darryl Rogers. "In fact, if he was our No. 1 draft choice last season, and played the same way he did, everyone would be telling us what an exceptional draft we had in 1987. I don't think any rookie defensive player had the stats last season that Dennis had for us. Not only did he lead our team in tackles, but he played a position (inside linebacker) that he didn't play in college, when he was used as an outside backer. I believe he is going to get better and better and he will be a very fine player for years to come."*...After leading the Lions in tackles during the preseason, Gibson opened the season as one of two rookies (along with Jerry Ball) to earn a regular-season starting spot...In his first NFL game (season opener at Minnesota), he led Detroit with 11 tackles (seven solos), and had the team's only sack of the day (for eight yards)...Excelled against the Cowboys in Detroit's 27-17 win, with six solos, a pass interception (five-yard return) and a forced fumble...He really came on down the stretch, leading the squad in tackles in three of the last four games (12 tackles against the Rams, 11 vs. Minnesota (second meeting) and 11 at Atlanta...Named to Football Digest's Rookie All-Star team.

**COLLEGE and PERSONAL:** Gibson spent most of his collegiate career at outside linebacker for the Cyclones, and the four-year letterman was named the team's Defensive MVP his junior and senior years ('85 & '86)...Used most on special teams as a freshman ('83), Gibson owned the starting OLB position his final three seasons...In 1986 he was selected to the second team All-Big Eight team and played in the Blue-Gray and Senior Bowl games...Was a second-team All-State linebacker at Ankeny (Iowa) High School, where he led team to Iowa State playoffs as a senior with 108 tackles, 12 sacks and two blocked punts...An engineering major at ISU, Gibson also has a 35-inch vertical jump. His full name is Dennis Michael Gibson.

**GIBSON'S CAREER BESTS**

Most Tackles: 12 vs. L.A. Rams, (12-6-87)

Most Sacks: 1 at Minnesota, (9-13-87)

**GIBSON'S PRO STATISTICS**

Year	G/S	Tot.	Tackles Solo	Asst.	Sacks No./Yds.	Interceptions No./Yds.	Fum. Rec.
1987.....	12/12	82	68	14	1/8	1/5	0



**53****KEVIN GLOVER**

Center-Guard  
Maryland  
4th Year  
HT: 6-2 WT: 267  
BORN: 6-17-63  
(D-2 in '85)

**ENTERING THIS SEASON:** Hopes to duplicate his fine 1987 season, when, for the first time in his pro career, Kevin Glover went through a full season without suffering an injury. Although he is listed as the starter at left guard, Glover also may get a look at center — the position he played in college...Signed a new multi-year contract with the Lions this spring.

**1987: Games: Played 12, Started 9.**

Last year was Kevin Glover's NFL "coming out" party if you will... Easily his best year, Glover proved he not only can play in the NFL, but also that he can start and play well... When you think of Glover, his versatility comes to mind... After starting in only one game prior to '87, he drew the starting nod at three positions last year: right guard, left guard and center... Also saw a great deal of action on special teams... Even returned one kickoff for 19 yards (vs. Rams)... Missed a lineman's dream to score in the season opener (vs. Minnesota) when he caught a TD pass but he failed to report on that play as an eligible receiver — therefore his 3-yard TD catch was nullified by the penalty... (Glover had initially reported on play just before TD pass, but you must report prior to each play you line up as eligible receiver)... Glover gained his first start since an '86 meeting with the Browns when he manned the right guard spot against the Broncos... In his second start, he joined an offensive line effort that did not allow a sack in Detroit's win over Dallas... One of the team's most improved players... *"Kevin Glover really did a fine job for us last year," Lions' Head Coach Darryl Rogers said. "If he continues to improve, he'll be a fine NFL player for years to come."*

**CAREER: Games: Played 26, Started 10.**

Detroit's second-round selection of the '85 draft, Glover saw limited action his rookie year, playing the fewest amount of minutes (43) of any Lion who appeared in ten or more games... A knee injury in Week 11 of that season ended his rookie year... Another knee injury the following year — which occurred during his first starting assignment (at Cleveland) — caused Glover to miss 11 weeks of the season (from Week 4 to Week 16).

**COLLEGE and PERSONAL:** The leader of Maryland's powerful offensive line, Glover was a three-year starter for the Terrapins... He played offensive tackle his sophomore year before switching to center for his final two years... As a senior co-captain, Glover was named first-team All-America by The Sporting News... He received a game ball as a senior for his play against William Perry and the Clemson Tigers when Maryland rolled up 406 yards rushing and 571 total offensive yards in a 41-23 rout of the Tigers that year... Also started at center in both the Hula and Senior Bowls following his senior year... His roommate at the Senior Bowl was Detroit No. 1 '85 draft pick Lomas Brown... An All-State honoree at Largo (Md.) High School, Glover also earned letters in basketball, wrestling and track and field... A recreation major, his full name is Kevin Bernard Glover.

**62****CURTIS GREEN**

Defensive End-  
Nose Tackle  
Alabama State  
8th Year  
HT: 6-3 WT: 265  
BORN: 6-3-57  
[D-2 in '81]

**ENTERING THIS SEASON:** Curtis Green gives the Lions a quality and proven backup at defensive end...Used extensively on special teams and in the Lions' four-man front (inside at DT) in pass-rush situations...He is listed on the training camp depth chart behind Eric Williams at left end.

**1987: Games: Played 12, Started 0.**

Despite the lowest number of total tackles in his Detroit career (14), Green finished the season as the club's fourth-best pass rusher with 2.5 sacks for 27 yards...He appeared in 12 games, but for the first time in his career, Green did not draw a starting assignment...Saw extensive action against the Broncos, as the Lions often shifted into four-man fronts in order to stop Denver QB John Elway...He had four tackles in that game...Recorded six tackles (five solos) and a shared sack (with Michael Cofer) of Jim McMahon against Bears.

**CAREER: Games: Played 96, Started 46.**

After seven seasons of play, Green has 280 total tackles (205 solos) and 30.5 sacks...A second-round draft choice in '81, Green started five games and played in 14 and was named to the Pro Football Writers' All-Rookie team after ending the year with 42 total tackles and three sacks...Hampered most of the '82 season with an ankle injury, he only saw action in seven games...A starter in all 16 games in '83, his 5.5 sacks ranked third on the team...Posted a career-high eight sacks in '84, and for the second straight season, Green registered 71 tackles (and a career-high 52 solos)...With a defensive philosophy change in '85 (from the tradition four-man front to the 3-4 alignment), he was initially relegated to a reserve role...By season's end, though, he was back into the starting lineup due to injuries and finished second on the team in sacks with seven...Minor injuries slowed his production in '86, but Green played in all 16 games and finished fourth on the team with 3.5 sacks (for 24 yards in losses).

**COLLEGE and PERSONAL:** The MVP in the 1980 Sheridan Black All-Star Game, Green also played in the Blue-Gray Classic...A three-year starter at Alabama State, he recorded 252 tackles and 20 sacks during his college career...The physical education major was named team MVP his senior year...A prep standout (football and basketball) at Shanks High School in Quincy, Fla., Green played against current teammate Keith Ferguson in a high school all-star football game...He and his wife Patricia have two children: Carlos Donald and Chantel Dionne, and they live in Montgomery, Ala., during the offseason...His full name is Curtis Green.

**GREEN'S CAREER BESTS**

Most Tackles: 14 at New England, (12-8-85)

Most Sacks: 3 at Tampa Bay, (11-24-85)

# GREEN'S PRO STATISTICS

Year	G/S	Tot.	Tackles		Sacks	Interceptions	Fum. Rec.
			Solo	Asst.			
1981	14/ 5	42	26	16	3 / 30	0/0	1
1982	7/ 1	17	15	2	1 / 7	0/0	0
1983	16/16	71	51	20	5½/ 45	0/0	0
1984	16/15	71	52	19	8 / 68	0/0	1
1985	15/ 8	45	35	10	7 / 51	0/0	1
1986	16/ 1	20	15	5	3½/ 24	0/0	0
1987	12/ 0	14	11	3	2½/ 27	0/0	0
TOTALS	96/46	280	205	75	30½/252	0/0	3



34

JAMES GRIFFIN

Safety  
Middle Tennessee State  
6th Year  
HT: 6-2 WT: 197  
BORN: 9-7-61  
(FA in '86)

**ENTERING THIS SEASON:** James Griffin had a banner season as the Lions' starting strong safety in '87, but the Lions could not pass up the opportunity to select Bennie Blades as their first choice in this year's draft...Griffin has played both safety positions for the Lions, so his versatility is a plus.

## 1987: Games: Played 12, Started 12.

When Detroit acquired Griffin as a free agent two years ago, the Lions basically took out an insurance policy for the defensive backfield...Well, that policy really paid big dividends last season...He had his best season as a professional in '87 when he registered the NFL's second-highest number of interceptions with six (behind Washington's Barry Wilburn, who had nine), and finished with a career-high 56 total tackles (39 solos)...His six thefts were the most by a Lion since Bobby Watkins had the same number in '84, and Jimmy Allen had nine in '81...His importance to the team was evident after regular FS Devon Mitchell suffered a severe knee injury in the preseason finale at Philadelphia...He was switched to that position after earning the starting nod at strong safety...In his first start ever for the Lions (vs. Minnesota), Griffin intercepted QB Wade Wilson's first pass attempt and returned it 11 yards...In Week 2 at the Raiders, he made six tackles and made a diving pass interception of a Rusty Hilger pass and returned it 29 yards...After the NFL work stoppage Griffin returned to his strong safety position (where he remained for the rest of the year) against Green Bay and responded with six tackles, a sack, a forced fumble and one interception (with a return of 29 yards)...His outstanding play continued in Week 8 against the Cowboys, when he had seven tackles and two fourth-quarter interceptions — the last assuring the Lions' win...Ended the year with the team's second-most overall minutes played with 362.5, while leading the defensive unit with 341.1 minutes of action.

## CAREER: Games: Played 76, Started 23.

Obtained as a free agent (on 9-3-86) after failing to make the final 45-man Cincinnati

continued



**Griffin continued**

roster, Griffin has 17 career interceptions (386 return yards) and 152 total tackles... Three of his interceptions have been returned for touchdowns (all with the Bengals)... His longest was 57 yards versus Buffalo in '84... He earned AFC Defensive Player of the Week honors in a 35-30 Bengals' win over the Giants in '85, when he intercepted two passes (one for a TD) and recovered an onside kick... Grabbed a career-high seven interceptions that season for 116 yards... Provided instant help for the Lions ('86), opening the first game of the season in Detroit's nickel and dime packages and eventually working in as the team's regular nickel back... He had two interceptions, two sacks, and 15 total tackles along with one forced fumble and six passes defended... Has the knack for making big plays.

**COLLEGE and PERSONAL:** James combined with his brother Don (a starting CB for the 49ers) to register 11 pass interceptions in 1987... Both played at Middle Tennessee State in Murfreesboro, TN... Originally a seventh-round selection of the Bengals in '83, Griffin was the 193rd player chosen... His brother was taken in the sixth-round by San Francisco (the 162nd player picked)... James earned first-team All-Ohio Valley honors as a junior and senior... His full name is James Victor Griffin.

**GRIFFIN'S CAREER BESTS**

Most Tackles: 7, three times (last vs. Rams, 12-6-87)  
 Most Interceptions: 2 vs. two teams (last vs. Dallas, 11-8-87)  
 \*Longest Int. Ret.: 57 yards (TD) vs. Buffalo (12-16-84)  
 (\*) with Cincinnati

**GRIFFIN'S PRO STATISTICS**

Year	G/S	Tot.	Tackles Solo	Asst.	Sacks No./Yds.	Interceptions No./Yds.	Fum. Rec.
1983 Cin.	16/ 0	10	8	2	0/ 0	1/ 49t	0
1984 Cin.	16/ 0	16	13	3	0/ 0	1/ 57t	1
1985 Cin.	16/11	55	40	15	0/ 0	7/116 (33t)	0
1986 Det.	16/ 0	15	13	2	2/16	2/ 34	0
1987 Det.	12/12	56	39	17	1/11	6/130	0
<b>TOTALS</b>	<b>76/23</b>	<b>152</b>	<b>113</b>	<b>39</b>	<b>3/27</b>	<b>17/386 (3TDs)</b>	<b>1</b>

**46****DAVID HILL**

Tight End  
 Texas A&I  
 13th Year  
 HT: 6-2 WT: 255  
 BORN: 1-1-54  
 (FA in '88)

**ENTERING THIS SEASON:** Needing immediate and valuable help at the tight end position, the Lions' signed free agent David Hill to his second stint with the club (Apr. 19)... "Our tight end situation has not been stable since David Hill left," said Detroit Head Coach Darryl Rogers. "David has the experience and durability to help us, and



he has proven over the past 12 seasons to be an outstanding blocker which has to be a plus for our running game. He hasn't gotten many chances to catch the ball over the past few years, but we think he can still be a threat as a receiver, too."...Hill rejoins the Lions ranked sixth on the all-time Detroit pass receiving list with 245 pass receptions and in the top ten among Lions in receiving yards with 3,054.

**CAREER: Games: Played 176, Started 149.**

**1987: Games: Played 12, Started 12.**

1983-87 (with Rams): Hill was traded to the Rams by the Lions in '83 for a fourth-round draft choice ('84) and his role with the Rams became more of a blocking specialist — more often than not for Pro Bowler Eric Dickerson — over his last three years with the team...He missed only one regular-season start for the Rams over five seasons...He concluded his Los Angeles career with 113 receptions for 1,158 yards and five TDs...His best season with the Rams came in '84 when he grabbed 31 receptions for 300 yards and one score...Hill had five catches in a game on two occasions (Cincinnati and Green Bay) in '84.

**1976-82 (with Lions):** Detroit's second-round pick from Texas A&I in '76, Hill played in 100 games for the Lions over seven years...He became of the NFL's finest tight ends and earned Pro Bowl berths following the '78 and '79 seasons...He still holds the club's record for most receptions by a tight end with 53 catches for a personal-high 633 yards in '78...Hill was an All-Rookie choice in '76 when he caught 19 passes (five for touchdowns).

**COLLEGE and PERSONAL:** An All-American at Texas A&I, Hill caught 21 touchdown passes during his career...He also played in the East-West Shrine Game, All-American Bowl and the Japan Bowl...The journalism major is the brother of ABC-TV and Los Angeles-based sportscaster Jim Hill...He is also the first cousin of former Ram teammate Gary Green...Hill attended Highland High School in San Antonio...He and his wife, Ann, are residents of Yorba Linda, Calif., and they have two sons, Aaron and Adam Mykal...His full name is David Hill.

#### HILL'S PRO STATISTICS

##### Receiving

Year		G/S	Rec.	Yds.	Avg.	Long	TD
1976	Det. ....	14/ 5	19	249	13.1	271	5
1977	Det. ....	14/ 12	32	465	11.5	611	2
1978	Det. ....	16/ 16	53	633	11.9	32	4
1979	Det. ....	16/ 15	47	569	12.1	34	3
1980	Det. ....	16/ 16	39	424	10.9	29	1
1981	Det. ....	15/ 15	33	462	14.0	34	4
1982	Det. ....	9/ 8	22	252	11.5	27	4
1983	Rams ....	16/ 3	28	280	10.0	34	2
1984	Rams ....	16/ 16	31	300	9.7	26	1
1985	Rams ....	16/ 16	29	271	9.3	37	1
1986	Rams ....	16/ 15	14	202	14.4	33	1
1987	Rams ....	12/ 12	11	105	9.5	24	0
<b>TOTALS</b>		<b>176/149</b>	<b>358</b>	<b>4,212</b>	<b>11.8</b>	<b>611</b>	<b>28</b>



17

ERIC HIPPLE

Quarterback  
Utah State  
8th Year  
HT: 6-2 WT: 198  
BORN: 9-16-57  
(D-4 in '80)

**ENTERING THIS SEASON and 1987:** The Lions welcome the return of veteran quarterback Eric Hipple, who missed all of last season with an injury...Hipple heads into training camp as the backup, but Lions' coach Darryl Rogers indicates the job could be Hipple's if he beats incumbent Chuck Long out...*"One of the guys that we planned to have as a backup or possibly the starter in 1987 was Eric Hipple," Rogers said, "but Eric dislocated his thumb and missed the entire season. He never even got healthy enough late in the season to help us. But he is healthy now and that's a plus this season. Eric has had some success in the NFL and we can definitely win if the situation arises where Hipple is our quarterback."*...The injury, which required surgery, occurred during an '87 training camp practice and Hipple was placed on injured reserve after the Lions' roster had been trimmed to 45 (on 9-8-87)...Hipple had spent the entire off-season rehabilitating from elbow surgery and was in top shape when the thumb injury happened...**Games: Played 0, Started 0.**

**CAREER: Games: Played 96, Started 56.**

The fourth all-time leader in career passing yardage (10,458) in Detroit history, Hipple needs 1,428 yards to surpass Gary Danielson and move into third place...He is also one of only four Lions' signal-callers to pass for more than 10,000 yards...After spending most of his rookie season ('80) as the holder to placekicker Eddie Murray, Hipple was named Detroit's offensive MVP the following year ('81) after leading the Lions to six wins in their last ten games...He paced all NFL quarterbacks that season with seven rushing TDs...In his first pro start (also in '81), Hipple passed for a career-high 336 yards and four TDs, in addition to rushing for two scores as the Lions romped to a 48-17 win over the Chicago Bears in front of a capacity Silverdome crowd and a Monday Night Television audience...His first TD pass (in that victory) was a two-yarder to Rick Kane, while his fourth (and final) scoring strike of the evening covered 94 yards to Leonard Thompson, which still ranks as the third longest in Detroit history...His up-and-down career saw him replaced as the Lions' starter after four games of the '82 season only to recaptured the job in '83 and lead the squad to the NFC Central Division title (Detroit's first since the 1957 NFL Championship)...He missed the post-'83 season playoff game against the 49ers due to a knee injury, but he did connect on 22-of-38 passes for 298 yards and one TD in an '82 playoff loss to the Redskins...Injuries and a fall from favor limited Hipple to just one start in '84, but he bounced back the next year to start 15-of-16 games...He responded in 1985 with career highs in completions (223), attempts (406), passing yards (2,952), touchdowns (17) and interceptions (18)...Hipple racked up impressive stats in the first 10 games of '86 before a persistent elbow injury forced him to the sideline for the remainder of the season...The mishap reduced his role to holder on placements for the final six games...He concluded the season as the NFC's third-rated passer, behind Minnesota's Tommy Kramer and San Francisco's Joe Montana, and his 63% completion percentage topped the entire league...Despite suffering a broken nose in the Week 3 game against Tampa Bay, Hipple established the Lions' single-game mark with 31 pass completions, and one week later upped that figure to 33 at Cleveland...In a

Week 6 win at Green Bay, Hipple was a sizzling 15-of-19 from the field for a career-best 79% completion percentage.

**COLLEGE and PERSONAL:** A four-year starter at Utah State, Hipple led the Aggies to two Pacific Coast Athletic Association championships ('78 and '79)...The Downey, Calif., native was the nation's sixth-best passer and tops in the PCAA with 1,924 yards passing as a senior ('79), and concluded his career with 6,073 yards on 459-of-850 passing and 34 TDs...Hipple is the father of two children, Erica and Jeffrey...He makes his off-season home in Dana Point, Calif....Spent a good deal of this past off-season in Michigan, working out daily at the Silverdome...His full name is Eric Ellsworth Hipple.

#### HIPPLE'S CAREER BESTS

*Most Attempts:	50 at L.A. Rams, (10-19-86)
*Most Completions:	33 at Cleveland, (9-28-86)
Most Yards:	336 vs. Chicago, (10-19-81)
Most TD Passes:	4, twice (last vs. Jets, 11-28-85)
Longest Pass:	94 (TD to L. Thompson) vs. Bears, (10-19-81)
Highest Percentage:	79% at Green Bay, (10-12-86) — 15-of-19
Most Interceptions:	5 vs. Minnesota, (9-25-83)
Longest Rush:	27 vs. Chicago, (10-30-83)
Most TDs Rushing:	2, twice (last vs. G. Bay, 10-9-83)
Most Yds. Rushing:	47, twice (last vs. Chicago, 11-22-81)
(*) Detroit team record	

#### HIPPLE'S PRO STATISTICS

##### Passing

Year	G/S	Att.	Comp.	Yards	Pct.	Long	TD	Int.
1980 ....	15/ 0	0	0	0	00.0	0	0	0
1981 ....	16/10	279	140	2,358	50.2	94t	14	15
1982 ....	9/ 4	86	36	411	41.9	52	2	4
1983 ....	16/16	387	204	2,577	52.7	80t	12	18
1984 ....	8/ 1	38	16	241	42.1	40	1	1
1985 ....	16/15	406	223	2,952	54.9	56	17	18
1986 ....	16/10	305	192	1,919	63.0	46	9	11
1987 ....	On Injured Reserve—Did Not Play							

TOTALS	96/56	1,501	811	10,458	54.0	94t	55	67
--------	-------	-------	-----	--------	------	-----	----	----

##### Rushing

Year	Att.	Yards	Avg.	Long	TD
1980 .....	0	0	0.0	0	0
1981 .....	41	168	4.1	18	7
1982 .....	10	57	5.7	20	0
1983 .....	41	171	4.2	27	3
1984 .....	2	3	1.5	2	0
1985 .....	32	89	2.8	26	2
1986 .....	16	46	2.9	13	0
1987 .....	-	-	-	-	-
TOTALS ....	142	534	3.8	27	12



**33****GARRY JAMES**

Running Back  
Louisiana State  
3rd Year  
HT: 5-10 WT: 214  
BORN: 9-4-63  
(D-2 in '86)

**ENTERING THIS SEASON:** The injury bug has hampered the productivity of Garry James during his brief NFL career...When healthy, he gives the Lions a quality running back...With a healthy "JAMES GANG" backfield of James and fullback James Jones, Detroit has one of the best tandems in the league...*"If we're going to be a good football team, Garry James has to produce," said Detroit Coach Darryl Rogers. "He has to play more than he has the past two years. If we can keep Garry James healthy for the majority of the season, then I feel we can look at our running back position as one of strength."*...For the first time since joining the Lions, James made Michigan his off-season home and spent the winter and spring months working out with his teammates and coaches at the Silverdome.

**1987: Games: Played 8, Started 7.**

James' second season began on the sidelines, after he sustained a rib injury during the preseason...The setback caused him to miss the season-opener at Minnesota and forced him to come off the bench against the Raiders in Week 2...He carried the ball four times for 21 yards (5.3 average)...After the NFL work stoppage, James had a solid game versus Green Bay with a personal best seven receptions for 91 yards...Two weeks later against Dallas he scored two rushing TDs for the first time in his career...The final TD proved to be the game-winner...An injured shoulder suffered during the first half of the contest with the Redskins forced him to miss much of the game, and as a result, the next three contests...James returned to the starting lineup against Tampa Bay (Week 14) and led the biggest team rushing effort of the year with 18 carries for 67 yards...The next week, he totalled 152 yards from scrimmage (94 rushing yards on 17 attempts (5.5 average), and 58 yards receiving on three receptions) against the Vikings...His 16-yard TD in the fourth quarter pulled Detroit to within three points, 17-14, which turned out to be the final score...In the season finale at Atlanta, James missed most of the game with an eye injury and muscle spasms...His seasonal numbers were down from his rookie year...James rushed for 270 yards on 82 attempts (3.3 average) and four touchdowns...His four rushing TDs led the Lions...He also caught 16 receptions for 215 yards (13.4 average).

**CAREER: Games: Played 24, Started 22.**

An All-Rookie selection by UPI and Pro Football Weekly, James in 1986 turned in the most rushing yards by a Detroit running back since Billy Sims had 1,303 in '80...The second-round ('86) draft pick out of LSU ended the year with 688 yards on 161 carries (4.3 average) and three TDs, despite being hampered by a deep stomach pull early in the season...Among rookie runners, James trailed only NFL Rookie of the Year Rueben Mayes in yards gained (Mayes had 1,353)...In the Lions' 21-14 win at Green Bay (first meeting), James romped for 140 yards, including a 41-yard TD run...His second best effort of the year — 84 yards — came at Pittsburgh, where he also ran 60 yards for a touchdown...The play became the longest Detroit TD run since Sims

went 48 yards for a score against Denver in '81...A fine receiver out of the backfield, James also grabbed 34 receptions for 219 yards.

**COLLEGE and PERSONAL:** James was a part of the famed "Dalton-James Gang" at LSU (which also featured present New Orleans tailback Dalton Hilliard), and despite sharing most of the rushing load with Hilliard, he finished his collegiate career as the Tigers' fourth-leading career rusher with 2,217 yards — one of only five LSU backs to ever rush for over 2,000 in his career...The duo accounted for more career rushing and receiving yards (8,394 total) than any backfield tandem in Southeastern Conference history...James concluded his career with 3,211 total yards...As a senior, he led the Tigers with 50 receptions for 414 yards and was second in the SEC among receivers with an average of 4.5 catches per game...James also gained 21.1 yards per kickoff return during his career (27 for 569 yards)...He rushed for a career-high 166 yards against Tulane in '82...He was also named MVP in the East-West Shrine game following his senior season...A highly-touted prospect out of West Jefferson High in Gretna, La., James was a first-team All-Quad A member as a senior and his squad's MVP after rushing for 1,510 yards and scoring 24 touchdowns...During the off-season, he married the former Raina Bley of New Orleans...His full name is Garry Malcom James.

#### JAMES' CAREER BESTS

Most Rushes:	22 at Green Bay, (10-12-86)
Most Rushing Yards:	140 at Green Bay, (10-12-86)
Most TDs Rushing:	2 vs. Dallas, (11-8-87)
Longest Rush:	60 (TD) at Pitt., (12-7-87)
Most Pass Receptions:	7 vs. Green Bay, (10-25-87)
Most Yards Receiving:	91 vs. Green Bay, (10-25-87)
Longest Reception:	46 vs. Minnesota, (12-20-87)

#### JAMES' PRO STATISTICS

Year	G/S	Att.	Yds.	Rushing			Rec.	Yds.	Receiving		
				Avg.	Long	TD			Avg.	Long	TD
1986 ....	16/15	161	688	4.3	60l	3	34	219	6.4	26	0
1987 ....	8/ 7	82	270	3.3	17	4	16	215	13.4	46	0
<b>TOTALS</b>	<b>24/22</b>	<b>243</b>	<b>958</b>	<b>3.9</b>	<b>60l</b>	<b>7</b>	<b>50</b>	<b>434</b>	<b>8.7</b>	<b>46</b>	<b>0</b>

#### THE LIONS WERE IN 1987 . . .

1-6 At Home	2-0 When Led At End Of 3rd Quarter
1-7 In Domed Stadiums	0-11 When Behind At End Of 3rd Quarter
1-2 In Three-Point Games	0-7 When Lost Coin Toss
4-4 When Scored First	1-8 On Artificial Turf
1-4 When Led At Half	3-3 On Grass
2-7 When Trailed At Half	2-2 When Scoring 21 Or More Points
4-4 When Won Coin Toss	4-3 When Led At End Of 1st Quarter
2-0 When Tied After 3rd Quarter	0-6 When Behind At End Of 1st Quarter
3-5 On The Road	1-0 When Tied At Half
3-4 Outdoors	0-2 When Tied At End Of 1st Quarter
4-2 When Yielding 20 Points Or Less	



**58****GEORGE JAMISON**

Outside Linebacker  
Cincinnati  
2nd Year  
HT: 6-1 WT: 226  
BORN: 9-30-62  
(SD-2 in '84)

**ENTERING THIS SEASON:** A valuable role player, George Jamison is an excellent special teams performer who also sees extensive action in the Lions nickel defensive package...He is listed on the training camp depth chart as the backup to Jimmy Williams at left outside linebacker.

**CAREER and 1987: Games: Played 12, Started 0.**

Originally selected by Detroit in the supplemental draft of USFL players in 1984, Jamison played on two USFL championship teams with the Philadelphia ('84) and Baltimore ('85) Stars after he was that team's second-round draft pick in '84)...Signed as a free agent during the '86 training camp, he sustained an Achilles injury in camp and was placed on injured reserve for all of '86...Jamison saw action in 12 games in '87, ending the season tied with Paul Butcher as the leader in special teams minutes played with 112.7...He also finished the year with 16 total tackles and his first-ever NFL sack (Denver's Gary Kubiak was the victim)...Gained more playing time in Detroit's second meeting with Minnesota and responded with four tackles...Two points were credited to him with his tackle of Green Bay's Walter Stanley in the end zone for a safety...Jamison was an All-Rookie USFL choice in '84.

**COLLEGE and PERSONAL:** Jamison attended the University of Cincinnati, where he was an All-America and All-Metro pick his senior season ('83)...An excellent pass rusher who compiled 29 sacks during his career, he led his team with six sacks and was third in total tackles (62) his final year...Originally recruited as a fullback, Jamison switched to defensive tackle as a sophomore and a junior...Makes his off-season home in nearby Rochester...His full name is George R. Jamison, Jr.

**JAMISON'S CAREER BESTS**

Most Tackles: 4 vs. Minnesota, (12-20-87)

Most Sacks: 1 vs. Denver, (11-1-87)

**23****EARL JOHNSON**


Cornerback  
South Carolina  
2nd Year  
HT: 6-0 WT: 190  
BORN: 10-20-63  
(FA in '87)

**ENTERING THIS SEASON:** Earl Johnson heads into training camp behind Bruce McNorton and Ricky Smith on the Lions' training camp depth chart...Play on special teams could help earn spot on final roster.

### **CAREER and 1987: Games: Played 5, Started 3.**

The Lions are Johnson's third team in three years...He joined the club as a free agent (11-6-87) after his release from Denver (11-3-87)...Johnson started all three replacement games for the Broncos — two at cornerback, one at safety...He was not activated for Detroit's Week 8 contest against Dallas, and two weeks later (11-19-87), Johnson was released again...A No. 9 draft choice of the New Orleans Saints in the 1985 draft, Johnson saw action on the special teams in the final two games of the year after being on injured reserve (knee) for the first 14 games of '85.

**COLLEGE and PERSONAL:** A member of South Carolina's 1984 Gator Bowl team, Johnson was the fastest player on the Gamecocks' squad with 4.4 speed in the 40-yard dash...He had 28 tackles and one interception his senior year ('84)...In addition to football, Johnson was a decathlete at USC and he finished third in the Metro Conference decathlon after leading until the final event...He also participated on the 400-meter relay team...Johnson prepped Seabreeze High School in Daytona Beach, Fla., where he was an honorable mention All-State in football and a prep All-America in track...Makes his off-season home in Daytona Beach...Full name is Earl Johnson, Jr.

	<div><div>30</div><div>JAMES JONES</div></div>	<p>Fullback Florida 6th Year HT: 6-2 WT: 229 BORN: 3-21-61 (0-1 in '83)</p>
--	--	---

**ENTERING THIS SEASON:** After five seasons as the starter, James Jones is looking to recapture the form he displayed in 1985 and 1986...*"James Jones did not produce the numbers (statistics) last season that he must in order for us to be successful," said Lions Head Coach Darryl Rogers, "I still feel J.J. is one of the best fullbacks in the NFL and if we can complement him with a healthy backfield mate, then he will be that much better."*

### **1987: Games: Started 11, Played 11.**

Despite leading the Lions in rushing for the third straight year, it was not a typical James Jones season...He gained a career-low 342 yards on 96 attempts (3.6 average), and for the first time in his five years with Detroit, he did not score a touchdown...Jones, a quality receiver coming out of backfield, also snared 34 receptions last year for 262 yards (7.7 average)...He led the Lions in rushing on five occasions, with a season-high 58 yards in the season opener at Minnesota...He averaged 5.1 per carry in Detroit's 27-17 win over Dallas (nine carries for 46 yards), and against the eventual Super Bowl champion Washington Redskins, Jones gained 53 yards on the ground, 13 receiving yards and made one tackle on the punt return coverage unit...After suffering a pinched nerve while making a special teams tackle against Chicago (Week 10), he missed the following week's contest with Kansas City...He went over 5,000 total yards from scrimmage in his career against the Rams (week 13)...A 40-yard rushing effort against Tampa Bay moved him one yard past former Lions' great Mel Farr on the all-time Detroit rushing chart (3,073 for Jones, 3,072 for Farr) — at the conclusion of the year, he had 3,138 career yards to place fifth on the all-time list.

continued

**CAREER: Games: Played 71, Started 70.**

Last year marked the first time in three seasons that Jones did not receive the Lions' Offensive MVP award (he shared the award with guard Keith Dorney in '86)...He needs 796 yards to surpass Nick Pietrosante for fourth place on the career rushing chart...Has led the Lions in TDs in three of the last four seasons...Jones is fifth in career receiving with 256 receptions (2,059 yards), and he enters the season 21 catches behind Leonard Thompson for fourth place, and 31 behind Jim Gibbons in third place...In career touchdowns, Jones ranks sixth with 33 — trailing Doak Walker (34), Mel Farr (36) and Leonard Thompson and Terry Barr (both with 38)...Billy Sims is the all-time leader in TD scored with 47...He needs 136 rushes to have 1,000 in his career and 44 receptions to reach the 300-mark...Jones joined forces with the University of Detroit in a continuing education program that encourages professional athletes to complete their college degrees.

**COLLEGE and PERSONAL:** An explosive talent from the University of Florida, Jones was the 13th player selected overall in the '83 draft...He ended his career with the Gators as the fourth all-time leading rusher in school history with 2,026 yards on 468 carries (4.3 average)...Jones began his career at tight end...An All-American at Ely High in Ft. Lauderdale, Fla., he played quarterback, linebacker and tight end...The Lions' '87 nominee for the NFL/Travelers Insurance "Man of the Year" program, Jones is on the board of director for the southwest Michigan chapter of the March of Dimes fall golf tournament, one of the chapter's major benefits...He is also active in the Michigan Summer Special Olympics...In 1985, Jones was selected the "Lion of the Year" by the Michigan March of Dimes...Was the Lions' nomination for the "Byron 'Whizzer' White Humanitarian Award" this past off-season...One of ten children, he and his wife Sheila are the parents of a daughter, Jasmine...The two of them also served on the board of directors for the Ronald McDonald House of Detroit...He makes his off-season home in Rochester Hills...His full name is James R. Jones.

**JONES' CAREER BESTS**

*Most Rushes:	36, two times (last vs. Minn., 9-7-86)
Most Yards Rushing:	174 vs. Minnesota, (9-7-86)
Most TDs Rushing:	3 vs. Green Bay, (10-9-83)
Longest Rush:	39 vs. Minnesota, (9-7-86)
*Most Receptions:	12 at Cleveland, (9-28-86)
Most Yards Receiving:	85, two times (last vs. Raiders, 12-10-84)
Longest Reception:	46 vs. Chicago, (10-16-83)
Most Receiving TDs:	1, on ten occasions
(*) ties Lions all-time record	

**JONES' PRO STATISTICS**

Year	G/S	Att.	Rushing				Rec.	Receiving			
			Yds.	Avg.	Long	TD		Yds.	Avg.	Long	TD
1983	14/14	135	475	3.5	18	8	46	467	10.2	46	1
1984	16/16	137	532	3.9	34	3	77	662	8.6	39	5
1985	14/13	244	886	3.6	29	6	45	334	7.4	36	3
1986	16/16	252	903	3.6	39	8	54	334	6.2	21	1
1987	11/11	96	342	3.6	19	0	34	262	7.7	35	0
<b>TOTALS</b>	<b>71/70</b>	<b>864</b>	<b>3,138</b>	<b>3.6</b>	<b>39</b>	<b>23</b>	<b>256</b>	<b>2,059</b>	<b>8.0</b>	<b>39</b>	<b>10</b>



**87****VYTO KAB**

Tight End  
Penn State  
5th Year  
HT: 6-5 WT: 240  
BORN: 12-23-59  
(FA in '87)

**ENTERING THIS SEASON:** Vyto Kab joins the group of challengers for the starting tight end position...His veteran experience is a big plus, as is his size and his above average blocking skills.

**1987: Games: Played 7, Started 2.**

Kab was obtained on waivers from the Cleveland Browns midway through the season (11-9-87) when then Lions' starting tight end Rob Rubick suffered a knee injury vs. the Cowboys (Week 8)...Kab looked upon the acquisition as a good omen...*"When you live right, sometimes good things happen to you. I'm due. This is a good opportunity for me. Finally, the dice rolled good for me."*...He was immediately pressed into duty against Washington (Week 9) when starter Mark Lewis was ejected from the game...Kab responded on the Lions' next possession with his first two receptions since '84...He finished the season with five catches for 54 yards (10.8 average) with a long of 28 at Chicago (week 10).

**CAREER: Games: Played 57, Started 23.**

Originally a third-round draft choice of Philadelphia in '82, Kab spent three seasons with the Eagles (1982-84), appearing in 39 games (21 starts)...He had 31 receptions for 332 yards and five TDs during his years with the Eagles, with his best season coming in 1983 when he made 18 catches for 195 yards (10.8 average)...The next season ('84), Kab had nine receptions — three of which went for touchdowns...Released by the club during the '85 season, he was picked up by the New York Giants where he played in 11 games, mostly as the extra tight end and on special teams...Kab recorded five tackles on kick coverages...He was waived by the Giants during the '86 preseason and signed by Cleveland on Feb. 23 of the following year.

**COLLEGE and PERSONAL:** A three-year letterman at Penn State, Kab was a tough, combination blocker-receiver for the Nittany Lions...Despite missing three games as a senior ('81), Kab caught seven passes that year and he was selected to play in the Senior Bowl...A scholastic All-America in high school, he prepped at DePaul High in Wayne, N.J....A member of New York Governor Mario Cuomo's Committee of Athletes Against Drunk Driving, Kab and his wife Patricia are the new parents of a baby girl, Devon Alexandra.

**KAB'S CAREER BESTS**

Most Receptions: 4, twice (last at Chicago, 11-13-83)  
Most Yards Receiving: 56 vs. Baltimore, (10-30-83)  
Most TDs Receiving: 1, five times (last vs. Dallas, 12-2-84)  
\*Longest Reception: 28 at Chicago, (11-22-87)  
(\*) with Detroit

**Kab's Stats Next Page**

**continued**

# KAB'S PRO STATISTICS

Year	G/S	Receiving		Avg.	Long	TD
		Rec.	Yds.			
1982 Phil. ....	9/ 4	4	35	8.8	13	1
1983 Phil. ....	14/14	18	195	10.8	25	1
1984 Phil. ....	16/ 3	9	102	11.3	26	3
1985 Phil. ....	1/ 0	0	0	0.0	-	0
Giants ....	11/ 0	0	0	0.0	-	0
1986 .....			Did Not Play			
1987 Del. ....	7/ 2	5	54	10.8	28	0
TOTALS .....	58/23	36	386	10.7	28	5



83

GARY LEE

Wide Receiver-  
Kick Returner  
Georgia Tech  
2nd Year  
HT: 6-1 WT: 202  
BORN: 2-12-65  
(D-12 in '87)

**ENTERING THIS SEASON:** One of the Lions' biggest surprises of 1987 was Gary Lee, who went from a 12th-round draft choice to a starting wide receiver at the end of the season...He heads into the '88 campaign as the team's top kickoff return man and a reserve wide receiver...*"Gary probably came on stronger than anyone ever expected as a rookie last season," commented Lions' Head Coach Darryl Rogers. "He was a starter at the end of the season (due to injuries) and did a very adequate job for us. He was the best we've had (at returning kickoffs) in the three seasons I've been here."*...Heading into training camp, Lee is second on the depth chart behind Pete Mandley at wide receiver.

## CAREER and 1987: Games: Played 12, Started 3.

One of two 12th-round draft picks on the squad (along with TE Rob Rubick), Lee topped the Lions with 32 kickoff returns for 719 yards...Both marks are the fourth-highest in Detroit history...His 22.5 kickoff return average was the fourth-best in the NFC last season, and his 50-yarder against Atlanta in the season finale was the team's longest of the year...He tied a team record with seven kickoff returns against Green Bay (joining John Arnold and Joe Watt), and his 141 yards in returns in that game was the eighth-highest in Lions' history...Grabbed a season-high seven passes for 69 yards against the Rams in Week 13...Lee teamed up with Chuck Long to connect on Detroit's longest pass play of the season, 53 yards against the Falcons...His 19 receptions (along with Butch Woolfolk) were the fourth-best on the squad last year, while his 16.2 yards-per-catch was the highest among the receivers...Does a good job catching the ball across the middle of the field.

**COLLEGE and PERSONAL:** A four-year letterman as a wide receiver and return specialist for Georgia Tech, Lee led the Yellow Jackets in receiving and kickoff returns as a senior ('86)...Returned one of his 30 kickoff returns for a 99-yard TD against North



Carolina State in his final year...He ended his collegiate career as Georgia Tech's career leader in TD receptions with 14...An honorable mention All-America selection as a junior ('85) by The Sporting News, Lee led the Atlantic Coast Conference in yards per reception (22.2) and in kickoff return average (30.3)...Of his 29 receptions in 1985, 26 resulted in either a first down or a touchdown...Scored a TD on a 95-yard kickoff return against Georgia that season...A talented running back at Westover High School in Albany, Ga., Lee led his region in scoring and was picked as the Region 1AAAA Offensive Player-of-the-Year as a senior...Had a 45.6 punting average in high school...He also participated in basketball and track...His full name is Gary Dewane Lee.

### LEE'S CAREER BESTS

Most Receptions: 7 vs. L.A. Rams, (12-6-87)  
 Most Yards: 85 vs. Minnesota, (12-20-87)  
 Longest Reception: 53 at Atlanta, (12-27-87)  
 \*Most KO Returns: 7 vs. Green Bay, (10-25-87)  
 Most KO Ret. Yds.: 141 vs. Green Bay, (10-25-87)  
 (\*) tied Lions record

### LEE'S PRO STATISTICS

Year	G/S	Receiving		Avg.	Long	TD
		Rec.	Yards			
1987	12/3	19	308	16.2	53	0

Year	No.	Kickoff Returns		Long	TD
		Yards	Avg.		
1987	32	719	22.5	50	0



81

MARK LEWIS

Tight End  
 Georgia Tech  
 3rd Year  
 HT: 6-2 WT: 250  
 BORN: 5-5-61  
 (FA in '87)

**ENTERING THIS SEASON:** Will be in a training camp battle for roster spot at tight end...Acquisition of veteran David Hill and second-round draft pick Pat Carter will make this position one of the most competitive in training camp...Mark Lewis enters training camp listed second on the depth chart behind Rob Rubick.

**CAREER and 1987: Games: Played 10 (1 with Green Bay), Started 1.**

Lewis was signed as a free agent by the Lions on Oct. 16 of last year after he was released by the Packers on 9-15...He played one game for Green Bay — the season-opener vs. the Raiders — but did not register a pass receptions...Lewis only has two receptions (for seven yards) in his brief pro career, both coming as a member

continued

### Lewis continued

of the Packers in '86...Both catches were for touchdowns, the first a four-yard pitch from Vince Ferragamo vs. the Vikings (9-28) and the second a three-yarder from Randy Wright vs. the 49ers (10-26)...Played a prominent role on special teams that season, registering 10 tackles...Lewis missed most of '85 with an injury (he played in one game).

**COLLEGE and PERSONAL:** A two-year starter at Texas A&M, Lewis majored in industrial education...Concluded his collegiate career with 40 receptions for 518 yards (13.0 average) and six touchdowns...Lewis' best season came in his senior year ('84) when he grabbed 16 passes for 226 yards and two TDs...He was an All-City, All-District, All-State and All-America performer at Kashmere High School in Houston...His full name is Mark Joseph Lewis.

LEWIS' PRO STATISTICS						
Year	G/S	Receiving		Avg.	Long	TD
		Rec.	Yds.			
1985 G.B. ....	1/0	0	0	0.0	0	0
1986 G.B. ....	16/1	2	7	3.5	4	2
1987 G.B. ....	1/0	0	0	0.0	0	0
Det. ....	9/1	0	0	0.0	0	0
TOTALS .....	27/2	2	7	3.5	4	2



**50**  
**DANNY LOCKETT**

Inside Linebacker  
Arizona  
2nd Year  
HT: 6-2 WT: 248  
BORN: 7-11-64  
(0-6 in '87)

**ENTERING THIS SEASON:** Danny Lockett heads into training camp as the backup to Shelton Robinson at inside linebacker...*"I believe Danny Lockett can become a very fine football player," said Detroit coach Darryl Rogers. "He's going to get the chance this year to be that football player that we know he can become. Hopefully, he'll respond to that challenge."*

### CAREER and 1987: Games: Played 13, Started 1.

The coaching staff felt they had a steal when Lockett was still available in the sixth round of the 1987 draft and by season's end, Danny Lockett proved them right...A player with exceptional athletic ability who can play both inside and outside linebacker as well as special teams, Lockett garnered 35 total tackles (24 solos) last season...In the Week 2 contest at the Raiders, Lockett played two positions — inside linebacker and defensive end (in four-man front in passing situations)...He's expected to see even more action as a down lineman this season in the Lions' four-man front...He rejoined the club in time for the Seattle game (during the NFLPA work stoppage), and finished with five tackles and one sack (in a starting role)...By returning for that

contest, Lockett played in more games (13) than any Lion last year...His recovery of a Tony Dorsett fumble in Detroit's win over Dallas led to a 19-yard Eddie Murray field goal which completed the day's scoring...Filled in for Shelton Robinson against Kansas City (Week 11) and responded with another five-tackle performance...Lockett's best game of the season came in the second meeting in the Silverdome against Minnesota, when he registered 11 total tackles (six solos).

**COLLEGE and PERSONAL:** Lockett saw action at both linebacker and defensive end in his two years of college ball at the University of Arizona...He earned second-team All-Pac 10 honors as a strongside linebacker when he finished fourth on the team with 102 tackles (65 solos)...A fine pass rusher, Lockett had 21 sacks in two seasons with the Wildcats...He also played one year at the College of the Sequoias (JUCO) in Visalia, Calif., where he garnered second-team Junior College All-America and first-team All-California JC honors...Lockett was also selected California's JUCO Defensive Player-of-the-Year after recording 130 tackles, 12 sacks and two interceptions and recovered three fumbles...He prepped at Peach County (Ga.) High...A general studies major, his full name is Danny Key Lockett.

#### LOCKETT'S CAREER BESTS

Most Tackles: 11 vs. Minnesota, (12-20-87)

Most Sacks: 1 vs. Seattle, (10-18-87)

#### LOCKETT'S PRO STATISTICS

Year	G/S	Tot.	Tackles Solo	Asst.	Sacks No./Yds.
1987 .....	13/1	35	24	11	1/8



16

CHUCK LONG

Quarterback  
Iowa  
3rd Year  
HT: 6-4 WT: 211  
BORN: 2-18-63  
(D-1 in '86)

**ENTERING THIS SEASON:** Perhaps the most encouraging factor for the Lions as they enter the 1988 season is the continuing development of quarterback Chuck Long...The starting job belongs to Long, who spent the entire off-season working out daily at the Silverdome with his teammates and coaches...*"I think Chuck Long had a good season a year ago," stated Lions' Head Coach Darryl Rogers. "And I feel he will improve this season. We think that he made great progress, and I expect him to be even better this year. And every year that he's in the NFL, I believe he will continue to get better."*

#### 1987: Games: Played 12, Started 12.

Long was given the starting job in training camp and proceeded to take every offensive snap during the '87 regular season...After an outstanding preseason (54.1% completion

continued



## Long continued

percentage), he opened the regular campaign in fine fashion, completing 63.2% (24-of-38, 195 yards, one TD) of his attempts in Detroit's season-opening loss to Minnesota...His two-yard scoring toss to Scott Williams against the Raiders accounted for the only points for Detroit in a 27-7 loss...The layoff from the strike didn't appear to hinder his progress when the veterans returned...Long had one of the finest passing games in Lions' history against Green Bay — 33 completions (which tied Eric Hipple's '86 record) on 47 attempts (fourth-highest in team history) for a 70.2% average and 362 yards (third-highest single-game total in Detroit history)...In the second half, Long was incredible, connecting on 21-of-28 passes for 241 yards and a TD...He also connected on three touchdowns, and more importantly, no interceptions...He nearly orchestrated the greatest comeback in Lions' history, when he led the Lions from a 31-7 deficit to a 33-31 lead late in the game, only to watch the Packers kick a field goal to go ahead 34-33 with one minute remaining...Undaunted, Long still put the Lions in a position to win in game's final seconds...He completed 4-of-5 passes and directed the Lions to the Packers' 28-yard line...But the Lions' 45-yard field goal attempt went wide as the final seconds ticked off the clock...His first victory as a starter came against the Cowboys...He threw for 217 yards on 15-of-28 passing and a 20-yard TD to Rob Rubick...His 48 attempts in the Silverdome versus the Rams was the third-highest in Detroit history (he completed 26, for 288 yards, one TD, and two interceptions)...Long directed the club to two wins (Tampa Bay and Atlanta) in its last three games, and he ended the season as the team leader in offensive minutes played (308.5)...His longest completion of his career came in the season finale at Atlanta — 53 yards to Gary Lee...Long's final numbers of '87 placed him in the team's top five in several categories: 416 attempts (second-highest), 232 completions (third-best), 2,598 passing yards (fifth-most) and 20 pass interceptions (tied for fourth—and led NFL)...Among NFC leaders, Long was second in pass attempts (behind Neil Lomax) and third in pass completions (trailing Joe Montana and Lomax).

## CAREER: Games: Played 15, Started 14.

Entered the NFL record books with his first regular season NFL pass...It came during the Lions' Week 14 contest at Tampa Bay and it went for a 37-yard touchdown to Leonard Thompson...League records failed to show any other quarterback whose initial NFL pass went for a TD...Playing time early in his rookie career was limited due to his late reporting date to training camp (caused by contract negotiations)...He became the first quarterback selected by Detroit in the first round since Greg Landry in '68...Long saw playing time in only three games — two as a starter — and he threw for 247 yards on 21-of-41 passing and two TDs...He almost led the Lions to an upset in his first-ever start, against the defending world champion Chicago Bears, by connecting on 50% of his attempts (12-of-24) for 167 yards and one TD, but the Bears kicked a last-second field goal to win 16-13.

**COLLEGE and PERSONAL:** A three-year starter at Iowa, Long led the Hawkeyes to three bowl appearances during his career (Peach Bowl in '83, Freedom Bowl in '84 and Rose Bowl in '86)...The consensus All-America ('85) and two-time All-Big Ten pick was the Heisman Trophy runnerup to Bo Jackson in '85...He was also named the 1985 Maxwell Trophy recipient which goes to the College Football Player of the Year as selected by the Maxwell Football Club of Philadelphia...Long holds all the Iowa career passing records and also is the Big Ten Conference's all-time leader in passing and total offense...He also owns Big Ten career record for TD passes in a game (6), season (27) and career (74)...He threw for at least 200 yards in 27 college games during his career and his Iowa records include: 1,203 pass attempts, 782 completions, 74 TDs, 10,461 yards and single-season completion percentage (67.1%)...At the end of his NCAA career, Long ranked third in career passing efficiency and

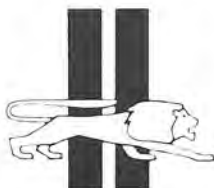
sixth in passing yards, and his 22 consecutive completions in an '84 game at Indiana also set an NCAA mark... During his career at Iowa, the Hawkeyes were 33-12-1 (.730) in games that Long started... He was a seven-letter winner in football, basketball and baseball at North High School in Wheaton, Ill., a Chicago suburb, where he was the All-Illinois quarterback as a senior... Very active in charity golf tournaments in the off-season... Born in Norman, Okla., his full name is Charles Franklin Long, Jr.... He and his wife Lisa make their off-season home in nearby Bloomfield Hills, Mich.... The couple welcomed their first child in June, a baby girl, Lindsay Ruth.

### LONG'S CAREER BESTS

Most Pass Attempts:	48 vs. Rams, (12-6-87)
*Most Pass Completions:	33 vs. Green Bay, (10-25-87)
Most Yards Passing:	362 vs. Green Bay, (10-25-87)
Most TD Passes:	3 vs. Green Bay, (10-25-87)
Longest Passing Play (TD):	34 vs. Tampa Bay, (11-23-86)
Longest Passing Play:	53 at Atlanta, (12-27-87)
Highest Percentage:	100% (1-1) vs. Tampa Bay, (11-23-86)
	70.2% (33-47) vs. Green Bay, (10-25-87)
Most Interceptions:	4 at Washington, (11-15-87)
Most Rushes:	3, three times
Most Yards Rushing:	15 at Washington, (11-15-87)
Longest Rush:	15 at Washington, (11-15-87)
	(*) tied Lions record

### LONG'S PRO STATISTICS

Passing								
Year	G	Att.	Comp.	Yards	Pct.	Long	TD	Int.
1986 ....	3/ 2	40	21	247	52.5	34t	2	2
1987 ....	12/12	416	232	2,598	55.8	53	11	20
<b>TOTALS</b>	<b>15/14</b>	<b>456</b>	<b>253</b>	<b>2,845</b>	<b>55.5</b>	<b>53</b>	<b>13</b>	<b>22</b>
Rushing								
Year	Attempts		Yards	Avg.	Long	TD		
1986 .....	2		0	0.0	0	0		
1987 .....	22		64	2.9	15	0		
<b>TOTALS .....</b>	<b>24</b>		<b>64</b>	<b>2.7</b>	<b>15</b>	<b>0</b>		





**82****PETE MANDLEY**

Wide Receiver-  
Kick Returner  
Northern Arizona  
5th Year  
HT: 5-10 WT: 191  
BORN: 7-29-61  
[D-2 in '84]

**ENTERING THIS SEASON:** With the desire to prove that last season was not a fluke, Pete Mandley will look to pick up where he left off in '87...After much acclaim as an outstanding punt returner, Mandley established himself as one of the premier receivers in the league...He was Detroit's most productive weapon last year...*"There's no question our best receiver last season was Pete Mandley," said Lions' Head Coach Darryl Rogers. "Pete should continue to develop and get even better this season. Pete really has come a long way for us. If he continues to make progress like he did last season, he can be an excellent receiver in the National Football League. He gives us speed and the ability to make something happen after he catches the ball. He also got us into the end zone (seven TDs) a lot last season."*

**1987: Games: Played 12, Started 12.**

Making the first pro start of his career, Mandley equalled his total number of receptions from the previous season (seven) against the Vikings in the '87 season opener...He gained 79 yards on the day and scored his first TD as a receiver (five yards from Chuck Long)...Clearly becoming a favorite target of Long, he finished with another seven-reception (110 yards) effort against the Raiders in Week 2...After the strike, Mandley continued his career season with a six-catch, 77-yard performance versus Green Bay...In that game, he had two TD catches for the first time in his career...Mandley finished with a career-high eight receptions for 97 yards in the Lions win over the Cowboys, but perhaps his biggest play was a 61-yard punt return on the Lions' first possession in the third quarter which led to a Garry James two-yard TD run...The beat continued the next week against the Redskins as he averaged 10.0 yards-per-catch (seven for 70 yards), including a 30-yarder which set up Karl Bernard's first career TD...He averaged four receptions-per-game in the last four contests (vs. Rams, Buccaneers, Vikings and Falcons) and he earned a spot as a Pro Bowl alternate and the vote of his teammates as the Lions' MVP on offense...Mandley's 58 catches (720 yards, 12.4 average) placed him fifth among NFC leaders last year (third among receivers) and it was the sixth-highest season total in team history...His seven TD receptions were the most by a Lion since 1968...He also returned 23 punts for 250 yards (for a 10.9 average — fifth in the NFC)...He had a 73-yard punt return for a TD against Minnesota (Week 15) called back because of a penalty...That would have given him a punt return TD in each of the last three seasons...Mandley gained three yards on his first NFL carry in the season-ending win over Atlanta.

**CAREER: Games: Played 59, Started 12.**

A second-round draft choice out of Northern Arizona in 1984, Mandley's debut got off to a rocky start after he suffered a preseason toe injury...He missed several weeks of training camp and as a result, it put him behind for much of the '84 season...Although he registered just three pass receptions as a rookie, he did lead the squad in kickoff returns with 22 for a 17.7 average...Gained more playing time under the new coaching staff the following year ('85)...Mandley accounted for 871 all-purpose yards that season and scored his first pro TD on a 63-yard punt return against San Francisco...Mandley

had 18 catches for 316 yards (17.6 average) that year...His 10.6 punting average was the third-best in the NFC and the seventh-best in the NFL...He scored another TD via punt returns in '86, when he blitzed the Falcons in the season finale for an 81-yard TD...Mandley's 43 punt returns for 420 yards were the Lions' second and third-best single-season totals respectively...In limited duty at wide receiver, he recorded seven receptions for 106 yards (15.1 average)...Entering this season, Mandley's 106 punt returns for 1,073 yards place him fourth (in both categories) in the all-time Detroit record book.

**COLLEGE and PERSONAL:** The holder of the NCAA Division 1-AA record for all-purpose yards with 5,922 (previously held by L.A. Raider Frank Hawkins), Mandley averaged 14.8 yards every time he touched the ball in four seasons at Northern Arizona...He set five Big Sky Conference records and 13 school marks, and captained the Lumberjacks for his final 17 games...An All-America selection as a junior (*The Sporting News* and the *Associated Press*), Mandley totalled 1,986 yards of total offense in '83...He was a sprinter on the NAU track team as a senior...Attended Westwood High School (also the prep school of Dallas' Danny White) in Mesa, Ariz., where he was All-State in track and football...Mandley and his wife Teresa have a son, Dejdown and a daughter, Treasure..."Pete" is not his given name, it resulted from his father's nicknaming him "PeeWee" as a child and it evolved into "Pete"...His full name is William H. Mandley.

#### MANDLEY'S CAREER BESTS

Most Receptions:	8 vs. Dallas, (11-8-87)
Most Yards Receiving:	127 vs. Chicago, (12-22-85)
Longest Reception:	51 at Pittsburgh, (12-7-86)
Most TDs Receiving:	2 vs. Green Bay, (10-25-87)
Most Kickoff Returns:	4 vs. Chicago, (12-16-84)
Most KO Return Yards:	91 vs. Chicago, (12-16-84)
Longest KO Return:	37 at Philadelphia, (11-16-86)
Most Punt Returns:	5, three times (last at Rams, '86)
Most Punt Return Yards:	109 vs. Atlanta, (12-21-86)
Longest Punt Return:	81 (TD) vs. Atlanta, (12-21-86)
Punt Return TDs:	1, twice (last at Atl., 81 yds., '86)

#### MANDLEY'S PRO STATISTICS

Year	G/S	Receiving		Avg.	Long	TD
		Rec.	Yards			
1984 .....	15/ 0	3	38	12.7	19	0
1985 .....	16/ 0	18	316	17.6	37	0
1986 .....	16/ 0	7	106	15.1	51	0
1987 .....	12/12	58	720	12.4	41	7
TOTALS ....	59/12	86	1,180	13.7	51	7

Year	No.	Punt Returns				Kickoff Returns				
		Yds.	Avg.	Long	TD	No.	Yds.	Avg.	Long	TD
1984 ....	2	0	-	0	0	22	390	17.7	32	0
1985 ....	38	403	10.6	63t	1	6	152	25.3	35	0
1986 ....	43	420	9.8	81t	1	2	37	18.5	37	0
1987 ....	23	250	10.9	61	0	0	0	0.0	0	0
TOTALS	106	1,073	10.1	81t	2	30	579	19.3	37	0

**57****VERNON MAXWELL**

Linebacker  
Arizona State  
5th Year  
HT: 6-2 WT: 235  
BORN: 10-25-61  
(FA in '85)

**ENTERING THIS SEASON:** This could be a "prove" year for Vernon Maxwell at linebacker...After averaging 7.1 tackles-per-outing in '86, Maxwell accumulated 1.3 tackles-per-game last season (in 12 games)...Most of that can be attributed to the lack of playing time and the outstanding seasons turned in by outside linebackers Jimmy Williams and Michael Cofer.

**1987: Games: Played 12, Started 1.**

While Maxwell saw limited action at linebacker, he performed well on the Lions' special teams...*"Vernon is a quality athlete who gives us excellent depth at linebacker," Lions' Head Coach Darryl Rogers said. "His play on special teams has been a big plus for us. He has to continue to contribute on special teams and also be a key role player in certain situations at linebacker for our football team."*...He registered 16 total tackles on the year (14 solos).

**CAREER: Games: Played 78, Started 49.**

A second-round selection (29th overall) by Baltimore in 1983, Maxwell led the Colts in quarterback sacks as a rookie (11)...His effort that season earned him numerous honors, such as: AP and Pro Football Writers' Rookie of the Year, NFLPA and AFC defensive Rookie of the Year, College and Pro Football Newsweekly All-Pro (second team), and the UPI, Football Digest and Pro Football Writers' All-Rookie teams...He also finished third on the squad in total tackles (92) and the team leader in solo tackles (68) in '83...The next year ('84), Maxwell was second on the Colts in sacks (8.5) and tenth in total tackles (53)...He fell out of favor with the club and was traded to San Diego during the '85 training camp for a fifth-round pick...Was released by the Chargers prior to the opening game of the '85 season, and was signed by the Lions on Oct. 25, when Cofer went on the injured list with a hip injury...In his second year with Detroit ('86), Maxwell displayed the talent he showed in '83 when he earned NFL Defensive Rookie-of-the Year (as selected by the Associated Press) honors with Baltimore...He racked up 107 total tackles in 1986 (third on the club), just five behind team leader Demetrious Johnson...Maxwell led all linebackers that year with 87 solos and he also recorded two sacks.

**COLLEGE and PERSONAL:** A former pupil under Darryl Rogers at Arizona State, Maxwell was a three-time All-Pac Ten selection...He concluded his career with 337 total tackles, including 178 solos...As a senior ('82), he was one of four finalists for the Lombardi Award, awarded to the nation's outstanding collegiate lineman, and Maxwell was named ASU's defensive MVP in his final season...Also named first-team All-America by NEA, Football Coaches, Football Writers, Walter Camp and Sporting News...Played in the 1983 Hula Bowl...Born in Birmingham, Ala., he attended Verbum Dei High School in Los Angeles...His full name is Vernon Leroy Maxwell.

**MAXWELL'S CAREER BESTS**

Most Tackles: 4 vs. New England, (9-4-83)



# MAXWELL'S PRO STATISTICS

Year	G/S	Tot.	Tackles Solo	Asst.	Sacks No./Yds.	Interceptions No./Yds.	Fum. Rec.
1983 Colts	16/16	92	68	24	11/ 90	0/0	2
1984 Colts	16/15	53	39	14	8/ 57	0/0	1
1985 Det.	9/ 2	7	6	1	0/ 0	0/0	0
1986 Det.	15/15	107	87	20	2/ 9	0/0	4
1987 Det.	12/ 1	16	14	2	0/ 0	0/0	0
<b>TOTALS</b>	<b>68/49</b>	<b>275</b>	<b>214</b>	<b>61</b>	<b>21/156</b>	<b>0/0</b>	<b>7</b>



29

**BRUCE McNORTON**

Cornerback  
Georgetown (Ky.)  
College  
7th Year  
HT: 5-11 WT: 175  
BORN: 2-28-59  
(D-4 in '82)

**ENTERING THIS SEASON:** Veteran member of defensive secondary whose leadership will be crucial to success of young backfield...Enters training camp as the starting right cornerback...Has started for the Lions since the 1984 season.

## 1987: Games: Played 12, Started 12.

After three straight 70-plus tackle seasons (1983-85) was snapped in '86 (65), McNorton would have once again reached that plateau if not for the NFL work stoppage (which caused him to miss four games)...His 64 total tackles (53 solos) led all defensive backs and his 370.9 minutes played paced the entire Lions squad...He also registered three interceptions last year (20 yards in return yards)...McNorton entered the season with the Lions' longest string of consecutive regular-season starts (56), but it ended at 58 straight due to the NFLPA work stoppage...In the first two games prior to the strike, he registered 12 total tackles (eight of which came against the Raiders)...When the regulars returned to action against Green Bay, McNorton led all tacklers with nine and he forced a fumble that eventually led to an Ed Murray field goal...He forced another fumble a week later against Denver in addition to recording seven tackles...Had a busy day vs. Kansas City (Week 12) with a game-high 11 tackles and a 20-yard interception that helped set up a late fourth-quarter TD drive...In Week 13 action against the Rams, he recorded six tackles and intercepted a Jim Everett fourth-quarter pass in the end zone.

## CAREER: Games: Played 80, Started 68.

McNorton has started at right cornerback since Week 9 of the '83 season, and he enters this season with 364 total tackles and 18 interceptions...Originally drafted as a defensive back/kick returner by Detroit, the fourth-round ('82) draft choice has not returned a kickoff or punt during his pro career...He missed most of his rookie season

continued



### McNorton continued

('82) with a hand injury suffered in training camp...He keyed a 31-21 win over the defending AFC champion Dolphins in week of '85 with 11 tackles and a critical break-up of a fourth-down Dan Marino pass late in the contest...Called the team's "most improved defensive back" in '85, McNorton was the Lions' fifth-leading tackler that season.

**COLLEGE and PERSONAL:** McNorton was the first player ever drafted from Georgetown (Ky.) College where he set school records for career interceptions with 24 and single-season and kickoff return average, a whopping 29.6 his senior year...He captained both the football and track teams as a senior and was named the school's most outstanding practicum student...An All-Conference pick as a junior and senior, McNorton was also selected Little All-America in '81...Participated in the Senior Bowl that year...A social work major, his nickname is "Chili"...Earned that moniker in '82 training camp after the defensive backs drafted a policy of donating \$1 toward a chili party at the end of camp for every ball missed or dropped and McNorton was the team leader in donations...He was an All-State player at Spruce Creek High in Port Orange, Fla... McNorton and his wife Rosalind, make their off-season home in Daytona Beach, Fla., with daughters Mykeshia and Brittney...His full name is Bruce Edward McNorton.

### McNORTON'S CAREER BESTS

Most Tackles: 11 vs. Miami, (10-27-85)  
Most Interceptions: 2, twice (last vs. Minn., 11-17-85)  
Most Int. Ret. Yards: 22 vs. Minnesota, (11-17-85)  
Longest Int. Return: 22 vs. Minnesota, (11-17-85)

### McNORTON'S PRO STATISTICS

Year	G/S	Tot.	Tackles		Sacks	Interceptions	Fum. Rec.
			Solo	Asst.	No./Yds.	No./Yds.	
1982 .....	4/ 0	6	2	4	0/0	0/ 0	0
1983 .....	16/ 8	74	59	15	0/0	7/30	0
1984 .....	16/16	79	54	25	0/0	2/ 0	0
1985 .....	16/16	76	63	13	0/0	2/14	0
1986 .....	16/16	65	52	13	0/0	4/10	2
1987 .....	12/12	64	53	11	0/0	3/20	0
TOTALS .....	80/68	364	283	81	0/0	18/74	2



**74****JOE MILINICHIK**

Guard  
North Carolina State  
2nd Year  
HT: 6-5 WT: 275  
BORN: 3-30-63  
(D-3 in '86)

**ENTERING THIS SEASON:** Joe Milinichik provides quality depth at both guard positions for the Lions...A solid run blocker, Milinichik displayed great progress in his first season...His primary position is the right guard slot, backing up starter Keith Dorney.

**CAREER and 1987: Games: Played 11, Started 0.**

A third-round draft choice in '86, Milinichik saw his first regular season action in 1987...He had the misfortune of missing his entire rookie season after suffering a dislocated elbow in a locker room fall which forced him to spend the '86 season on injured reserve...He earned one start in the '87 preseason and got his first regular-season action in the season opener at Minnesota...After several games of limited playing time, Milinichik gained extensive action at right guard vs. Tampa Bay (Week 13) when Dorney went down with an injury in the second half...When left guard Scott Barrows was sidelined with an injury in Week 14 action against Minnesota, Milinichik filled in admirably once again...*"Joe Milinichik helps solidify the inside line play," said Detroit Head Coach Darryl Rogers. "Joe is a strong run blocker. He has done some things well for us and has made great progress in one year. If he makes as much progress this year as he did last year, then I think we have a bonafide guard who's going to play."*

**COLLEGE and PERSONAL:** Milinichik was a four-year starter at North Carolina State, where he earned All-Atlantic Coast Conference honors his junior ('84) and senior season ('85)...He also was named an AP and UPI honorable mention All-America in '85...A powerful and mobile lineman Milinichik played in the Hula, Senior and Blue-Gray Bowl games...A versatile athlete in high school, he was a three-year letterman as an offensive tackle, nose guard and kicker, and was a star pitcher on the school's state baseball championship team...The vocational industrial education major is married to the former Kathy Anderson and they are the parents of a young son...His full name is Joseph Michael Milinichik.





31

DEVON MITCHELL

Free Safety  
Iowa  
2nd Year  
HT: 6-1 WT: 194  
BORN: 12-30-62  
(D-4 in '86)

**ENTERING THIS SEASON and 1987:** If Devon Mitchell returns this season from a severe knee injury, the Detroit secondary will receive a much-needed boost...The injury, sustained in the final preseason contest of last year, caused Mitchell to miss the entire '87 season...His loss created a huge void in the defensive backfield last year, and as a result, the Lions drafted Miami All-America Bennie Blades in the first round this year...According to Detroit coach Darryl Rogers, Mitchell will not participate in full-contact action until the final '88 preseason game, provided his status is 100%.

**CAREER: Games: Played 16, Started 16.**

A fourth-round draft choice in '86 from the University of Iowa, Mitchell capped off a spectacular first year by earning All-Rookie honors from the Pro Football Writers and Pro Football Weekly...The only Lions' rookie to start every game in '86, he recorded five interceptions (for 41 yards) and 70 total tackles (51 solos)...Two of his thefts came against Steve Young in Detroit's 38-17 road victory at Tampa Bay.

**COLLEGE and PERSONAL:** Mitchell's 18 career interceptions at Iowa tied the all-time school record held by 1939 Heisman Trophy winner Nile Kinnick...He was one of 13 Hawkeye seniors (including Lions' teammate Chuck Long) to be named co-MVP of the 1985 Iowa Big Ten Championship and Rose Bowl squad...A two-time honorable mention All-America (1984-85), Mitchell was an All-Big Ten first-team member in '84 and a second-team honoree as a senior ('85)...A four-year letterman at Iowa, Mitchell joined the Hawkeyes as a walk-on in '81 (he redshirted during his first year)...He followed recruited high school teammates Owen Gill (Indianapolis) and Nate Creer to Iowa...Attended New York City's (Brooklyn) Tilden High School where he was a two-sport (football and baseball) athlete...Originally born in Jamaica, Mitchell moved with his family to New York City when he was seven...Spent the past offseason learning the automobile dealership business from former Lions all-time great Mel Farr...He and his wife Tanya have a son, Devon, Jr., and reside in Rochester Hills, Mich...His full name is Devon D. Mitchell.

**MITCHELL'S CAREER BESTS**

Most Interceptions: 2 at Tampa Bay, (11-23-86)  
Most Int. Ret. Yds.: 17 at Chicago, (10-26-86)  
Most Tackles: 8 at Phila., (11-16-86)

**MITCHELL'S PRO STATISTICS**

Year	G/S	Tackles			Sacks No./Yds.	Interceptions No./Yds.	Fum. Rec.
		Tot.	Solo	Asst.			
1986	16/16	70	51	19	0/0	5/41	0
1987		On Injured Reserve—Did Not Play					
TOTALS	16/16	70	51	19	0/0	5/41	0



**52****STEVE MOTT**

Center  
Alabama  
6th Year  
HT: 6-3 WT: 270  
BORN: 3-24-61  
(D-5B in '83)

**ENTERING THIS SEASON:** A heady veteran with a tremendous work ethic, Steve Mott has been the starter at center since Week 5 of his rookie season ('83)...Along with Keith Dorney, he's a veteran leader on an otherwise young offensive line.

**1987: Games: Played 11, Started 11.**

Mott's steady play at center continued in his fifth season and coupled with the play of the rest of the offensive line, it enabled Chuck Long to develop as an NFL quarterback...In Week 9 action against the Cowboys, Mott and his teammates did not permit a sack in a 27-17 win over Dallas...The following week (game 10 vs. Washington), another strong offensive line outing allowed only one quarterback sack — in the fourth quarter — to Redskins...After suffering a neck injury in the second half against the Rams (Week 13), Mott missed the next contest at Tampa Bay, but he returned to action for the Lions' final two regular season games against Minnesota and Atlanta.

**CAREER: Games: Played 60, Started 59.**

Detroit's second fifth-round selection of the 1983 draft, Mott's entrance into the starting lineup (Week 5) coincided with the team's championship about-face...After starting 1-4, the Lions won eight of the last 12 games with Mott at center enroute to the '83 NFC Central Division crown...He was one of only three rookies (along with James Jones and Mike Cofer) to start the '83 playoff game against San Francisco...He sustained a knee injury in that contest (in the first half) that required surgery and an entire off-season of rehabilitation...His recovery was successful, but after starting the first six games of the '84 season, he was sidelined for the remainder of that season with a fracture/dislocation of his ankle...In 1985, despite playing most of the season with a broken ring finger on his snapping hand, Mott started all 16 games...A 27-game string of consecutive starts was broken in '86 when Mott was forced to the sidelines with a severely sprained arch in his foot against Philadelphia, but he was able to return for the team's final three games of that season.

**COLLEGE and PERSONAL:** A high school All-America from New Orleans' (La.) Archbishop Shaw High School, Mott was recruited by the legendary Alabama coach Paul "Bear" Bryant...He was a three-year letterman at Alabama and a member of the Crimson Tide's 1979 national championship team...An All-SEC first team and honorable mention All-America in '82, Mott was the captain on Bryant's last Alabama ('82) squad...He and his wife Julie, a former 'Bama cheerleader, are very active in community and charity projects in both Detroit and their off-season residence of Birmingham, Ala...For the third straight year, they were instrumental in providing clothes for the needy on Thanksgiving Day with their annual "Lions' Merry Christmas"

**continued**



## Mott continued

program... It was held prior to the team's yearly Thanksgiving Day game last season... In '86, their efforts were the subject of Detroit's NFL/United Way segment... Mott was the Lions' nominee for the NFL Man of the Year in '86, and his wife was a finalist among all NFL players' wives in the '87 NFLPA/Childhelp Awards dinner which recognized community involvement... He was also the 1985 recipient of the Ed Block Memorial Courage Award, which recognizes men of courage in the NFL and is presented by the East Side Athletic Club of Baltimore to one player on each of the 28 NFL teams... His full name is Walter Stephen Mott, III.

	<div data-bbox="450 385 574 465">3</div> <div data-bbox="367 487 668 531"><b>EDDIE MURRAY</b></div>	<p>Placekicker Tulane 9th Year HT: 5-10 WT: 175 BORN: 8-29-56 (0-7 in '80)</p>
--	---	--

**ENTERING THIS SEASON:** One of the NFL's most accurate kickers, Eddie Murray hopes to pick up in 1988 where he left off last season... He finished the '87 campaign by hitting eight of his last 10 field goals and 11 of his last 14... Enters the 1988 season as the second-highest scorer among active NFC players.

### 1987: Games: Played 12, Started 0.

Murray added to his Detroit all-time scoring record after leading the Lions in that category for the eighth straight season... He scored 81 points last year, hitting 20-of-32 field goals and 21-of-21 extra point attempts... His string of having played in a team-high 73 straight games was snapped with the '87 NFL strike... In the season opener at Minnesota, Murray connected on his first four FGs (26, 27, 24, and 34) of the year, but when he missed his fifth of the day — from 54 yards — it prevented him from tying his own Lions' record for the longest field goal and string of successful field goal attempts (12)... He also was called upon to punt against the Vikings when Russell Erxleben suffered an injury and Murray delivered with kicks of 46 and 33 yards... Had his first field goal blocked since his rookie season against the Raiders (Week 2)... Murray was a big factor in win over the Cowboys (Week 9) with a perfect two-for-two on FGs and three-for-three on PATs... With two field goals (three attempts) against Washington, his late season surge began... Murray's last six games went like this: connected on his only FG attempt at Chicago (Week 10), from 36 yards; 2-of-3 FGs vs. Kansas City; 3-for-4 against the Rams (Week 13); 2-for-2 at Tampa Bay; he didn't get to attempt a field goal in Week 15 against Minnesota; and 3-for-4 in the season finale at Atlanta... Murray's 53-yarder against the Rams was his longest FG of the year (and in the NFL in '87) and the second longest in Detroit history — tying his 53-yard kick against the Bears in 1981... His 20 FGs tied for the eighth-most in a season in Lions' history... *"Eddie struggled a bit early last season, but really came on for us during the latter part of the year," Lions' Head Coach Darryl Rogers said. "If he can get off to a fast start this season, he'll be as good as any kicker in the league."*

### **CAREER: Games: Played 115, Started 0.**

With each successful field goal or extra point he makes, Murray adds to his Lions' all-time scoring record, 765 points...He is also Detroit's all-time leader in PATs (249) and field goals (172)...Murray's .729 field goal accuracy marks places him ninth on the all-time NFL FG percentage chart...A seventh-round pick in the '80 draft, Murray also owns the Detroit record of consecutive FGs made with 12 (achieved through the final six games of '85)...Has hit on 75.5% of his field goal attempts (120-of-159) over the last six seasons, including 84.5% (60-of-71) in the Silverdome...He has twice tied Glenn Presnell's Detroit record 54-yard field goal, at Cincinnati (12-11-83) and in the '83 playoffs vs. San Francisco (12-31-83)...Murray had a banner rookie season ('80) when he led the NFL in scoring (116 points) and became the first and only rookie to be named the Pro Bowl's MVP after his four field goals iced a 21-7 NFC victory...His first pro kickoff (against the Rams on 9-7-80) was returned 98 yards for a TD by Drew Hill...In '81, Murray and Dallas' Rafael Septien led the league in scoring with 121 points, and Murray set a Lions' mark with 46 PATs...Has scored 12 points in playoff games, including 11 against San Francisco on New Year's Eve, 1983, although his 43-yard FG attempt sailed wide right with 0:05 left in that 24-23 loss to the 49ers.

**COLLEGE and PERSONAL:** He holds virtually every kicking record in Tulane history, where he was a four-year letterman, four-time All-South Independent choice and an honorable mention All-America ('78 and '79)...Murray was inducted into the Tulane Hall of Fame during Week 3 of last season...The education major was born in Halifax, Nova Scotia, and attended high school in Victoria, British Columbia after spending much of his childhood in England...Murray earned the equivalent of 26 varsity letters in high school (for rugby, soccer, field hockey, track field, volleyball and badminton), and turned down pro contracts from the Vancouver White Caps of the North American Soccer League and the British Columbia Lions of the Canadian Football League prior to enrolling at Tulane...Has been heavily involved in charity and community activities, and he is currently serving as co-chairman of the southeast Michigan chapter of Toys for Tots...In '85 and '86, Murray was voted by his teammates as the team's nominee for the NFLPA's prestigious Byron "Whizzer" White Humanitarian Award...He was honored in '87 by The Varsity Club of Detroit and awarded the V-Club's Heart Award for his charity participation...Murray also was honored as the Lions' NFL/Lite Man of the Year for '84 and '85, and was the March of Dimes (Southeast Michigan chapter) Athlete-Citizen of the Year in '85...Is an outstanding racquetball player and consistently shoots in the 70s on the golf course...Spends his off-seasons as a loan representative at Bloomfield (Mich.) Mortgage Corporation...His car's license plate reads "Kick It" and his nickname is "Money" — as in "On the Money"...He is a resident of Southfield, Mich., and he has a son, Robbie...His full name is Edward Peter Murray.

### **MURRAY'S CAREER BESTS**

Most FG Att.:	5, five times (last at Minn., 9-13-87)
Most FGs Made:	5 vs. Green Bay, (9-14-80)
Longest FG Made:	54, twice (last at 49ers (*), 12-31-83)
Most PAT Att.:	6, three times (last vs. Pitt., 11-24-83)
Most Consecutive PATs:	6, same as above
Most Points:	17 vs. Green Bay, (9-14-80)
Most Punts:	2 at Minnesota, (9-13-87)
Longest Punt:	46 at Minnesota, (9-13-87)

(\*) NFL Playoff Game

continued

**Murray's Stats Next Page**

# MURRAY'S PRO STATISTICS

Year	G	Kick Scoring					No.	Yds.	Punting			
		PATs	FGs	L	Pts.	Avg.			I20	LG	Bk	
1980 .....	16	35- 36	27- 42	52	116	0	0	-	0	0	0	
1981 .....	16	46- 46	25- 35	53	121	0	0	-	0	0	0	
1982 .....	7	16- 16	11- 12	49	49	0	0	-	0	0	0	
1983 .....	16	38- 38	25- 32	54	113	0	0	-	0	0	0	
1984 .....	16	31- 31	20- 27	52	91	0	0	-	0	0	0	
1985 .....	16	31- 33	26- 31	51	109	0	0	-	0	0	0	
1986 .....	16	31- 32	18- 25	52	85	1	37	37.0	0	37	0	
1987 .....	12	21- 21	20- 32	53	81	4	155	38.8	1	46	0	
TOTALS ....	115	249-253	172-236	54	765	5	192	38.4	1	46	0	

Year	Field Goal Accuracy					Total/Pct.
	1-19	20-29	30-39	40-49	50+	
1980	0-1	9- 9	10-13	7-15	1- 4	27- 42/.643
1981	1-1	5- 5	9-14	7-11	3- 4	25- 35/.714
1982	0-0	6- 6	2- 2	3- 4	0- 0	11- 12/.917
1983	0-0	6- 6	13-15	3- 7	3- 4	25- 32/.781
1984	1-1	1- 2	5- 7	12-13	1- 4	20- 27/.741
1985	2-2	5- 7	11-12	6- 7	2- 3	26- 31/.839
1986	2-2	1- 2	7- 8	6- 8	2- 5	18- 25/.720
1987	1-1	6- 6	7-12	5-11	1- 2	20- 32/.625
TOTALS	7-8	39-43	64-83	49-76	13-26	172-236/.729

Game-Winning Field Goals				
Date	Opponent	Score	Distance	Time Left
11-15-81	Dallas	27-24	47	0:00*
11-20-83	Green Bay	23-20	37	6:30**
9-9-84	Atlanta	27-24	48	9:54**
10-21-84	Minnesota	16-14	41	0:49*
11-16-86	Philadelphia	13-11	41	0:12*
*4th Quarter	**Overtime			

## Field Goals By Location/Surface

Indoor FGs: 102-133 (.769); Home FSs: 86-115 (.748); Artificial Turf FGs: 125-165 (.758);  
 Outdoor FGs: 70-103 (.680); Road FGs: 86-121 (.711); Natural Turf FGs: 47-71 (.662)





**86****MARK NICHOLS**

Wide Receiver  
San Jose State  
6th Year  
HT: 6-2 WT: 208  
BORN: 10-29-59  
(0-1 in '81)

**ENTERING THIS SEASON:** If Mark Nichols is able to return to the level he performed in 1985, the Lions' wide receiver situation could be one of the team's strengths... Injuries have hurt this area over the past two seasons, and as a result Detroit selected three receivers in the '88 draft (Penn State's Ray Roundtree in third round, Stanford's Jeff James in the seventh and UCLA's Paco Craig in the 10th)... *"This is going to be a pivotal year for Mark Nichols," said Lions' Head Coach Darryl Rogers. "If Mark can stay healthy and play like he did for us in 1985, he'll be a plus for our football team."*

**1987: Games: Played 12, Started 1.**

After successful recovery from a knee injury that erased the final two games of '85 and all of '86, Nichols caught his first regular-season pass at the Raiders (a five-yarder) in Week 2... It was his first reception since the 14th game of the '85 season... He ended the season with seven catches for 87 yards (12.4 average), with a season-high two pass receptions on two occasions (Week 6 vs. Green Bay and Week 10 at Chicago)... In that contest against the Bears, Nichols had a season-high 25 receiving yards.

**CAREER: Games: Played 76, Started 36.**

Detroit's first selection in the '81 draft, Nichols was the 16th player chosen overall... A fractured shoulder blade and inconsistent play limited him to just 10 catches his rookie year... During the strike-shortened '82 season, Nichols had only eight catches... In that '82 season, Nichols again found himself on injured reserve with a foot fracture... His first pro TD reception came in the Lions' dramatic 27-24 win over the Cowboys (11-15-81) on a six-yard pass from Eric Hipple... His career-high for receptions in a game is five and he has done that three times — vs. Tampa Bay (9-4-83), Minnesota (9-25-83) and Minnesota (10-21-84)... The most receiving yards he has registered in a contest is 117 yards (the second Minnesota game)... His longest catch came on a 77-yard pass from Gary Danielson (9-16-84) against Tampa Bay... Nichols best season to date came during the '85 season when he registered career highs in receptions (36) and touchdowns (four), despite an extremely slow start... His knee problems (which eventually led to surgery) started when he suffered strained ligaments at Minnesota (11-3-85)... Nichols currently has 124 receptions for 2,235 yards and nine TDs... He also has carried the ball nine times for 108 yards (12.0 average).

**COLLEGE and PERSONAL:** The third all-time leading receiver in San Jose State history (1,217 yards on 48 catches and 16 touchdowns), Nichols played for then-Spartan coach Jack Elway, who now heads up the program at Stanford and is the father of Denver QB John Elway... He also set school records for single-season receiving yardage (773) and TD catches (11) in '79 after transferring from Bakersfield (Calif.) Junior College... He averaged an outstanding 26.7 yards-per-catch that year... During his final season at Bakersfield, Nichols averaged an incredible 38 yards-per-reception... He also lettered on the track team... A product of Bakersfield, Nichols played football, basketball and

**continued**



**Nichols continued**

ran track at Bakersfield High School...He lives in Rochester, Mich., with his wife Terri and son Matthew...Nichols and former Lions' player and current Denver Broncos' guard Larry Lee own and operate the "All-Pro Limo" service... Their clients have included Aretha Franklin, Anita Baker and B.B. King...His full name is Mark Stephen Nichols.

**NICHOLS' CAREER BESTS**

Most Receptions: 5, twice (last vs. Minnesota, 10-21-84)  
 Most Yards Receiving: 117 vs. Minnesota, (10-21-84)  
 Longest Reception: 77 vs. Tampa Bay, (9-16-84)  
 Most TDs Receiving: 2 vs. Tampa Bay, (9-29-85)

**NICHOLS' PRO STATISTICS**

Year	G/S	Rec.	Receiving				Alt.	Rushing			
			Yds.	Avg.	Long	TD		Yds.	Avg.	Long	TD
1981	12/ 0	10	222	22.2	59	1	3	50	16.7	30	0
1982	7/ 3	8	153	19.1	48t	2	1	3	3.0	3	0
1983	16/11	29	437	15.1	46	1	1	13	13.0	13	0
1984	15/ 9	34	744	21.9	77t	1	3	27	9.0	13	0
1985	14/12	36	592	16.4	43	4	1	15	15.0	15	0
1986			Did Not Play—(On Physically Unable to Perform)								
1987	12/ 1	7	87	12.4	23	0	0	0	0.0	0	0
<b>TOTALS</b>	<b>76/36</b>	<b>124</b>	<b>2,235</b>	<b>18.0</b>	<b>77t</b>	<b>9</b>	<b>9</b>	<b>108</b>	<b>12.0</b>	<b>30</b>	<b>0</b>

**49****TONY PAIGE**

Fullback  
 Virginia Tech  
 5th Year  
 HT: 5-10 WT: 225  
 BORN: 10-14-62  
 (FA in '87)

**ENTERING THIS SEASON:** A durable and hard-working fullback, Tony Paige is an excellent blocker and excels in short-yardage situations...The third-string fullback (behind James Jones and Scott Williams) also contributes on the special teams.

**CAREER and 1987: Games: Played 53, Started 18.**

**1987 Games: Played 5, Started 0.**

Paige has rushed for 410 yards on 141 attempts (2.9 average) and 17 TDs after four NFL seasons...He also has 273 receiving yards on 44 receptions (6.2 avg.) and three TDs...Signed with the Lions on Nov. 19 of last season after the Lions' backfield was hard-hit by injuries...In five games with Detroit, Paige ran for 13 yards on four attempts and caught two passes for one yard...As a member of the New York Jets (1984-86), his best season came in 1985 when he gained 158 yards rushing (55 att., 2.9 avg.) and 120 yards receiving (18 recp., 6.7 avg.)...He was the Jets' second-leading scorer that season with 60 points (eight TDs rushing, two receiving) behind PK Pat

Leahy...Earned the nickname "Spike" by N.Y. teammates after he sprained his ankle spiking the football vs. Miami...Of his 20 TDs with the Jets, 17 were on plays of three yards or less.

**COLLEGE and PERSONAL:** Paige was a four-year letterman at Virginia Tech, where he primarily served as a blocking FB...He had career totals of 973 yards on 209 rushing attempts and two TDs...An All-South Independent selection as a junior, Paige was a college roommate of Buffalo's Bruce Smith...He earned a degree in broadcasting at Virginia Tech and hosted a sports show on WUST in Washington, D.C. during the off-season...The former football and track star from DeMatha High (Hyattsville, Md.) is involved in the Big Brother program and has done volunteer work as a counselor for the New River (Va.) Detention program for kids...Paige's wife name is Tonya and he was born in Washington, D.C...His full name is Anthony R. Paige.

#### PAIGE'S CAREER BESTS

Most Rushing Atts.:	12 at Indianapolis, (9-28-86)
Most Rushing Yds.:	36 at Indianapolis, (9-28-86)
Longest Rush:	30 vs. Cleveland, (12-22-85)
Most Receptions:	4, twice (last at Buff., 9-7-86)
Most Receiving Yards:	46 at Buffalo, (9-7-86)
Longest Reception:	19 at L.A. Raiders, (9-8-85)
(All with the Jets)	

#### PAIGE'S PRO STATISTICS

Year	G/S	Att.	Rushing				Rec.	Receiving			
			Yds.	Avg.	Long	TD		Yds.	Avg.	Long	TD
1984 Jets	16/ 3	35	130	3.7	24	7	6	31	5.2	10	1
1985 Jets	16/ 8	55	158	2.9	30	8	18	120	6.7	19	2
1986 Jets	16/ 7	47	109	2.3	9	2	18	121	6.7	18	0
1987 Det	5/ 0	4	13	3.3	6	0	2	1	0.5	3	0
<b>TOTALS</b>	<b>53/18</b>	<b>141</b>	<b>410</b>	<b>2.9</b>	<b>30</b>	<b>17</b>	<b>44</b>	<b>273</b>	<b>6.2</b>	<b>19</b>	<b>3</b>



**51**

**SHELTON ROBINSON**

Inside Linebacker  
North Carolina  
7th Year  
HT: 6-2 WT: 236  
BORN: 9-14-60  
(Trade in '86)

**ENTERING THIS SEASON:** A steady, veteran player who seldom makes mistakes, Shelton Robinson enters training camp as one of the starting inside linebackers...He also sees action on the special teams.

**1987: Games: Played 12, Started 12.**

After starting four games late in '86, Robinson earned a starting job entering '87 training camp...He registered 67 total tackles last season (third-highest on the team), and

**continued**

**Robinson continued**

recovered a team-high two fumbles (tied with Jimmy Williams)...Recorded six tackles against the Raiders despite being slowed by a hamstring injury...Had perhaps his best game of the season vs. Packers in Week 7 when he finished with eight tackles (seven solos), one forced fumble and one fumble recovery...Robinson turned into a one-man show the next week (vs. Denver), leading all defenders with 11 solo tackles...Very consistent week in, week out..."Shelton Robinson is a very tough and very solid player," said Lions' Head Coach Darryl Rogers. "Shelton will not hurt you by making mistakes. He's a dependable player..."

**CAREER: Games: Played 84, Started 51.**

A former starter for Seattle, Robinson was acquired by the Lions in 1986 for a fifth-round draft choice ('87)...Injuries to Jimmy Williams and Vernon Maxwell forced a shuffling of the linebackers, and Robinson earned increased playing time and four starting assignments at the end of the '86 season...He racked up 63 tackles (43 solos) in his first season ('86) with the Lions...During his Seattle career, Robinson missed only one game — and it was a costly one...He had started 31 of 32 games in the '83 and '84 season, but after starting the first three games of '85, a bruised hip sidelined him and eventually cost him his position...Robinson was replaced by Fredd Young and from that time on he remained a reserve with the Seahawks...A free agent signee in '82, he took over the Seattle starting left inside linebacker spot when the team switched to the "34" defense in '83...Robinson led Seattle with 93 total tackles in '84 and finished second in '83 with 95...He was the AFC's co-leader in fumble recoveries (four) in '83...Two of his recoveries went for TDs against the Raiders in '83 — a nine-yard return in a 38-36 win (10-16-83) and a 12-yarder (10-30-83) in a 34-21 triumph...Returned his only NFL career interception for 18 yards at Cleveland in '83.

**COLLEGE and PERSONAL:** Robinson was a three-year letterman at North Carolina at tight end...He also played defensive back and linebacker for the Tar Heels before being moved to offense as a freshman...The three-year starter caught only one pass as a sophomore and junior, but in his senior year ('81), Robinson had 13 receptions for 93 yards and two TDs...He played in the Bluebonnet and Gator Bowls during his career...An industrial relations major, Robinson attended Aycock High School in Pikeville, N.C., where he lettered in football at two positions (running back and linebacker)...He also participated in basketball and track...His full name is Shelton Derrick Robinson.

**ROBINSON'S CAREER BESTS**

Most Tackles: 15 vs. Denver, (1-2-83)

Most Fumble Recoveries: 2 vs. Chicago, (9-23-84)

(All with Seattle)

**ROBINSON'S PRO STATISTICS**

Year	G/S	Tot.	Tackles		Sacks No./Yds.	Interceptions No./Yds.	Fum. Rec.
			Solo	Asst.			
1982 Sea.....	9/ 1	32	*	*	0 /0	0/ 0	0
1983 Sea.....	16/15	95	*	*	1½/*	1/18	4
1984 Sea.....	16/16	93	*	*	½/*	0/ 0	4
1985 Sea.....	15/ 3	17	*	*	0 /0	0/ 0	1
1986 Det. ....	16/ 4	63	46	17	½/3	0/ 0	0
1987 Det. ....	12/12	67	56	11	0 /0	0/ 0	2
<b>TOTALS .....</b>	<b>84/51</b>	<b>367</b>	<b>*</b>	<b>*</b>	<b>2½/*</b>	<b>1/18</b>	<b>11</b>

(\*Only total tackles kept at Seattle; solos, assists, and sack yardage not available.)



**60****REGGIE ROGERS**

Defensive End  
Washington  
2nd Year  
HT: 6-6 WT: 285  
BORN: 1-21-64  
(0-1 in '87)

**ENTERING THIS SEASON:** Following a disappointing rookie season, the Lions are optimistic that Reggie Rogers can live up to his pre-draft potential...He has great size and ability for a defensive lineman.

**CAREER and 1987: Games: Played 6, Started 0.**

Rogers became the first defensive lineman selected in the first round by the Lions in 14 years (since '73 when DE Ernest Price was chosen), and he was the seventh-overall pick of the draft...He opened the season behind William Gay at right end and was often used on the outside when the Lions shifted to a four-man front on the pass rush...Got his first NFL solo tackle against the Raiders (week 2) when he stopped Marcus Allen for a two-yard gain in the second quarter...Following the resumption of play after the NFL strike, Rogers saw action against the Packers (one tackle) and Broncos (two solos) before going on the non-football illness (for emotional and personal counseling) list on Nov. 6...He was out of action for 30 days...Upon his return, Rogers saw limited action in passing situations for the remainder of the season...*"It's obvious that we did not get what we wanted out of him last season," said Detroit Head Coach Darryl Rogers. "We weren't satisfied with his performance and neither was Reggie. We feel he'll be much better this year. Already his attitude, as a person, and as a football player preparing for a season, is totally different that it was last year. We also feel our new defensive line coach, Dick Modzelewski will have a very positive effect on Reggie. One thing I can assure you, Dick will work Reggie as hard and as long as it takes to make him the player we feel he can be."*

**COLLEGE and PERSONAL:** Rogers was a two-time All-Pac 10 (junior and senior years) and consensus All-America (as a senior) during his career at Washington...A three-year starter, he accumulated 281 total tackles (135 solos) with the Huskies...In his senior year ('86), Rogers was the winner of the Morris Trophy, given to the conference's top defensive lineman and he was also a finalist for both the Outland and Lombardi Trophies...Had his best year in 1985 when he recorded 112 tackles, 15 tackles for loss, eight sacks and one fumble recovery...Began his collegiate career at linebacker before making the switch to defensive tackle as a sophomore...Rogers also lettered three years on the Washington basketball team, starting in '83 at forward and earning Pac-10 All-Freshman honors averaging 8.4 points and 5.3 rebounds...He was the top reserve at forward and center during the '84 and '85 seasons...Rogers played and lettered in both sports at Notre Del Rio (Sacramento, Calif.) High as well as earning All-Northern California, All-Metro and All-City honors...He also participated on the track team as a high jumper (6'5")...The psychology major is the brother of the late Don Rogers, who played collegiately at UCLA and professionally with the Cleveland Browns...His full name is Reginald O'Keith Rogers.

**ROGERS' CAREER BESTS**

Most Tackles: 2 at Denver, (11-1-87)



**84****ROB RUBICK**

Tight End  
Grand Valley State  
7th Year  
HT: 6-3 WT: 234  
BORN: 9-27-60  
(D-12B in '82)

**ENTERING THIS SEASON:** Not a stranger to overcoming odds, Rob Rubick will be involved in another battle this season at the tight end position...With the acquisition of veteran David Hill and second-round draft pick Pat Carter, the battle for roster spots at tight end may be the most competitive of any position.

**1987: Games: Played 9, Started 8.**

Rubick led the tight ends in receptions with 13 catches for 147 yards (11.3 average) and one touchdown...Became the starter when incumbent Jimmie Giles did not report to the Lions until the last week of training camp...Before the NFL work stoppage, Rubick had three catches for 35 yards, with a season-long of 22 against the Raiders...He enjoyed a big day vs. Dallas by hauling in two receptions for 41 yards and one TD — a 20-yard catch from Chuck Long in the first quarter that gave Detroit a 10-0 lead...It was his first TD catch since '84...Later in the contest, Rubick sustained a knee injury which sidelined him for games at Washington and Chicago...He returned to the starting lineup versus Kansas City (Week 12) and had two catches for 15 yards...Made a season-high four receptions against the Rams (34 yards) before ending the season with two catches for 22 yards at Tampa Bay...Rubick missed the season-ending game at Atlanta with another knee injury.

**CAREER: Games: Played 73, Started 23.**

Despite being the club's final selection (second pick in the 12th round) of the '82 draft, Rubick's hard work and dedication paid off with a spot on the roster...Saw limited action as a rookie third-string tight end ('82) with only one rushing attempt (one yard) in seven games...He scored a touchdown on that play (the season finale against Green Bay) on an end-around which clinched a 27-24 victory over the Packers and gave Detroit its first playoff berth since 1970...That play remains Rubick's only career rushing attempt...In his second season, Rubick had 10 catches for 81 yards and scored his first pro TD on a six-yard toss from Gary Danielson against Atlanta (9-13-83)...His best season thus far came in '84 with 188 yards on 14 receptions (13.4 average) and one TD...Injuries hampered the 1985 season for him (off-season back and knee surgeries) and in '86, when Rubick grabbed five passes for 62 yards...In one starting assignment against the Bears, he finished with a career-high four receptions for 56 yards.

**COLLEGE and PERSONAL:** One of three Grand Valley State grads to play in the NFL (along with current teammate Jeff Chadwick and former Seahawk Ron Essink), Rubick held team records for career receptions (83) and yards receiving (1,491) and for season catches (33) and yards (558) — all of which were broken a year later by Chadwick...He has a degree in physical education with a minor in elementary education from GVSC, and he intends to coach and teach once his playing days are over...A popular banquet speaker, Rubick organized the Lions' off-season charity basketball team...A native of Newberry, a small town in Michigan's Upper Peninsula, Rubick lives year-round in Oxford, Mich....He was married this past June (Deborah)...His full name is Robin James Rubick.

### RUBICK'S CAREER BESTS

Most Receptions: 4, twice (last vs. Rams, 12-6-87)  
 Most Yards: 56 at Chicago, (10-26-86)  
 Longest Reception: 29 at Green Bay, (10-28-84)  
 Most TDs Receiving: 1, three times (last vs. Dallas, 11-8-87)

### RUBICK'S PRO STATISTICS

Year	G/S	Rec.	Receiving				Att.	Yds.	Rushing		
			Yds.	Avg.	Long	TD			Avg.	Long	TD
1982	7/ 0	0	0	0.0	0	0	1	1	1.0	1t	1
1983	16/ 0	10	81	8.1	15	1	0	0	0.0	0	0
1984	16/ 9	14	188	13.4	29	1	0	0	0.0	0	0
1985	9/ 4	2	33	16.5	18	0	0	0	0.0	0	0
1986	16/ 2	5	62	12.4	27	0	0	0	0.0	0	0
1987	9/ 8	13	147	11.3	22	1	0	0	0.0	0	0
TOTALS	73/23	44	511	11.6	29	3	1	1	1.0	1t	1



97

**DAN SALEAUMUA**

Nose Tackle  
 Arizona State  
 2nd Year  
 HT: 6-0 WT: 285  
 BORN: 11-11-64  
 (D-7 in '87)

**ENTERING THIS SEASON:** After an impressive rookie campaign, Dan Saleaumua is expected to challenge for more playing time in '88...Always seems to be around the football...*"He's an extremely adequate nose man," stated Lions' Head Coach Darryl Rogers. "Along with Jerry Ball, our future at this position is bright, but we still have to realize they are entering only their second year in the NFL..."*Saleaumua also contributes as a member of the special teams.

#### **CAREER and 1987: Games: Played 9, Started 0.**

Detroit's seventh-round choice in the '87 draft, Saleaumua was very familiar to a couple of coaches on the Lions' staff — Head Coach Rogers and Outside Linebacker Coach Willie Shaw...He played two seasons under Rogers at Arizona State, and he was recruited by then-ASU assistant Shaw...His Detroit career began on the injured reserve list after suffering a hamstring injury on 9-7-87...He did not return to action until Week 8 at Denver, where he contributed two solo tackles...In the Lions' 27-17 triumph over Dallas, Saleaumua gained his first NFL sack (an eight-yard takedown of Danny White) on the Cowboys' last drive in the game...Finished with five tackles, a 10-yard sack (of QB Wade Wilson) and a kickoff return of 18 yards against the Vikings...Saleaumua ended the season with 16 total tackles and two sacks...Unofficially led all NFL defensive linemen in kickoff returns with three for 57 yards — all coming off squib kicks.

**COLLEGE and PERSONAL:** Saleaumua was twice chosen as a second-team All-Pac 10 selection (in '84 and '85) and he was a four-time Sun Devil letterman...He closed

**continued**

### Saleuma continued

out his ASU career with 190 tackles with a personal-best of 67 in '85...In his final school year ('86-'87), Saleaumua also competed on the Sun Devil's track team in the shot put and discus...A physical education major, he performed a Samoan chant and dance at the '85 Holiday Bowl and '83 Fiesta Bowl...San Diego's High School Lineman of the Year in '81, he earned six letters (two each in football and track, and one each in basketball and baseball) at Sweetwater High School in National City, Calif...He and his wife Enriqueta have two children, Rocky and David...His full name is Raymond Daniel Saleaumua.

### SALEAUMUA'S CAREER BESTS

Most Tackles: 5 vs. Minnesota, (12-20-87)

Most Sacks: 1, twice (last vs. Minn., 12-20-87)

### SALEAUMUA'S PRO STATISTICS

Year	G/S	Tot.	Tackles Solo	Asst.	Sacks No./Yds.
1987.....	9/0	16	13	3	2/18



73

**HARVEY SALEM**

Guard-Tackle  
California  
6th Year  
HT: 6-6 WT: 285  
BORN: 1-15-61  
(Trade in '86)

**ENTERING THIS SEASON:** Harvey Salem appears to have found a home at right tackle for the Lions...With future All-Pro Lomas Brown at left tackle, Detroit has two of the best tackles in the league...The Lions are very high on Salem, who appears to be on the verge of entering the elite class of NFL offensive linemen.

### 1987: Games: Played 11, Started 11.

Extremely versatile player, Salem has played every offensive line spot for the Lions except center...He missed training camp for the second straight season (contract negotiations) and was not signed to a new contract until the eve of the season-opener at Minnesota...Activated for Week 2 at the Raiders, Salem started in place of injured LT Brown...Because of an injury to Keith Dorney, Salem started at the right guard spot vs. Green Bay when the regulars returned to action after a four-week strike...In Week 8 at Denver, he replaced another injured Lion — RT Rich Strenger — in the starting lineup...Shut out Dallas defensive end Ed Jones for no sacks in Week 9 after Jones had four sacks in the Cowboys' previous week's game against the Giants...He had another shutout a week later against the Redskins' Charles Mann...A joint effort by the offensive line vs. Kansas City (Week 12) held the Chiefs without a sack, and two weeks later (at Tampa Bay), Salem and the rest of the line accomplished it once again...*"We are very optimistic that Harvey can be an excellent football player for us," Lions' Head Coach Darryl Rogers said. "It's going to be important for him to get the good work in training camp that will help him during the season. Harvey has not been in training camp the past two seasons, so the work he gets in this camp ('88) will be nothing but a plus for Harvey and for our entire team."*...For every Detroit win last season, Salem donated \$500 to charity.



**CAREER: Games: Played 70, Started 68.**

The Lions acquired Salem in trade with Houston (for a second-round pick in the '87 draft) during Week 4 of the '86 season...Despite being a starter with the Oilers, Salem became available after he expressed unhappiness about playing in Houston and following a 44-day training camp and preseason holdout...He immediately moved into the Lions' lineup at right guard, but switched to left guard the next week (ironically against his old teammates from Houston) and remained there the rest of the season...He became the ninth different player to start at LG for the Lions since the 1984 season (a 35-game span since the first game of '84)...He was a second-round selection by the Oilers in '83 (30th player overall), and in his first season he was named to the NFL All-Rookie team by PFWA and Pro Football Weekly after starting all 16 games at right tackle...Salem spent the next two seasons with the Oilers at left tackle before moving to guard early in the '86 season, just prior to his trade to the Lions in '86.

**COLLEGE and PERSONAL:** Salem was named to several All-America teams as a junior and senior ('81 and '82) and tabbed first-team All-America by *The Sporting News* his senior season...The epitome of the "student-athlete," he was an Academic All-America at Cal-Berkeley (at tackle) during his final two seasons...Finished college with a 3.5 GPA in psychology...The two-time All-Pac 10 first team member ('81 and '82) made the conference's All-Academic team three year, and he was also named to the Strength All-America team for his weightlifting training as a senior...Participated in the East-West Shrine and Japan Bowl games in his final year...He also threw the shot put (personal-best 60 feet) on the Cal track team...A native and resident of Berkeley, his full name is Harvey M. Salem.

	<div data-bbox="446 651 570 729">64</div> <div data-bbox="365 753 656 791">ERIC SANDERS</div>	<div data-bbox="743 648 850 691">Tackle-Guard Nevada-Reno</div> <div data-bbox="743 694 812 715">8th Year</div> <div data-bbox="743 718 888 739">HT: 6-7 WT: 280</div> <div data-bbox="743 742 871 763">BORN: 10-22-58</div> <div data-bbox="743 766 871 788">(Waivers in '86)</div>
--	---	--

**ENTERING THIS SEASON:** A versatile offensive lineman who can play at all the positions, Eric Sanders also serves as the team's long snapper on all punts, PATs and field goals...He enters training camp as the backup to Lomas Brown at left tackle.

**CAREER and 1987: Games: Played 90, Started 18.**

Sanders saw action in 12 games last season...After Lomas Brown went down with an injury in the '87 opener at Minnesota, he stepped in at left tackle early in the second quarter and played the remainder of the game...He filled in for Brown on two other occasions (Week 10 at Washington and Week 14 at Tampa Bay) because of injuries to Brown...Sanders came to the Lions via waivers (11-18-86) from Atlanta and saw limited action in Detroit's final three games...He handled the long-snapping duties in those final contests and filled in at tackle at Pittsburgh (Week 14)...He started three games at right tackle for the Falcons before going on injured reserve with a back injury ('86)...The fifth-round choice of the Falcons in '81, Sanders started six games at right tackle during his rookie season...In '84 he started two games at left tackle, then filled in during '85 for seven games — one at left guard, one at right tackle and five at left tackle — all because of injuries to Falcons' starters...Despite his long-snapping ability, Sanders has not played at center during his pro career.

**COLLEGE and PERSONAL:** Because of a heavy academic load, Sanders did not play football until his junior season at Nevada-Reno...A pre-med student, his college major



**Sanders continued**

was nutrition...He and his wife, Irene, live in Alpharetta, Ga...Sanders prepped at Wooster High in Reno, Nev., where he was a member of the school's snow skiing team...His full name is Eric Downer Sanders.

	<b>28</b>	<b>Strong Safety</b> <b>Albany State</b> <b>3rd Year</b> <b>HT: 6-1 WT: 200</b> <b>BORN: 1-9-63</b> <b>(FA in '87)</b>
	<b>CHRIS SHEFFIELD</b>	

**ENTERING THIS SEASON:** Chris Sheffield gives the Lions experienced depth in secondary...Has played cornerback, but will enter training camp as a reserve safety.

**1987: Games: Played 11 (6 with Det., 5 with Pitt.), Started 0.**

Signed as a free agent on Nov. 6, Sheffield was immediately pressed into action two days later (mostly on the special teams) in Week 9 vs. Dallas, and he had one special teams' tackle...He had four tackles on two occasions with the Lions, at the Bears (Week 11) and at the Falcons (#16)...Before joining Detroit, Sheffield played in five games with the Steelers, recording six tackles, a pass deflection and one interception (two-yard return)...His overall stats on the year totalled 16 tackles (14 solos) and one interception.

**CAREER: Games: Played 21, Started 6.**

Was originally signed as a free agent by Pittsburgh in '86 and started six of the 10 games he appeared in that season...A training camp surprise, Sheffield moved into the starting lineup when Dwayne Woodruff went down with a knee injury...Completed his rookie campaign with 24 solo tackles, 27 total...He became Pittsburgh's first free agent rookie to start on opening day since '71 when FS Glen Edwards cracked the starting lineup.

**COLLEGE and PERSONAL:** He was a four-year letterman at Albany State, where he played quarterback his first two seasons and cornerback his last two...As a senior, Sheffield made 59 tackles and three interceptions, and was named to Black College All-America and All-Conference teams...He also played in the Freedom Bowl...Majored in physical education...The resident of Albany, Ga., spent four years ('81-84) in the Marine Corps Reserve...He attended Cairo (Ga.) High School...His full name is Christopher Jonathan Sheffield.

### SHEFFIELD'S CAREER BESTS

Most Tackles: 6, twice (last vs. Houston, 9-28-86)  
 Most Interceptions: 1 vs. Indianapolis, (10-18-87)  
 (All with Steelers)

SHEFFIELD'S PRO STATISTICS							
Year	G/S	Tot.	Tackles		Sacks	Interceptions	Fum.
			Solo	Asst.	No./Yds.	No./Yds.	Rec.
1986 Pitt. ....	10/6	27	24	3	0/0	0/0	0
1987 Pitt. ....	5/0	6	6	0	0/0	1/2	0
1987 Det. ....	6/0	10	8	2	0/0	0/0	0
<b>TOTALS</b> .....	<b>21/6</b>	<b>43</b>	<b>38</b>	<b>5</b>	<b>0/0</b>	<b>1/2</b>	<b>0</b>

**41****RICKY SMITH**

Cornerback  
Alabama State  
5th Year  
HT: 6-0 WT: 188  
BORN: 7-20-60  
(FA in '87)

**ENTERING THIS SEASON:** One of the Lions' pleasant surprises last season, Ricky Smith enters training camp as the backup to Bruce McNorton at right cornerback...Considering Smith had not played in a regular season game since 1984, his play in '87 is even more impressive.

**1987: Games: Played 12, Started 0.**

After two training camp tryouts (Indianapolis in '85 and Miami in '86), Smith earned a spot on the roster with the Lions last season when the team made its final reduction to 45 players on Sept. 7...But his euphoria was short-lived, when, on Sept. 9 he was released after Detroit traded with Pittsburgh for CB Harvey Clayton...Four days later, however, the Lions decided Smith was better suited for the team's defense and he was re-signed and Clayton was released...Saw his first regular-season action since his days with Redskins ('84) when he appeared in Detroit's season-opener at Minnesota...With injuries to corners McNorton and Duane Galloway, Smith saw considerable action at Chicago (Week 11), finishing with seven solos...Had three solos and one pass deflection at Tampa Bay (Week 14)...Concluded the season in grand style with a pass interception (second of career) against the Falcons that he returned 34 yards for a touchdown — the first Lions' TD pass interception since Ray Oldham turned the trick in '82...Although he did not start any games, he topped the Lions' with seven pass deflections to go along with his 22 total tackles.

**CAREER: Games: Played 48, Started 0.**

Smith spent two seasons with New England after he was a sixth-round draft pick in '82...He handled the team's kickoff and punt returns in '82 and '83, and his 23.6 yard kickoff return average his first season ranked third in the AFC and sixth in the NFL...He returned a kickoff 98 yards for a touchdown for the Patriots against the Jets his rookie season...Smith's averaged 22.5 yards on 66 kickoff returns and 9.9 yards on 54 punt returns with New England...In one season with the Redskins (who traded for him in '84), Smith intercepted his first NFL pass (against Detroit) and contributed seven tackles on defense...Overall, he has 46 tackles and two interceptions.

**COLLEGE and PERSONAL:** In college, Smith had seven career pass interceptions at Alabama State, including three his senior year...He also punted 221 times for the Hornets for 7,438 yards for a 33.7 career average...Smith was the NAIA's national indoor long jump champion in '79 and '80, and he has a personal-best leap of 25'3"...He also played centerfield on the Hornets' baseball team...Graduated with a B.S. in human services with a minor in health and recreation...He and his wife Chineticia have one children: Shandelyn LaCarla and Shawtae LaTrice...His full name is Ricky DeCarlo Smith.

**SMITH'S CAREER BESTS**

- Most Tackles: 7 at Chicago, (11-22-87)
- Most Interceptions: 1, twice (last at T. Bay, 12-13-87)
- \*Longest Kickoff Return: 98 (TD) vs. Jets, (9-19-82)
- \*Longest Punt Return: 55 vs. Baltimore, (9-4-83)

(\*) with New England

**Smith's Stats Next Page**

**continued**

# SMITH'S PRO STATISTICS

Year	G/S	Tot.	Tackles Solo	Asst.	Interceptions No./Yds.	Fum. Rec.
1982 N.E. ....	9/0	9	6	3	-	2
1983 N.E. ....	16/0	8	6	2	-	-
1984 Wash. ....	11/0	7	6	1	1/37	-
1987 Det. ....	12/0	22	20	2	1/34t	-
<b>TOTALS</b> .....	<b>48/0</b>	<b>46</b>	<b>38</b>	<b>8</b>	<b>2/71 (ITD)</b>	<b>2</b>

Kickoff Returns						Punt Returns				
Year	No.	Yds.	Avg.	Long	TD	No.	Yds.	Avg.	Long	TD
1982 .....	24	567	23.6	98t	1	16	139	8.7	19	0
1983 .....	42	916	21.8	53	0	38	398	10.5	55	0
1984 .....			—					—		
TOTALS ...	66	1,483	22.5	98t	1	54	537	9.9	55	0



27

**BOBBY WATKINS**

Cornerback  
Southwest Texas State  
7th Year  
HT: 5-10 WT: 184  
BORN: 5-31-60  
(D-2 in '82)

**ENTERING THIS SEASON:** Hopes to overcome nagging injuries that have plagued him the last two seasons...After his first four years were injury-free, Bobby Watkins has played in less than 50% of Detroit's games (nine out of a possible 19) over the past two seasons...He enters training camp as the starter at left corner.

## 1987: Games: Played 5, Started 5.

After a successful recovery from an '86 season foot (arch) injury, Watkins suffered a thigh muscle injury in the final preseason game (same game in which Devon Mitchell was injured) at Philadelphia that would plague him for most of the season...He missed a total of seven games, and did not see action until the Week 12 contest vs. Kansas City...He had two solo tackles and a pass deflection in that game (vs. Chiefs)...It was Watkins' first regular season appearance since Oct. 5, 1986 against Houston...With a season-high four solos at Tampa Bay (Week 14), Watkins ended a frustrating '87 with 12 tackles (10 solos).

## CAREER: Games: Played 66, Started 61.

Watkins was the Lions' second-round draft pick in the 1982 draft (42nd player overall)...Made a significant impact in his rookie season ('82) with five interceptions and 27 total tackles...The following season, Watkins posted a career-high 109 tackles (85 solos) and grabbed four interceptions...Over his career, Watkins has led the Lions in interceptions three times...Seven of his 20 lifetime thefts have come against the Packers — three in one game against Lynn Dickey on Jan. 1, 1983...His longest interception return is 31 yards (vs. Bears on 10-30-83).



**COLLEGE and PERSONAL:** A member of Southwest Texas State's NCAA Division II national champions in '81, Watkins was a four-year starter with the Bobcats...He started the final 38 games of his collegiate career and had 13 pass interceptions over his last three seasons...Watkins was All-Conference his final three year and was NAIA All-District in both football and track his junior and senior seasons...He also earned NAIA second-team All-America honors as a senior ('81)...Prepped at Bishop Dunne High School in Dallas...One of nine children, Watkins majored in business at STSU...He and his wife Joselyn reside during the off-season in San Antonio, Tex...His full name is Bobby Lawrence Watkins.

#### WATKINS' CAREER BESTS

Most Interceptions: 3 vs. Green Bay, (1-2-83)

Most Int. Ret. Yds.: 31 at Chicago, (10-30-83)

Longest Int. Return: 31 at Chicago, (10-30-83)

#### WATKINS' PRO STATISTICS

Year	G/S	Tackles			Sacks No./Yds.	Interceptions No./Yds.	Fum. Rec.
		Tot.	Solo	Asst.			
1982	9/ 4	27	26	1	0/0	5/22	1
1983	16/16	109	85	24	0/0	4/48	2
1984	16/16	67	58	9	0/0	6/ 0	0
1985	16/16	50	44	6	0/0	5/15	2
1986	4/ 4	10	9	1	0/0	0/ 0	0
1987	5/ 5	12	10	2	0/0	0/ 0	0
<b>TOTALS</b>	<b>66/61</b>	<b>275</b>	<b>232</b>	<b>43</b>	<b>0/0</b>	<b>20/85</b>	<b>5</b>



**76**

**ERIC WILLIAMS**

Defensive End  
Washington State  
5th Year  
HT: 6-4 WT: 280  
BORN: 2-24-62  
(D-3A in '84)

**ENTERING THIS SEASON:** Eric Williams has shown steady progress as a defensive lineman during his years with the Lions, and a big season is expected from him in '88...In fact, for the first time since joining the Lions, he has spent the majority of his offseason in Michigan and participated in daily workouts at the Silverdome...*"Eric Williams played as consistent as any of our defensive linemen last season," said Lions' Head Coach Darryl Rogers. "I feel he is a good, solid NFL defensive end."*

**1987: Games: Played 11, Started 11.**

After spending the last half of the 1985 and all of the '86 season at the nose tackle position, Williams returned to his more familiar left defensive end spot last year and led Detroit's defensive linemen in total tackles with 38...The imposing figure also had two sacks for 16 yards in losses...Despite a hip injury vs. the Packers (Week 7),

**continued**



## E. Williams continued

Williams registered four solo tackles...The injury placed him on the inactive list for the Lions' next game at Denver...He had three solos, batted down a pass, and a forced a key fourth-quarter fumble against the Redskins (Week 10)...The next week he had five tackles and a sack of Bears' QB Jim McMahon...Registered a season-high five solos against Kansas City (Week 12) and four solos including a 10-yard sack of Tampa Bay's Vinny Testaverde in Week 14.

### CAREER: Games: Played 51, Started 40.

Started 17 straight games (not counting strike games) before being placed on inactive list (Week 8) last season with hip injury...Williams was a third-round pick of the Lions in the '84 draft...He earned a starting assignment in the first game of his rookie season when Curtis Green was out with an injury, but most of his rookie year was a washout...Williams played sparingly in 12 games and had only nine total tackles on the year...He moved into the starting lineup in the second year under the new coaching staff and racked up 60 tackles and 6.5 sacks in 12 games before suffering a season-ending neck injury against the Jets...His final two starts that season were at nose tackle, where he replaced Doug English, whose career ended in an '85 Week 10 game by, ironically, a neck fracture...He returned the next season ('86) to lead Detroit's defensive linemen with 62 total tackles (52 solos), in addition to three sacks, one interception, one fumble recovery and one blocked field goal...Williams endured a host of injuries in '86 (hip, shoulder and finger — which required off-season surgery).

**COLLEGE and PERSONAL:** An All-America defensive lineman at Washington State in '83, Williams was a teammate of another Cougar All-America defensive lineman, present Minnesota Viking Keith Millard...He also was a first-team All-Pac 10 and All-West Coast selection as a senior ('83) and played in the Senior Bowl game...Majorred in agricultural economics at Washington State...Williams is the son of former Lions' second-round pick Roy Williams, who was released by Detroit and then played with the 49ers from 1958-64...The Williams' family makes their home in Stockton, Calif...His two brothers were college basketball players — Scott at Idaho State and Dan at George Washington University...Williams rushed for over 200 yards (at fullback) in his final high school game at Stockton's St. Mary's High...During the off-season, Williams opened Big E's Lockerroom Saloon and Eatery in Lodi, Calif...His full name is Eric Michael Williams.

### WILLIAMS' CAREER BESTS

Most Tackles: 11, three times (last at Phila., 11-16-86)  
Most Sacks: 2 at Philadelphia, (11-16-86)  
Most Interceptions: 1 vs. Dallas, (9-14-86)

### WILLIAMS' PRO STATISTICS

Year	G/S	Tackles			Sacks No./Yds.	Interceptions No./Yds.	Fum. Rec.
		Tot.	Solo	Asst.			
1984	12/ 1	9	7	2	0 / 0	0/0	0
1985	12/12	60	51	9	6½/53	0/0	1
1986	16/16	62	52	10	3 /23	1/2	1
1987	11/11	38	30	8	2 /16	0/0	0
TOTALS	51/40	169	140	29	11½/92	1/2	2

**59****JIMMY WILLIAMS**

Outside Linebacker  
Nebraska  
7th Year  
HT: 6-3 WT: 230  
BORN: 11-15-60  
(D-1 in '82)

**ENTERING THIS SEASON:** The Lions' have a talented group of linebackers, and heading the list is defensive captain Jimmy Williams...He capped off an exceptional year in '87 by being selected by his teammates as the defensive MVP...Asserted his team leadership role at conclusion of Lions' spring mini-camp (May, 1988) when he called a team meeting that contained challenges to all the players to *"get the job done this season and stop making excuses."*...Appears to be on the verge of entering the elite class of NFL linebacker and earning that coveted trip to the Pro Bowl.

**1987: Games: Played 76, Started 70.**

Williams made a triumphant return from a knee injury which caused him to miss the final six games of '86, and the Lions' ('87) defensive captain was the team's most dominating defensive player last year...He opened the season with a strong performance at Minnesota (six tackles) and a Herculean effort against the Raiders (11 total tackles, 9 solos, a forced fumble and a blocked punt)...For his play against the Silver and Black, Williams was chosen the Lions' defensive Player of the Game...His outstanding play continued when the veterans returned to action following the four-week NFLPA work stoppage...Averaged five tackles per outing over the final 10 games of the season, and 6.8 tackles in his last four games...Williams' best game of the season came at Tampa Bay (Week 14) when he recorded six solo tackles, including an 11-yard sack of Vinny Testaverde, had a 48-yard pass interception return that set up a Lions' FG, and blocked a punt that set up a Detroit fourth quarter TD...In the season finale at Atlanta, Williams gained his second pass interception of the year and recorded seven tackles, a pass deflection and sacked QB Chris Miller for a six-yard loss...He ended the season as the team's second-leading tackler (69 total) and was third on the club in total minutes played (362)...He also was honored by the Lions' Quarterback Club as the team's Most Valuable Defensive Player.

**CAREER: Games: Played 76, Started 70.**

Detroit's No. 1 selection in the 1982 draft (15th overall), Williams played sparingly in his first season...He was used mostly in passing situations early in his career because of his excellent speed (4.5 in the 40-yard dash)...Since that time, Williams has started in 70 consecutive games...Was fifth on the squad in tackles in '83 (143 total) and placed second in that category in '84 with 140 tackles...With the arrival of a new coaching staff ('85), Williams moved to his more natural left outside linebacker position (a position he played in college)...He responded with a career-high 7.5 sacks that season...His numbers dropped in '86, largely because of a knee injury...Williams has accumulated 514 tackles, 17 sacks, five interceptions and six fumble recoveries during his years with the Lions.

**COLLEGE and PERSONAL:** Incredibly, Williams did not receive a single football scholarship offer from a major university after his high school days at Washington, D.C.'s Woodrow Wilson High...As a result, Williams teamed with his brother Toby and enrolled at Nebraska, where both made the squad as walk-ons...Toby is currently

**continued**

**J. Williams continued**

a nose tackle with New England...Dedication in weight room helped him increase his weight to 215 pounds (from 190 as a freshman) and improve his speed to a one-time clocking of 4.3 in the 40-yard dash...He was a consensus All-Big Eight pick as a senior...In 1981 Williams was the Big Eight Conference's Defensive Player-of-the-Year, and was named to nine All-America teams as a senior...Very active in church and community affairs, Williams does a lot of speaking to church youth groups...Also has shared his religious testimony at numerous area prisons...Is the Lions' 1988 United Way representative...Loves jazz and is a novice saxophone and piano player...He and his wife Chris have one daughter, Brittney and they reside in nearby Rochester, Mich....His full name is James Henry Williams.

**WILLIAMS' CAREER BESTS**

Most Tackles: 11 at Raiders, (9-20-87)  
 Most Sacks: 2 vs. Dallas, (9-15-85)  
 Most Interceptions: 1, 3 times (last vs. Atl., 12-27-87)  
 Most Int. Ret. Yds.: 11 vs. Minnesota, (11-9-86)

**WILLIAMS' PRO STATISTICS**

Year	G/S	Tot.	Tackles		Sacks No./Yds.	Interceptions No./Yds.	Fum. Rec.
			Solo	Asst.			
1982	6/ 0	19	14	5	0 / 0	1/ 4	0
1983	16/16	143	101	42	1 / 8	0/ 0	1
1984	16/16	140	105	35	2½/ 4	0/ 0	1
1985	16/16	89	67	22	7½/55	0/ 0	1
1986	10/10	54	41	13	2 /10	2/12	1
1987	12/12	69	59	10	4 /23	2/51	2
<b>TOTALS</b>	<b>76/70</b>	<b>514</b>	<b>387</b>	<b>127</b>	<b>17 /99</b>	<b>5/67</b>	<b>6</b>

**38****SCOTT WILLIAMS**

Fullback  
 Georgia  
 3rd Year  
 HT: 6-2 WT: 234  
 BORN: 7-21-62  
 (FA in '86)

**ENTERING THIS SEASON:** A key role player, Scott Williams wears many hats for the Lions...Not only does he serve as the backup to James Jones at fullback, but he also is a key member of the Lions' special teams.

**1987: Games: Played 5, Started 2.**

Williams rushed for 29 yards on eight carries (3.6 average) and gained 16 yards on four receptions last season...Generally a backup fullback to James Jones, he started the first two games of the season at running back in place of Garry James, who was out with an injury...He had his best game of the season in the opener at Minnesota with 21 yards on five carries and 14 reception yards on three catches...In Detroit's



contest against the Raiders, Williams registered his first touchdown reception on a two-yarder from Chuck Long. ...A shoulder injury in the Lions' Week 8 game at Denver kept him out of action for the remainder of the season, and it required surgery at the end of the year.

#### **CAREER: Games: Played 21, Started 2.**

The former ninth-round draft pick (as a tight end/fullback) of the Cardinals in '85 joined the Lions as a training camp free agent in '86...Williams clinched a roster spot after scoring two touchdowns in the Lions' come-from-behind victory over Cincinnati in the '86 preseason finale...He rushed for 22 yards on 13 carries that season, and as a member of the special teams he recorded 11 tackles (seven solos).

**COLLEGE and PERSONAL:** His versatility began at Georgia, where he played as many as five different positions for the Bulldogs..During his years at Georgia, the squad posted a 50-8-1 record, including a national championship in '80...Recruited as a flanker, he shifted to defensive back as a freshman...Williams started in the same backfield (at fullback) as Herschel Walker in '82, but he was moved to tight end for his senior season ('84)...A fullback, defensive back and placekicker at North Mecklenberg High in Charlotte, N.C., he was All-Conference, All-County and All-City. Williams also lettered in basketball and track...His brother Newton was a running back with the 49ers and the Colts in the early '80s...Williams' wife Wanda (whom he married on Jan. 30 of this year) also attended the University of Georgia and ironically, her father was Williams' barber back in Charlotte, N.C...He saw Wanda's picture in her father's barbershop, but didn't get the opportunity to meet her until college...Spent his offseason in Pontiac...His full name is Edmund Scott Williams.

#### **WILLIAMS' CAREER BESTS**

Most Rushes:	6 at Tampa Bay, (11-23-86)
Most Yards:	21 at Minnesota, (9-13-87)
Longest Rush:	8 at Minnesota, (9-13-87)
Most TDs Rushing:	1, twice (last vs. Chicago, 10-26-86)
Most Receptions:	3 at Minnesota, (9-13-87)
Most Yards:	14 at Minnesota, (9-13-87)
Longest Reception:	7 at Minnesota, (9-13-87)
Most TDs Receiving:	1 at L.A. Raiders, (9-20-87)

#### **WILLIAMS' PRO STATISTICS**

Year	G/S	Att.	Yds.	Rushing			No.	Receiving			
				Avg.	Long	TD		Yds.	Avg.	Long	TD
1986 .....	16/0	13	22	1.7	5	2	2	9	4.5	6	0
1987 .....	5/2	8	29	3.6	8	0	4	16	4.0	7	1
<b>TOTALS</b>	<b>21/2</b>	<b>21</b>	<b>51</b>	<b>2.4</b>	<b>8</b>	<b>2</b>	<b>6</b>	<b>25</b>	<b>4.2</b>	<b>7</b>	<b>1</b>



**21****BUTCH WOOLFOLK**

Running Back-  
Kick Returner  
Michigan  
7th Year  
HT: 6-1 WT: 212  
BORN: 3-1-60  
(Waivers in '87)

**ENTERING THIS SEASON:** Excellent all-around player who turned in several clutch performances for the Lions last season... *"Butch Woolfolk was somewhat of a pleasant surprise for us," said Lions' Head Coach Darryl Rogers. "We knew he could catch the football, but he ran the ball much better than we had anticipated. Butch is the type of player we will have to count on in third down situations, coming out of the backfield, which he does well."*

**1987: Games: Played 12, Started 0.**

Woolfolk became a Lion after he first signed as a free agent with the Browns following his training camp release by Houston... He was claimed on waivers (by the Lions) from the Browns on Sept 8... Used extensively as a key receiver on passing situations and the kickoff return teams... Grabbed a season-high five receptions (for 39 yards) against the Bears in Week 11... Woolfolk's best rushing day was 59 yards on five carries (11.8 average) at Tampa Bay (Week 14) which included a season-long 31 yard rush... Ended the season with a balanced effort against Atlanta by totalling 82 yards in all-purpose yards (50 yards in kickoff returns, 19 yards rushing and 13 yards receiving)... On the year, Woolfolk gained 467 yards in all-purpose yards, with 219 coming via kickoff returns.

**CAREER: Games: Played 78, Started 51.**

After spending his first three seasons (1982-84) with the New York Giants, Woolfolk was traded to the Houston Oilers in exchange for an '85 third round draft pick... He originally was drafted by the Giants in the first round (18th overall) in '82, and in his first season Woolfolk earned unanimous selection to the NFL All-Rookie teams as well as NFC Offensive Rookie of the Year honors from the NFLPA... Woolfolk ran for 439 yards on 112 carries while also catching 23 balls for 224 yards in '82... In '83, he accounted for 1,225 total offensive yards (246/857 yards rushing, 28/368 yards receiving)... During that season Woolfolk set an NFL record (which was later tied by Tampa Bay's James Wilder) with 43 carries in a game with Philadelphia (11-20), and ran for a career-best 159 yards in that contest... He played in all 16 games in his first year with the Oilers and finished second in team rushing with 103 carries for 392 yards and one TD... Woolfolk's fine receiving talents placed him third in the AFC (behind San Diego's Lionel James with 86 and L.A. Raiders' Todd Christensen with 82) and first on the club with 80 receptions for 814 yards (10.2 avg.) and four TDs.

**COLLEGE and PERSONAL:** Capped off an outstanding four-year career at Michigan by setting the school's all-time rushing record (a mark later broken by Jamie Morris) with 3,861 yards on 715 attempts (5.4 average) and 29 TDs... He earned All-Big Ten and All-America honors as a senior ('81), leading the Big Ten in rushing with 1,459 yards... Woolfolk gained a career-high 253 yards against arch-rival Michigan State... He was also named MVP of the Bluebonnet Bowl with 186 yards in Michigan's 33-14 win over UCLA... As a junior, he rushed for 1,042 yards and was selected the MVP

in the Rose Bowl ('81) after rushing for 182 yards...Woolfolk was also a member of the Wolverines' track team, and in 1980 he qualified for the Olympic Trials in the 200 meters after winning Big Ten championship that year in 200 meters outdoors and 300 meters indoors...Attended Westfield (N.J.) High School, lettering in football and track, earning All-State honors in both sports...He and his wife Regina have one son, Jarrel...Holds a B.S. degree from Michigan...Makes Houston his offseason home...His full name is Harold Woolfolk.

#### WOOLFOLK'S CAREER BESTS

Most Rushes:	(*) 43 vs. Eagles, (11-20-83)— <b>NFL RECORD</b>
Most Yards:	(*) 159 vs. Philadelphia, (11-20-83)
Longest Rush:	(#) 43 (TD) vs. Kansas City, (11-3-85)
Most Receptions:	(#) 9, twice (last vs. Cincinnati, 12-1-85)
Most Rec. Yds.:	(#) 130 vs. Cincinnati, (12-1-85)
Longest Recept.:	(#) 80 (TD) vs. Miami, (9-8-85)
Longest KO Ret.:	(+) 44 vs. Rams, (12-6-87)
	(*) with Giants; (#) with Oilers; (+) with Lions

#### WOOLFOLK'S PRO STATISTICS

Year	Rushing							Receiving				
	G/S	Att.	Yds.	Avg.	Long	TD		Rec.	Yds.	Avg.	Long	TD
1982 Giants	9/ 8	112	439	3.9	18	2		23	224	9.7	40t	2
1983 Giants	16/16	246	857	3.5	22	4		28	368	13.1	44	0
1984 Giants	15/ 8	40	92	2.3	17	1		9	53	5.9	13	0
1985 Hous.	16/14	103	392	3.8	43	1		80	814	10.2	80t	4
1986 Hous.	10/ 5	23	57	2.5	15	0		28	314	11.2	30	2
1987 Det.	12/ 0	12	82	6.8	31	0		19	166	8.7	13	0
<b>TOTALS</b>	<b>78/51</b>	<b>536</b>	<b>1,919</b>	<b>3.6</b>	<b>43</b>	<b>8</b>		<b>187</b>	<b>1,939</b>	<b>10.4</b>	<b>80t</b>	<b>8</b>

Kickoff Returns					
Year	No.	Yds.	Avg.	Long	TD
1982	20	428	21.4	34	0
1983	2	13	6.5	11	0
1984	14	232	16.6	27	0
1985		None			
1986	2	38	19.0	21	0
1987	11	219	19.9	44	0
<b>TOTALS</b>	<b>49</b>	<b>930</b>	<b>19.0</b>	<b>44</b>	<b>0</b>

In 54 seasons of play in the NFL, the Lions have distributed 16,850,288 tickets to their 361 home games.

## OTHER LIONS WITH PRO EXPERIENCE

**WIDE RECEIVERS and TIGHT ENDS:** **Raynard Brown** (5-9, 185, WR, South Carolina) was selected by the Lions in the 10th-round of the 1987 NFL draft, but was placed on injured reserve prior to the '87 season-opener and released two weeks later. He was resigned by the club in October of '87. Brown spent his first three years with the Gamecocks as a running back before he was shifted to wingback as a senior. As a senior ('86), he caught 28 passes for 289 yards and two TDs, and added a 21.1 kickoff return average on 27 runbacks. Brown was clocked under 4.3 in the 40 on a grass field during the Lions' 1987 mini-camp... **Darryl Grymes** (6-2, 182, WR, Central State) signed as a free agent by Detroit prior to the '87 training camp, but was waived during preseason. He rejoined the club for the NFL strike games and caught nine passes for 140 yards (15.6 avg.) and two touchdowns. Grymes had a training camp tryout with New England in '86 after an injury-filled collegiate career at Ohio's Central State University... **Mark Schmidt** (6-1, 190, WR, Buffalo State) spent three seasons at Buffalo State after transferring from Temple as a freshman... **Angelo Stafford** (6-6, 213, WR, Alabama) played in 29 games for the Crimson Tide, lettering as a junior ('86) and a senior ('87). He concluded his career with 19 receptions for 263 yards (13.8 avg.) and five TDs... **Mark Wheeler** (6-2, 212, TE, Kentucky) caught two passes for 17 yards (8.5 avg.) in three strike games with the Lions last year. A four-year letterman at Kentucky, Wheeler had 47 career receptions for 735 yards and two TDs with the Wildcats. The political science major earned Academic All-SEC honors as a senior.

**OFFENSIVE LINEMEN:** **Milt Carthens** (6-5, 265, LT, Michigan), a two-year letterman at Michigan (at tight end), initially tried out as a tackle for the Lions' replacement team last season, but did not earn a spot on the club's replacement roster. The former Wolverine had previous tryouts with the USFL's Michigan Panthers ('84) and CFL's British Columbia Lions ('85)... **Jeff Holinka** (6-3, 285, RG, Maryland) was a two-year starter at the University of Maryland who previously signed with the New York Giants as a free agent in 1986... A former teammate of Holinka's with the Terrapins, **Bill Hughes** (6-5, 285, C, Maryland) started two years at center and as a senior ('87), he was named Maryland's outstanding offensive lineman... **Rick Johnson** (6-6, 255, RT, Grand Valley State) joined the Lions as a rookie free agent during the strike games (he saw action in one contest). He played college ball with current Lion WR Jeff Chadwick for one season at Grand Valley State, where he lettered four years.

**QUARTERBACKS and RUNNING BACKS:** **Doug Beaty** (6-1, 222, FB, Appalachian State) rushed for 620 yards on 136 attempts (4.6 avg.) and five touchdowns during his senior season ('87) at Appalachian State, and caught a team-high 28 receptions for 291 yards. He gained a career-best 168 yards against Liberty University... **L.C. Bulger** (5-10, 204, FB, Wayne State) is a former standout at Detroit's Cooley High School. He became the first offensive back at Wayne State ever to rush for over 1,000 yards in a season when he finished with 1,104 on 241 attempts and eight touchdowns in '87. Bulger, an All-Great Lakes Intercollegiate Athletic Conference first-team member ('87), finished his career as the second all-time leading rusher in Tartar history with 2,415 yards... **Lee Saltz** (6-1, 195, QB, Temple) spent the entire '87 season on injured reserve after joining the Lions last year as a free agent. The New Jersey native was a four-year letterman (1983-86) and three-year starter for the Owls. He ended his career as Temple's all-time leader in passing yards (5,171), total offense (5,407) and career passing attempts (655). Saltz's final two collegiate seasons were his finest when he passed for 1,875 yards and 13 TDs as a junior and followed with 1,729 passing yards



and 12 TDs with a 57.6 completion percentage as a senior. ... **Cleve Wester** (5-8, 188, RB, Concordia (Neb.)) was Detroit's leading rusher during the strike games of '87. He rushed for 113 yards on 33 attempts (3.4 avg.), with a season-high 50 yards in the Lions' 19-16 win at Green Bay. Wester had previously signed with the Jacksonville Bulls of the USFL ('86) before the league's demise and participated with Toronto of the CFL prior to joining the Lions. The four-time All-Conference selection set Concordia records in rushing, TDs, and punt returns, and in one game ('86) rushed for a career-high 245 yards.

**SPECIALISTS:** **George Benyola** (5-10, 185, PK, Louisiana Tech) scored 12 points for the Giants last year during the replacement games, connecting on 3-5 field goals and all three PAT attempts. Previously signed as a free agent by New England, the former Louisiana Tech placekicker ('84-85) was released by the Patriots in August of '86. ... **Mark Brasco** (5-10, 175, PK, Pittsburgh) was a highly-touted high school kicker at Jeannette (Pa.) High School. He made 11-of-31 field goals and 35-of-35 PATs over his collegiate career, and in '84 tied a Pitt record with a 52-yard field goal against West Virginia. ... **Stacy Gore** (6-0, 170, P, Arkansas State) averaged 39.4 yards on 175 punts during his career with the Indians. His longest punt was 57 yards. Gore also lettered four seasons as a pitcher on the ASU baseball team and his career ERA was 2.89. ... **Greg Johnson** (6-2, 185, P, Bowling Green) was a two-time All-MAC ('85-86) choice for the Falcons and in 1986, he led the league in punting average with a 41.3 mark. His efforts also helped Bowling Green lead the MAC in net punting with a 36.2 yard average. The three-year letterwinner, who booted a 78-yarder as a freshman, averaged 41.5 yards-per-kick over his career.

**DEFENSIVE LINEMEN:** **Bob Beemer** (6-5, 231, DE, Toledo) saw action in two replacement games at right defensive end for the Lions, recording one solo tackle. ... Another of Detroit's '87 replacement players, **Charles Benson** (6-1, 267, DE, Baylor) started three games at left defensive end. Signed as a free agent in the '87 off-season by the club, Benson was waived during the preseason. Upon his return, Benson performed well, recording 13 total tackles (12 solos), one sack (for a seven-yard loss), one interception (two-yard return), one fumble recovery and one blocked PAT. He was originally selected in the third round of the '83 NFL draft by Miami and spent two seasons with the Dolphins ('83-84). Benson had seven tackles (six unassisted) and a nine-yard quarterback sack in '84 for Miami. In '85, he was signed as a free agent by Indianapolis and played in one game, but was released late in '86 training camp. An All-American honoree as a senior, Benson earned three All-Southwest Conference nominations at Baylor. ... **Jerome Davis** (6-1, 260, NT, Ball State) registered eight tackles (seven solos) during his three replacement games at starting nose tackle for Detroit. A four-year letterman at Ball State, Davis transferred to the Cardinals from Illinois Valley Community College, where he earned All-League, All-Region and MVP honors for his '82 squad. ... **George McDuffie** (6-6, 270, DE, Findlay) had nine tackles (eight solos) in three replacement games. He started two games at left defensive end. McDuffie was signed as a free agent by the Dallas Cowboys in '86 and spent the season on injured reserve before he was released during the '87 training camp. He lettered in three sports at Findlay (football, wrestling and track) where he set several school wrestling records.

**LINEBACKERS:** **Carl Bostic** (6-2, 231, OLB, Michigan) was an excellent special teams player for the Wolverines, and the two-year letterwinner ('86-87) had 32 total tackles and two quarterback sacks over his career. He was a Class A All-State, All-Area and All-South Central Conference player at Ypsilanti High School, where he was selected team MVP at outside linebacker during the '81 and '82 seasons. ... **Carl Carr** (6-3, 230,

continued



OLB, North Carolina) returns for his second stint with the Lions after starting three replacement games for the club in '87. He accumulated 17 total tackles, two sacks (for 19 yards) and recovered one fumble. Carr was a 10th-round draft pick of the Jets in '86, but was released during training camp that season. He also gained a free agent tryout with Green Bay during the '87 training camp but was later released. The four-year letterman from North Carolina led his squad as a senior in total tackles with 112, and against Navy that season, he racked up an amazing 27 tackles and one interception. He also set an ACC record with a 96-yard fumble return for a TD in '85 against Duke. A studio art major, Carr was also a sprinter on the North Carolina track team. . . . **Michael Johnson** (6-2, 220, OLB, Texas Tech) was a versatile three-year starter who played all three linebacker positions over his career. He compiled 393 total tackles (202 unassisted) along with seven fumble recoveries, three interceptions and 29-tackles-for-losses. As a senior ('87), he earned first-team All-SWC honors after leading the Red Raiders with a career-high 154 tackles (87 solos), one sack and eight tackles for 33 yards in losses. Johnson, who also had two interceptions in '87, also registered a season-high 27 tackles against Baylor. . . . **Rick Spielman** (6-0, 230, ILB, Southern Illinois) is the older brother of Lions' second-round draft choice Chris Spielman. He had a free agent tryout with the San Diego Chargers during the '87 training camp. In his senior season ('86), Spielman had 70 total tackles and two quarterback sacks.

**DEFENSIVE BACKS:** **Willie Bryant** (6-0, 195, CB, Louisiana State) finished his senior season with 31 tackles and one interception despite suffering a broken leg after the seventh game of the year. He registered 87 tackles and three interceptions over his four years with the Tigers. A three-year letterman at Choctawhatchee High in Ft. Walton Beach, Fla., Bryant also lettered in basketball and track. . . . **Victor Peppers** (5-8, 185, CB, Tennessee) accumulated 115 total tackles and six interceptions over his career with the Volunteers. He was a dual-sport (track) athlete at Tennessee. Peppers has exceptional speed and athletic ability, and in high school he played both wide receiver and defensive back. . . . **Marvin Spence** (5-11, 180, CB, Notre Dame), a three-year starter for the Fighting Irish, tallied 29 tackles and three interceptions as a senior ('87). A marketing major at Notre Dame, Spence was named to Adidas/Scholastic Coach Prep All-America team as a senior at Chester High School in Pennsylvania, where he also lettered three year in track (sprinter and long and triple jumper). . . . **Kevin Walker** (5-11, 180, CB, East Carolina) was a former sixth-round ('86) draft pick of Tampa Bay, who was released during the '87 preseason but returned to the team as a replacement player following the '87 strike. During the three replacement games, he had 16 total tackles and two interceptions, one of which he returned for a 30-yard TD. Walker led the nation with nine interceptions for East Carolina (1981-85) as a senior, and his 18 career interceptions is second on the all-time ECU charts. . . . **John Warren** (5-10, 180, CB, Virginia Union) was signed as a free agent with the Dallas Cowboys in '87 after playing with the Los Angeles Express ('85) and Arizona Outlaws ('86) of the USFL. He started eight games for the Express as a rookie in '85. The two-time CIAA All-Conference pick averaged 30 tackles-a-season at Virginia Union, and concluded his career with 13 interceptions.



# HOW 1987 LIONS WERE BUILT

(Based on final roster of 1987 season)

YEAR	DRAFT	TRADE	FREE AGENT	WAIVERS
1978 (1)		*William Gay (D-2 '78 Broncos)		
1979 (1)	Keith Dorney (1)			
1980 (2)	Eric Hipple (4) Eddie Murray (7)			
1981 (2)	Mark Nichols (1) Curtis Green (2)			
1982 (4)	Jimmy Williams (1) Bobby Watkins (2) Bruce McNorton (4) Rob Rubick (12)			
1983 (5)	James Jones (1) Rich Strenger (2) Mike Coler (3) Steve Mott (5B)		Jeff Chadwick (FA Lions '83)	
1984 (3)	Pete Mandley (2) Eric Williams (3A) Steve Baack (3C)			
1985 (8)	Lomas Brown (1) Kevin Glover (2)	**Joe Ferguson (D-3 '73 Bills)	Carl Bland (FA '84 Lions) Leon Evans (FA '83 Redskins) Duane Galloway (FA '84 Colts) Vernon Maxwell (D-2 '83 Colts)	Keith Ferguson (D-5 '81 Chargers)
1986 (13)	Chuck Long (1) Garry James (2) Joe Milinichik (3) Devon Mitchell (4)	†Shelton Robinson (FA '82 Seattle) ††Harvey Salem (D-2 '83 Oilers)	Jim Arnold (D-5 '83 Chiefs) Scott Barrows (FA '85 Lions) Paul Butcher (FA '86 Lions) James Griffin (D-7 '83 Bengals) George Jamison (USFL '84-85) Scott Williams (D-9 '85 Cardinals)	Eric Sanders (D-5 '81 Falcons)
1987 (25)	Reggie Rogers (1) Jerry Ball (3) Danny Lockett (6) Dan Saleaumua (7) Dennis Gibson (8) Ray Brown (10) Gary Lee (12)		Karl Bernard (FA Lions '87) Thomas Boyd (D-8 Packers '82) Raphel Cherry (D-5 Redskins '85) Kenny Daniel (FA Giants '84) Gary Ellerson (D-7 Packers '85) Vyto Kab (D-3 Eagles '82) Tony Paige (D-6 Jets '84) Mark Lewis (D-6 Packers '85) Chris Sheffield (FA Steelers '86) Ricky Smith (D-6 Patriots '82) Ivory Sully (FA Rams '79) Dave D'Addio (D-4 Lions '84) Ron Kosar (FA Patriots '86) Don Snyder (FA Lions '86) Lee Saltz (FA Lions '87) Bob Cryder (D-1 Patriots '78) Russell Erxleben (D-1 Saints '79)	Butch Woolfolk (D-1 Giants '82)

\* Obtained in trade with Denver for Charlie West.

\*\* Obtained in trade with Buffalo for 7th-round choice in '86.

† Obtained in trade with Seattle for 5th-round choice in '87.

†† Obtained in trade with Houston for '87, 2nd-round choice.

# VETERANS' ROSTER

No.	Name	Pos.	HL	WL	Birthdate	NFL Exp.	How Acq.	College
6	Arnold, Jim	P	6-3	211	1-31-61	6	FA '86	Vanderbilt
88	Baack, Steve	G	6-4	265	11-16-60	5	D-3c '84	Oregon
93	Ball, Jerry	NT	6-1	296	12-15-64	2	D-3 '87	Southern Methodist
61	Barrows, Scott	G-C	6-2	278	3-31-63	3	FA '86	West Virginia
69	Benson, Charles	DE	6-1	267	11-21-60	4	FA '88	Baylor
25	Bernard, Karl	RB	5-11	205	10-12-64	2	FA '87	SW Louisiana
80	Bland, Carl	WR	5-11	182	8-17-61	5	FA '84	Virginia Union
75	Brown, Lomas	T	6-4	282	3-30-63	4	D-1 '85	Florida
96	Butcher, Paul	LB	6-0	219	11-08-63	3	FA '86	Wayne State
95	Carr, Carl	LB	6-3	230	3-26-64	2	FA '88	North Carolina
89	Chadwick, Jeff	WR	6-3	190	12-16-60	6	FA '83	Grand Valley State
45	Cherry, Raphael	S	6-0	194	12-19-61	3	FA '87	Hawaii
55	Cofer, Michael	LB	6-5	245	4-07-60	6	D-3 '83	Tennessee
92	Davis, Jerome	NT	6-1	260	2-27-62	2	FA '88	Ball State
70	Dorney, Keith	G-T	6-5	280	12-03-57	10	D-1 '79	Penn State
42	Ellerson, Gary	RB-KR	5-11	220	7-17-63	4	FA '87	Wisconsin
77	Ferguson, Keith	DE	6-5	260	4-03-59	8	W '85	Ohio State
40	Galloway, Duane	CB-S	5-8	181	11-07-61	3	FA '85	Arizona State
98	Gibson, Dennis	LB	6-2	240	2-08-64	2	D-8 '87	Iowa State
53	Glover, Kevin	C-G	6-2	267	6-17-63	4	D-2 '85	Maryland
62	Green, Curtis	DE-NT	6-3	265	6-03-57	8	D-2 '81	Alabama State
34	Griffin, James	S	6-2	197	9-07-61	6	FA '86	Mid. Tennessee State
2	Grymes, Darrell	WR	6-2	182	12-04-61	2	FA '87	Central State
46	Hill, David	TE	6-3	255	1-01-54	13	FA '88	Texas A&I
17	Hipple, Eric	QB	6-2	198	9-16-57	8	D-4 '80	Utah State
33	James, Garry	RB	5-10	214	9-04-63	3	D-2 '86	Louisiana State
58	Jamison, George	LB	6-1	226	9-30-62	2	SD-2 '84	Cincinnati
23	Johnson, Earl	CB	6-0	190	10-20-63	2	FA '88	South Carolina
30	Jones, James	FB	6-2	229	3-21-61	6	D-1 '83	Florida
87	Kab, Vyto	TE	6-5	240	12-23-59	6	FA '87	Penn State
83	Lee, Gary	WR-KR	6-1	202	2-12-65	2	D-12 '87	Georgia Tech
81	Lewis, Mark	TE	6-2	250	5-05-61	3	FA '87	Texas A&M
50	Lockett, Danny	LB	6-2	248	7-11-64	2	D-6 '87	Arizona
16	Long, Chuck	QB	6-4	211	2-18-63	3	D-1 '86	Iowa
82	Mandley, Pete	WR-KR	5-10	191	7-29-61	5	D-2 '84	Northern Arizona
57	Maxwell, Vernon	LB	6-2	235	10-25-61	6	FA '85	Arizona State
72	McDuffie, George	DE	6-6	270	1-20-63	2	FA '88	Findlay
29	McNorton, Bruce	CB	5-11	175	2-28-59	7	D-4 '82	Georgetown (Ky.)
74	Milnichik, Joe	G-T	6-5	275	3-30-63	2	D-3 '86	No. Carolina State
31	Mitchell, Devon	S	6-1	194	12-30-62	2	D-4 '86	Iowa
52	Mott, Steve	C	6-3	270	3-24-61	6	D-5 '83	Alabama
3	Murray, Eddie	K	5-10	175	8-29-56	9	D-7 '80	Tulane
86	Nichols, Mark	WR	6-2	208	10-29-59	7	D-1 '81	San Jose State
49	Paige, Tony	FB	5-10	230	10-14-62	5	FA '87	Virginia Tech
51	Robinson, Shelton	LB	6-2	236	9-14-60	7	T '86	North Carolina
60	Rogers, Reggie	DE	6-6	285	1-21-64	2	D-1 '87	Washington
84	Rubick, Rob	TE	6-3	234	9-27-60	7	D-12b '82	Grand Valley State
97	Saleaumua, Dan	NT	6-0	285	11-11-65	2	D-7 '87	Arizona State
73	Salem, Harvey	T-G	6-6	285	1-15-61	6	T '86	California
64	Sanders, Eric	T-G	6-7	280	10-22-58	8	W '86	Nevada-Reno
28	Sheffield, Chris	CB	6-1	200	1-09-63	3	FA '87	Albany State
41	Smith, Ricky	WR-CB	6-0	188	7-20-60	5	FA '87	Alabama State
27	Watkins, Bobby	CB	5-10	184	5-31-60	7	D-2 '82	SW Texas State
32	Wester, Cleve	RB	5-8	188	6-14-64	2	FA '88	Concordia (Neb.)
48	Wheeler, Mark	TE	6-2	232	6-15-64	2	FA '88	Kentucky
76	Williams, Eric	DE	6-4	280	2-24-62	5	D-3a '84	Washington State
59	Williams, Jimmy	LB	6-3	230	11-15-60	7	D-1 '82	Nebraska
38	Williams, Scott	FB	6-2	234	7-21-62	3	FA '86	Georgia
21	Woolfolk, Butch	RB	6-1	212	3-01-60	7	W '87	Michigan
	Walker, Kevin	DB	5-10	185	10-20-63	3		East Carolina



## Lions' Draft Choices

No.	Name	Pos.	Ht.	Wt.	Birthdate	College	How Acquired
65	Andolsek, Eric	G	6- 2	281	8-22-66	Louisiana State	D-5
36	Blades, Bennie	DB	6- 1	216	9-03-66	Miami (Fla.)	D-1
44	Carter, Pat	TE	6- 4	263	8-01-66	Florida State	D-2b
9	Craig, Paco	WR	5-10	170	2-02-65	UCLA	D-10
71	Hadd, Gary	DT-NG	6- 4	270	10-19-65	Minnesota	D-8
63	Irvin, Todd	T	6- 5	288	2-01-65	Mississippi	D-9b
43	James, Jeff	WR	5-11	179	3-25-65	Stanford	D-7
14	McCain, Danny	QB	6- 3	206	8-31-64	Cincinnati	D-11
26	Painter, Carl	RB	5- 9	184	5-10-64	Hampton University	D-6
47	Roundtree, Ray	WR	6- 0	180	4-19-66	Penn State	D-3
54	Spielman, Chris	LB	6- 0	234	10-11-65	Ohio State	D-2a
35	White, William	CB	5-10	189	2-19-66	Ohio State	D-4

## First-Year\* Roster

Name	Pos.	Ht.	Wt.	Birthdate	College	How Acquired
Beemer, Bob	DE	6- 5	231	5-14-63	Toledo	FA-'87
Brown, Ray	WR	5- 9	185	7-25-65	South Carolina	D-10-'87
Carthens, Milt	T	6- 5	265	12-22-60	Michigan	FA-'87
Holinka, Jeff	G	6- 3	285	9-19-63	Maryland	FA-'88
Johnson, Rick	T	6- 6	255	12-12-63	Grand Valley State	FA-'87
Spielman, Rick	LB	6- 0	230	12-02-62	Southern Illinois	FA-'88

(\* ) A player is designated a "1" in the NFL experience column if he has not been on an active NFL squad for three regular season or postseason games in his first NFL season. A "1" designation also refers to players who have been to a previous pro training camp.

## Rookie Free Agent Roster

Name	Pos.	Ht.	Wt.	Birthdate	College
Beaty, Douglas	FB	6- 1	221	9-17-65	Appalachian State
Benyola, George	K	5-10	185	9-17-64	Louisiana Tech
Bostic, Carl	LB	6- 2	235	5-12-65	Michigan
Brasco, Mark	K	5-10	175	3-30-66	Pittsburgh
Bryant, Willie	DB	6- 0	195	3-10-66	Louisiana State
Bulger, L.C.	FB	5-11	205	7-20-64	Wayne State
Gore, Stacy	P	6- 0	220	5-20-63	Arkansas State
Hughes, William	C-OL	6- 5	285	6-06-65	Maryland
Johnson, Greg	P	6- 2	190	2-09-63	Bowling Green
Johnson, Michael	LB	6- 2	222	3-02-66	Texas Tech
Peppers, Victor	DB	5- 8	155	5-29-66	Tennessee
Saltz, Lee	QB	6- 1	195	9-25-63	Temple
Schmidt, Mark	WR	6- 1	190	4-27-64	Buffalo
Spence, Marvin	DB	5-10	179	12-25-63	Notre Dame
Stafford, Angelo	WR	6- 6	213	1-12-65	Alabama
Warren, John	DB	5- 9	174	4-25-63	Virginia Union



## LIONS' MVP

Since the 1952 season, Detroit Lions' players have voted for the Lions' Most Valuable Player. From that initial MVP vote until 1966, only one Lions' player was honored per season. Since 1967, Offensive and Defensive MVPs have been honored, and since 1981 the Lions also have voted for a Special Teams' MVP. For the 1987 season, the Offensive MVP was receiver Pete Mandley, who led the club in receiving with 58 catches. On defense, linebacker Jimmy Williams was selected for the second time in the last three seasons after posting his best season as a pro. For the second straight year, the Special Teams' MVP was linebacker Paul Butcher.

YEAR	OFFENSE	DEFENSE	SPECIAL TEAMS
1987	<b>Pete Mandley</b>	<b>Jimmy Williams</b>	<b>Paul Butcher</b>
1986	Keith Dorney and James Jones	Keith Ferguson	Paul Butcher
1985	James Jones	Jimmy Williams	Alvin Hall
1984	James Jones	Ken Fantetti	Roosevelt Barnes
1983	Billy Sims	William Gay	Roosevelt Barnes
1982	Billy Sims	Al Baker	Ken Callicutt
1981	Eric Hipple	Stan White	Ken Callicutt
1980	Billy Sims	Dave Pureifory	
1979	Fred Scott	Doug English	
1978	Gary Danielson	Al Baker	
1977	Jon Morris	Charlie Weaver	
1976	Ray Jarvis	Charlie Weaver	
1975	Dexter Bussy	Paul Naumoff	
1974	Bill Munson	Levi Johnson	
1973	Altie Taylor	Herb Orvis	
1972	Rockne Freitas	Larry Hand	
1971	Steve Owens	Mike Lucci	
1970	Charlie Sanders	Mike Lucci	
1969	Charlie Sanders	Mike Lucci	
1968	Mel Farr	Wayne Walker	
1967	Mel Farr	Lem Barney	

**Only one player was selected from 1952-1966.**

1966	Pat Studstill
1965	Bruce Maher
1964	Jim Gibbons
1963	Earl Morrall
1962	Gail Cogdill
1961	Joe Schmidt
1960	Nick Pietrosante
1959	Jim Martin
1958	Joe Schmidt
1957	Joe Schmidt
1956	Bobby Layne
1955	Joe Schmidt
1954	Bobby Layne
1953	Dick Stanfel
1952	Jim Doran



**Pete Mandley**



**Jimmy Williams**



**Paul Butcher**

# LIONS' ROOKIES

(1988 DRAFTEES)



36

**BENNIE BLADES**

Defensive Back  
Miami (Fla.)  
HT: 6-1 WT: 216  
BORN: 9-3-66  
Hometown:  
Ft. Lauderdale, FL  
(0-1, 3rd Overall)

With their highest draft position since 1980, the Detroit Lions believe their No. 1 selection in this year's NFL draft has the capabilities of becoming one of the outstanding players in the league, and defensive back Bennie Blades welcomes the challenge.

"I am every excited about playing in Motown," Blades exclaimed. "I've always dreamed about going somewhere and making an impact. Now it's time for me to live up to my goals, dreams and expectations."

Blades' selection marked the first time since 1978 (when the Lions chose Notre Dame's Luther Bradley) that Detroit used its first round pick to select a defensive back. He also becomes the third-highest defensive back ever selected in the NFL draft since 1956 when Gary Glick of Colorado A&M was the NFL's top pick by the Pittsburgh Steelers. LSU's Jerry Stovall was the number two overall selection (St. Louis Cardinals) in 1963 and Bill Stacy of Mississippi State was (like Blades) the #3 pick of the Chicago Cardinals in the 1959 draft. Blades also was the highest defensive back chosen since Kenny Easley was taken by Seattle (#4 overall) in 1981.

An outstanding product, Blades was a consensus All-American at the University of Miami (Fla.) and the co-winner of the 1987 **Jim Thorpe Award**, given to the nation's premier defensive back, with Oklahoma's Rickey Dixon (who was chosen by Cincinnati in the first round). He concluded his collegiate career as the school's all-time leader in interceptions with 19, and his 305 yards in interception returns was another school mark. Blades also holds the Miami record for interception returns for touchdowns with two.

Described by his college coach, Jimmy Johnson, as "the best player at his position that I have ever coached," Blades was considered the leader of one of the finest collegiate secondary units in America last season. He is a tough, aggressive hitter who easily handles his opponents in one-on-one matchups, and he has the ability to play any position in the secondary.

Blades was the third-leading tackler for last season's national champions, finishing the season with 124 total tackles (53 solos), and he paced the Hurricanes with five interceptions for 61 yards in returns. His recovery of a fumble by Florida State quarterback Danny McManus with 3:28 remaining set up the eventual game-winning 73-yard touchdown receptions by teammate Michael Irvin, as Miami rallied from a 19-3 deficit to a 26-25 win over the Seminoles.

He made a season-high 18 tackles in a 27-13 triumph over Virginia Tech and held Heisman Trophy winner and All-American receiver Tim Brown to a pair of receptions while recording seven tackles with an interception in a 24-0 blanking of Notre Dame.

As a junior, Blades earned All-America honors for the first time (**The Sporting News**,

continued

### Blades continued

UPI, and the Associated Press), and he was third in the voting for the **Jim Thorpe Award**. He ranked third on the squad in tackles with 96 (59 solos) and his 10 interceptions was tops among the nation's defenders (128 yards).

During his sophomore season, Blades moved to free safety from cornerback in fall drills and the adjustment was relatively easy for the Ft. Lauderdale product, as he finished with 58 tackles (38 solos) and four interceptions.

Blades was a second-team All-State defensive back at Piper High in Ft. Lauderdale, where he also played running back. He gained 1,068 yards on 204 carries and scored 11 touchdowns.

An extremely quick talent, Blades was recently timed at 4.38 in the 40-yard dash, and in 1984 he was invited to participate in the Olympic Trials.

A business management major at Miami, Horatio Bennie Blades was born September 3, 1966 and he has a three-year-old son, Horatio, Jr.

**Coach Darryl Rogers' Comments:** "We feel that Bennie Blades is the caliber of football player that this team needs right now. We think that he can play, and become the impact player we are looking for. We hope that he is able to shore up our secondary. He could possibly play either safety position for us, but a lot depends upon the return of Devon Mitchell. Bennie has played both safety positions, in addition to cornerback, but at this time we do not have plans for him at cornerback. Anytime you draft a number one player, you expect him to start and we anticipate Bennie to start at free-or strong safety. We expect Bennie to contribute greatly to our program."

#### BENNIE BLADES' CAREER STATISTICS AT MIAMI

Year	Tackles	Solo	Asst.	FR	FC	Int.-Yds.	TD	TFL	PBU	Sacks
1984	8	5	3	0	0	0- 0	0	0- 0	0	0
1985	58	38	20	0	1	4-116	2	0- 0	15	0
1986	96	59	37	2	2	10-128	0	0- 0	13	0
1987	124	53	71	1	0	5- 61	0	3-14	3	0
TOTALS	286	155	131	3	3	19-305	2	3-14	31	0

\*Blades also returned a fumbled punt return 32 yards for a touchdown in 1987.



54

**CHRIS SPIELMAN**

Middle Linebacker  
Ohio State  
HT: 6-0 WT: 234  
BORN: 10-11-65  
Hometown: Canton, OH  
(D-2a, 29th Overall)

An intense competitor who loves to hit, Chris Spielman was regarded by many as the best linebacker in the country last year. This second round choice plays the game hard and has a lot of confidence in his ability.

"We feel Chris is an impact player," said Lions' Director of Player Personnel Joe Bushofsky. "All he does is make great plays. He has great instincts and a great ability to cover the football."



Spielman ranks third on the Ohio State all-time tackle list behind Marcus Marek (572) and Tom Cousineau (569) with 546, and ironically, all three All-America linebackers wore No. 36 for the Buckeyes.

He capped a fine senior season by winning the **Lombardi Award**, becoming only the second linebacker to ever win the award. Spielman's style of play has been compared to Hall of Famer Dick Butkus.

A two-time All-American and three-time All-Big Ten selection, Spielman led his squad in tackles last season with 156 (third in the Big Ten). He also had four sacks and ten tackles for 45-yards in losses, as well as causing three fumbles and making two interceptions. Garnered a season-high 19 tackles in a 24-3 season-opening win over West Virginia.

As a junior, Spielman made an incredible 205 total tackles (105 solos), as the Buckeyes captured the Big Ten title. He was a finalist for both the Lombardi and Dick Butkus Awards, and he was named MVP of the Kickoff Classic and Defensive Player of the Game for his 11-tackle, two-interception performance in Ohio State's 28-12 win over Texas A&M in the Cotton Bowl.

Spielman registered 140 tackles as a sophomore (76 solos), finishing second on the team in that category. He also had three interceptions on the year and four sacks.

In his rookie season, Spielman saw extensive action and ended the year with 45 tackles, 15 of which came against Southern California in the Rose Bowl.

The All-American linebacker at Washington (Massillon, Ohio) High was selected the top High School Linebacker in the Nation by Parade Magazine, and was also picked as the Male High School Athlete of the Year by Armour-Dial. Spielman graduated with a 3.8 GPA from Washington.

The physical education major was born October 11, 1965. His brother, Rick, also is a member of the Detroit Lions, having signed a free agent contract this past February. Rick, who attended Southern Illinois University, also plays linebacker. Also joining Spielman as a member of this year's Lions team is Ohio State teammate William White, who was picked in the fourth round.

#### CHRIS SPIELMAN'S CAREER STATISTICS AT OHIO STATE

Year	Tackles	Solo	Assl.	FR	FC	Int.-Yds.	TD	TFL	PBU	Sacks
1984 .....	45	24	21	1	1	0- 0	0	2- 10	2	1
1985 .....	140	76	64	0	1	3- 8	0	9- 31	3	4
1986 .....	205	105	100	1	1	6-118	1	9- 26	2	2
1987 .....	156	78	78	0	3	2- 4	0	10- 45	2	4
<b>TOTALS .....</b>	<b>546</b>	<b>283</b>	<b>263</b>	<b>2</b>	<b>6</b>	<b>11-130</b>	<b>1</b>	<b>30-112</b>	<b>9</b>	<b>11</b>



Blades



Spielman



**44****PAT CARTER**

Tight End  
Florida State  
HT: 6-4 WT: 263  
BORN: 8-1-66  
Hometown: Sarasota, FL  
(D-2b, 32nd Overall)

After gaining the services of two highly-touted defensive players, the Lions were looking for a little bit of stability when they selected Pat Carter of Florida State with their second pick of the second round.

Four different players started at tight end during the 12 non-strike games last year, and Carter's arrival in Detroit should lend more stability to that position.

"I'd compare Pat Carter with Mark Bayaro (N.Y. Giants) when he came out of college," said Lions' Director of Player Personnel Joe Bushofsky. "Pat is very nimble-footed and can advance the ball because of his strength and quickness. We think he's one of the finest blocking tight ends to come out of the draft in years. He's a dominating blocker and we feel he'll continue that way in the NFL."

Carter was a first-team All-American selection by **The Sporting News** last year after finishing the season with 33 receptions (second on the FSU team) for 328 yards and two touchdowns. He averaged 9.9 yards per catch last season. Carter's best game of the year came against Auburn when he exploded for 79 yards and a score on seven receptions, as the Seminoles rolled 34-6.

In 1986 Carter earned first-team All-South Independent and honorable mention All-America honors despite numerous injuries to the Seminole quarterbacks. He caught 18 passes for 183 yards, averaging 10.2 yards per catch.

As a sophomore, Carter started nine of 12 games and finished the season with 235 yards on 19 receptions. Enjoyed his best game that year against Oklahoma State, grabbing five passes for 81 yards in a 34-23 win over the Cowboys. The Sarasota native saw action in six games his freshman year, catching 13 passes for 175 yards and two touchdowns. Carter, who was a standout athlete at Riverview (Fla.) High, was born August 1, 1966.

**PAT CARTER'S CAREER STATISTICS AT FLORIDA STATE**

Year	No.	Yards	Avg.	TD	Long
1984.....	13	175	13.5	2	33
1985.....	19	235	12.4	3	26
1986.....	18	183	10.2	0	21
1987.....	33	328	9.9	2	25
TOTALS.....	83	921	11.1	7	33

**47****RAY ROUNDTREE**

Wide Receiver  
Penn State  
HT: 6-0 WT: 180  
BORN: 4-19-66  
Hometown: Aiken, S.C.  
(0-3, 59th Overall)

An exceptional athlete, Ray Roundtree became the first wide receiver drafted by the Lions when he was selected in the third round.

The versatile Roundtree averaged 20.5 yards per catch during his Penn State career, hauling in 46 passes and scoring nine times. In addition, he also scored twice as a rusher, gaining 128 yards on 10 carries during his four-year college career.

Last season he finished with 14 receptions for 347 yards (24.8 average) and five touchdowns. In Penn State's 35-21 win over Rutgers, Roundtree had an outstanding day with 104 yards on four receptions, including a 39-yard TD catch.

As a junior, Roundtree started in all 12 contests and his 16 receptions were the fourth-highest on the team (296 yards, 2 TDs). He carried the ball once for a three-yard gain in a 14-10 victory over Miami in the Fiesta Bowl as the Lions won the national championship.

Roundtree, who had 15 receptions in 1985 (285 yards)—his first full season as a wideout, led Penn State. He averaged 19.0 yards per catch and scored twice, with both TDs coming against West Virginia.

Originally signed as a quarterback from South Aiken (S.C.) High, Roundtree switched to the split end position during his freshman year. An All-South Carolina and Parade All-American option quarterback, he accumulated 1,770 yards in total offense as a senior.

A finance major at Penn State, Roundtree was born April 19, 1966.

**Coach Darryl Rogers' Comments:** "Ray's an excellent prospect, with outstanding speed, good hands and he's a bright young man. He doesn't have the greatest statistics since Penn State is not known as a passing team, but he is an excellent athlete who can do something with the ball once he gets it."

**RAY ROUNDTREE'S CAREER STATISTICS AT PENN STATE**

Year	Receiving					Rushing				
	No.	Yards	Avg.	TD	Long	No.	Yards	Avg.	TD	Long
1984 .....	1	17	17.0	0	17	-	-	-	-	-
1985 .....	15	285	19.0	2	51	-	-	-	-	-
1986 .....	16	296	18.5	2	37	9	122	13.6	2	34
1987 .....	14	347	24.8	5	60	1	9	9.0	0	9
TOTALS .....	46	945	20.5	9	60	10	131	13.1	2	34

**35****WILLIAM WHITE**

Cornerback-Safety  
Ohio State  
HT: 5-10 WT: 189  
BORN: 2-19-66  
Hometown: Lima, OH  
(D-4, 86th Overall)

A very intelligent athlete, Detroit landed a student of the game when they selected William White in the fourth round. White spends countless hours studying game and practice film in the hopes of perfecting his skill.

"William is a great kid," said Lions' scout Dirk Dierking, "and he is very intelligent. He proved over his four years as a starter at Ohio State that he has excellent instincts for the ball and that he can play corner or safety. His 16 career pass interceptions is outstanding."

White, who excels in the bump-and-run defense, was a first-team All-Big Ten selection this past year. He recorded 41 tackles (29 solos) and five interceptions for 85 yards in returns. Three of his five thefts came against West Virginia when the Buckeyes had six as a team in a 24-3 win. His performance in that game earned him Big Ten Defensive Player of the Week honors.

He started 10 games as a junior, finishing the season with 38 tackles and two interceptions.

In 1985 White held the starting job at left cornerback and he ended the year with 51 total tackles (29 solos), two for losses of two yards. His six interceptions led Ohio State, and his interceptions against Minnesota led to the eventual game-winning TD.

As a freshman, White's 333.5 minutes of playing time was tops among all Buckeye defensive players as the Lima High product started every contest. White registered 48 total tackles (31 solos), three interceptions and recovered two fumbles.

A two-way player at Lima (Ohio) High, White ran for 1,444 yards and 12 TDs as a senior and caught two other scores. White, a mechanical engineering major at Ohio State, was born February 19, 1966.

**WILLIAM WHITE'S CAREER STATISTICS AT OHIO STATE**

Year	Tackles	Solo	Asst.	FR	FC	Int.-Yds.	TD	TFL	PBU	Sacks
1984	48	31	17	2	0	3- 23	1	1- 2	7	0
1985	51	29	22	3	2	6- 10	0	2- 2	4	0
1986	38	18	20	1	1	2- 35	0	1- 5	4	0
1987	41	29	12	1	2	5- 85	1	2- 8	7	0
TOTALS	178	107	71	7	5	16-153	2	6-17	22	0



**65****ERIC ANDOLSEK**

Offensive Guard  
Louisiana State  
HT: 6-2 WT: 281  
BORN: 8-22-66  
Hometown:  
Thibodaux, LA  
(D-5, 112th Overall)

The Lions' fifth-round selection, LSU's Eric Andolsek, impressed the Detroit scouts with his tremendous size and blocking abilities.

"We were looking for people in the draft who love to play the game of football and Eric is one of those type of people," said John Trump, area scout for the Lions, who scouted Andolsek. "He has wanted to play pro ball ever since he first put on a uniform. He's an extremely strong and intense player who has a defensive player's temperament."

Andolsek, a three-year starter for the Tigers, earned third-team All-American honors (College & Pro Football Newsweekly) and All-Southeastern Conference accolades this past season as a member of LSU's powerful offensive line. LSU averaged over 440 yards per game in 1987.

A fine physical specimen, Andolsek had a super junior year enroute to picking up All-SEC first team honors. Against Alabama, he held the Crimson Tide's Curt Jarvis to two assisted tackles and against Notre Dame, Andolsek held the Fighting Irish's Wally Kleine to just a solo tackle.

After playing on both sides of the ball in LSU's Sugar Bowl appearance against Nebraska during his freshman season, Andolsek became a starter in the fourth game of the following year and as a result, he was named first-team All-Louisiana.

A former teammate of present Lion RB Garry James, Andolsek was a three-year letterman (as a two-way lineman) at Thibodaux (La.) High. During his senior year at Thibodaux, he was named to the Adidas All-American team and he was selected his team's MVP. An economics major, Andolsek was born August 22, 1966.

**26****CARL PAINTER**

Running Back  
Hampton Institute  
HT: 5-9 WT: 184  
BORN: 5-10-64  
Hometown: Norfolk, VA  
(D-6, 143rd Overall)

A multi-talented athlete who has excellent speed in the open field, Carl Painter was Detroit's sixth-round pick. The Hampton Institute running back established career marks for rushing yardage (3,223) and attempts (628), breaking the old marks of 533 attempts for 3,064 yards set by Dennis Mahan (1979-82).

Painter also has the ability to catch the ball coming out of the backfield, as evidenced by his 25 receptions for 383 yards (15.3 average) over his career.

He was a first-team Little All-American pick by The Poor Man's Guide to the NFL Draft and a first-team All-Central Intercollegiate selection after leading his squad in

**continued**



### Painter continued

rushing (981 yards) and scoring (96 points) this past year. His best effort of '87 came against Bowie State when he gained 177 yards on 17 attempts, including a 77-yard TD run.

Painter posted career high numbers as a junior in 1985 (he missed the '86 season with an injury), rushing for 1,170 yards on 206 carries (5.7 average) and nine touchdowns. He earned All-CIAA honors that season.

The Norfolk native broke into the starting lineup as a sophomore, leading the team in rushing with 481 yards and a touchdown on 121 carries in nine games.

As a freshman he made an immediate impact in the backfield, pacing Hampton in rushing with 533 yards on 105 attempts.

An All-District and All-Area selection at Booker T. Washington (Norfolk) High, Painter also competed on the school's track team. He runs the 40-yard dash in 4.49 seconds, and he was born May 10, 1964.

### CARL PAINTER'S CAREER STATISTICS AT HAMPTON INSTITUTE

Year	No.	Yards	Rushing			No.	Yards	Receiving		
			Avg.	TD	Long			Avg.	TD	Long
1983	105	533	5.1	2	45	-	-	-	-	-
1984	121	481	3.9	1	56	7	106	15.1	1	32
1985	206	1170	5.7	9	97	3	47	15.7	1	37
1986	24	58	2.4	0	18	1	0	0.0	0	0
1987	172	981	5.7	14	86	14	230	16.4	2	76
TOTALS	628	3223	5.1	26	97	25	383	15.3	4	76

\*In 1987 Painter returned two kickoff returns a total of 44 yards.



43

JEFF JAMES

Wide Receiver  
Stanford  
HT: 5-11 WT: 179  
BORN: 3-25-65  
Hometown:  
Los Angeles, CA  
(0-7, 170th Overall)

In the seventh round, Detroit selected Jeff James, a very underrated receiver from Stanford University. He is a talented receiver with outstanding running ability once he catches the football. His 154 catches rank fourth on the school's all-time list, and the Cardinal coaching staff ranks him right up there with Tony Hill, Ken Margerum and James Lofton, all of whom enjoyed tremendous success at Stanford.

James, an All-Pac 10 second-team pick last year, led the Cardinals in receiving with 42 receptions for 516 yards (12.3 average) and three touchdowns. He also averaged 23.9 yards on kickoff returns (10 returns). His best game of the season, yardage-wise, came against San Diego State when he gained 154 yards. James hauled in a season-high nine receptions versus San Jose State.

As a junior, he was second on the squad in receiving (third in the Pac-10) with 52 catches for 779 yards and 8 TDs (15.0 average). James was named to the second-team Pac-10 unit that season.

In 1985 James earned honorable mention all-conference honors after a 42-catch, 658-yard seasonal performance. He gained a career-high 167 receiving yards against Texas (10 receptions, two TDs).

After a redshirt season in 1983, James made 18 receptions during his first full season with Stanford for a 17.3 average.

The Beverly Hills (Calif.) High graduate was a two-time All-Ocean League and All-Westside pick, and during his senior year James made 61 catches for 1,120 yards and nine touchdowns. He was an outstanding track and field athlete as well, winning the CIF 3-A championship in the 400 meters with a 47.9 time and finishing second in the long jump with a mark of 22-10.5.

James, who runs the forty in 4.56 seconds, was an economics major at Stanford and was born March 25, 1965.

#### JEFF JAMES' CAREER STATISTICS AT STANFORD

Year	No.	Receiving				No.	Rushing			
		Yards	Avg.	TD	Long		Yards	Avg.	TD	Long
1983	.....	Redshirt—Freshman								
1984	..... 18	312	17.3	3	39	1	-2	-2.0	0	-2
1985	..... 42	658	15.3	2	47	4	-16	-4.0	0	2
1986	..... 52	779	15.0	8	69	-	-	-	-	-
1987	..... 42	516	12.3	3	66	3	14	4.7	0	5
TOTALS	.... 154	2265	14.7	16	69	3	-4	-0.5	0	5

Year	No.	Kickoff Returns				No.	Punt Returns			
		Yards	Avg.	TD	Long		Yards	Avg.	TD	Long
1985	..... 6	148	24.6	0	41	4	8	2.0	0	8
1987	..... 10	239	23.9	0	65	1	3	3.0	0	3
TOTALS	.... 16	387	24.2	0	65	5	11	2.2	0	8



**71**

**GARY HADD**

Defensive Tackle-  
Nose Guard  
Minnesota  
HT: 6-4 WT: 270  
BORN: 10-19-65  
Hometown:  
Burnsville, MN  
(D-8, 197th Overall)

After three straight offensive picks, the Lions opted for defense with the drafting of Minnesota's Gary Hadd in the eighth round.

A three-year starter in the middle of the Gopher Line, Hadd played both defensive tackle and nose guard positions. He is a fierce run defender, known for his ability to shed his blocks quickly to come up with the big tackles. An extremely hard worker, Hadd was a solid pass rusher despite constant double team coverage.

Hadd totaled 49 tackles last year (20 solos), five for nine yards in losses while recovering one fumble.

**continued**

### Hadd continued

As a junior he was one of the league's (Big Ten) leaders in tackles for losses with 11 for 38-yards in losses. Hadd recorded 45 tackles (27 solos) and three sacks, in addition to two fumble recoveries that season.

After seeing considerable action as a freshman (23 total tackles, one fumble recovery, and four sacks), Hadd moved into the starting lineup the following year at nose guard. He came up with 24 tackles (13 solos), two sacks and three tackles for losses.

Hadd was an All-Conference and All-State defensive lineman at Burnsville (Minn.) High, where he earned a total of five letters in football, track and wrestling. He also handled the discus on the track team. A business major at Minnesota, Hadd was born October 19, 1965.

#### GARY HADD'S CAREER STATISTICS AT MINNESOTA

Year	Tackles	Solo	Asst.	FR	FC	Int.-Yds.	TD	TFL	PBU	Sacks
1984	23	11	12	1	0	0-0	0	4-22	0	4
1985	24	13	11	1	0	0-0	0	3-12	0	2
1986	45	27	18	2	0	0-0	0	11-38	0	3
1987	49	20	29	1	0	0-0	0	5-9	2	0
TOTALS	141	71	70	5	0	0-0	0	23-81	2	9



63

TODD IRVIN

Offensive Tackle  
Mississippi  
HT: 6-5 WT: 288  
BORN: 2-1-66  
Hometown:  
Aberdeen, MS  
(0-9, 235th Overall)

Known as a tough, hard-working individual, Mississippi's Todd Irvin was Detroit's second pick of the ninth round (as a result of a Nov. '87 trade of TE Jimmie Giles to Philadelphia).

Pro scouts feel that Irvin possesses the physical tools necessary to excel and he made great strides in the strength department during an intense off-season weight training program. He is a dominating drive blocker and a more than adequate pass protector.

Irvin, the fastest lineman for the Rebels last year (runs the forty in 4.9 seconds), was the mainstay of the offensive line from the strong side tackle position. He graded out at 89% during the season.

As a junior, Irvin started every game at right tackle and led the team with an 89% blocking grade.

In 1985, he saw action in 10 contests, missing one game with an ankle injury, while in 1984 Irvin moved from the number two tight end position after injuries depleted the offensive line. He was redshirted as a tight end during his first season (1983).

An All-Deep South Blue Chip selection at Aberdeen (Miss.) High, Irvin was selected the Mississippi Lineman of the Year by the Jackson Clarion-Ledger/Daily News his senior year. He also was an All-American choice by the **Orlando Sentinel** and **Scholastic Coach Magazine**. He caught 36 passes for 486 yards and five TDs his final year. Irvin majored in management at Mississippi and was born February 1, 1966.





9

**PACO CRAIG**

Wide Receiver  
 UCLA  
 HT: 5-10 WT: 170  
 BORN: 2-2-65  
 Hometown:  
 Santa Maria, CA  
 (D-10, 255th Overall)

A true "late-bloomer," UCLA receiver Paco Craig may prove to be a 10th-round steal by the Lions. After seeing limited playing time his first two years at UCLA, Craig came into his own as a junior and senior and finished his college career as the 12th-leading receiver in UCLA history with 61 receptions. As a senior, he shared the team's "Most Improved Player" Award.

He was second to UCLA teammate Willie Anderson in receiving last year with 29 catches for 520 yards and five TDs. His finest game in '87 came in a 31-23 Bruin win over Arizona State when he caught five passes for 102 yards and two TDs.

In 1986, he had 17 catches for 287 yards and two TDs. His best game that year was against Arizona when he had three receptions for 122 yards, including a 78-yard scoring toss in a 32-25 UCLA win.

Craig prepped at Ramona High (Riverside, CA) where he rushed for 837 yards (6.6 yds.) and scored 13 TDs as a senior. He also lettered in baseball, basketball and track. He stole 71 bases in three years of prep baseball. A history major at UCLA, Craig was born February 2, 1965, and his given name is Francisco Luis Craig.

**PACO CRAIG'S CAREER STATISTICS AT UCLA**

Year	Receptions	Yards	Avg.	TD	Long
1984 .....	9	124	13.8	1	29
1985 .....	6	74	12.3	1	24
1986 .....	17	287	16.9	2	78
1987 .....	29	520	17.9	5	46
<b>TOTALS .....</b>	<b>61</b>	<b>1005</b>	<b>16.5</b>	<b>9</b>	<b>78</b>



Carter



Roundtree



White





14

**DANNY McCOIN**

Quarterback  
Cincinnati  
HT: 6-3 WT: 206  
BORN: 8-31-64  
Hometown:  
Livingston, TN  
(D-11, 282nd Overall)

Another Cincinnati signal-caller who Detroit scouts feel could develop into a top-flight talent, Danny McCain was the Lions' final selection of the 1988 draft.

His skills have been compared to that of former Bearcat great Greg Cook, who led the nation in total offense in 1966 and was the AFL Rookie of the Year for the Bengals the following year.

McCain, an outstanding long-range passer with great field vision, is very elusive with an excellent ability to avoid the rush. He was coached by Dave Currey, who tutored the likes of Jim Plunkett, Steve Dils and Turk Schonert at Stanford and Todd Dillon at Cal-Long Beach.

He broke Cook's school record for passing yards by throwing for 6,801 over his career. Last season, he connected on 59% of his attempts (158 of 268) for 2,013 yards and 13 touchdowns, ranking 18th in the nation in passing efficiency with a 132.1 rating. McCain blistered Miami of Ohio for a career-high 399 yards on 27 of 36 passing, as well as scoring the game-winning TD from three yards out with 1:57 left to give the Bearcats a 31-26 win.

As a junior he finished as the 19th-ranked passer in the nation, with a 64.2 completion percentage (237 of 369) for 2,831 yards. He threw 13 TDs and 11 interceptions that season.

In 1985, McCain completed 115 of 201 passes (57.2%) for 1,576 yards, 12 touchdowns and only five interceptions, ranking 13th nationally in passing efficiency.

McCain lettered in three sports (football, basketball and baseball) at Livingston (Tenn.) Academy. In football, he passed for 2,180 yards and 23 TDs as a senior and 5,500 yards and 50 touchdowns over his career.

Majoring in education at Cincinnati, McCain runs the forty in 5.02 seconds and he was born August 31, 1964.

#### DANNY McCOIN'S CAREER STATISTICS AT CINCINNATI

Year	Passing							Rushing				
	Att.	Comp.	Pct.	Yards	TD	Int.	Long	No.	Yards	Avg.	TD	Long
1983	Redshirt—Freshman											
1984	61	34	55.7	381	1	2	41	16	-104	-6.5	0	6
1985	201	115	57.2	1576	12	5	68	46	-178	-3.9	3	7
1986	369	237	64.2	2831	13	11	80	70	-246	-3.5	3	7
1987	268	158	59.0	2013	13	8	53	60	-63	-1.1	4	8
TOTALS	899	544	60.5	6801	39	26	80	192	-591	-3.1	10	8

## INSTANT REPLAY APPROVED FOR 1988

**For the third consecutive year, NFL clubs have approved a limited system of Instant Replay on a one-year basis.**

The system basically stays the same as in 1987 with the exception that the Replay Official will now be assigned to a regular officiating crew and will attend crew meetings the day before each game. League office personnel will no longer be used as Replay Officials. In 1987, there were 490 plays closely reviewed (defined as a contact to the field, but not necessarily stoppage of play). There were 57 reversals in 210 games for an average of one reversal in each four games. In 1986, there were 374 plays closely reviewed resulting in 38 reversals in 224 games.

In 1986, the system was approved by a 23-4-1 vote. In 1987, the vote was 21-7. In 1988, replay was cleared by a 23-5 margin.

The NFL has discussed Instant Replay in some degree or other since the early 1970s. The League experimented in 1976 and 1978 using two basic frameworks—an independent system using cameras, replay machines, and technicians separate from the network covering the game, and a “no frills” approach using existing television coverage.

In 1985, the NFL used the network feed of nine nationally televised preseason games to experiment with the basic system that later was adopted for 1986 and 1987. A total of 28 plays were examined closely in 1985 (17 confirmed call, 4 were inconclusive, 1 was reversed, and 6 had no replay shown).

### **What is the objective of this system?**

The clubs feel that on certain plays the telecast viewed by the general public should be used to correct an indisputable error. The system will be used to reverse an on-field decision only when the Replay Official has *indisputable visual evidence* available to him that warrants the change.

### **Is the television network carrying the game part of the review process?**

No. Although the Replay Official will be viewing the live network feed, there is no communication to television personnel as to what

plays to show or not to show.

### **What is the step-by-step procedure of play review?**

The Replay Official will view game action and a play will be replayed immediately on one of the two monitors, while the other monitor continues to record the live feed.

The Replay Official makes a determination if further study of the play is needed. If not, there is no contact with the field and play continues without interruption.

If the Replay Official believes an error may have been made, the Umpire will be contacted via a headset.


The Replay Official will watch replay(s) on one or both monitors and complete his review within a reasonable period after the play is over.

The Replay Official will inform the Umpire of his decision, and the Referee will make the appropriate announcement on the wireless microphone.


The limited Instant Replay system concentrates on plays of possession or touching (e.g., fumbles, receptions, interceptions, muffs) and most plays governed by the sidelines, goal lines, end lines, and line of scrimmage (e.g., receiver or runner in or out of bounds, forward or backward passes, breaking the plane of the goal line).

However, the Instant Replay system will *not* include the following fouls: clipping; encroachment and offsides; grasp of facemask; false start; defensive pass interference; offensive pass interference; offensive holding and illegal use of hands; illegal batting or punching ball; illegal block on free kick or scrimmage kick; illegal crackback; illegal motion; illegal use of forearm or elbow; illegal use of hands by defense; illegally kicking the ball; illegally snapping the ball; intentional grounding; member of the punting team downfield early; illegal formation; palpably unfair act; piling on; roughing the passer; running into or roughing the kicker; striking, kicking, or kneeling; unnecessary roughness; unsportsmanlike conduct; and use of the helmet as a weapon.

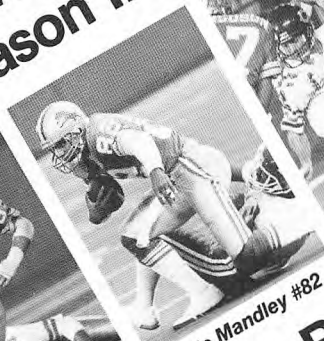




Jim Arnold #6



Paul Butcher #96



Pete Mandley #82



Michael Cofer #55



# 1987 DETROIT LIONS'

(15 games)

## RESULTS AND ATTENDANCE (4-11-0)

Lost	Detroit 19 at Minnesota	34 (57,061)
Lost	Detroit 7 at L. A. Raiders	27 (50,300)
Lost	Detroit 27 TAMPA BAY	31 (4,919)
Won (OT)	Detroit 19 at Green Bay	16 (35,779)
Lost	Detroit 14 SEATTLE	37 (8,310)
Lost	Detroit 33 GREEN BAY	34 (27,278)
Lost	Detroit 0 at Denver	34 (75,172)
Won	Detroit 27 DALLAS	17 (45,325)
Lost	Detroit 13 at Washington	20 (53,593)
Lost	Detroit 10 at Chicago	30 (63,357)
Lost	Detroit 20 KANSAS CITY	27 (43,820)
Lost	Detroit 16 L. A. RAMS	37 (33,413)
Won	Detroit 20 at Tampa Bay	10 (41,699)
Lost	Detroit 14 MINNESOTA	17 (27,693)
Won	Detroit 30 at Atlanta	13 (13,906)

## TEAM STATISTICS

	DETROIT	Opponents
TOTAL FIRST DOWNS	270	314
Rushing	81	122
Passing	156	162
Penalty	33	30
3rd Down: Made/Att. (%)	58/190/31%	80/200/40%
4th Down: Made/Att. (%)	4/14/29%	2/5/40%
TOTAL NET YARDS	4391	5273
Avg. Per Game	292.7	351.5
Total Plays	933	999
Avg. Per Play	4.7	5.3
NET YARDS RUSHING	1435	2070
Avg. Per Game	95.7	138.0
Total Rushes	398	504
NET YARDS PASSING	2956	3203
Avg. Per Game	197.1	213.5
Tackled/Yards Lost	26/194	42/355
Gross Yards	3150	3558
Attempts/Completions	509/275	453/259
Pct. of Completions	54.0	57.2
Had Intercepted	26	19
PUNTS/AVERAGE	70/41.8	65/37.9
NET PUNTING AVERAGE	37.9	30.4
PENALTIES/YARDS	86/737	115/907
FUMBLES/BALL LOST	29/11	35/13
TOUCHDOWNS	27	43
Rushing	9	18
Passing	16	23
Returns	2	2
TIME OF POSSESSION	43:40	48:14
Avg. Per Game	28:42	32:07
AVERAGE POINTS PER GAME	17.9	25.6

## PASSING

	Att.	Comp.	Yds.	Pct.	Avg./Att.	TD	Pct.	Pct.	Sack/		
							TD	Int.	Int.	LG	Yds.
Long	416	232	2598	55.8	6.25	11	2.6	20	4.8	53	17/127
Huns	92	43	552	46.7	6.00	5	5.4	5	5.4	53	9/67
Jones	1	0	0	0.0	0.00	0	0.0	1	100.0	0	0/0
*LIONS TOTAL	509	275	3150	54.0	6.19	16	3.1	26	5.1	53	26/194
Opponents Total	453	259	3558	57.2	7.85	23	5.1	19	4.2	81	42/355

\*NOTE: ALL STATISTIC TOTALS INCLUDE REPLACEMENT PLAYERS' TOTALS.





# 1987 DEFENSIVE STATS

## (Fifteen Games)

Player	TACKLES			Sacks/Yards	Ints./Yards	Pass Def.	FUMBLES		BLOCKED					TDs	Safeties
	Total	Solo	Asst.				Force	Recover	PATs	FGs	Punts				
Gibson	82	68	14	1.0/ 8	1/ 5	4	1								
Williams, J.	69	59	10	4.0/ 23	2/ 51	4	1	2				2			
Robinson	67	56	11			1	1	2							
McNorton	64	53	11		3/ 20	4	2								
Griffin	56	39	17	1.0/ 11	6/130	4	2								
Cherry	49	33	16		1/ 2	6									
Cofer	43	37	6	8.5/ 78				1							
Williams, Eric M.	38	30	8	2.0/ 16			1								
Ball	36	27	9	1.0/ 11											
Lockett	35	24	11	1.0/ 8				1							
Galloway	34	31	3		3/ 46	5									
Boyd	32	28	4	1.0/ 8		1	1								
Ferguson, K.	30	20	10	6.0/ 64			2	1							
Gay	25	16	9	2.0/ 18											
Smith	22	20	2		1/ 34	7							1		
Carr	17	12	5	2.0/ 19		1		1							
Maxwell	16	14	2												
Saleaumua	16	13	3	2.0/ 18		1									
Jamison	16	11	5	1.0/ 8		1									1
Green	14	11	3	2.5/ 27											
Benson	13	12	1	1.0/ 7	1/ 2	1		1	1						
Sully	13	11	2			1		1							
Bostic	12	12	0												
Watkins	12	10	2			2									
Butcher	11	10	1												
Sheffield	10	8	2												
Thompson	9	8	1	2.0/ 5		1		1							
McDuffie	9	8	1	2.0/ 15											
Davis	9	8	1												
Graham	9	6	3												
Bland	7	7	0												
Rogers	6	5	1			1									
Mandley	5	5	0												
Woolfolk	5	4	1												
Lee	4	4	0												
Rubick	2	2	0												
Jones	2	2	0												
Williams	2	2	0												
Murray	1	1	0												
Nichols	1	1	0												
Salem	1	1	0												
Chadwick	1	1	0												
Brown, L.	1	1	0												
Barrows	1	1	0												
Ellerson	1	1	0												
James	1	1	0												
King								1						1	
Paige								1							
Johnson							1								
LIONS'	998	813	185	42/355	19/290	49	12	13	1	0	2	2	1		
Opponents	911	754	157	26/194	26/335	74	7	11	0	1	0	2	1		

# LIONS' 1987 SEASON AT A GLANCE

## Vikings 34, Lions 19

At Minneapolis, September 13

Attendance—57,061

LIONS.....	6	10	3	0—19
VIKINGS.....	0	10	21	3—34

Lions — FG Murray 26  
 Lions — FG Murray 27  
 Vikings — FG C. Nelson 27  
 Lions — FG Murray 24  
 Lions — Mandley 5 pass from Long (Murray kick)  
 Vikings — Dozier 2 pass from Wilson (C. Nelson kick)  
 Lions — FG Murray 34  
 Vikings — Carter 73 pass from Wilson (C. Nelson kick)  
 Vikings — Dozier 1 run (C. Nelson kick)  
 Vikings — Lewis 24 pass from Wilson (C. Nelson kick)  
 Vikings — FG C. Nelson 22

	Lions	Vikings
First Downs .....	17	21
Total Net Yards .....	272	353
Net Yards Rushing .....	83	113
Net Yards Passing .....	189	240
Passes (Att/Comp/Int) .....	38-24-2	22-12-3
Punts-Average .....	3-43.1	1-31.0
Fumbles-Lost .....	1-0	1-0
Penalties-Yards .....	8-56	6-36

### Rushing

Lions — Jones 15 for 58; S. Williams 5 for 21; Long 3 for 3; Bernard 2 for 7; Chadwick 1 for -6.

Vikings — Dozier 12 for 57, 1 TD; Anderson 11 for 53; Rice 5 for 3; Wilson 4 for 0.

### Passing

Lions — Long 24 of 38, 195 yards, 1 TD, 2 Ints.  
 Vikings — Wilson 12 of 22, 248 yards, 3 TDs, 3 Ints.

### Receiving

Lions — Mandley 7 for 79, 1 TD; Jones 6 for 26; Bernard 4 for 20; S. Williams 3 for 14; Chadwick 1 for 26; Lee 1 for 14; Rubick 1 for 9; Giles 1 for 7.

Vikings — Lewis 3 for 72, 1 TD; Jordan 3 for 43; Carter 2 for 94, 1 TD; Rice 2 for 30; Anderson 1 for 7; Dozier 1 for 2, 1 TD.

## Raiders 27, Lions 7

At Los Angeles, Sept. 20

Attendance—50,300

LIONS.....	0	7	0	0—7
RAIDERS.....	6	0	7	14—27

Raiders — FG Bahr 38  
 Raiders — FG Bahr 34  
 Lions — S. Williams 2 pass from Long (Murray kick)

Raiders — Williams 14 pass from Hilger (Bahr kick)

Raiders — Allen 1 run (Bahr kick)

Raiders — Mueller 1 run (Bahr kick)

	Lions	Raiders
First Downs .....	16	25
Total Net Yards .....	291	405
Net Yards Rushing .....	47	171
Net Yards Passing .....	244	234
Passes (Att/Comp/Int) .....	35-21-2	40-20-1
Punts-Average .....	4-36.0	4-20.0
Fumbles-Lost .....	2-1	1-0
Penalties-Yards .....	8-70	9-62

### Rushing

Lions — Jones 9 for 23; James 4 for 21; S. Williams 2 for 3.

Raiders — Allen 22 for 79, 1 TD; Mueller 7 for 58, 1 TD; Strachan 7 for 33; Horton 2 for 3; Hilger 3 for -2.

### Passing

Lions — Long 21 of 35, 255 yards, 1 TD, 2 Ints.  
 Raiders — Hilger 20 of 39, 234 yards, 1 TD, 1 Int.; Allen 0 of 1.

### Receiving

Lions — Mandley 7 for 110; Woolfolk 3 for 28; Jones 3 for 20; Giles 2 for 37; Chadwick 2 for 27; Rubick 2 for 26; Nichols 1 for 5; S. Williams 1 for 2, 1 TD.

Raiders — Christensen 6 for 88; Lofton 3 for 44; Williams 3 for 33, 1 TD; Allen 3 for 6; Fernandez 2 for 24; Hester 1 for 30; Horton 1 for 6; Mueller 1 for 3.

## Bears at Lions

(Cancelled)

## Buccaneers 31, Lions 27

At Pontiac, Oct. 4

Attendance—4,919

BUCCANEERS...	0	21	10	0—31
LIONS.....	17	7	0	3—27

Lions — Grymes 36 pass from Hons (Prindle kick)  
 Lions — FG Prindle 23  
 Lions — King 9 fumble return (Prindle kick)  
 Bucs — Wright 15 pass from Hold (Tiffin kick)  
 Bucs — Tripoli 15 interception return (Tiffin kick)  
 Lions — Truvillion 53 pass from Hons (Prindle kick)  
 Bucs — Streeter 61 pass from Hold (Tiffin kick)  
 Bucs — FG Tiffin 21  
 Bucs — Ricks 1 run (Tiffin kick)  
 Lions — FG Prindle 35

	Bucs	Lions
First Downs .....	12	12
Total Net Yards .....	219	262
Net Yards Rushing .....	113	101

continued



Net Yards Passing .....	106	161
Passes (Att/Comp/Int) .....	23-8-0	26-10-3
Punts-Average .....	10-38.4	6-38.8
Fumbles-Lost .....	5-1	4-1
Penalties-Yards .....	9-55	5-45

### Rushing

**Bucs** — Wright 21 for 67; Land 7 for 16; Ricks 6 for 10, 1 TD; Hold 3 for 18; Thomas 1 for 2; Crisswell 1 for 0.

**Lions** — Westor 12 for 46; Edwards 13 for 28; Dollinger 5 for 16; Hons 1 for 11; Black 1 for 0.

### Passing

**Bucs** — Hold 6 of 15, 102 yards; 2 TDs; Reaves 2 of 8, 16 yards.

**Lions** — Hons 10 of 26, 201 yards; 2 TDs; 3 Ints.

### Receiving

**Bucs** — Wright 4 for 29, 1 TD; Streater 1 for 61, 1 TD; Walls 1 for 13; Ricks 1 for 12; Holloway 1 for 3.

**Lions** — Truvillion 4 for 99, 1 TD; Grymes 3 for 81, 1 TD; Wheeler 2 for 17; Dollinger 1 for 4.

## Lions 19, Packers 16 (OT)

At Green Bay, Oct. 11

Attendance—35,779

LIONS .....	3	0	3	10	3-19
PACKERS .....	0	6	0	10	0-16

Lions — FG Prindle 23

Packers — FG Zendejas 39

Packers — FG Zendejas 28

Lions — FG Prindle 32

Packers — Summers 10 pass from Risher (Zendejas kick)

Lions — Grymes 7 pass from Hons (Prindle kick)

Lions — FG Prindle 27

Packers — FG Zendejas 45

Lions — FG Prindle 31

	Lions	Packers
First Downs .....	21	16
Total Net Yards .....	342	273
Net Yards Rushing .....	122	151
Net Yards Passing .....	220	122
Passes (Att/Comp/Int) .....	39-19-0	29-17-1
Punts-Average .....	7-34.0	8-38.9
Fumbles-Lost .....	4-2	4-2
Penalties-Yards .....	6-39	11-114

### Rushing

**Lions** — Westor 19 for 50; Edwards 17 for 28; Hons 3 for 38; Dollinger 3 for 6.

**Packers** — Willhite 18 for 79; Weigel 9 for 26; Hargrove 4 for 10; Risher 3 for 30; L. Morris 1 for 4; Scott 1 for 2.

### Passing

**Lions** — Hons 19 of 39, 224 yards, 1 TD.

**Packers** — Risher 17 of 29, 164 yards, 1 TD, 1 Int.

### Receiving

**Lions** — Truvillion 6 for 85; Grymes 6 for 59, 1 TD; Edwards 4 for 40; Dollinger 2 for 21; Witte 1 for 19.

**Packers** — L. Morris 7 for 81; Willhite 4 for 24; Summers 3 for 32, 1 TD; Scott 3 for 27.

## Seahawks 37, Lions 14

At Pontiac, Oct. 18

Attendance—8,310

SEAHAWKS .....	21	9	7	0-37
LIONS .....	0	7	0	7-14

Seahawks — Largent 19 pass from Kemp (Johnson kick)

Seahawks — Largent 21 pass from Kemp (Johnson kick)

Seahawks — Largent 2 pass from Kemp (Johnson kick)

Lions — Bradley 5 pass from Hons (Prindle kick)

Seahawks — Teal 12 pass from Kemp (Johnson kick)

Seahawks — FG Johnson 43

Seahawks — Morton 1 run (Johnson kick)

Lions — Bradley 3 pass from Hons (Prindle kick)

	Seahawks	Lions
First Downs .....	24	15
Total Net Yards .....	404	197
Net Yards Rushing .....	80	93
Net Yards Passing .....	324	104
Passes (Att/Comp/Int) .....	30-21-1	27-14-2
Punts-Average .....	3-34.7	6-40.3
Fumbles-Lost .....	5-1	2-0
Penalties-Yards .....	6-51	3-41

### Rushing

**Seahawks** — Morton 12 for 28; Lane 8 for 21; Green 6 for 9; Moore 3 for 15; Kemp 3 for 12; Mathison 2 for -5.

**Lions** — Ellerson 16 for 61; Wester 2 for 17; Edwards 2 for 13; Kowgios 1 for 2; Hons 1 for 0.

### Passing

**Seahawks** — Kemp 20 of 27, 344 yards, 4 TDs, 1 Int.; Mathison 1 of 2, 8 yards; Largent 0 of 1.

**Lions** — Hons 14 of 27, 127 yards, 2 TDs, 2 Ints.

### Receiving

**Seahawks** — Largent 15 for 261, 3 TDs; Juma 3 for 23; Pardridge 1 for 47; Teal 1 for 12, 1 TD; Bengen 1 for 9.

**Lions** — Bradley 7 for 50, 2 TDs; Edwards 3 for 42; Truvillion 2 for 23; Ellerson 1 for 9; Kowgios 1 for 3.

## Packers 34, Lions 33

At Pontiac, Oct. 25

Attendance—27,278

PACKERS .....	21	10	0	3-34
LIONS .....	0	16	3	14-33

Packers — Fullwood 1 run (Del Greco kick)

Packers — Stanley 70 pass from Majkowski (Del Greco kick)

Packers — Davis 39 run (Del Greco kick)

Packers — FG Del Greco 22

Lions — Bland 11 pass from Long (Murray kick)

Packers — Davis 28 run (Del Greco kick)  
 Lions — Mandley 12 pass from Long (Murray kick)  
 Lions — Safety, Jamison touched Stanley in end zone after kickoff  
 Lions — FG Murray 23  
 Lions — Mandley 22 pass from Long (Murray kick)  
 Lions — James 2 run (Murray kick)  
 Packers — FG Del Greco 45

	Packers	Lions
First Downs	23	23
Total Net Yards	465	353
Net Yards Rushing	172	17
Net Yards Passing	293	336
Passes (Att/Comp/Int)	29-19-1	47-33-0
Punts-Average	2-46.5	6-46.2
Fumbles-Lost	3-2	1-1
Penalties-Yards	4-20	6-30

### Rushing

Packers — Davis 23 for 129, 2 TDs; Fullwood 7 for 27, 1 TD; Clark 4 for 9; Carruth 3 for 5; Majkowski 1 for 2

Lions — James 8 for 8, 1 TD; Jones 3 for 8; Long 1 for 1

### Passing

Packers — Majkowski 19 of 29, 323 yards, 1 TD, 1 Int

Lions — Long 33 of 47, 362 yards, 3 TDs

### Receiving

Packers — Stanley 6 for 150, 1 TD; Epps 3 for 63; Neal 3 for 24; West 2 for 26; Clark 2 for 4; Davis 1 for 35; Carruth 1 for 15; Paskett 1 for 6

Lions — Jones 9 for 81; James 7 for 91; Chadwick 7 for 81; Mandley 6 for 77; Nichols 2 for 17; Bland 1 for 11; Giles 1 for 4

## Broncos 34, Lions 0

At Denver, Nov. 1

Attendance—75,172

LIONS	0	0	0	0-0
BRONCOS	17	7	0	10-34

Broncos — Elway 3 run (Karlis kick)  
 Broncos — FG Karlis 28  
 Broncos — Winder 2 run (Karlis kick)  
 Broncos — Johnson 35 pass from Elway (Karlis kick)  
 Broncos — Elway 7 run (Karlis kick)  
 Broncos — FG Karlis 29

	Lions	Broncos
First Downs	14	28
Total Net Yards	191	460
Net Yards Rushing	63	212
Net Yards Passing	128	243
Passes (Att/Comp/Int)	34-16-1	33-19-0
Punts-Average	5-46.6	1-48.0
Fumbles-Lost	2-1	1-1
Penalties-Yards	4-37	7-59

### Rushing

Lions — James 9 for 34; Jones 5 for 23; S. Williams 1 for 5; Bernard 1 for 1; Long 1 for 0

Broncos — Winder 21 for 94, 1 TD; Sewell 5 for 37; Elway 4 for 42, 2 TDs; Bell 4 for 21; Lang 4 for 15; Kubiak 1 for 3

### Passing

Lions — Long 16 of 34, 151 yards, 1 Int.  
 Broncos — Elway 16 of 30, 246 yards, 1 TD; Kubiak 3 of 3, 25 yards

### Receiving

Lions — Chadwick 3 for 37; Woolfolk 3 for 29; Jones 3 for 20; Mandley 2 for 17; Giles 2 for 14; James 1 for 21; Bernard 1 for 10; Bland 1 for 3

Broncos — Johnson 4 for 87, 1 TD; Lang 4 for 41; Sewell 3 for 26; Natliel 2 for 39; Jackson 2 for 35; Kay 2 for 29; Mobley 1 for 7; Winder 1 for 7

## Lions 27, Cowboys 17

At Pontiac, Nov. 8

Attendance—45,325

COWBOYS	0	10	7	0-17
LIONS	10	0	7	10-27

Lions — FG Murray 30  
 Lions — Rubick 20 pass from Long (Murray kick)  
 Cowboys — Newsome 1 run (Ruzek kick)  
 Cowboys — FG Ruzek 38  
 Lions — James 2 run (Murray kick)  
 Cowboys — Newsome 24 run (Ruzek kick)  
 Lions — James 4 run (Murray kick)  
 Lions — FG Murray 19

	Cowboys	Lions
First Downs	20	20
Total Net Yards	290	293
Net Yards Rushing	123	76
Net Yards Passing	167	217
Passes (Att/Comp/Int)	38-17-4	28-15-2
Punts-Average	6-41.8	5-46.4
Fumbles-Lost	2-1	2-2
Penalties-Yards	11-94	6-38

### Rushing

Cowboys — Walker 13 for 65; Dorsett 11 for 29; Newsome 4 for 29, 2 TDs; White 1 for 0

Lions — James 18 for 32, 2 TDs; Jones 9 for 46; Long 3 for -2

### Passing

Cowboys — White 17 of 38, 193 yards, 4 Ints.  
 Lions — Long 15 of 28, 217 yards, 1 TD, 2 Ints.

### Receiving

Cowboys — Walker 5 for 55; Renfro 4 for 67; Cosbie 3 for 26; Newsome 2 for 20; Edwards 2 for 20; Dorsett 1 for 5

Lions — Mandley 8 for 97; Chadwick 3 for 72; Rubick 2 for 41, 1 TD; Jones 1 for 4; James 1 for 3

# Redskins 20, Lions 13

At Washington, Nov. 15

Attendance—53,593

LIONS.....	3	0	10	0—13
REDSKINS.....	0	17	3	0—20

Lions — FG Murray 40  
 Redskins — FG Haji-Sheikh 33  
 Redskins — Bryant 16 pass from Williams (Haji-Sheikh kick)  
 Redskins — Clark 42 pass from Williams (Haji-Sheikh kick)  
 Lions — FG Murray 41  
 Redskins — FG Haji-Sheikh 41  
 Lions — Bernard 2 run (Murray kick)

	Lions	Redskins
First Downs.....	23	18
Total Net Yards.....	341	309
Net Yards Rushing.....	103	135
Net Yards Passing.....	238	174
Passes (Att/Comp/Int).....	37-23-4	26-16-0
Punts-Average.....	3-37.3	4-32.7
Fumbles-Lost.....	1-0	3-2
Penalties-Yards.....	7-55	5-40

## Rushing

Lions — Jones 16 for 53; Bernard 8 for 36; 1 TD; Long 2 for 15; James 2 for -1.

Redskins — Rogers 9 for 56; Smith 8 for 22; Griffin 7 for 32; Bryant 4 for 11; D. Williams 4 for 4; Monk 1 for 8; Schroeder 1 for 2.

## Passing

Lions — Long 23 of 37, 249 yards, 4 Ints.

Redskins — Williams 11 of 18, 161 yards, 2 TDs; Schroeder 5 of 10, 33 yards.

## Receiving

Lions — Chadwick 7 for 94; Mandley 7 for 70; Jones 2 for 13; Kab 2 for 10; Nichols 1 for 23; James 1 for 14; Woolfolk 1 for 11; Lee 1 for 10; Bernard 1 for 4.

Redskins — Bryant 5 for 42, 1 TD; Monk 4 for 39; Clark 2 for 66, 1 TD; R. Sanders 2 for 28; Warren 1 for 9; Didier 1 for 6; Rogers 1 for 4.

# Chicago 30, Lions 10

At Chicago, Nov. 22

Attendance—63,357

LIONS.....	0	10	0	0—10
BEARS.....	14	13	0	3—30

Bears — Gayle 20 interception return (Butler kick)  
 Bears — McKinnon 31 pass from McMahon (Butler kick)  
 Lions — Mandley 15 pass from Long (Murray kick)  
 Lions — FG Murray 36  
 Bears — Anderson 16 run (Butler kick)  
 Bears — FG Butler 31  
 Bears — FG Butler 37  
 Bears — FG Butler 29

	Lions	Bears
First Downs.....	10	29
Total Net Yards.....	179	383
Net Yards Rushing.....	30	178
Net Yards Passing.....	149	205
Passes (Att/Comp/Int).....	31-14-2	32-20-1
Punts-Average.....	6-48.3	3-31.7
Fumbles-Lost.....	3-0	0-0
Penalties-Yards.....	9-108	9-72

## Rushing

Lions — Jones 4 for 12; Long 3 for 13; Bernard 4 for 3; Woolfolk 1 for 2.

Bears — Anderson 13 for 67, 1 TD; Payton 13 for 60; Sanders 6 for 32; Thomas 3 for 6; Gentry 2 for 11; Marshall 1 for 1; McMahon 1 for 1.

## Passing

Lions — Long 14 of 31, 170 yards, 1 TD, 2 Ints.

Bears — McMahon 16 of 27, 206 yards, 1 TD, 1 Int.; Tomczak 4 of 5, 62 yards; Harbaugh 0 of 0.

## Receiving

Lions — Woolfolk 5 for 39; Mandley 3 for 42; Chadwick 2 for 29; Nichols 2 for 25; Kab 1 for 28; Bernard 1 for 7.

Bears — Gault 4 for 55; Payton 4 for 42; McKinnon 2 for 53, 1 TD; Moorehead 2 for 39; Sanders 2 for 28; Anderson 2 for 23; Boso 2 for 10; Morris 1 for 9; Gentry 1 for 9.

# Chiefs 27, Lions 20

At Pontiac, Nov. 26

Attendance—43,820

CHIEFS.....	7	17	3	0—27
LIONS.....	0	10	3	7—20

Chiefs — Hayes 7 pass from Kenney (Lowery kick)

Chiefs — Coffman 13 pass from Kenney (Lowery kick)

Lions — Bernard 11 run (Murray kick)

Chiefs — FG Lowery 52

Chiefs — Heard 2 run (Lowery kick)

Lions — FG Murray 48

Lions — FG Murray 37

Chiefs — FG Lowery 54

Lions — Ellerson 10 pass from Long (Murray kick)

	Chiefs	Lions
First Downs.....	22	22
Total Net Yards.....	408	357
Net Yards Rushing.....	162	151
Net Yards Passing.....	246	206
Passes (Att/Comp/Int).....	26-18-1	41-21-0
Punts-Average.....	3-49.0	4-44.3
Fumbles-Lost.....	2-1	0-0
Penalties-Yards.....	8-53	5-30

## Rushing

Chiefs — Heard 14 for 87, 1 TD; Okoye 14 for 58; Palmer 4 for 26; Kenney 1 for -2; Carson 1 for -7.

Lions — Bernard 20 for 99, 1 TD; Ellerson 5 for 43; Long 1 for 9.

## Passing

**Chiefs** — Kenney 18 of 26, 246 yards, 2 TDs, 1 Int.

**Lions** — Long 21 of 41, 206 yards, 1 TD.

## Receiving

**Chiefs** — Carson 4 for 87; Paige 4 for 80; Okoye 4 for 25; Hayes 3 for 26; Palmer 2 for 15; Coffman 1 for 13, 1 TD

**Lions** — Chadwick 5 for 50; Bernard 4 for 41; Woolfolk 3 for 18; Ellerson 3 for 16, 1 TD; Mandley 2 for 32; Rubick 2 for 15; Lee 1 for 22; Kab 1 for 12.

## Rams 37, Lions 16

At Pontiac, Dec. 6

Attendance—33,413

RAMS	3	7	10	17-37
LIONS	3	10	3	0-16

**Lions** — FG Murray 53

**Rams** — FG Lansford 48

**Lions** — FG Murray 39

**Rams** — Francis 4 pass from Everett (Lansford kick)

**Lions** — Mandley 3 pass from Long (Murray kick)

**Rams** — White 1 run (Lansford kick)

**Lions** — FG Murray 36

**Rams** — FG Lansford 47

**Rams** — Ellard 81 pass from Everett (Lansford kick)

**Rams** — White 1 run (Lansford kick)

**Rams** — FG Lansford 48

	Rams	Lions
First Downs	22	19
Total Net Yards	423	328
Net Yards Rushing	110	57
Net Yards Passing	313	271
Passes (Att/Comp/Int)	26-20-1	48-26-2
Punts-Average	2-34.0	3-52.7
Fumbles-Lost	3-1	1-1
Penalties-Yards	8-56	6-55

## Rushing

**Rams** — White 29 for 102, 2 TDs; Guman 4 for 4; Francis 2 for 4; Everett 1 for 0.

**Lions** — Bernard 10 for 41; Jones 6 for 14; Paige 1 for 2.

## Passing

**Rams** — Everett 20 of 26, 324 yards, 2 TDs, 1 Int.

**Lions** — Long 26 of 48, 288 yards, 1 TD, 2 Ints.

## Receiving

**Rams** — Ellard 7 for 171, 1 TD; White 4 for 13; R. Brown 3 for 93; D. Johnson 2 for 17; House 1 for 5; Francis 1 for 4.

**Lions** — Lee 7 for 69; Mandley 6 for 90, 1 TD; Jones 4 for 58; Rubick 4 for 34; Woolfolk 3 for 28; Bernard 2 for 9.

## Lions 20, Buccaneers 10

At Tampa, Dec. 13

Attendance—41,699

LIONS	7	3	3	7-20
BUCCANEERS	0	3	0	7-10

**Lions** — Mandley 8 pass from Long (Murray kick)

**Bucs** — FG Igwebuike 44

**Lions** — FG Murray 24

**Lions** — FG Murray 37

**Lions** — Ellerson 6 run (Murray kick)

**Bucs** — Hill 28 pass from Testaverde (Igwebuike kick)

	Lions	Bucs
First Downs	22	20
Total Net Yards	298	263
Net Yards Rushing	190	47
Net Yards Passing	108	262
Passes (Att/Comp/Int)	23-12-0	39-20-1
Punts-Average	5-36.6	7-34.6
Fumbles-Lost	3-1	2-0
Penalties-Yards	7-50	8-66

## Rushing

**Lions** — Jones 18 for 67; Jones 14 for 40; Ellerson 9 for 19, 1 TD; Woolfolk 5 for 59; Long 4 for 5.

**Bucs** — Hunter 6 for 30; Wilder 4 for 14; Smith 3 for 3; Testaverde 1 for 0.

## Passing

**Lions** — Long 12 of 23, 108 yards, 1 TD.

**Bucs** — Testaverde 20 of 39, 262 yards, 1 TD, 1 Int.

## Receiving

**Lions** — Lee 3 for 36; Jones 3 for 24; Rubick 2 for 22; Mandley 2 for 18, 1 TD; James 2 for 8.

**Bucs** — Hill 5 for 86, 1 TD; Carter 4 for 78; Hall 4 for 34; Carrier 2 for 35; Howard 2 for 18; Hunter 2 for 4; Smith 1 for 7.

## Vikings 17, Lions 14

At Pontiac, Dec. 20

Attendance—27,693

VIKINGS	0	10	0	7-17
LIONS	0	7	0	7-14

**Vikings** — Dozier 20 pass from Wilson (C. Nelson kick)

**Lions** — Mandley 4 pass from Long (Murray kick)

**Vikings** — FG C. Nelson 22

**Vikings** — Wilson 2 run (C. Nelson kick)

**Lions** — James 16 run (Murray kick)

	Vikings	Lions
First Downs	20	17
Total Net Yards	340	364
Net Yards Rushing	205	129
Net Yards Passing	135	235
Passes (Att/Comp/Int)	27-16-0	31-16-4
Punts-Average	7-42.7	4-42.0
Fumbles-Lost	1-0	3-1
Penalties-Yards	8-59	2-53

continued



## Rushing

**Vikings** — Wilson 8 for 55, 1 TD; Anderson 7 for 51; Dozier 8 for 48; D. Nelson 11 for 41; Rice 2 for 6; Lewis 1 for 4.

**Lions** — James 17 for 94, 1 TD; Jones 4 for 16; Long 2 for 12; Paige 2 for 5; Woolfolk 1 for 2.

## Passing

**Vikings** — Wilson 16 of 27, 165 yards, 1 TD.

**Lions** — Long 16 of 30, 240 yards, 1 TD, 3 Ints.

## Receiving

**Vikings** — Lewis 3 for 34; Carter 2 for 31; Dozier 2 for 24, 1 TD; Jordan 2 for 23; Fenney 2 for 7; D. Nelson 2 for 4; Anderson 1 for 22; Rice 1 for 13; Gustafson 1 for 7.

**Lions** — Mandley 7 for 78, 1 TD; Lee 3 for 85; James 3 for 58; Nichols 1 for 17; Kab 1 for 4; Paige 1 for -2.

# Lions 30, Falcons 13

At Atlanta, Dec. 27

Attendance—13,906

LIONS.....	7	3	10	10-30
FALCONS.....	0	13	0	0-13

Lions — Ellerson 8 run (Murray kick)

Falcons — FG Luckhurst 50

Lions — FG Murray 45

Falcons — Dixon 51 pass from Miller (Luckhurst kick)

Falcons — FG Luckhurst 28

Lions — Ellerson 2 run (Murray kick)

Lions — FG Murray 23

Lions — FG Murray 46

Lions — Smith 34 interception return (Murray kick)

	Lions	Falcons
First Downs .....	18	14
Total Net Yards .....	323	278
Net Yards Rushing .....	173	98
Net Yards Passing .....	150	180
Passes (Att/Comp/Int) .....	24-11-2	36-16-4
Punts-Average .....	3-36.0	4-44.0
Fumbles-Lost .....	0-0	2-1
Penalties-Yards .....	4-30	6-70

## Rushing

**Lions** — Ellerson 17 for 73, 2 TDs; Jones 11 for 49; James 6 for 15; Woolfolk 5 for 19; Long 2 for 8; Paige 1 for 6; Mandley 1 for 3.

**Falcons** — Riggs 15 for 64; Flowers 5 for 35; C. Miller 1 for 5; Donnelly 1 for -6.

## Passing

**Lions** — Long 11 of 24, 157 yards, 2 Ints.

**Falcons** — C. Miller 16 for 36, 196 yards, 1 TD, 4 Ints.

## Receiving

**Lions** — Lee 3 for 72; Jones 3 for 16; Ellerson 1 for 23; James 1 for 20; Woolfolk 1 for 13; Mandley 1 for 10; Paige 1 for 3.

**Falcons** — Dixon 4 for 87, 1 TD; Cox 3 for 27; Flowers 3 for 17; Matthews 1 for 21; Stamps 1 for 19; Bailey 1 for 8; Riggs 1 for 6; Johnson 1 for 6; Settle 1 for 5.

# IMPORTANT DATES

July 16.....Training Camp Opens at Oakland University

July 21.....Veterans Report

July 30.....Hall of Fame Game at Canton, Ohio

Cincinnati Bengals vs. Los Angeles Rams

August 3-7.....First Preseason Weekend

September 4.....Regular season opens

December 19.....Regular season closes

Dec. 24 and/or 26.....AFC and NFC First Round Playoff Games

Dec. 31 and Jan. 1.....AFC and NFC Divisional Playoff Games

January 8.....AFC and NFC Championship Games

January 22.....Super Bowl XXIII at Joe Robbie Stadium,

Miami, Florida

January 29.....AFC-NFC Pro Bowl at Aloha Stadium,

Honolulu, Hawaii

# LIONS' 1987 STATISTICAL BEST AND WORST PERFORMANCES

## OFFENSE

First Downs	.23	Twice
Net Rushing Yards	190	Tampa Bay Buccaneers (12/13/87)
Net Passing Yards	336	GREEN BAY PACKERS (10/25/87)
Total Net Yards	364	MINNESOTA VIKINGS (12/20/87)
Total Plays	.82	Green Bay Packers (10/11/87)
Rush Attempts	.50	Tampa Bay Buccaneers (12/13/87)
Pass Attempts	.48	LOS ANGELES RAMS (12/06/87)
Passes Completed	.33	GREEN BAY PACKERS (10/25/87)
Fumbles Lost	.0	6 Times
Yards Penalized	.30	3 Times
Time of Possession	36:08	Atlanta Falcons (12/27/87)
Points Scored	.33	GREEN BAY PACKERS (10/25/87)

## WORST

First Downs	.10	Chicago Bears (11/22/87)
Net Rushing Yards	.17	GREEN BAY PACKERS (10/25/87)
Net Passing Yards	104	SEATTLE SEAHAWKS (10/18/87)
Total Net Yards	179	Chicago Bears (11/22/87)
Total Plays	.46	Chicago Bears (11/22/87)
Rush Attempts	.12	Twice
Pass Attempts	.23	Tampa Bay Buccaneers (12/13/87)
Passes Completed	.10	TAMPA BAY BUCCANEERS (10/04/87)
Fumbles Lost	.2	Twice
Yards Penalized	108	Chicago Bears (11/22/87)
Time of Possession	18:33	Chicago Bears (11/22/87)
Points Scored	.0	Denver Broncos (11/01/87)

## DEFENSE

## BEST

First Downs	.12	TAMPA BAY BUCCANEERS (10/04/87)
Net Rushing Yards	.47	Tampa Bay Buccaneers (12/13/87)
Net Passing Yards	106	TAMPA BAY BUCCANEERS (10/04/87)
Total Net Yards	219	TAMPA BAY BUCCANEERS (10/04/87)
Total Plays	.55	Minnesota Vikings (9/13/87)
Rush Attempts	.14	Tampa Bay Buccaneers (12/13/87)
Pass Attempts	.22	Minnesota Vikings (9/13/87)
Passes Completed	.8	TAMPA BAY BUCCANEERS (10/04/87)
Fumbles Recovered	.2	3 Times
Interceptions	.4	Twice
Time of Possession	23:52	Atlanta Falcons (12/27/87)
Points Allowed	.10	Tampa Bay Buccaneers (12/13/87)

## WORST

First Downs	.29	Chicago Bears (11/22/87)
Net Rushing Yards	.212	Denver Broncos (11/01/87)
Net Passing Yards	324	SEATTLE SEAHAWKS (10/18/87)
Total Net Yards	465	GREEN BAY PACKERS (10/25/87)
Total Plays	.82	Los Angeles Raiders (9/20/87)
Rush Attempts	.41	Los Angeles Raiders (9/20/87)
Pass Attempts	.40	Los Angeles Raiders (9/20/87)
Passes Completed	.21	SEATTLE SEAHAWKS (10/18/87)
Fumbles Recovered	.0	5 Times
Interceptions	.0	4 Times
Time of Possession	41:27	Chicago Bears (11/22/87)
Points Allowed	.37	Twice

ALL CAPS—HOME GAME

# 1987 LIONS PLAYERS' PARTICIPATION CHART

NAME	POS.	1	2	3	4	5	6	7	8	9	10	11	12	13	14	15	16	Games	Starts	DNP
Arnold, Jim	P	NOR	P	↑																
Baack, Steve	NT-G	IR	IR																	
Ball, Jerry	NT	S	S																	
Barrows, Scott	G	S	S																	
Beemer, Bob	DE	NOR	NOR																	
Benson, Charles	DE	NOR	NOR																	
Bernard, Karl	RB	P	P																	
Bland, Carl	WR	IR	IR																	
Brown, Lomas	T	S	DNP																	
Butcher, Paul	LB	P	P																	
Carr, Carl	LB	NOR	NOR																	
Chadwick, Jeff	WR	S	S																	
Cherry, Raphael	S	NOR	NOR																	
Cofor, Mike	OLB	S	S																	
Davis, Jerome	NT	NOR	NOR																	
Dorney, Keith	G-T	S	S																	
Ellerson, Gary	RB	NOR	NOR																	
Ferguson, Keith	DE	P	P																	
Galloway, Duane	CB	S	S																	
Gibson, Dennis	ILB	S	S																	
Glover, Kevin	G	P	P																	
Green, Curtis	DE-NT	P	P																	
Griffin, James	S	S	S																	
James, Garry	RB	DNP	P																	
Jamison, George	OLB	P	P																	
Johnson, Rick	OT	NOR	NOR																	
Jones, James	FB	S	S																	

Legend: S = start; P = played; DNP = did not play; INA = inactive; IR = injured reserve; O = on strike; NOR = not on roster; NFI = non-football illness

NAME	POS.	1	2	3	4	5	6	7	8	9	10	11	12	13	14	15	16	Games	Starts	DNP
Kab, Vyto	TE	NOR	NOR	NOR	NOR	NOR	NOR	NOR	NOR	NOR	P	S	P	P	P	P	S	7	2	0
Lee, Gary	WR	P	P		0	0	0	P	P	P	P	P	P	P	S	S	S	12	3	0
Lewis, Mark	TE	★	NOR		NOR	NOR	P	INA	INA	P	S	P	P	P	P	P	P	9	1	0
Lockett, Danny	ILB	P	P		0	0	0	S	P	P	P	P	P	P	P	P	P	13	1	0
Long, Chuck	QB	S	S		0	0	0	S	S	S	S	S	S	S	S	S	S	12	12	0
Mandley, Pete	WR	S	S		0	0	0	S	S	S	S	S	S	S	S	S	S	12	12	0
Maxwell, Vernon	OLB	P	P		0	0	0	P	S	P	P	P	P	P	P	P	P	12	1	0
McDuffie, George	DE	NOR	NOR		S	S	P	NOR	NOR	NOR	NOR	NOR	NOR	NOR	NOR	NOR	NOR	3	2	0
McNorton, Bruce	CB	S	S		0	0	0	S	S	S	S	S	S	S	S	S	S	12	12	0
Mininichik, Joe	T-G	P	DNP		0	0	0	P	P	P	P	P	P	P	P	P	P	11	0	1
Mott, Steve	C	S	S		0	0	0	S	S	S	S	S	S	INA	S	S	S	11	11	0
Murray, Eddie	K	P	P		0	0	0	P	P	P	P	P	P	P	P	P	P	12	0	0
Nichols, Mark	WR	P	P		0	0	0	P	P	P	P	P	P	S	P	P	P	12	1	0
Paige, Tony	FB	NOR	NOR		NOR	NOR	NOR	NOR	NOR	NOR	INA	INA	P	P	P	P	P	5	0	0
Robinson, Shelton	ILB	S	S		0	0	0	S	S	S	S	S	S	S	S	S	S	12	12	0
Rogers, Reggie	DE	P	P		0	0	0	P	P	NFI	NFI	NFI	NFI	INA	P	INA	P	6	0	0
Rubick, Rob	TE	S	S		0	0	0	P	S	INA	INA	INA	S	S	S	S	INA	9	8	0
Saleaumua, Dan	NT	IR	IR		0	0	0	IR	P	P	P	P	P	P	P	P	P	9	0	0
Salem, Harvey	T-G	INA	S		0	0	0	S	S	S	S	S	S	S	S	S	S	11	11	0
Sanders, Eric	T-G	P	P		0	0	0	P	P	P	P	P	P	P	P	P	P	12	0	0
Sheffield, Chris	CB	NOR	NOR		NOR	NOR	NOR	NOR	NOR	P	P	P	P	P	INA	INA	P	6	0	0
Smith, Ricky	CB	P	P		0	0	0	P	P	P	P	P	P	P	P	P	P	12	0	0
Thompson, Robert	OLB	NOR	NOR		P	S	S	NOR	NOR	NOR	NOR	NOR	NOR	NOR	NOR	NOR	NOR	3	2	0
Watkins, Bobby	CB	DNP	DNP		0	0	0	INA	IR	IR	IR	IR	S	S	S	S	S	5	5	2
Wester, Cleve	RB	NOR	NOR		P	S	P	NOR	NOR	NOR	NOR	NOR	NOR	NOR	NOR	NOR	NOR	3	1	0
Wheeler, Mark	TE	NOR	NOR		P	P	P	NOR	NOR	NOR	NOR	NOR	NOR	NOR	NOR	NOR	NOR	3	0	0
Williams, Eric	DE	S	S		0	0	0	S	INA	S	S	S	S	S	S	S	S	11	11	0
Williams, Jimmy	OLB	S	S		0	0	0	S	S	S	S	S	S	S	S	S	S	12	12	0
Williams, Scott	RB	S	S		0	0	0	P	P	P	INA	INA	IR	IR	IR	IR	IR	5	2	0
Woolfolk, Butch	RB	P	P		0	0	0	P	P	P	P	P	P	P	P	P	P	12	0	0

Legend: S = start; P = played; DNP = did not play; INA = inactive; IR = injured reserve; 0 = on strike; NOR = not on roster; NFI = non-football illness

★ = played with Green Bay



## 1987-88 PLAYER TRANSACTIONS

### DATE TRANSACTION

- 7/13 Signed NT **Jerry Ball**.
- 7/21 Announced signing of SS **Ivory Sully**, TE **Veno Belk**, CB-S **Anthony Fields**.
- 7/23 Announced signing of TE **David Dauch** and FB **Tony Dollinger**.
- 7/24 Signed DE **Reggie Rogers**.
- 7/25 Signed QB **Eric Hipple**, S **Garland Rivers**, LB **Danny Lockett**, NT **Dan Saleaumua**, LB **Dennis Gibson**, RB **Rick Calhoun**, WR **Ray Brown**, TE **Brian Siverling**, and WR **Gary Lee**.
- 7/26 Signed WR **Leland Melvin** and WR **Bret Wiechmann**. RB **Oscar Smith**, G **Chris Dieterich**, G **Steve Kenney**, DE **Allen Hughes** and TE **Dave Dauch** did not pass physicals.
- 7/27 Placed WR **Eddie Coleman** on Reserved Did Not Report list.
- 7/28 Signed DE **Charles Benson** and PK **Jamie Lovett**. TE **Bret Pearson** left camp voluntarily.
- 7/30 Signed CB **Bruce McNorton**, TE **Eric Bailey** and DE **Fred Robinson**.
- 7/31 Signed LB **Michael Cofer** and CB **Duane Galloway**. Place TE **Brian Siverling** on Reserved Left Camp Voluntarily list. Claimed G **Dan Morgan** on waivers from Denver.
- 8/1 Signed LB **Shelton Robinson** and G-T **Bob Cryder**.
- 8/2 Signed LB **Vernon Maxwell**.
- 8/3 Signed WR **Leonard Thompson**. Released WR **Bret Wiechmann** and NT **Joe Drake**.
- 8/4 Signed WR **Jeff Chadwick**. Released CB-S **Anthony Fields**.
- 8/5 Signed TE **Don Kern**.
- 8/9 S **Steve Smith** left camp voluntarily.
- 8/10 Released FB **Tony Dollinger**, T **Tony Brown**, WR **Leland Melvin**, WR **Steve Bird**, TE **Veno Belk**, K **Jamie Lovett**, G **Dan Morgan** and P **Kevin Buenafe**.
- 8/15 Signed NT **Eric Williams**.
- 8/17 Released DE-NT **Mark Catano**, NT **Tony Garbarczyk**, PK **David Jacobs**, FB **Weldon Ledbetter**.
- 8/18 Signed TE **Greg LaFleur** and PK **Mike Prindle**. **Bob Sebring** left camp voluntarily.
- 8/21 SS **Demetrious Johnson** left camp.
- 8/24 Traded SS **Demetrious Johnson** to Colts conditionally for undisclosed future draft choice.
- 8/25 Waived TE **Don Kern** and NT **Frank Mattiace**.
- 8/26 Waived CB **Arnold Brown**.
- 8/31 Waived RB-KR **Rick Calhoun**, PK **Mike Prindle**, RB-KR **Herman Hunter**, TE **Greg LaFleur**, DE **Fred Robinson**, DE **Charles Benson**, OLB **James Johnson** and CB **Rod Hill**. Placed on injured reserve DE **Leon Evans**, C **Ron Kosor**, FB **Dave D'Addio**, T **Don Snyder**, and QB **Lee Saltz**.
- 9/1 Waived WR **Leonard Thompson** and TE **Eric Bailey**. Placed WR **Ray Brown** on injured reserve. Traded TE **Derrick Ramsey** to Colts for future undisclosed draft choice. Claimed CB **Ty Davis** on waivers from N.Y. Giants.
- 9/4 Waived CB **Ty Davis**.
- 9/7 Waived TE **David Lewis**, LB **James Harrell**, LB **Angelo King**, RB **Alvin Moore**, P **Jim Arnold**, RB **Stan Edwards**, WR **Eric Truvillion**, OL **Jack Oliver**, DB **Garland Rivers** and CB **Ricky Smith**. Placed on injured reserve OL **Bob Cryder**, FS **Devon Mitchell**, NT **Dan Saleaumua**, CB **Donnie Elder** and WR **Carl Bland**. Traded CB **Harvey Clayton** to Steelers for future undisclosed draft choice.

- 9/8 Placed QB **Eric Hipple** on injured reserve. Claimed RB **Butch Woolfolk** on waivers. Re-signed RB **Alvin Moore**.
- 9/11 Waived CB **Harvey Clayton**. Re-signed **Ricky Smith**. Placed G **Steve Baack** on injured reserve. Activated TE **Jimmie Giles**.
- 9/12 Signed OL **Harvey Salem**, who was placed on exempt list.
- 9/14 Placed P **Russell Erxleben** on injured reserve. Signed P **Jim Arnold**.
- 9/15 Signed DB **Eric T. Williams**. Placed SS **Ivory Sully** on injured reserve. Waived RB-WR **Ray Brown** off injured reserve.
- 9/19 Waived TE **Derrick Ramsey**. Activated T-G **Harvey Salem** from exempt list.
- 9/23 Team "B" players began arriving: Signed LB **Ernie Adams**, WR **Stan Baker**, DE **Charles Benson**, LB **Steve Bowdway**, WR **Danny Bradley**, LB **Carl Carr**, TE **Jerry Diorio**, FB **Tony Dollinger**, WR **Jim Duncan**, FB **Stan Edwards**, RB **Kelvin Farmer**, G **Joe Felton**, DB **Anthony Fields**, QB **Brendon Folmar**, DB **Creig Federico**, C **Chris Geile**, DB **Kevin Grom**, WR **Darrell Grymes**, DB **Ivan Hicks**, DB **Steve Hirsch**, QB **Todd Hons**, WR **Mel Hoover**, T **Mark Jenkins**, WR **Gilvanni Johnson**, DL **Jeff Kacmarek**, P **Matt Kinzer**, FB **Nick Kowgios**, RB **Davey Lewis**, DB **Ken Luckett**, P **Mike Mancini**, LB **Anthony Office**, G **Greg Orton**, OL **Jerry Quaerna**, TE **Tim Schramm**, C **Chuck Steele**, NT **Stuart Tolle**, LB **John Wacker**, TE **Ron Wendt**, RB **Cleve Wester**, WR **Calvin Yarbrough**.
- 9/25 Signed LB **Jamie Brooks**, DB **Dexter Clark**, NT **Jerome Davis**, LB **Robert Thompson**, T **Rick Johnson**, DT **Phil Gray**, DE-LB **Tim Ross**.
- 9/26 Signed DB **Bob McDonough** and LB **Mark Hicks**.
- 9/27 Signed G/C **Patrick Cain**.
- 9/28 Signed OT **Milt Carthens**.
- 9/29 Signed TE **Mark Wheeler**, P **Mike Black**, DB **Alvin Hall**, WR **Eric Truvillion**.
- 9/30 Waived LB **Jamie Brooks**, OT **Mark Fincher**, DE **Phil Gray**, RB **Davey Lewis**, TE **Tim Schramm**. Placed LB **John Wacker** and WR **Calvin Yarbrough** on injured reserve. Signed TE **Mark Witte**, OT **Jim Warne**, and OLB **Angelo King**.
- 10/1 Waived TE **Ron Wendt**, P **Mike Mancini**, WR **Jim Duncan**, DB **Ken Luckett**, T **Milt Carthens**. Placed DB **Kevin Grom** on injured reserve.
- 10/6 Placed DB **Ivan Hicks** and DE **Stuart Tolle** on Reserve/Left Camp list. Signed DB **Maurice Harvey**.
- 10/7 Signed DE **Bob Beemer**.
- 10/10 Waived P **Mike Black**.
- 10/12 Claimed DL **Dick Teets** on waivers from Cleveland.
- 10/13 Signed RB **Tim Martin**.
- 10/15 Signed RB **Gary Ellerson** and DB **John Bostic**. Waived LB **Mark Hicks**.
- 10/16 Signed OG **Paul Kiser**. Waived P **Matt Kinzer**, OT **Mark Jenkins**, RB **Tim Martin**, DB **Dexter Clark**.
- 10/19 Signed FS **Raphel Cherry** and TE **Mark Lewis**. Waived LB **Ernie Adams**, WR **Stan Baker**, DE **Bob Beemer**, WR **Danny Bradley**, C **Pat Cain**, TE **Jerry Diorio**, RB **Kelvin Farmer**, DB **Creig Federico**, G **Joe Felton**, QB **Brendon Folmar**, DB **Alvin Hall**, DB **Maurice Harvey**, DB **Steve Hirsch**, WR **Mel Hoover**, OT **Rick Johnson**, NT **Jeff Kacmarek**, FB **Nick Kowgios**, DB **Bob McDonough**, G **Greg Orton**, G-T **Jerry Quaerna**, LB **Tim Ross**, DE **Dick Teets**, LB **Robert Thompson**, T **Jim Warne**, RB **Cleve Wester**, TE **Mark Wheeler**.
- 10/20 Released QB **Todd Hons**, NT **Jerome Davis** and TE **Mark Witte**. Placed on injured reserve WR **Darrell Grymes**, LB **Steve Bowdway** and C **Chuck Steele**.
- 10/21 Waived P **John Misko**.
- 10/22 Signed TE **Derrick Ramsey** and WR **Ray Brown**.

continued

## Player Transactions continued

- 10/24 Activated WR **Carl Bland** and SS **Ivory Sully** from injured reserve.
- 10/26 Placed on injured reserve LB **Angelo King**, LB **Anthony Office**, FB **Tony Dollinger**, FB **Stan Edwards**, DB **Anthony Fields**, WR **Gilvanni Johnson**.
- 10/27 Waived PK **Mike Prindle** and waived LB **Angelo King** and LB **Anthony Office** off injured reserve.
- 10/30 Placed CB **Bobby Watkins** and G-T **Keith Dorney** on injured reserve. Activated G **Steve Baack** and NT **Dan Saleaumua** from injured reserve. Waived DB **Kevin Grom** from injured reserve.
- 10/31 Placed T **Rich Strenger** on injured reserve.
- 11/3 Waived CB **John Bostic**, WR **Eric Truvillion** and S **Eric T. Williams**. Traded TE **Jimmie Giles** to Philadelphia for future conditional undisclosed draft choice.
- 11/6 Placed DE **Reggie Rogers** on Non-Football Illness list. Waived TE **Derrick Ramsey**. Signed CB **Earl Johnson** and CB **Chris Sheffield**.
- 11/9 Claimed TE **Vyto Kab** from Cleveland. Waived WR **Ray Brown**.
- 11/10 Waived WR **Gilvanni Johnson** and DE **John Wacker** from injured reserve.
- 11/17 Waived CB **Donnie Elder** and RB **Stan Edwards** from injured reserve.
- 11/19 Waived CB **Earl Johnson**. Signed FB **Tony Paige**.
- 11/25 Placed FB **Scott Williams** and LB **Thomas Boyd** on injured reserve. Activated CB **Bobby Watkins** and G-T **Keith Dorney** from injured reserve.
- 12/1 Placed WR **Jeff Chadwick** on injured reserve. Waived DB **William Graham**. Waived C **Chuck Steele** off injured reserve.
- 12/10 Signed CB **Kenny Daniels**.
- 12/12 Activated DE **Reggie Rogers** from Non-Football Illness list.
- 12/17 Placed G-T **Keith Dorney** on injured reserve. Re-signed RB **Ray Brown**.
- 2/1 Signed free agents S **James Griffin** and WR **Mark Nichols**. Qualifying offers made to P **Jim Arnold**, G **Steve Baack**, RB **Gary Ellerson**, DE **Keith Ferguson**, CB **Duane Galloway**, C-G **Kevin Glover**, DE **Curtis Green**, TE **Vyto Kab**, FB **Anthony Paige**, LB **Shelton Robinson**, TE **Rob Rubick**, FB **Scott Williams**, and RB **Butch Woolfolk**. G-T **Bob Cryder**, DE **Leon Evans**, QB **Joe Ferguson**, DE **William Gay**, T **Rich Strenger**, SS **Ivory Sully** and CB **Kenny Daniel** not offered contracts. Option not exercised for FB **Dave D'Addio**, RB **Tony Dollinger**, P **Russell Erxleben** and LB **Anthony Fields**.
- 2/18 Announced the signing of free agents DE **Bob Beemer**, DE **Charles Benson**, LB **Carl Carr**, NT **Jerome Davis**, CB **Earl Johnson**, DE **George McDuffie**, LB **Rich Spielman**, WR **Gill Stengall**, LB **Robert Thompson**, RB **Cleve Wester** and TE **Mark Wheeler**.
- 3/1 Waived LB **Thomas Boyd**.
- 4/19 Signed free agent TE **David Hill**.
- 4/22 Signed free agent C-G **Kevin Glover**.
- 4/26 Signed free agent G **Steve Baack**.
- 4/27 Signed free agent TE **Rob Rubick**.
- 5/2 Signed free agents FB **Doug Beaty**, DB **Willie Bryant**, T **Milt Carthens**, G **Jeff Holinka**, C **William Hughes**, LB **Michael Johnson**, DB **Victor Peppers**, WR **Mark Schmidt**, WR **Marvin Spence**, WR **Angelo Stafford**.
- 5/3 Signed free agent FB **L.C. Bulger**.
- 5/4 Signed free agents P **Kevin Walker** and DB **John Warren**.
- 6/7 Signed free agents LB **Carl Bostic** and P **Greg Johnson**.

# 1987 TEAM RANKINGS

## NATIONAL FOOTBALL LEAGUE

	Offense			Defense		
	Tot.	Rush	Pass	Tot.	Rush	Pass
Atlanta .....	28	28	22	28	28	18
Buffalo .....	16	17	18	12	22	9
Cincinnati .....	5	4	9	8	8	14
Chicago .....	12	13	12	2	*1	7
Cleveland .....	9	21	5	3	2	8
Dallas .....	11	16	11	20	6	27
Denver .....	2	12	3	9	20	5
<b>DETROIT</b> .....	<b>26</b>	<b>25</b>	<b>17</b>	<b>24</b>	<b>23</b>	<b>19</b>
Green Bay .....	22	18	25	14	18	13
Houston .....	8	14	7	17	17	17
Indiana .....	13	6	19	6	15	3
Kansas City .....	24	19	26	27	27	22
Raiders .....	7	2	13	5	7	2
Rams .....	19	8	27	21	12	26
Miami .....	4	23	*1	26	25	21
Minnesota .....	15	11	20	10	11	16
New England .....	23	20	24	11	14	15
New Orleans .....	14	3	21	4	3	6
Giants .....	18	24	10	7	13	10
Jets .....	20	22	16	19	16	20
Philadelphia .....	10	9	14	23	9	28
Pittsburgh .....	25	5	28	13	4	23
St. Louis .....	6	15	6	25	19	25
San Diego .....	21	27	8	15	24	4
San Francisco .....	*1	*1	2	*1	5	*1
Seattle .....	17	10	23	22	26	12
Tampa Bay .....	27	26	15	16	21	11
Washington .....	3	7	4	18	10	24

\* = Conference League Leader

## NATIONAL FOOTBALL CONFERENCE

	Offense			Defense		
	Tot.	Rush	Pass	Tot.	Rush	Pass
Atlanta .....	14	14	12	14	14	8
Chicago .....	6	7	6	2	*1	3
Dallas .....	5	9	5	9	4	13
<b>DETROIT</b> .....	<b>12</b>	<b>12</b>	<b>9</b>	<b>12</b>	<b>13</b>	<b>9</b>
Green Bay .....	11	10	13	6	10	6
Rams .....	10	4	14	10	8	12
Minnesota .....	8	6	10	5	7	7
New Orleans .....	7	2	11	3	2	2
Giants .....	9	11	4	4	9	4
Philadelphia .....	4	5	7	11	5	14
St. Louis .....	3	8	3	13	11	11
San Francisco .....	*1	*1	1	*1	3	*1
Tampa Bay .....	13	13	8	7	12	5
Washington .....	2	3	2	8	6	10

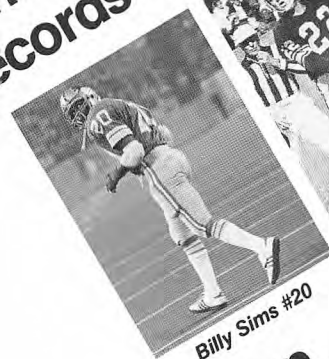
continued



# AMERICAN FOOTBALL CONFERENCE

	Offense			Defense		
	Tot.	Rush	Pass	Tot.	Rush	Pass
Buffalo .....	8	8	9	7	10	6
Cincinnati .....	3	2	6	4	4	8
Cleveland .....	6	11	3	1	1	5
Denver .....	1	6	2	5	9	4
Houston .....	5	7	4	10	8	10
Indiana .....	7	4	10	3	6	2
Kansas City .....	13	9	13	14	14	13
Raiders .....	4	1	7	2	3	1
Miami .....	2	13	*1	13	12	12
New England .....	12	10	12	6	5	9
Jets .....	10	12	8	11	7	11
Pittsburgh .....	14	3	14	8	2	14
San Diego .....	11	14	5	9	11	3
Seattle .....	9	5	11	12	13	7





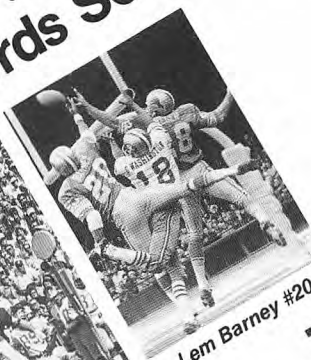
Billy Sims #20



**Bobby Layne #22**



Charlie Sanders #88



Lem Barney #20

# LIONS' INDIVIDUAL RECORDS

(1934-1987)

## CAREER

### SERVICE

#### MOST SEASONS:

- 15 Wayne Walker, 1958-72
- 14 Dick LeBeau, 1959-72
- 13 Joe Schmidt, 1953-65
- 13 Darris McCord, 1955-67
- 13 Larry Hand, 1964-77
- 12 Alex Karras, 1958-62, 1964-70
- 12 Paul Naumoff, 1967-78
- 12 Leonard Thompson, 1975-86

#### MOST GAMES:

- 200 Wayne Walker, 1958-72
- 185 Dick LeBeau, 1959-72
- 175 Leonard Thompson, 1975-86
- 168 Darris McCord, 1955-67
- 168 Paul Naumoff, 1967-78
- 164 Larry Hand, 1964-77
- 161 Alex Karras, 1958-62, 1964-70
- 154 Joe Schmidt, 1953-65

### RUSHING

#### MOST ATTEMPTS:

- 1203 Dexter Bussey, 1974-84
- 1165 Altie Taylor, 1969-76
- 1131 Billy Sims, 1980-84
- 938 Nick Pietrosante, 1959-65
- 864 James Jones, 1983-
- 739 Mel Farr, 1967-73
- 693 Ace Gutowsky, 1934-38
- 651 Dan Lewis, 1958-64
- 635 Steve Owens, 1970-76

#### MOST YARDS GAINED:

- 5106 Billy Sims, 1980-84
- 5105 Dexter Bussey, 1974-84
- 4297 Altie Taylor, 1969-76
- 3933 Nick Pietrosante, 1959-65
- 3138 James Jones, 1983-
- 3072 Mel Farr, 1967-73
- 2698 Dan Lewis, 1958-64
- 2451 Steve Owens, 1970-76
- 2444 Ace Gutowsky, 1934-38

### PASSING

#### MOST ATTEMPTS:

- 2193 Bobby Layne, 1950-58
- 1747 Greg Landry, 1968-78
- 1684 Gary Danielson, 1976-84
- 1501 Eric Hipple, 1980-
- 1315 Milt Plum, 1962-67
- 1314 Bill Munson, 1968-76

#### MOST COMPLETIONS:

- 1074 Bobby Layne, 1950-58
- 957 Greg Landry, 1968-78
- 952 Gary Danielson, 1976-84
- 811 Eric Hipple, 1980-
- 716 Bill Munson, 1968-76
- 671 Milt Plum, 1962-67

#### MOST YARDS GAINED:

- 15710 Bobby Layne, 1950-58
- 12457 Greg Landry, 1968-78
- 11885 Gary Danielson, 1976-84
- 8539 Eric Hipple, 1980-
- 8536 Milt Plum, 1962-67
- 8451 Bill Munson, 1968-76

#### MOST TOUCHDOWN PASSES:

- 118 Bobby Layne, 1950-58
- 80 Greg Landry, 1968-78
- 69 Gary Danielson, 1976-84
- 56 Bill Munson, 1968-76
- 55 Milt Plum, 1962-67
- 55 Eric Hipple, 1980-
- 53 Earl Morrall, 1958-64

#### MOST PASSES INTERCEPTED:

- 142 Bobby Layne, 1950-58
- 87 Milt Plum, 1962-67
- 81 Greg Landry, 1968-78
- 71 Gary Danielson, 1976-84
- 67 Eric Hipple, 1980-
- 42 Bill Munson, 1968-76
- 41 Earl Morrall, 1958-64

### RECEIVING

#### MOST PASSES RECEIVED:

- 336 Charlie Sanders, 1968-77
- 325 Gail Cogdill, 1960-68
- 287 Jim Gibbons, 1958-68
- 277 Leonard Thompson, 1975-86
- 256 James Jones, 1983-
- 245 David Hill, 1976-82
- 227 Terry Barr, 1957-65
- 223 Fred Scott, 1978-83

#### MOST YARDS GAINED:

- 5220 Gail Cogdill, 1960-68
- 4817 Charlie Sanders, 1968-77
- 4682 Leonard Thompson, 1975-86
- 3810 Terry Barr, 1957-65
- 3651 Fred Scott, 1978-83

### INTERCEPTIONS

#### MOST PASSES INTERCEPTED:

- 62 Dick LeBeau, 1959-72
- 56 Lem Barney, 1967-77
- 50 Yale Lary, 1952-53, 1956-64
- 46 Jack Christiansen, 1951-58
- 36 Jim David, 1952-59

#### MOST YARDS GAINED:

- 1051 Lem Barney, 1967-77
- 787 Yale Lary, 1952-53, 1956-64
- 762 Dick LeBeau, 1959-72
- 719 Bob Smith, 1949-53
- 717 Jack Christiansen, 1951-58

### SCORING

#### MOST POINTS:

- 765 Ed Murray, 1980-
- 636 Errol Mann, 1969-76
- 534 Doak Walker, 1950-55
- 345 Wayne Walker, 1958-72

- 282 Billy Sims, 1980-84
- 259 Jim Martin, 1951-61
- 254 Dutch Clark, 1934-38

#### **MOST TOUCHDOWNS (Total):**

- 47 Billy Sims, 1980-84
- 38 Terry Barr, 1957-65
- 38 Leonard Thompson, 1975-86
- 36 Mel Farr, 1967-73
- 34 Doak Walker, 1950-55
- 33 James Jones, 1983-
- 32 Cloyce Box, 1949-50, 1952-54
- 31 Leon Hart, 1950-57
- 30 Nick Pietrosante, 1959-65
- 30 Gail Cogdill, 1960-68
- 30 Altie Taylor, 1969-76

#### **MOST TOUCHDOWNS (Rushing):**

- 42 Billy Sims, 1980-84
- 28 Nick Pietrosante, 1959-65
- 26 Mel Farr, 1967-73
- 24 Altie Taylor, 1969-76
- 23 James Jones, 1983-
- 20 Steve Owens, 1970-76
- 19 Greg Landry, 1968-78
- 18 Dexter Bussey, 1974-84

#### **MOST TOUCHDOWNS (Receiving):**

- 35 Leonard Thompson, 1975-86
- 35 Terry Barr, 1957-65
- 32 Cloyce Box, 1949-50, 1952-54
- 31 Charlie Sanders, 1967-77
- 28 Gail Cogdill, 1960-68
- 26 Larry Walton, 1969-76
- 25 Leon Hart, 1950-57

#### **MOST TOUCHDOWNS (Returning):**

- 11 Jack Christiansen, 1951-58
- 10 Lem Barney, 1967-77

#### **MOST EXTRA POINTS:**

- 249 Ed Murray, 1980-
- 213 Errol Mann, 1969-76
- 183 Doak Walker, 1950-55
- 172 Wayne Walker, 1958-72
- 91 Jim Martin, 1951-61

#### **MOST FIELD GOALS:**

- 172 Ed Murray, 1980-
- 141 Errol Mann, 1969-76
- 56 Jim Martin, 1951-61
- 53 Wayne Walker, 1958-72
- 49 Doak Walker, 1950-55

### **PUNTING**

#### **MOST PUNTS:**

- 503 Yale Lary, 1952-53, 1956-64
- 436 Herman Weaver, 1970-76
- 268 Tom Skladany, 1978-82
- 266 Mike Black, 1983-86
- 187 Pat Studstill, 1961-67
- 182 Bob Smith, 1949-54

#### **BEST AVERAGE:**

- 44.3 Yale Lary, 1952-53, 1956-64
- 42.7 Bob Smith, 1949-54
- 42.4 Tom Skladany, 1978-82
- 42.4 Pat Studstill, 1961-67

### **PUNT RETURNS**

#### **MOST RETURNS:**

- 143 Lem Barney, 1967-77
- 126 Yale Lary, 1952-53, 1956-64
- 118 Robbie Martin, 1981-84

- 106 Pete Mandley, 1984-
- 94 Tom Watkins, 1962-67

#### **MOST YARDS RETURNED:**

- 1312 Lem Barney, 1967-77
- 1118 Robbie Martin, 1981-84
- 1084 Jack Christiansen, 1951-58
- 1073 Pete Mandley, 1984-
- 970 Tom Watkins, 1962-67

### **KICKOFF RETURNS**

#### **MOST RETURNS:**

- 122 Alvin Hall, 1981-85
- 91 Tom Watkins, 1962-67
- 75 Pat Studstill, 1961-67
- 62 Tom Vaughn, 1965-71

#### **MOST YARDS RETURNED:**

- 2714 Alvin Hall, 1981-85
- 2262 Tom Watkins, 1962-67
- 1924 Pat Studstill, 1961-67
- 1595 Tom Vaughn, 1965-71

## **SEASON**

### **RUSHING**

#### **MOST ATTEMPTS:**

- 313 Billy Sims, 1980
- 296 Billy Sims, 1981
- 252 James Jones, 1986
- 246 Steve Owens, 1971
- 225 Dexter Bussey, 1978
- 220 Billy Sims, 1983
- 206 Mel Farr, 1967
- 201 Nick Pietrosante, 1961
- 198 Altie Taylor, 1970
- 195 Altie Taylor, 1975

#### **MOST YARDS GAINED:**

- 1437 Billy Sims, 1981
- 1303 Billy Sims, 1980
- 1040 Billy Sims, 1983
- 1035 Steve Owens, 1971
- 924 Dexter Bussey, 1978
- 903 James Jones, 1986
- 886 James Jones, 1985
- 872 Nick Pietrosante, 1960
- 860 Mel Farr, 1967
- 841 Nick Pietrosante, 1961

### **PASSING**

#### **MOST ATTEMPTS:**

- 417 Gary Danielson, 1980
- 416 Chuck Long, 1987
- 410 Gary Danielson, 1984
- 406 Eric Hipple, 1985
- 387 Eric Hipple, 1983
- 368 Jeff Komlo, 1979
- 351 Gary Danielson, 1978
- 336 Bobby Layne, 1950
- 332 Bobby Layne, 1951

#### **MOST COMPLETIONS:**

- 252 Gary Danielson, 1984
- 244 Gary Danielson, 1980
- 232 Chuck Long, 1987
- 223 Eric Hipple, 1985
- 204 Eric Hipple, 1983
- 199 Gary Danielson, 1978
- 192 Eric Hipple, 1986

continued



- 183 Jeff Komlo, 1979
- 181 Bill Munson, 1968
- 179 Milt Plum, 1962

#### MOST YARDS GAINED:

- 3223 Gary Danielson, 1980
- 3076 Gary Danielson, 1984
- 2952 Eric Hipple, 1985
- 2621 Earl Morrall, 1963
- 2598 Chuck Long, 1987
- 2577 Eric Hipple, 1983
- 2403 Bobby Layne, 1951
- 2378 Milt Plum, 1962
- 2358 Eric Hipple, 1981
- 2323 Bobby Layne, 1950

#### MOST TOUCHDOWN PASSES:

- 26 Bobby Layne, 1951
- 24 Earl Morrall, 1963
- 19 Bobby Layne, 1952
- 18 Gary Danielson, 1978
- 18 Greg Landry, 1972
- 18 Milt Plum, 1964

#### MOST PASSES INTERCEPTED:

- 23 Jeff Komlo, 1979
- 23 Bobby Layne, 1951
- 21 Bobby Layne, 1953
- 20 Chuck Long, 1987
- 20 Milt Plum, 1962
- 20 Bobby Layne, 1952
- 20 Clyde Le Force, 1947
- 20 Frank Sinkwich, 1943-44

#### FEWEST PASSES INTERCEPTED:

- 3 Dwight Sloan, 1939 (102 att.)
- 4 Harry Gilmer, 1955 (122 att.)
- 5 Fred Enke, 1949 (142 att.)
- 7 Bill Munson, 1974 (292 att.)
- 7 Tom Dublinski, 1954 (138 att.)
- 7 Greg Landry, 1977 (240 att.)
- 7 Joe Ferguson, 1986 (155 att.)

### RECEIVING

#### MOST PASSES RECEIVED:

- 77 James Jones, 1984
- 67 Pat Studstill, 1966
- 66 Terry Barr, 1963
- 66 Bob Mann, 1949
- 62 Fred Scott, 1979
- 58 Pete Mandley, 1987
- 57 Terry Barr, 1964
- 54 Ron Jessie, 1974
- 54 James Jones, 1986
- 54 Tom Nowatzke, 1966
- 53 Fred Scott, 1981
- 53 David Hill, 1978
- 53 Jeff Chadwick, 1986

#### MOST YARDS GAINED:

- 1266 Pat Studstill, 1966
- 1086 Terry Barr, 1963
- 1030 Terry Barr, 1964
- 1022 Fred Scott, 1981
- 1014 Bob Mann, 1949
- 1009 Cloyce Box, 1950

### INTERCEPTIONS

#### MOST PASSES INTERCEPTED:

- 12 Jack Christiansen, 1953
- 12 Don Doll, 1950
- 11 Don Doll, 1949
- 10 Jack Christiansen, 1957
- 10 Lem Barney, 1967

#### MOST YARDS GAINED:

- 301 Don Doll, 1949
- 238 Jack Christiansen, 1953
- 232 Lem Barney, 1967
- 218 Bob Smith, 1949
- 208 Dick Jauron, 1973

### SCORING

#### MOST POINTS:

- 128 Doak Walker, 1950
- 121 Ed Murray, 1981
- 116 Ed Murray, 1980
- 113 Ed Murray, 1983
- 109 Ed Murray, 1985
- 106 Doak Walker, 1954
- 103 Earl Mann, 1971
- 101 Errol Mann, 1969, 1970
- 99 Bobby Layne, 1956

#### MOST TOUCHDOWNS (Total):

- 16 Billy Sims, 1980
- 15 Billy Sims, 1981
- 15 Cloyce Box, 1952
- 13 Terry Barr, 1963
- 12 Leon Hart, 1951

#### MOST TOUCHDOWNS (Rushing):

- 13 Billy Sims, 1981
- 13 Billy Sims, 1980
- 9 Greg Landry, 1972
- 9 Mel Farr, 1970
- 8 James Jones, 1986
- 8 Nick Pietrosante, 1960
- 8 Steve Owens, 1971
- 7 Billy Sims, 1983
- 7 Bob Hoernschemeyer, 1953
- 7 Gene Gedman, 1956

#### MOST TOUCHDOWNS (Receiving):

- 15 Cloyce Box, 1952
- 13 Terry Barr, 1963
- 12 Leon Hart, 1951
- 11 Cloyce Box, 1950
- 10 Gail Cogdill, 1963

#### MOST TOUCHDOWNS (Returning):

- 4 Jack Christiansen, 1951
- 3 Lem Barney, 1967

#### MOST EXTRA POINTS:

- 46 Ed Murray, 1981
- 43 Doak Walker, 1951, 1954
- 41 Errol Mann, 1970
- 38 Errol Mann, 1972
- 38 Ed Murray, 1983
- 38 Doak Walker, 1950
- 37 Wayne Walker, 1962
- 37 Errol Mann, 1971

#### MOST FIELD GOALS:

- 27 Ed Murray, 1980
- 26 Ed Murray, 1985
- 25 Ed Murray, 1981, 1983
- 25 Errol Mann, 1969
- 23 Errol Mann, 1974
- 22 Errol Mann, 1971
- 20 Benny Ricardo, 1978
- 20 Errol Mann, 1970, 1972
- 20 Ed Murray, 1984, 1987

#### CONSECUTIVE FIELD GOALS:

- 12 Ed Murray, Nov. 3, 1985 at Minnesota-Dec. 22, 1985 vs. Chicago (8 games)

## PUNTING

### MOST PUNTS:

- 93 Wilbur Summers, 1977
- 88 Larry Swider, 1979
- 86 Tom Skladany, 1978
- 83 Herman Weaver, 1976
- 80 Herman Weaver, 1975
- 78 Pat Studstill, 1965
- 76 Mike Black, 1984
- 73 Mike Black, 1985
- 72 Tom Skladany, 1980
- 72 Herman Weaver, 1974

### BEST GROSS AVERAGE:

- 48.9 Yale Lary, 1963
- 48.4 Yale Lary, 1961
- 47.1 Yale Lary, 1959

### BEST NET AVERAGE:

- \*39.6 Jim Arnold, 1987

(\*)—NFL Record

## PUNT RETURNS

### MOST RETURNS:

- 52 Robbie Martin, 1981
- 43 Pete Mandley, 1986
- 38 Pete Mandley, 1985
- 32 Tom Watkins, 1963
- 29 Pat Studstill, 1962
- 28 John Arnold, 1980

### MOST YARDS RETURNED:

- 457 Pat Studstill, 1962
- 450 Robbie Martin, 1981
- 403 Pete Mandley, 1985
- 399 Tom Watkins, 1963
- 343 Jack Christiansen, 1951

## KICKOFF RETURNS

### MOST RETURNS:

- 48 Herman Hunter, 1986
- 39 Alvin Hall, 1985
- 38 Jimmie Jones, 1974
- 32 Gary Lee, 1987
- 29 Pat Studstill, 1964
- 26 Mickey Zofko, 1972
- 25 Lem Barney, 1968
- 25 Bobby Williams, 1970

### MOST YARDS RETURNED:

- 1007 Herman Hunter, 1986
- 927 Jimmie Jones, 1974
- 886 Alvin Hall, 1985
- 719 Gary Lee, 1987
- 708 Pat Studstill, 1964
- 670 Lem Barney, 1968
- 616 Mickey Zofko, 1972
- 595 Tom Vaughn, 1966

## GAME

## RUSHING

### MOST ATTEMPTS

- 36 Billy Sims,  
Nov. 20, 1983 at Green Bay
- 36 James Jones,  
Oct. 27, 1985 vs. Miami
- 36 James Jones,  
Sept. 7, 1986 at Minnesota

- 32 Horace King,  
Oct. 10, 1976 vs. New England
- 30 Billy Sims,  
Nov. 16, 1980 vs. Baltimore
- 30 Rick Kane,  
Nov. 13, 1977 vs. Atlanta
- 30 James Jones,  
Oct. 20, 1985 vs. San Francisco
- 29 James Jones,  
Oct. 12, 1986 at Green Bay
- 29 Billy Sims,  
Dec. 12, 1982 at Green Bay
- 29 Mel Farr,  
Oct. 20, 1968 vs. Green Bay
- 28 Billy Sims,  
Oct. 11, 1981 at Denver
- 28 Billy Sims,  
Oct. 26, 1980 at Kansas City
- 27 Billy Sims,  
Sept. 20, 1981 at Minnesota
- 27 Billy Sims,  
Sept. 28, 1980 vs. Minnesota
- 27 Dexter Bussey,  
Nov. 25, 1976 vs. Buffalo
- 27 Steve Owens,  
Dec. 15, 1973 at Miami
- 27 Nick Pietrosante,  
Dec. 6, 1964 at Baltimore

### MOST YARDS GAINED:

- 198 Bob Hoernschemeyer,  
Nov. 23, 1950  
vs. New York Yanks
- 197 Mel Farr,  
Nov. 12, 1967 at Minnesota
- 194 Dutch Clark,  
Oct. 28, 1934 vs. Cincinnati
- 189 Billy Sims,  
Nov. 20, 1983 at Green Bay
- 185 Billy Sims,  
Oct. 11, 1981 at Denver
- 174 James Jones,  
Sept. 7, 1986 at Minnesota
- 160 Altie Taylor,  
Oct. 28, 1973 vs. Green Bay
- 159 Billy Sims,  
Nov. 8, 1981 at Washington
- 157 Billy Sims,  
Sept. 28, 1980 vs. Minnesota
- 155 Billy Sims,  
Oct. 26, 1980 at Kansas City

## PASSING

### MOST ATTEMPTS:

- 50 Eric Hipple, Oct. 19, 1986  
at L.A. Rams
- 49 Harry Gilmer, Dec. 11, 1955  
vs. New York
- 48 Chuck Long, Dec. 6, 1987  
vs. L.A. Rams
- 48 Eric Hipple, Sept. 28, 1986  
at Cleveland
- 47 Chuck Long, Oct. 25, 1987  
vs. Green Bay
- 46 Karl Sweetan, Dec. 4, 1966  
at Los Angeles
- 46 Eric Hipple, Sept. 21, 1986  
vs. Tampa Bay
- 45 Karl Sweetan, Oct. 30, 1966  
vs. Green Bay

continued

- 45 Jim Ninowski, Oct. 30, 1960 at Los Angeles
- 45 Bobby Layne, Nov. 5, 1950 vs. Chicago Bears
- 45 Bobby Layne, Oct. 9, 1955 vs. Los Angeles
- 45 Bobby Layne, Oct. 30, 1955 vs. San Francisco
- 45 Greg Landry, Oct. 9, 1977 at Minnesota

#### MOST COMPLETIONS:

- 33 Chuck Long, Oct. 25, 1987 vs. Green Bay
- 33 Eric Hipple, Sept. 28, 1986 at Cleveland
- 31 Eric Hipple, Sept. 21, 1986 vs. Tampa Bay
- 31 Eric Hipple, Oct. 19, 1986 at L.A. Rams
- 29 Gary Danielson, Dec. 14, 1980 vs. Tampa Bay
- 27 Greg Landry, Nov. 14, 1976 at New Orleans
- 26 Chuck Long, Dec. 6, 1987 vs. L.A. Rams
- 26 Gary Danielson, Dec. 9, 1978 vs. Minnesota
- 26 Bill Munson, Nov. 10, 1968 vs. Baltimore
- 26 Bobby Layne, Oct. 9, 1955 vs. Los Angeles
- 25 Greg Landry, Oct. 9, 1977 vs. Minnesota
- 25 Gary Danielson, Sept. 23, 1984 vs. Minnesota
- 25 Gary Danielson, Oct. 28, 1984 at Green Bay
- 25 Gary Danielson, Nov. 4, 1984 vs. Philadelphia
- 25 Gary Danielson, Nov. 22, 1984 vs. Green Bay

#### MOST CONSECUTIVE COMPLETIONS:

- 11 Gary Danielson, Dec. 21, 1980 vs. Green Bay

#### MOST YARDS GAINED:

- 374 Bobby Layne, Nov. 5, 1950 vs. Chicago Bears
- 364 Bobby Layne, Sept. 27, 1953 vs. Pittsburgh
- 362 Chuck Long, Oct. 25, 1987 vs. Green Bay
- 360 Gary Danielson, Dec. 14, 1980 vs. Tampa Bay
- 352 Gary Danielson, Dec. 9, 1978 vs. Minnesota
- 347 Gary Danielson, Dec. 19, 1982 vs. Minnesota
- 347 Milt Plum, Nov. 1, 1964 vs. Los Angeles
- 341 Bobby Layne, Dec. 3, 1950 at Baltimore
- 336 Eric Hipple, Oct. 19, 1981 vs. Chicago

#### MOST TOUCHDOWN PASSES:

- 5 Gary Danielson, Dec. 9, 1978 vs. Minnesota

- 4 by 8 players: Bobby Layne, 3 times; Eric Hipple, 2 times; once by Greg Landry, Earl Morrall, Milt Plum, Tobin Rote and Frank Sinkwich, Gary Danielson, Eric Hipple (Most Recent: Hipple, Nov. 28, 1985 vs. N.Y. Jets)

#### MOST PASSES HAD INTERCEPTED:

- 7 Frank Sinkwich, Oct. 24, 1943 vs. Green Bay
- 6 Bobby Layne, Dec. 26, 1954 at Cleveland (title game)
- 5 Jim Ninowski, Oct. 30, 1960 at Los Angeles
- 5 Gary Danielson, Dec. 3, 1978 at St. Louis
- 5 Eric Hipple, Sept. 25, 1983 at Minnesota

### RECEIVING

#### MOST PASSES RECEIVED:

- 12 Cloyce Box, Dec. 3, 1950 at Baltimore
- 12 James Jones, Sept. 28, 1986 at Cleveland
- 11 Mel Farr, Oct. 7, 1973 vs. Minnesota
- 11 Billy Sims, Nov. 2, 1980 vs. San Francisco
- 10 by 7 players, once by Ron Jessie, Mel Farr, Charlie Sanders, Terry Barr, Lew Carpenter and Bill Swiacki, James Jones

#### MOST YARDS GAINED:

- 302 Cloyce Box, Dec. 3, 1950 vs. Baltimore
- 202 Cloyce Box, Dec. 13, 1952 vs. Dallas
- 182 Bob Mann, Dec. 11, 1949 vs. Green Bay
- 179 Leonard Thompson, Sept. 11, 1983 vs. Cleveland
- 172 Cloyce Box, Dec. 7, 1952 vs. Chicago Bears

### INTERCEPTIONS

#### MOST PASSES INTERCEPTED:

- 4 Don Doll, Oct. 23, 1949 at Chicago Cardinals
- 3 by 11 players: Don Doll two times, Yale Lary 2, Lem Barney 2, Mike Lucci 2; once by Jim David, Gary Lowe, Joe Schmidt, Jack Christiansen, Mike Weger, Dick Jauron, and Bobby Watkins—Dec. 12, 1982

#### LONGEST RETURN:

- 102 Bob Smith, Nov. 24, 1949 vs. Chicago Bears
- 100 Vern Huffman, Oct. 17, 1937 vs. Brooklyn
- 95 Dick Jauron, Nov. 18, 1973 at Chicago
- 95 Don Doll, Oct. 8, 1949 at Pittsburgh
- 92 Jack Christiansen, Nov. 1, 1953 at Los Angeles

## SCORING

### MOST POINTS:

- 24 Cloyce Box, Dec. 3, 1950  
at Baltimore
- 21 Doak Walker, Sept. 26, 1954  
vs. Chicago Bears
- 21 Doak Walker, Dec. 3, 1950  
at Baltimore
- 21 Dutch Clark, Oct. 22, 1934  
vs. Brooklyn
- 20 Garo Yepremian, Nov. 13, 1966  
at Minnesota
- 19 Pat Harder, Dec. 21, 1952  
vs. Los Angeles (playoff game)
- 19 Doak Walker, Oct. 8, 1951  
vs. New York Yanks

### MOST TOUCHDOWNS (Total):

- 4 Cloyce Box, Dec. 3, 1950  
at Baltimore (all rec.)

### MOST TOUCHDOWNS (Rushing):

- 3 James Jones, Oct. 9, 1983  
vs. Green Bay
- 3 Billy Sims, Sept. 7, 1980  
at Los Angeles
- 3 Greg Landry, Oct. 1, 1972  
at Chicago
- 3 Jim Ninowski, Oct. 30, 1960  
at Los Angeles
- 3 Ernie Caddel, Sept. 20, 1935  
vs. Philadelphia
- 3 Ernie Caddel, Nov. 4, 1934  
vs. Pittsburgh
- 3 Dutch Clark, Oct. 22, 1934  
vs. Brooklyn

### MOST TOUCHDOWNS (Receiving):

- 4 Cloyce Box, Dec. 3, 1950  
at Baltimore (from Layne 3,  
Enke 1)
- 3 Leonard Thompson, Dec. 9,  
1978, vs. Minnesota (from  
Danielson); Sept. 23, 1984  
vs. Minnesota (from Danielson);  
Nov. 28, 1985 vs. N.Y. Jets  
(from Hipple)
- 3 Billy Gambrell, Dec. 8, 1968  
at Atlanta (from Munson)
- 3 Terry Barr, Nov. 3, 1963 at  
San Francisco (from Morrall)
- 3 Howard Cassady, Oct. 11, 1959  
vs. Baltimore (from Rote)
- 3 Jim Doran, Nov. 3, 1957  
at San Francisco (from Rote)
- 3 Cloyce Box (3 times in 1952)

### MOST TOUCHDOWNS (Returning):

- 2 Jack Christiansen (twice)  
Oct. 14, 1951 vs. Los Angeles;  
Nov. 22, 1951 vs. Green Bay  
(all punt returns)

### MOST EXTRA POINTS:

- 8 Jim Martin, Dec. 29, 1957  
vs. Cleveland (title game)
- 7 Doak Walker, Nov. 23, 1950  
vs. New York Yanks
- 7 Doak Walker, Nov. 22, 1951  
vs. Green Bay

### MOST FIELD GOALS:

- 6 Garo Yepremian, Nov. 13, 1966  
at Minnesota

- 5 Ed Murray, Sept. 14, 1980  
at Green Bay
- 4 Bob Thomas, Sept. 19, 1982  
at Los Angeles Rams
- 4 Errol Mann, 4 times: Nov. 2,  
1969 at San Francisco; Dec. 14,  
1969 vs. Los Angeles; Sept. 20,  
1970 at Green Bay; Sept. 29,  
1974 vs. Green Bay
- 4 Benny Ricardo, 2 times: Oct. 8,  
1978 vs. Washington; Dec. 17,  
1978 vs. San Francisco
- 4 Wayne Walker, Sept. 13, 1964  
at San Francisco
- 4 Ed Murray, Nov. 27, 1986  
vs. Green Bay, Sept. 13, 1987  
at Minnesota

## PUNTING

### MOST PUNTS:

- 12 Wilbur Summers, Oct. 23, 1977  
at San Francisco
- 10 Lem Barney, Nov. 27, 1969  
vs. Minnesota
- 10 Jerry DePoyster, Nov. 3, 1968  
at Los Angeles
- 10 George Grimes, Oct. 17, 1948  
at Chicago (Bears)
- 10 Mike Black, Dec. 10, 1984  
vs. L.A. Raiders

## PUNT RETURNS

### MOST RETURNS:

- 8 Ray Williams, Dec. 14, 1980  
vs. Tampa Bay
- 8 Eddie Payton, Nov. 20, 1977  
vs. Tampa Bay
- 7 Robbie Martin, Oct. 21, 1984  
at Minnesota

### MOST YARDS RETURNED:

- 184 Tom Watkins,  
Oct. 6, 1963 vs. San Francisco
- 175 Jack Christiansen,  
Nov. 22, 1951 vs. Green Bay
- 140 Robbie Martin,  
Nov. 24, 1983 vs. Pittsburgh
- 119 Jack Christiansen,  
Oct. 14, 1951 vs. Los Angeles
- 113 Pat Studstill,  
Nov. 4, 1962 at Los Angeles
- 109 Pete Mandley, Dec. 21, 1986  
vs. Atlanta
- 105 Eddie Payton, Dec. 17, 1977  
vs. Minnesota
- 103 Dick Jauron, Nov. 24, 1974  
vs. Chicago
- 101 Wally Triplett,  
Dec. 4, 1979 vs. New York

## KICKOFF RETURNS

### MOST RETURNS:

- 7 Gary Lee, Oct. 25, 1987  
vs. Green Bay
- 7 John Arnold, Oct. 5, 1980  
at Atlanta
- 7 Joe Watt, Nov. 7, 1948  
at Chicago (Cardinals)
- 6 Lem Barney, Dec. 5, 1971  
vs. Philadelphia

continued



- 6 Herman Hunter, Nov. 27, 1986 vs. Green Bay
- 5 by 11 players: three times by Alvin Hall (Most recent: Dec. 22, 1985 vs. Chicago); twice by John Arnold; once by Jack Christiansen, Howard Cassady, Jim Steffen, Pat Studstill, Jimmie Jones, Rick Kane, Ken Callicutt, Robbie Martin, and Ken Jenkins

#### MOST YARDS RETURNED:

- 294 Wally Triplett, Oct. 29, 1950 at Los Angeles

- 184 Eddie Payton, Dec. 17, 1977 vs. Minnesota
- 177 Tom Watkins, Nov. 7, 1965 at Green Bay
- 170 Lem Barney, Dec. 5, 1971 vs. Philadelphia
- 160 John Arnold, Dec. 15, 1979 vs. Green Bay
- 155 Bobby Williams, Nov. 15, 1970 at Minnesota
- 147 Alvin Hall, Dec. 22, 1985 vs. Chicago
- 141 Gary Lee, Oct. 25, 1987 vs. Green Bay
- 138 Earl Girard, Nov. 1, 1953 at Los Angeles

## DID YOU KNOW? DEPARTMENT

- The Lions' final 1987 50-man roster revealed 18 players (36% of the roster) who were not with the club at any time in 1986.
- Of those 18 new players, seven were acquired in the '87 draft and the rest were signed as free agents.
- Also, of those 18, four were starters at the close of the year: drafted rookies **JERRY BALL** (NT), **DENNIS GIBSON** (ILB) and **GARY LEE** (WR), and free agent safety **RAPHEL CHERRY**.
- **EDDIE MURRAY** successfully converted all 21 of his PAT attempts this season (which gives him 21 straight after he had missed his last PAT attempt in '86) and he converted eight of his last 10 field goal attempts this season.
- **RICKY SMITH's** 34-yard interception return for a TD against the Falcons marked the first time that a Lion had returned an interception for a TD since Nov. 21, 1982, when **RAY OLDHAM** had a 35-yard scoring return at Chicago.
- **EDDIE MURRAY's** 53-yard field goal against the Rams (12-16-87) was the second longest in the NFL in 1987 (behind Nick Lowery's 54-yard against the Lions on Thanksgiving Day) and tied with Raul Allegre of the Giants. Murray's kick was also the second longest in Lions' history.
- Murray also led the Lions in scoring for the eighth straight season, and he continued to add to his career marks in points (765), PATs (249) and field goals (172).
- **CHUCK LONG** was second in the NFC (behind Neil Lomax of St. Louis with 463) in pass attempts and third in pass completions (behind San Francisco's Joe Montana with 266 and Lomax at 275).
- **PETE MANDLEY** placed fifth in the NFC in pass receptions (third among wide receivers) with 58 catches and fifth in the conference in punt return average (10.9).
- **JAMES GRIFFIN's** six interceptions tied Minnesota's Joey Browner for second-best in the NFC behind Washington's Barry Wilburn, who had nine interceptions in '87.
- In becoming the first Lion chosen for the Pro Bowl since '83, **JIM ARNOLD** set a Pro Bowl record with a punting average of 49.6, in addition to his 1987 NFL season record 39.6 net punting average.
- Rookie punt returner **GARY LEE** finished fourth in the NFC with a 22.5 kickoff return average, which also placed him sixth in the NFL.
- Cornerback **BRUCE McNORTON** led the squad in minutes played with 370.9, while **PETE MANDLEY** was tops among offensive players with 326.6.

# LIONS' SEASONAL LEADERS

(1934-1987)

## RUSHING

Yr.	Player	Att.	Yds.	Yr.	Player	Att.	Yds.
1987	James Jones	96	342	1960	Nick Pietrosante	161	872
1986	James Jones	252	903	1959	Nick Pietrosante	76	447
1985	James Jones	244	886	1958	Tobin Rote	77	351
1984	Billy Sims	130	687	1957	John Henry Johnson	129	621
1983	Billy Sims	220	1040	1956	Gene Gedman	135	479
1982	Billy Sims	172	639	1955	Lew Carpenter	137	543
1981	Billy Sims	296	1437	1954	Lew Carpenter	104	476
1980	Billy Sims	313	1303	1953	Bob Hoernschmeyer	101	482
1979	Dexter Bussey	144	625	1952	Bob Hoernschmeyer	106	457
1978	Dexter Bussey	225	924	1951	Bob Hoernschmeyer	132	678
1977	Horace King	155	521	1950	Bob Hoernschmeyer	84	471
1976	Dexter Bussey	196	858	1949	Bill Dudley	125	402
1975	Dexter Bussey	157	696	1948	Camp Wilson	157	612
1974	Altie Taylor	150	532	1947	Camp Wilson	89	412
1973	Altie Taylor	176	719	1946	Camp Wilson	64	207
1972	Altie Taylor	154	658	1945	Bob Westfall	82	234
1971	Steve Owens	246	1035	1944	Frank Sinkwich	150	563
1970	Mel Farr	166	717	1943	Frank Sinkwich	93	266
1969	Bill Triplett	111	377	1942	Mickey Sanzotta	71	268
1968	Mel Farr	128	597	1941	Whizzer White	89	238
1967	Mel Farr	206	860	1940	Whizzer White	146	514
1966	Tom Nowatzke	151	512	1939	Bill Shepherd	85	420
1965	Amos Marsh	131	495	1938	Bill Shepherd	100	455
1964	Nick Pietrosante	147	536	1937	Dutch Clark	96	468
1963	Dan Lewis	133	528	1936	Ace Gutowsky	191	827
1962	Dan Lewis	120	488	1935	Ernie Caddel	87	450
1961	Nick Pietrosante	201	841	1934	Dutch Clark	122	763

## PASSING

Yr.	Player	Att.	Comp.	Yds.	Yr.	Player	Att.	Comp.	Yds.
1987	Chuck Long	416	232	2598	1960	Jim Ninowski	238	134	1599
1986	Eric Hipple	305	192	1919	1959	Earl Morrall	137	65	1102
1985	Eric Hipple	406	223	2952	1958	Tobin Rote	257	118	1678
1984	Gary Danielson	410	252	3076	1957	Bobby Layne	179	87	1169
1983	Eric Hipple	387	204	2577	1956	Bobby Layne	244	129	1909
1982	Gary Danielson	197	100	1343	1955	Bobby Layne	270	143	1830
1981	Eric Hipple	279	140	2358	1954	Bobby Layne	246	135	1818
1980	Gary Danielson	417	244	3223	1953	Bobby Layne	273	125	2088
1979	Jeff Komlo	368	183	2238	1952	Bobby Layne	287	139	1999
1978	Gary Danielson	351	199	2294	1951	Bobby Layne	332	152	2403
1977	Greg Landry	240	135	1359	1950	Bobby Layne	336	152	2323
1976	Greg Landry	291	168	2191	1949	Fred Enke	142	63	793
1975	Joe Reed	191	86	1181	1948	Fred Enke	221	100	1328
1974	Bill Munson	292	166	1874	1947	Clyde LeForce	175	94	1384
1973	Bill Munson	187	95	1129	1946	Dave Ryan	154	73	965
1972	Greg Landry	268	134	2066	1945	Chuck Fenenbock	110	45	752
1971	Greg Landry	261	136	2237	1944	Frank Sinkwich	148	58	1060
1970	Greg Landry	136	83	1072	1943	Frank Sinkwich	126	50	699
1969	Bill Munson	166	84	1062	1942	Harry Hopp	68	20	258
1968	Bill Munson	329	181	2311	1941	Whizzer White	62	22	338
1967	Milt Plum	172	86	925	1940	Whizzer White	80	35	461
1966	Karl Sweetan	309	157	1809	1939	Dwight Sloan	102	45	658
1965	Milt Plum	308	143	1710	1938	Vern Huffman	85	27	382
1964	Milt Plum	287	154	2241	1937	Bill Shepherd	46	19	297
1963	Earl Morrall	328	174	2621	1936	Dutch Clark	71	38	467
1962	Milt Plum	325	179	2378	1935	Bill Shepherd	64	28	417
1961	Jim Ninowski	247	117	1921	1934	Dutch Clark	49	23	383

continued

# LIONS' SEASONAL LEADERS

## RECEIVING

Yr.	Player	No.	Yds.	Yr.	Player	No.	Yds.
1987	Pete Mandley	58	720	1960	Jim Gibbons	51	604
1986	James Jones	54	334	1959	Jim Gibbons	31	431
	Jeff Chadwick	53	995	1958	Dave Middleton	29	506
1985	Leonard Thompson	51	736	1957	Jim Doran	33	624
1984	James Jones	77	862	1956	Dave Middleton	39	606
1983	James Jones	46	467	1955	Dave Middleton	44	663
1982	Billy Sims	34	342	1954	Dorne Dibble	46	768
1981	Fred Scott	53	1022	1953	Doak Walker	30	502
1980	Fred Scott	53	834	1952	Cloyce Box	42	924
1979	Fred Scott	62	929	1951	Leon Hart	35	544
1978	David Hill	53	633	1950	Cloyce Box	50	1009
1977	Horace King	40	238	1949	Bob Mann	66	1014
1976	Ray Jarvis	39	822	1948	Joe Margucci	36	450
1975	Charlie Sanders	37	486	1947	Johnny Greene	38	621
1974	Ron Jessie	54	761	1946	Johnny Greene	20	289
1973	Charlie Sanders	28	433	1945	Johnny Greene	26	550
1972	Altie Taylor	29	250	1944	Jack Matheson	23	361
1971	Steve Owens	32	350	1943	Harry Hopp	17	229
1970	Charlie Sanders	40	544	1942	Bill Fisk	15	177
1969	Charlie Sanders	42	656	1941	Bill Fisk	9	140
1968	Earl McCullouch	40	680	1940	Lloyd Cardwell	20	349
1967	Mel Farr	39	317	1939	Monk Moscrip	14	176
1966	Pat Studstill	67	1266	1938	Lloyd Cardwell	9	138
1965	Pat Studstill	28	389	1937	Ernie Caddel	9	80
1964	Terry Barr	57	1030	1936	Ernie Caddel	19	150
1963	Terry Barr	66	1086	1935	Ernie Caddel	10	171
1962	Gail Cogdill	45	566	1934	Harry Ebbing	9	257
1961	Gail Cogdill	53	991				

## SCORING

Yr.	Player	TD	FG	XP	T	Yr.	Player	TD	FG	XP	T
1987	Eddie Murray	0	20	21	81	1960	Jim Martin	0	13	26	65
1986	Eddie Murray	0	18	31	85	1959	Howard Cassady	5	0	0	30
1985	Eddie Murray	0	26	31	109	1958	Jim Martin	0	7	28	49
1984	Eddie Murray	0	20	31	91	1957	Bobby Layne	0	6	25	43
1983	Eddie Murray	0	25	38	113	1956	Bobby Layne	5	12	33	99
1982	Eddie Murray	0	11	16	49	1955	Doak Walker	7	9	27	96
1981	Eddie Murray	0	25	46	121	1954	Doak Walker	5	11	43	106
1980	Eddie Murray	0	27	35	116	1953	Doak Walker	5	12	27	93
1979	Benny Ricardo	0	10	25	55	1952	Cloyce Box	15	0	0	90
1978	Benny Ricardo	0	20	32	92	1951	Doak Walker	6	6	43	97
1977	Steve Mike-Mayer	0	8	19	43	1950	Doak Walker	11	8	38	126
1976	Benny Ricardo	0	10	19	49	1949	Bill Dudley	6	5	30	81
1975	Errol Mann	0	14	29	67	1948	Bill Dudley	7	0	0	42
1974	Errol Mann	0	23	23	92	1947	Bill Dudley	11	0	0	66
1973	Errol Mann	0	13	14	53	1946	Bob Cifers	4	0	0	24
1972	Errol Mann	0	20	38	98	1945	Bob Westfall	9	0	0	54
1971	Errol Mann	0	22	37	103	1944	Frank Sinkwich	6	2	24	66
1970	Errol Mann	0	20	31	101	1943	Harry Hopp	9	0	0	54
1969	Errol Mann	0	25	26	101	1942	Elmer Hackney	2	0	0	12
1968	Mel Farr	7	0	0	42	1941	Whizzer White	4	0	0	24
	Bill Gambrell	7	0	0	42	1940	Whizzer White	5	0	2	32
1967	Mel Farr	6	0	0	36	1939	Chuck Hanneman	2	4	5	29
	Tom Nowatzke	6	0	0	36	1938	Lloyd Cardwell	5	0	0	30
1966	Garo Yepremian	0	13	11	50	1937	Dutch Clark	6	1	6	45
1965	Wayne Walker	0	8	33	57	1936	Dutch Clark	7	4	19	73
1964	Wayne Walker	0	14	32	74	1935	Dutch Clark	6	1	16	55
1963	Terry Barr	13	0	0	78	1934	Dutch Clark	8	4	13	73
1962	Wayne Walker	0	9	37	64						
1961	Jim Martin	0	15	25	70						

# LIONS' LONGEST

\*NFL Record

## RUSHING PLAY:

- 96 yards—Bob Hoernschemeyer, Nov. 23, 1950 vs. New York Yanks (TD)
- 85 yards—Bob Hoernschemeyer, Nov. 22, 1951 vs. Green Bay (TD)
- 81 yards—Billy Sims, Sept. 30, 1984 at San Diego
- 80 yards—Wally Triplett, Oct. 30, 1949 at Green Bay (TD)
- 78 yards—Elmer Hackney, Nov. 8, 1942 vs. Pittsburgh
- 76 yards—Greg Landry, Sept. 20, 1970 at Green Bay

## PASSING PLAY:

- 99 yards\*—Karl Sweetan to Pat Studstill, Oct. 16, 1966 at Baltimore (TD)
- 97 yards—Bobby Layne to Cloyce Box, Nov. 26, 1953 vs. Green Bay (TD)
- 94 yards—Eric Hipple to Leonard Thompson, Oct. 19, 1981 vs. Chicago (TD)
- 92 yards—Milt Plum to Dan Lewis, Nov. 15, 1964 at Cleveland (TD)
- 88 yards—Dave Ryan to John Greenie, Nov. 10, 1946 vs. Pittsburgh (TD)
- 87 yards—Gary Danielson to Billy Sims, Sept. 14, 1980 at Green Bay (Milw.) (TD)

## KICKOFF RETURN:

- 104 yards—Terry Barr (92) and Gene Gedman (12), Oct. 26, 1958 at Los Angeles (TD)
- 102 yards—Ron Jessie, Oct. 24, 1971 vs. Chicago (TD)
- 101 yards—Bill Jefferson, Nov. 23, 1941 vs. Chicago Bears (TD)
- 100 yards—Pat Studstill, Oct. 8, 1961 vs. Chicago Bears (TD)
- 100 yards—Bill Bowman, Sept. 26, 1954 vs. Chicago Bears (TD)
- 98 yards—Ned Mathews, Nov. 21, 1943 vs. Philadelphia-Pittsburgh (TD)
- 98 yards—Lem Barney, Nov. 3, 1968 at Los Angeles (TD)
- 98 yards—Eddie Payton, Dec. 17, 1977 vs. Minnesota (TD)
- 96 yards—Alvin Hall, Dec. 12, 1982 at Green Bay (TD)

## PUNT RETURN:

- 90 yards—Tommy Watkins, Oct. 6, 1963 vs. San Francisco (TD)
- 89 yards—Jack Christiansen, Nov. 22, 1951 vs. Green Bay (TD)
- 87 yards—Eddie Payton, Dec. 17, 1977 vs. Minnesota (TD)

- 84 yards—Bill Dudley, Oct. 19, 1947 at Chicago Bears (TD)

## INTERCEPTION RETURN:

- 102 yards\*—Bob Smith, Nov. 24, 1949 vs. Chicago Bears (TD)
- 100 yards—Vern Huffman, Oct. 17, 1937 vs. Brooklyn (TD)
- 95 yards—Dick Jauron, Nov. 18, 1973 at Chicago (TD)
- 95 yards—Don Doll, Oct. 8, 1949 at Pittsburgh (TD)
- 92 yards—Jack Christiansen, Nov. 1, 1953 at Los Angeles (TD)
- 90 yards—Bob Smith, Nov. 9, 1952 at Pittsburgh
- 88 yards—Rudy Redmond, Dec. 17, 1972 at Los Angeles (TD)

## PUNT:

- 81 yards—Bill De Correvont, Oct. 6, 1946 at Washington
- 78 yards—Pat Studstill, Oct. 8, 1967 vs. Green Bay
- 75 yards—Bob Smith, Oct. 8, 1951 vs. New York Yanks
- 74 yards—Tom Skladany, Sept. 27, 1981 vs. Oakland
- 74 yards—Yale Lary, Sept. 13, 1964 at San Francisco
- 72 yards—Larry Swider, Sept. 30, 1979 vs. Minnesota
- 69 yards—Herman Weaver, Sept. 12, 1976 at Chicago

## FIELD GOAL:

- 54 yards—Ed Murray, Dec. 11, 1983 at Cincinnati
- 54 yards—Glenn Presnell, Oct. 7, 1934 at Green Bay
- 53 yards—Ed Murray (2), Oct. 19, 1981 vs. Chicago; Dec. 6, 1987 vs. L.A. Rams
- 52 yards—Ed Murray (3), Sept. 7, 1980 at Los Angeles; Dec. 16, 1984 vs. Chicago; Dec. 15, 1986 vs. Chicago
- 52 yards—Errol Mann, Dec. 2, 1973 at St. Louis
- 52 yards—Jim Martin, Oct. 23, 1960 vs. Baltimore
- 51 yards—Ed Murray (3), Nov. 17, 1985 vs. Minnesota; Oct. 2, 1983 at L.A. Rams; Sept. 21, 1986 vs. Tampa Bay
- 51 yards—Errol Mann (2), Oct. 18, 1970 at Cleveland; Oct. 16, 1972 vs. Green Bay
- 51 yards—Jim Martin, Oct. 23, 1960 vs. Baltimore
- 50 yards—Ed Murray (3), Oct. 27, 1985 vs. Miami; Nov. 8, 1981 at Washington; Oct. 4, 1981 at Tampa Bay
- 50 yards—Errol Mann (3); Oct. 26, 1969 at Minnesota; Sept. 27, 1970 vs. Cincinnati; and Dec. 20, 1970 vs. Green Bay



# LIONS' 100-YARD DAYS

(Since 1950)

Year	Player	Yards	Carries	Long Gain	Opponent	Date
1986	James Jones	174	36	39	Minnesota	Sept. 7
	Garry James	140	20	41TD	Green Bay	Oct. 12
1985	James Jones	116	30	12	San Francisco	Oct. 20
	James Jones	114	36	8	Miami	Oct. 27
	James Jones	104	23	17	Green Bay	Dec. 15
1984	Billy Sims	140	20	42	Atlanta	Sept. 9
	Billy Sims	119	14	81	San Diego	Sept. 30
	Billy Sims	100	16	16	Tampa Bay	Oct. 14
	Billy Sims	103	22	18	Minnesota	Oct. 21
1983	Billy Sims	105	20	17	Houston	Nov. 13
	Billy Sims	189	36	20	Green Bay	Nov. 20
	Billy Sims	106	26	30	Pittsburgh	Nov. 24
	Billy Sims	137	23	41	Minnesota	Dec. 5
1982	Billy Sims	119	25	29	Los Angeles Rams	Sept. 19
	Billy Sims	114	26	20	New York Giants	Nov. 25
	Billy Sims	109	29	12	Green Bay	Dec. 12
1981	Billy Sims	112	27	37	Minnesota	Sept. 20
	Billy Sims	133	21	21	Oakland	Sept. 27
	Billy Sims	185	28	48TD	Denver	Oct. 11
	Rick Kane	101	20	20	Chicago	Oct. 19
	Billy Sims	159	21	51	Washington	Nov. 8
	Billy Sims	119	23	12	Dallas	Nov. 15
	Billy Sims	117	22	32	Chicago	Nov. 22
	Billy Sims	110	13	31	Minnesota	Dec. 12
1980	Dexter Bussey	111	14	20	Los Angeles	Sept. 7
	Billy Sims	153	22	41TD	Los Angeles	Sept. 7
	Billy Sims	134	20	25	Green Bay	Sept. 14
	Billy Sims	157	27	52	Minnesota	Sept. 28
	Billy Sims	155	28	45TD	Kansas City	Oct. 26
	Billy Sims	126	30	18	Baltimore	Nov. 16
1979	Dexter Bussey	139	26	38	Buffalo	Oct. 28
1978	Dexter Bussey	120	20	29TD	Seattle	Sept. 24
	Horace King	104	12	75TD	Tampa Bay	Nov. 12
1977	Dexter Bussey	150	24	31	New Orleans	Sept. 25
	Rick Kane	105	24	35	San Diego	Nov. 6
1976	Horace King	100	32	13	New England	Oct. 10
	Lawrence Gaines	116	22	17	Minnesota	Nov. 7
	Dexter Bussey	137	27	23	Buffalo	Nov. 25
1973	Altie Taylor	160	23	29	Green Bay	Oct. 28
	Altie Taylor	106	18	34	Chicago	Nov. 18
	Steve Owens	113	27	10	Miami	Dec. 15
1972	Steve Owens	113	20	18	New York Giants	Oct. 28
	Altie Taylor	123	15	38TD	New York Jets	Nov. 23
1971	Steve Owens	109	16	16	Denver	Nov. 7
	Altie Taylor	101	19	17	Los Angeles	Nov. 14
1970	Mel Farr	117	16	18	Denver	Nov. 22
	Mel Farr	104	20	18	Oakland	Nov. 26
1968	Mel Farr	138	18	46	Chicago	Oct. 13
	Mel Farr	145	29	26	Green Bay	Oct. 20
1967	Tom Watkins	115	24	28	Cleveland	Sept. 24
	Mel Farr	197	24	57	Minnesota	Nov. 12
1965	Amos Marsh	146	23	62TD	Baltimore	Nov. 25
	Amos Marsh	109	25	20TD	San Francisco	Dec. 5
1963	Tom Watkins	102	17	27	Minnesota	Oct. 27
	Tom Watkins	107	21	25	San Francisco	Nov. 3
1961	Nick Pietrosante	113	12	42	Chicago	Oct. 8
	Nick Pietrosante	112	21	15	Los Angeles	Oct. 29
1960	Dan Lewis	128	14	74TD	Los Angeles	Oct. 30
	Nick Pietrosante	106	20	52	Chicago	Nov. 20
	Nick Pietrosante	142	21	43TD	Dallas	Dec. 11
	Nick Pietrosante	104	15	31TD	Chicago	Dec. 18
1959	Nick Pietrosante	134	17	25	Green Bay	Nov. 26
1957	John Henry Johnson	109	18	14	Green Bay	Oct. 6
	John Henry Johnson	105	8	62TD	Green Bay	Nov. 28
1956	Don McIlhenny	104	13	30	San Francisco	Oct. 21
	Gene Gedman	103	22	21	Green Bay	Nov. 22
1955	Lew Carpenter	120	20	49TD	Green Bay	Nov. 24
1954	Lew Carpenter	119	14	60TD	Los Angeles	Oct. 10
1952	Bob Hoernschemeyer	107	20	32	Pittsburgh	Nov. 9
1951	Bob Hoernschemeyer	118	14	54	Philadelphia	Nov. 18
1950	Bobby Layne	118	15	20	Pittsburgh	Sept. 24
	Bob Hoernschemeyer	198	17	96TD	New York Jets	Nov. 23

# LIONS' TEAM RECORDS

(1934-1987)

## SEASON

### RUSHING

#### MOST ATTEMPTS:

596	1981
572	1980
532	1971, 1975
524	1978
516	1976
514	1970
513	1983
507	1956
496	1973
489	1962
479	1977
474	1969

#### MOST YARDS GAINED

2885	1936
2795	1981
2763	1934
2599	1980
2376	1971
2213	1976
2181	1983
2163	1978
2147	1975
2133	1973
2127	1970
2074	1937

### PASSING

#### MOST ATTEMPTS:

531	1984
509	1987
503	1983
500	1986
462	1985
456	1966
452	1979
436	1981
429	1978
423	1980
406	1963
403	1950

#### MOST COMPLETIONS:

298	1984
286	1986
275	1987
263	1983
254	1985
248	1980
247	1978
239	1966
228	1981
218	1979
216	1974
215	1954

#### MOST YARDS GAINED:

3787	1984
3316	1985
3150	1987
3138	1981
3107	1986
2955	1983
2941	1980
2825	1954
2775	1979

2772	1950
2746	1978
2723	1963

### PENALTIES

#### MOST TIMES PENALIZED:

138	1984
125	1978
118	1983
112	1981
110	1979
104	1985
104	1980
97	1976
95	1975

#### MOST YARDS PENALIZED:

1165	1984
1003	1978
997	1981
988	1983
931	1966
897	1979
844	1980
838	1975
819	1976

### INTERCEPTIONS

#### MOST PASSES INTERCEPTED:

38	1953
33	1952
32	1949
31	1950
30	1954

#### MOST YARDS GAINED:

663	1953
656	1949
522	1973
477	1952
470	1963

### SCORING

#### MOST POINTS:

397	1981
347	1983
347	1970
344	1952
341	1971
339	1972
337	1954
336	1951
334	1980

#### MOST TOUCHDOWNS:

46	1981
44	1951
43	1954
43	1952
43	1950
42	1963
41	1970

#### LEAST POINTS ALLOWED:

176	1982
177	1962
188	1969
188	1956
189	1954
192	1952

continued

# LEAST YARDS ALLOWED:

2722	1982
3084	1969
3217	1962
3245	1952
3355	1957
3397	1960

# TOTAL OFFENSE

## MOST YARDS GAINED:

5933	1981
5540	1980
5318	1984
5136	1983
4577	1971
4555	1986
4503	1962
4476	1985
4465	1978
4433	1954

## MOST OFFENSIVE PLAYS:

1076	1981
1061	1983
1040	1980
1037	1984
1011	1986
1001	1978
967	1985
944	1979
939	1976
935	1975

## FIRST DOWNS:

340	1981
315	1983
308	1980
306	1984
287	1986
270	1987
269	1978
269	1971
259	1985
259	1976

# GAME

# RUSHING

## MOST ATTEMPTS:

59	Nov. 9, 1952 at Pittsburgh
57	Oct. 3, 1971 vs. Atlanta
56	Oct. 28, 1973 vs. Green Bay
56	Oct. 6, 1957 at Green Bay
54	Oct. 12, 1986 at Green Bay
54	Nov. 20, 1983 at Green Bay
53	Sept. 24, 1950 vs. Pittsburgh

## MOST YARDS GAINED:

426	Nov. 4, 1934 vs. Pittsburgh
377	Nov. 23, 1950 vs. New York Yanks
330	Sept. 7, 1980 at Los Angeles

321	Nov. 9, 1952 at Pittsburgh
306	Sept. 25, 1977 vs. New Orleans

# PASSING

## MOST ATTEMPTS:

50	Oct. 19, 1986 at L.A. Rams
50	Oct. 7, 1984 vs. Denver
49	Dec. 11, 1955 vs. New York
48	Dec. 6, 1987 vs. L.A. Rams
48	Sept. 28, 1986 at Cleveland
47	Oct. 25, 1987 vs. Green Bay
47	Dec. 22, 1985 vs. Chicago
47	Oct. 9, 1977 at Minnesota
47	Oct. 9, 1955 vs. Los Angeles
46	Sept. 21, 1986 vs. Tampa Bay
46	Dec. 4, 1966 at Los Angeles
46	Oct. 30, 1955 vs. San Francisco

## MOST COMPLETIONS:

33	Oct. 25, 1987 vs. Green Bay
33	Sept. 28, 1986 at Cleveland
31	Sept. 21, 1986 vs. Tampa Bay
31	Oct. 19, 1986 at L.A. Rams
29	Dec. 14, 1980 vs. Tampa Bay
27	Oct. 6, 1985 at Green Bay
27	Dec. 2, 1984 at Seattle
27	Nov. 14, 1976 at New Orleans
27	Oct. 9, 1955 vs. Los Angeles
26	Dec. 6, 1987 vs. L.A. Rams
26	Dec. 9, 1978 vs. Minnesota
26	Oct. 9, 1977 at Minnesota

## MOST YARDS GAINED (Net):

375	Sept. 17, 1953 at Pittsburgh
370	Nov. 17, 1957 vs. San Francisco
350	Dec. 9, 1978 vs. Minnesota
347	Nov. 22, 1984 vs. Green Bay
345	Dec. 4, 1950 at Baltimore

## SCORING

### MOST POINTS:

- 52 Oct. 26, 1952  
at Green Bay
- 52 Nov. 22, 1951  
vs. Green Bay
- 49 Nov. 23, 1950  
vs. New York Yanks
- 48 Oct. 19, 1981  
vs. Chicago
- 48 Nov. 14, 1954  
vs. San Francisco
- 48 Sept. 26, 1954  
vs. Chicago Bears
- 48 Nov. 27, 1952  
vs. Green Bay

### MOST TOUCHDOWNS:

- 7 3 times, see previous  
page  
(first 3 games)
- 6 6 times, see above  
(last 4 games above plus  
Nov. 24, 1983 vs. Pitts-  
burgh and Dec. 9, 1978  
vs. Minnesota)

## INTERCEPTIONS

### MOST PASSES INTERCEPTED:

- 8 Sept. 22, 1968  
vs. Chicago
- 7 Sept. 17, 1950  
at Green Bay
- 8 6 times—most recent  
Nov. 4, 1973  
vs. San Francisco

### MOST YARDS GAINED:

- 192 Nov. 18, 1973  
at Chicago (5 int.)
- 142 Nov. 4, 1973  
vs. San Francisco
- 140 Oct. 18, 1970  
at Cleveland (5 int.)
- 130 Oct. 26, 1958  
at Los Angeles
- 128 Oct. 23, 1949  
at Chicago Cards

## TOTAL OFFENSE

### MOST YARDS GAINED:

- 582 Nov. 23, 1950  
vs. New York Yanks
- 539 Nov. 22, 1984  
vs. Green Bay
- 538 Dec. 4, 1950  
at Baltimore
- 517 Dec. 13, 1952  
vs. Dallas
- 515 Nov. 17, 1957  
vs. San Francisco
- 509 Nov. 3, 1963  
at San Francisco

### MOST OFFENSIVE PLAYS:

- 92 Nov. 20, 1983 (OT)  
at Green Bay  
(54 rush, 38 pass)
- 91 Nov. 22, 1953  
at Chicago  
(47 rush, 44 pass)
- 86 Nov. 4, 1984 (OT)  
vs. Philadelphia  
(38 rush, 48 pass)

- 83 Nov. 2, 1952  
vs. Cleveland  
(38 rush, 45 pass)
- 83 Oct. 9, 1948  
vs. Boston  
(38 rush, 45 pass)
- 82 Oct. 11, 1987 (OT)  
at Green Bay  
(42 rush, 40 pass)
- 82 Oct. 12, 1958  
vs. Los Angeles  
(50 rush, 32 pass)

## TOTAL DEFENSE

### LEAST YARDS ALLOWED:

- 14 Sept. 15, 1940  
at Chicago Cardinals
- 24 Nov. 22, 1981  
at Chicago
- 61 Oct. 6, 1963  
vs. San Francisco
- 63 Oct. 28, 1973  
at Green Bay
- 68 Nov. 7, 1965  
at Green Bay
- 69 Nov. 6, 1954  
at Baltimore
- 75 Oct. 28, 1962  
vs. Chicago
- 79 Dec. 9, 1973  
vs. Chicago

## RUSHING

### LEAST YARDS ALLOWED:

- 3 Nov. 9, 1952  
at Pittsburgh
- 22 Nov. 4, 1962  
at Los Angeles
- 25 Dec. 9, 1956  
vs. Pittsburgh
- 29 Oct. 18, 1964  
at Chicago
- 31 Nov. 28, 1963  
vs. Green Bay

## PASSING

### LEAST YARDS ALLOWED:

- 31 Sept. 9, 1978  
at Tampa Bay
- 20 Nov. 22, 1981  
at Chicago
- 10 Oct. 6, 1963  
vs. San Francisco
- 2 Nov. 7, 1965  
at Green Bay
- 0 Nov. 1, 1971  
at Green Bay
- 1 Nov. 2, 1969  
at San Francisco
- 3 Oct. 28, 1973  
vs. Green Bay
- 4 Dec. 19, 1954  
at Cleveland

### MOST QUARTERBACK SACKS:

- 11, 3 times, Nov. 22, 1962 vs. Green  
Bay; Nov. 7, 1965 at Green Bay;  
Nov. 16, 1986 at Philadelphia

### MOST MOST YARDS SACKED:

- 109 Nov. 7, 1965 at Green Bay



## YEAR-BY-YEAR ATTENDANCE

(SINCE 1975 AT PONTIAC SILVERDOME)

Regular Season	Tickets Distributed	Actual	Unused
1975 (7 games)	548,159	513,383	34,776
1976 (7 games)	511,586	481,685	29,901
1977 (7 games)	490,584	459,281	31,303
1978 (8 games)	522,189	499,219	22,970
1979 (8 games)	548,640	520,589	28,051
1980 (8 games)*	644,904	622,593	22,311
1981 (8 games)*	621,674	603,679	17,995
1982 (5 games)	372,647	352,481	20,166
1983 (8 games)	576,132	553,595	22,537
1984 (8 games)	513,648	457,638	56,410
1985 (8 games)	547,385	504,613	42,772
1986 (8 games)	482,635	432,429	50,206
1987 (7 games)	265,751	190,758	74,993
TOTALS	6,645,934	6,191,943	454,391
*Led League			

## LIONS' TOP 20 REGULAR SEASON CROWDS

(ALL AT PONTIAC SILVERDOME — ACTUAL IN-HOUSE CROWDS)

- |                                     |                                     |
|-------------------------------------|-------------------------------------|
| †* 1. 80,444 — Buccaneers, 12/20/81 | †*11. 78,452 — Vikings, 12/17/77    |
| †* 2. 80,291 — Vikings, 9/28/80     | *12. 78,452 — Packers, 10/16/77     |
| 3. 80,027 — Cardinals, 9/21/80      | †*13. 78,392 — Buccaneers, 12/18/83 |
| †* 4. 79,784 — Cowboys, 10/6/75     | †*14. 78,147 — Saints, 10/12/80     |
| †* 5. 79,694 — Cowboys, 11/15/81    | 15. 78,087 — Dolphins, 12/9/79      |
| 6. 79,361 — Jets, 12/6/82           | †*16. 78,042 — Bears, 11/21/76      |
| †* 7. 79,428 — Vikings, 12/12/81    | †*17. 77,919 — Raiders, 9/27/81     |
| †* 8. 79,169 — Vikings, 12/5/83     | †*18. 77,724 — Steelers, 11/24/83   |
| †* 9. 78,845 — 49ers, 11/2/80       | †*19. 77,677 — Colts, 11/16/80      |
| †*10. 78,685 — Vikings, 12/9/78     | *20. 77,292 — Vikings, 9/26/76      |

\*Sellout

†Televised locally

(27 sellouts of 80,638)

## SILVERDOME RECORDS (Since 1975)

### Longest Run from Scrimmage

HORACE KING, 75 yds against Tampa Bay, Nov. 12, 1978 (TD)

### Longest Pass Completion

LEONARD THOMPSON from ERIC HIPPLE, 94 yds against Chicago, Oct. 19, 1981 (TD)

### Longest Punt

TOM SKLADANY, 74 yds against Oakland, Sept. 27, 1981

### Longest Punt Return

EDDIE PAYTON, 87 yds against Minnesota, Dec. 17, 1977 (TD)

### Longest Kickoff Return

JAMES OWENS, 101 yds for San Francisco, Nov. 2, 1980 (TD)

### Longest Interception Return

LAWRENCE TAYLOR, 97 yds for N.Y. Giants, Nov. 25, 1982 (TD)

### Longest Field Goal

ALI HAJI-SHIEKH, 56 yds for N.Y. Giants, Nov. 7, 1983

# LIONS vs. 1988 PRE-SEASON OPPONENTS

(Pre-season games only)

## PHILADELPHIA (13-10-1)

1949	at New Orleans	L	45-14
1950	at Little Rock	W	49-24
1951	at Shreveport	T	17-17
1952	at Little Rock	W	7- 3
1953	at Philadelphia	L	28-17
1954	at Philadelphia	W	17-14
1955	at Dallas	L	14- 8
1956	at Miami	W	31-14
1957	at Toledo	W	34-27
1958	at Norman	L	31-24
1959	at Toledo	W	35-24
1960	at Norman	L	40-10
1961	at Detroit	L	23-14
1964	at Philadelphia	W	17-13
1965	at Philadelphia	L	20-17
1968	at Philadelphia	W	20- 3
1969	at Raleigh	W	23-21
1970	at Detroit	W	31- 7
1971	at Philadelphia	W	49-10
1983	at Philadelphia	L	21-17
1984	at Pontiac	W	17-14
1985	at Philadelphia	L	20-16
1986	at Pontiac	L	9-17
1987	at Philadelphia	W	36- 3

## SEATTLE (2-3-0)

1977	at Seattle	W	16-14
1984	at Pontiac	L	28-24
1985	at Seattle	L	28- 3
1986	at Pontiac	W	30-27
1987	at Seattle	L	10-38

## CLEVELAND (19-10-1)

1950	at Akron	L	35-14
1951	at Detroit	W	21-20
1952	at Syracuse	W	28-21
1953	at Detroit	T	24-24
1954	at Dallas	W	56-31
1955	at Cleveland	W	19- 3
1956	at Detroit	W	17- 0
1956	at Akron	W	31-14

1957	at Detroit	W	20-10
	at Cleveland	L	23- 7
1958	at Detroit	W	17- 7
	at Cleveland	L	41- 7
1959	at Akron	W	9- 3
	at Detroit	W	31-28
1960	at Detroit	L	28-14
	at Cleveland	L	14-10
1961	at Detroit	W	35- 7
	at Cleveland	W	35-17
1962	at Detroit	L	17-14
1963	at Detroit	W	24-10
1964	at Detroit	L	35-14
1965	at Detroit	L	28-14
1972	at Ann Arbor	W	34- 7
1973	at Cleveland	W	16-13
1974	at Detroit	W	21- 7
1975	at Cleveland	W	27-24
1977	at Pontiac	W	24-20
1978	at Cleveland	L	14-10
1979	at Pontiac	W	21-10
1982	at Pontiac	L	17-16

## CINCINNATI (8-10-0)

1970	at Cincinnati	W	31-14
1971	at Detroit	L	31-24
1972	at Cincinnati	L	28-20
1973	at Detroit	L	17-10
1974	at Cincinnati	L	27-14
1975	at Pontiac	L	22-14
1976	at Cincinnati	L	26-14
1977	at Pontiac	L	17-13
1978	at Cincinnati	W	14-10
1979	at Pontiac	L	40-28
1980	at Cincinnati	W	15-10
1981	at Pontiac	L	30-20
1982	at Cincinnati	W	27-23
1983	at Pontiac	W	34- 7
1984	at Cincinnati	L	35-14
1985	at Pontiac	W	31-17
1986	at Cincinnati	W	30-20
1987	at Pontiac	W	23- 9

## LIONS' LONGEVITY LOG

RANK	PLAYER	YEARS	GAMES	RANK	PLAYER	YEARS	GAMES
1	Wayne Walker	15	200	11	Jim Gibbons	11	140
2	Dick LeBeau	14	185	13	Ed Flanagan	10	139
3	Leonard Thompson	12	175	14	Bob Kowalkowski	11	138
4	Paul Naumoff	12	168	15	Charlie Weaver	10	135
4	Darris McCord	13	168	16	John Gordy	10	134
6	Larry Hand	13	164	17	Yale Lary	11	133
7	Alex Karras	12	161	18	Doug English	10	131
8	Joe Schmidt	13	154	19	Charlie Sanders	10	128
9	Dexter Bussey	11	150	20	Jim Martin	11	126
10	William Gay	10	146	21	Horace King	9	123
11	Lem Barney	11	140	22	Rockne Freitas	10	121

# LIONS' PRE-SEASON RESULTS

(1949-1987)

## 1949 (3-2-0)

NY Bulldogs at Hershey W 21-10  
Pittsburgh at Roanoke W 41-21  
Philadelphia at New Orleans L 14-45  
Washington at Denver L 31-7  
NY Giants at Minneapolis W 21-6

## 1950 (2-3-0)

at Pittsburgh L 17-14  
Cleveland at Akron L 35-14  
Washington at Dallas L 28-24  
Philadelphia at Little Rock W 49-24  
Chicago Cards at Birmingham W 24-16

## 1951 (4-1-1)

NY Giants at Dallas W 31-21  
Philadelphia at Shreveport T 17-17  
Washington at Amarillo L 10-7  
Cleveland at DETROIT W 21-20  
Chicago Cards at San Antonio W 21-7  
NY Yanks at Houston W 28-14

## 1952 (6-0-0)

Chicago Cards at Amarillo W 28-13  
Philadelphia at Little Rock W 7-3  
NY Giants at DETROIT W 33-17  
Cleveland at Syracuse W 28-21  
at Dallas W 21-14  
Washington at Norman W 45-7

## 1953 (4-1-1)

All-Stars at Chicago W 24-10  
Pittsburgh at Syracuse W 16-13  
NY Giants at Dallas W 38-7  
Cleveland at DETROIT T 24-24  
Washington at Buffalo W 31-7  
at Philadelphia L 28-17

## 1954 (6-0-0)

All-Stars at Chicago W 31-6  
at Philadelphia W 17-14  
Washington at DETROIT W 37-7  
NY Giants at Norman W 28-13  
Cleveland at Dallas W 56-31  
Pittsburgh at Buffalo W 42-14

## 1955 (4-2-0)

Philadelphia at Dallas L 14-8  
Washington at Mobile W 17-14  
Chicago Cards at St. Louis L 17-16  
Pittsburgh at Miami W 24-0  
at Cleveland W 19-3  
NY Giants at DETROIT W 27-17

## 1956 (4-2-0)

Pittsburgh at Toledo W 20-15  
Chicago Cards at Mobile L 20-17  
Philadelphia at Miami W 31-14  
Cleveland at DETROIT W 17-0  
Cleveland at Akron W 31-14  
Washington at Buffalo L 19-17

## 1957 (3-3-0)

Cleveland at DETROIT W 20-10  
Philadelphia at Toledo W 34-27  
Washington at Birmingham W 31-14  
Pittsburgh at Buffalo L 20-14  
at Cleveland L 23-7  
NY Giants at DETROIT L 17-0

## 1958 (2-4-0)

All-Stars at Chicago L 35-19  
Cleveland at DETROIT W 17-7  
NY Giants at DETROIT W 26-7  
Chicago Bears at Dallas W 24-17  
Philadelphia at Norman L 31-24  
at Cleveland L 41-7

## 1959 (4-2-1)

Los Angeles at Boulder T 20-20  
Chicago Cards at Norman L 21-19  
Cleveland at Akron W 9-3  
NY Giants at DETROIT L 38-0  
Philadelphia at Toledo W 35-24  
Cleveland at DETROIT W 31-28  
Washington at DETROIT W 31-14

## 1960 (2-3-1)

Cleveland at DETROIT L 28-14  
St. Louis at Toledo W 24-21  
Pittsburgh at DETROIT W 13-7  
Philadelphia at Norman L 40-10  
NY Giants at New Haven T 16-16  
at Cleveland L 14-10

## 1961 (4-1-0)

Cleveland at DETROIT W 35-7  
at Pittsburgh W 17-14  
Philadelphia at DETROIT L 23-14  
St. Louis at DETROIT W 20-7  
at Cleveland W 35-17

## 1962 (4-1-0)

Cleveland at DETROIT L 17-14  
Dallas at Cleveland W 35-24  
Pittsburgh at DETROIT W 26-20  
St. Louis at Omaha W 19-14  
at St. Louis W 14-0

## 1963 (2-3-0)

Cleveland at DETROIT W 24-10  
New York at Cleveland L 24-21  
St. Louis at Omaha W 22-17  
Pittsburgh at DETROIT L 22-7  
Dallas at New Orleans L 27-17

## 1964 (3-1-1)

Washington at Charlotte W 28-27  
Baltimore at DETROIT T 28-28  
at Philadelphia W 17-13  
Cleveland at DETROIT L 35-14  
New York at Cleveland W 24-10

## 1965 (1-4-0)

at Philadelphia L 20-17  
Baltimore at DETROIT L 23-3  
Cleveland at DETROIT L 28-14  
New York at Cleveland W 25-21  
Washington at Canton L 20-3

## 1966 (0-4-1)

Minnesota at New Orleans T 6-6  
St. Louis at DETROIT L 28-14  
New York at New Haven L 17-7  
Dallas at Tulsa L 20-10  
Baltimore at DETROIT L 20-0

## 1967 (3-2-0)

at Denver L 13-7  
Buffalo at DETROIT W 19-17  
at San Diego W 38-17  
Baltimore at DETROIT L 14-5  
at St. Louis W 21-7

**1968 (2-3-0)**

at Buffalo L 13-9  
 at Philadelphia W 20-3  
 Baltimore at DETROIT W 14-7  
 at Washington L 16-10  
 New York Jets at Cleveland L 9-6

**1969 (5-1-0)**

at Kansas City L 38-13  
 Buffalo at DETROIT W 24-12  
 Boston at Montreal W 22-9  
 Washington at Tampa W 21-20  
 Philadelphia at Raleigh W 23-21  
 New Orleans at DETROIT W 42-7

**1970 (4-2-0)**

Kansas City at DETROIT L 30-17  
 at Buffalo W 22-6  
 at New Orleans W 31-17  
 Philadelphia at DETROIT W 31-7  
 Baltimore at Raleigh L 20-14  
 at Cincinnati W 31-14

**1971 (3-3-0)**

New York Jets at Tampa W 28-24  
 Cincinnati at DETROIT L 31-24  
 Baltimore at Ann Arbor W 23-20  
 at Miami L 28-24  
 Buffalo at DETROIT L 31-17  
 at Philadelphia W 49-10

**1972 (4-2-0)**

Miami at DETROIT W 31-23  
 at Cincinnati L 28-30  
 Cleveland at Ann Arbor W 34-7  
 Washington at DETROIT W 23-10  
 Baltimore at Tampa W 24-17  
 at New England L 34-30

**1973 (4-2-0)**

at Washington W 17-14  
 at Kansas City W 17-16  
 Baltimore at Memphis L 32-28  
 Cincinnati at DETROIT L 17-10  
 at Cleveland W 18-13  
 New England at DETROIT W 34-21

**1974 (2-4-0)**

at Kansas City L 20-12  
 at Baltimore W 6-3  
 Oakland at DETROIT L 41-10  
 at Cincinnati L 27-14  
 at Buffalo L 28-7  
 Cleveland at DETROIT W 21-7

**1975 (2-4-0)**

Oakland at Berkeley L 34-0  
 at Miami L 20-14  
 Kansas City at PONTIAC W 27-24  
 at Washington L 34-13  
 Cincinnati at PONTIAC L 22-14  
 at Cleveland W 27-24

**1976 (3-4-0)**

Denver at Canton L 10-7  
 Buffalo at PONTIAC W 20-17  
 Miami at PONTIAC L 30-21  
 at Cincinnati L 26-14  
 Dallas at Memphis L 36-16  
 at Kansas City W 23-21  
 Baltimore at PONTIAC W 24-9

**1977 (3-3-0)**

Kansas City at PONTIAC W 17-0  
 at Buffalo L 17-10  
 Cincinnati at PONTIAC L 17-13  
 at Seattle W 16-14  
 at Baltimore L 21-10  
 Cleveland at PONTIAC W 24-20

**1978 (2-2-0)**

Buffalo at PONTIAC W 28-20  
 at Cincinnati W 14-10  
 at Cleveland L 14-10  
 Baltimore at PONTIAC L 13-7

**1979 (2-2-0)**

Cincinnati at PONTIAC L 40-28  
 at Buffalo W 34-13  
 Cleveland at PONTIAC W 21-10  
 at Baltimore L 17-7

**1980 (3-1-0)**

at Miami L 17-7  
 Buffalo at PONTIAC W 24-17  
 New Orleans at PONTIAC W 40-17  
 at Cincinnati W 15-10

**1981 (1-3-0)**

at Buffalo W 21-14  
 Cincinnati at PONTIAC L 30-20  
 Miami at PONTIAC L 31-27  
 at New Orleans L 20-17 (O)

**1982 (2-2-0)**

Cleveland at PONTIAC L 17-16  
 Oakland at PONTIAC W 30-16  
 at Cincinnati W 27-23  
 at Buffalo L 13-10

**1983 (2-2-0)**

at Philadelphia L 21-17  
 at Kansas City W 17-13  
 Buffalo at PONTIAC L 17-16  
 Cincinnati at PONTIAC W 34-7

**1984 (2-2-0)**

Philadelphia at PONTIAC W 17-14  
 Seattle at PONTIAC L 28-24  
 at Buffalo W 17-12  
 at Cincinnati L 35-14

**1985 (1-2-1)**

Buffalo at PONTIAC T 10-10  
 at Seattle L 28-3  
 Cincinnati at PONTIAC W 31-17  
 at Philadelphia L 20-16

**1986 (2-2-0)**

Philadelphia at PONTIAC L 17-9  
 Seattle at PONTIAC W 30-27  
 at Indianapolis L 20-13  
 at Cincinnati W 30-20

**1987 (2-2-0)**

Indianapolis at PONTIAC L 22-19  
 Cincinnati at PONTIAC W 23-9  
 at Seattle L 38-10  
 at Philadelphia W 36-3



# LIONS' ALL-TIME SCORES, DATES, ATTENDANCE

## (YEAR-BY-YEAR)

†Overtime

\*HOME GAME

(M) Milwaukee

### 1934 (10-3-0) 2nd

#### GEORGE "POTSY" CLARK, COACH

Date	Opponent	Crowd	W-L-T	Score
9-23	New York	12,000*	W	9-0
9-30	Cardinals	18,000	W	6-0
10-7	Green Bay	7,500	W	3-0
10-14	Philadelphia	9,860	W	10-0
10-17	Boston	12,000*	W	24-0
10-21	Brooklyn	11,000*	W	28-0
10-28	Cin.-St. Louis	4,800	W	38-0
11-4	Pittsburgh	6,000*	W	40-7
11-11	Cardinals	11,000*	W	17-13
11-18	Cin.-St. Louis	15,000*	W	40-7
11-25	Green Bay	12,000*	L	0-3
11-29	Chicago	26,000*	L	16-19
12-2	Chicago	34,412	L	7-10

### 1935 (7-3-2) 1st

#### GEORGE "POTSY" CLARK, COACH

9-20	Philadelphia	12,000*	W	35-0
9-29	Cardinals	8,200*	T	10-10
10-6	Brooklyn	12,000	L	10-12
10-13	Boston	18,737	W	17-7
10-20	Green Bay (M)	9,500	L	9-13
10-30	Boston	17,000*	W	14-0
11-3	Cardinals	5,000	W	7-6
11-10	Green Bay	1,200	L	7-31
11-17	Green Bay	12,000*	W	20-10
11-24	Chicago	14,624	T	20-20
11-28	Chicago	18,000*	W	14-2
12-1	Brooklyn	15,000*	W	28-0

### WORLD CHAMPIONSHIP

12-15	New York	15,000*	W	26-7
-------	----------	---------	---	------

### 1936 (8-4-0) 3rd

#### GEORGE "POTSY" CLARK, COACH

9-27	Cardinals	15,000*	W	39-0
10-11	Philadelphia	15,000	W	23-0
10-14	Brooklyn	8,000	W	14-7
10-18	Green Bay	13,500	L	18-20
10-25	Chicago	27,424	L	10-12
11-1	New York	25,000	L	7-14
11-8	Pittsburgh	20,000*	W	28-3
11-15	New York	20,000*	W	38-0
11-22	Cardinals	7,579	W	14-7
11-26	Chicago	22,000*	W	13-7
11-29	Green Bay	22,000*	L	17-26
12-6	Brooklyn	10,000*	W	14-6

### 1937 (7-4-0) 2nd

#### EARL "DUTCH" CLARK, COACH

9-19	Cardinals	17,000*	W	16-7
10-3	Green Bay	17,553	L	6-26
10-10	Pittsburgh	16,000*	W	7-3
10-17	Brooklyn	18,000*	W	30-0
10-24	Chicago	34,530	L	20-28
10-31	Green Bay	23,000*	L	13-14
11-7	Cleveland	24,800	W	28-0
11-14	New York	35,000	W	17-0
11-21	Cardinals	8,576	W	16-7
11-25	Chicago	24,173*	L	0-13
12-5	Cleveland	15,500*	W	27-7

### 1938 (7-4-0) 2nd

#### EARL "DUTCH" CLARK, COACH

Date	Opponent	Crowd	W-L-T	Score
9-9	Pittsburgh	17,000*	W	16-7
10-2	Cleveland	8,012	L	17-21
10-9	Green Bay	21,968	W	17-7
10-16	Washington	42,855*	L	5-7
10-23	Cardinals	17,917*	W	10-0
10-30	Chicago	24,356	W	13-7
11-6	Cleveland	30,140*	W	6-0
11-13	Green Bay	45,139*	L	7-28
11-20	Cardinals	8,279	W	7-3
11-24	Chicago	26,200*	W	14-7
12-4	Philadelphia	19,000*	L	7-21

### 1939 (6-5-0) 3rd

#### GUS HENDERSON, COACH

9-10	Cardinals	15,075*	W	21-13
9-24	Brooklyn	15,515*	W	27-7
10-1	Cardinals	11,000	W	17-3
10-15	Cleveland	30,096*	W	15-7
10-22	Green Bay	22,558	L	7-26
10-29	Chicago	30,903	W	10-0
11-5	New York	47,492*	W	18-14
11-12	Chicago	42,684*	L	13-23
11-19	Cleveland	28,142	L	3-14
11-26	Washington	36,183	L	7-31
12-3	Green Bay	30,699*	L	7-12

### 1940 (5-5-1) 3rd

#### GEORGE "POTSY" CLARK, COACH

9-15	Cardinals	18,048	T	0-0
9-22	Pittsburgh	15,310*	L	7-10
9-29	Cleveland	15,347*	W	6-0
10-6	Cardinals	20,619*	W	43-14
10-13	Chicago	34,217	L	0-7
10-20	Green Bay	21,001	W	23-14
10-27	Washington	28,909*	L	14-20
11-3	Cleveland	18,881	L	0-24
11-10	Chicago	21,735*	W	17-14
11-17	Philadelphia	6,327	W	21-0
11-24	Green Bay	26,019*	L	7-50

### 1941 (4-6-1) 3rd

#### WILLIAM "BILL" EDWARDS, COACH

9-14	Green Bay	16,734	L	0-23
9-21	Brooklyn	18,269	L	7-14
9-27	Cardinals	15,458	T	14-14
10-14	Cleveland	26,481*	W	17-7
10-19	Chicago	29,980	L	0-49
10-26	Green Bay	30,269*	L	7-24
11-2	Cleveland	10,554	W	14-0
11-9	New York	27,875	L	13-20
11-16	Philadelphia	16,306*	W	21-17
11-23	Chicago	28,657*	L	7-24
11-30	Cardinals	17,501*	W	21-3

**1942 (0-11-0) 5th****WILLIAM "BILL" EDWARDS, COACH**

Date	Opponent	Crowd	W-L-T	Score
9-20	Cardinals	14,742	L	0-13
9-27	Cleveland	14,646*	L	0-14
10- 4	Brooklyn	12,598*	L	7-28

**JOHN KARCIS, COACH**

10-11	Green Bay (M)	19,500	L	7-38
10-18	Cardinals	14,100*	L	0- 7
10-25	Green Bay	19,097*	L	7-28
11- 1	Chicago	12,205	L	0-16
11- 8	Pittsburgh	16,675*	L	7-35
11-15	Cleveland	4,029	L	7-27
11-22	Chicago	17,348*	L	0-42
11-29	Washington	6,044*	L	3-15

**1943 (3-6-1) 3rd****CHARLES "GUS" DORAIS, COACH**

9-19	Cardinals	23,408*	W	35-17
9-26	Brooklyn	23,768*	W	27-20
10- 3	Chicago	48,118*	L	21-27
10-10	Green Bay	21,395	L	14-35
10-17	Cardinals	15,072	W	7- 0
10-24	Green Bay	41,463*	L	6-27
10-31	Chicago	25,187	L	14-35
11- 7	New York	16,992*	T	0- 0
11-14	Washington	35,540	L	20-42
11-21	Phil.-Pitt.	23,338	L	34-35

**1944 (6-3-1) 2nd****CHARLES "GUS" DORAIS, COACH**

10- 1	Green Bay (M)	18,556	L	6-27
10- 8	Brooklyn	15,702	W	19-14
10-15	Cleveland	21,115*	L	17-20
10-22	Chicago	23,835	T	21-21
10-29	Green Bay	30,844*	L	0-14
11- 5	Card.-Pitt.	17,743	W	27- 6
11-12	Card.-Pitt.	13,239*	W	21- 7
11-19	Chicago	21,960*	W	41-21
11-26	Cleveland	7,462	W	26-14
12- 3	Boston	15,027*	W	38- 7

**1945 (7-3-0) 2nd****CHARLES "GUS" DORAIS, COACH**

9-23	Cardinals	5,461	W	10- 0
10- 7	Green Bay (M)	20,463	L	21-57
10-14	Philadelphia	22,580*	W	28-24
10-21	Cardinals	32,644	W	26- 0
10-28	Chicago	37,260*	W	16-10
11- 4	Boston	17,631	W	10- 9
11-11	Chicago	24,798	W	35-28
11-18	New York	38,215	L	14-35
11-22	Cleveland	40,017*	L	21-28
12- 2	Green Bay	23,468*	W	14- 3

**1946 (1-10-0) 5th****CHARLES "GUS" DORAIS, COACH**

9-30	Cardinals	14,667	L	14-34
10- 6	Washington	33,569	L	16-17
10-13	Cardinals	21,939*	L	14-36
10-20	Los Angeles	27,928	L	14-35
10-27	Green Bay (M)	17,073	L	7-10
11- 3	Los Angeles	34,447*	L	20-41
11-10	Pittsburgh	13,621*	W	27- 7
11-17	Green Bay	21,055*	L	0- 9
11-24	Chicago	24,270	L	6-42
11-28	Boston	13,010*	L	10-34
12- 8	Chicago	19,579*	L	24-45

**1947 (3-9-0) 5th****CHARLES "GUS" DORAIS, COACH**

Date	Opponent	Crowd	W-L-T	Score
9-21	Pittsburgh	34,681	L	10-17
9-28	Cardinals	22,245	L	21-45
10- 5	Boston	16,097	W	21- 7
10-12	Los Angeles	42,955*	L	13-27
10-19	Chicago	31,960	L	24-33
10-26	Green Bay	23,100	L	17-34
11- 2	New York	28,812*	W	35- 7
11- 9	Cardinals	25,296*	L	7-17
11-16	Washington	17,003*	W	38-21
11-23	Los Angeles	17,693	L	17-28
11-27	Chicago	27,214*	L	14-34
12- 7	Green Bay	14,055*	L	14-35

**1948 (2-10-0) 5th****ALVIN "BO" McMILLIN, COACH**

9-22	Los Angeles	12,941	L	7-44
10- 3	Green Bay	21,403	L	21-33
10- 9	Boston	18,747*	L	14-17
10-17	Chicago	35,425	L	0-28
10-24	Los Angeles	17,444*	L	27-34
10-31	Green Bay	15,045*	W	24-20
11- 7	Cardinals	22,311	L	20-56
11-14	Washington	32,528	L	21-46
11-21	Pittsburgh	13,646*	W	17-14
11-25	Cardinals	22,099*	L	14-28
12- 5	Chicago	25,781*	L	14-42
12-12	Philadelphia	15,322	L	21-45

**1949 (4-8-0) 4th****ALVIN "BO" McMILLIN, COACH**

9-23	Los Angeles	17,878	L	24-27
10- 3	Philadelphia	20,163*	L	14-22
10- 8	Pittsburgh	21,594	L	7-14
10-16	Los Angeles	19,839*	L	10-21
10-23	Cardinals	19,490	W	24- 7
10-30	Green Bay (M)	6,177	L	14-16
11- 6	Cardinals	19,465*	L	19-42
11-13	Chicago	32,716	L	24-27
11-20	New York	14,661	W	45-21
11-24	Chicago	22,912*	L	7-28
12- 4	NY Bulldogs	11,956*	W	28-27
12-11	Green Bay	9,722*	W	21- 7

**1950 (6-6-0) 4th****ALVIN "BO" McMILLIN, COACH**

9-17	Green Bay	20,285	W	45- 7
9-24	Pittsburgh	19,600*	W	10- 7
10- 2	NY Yanks	11,096	L	21-44
10- 8	S. Francisco	26,000*	W	24- 7
10-15	Los Angeles	28,000*	L	28-30
10-22	S. Francisco	26,252	L	27-38
10-29	Los Angeles	21,700	L	24-65
11- 5	Chicago	32,000*	L	21-35
11-19	Green Bay	18,000*	W	24-21
11-23	NY Yanks	28,000*	W	49-14
12- 3	Baltimore	12,058	W	45-21
12-10	Chicago	34,604	L	3- 6

**1951 (7-4-1) 2nd****RAYMOND "BUDDY" PARKER, COACH**

9-30	Washington	27,831*	W	35-17
10- 7	NY Yanks	24,194*	W	37-10
10-14	Los Angeles	50,567*	L	21-27
10-21	NY Yanks	21,807*	T	24-24
10-28	Chicago	34,778*	L	23-28
11- 4	Green Bay	18,165	W	24-17
11-11	Chicago	43,709	W	41-28
11-18	Philadelphia	25,098	W	28-10
11-22	Green Bay	32,247*	W	52-35
12- 2	S. Francisco	45,757*	L	10-20
12- 9	Los Angeles	52,937	W	24-22
12-16	S. Francisco	26,465	L	17-21

continued

## 1952 (9-3-0) 1st

### RAYMOND "BUDDY" PARKER, COACH

Date	Opponent	Crowd	W-L-T	Score
9-28	S. Francisco	54,761	L	3-17
10-3	Los Angeles	42,743	W	17-14
10-12	S. Francisco	56,822*	L	0-28
10-19	Los Angeles	40,152*	W	24-16
10-26	Green Bay	24,656	W	52-17
11-2	Cleveland	56,029*	W	17-6
11-9	Pittsburgh	26,170	W	31-6
11-16	Dallas, Tex.	33,304*	W	43-13
11-23	Chicago	37,508	L	23-24
11-27	Green Bay	39,101*	W	48-24
12-7	Chicago	50,410*	W	45-21
12-13	Dallas, Tex.	12,252	W	41-6

### PLAYOFF

12-21	Los Angeles	47,645*	W	31-21
-------	-------------	---------	---	-------

### WORLD CHAMPIONSHIP

12-28	Cleveland	50,934	W	17-7
-------	-----------	--------	---	------

## 1953 (10-2-0) 1st

### RAYMOND "BUDDY" PARKER, COACH

9-27	Pittsburgh	44,587*	W	38-21
10-3	Baltimore	25,159	W	27-17
10-11	S. Francisco	58,079*	W	24-21
10-18	Los Angeles	55,772*	L	19-31
10-25	S. Francisco	54,862	W	14-10
11-1	Los Angeles	93,751	L	24-37
11-7	Baltimore	46,508*	W	17-7
11-15	Green Bay	20,834	W	14-7
11-22	Chicago	36,165	W	20-16
11-26	Green Bay	52,547*	W	34-15
12-6	Chicago	58,056*	W	13-7
12-13	New York	28,390	W	27-16

### WORLD CHAMPIONSHIP

12-27	Cleveland	54,577*	W	17-16
-------	-----------	---------	---	-------

## 1954 (9-2-1) 1st

### RAYMOND "BUDDY" PARKER, COACH

9-26	Chicago	52,343*	W	48-23
10-10	Los Angeles	56,523*	W	21-3
10-16	Baltimore	48,272*	W	35-0
10-24	S. Francisco	60,500	L	31-37
10-31	Los Angeles	74,342	W	27-24
11-6	Baltimore	25,287	W	27-3
11-14	S. Francisco	58,431*	W	48-7
11-21	Green Bay	20,767	W	21-17
11-25	Green Bay	55,532*	W	28-24
12-5	Philadelphia	54,939*	T	13-13
12-12	Chicago	37,240	L	24-28
12-19	Cleveland	34,168	W	14-10

### WORLD CHAMPIONSHIP

12-26	Cleveland	43,827	L	10-56
-------	-----------	--------	---	-------

## 1955 (3-9-0) 6th

### RAYMOND "BUDDY" PARKER, COACH

9-27	Green Bay	22,217	L	17-20
10-1	Baltimore	40,030	L	13-28
10-9	Los Angeles	54,836*	L	10-17
10-16	S. Francisco	51,438*	L	24-27
10-23	Los Angeles	68,690	L	13-24
10-30	S. Francisco	47,431	L	21-38
11-5	Baltimore	53,874*	W	24-14
11-13	Pittsburgh	34,441	W	31-28
11-20	Chicago	53,610*	L	14-24
11-24	Green Bay	51,685*	W	24-10
12-4	Chicago	39,388	L	20-21
12-11	New York	45,929*	L	19-24

## 1956 (9-3-0) 2nd

### RAYMOND "BUDDY" PARKER, COACH

9-30	Green Bay	24,668	W	20-16
10-6	Baltimore	42,622	W	31-14
10-14	Los Angeles	56,281*	W	24-21
10-21	S. Francisco	55,662*	W	20-17
10-28	Los Angeles	76,758	W	16-7

Date	Opponent	Crowd	W-L-T	Score
11-4	S. Francisco	46,708	W	17-13
11-11	Washington	28,003	L	17-18
11-18	Baltimore	55,788*	W	27-3
11-22	Green Bay	54,087*	L	20-24
12-2	Chicago	57,024*	W	42-10
12-9	Pittsburgh	52,124*	W	45-7
12-16	Chicago	49,086	L	21-38

## 1957 (8-4-0) 1st

### GEORGE W. WILSON, COACH

9-29	Baltimore	40,112	L	14-34
10-6	Green Bay	32,132	W	24-14
10-13	Los Angeles	55,914*	W	10-7
10-20	Baltimore	55,764*	W	31-27
10-27	Los Angeles	77,314	L	17-35
11-3	S. Francisco	59,702	L	31-35
11-10	Philadelphia	29,302	W	27-16
11-17	S. Francisco	56,915*	W	31-10
11-24	Chicago	55,769*	L	7-27
11-28	Green Bay	54,301*	W	18-6
12-8	Cleveland	55,814*	W	20-7
12-15	Chicago	41,088	W	21-13

### PLAYOFF

12-22	San Francisco	60,118	W	31-27
-------	---------------	--------	---	-------

### WORLD CHAMPIONSHIP

12-29	Cleveland	55,263*	W	59-14
-------	-----------	---------	---	-------

## 1958 (4-7-1) 5th

### GEORGE W. WILSON, COACH

9-28	Baltimore	48,377	L	15-28
10-5	Green Bay	32,035	T	13-13
10-12	Los Angeles	55,648*	L	28-42
10-19	Baltimore	55,190*	L	14-40
10-26	Los Angeles	81,703	W	41-24
11-2	S. Francisco	59,213	L	21-24
11-9	Cleveland	75,363	W	30-10
11-16	S. Francisco	54,523*	W	35-21
11-23	Chicago	55,280*	L	7-20
11-27	Green Bay	50,971*	W	24-14
12-7	New York	50,115*	L	17-19
12-14	Chicago	38,346	L	16-21

## 1959 (3-8-1) 5th

### GEORGE W. WILSON, COACH

9-29	Baltimore	55,588	L	9-21
10-4	Green Bay	32,150	L	10-28
10-11	Baltimore	54,197*	L	24-31
10-18	S. Francisco	52,585*	L	13-34
10-25	Los Angeles	74,288	W	17-7
11-1	S. Francisco	59,064	L	7-33
11-8	Pittsburgh	24,614	T	10-10
11-15	Los Angeles	52,217*	W	23-17
11-22	Chicago	54,059*	L	14-24
11-26	Green Bay	49,221*	L	17-24
12-6	Cardinals	45,811*	W	45-21
12-13	Chicago	40,890	L	14-25

## 1960 (7-5-0) 2nd

### GEORGE W. WILSON, COACH

10-2	Green Bay	32,150	L	9-28
10-9	S. Francisco	49,825*	L	10-14
10-16	Philadelphia	38,065	L	10-28
10-23	Baltimore	53,854*	W	30-17
10-30	Los Angeles	53,295	L	35-48
11-6	S. Francisco	48,447	W	20-0
11-13	Los Angeles	54,019*	W	12-10
11-20	Chicago	46,267	L	7-28
11-24	Green Bay	54,123*	W	23-10
12-4	Baltimore	57,808	W	20-15
12-11	Dallas	43,272*	W	23-14
12-18	Chicago	51,017*	W	36-0

### RUNNER-UP

1-7	Cleveland	34,981	W	17-16
-----	-----------	--------	---	-------

**1961 (8-5-1) 2nd****GEORGE W. WILSON, COACH**

Date	Opponent	Crowd	W-L-T	Score
9-17	Green Bay (M)	44,307	W	17-13
9-24	Baltimore	54,259	W	16-15
10-1	S. Francisco	53,155*	L	0-49
10-8	Chicago	50,521*	L	17-31
10-15	Los Angeles	45,873*	W	14-13
10-22	Baltimore	53,016*	L	14-17
10-29	Los Angeles	49,123	W	28-10
11-5	S. Francisco	56,878	T	20-20
11-12	St. Louis	20,320	W	45-14
11-19	Minnesota	32,296	W	37-10
11-23	Green Bay	55,662*	L	9-17
12-3	Chicago	47,394	W	16-15
12-10	Minnesota	42,655*	W	13-7
12-17	Philadelphia	44,231*	L	24-27

**RUNNER-UP**

1-6	Philadelphia	25,612	W	38-10
-----	--------------	--------	---	-------

**1962 (11-3-0) 2nd****GEORGE W. WILSON, COACH**

9-16	Pittsburgh	46,841*	W	45-7
9-23	S. Francisco	51,032*	W	45-24
9-30	Baltimore	57,966	W	29-20
10-7	Green Bay	38,669	L	7-9
10-14	Los Angeles	53,714*	W	13-10
10-21	New York	62,856	L	14-17
10-28	Chicago	53,342*	W	11-3
11-4	Los Angeles	44,241	W	12-3
11-11	S. Francisco	43,449	W	38-24
11-18	Minnesota	31,257	W	17-6
11-22	Green Bay	57,598*	W	26-14
12-2	Baltimore	53,012*	W	21-14
12-9	Minnesota	42,256*	W	37-23
12-16	Chicago	44,948	L	0-3

**RUNNER-UP**

1-6	Pittsburgh	36,284	W	17-10
-----	------------	--------	---	-------

**1963 (5-8-1) 4th****GEORGE W. WILSON, COACH**

9-14	Los Angeles	49,342	W	23-2
9-22	Green Bay (M)	45,912	L	10-31
9-29	Chicago	55,400*	L	21-37
10-6	S. Francisco	44,088*	W	26-3
10-13	Dallas	27,264	L	14-17
10-20	Baltimore	51,901*	L	21-25
10-27	Minnesota	44,509*	W	28-10
11-3	S. Francisco	33,511	W	45-7
11-10	Baltimore	59,758	L	21-24
11-17	Los Angeles	44,951*	L	21-28
11-24	Minnesota	28,763	L	31-34
11-28	Green Bay	54,016*	T	13-13
12-8	Cleveland	51,382*	W	38-10
12-15	Chicago	45,317	L	14-24

**1964 (7-5-2) 4th****GEORGE W. WILSON, COACH**

9-13	S. Francisco	33,204	W	26-17
9-19	Los Angeles	52,001	T	17-17
9-28	Green Bay	59,203*	L	10-14
10-4	New York	54,836*	W	26-3
10-11	Minnesota	40,840	W	24-20
10-18	Chicago	47,567	W	10-0
10-25	Baltimore	57,814*	L	0-34
11-1	Los Angeles	52,064*	W	37-17
11-8	Green Bay	42,327	L	7-30
11-15	Cleveland	83,064	L	21-37
11-22	Minnesota	46,291*	T	23-23
11-26	Chicago	52,231*	L	24-27
12-6	Baltimore	60,213	W	31-14
12-13	S. Francisco	41,854*	W	24-7

**1965 (6-7-1) 6th****HARRY GILMER, COACH**

Date	Opponent	Crowd	W-L-T	Score
9-19	Los Angeles	46,941*	W	20-0
9-26	Minnesota	46,826	W	31-29
10-3	Washington	52,627*	W	14-10
10-10	Baltimore	60,238	L	7-31
10-17	Green Bay	56,712*	L	21-31
10-24	Chicago	45,658	L	10-38
10-31	Los Angeles	35,137	W	31-7
11-7	Green Bay	50,852	W	12-7
11-14	S. Francisco	54,534*	L	21-27
11-21	Chicago	51,499*	L	10-17
11-25	Baltimore	55,036*	T	24-24
12-5	S. Francisco	38,463	L	14-17
12-12	Minnesota	45,420*	L	7-29
12-19	Philadelphia	56,718	W	35-28

**1966 (4-9-1) 6th****HARRY GILMER, COACH**

9-11	Chicago	52,225*	W	14-3
9-18	Pittsburgh	35,473	L	3-17
9-25	Atlanta	47,615*	W	28-10
10-2	Green Bay	50,861	L	14-23
10-9	Los Angeles	52,793*	L	7-14
10-16	Baltimore	60,238	L	14-45
10-23	S. Francisco	36,745	L	24-27
10-30	Green Bay	56,954*	L	7-31
11-6	Chicago	47,041	T	10-10
11-13	Minnesota	43,939	W	32-31
11-20	Baltimore	52,383*	W	20-14
11-24	S. Francisco	53,189*	L	14-41
12-4	Los Angeles	40,039	L	3-23
12-11	Minnesota	43,022*	L	16-28

**1967 (5-7-2) 3rd****JOE SCHMIDT, COACH**

9-17	Green Bay	50,861	T	17-17
9-24	Cleveland	57,383*	W	31-14
10-1	St. Louis	43,821	L	28-38
10-8	Green Bay	57,877*	L	17-27
10-15	Chicago	46,024	L	3-14
10-22	Atlanta	50,601*	W	24-3
10-29	S. Francisco	37,990	W	45-3
11-5	Chicago	55,606*	L	13-27
11-12	Minnesota	40,032	T	10-10
11-19	Baltimore	60,238	L	7-14
11-23	Los Angeles	54,389*	L	7-31
12-3	Pittsburgh	47,713*	L	14-24
12-10	New York	63,011	W	30-7
12-17	Minnesota	44,874*	W	14-3

**1968 (4-8-2) 4th****JOE SCHMIDT, COACH**

9-15	Dallas	61,382	L	13-59
9-22	Chicago	50,688*	W	42-0
9-29	Green Bay	50,861	W	23-17
10-6	Minnesota	44,289	L	10-24
10-13	Chicago	46,996	W	28-10
10-20	Green Bay	57,302*	T	14-14
10-27	S. Francisco	53,555*	L	7-14
11-3	Los Angeles	77,982	L	7-10
11-10	Baltimore	55,170*	L	10-27
11-17	Minnesota	48,654*	L	6-18
11-24	New Orleans	46,152*	T	20-20
11-28	Philadelphia	47,909*	L	0-12
12-8	Atlanta	49,437	W	24-7
12-15	Washington	50,123	L	3-14

continued



## 1969 (9-4-1) 2nd

### JOE SCHMIDT, COACH

Date	Opponent	Crowd	W-L-T	Score
9-21	Pittsburgh	51,360	L	13-16
9-28	New York	54,358*	W	24- 0
10- 5	Cleveland	82,833	W	28-21
10-12	Green Bay	58,384*	L	17-28
10-19	Chicago	54,732*	W	13- 7
10-26	Minnesota	47,900	L	10-24
11- 2	S. Francisco	35,100	W	26-14
11- 9	Atlanta	53,242*	W	27-21
11-16	St. Louis	51,749*	W	20- 0
11-23	Green Bay	50,861	W	16-10
11-27	Minnesota	57,906*	L	0-27
12- 7	Baltimore	60,238	T	17-17
12-14	Los Angeles	53,256*	W	28- 0
12-21	Chicago	41,879	W	20- 8

## 1970 (10-4-0) 2nd

### JOE SCHMIDT, COACH

9-20	Green Bay	56,263	W	40- 0
9-27	Cincinnati	58,202*	W	38- 3
10- 5	Chicago	58,210*	W	28-14
10-11	Washington	50,414	L	10-31
10-18	Cleveland	83,577	W	41-24
10-25	Chicago	45,632	W	16-10
11- 1	Minnesota	58,210*	L	17-30
11- 8	New Orleans	66,910	L	17-19
11-15	Minnesota	47,900	L	20-24
11-22	S. Francisco	56,232*	W	28- 7
11-26	Oakland	56,597*	W	28-14
12- 6	St. Louis	56,362*	W	16- 3
12-14	Los Angeles	79,441	W	28-23
12-20	Green Bay	57,387*	W	20- 0

### NFC PLAYOFF

12-26	Dallas	73,167	L	0- 5
-------	--------	--------	---	------

## 1971 (7-6-1) 2nd

### JOE SCHMIDT, COACH

9-20	Minnesota	54,418*	L	13-16
9-26	New England	61,057	W	34- 7
10- 3	Atlanta	54,418*	W	41-38
10-10	Green Bay	54,418*	W	31-28
10-17	Houston	45,885	W	31- 7
10-24	Chicago	54,418*	L	23-28
11- 1	Green Bay (M)	47,961	T	14-14
11- 7	Denver	51,200	W	24-20
11-14	Los Angeles	54,418*	L	13-21
11-21	Chicago	55,049	W	28- 3
11-25	Kansas City	54,418*	W	32-21
12- 5	Philadelphia	54,418*	L	20-23
12-11	Minnesota	49,784	L	10-29
12-19	S. Francisco	45,580	L	27-31

## 1972 (8-5-1) 2nd

### JOE SCHMIDT, COACH

9-17	NY Giants	54,418*	W	30-16
9-24	Minnesota	54,418*	L	10-34
10- 1	Chicago	55,701	W	38-24
10- 8	Atlanta	58,850	W	26-23
10-16	Green Bay	54,418*	L	23-24
10-22	San Diego	54,371*	W	34-20
10-30	Dallas	65,378	L	24-28
11- 5	Chicago	54,418*	W	14- 0
11-12	Minnesota	49,784	L	14-16
11-19	New Orleans	53,752*	W	27-14
11-23	NY Jets	54,418*	W	37-20
12- 3	Green Bay	55,263	L	7-33
12-10	Buffalo	41,583	T	21-21
12-17	Los Angeles	71,761	W	34-17

#Silverdome sellout.

## 1973 (6-7-1) 2nd

### DON McCAFFERTY, COACH

Date	Opponent	Crowd	W-L-T	Score
9-16	Pittsburgh	48,913	L	10-24
9-23	Green Bay	56,267	T	13-13
10- 1	Atlanta	54,418*	W	31- 6
10- 7	Minnesota	54,418*	L	9-23
10-14	New Orleans	57,810	L	13-20
10-21	Baltimore	53,688*	L	27-29
10-28	Green Bay	53,859*	W	34- 0
11- 4	S. Francisco	54,348*	W	30-20
11-11	Minnesota	48,503	L	7-28
11-18	Chicago	55,701	W	30- 7
11-22	Washington	54,418*	L	0-20
12- 2	St. Louis	47,712	W	20-16
12- 9	Chicago	52,641*	W	40- 7
12-15	Miami	80,047	L	7-34

## 1974 (7-7-0) 2nd

### RICK FORZANO, COACH

9-15	Chicago	55,202	L	9-17
9-22	Minnesota	49,703*	L	6- 7
9-29	Green Bay (M)	47,292	L	19-21
10- 6	Los Angeles	64,987	L	13-16
10-14	S. Francisco	49,756*	W	17-13
10-20	Minnesota	48,501	W	20-16
10-27	Green Bay	54,418*	W	19-17
11- 3	New Orleans	49,127*	W	19-14
11-10	Oakland	54,020	L	13-35
11-17	NY Giants	45,859*	W	20-19
11-24	Chicago	47,376*	W	34-17
11-28	Denver	53,314*	L	27-31
12- 8	Cincinnati	59,575	W	23-19
12-15	Philadelphia	66,052	L	17-28

Beginning in 1975, all attendances are listed as actual (persons in the stadium).

## 1975 (7-7-0) 2nd

### RICK FORZANO, COACH

9-21	Green Bay (M)	50,781	W	30-16
9-28	Atlanta	45,218	W	17-14
#10- 6	Dallas	79,784*	L	10-36
10-12	Chicago	74,032*	W	27- 7
10-19	Minnesota	47,872	L	19-25
10-26	Houston	46,904	L	8-24
11- 2	S. Francisco	43,209	W	28-17
11- 9	Cleveland	75,283*	W	21-10
11-16	Green Bay	76,946*	W	13-10
11-23	Kansas City	55,161	L†	21-24
#11-27	Los Angeles	69,552*	L	0-20
12- 7	Chicago	37,772	L	21-25
#12-14	Minnesota	73,130*	W	17-10
12-21	St. Louis	64,656*	L	13-24

## 1976 (6-8-0) 3rd

### RICK FORZANO, COACH

9-12	Chicago	54,125	L	3-10
9-19	Atlanta	50,840*	W	24-10
# 9-26	Minnesota	77,292*	L	9-10
10- 3	Green Bay	55,041	L	14-24

### TOMMY HUDSPETH, COACH

10-10	New England	60,174*	W	30-10
10-17	Washington	45,908	L	7-20
10-24	Seattle	61,280	W	41-14
10-31	Green Bay	74,992*	W	27- 6
11- 7	Minnesota	46,735	L	23-31
11-14	New Orleans	42,048	L	16-17
#11-21	Chicago	78,042*	W	14-10
11-25	Buffalo	66,875*	W	27-14
12- 5	NY Giants	66,069	L	10-24
12-11	Los Angeles	73,470*	L	17-20

# 1977 (6-8-0) 3rd

Date	Opponent	Crowd	W-L-T	Score
<b>TOMMY HUOSPETH, COACH</b>				
9-18	Chicago	51,530	L	20-30
9-25	New Orleans	51,458*	W	23-19
10-2	Philadelphia	57,236*	W	17-13
10-9	Minnesota	45,860	L	7-14
#10-16	Green Bay	78,452*	W	10-6
10-23	S. Francisco	39,392	L	7-28
10-30	Dallas	63,160	L	0-37
11-6	San Diego	72,559*	W	20-0
11-13	Atlanta	47,461	L	6-17
11-20	Tampa Bay	49,751*	W	16-7
11-24	Chicago	71,373*	L	14-31
12-4	Green Bay	56,367	L	9-10
12-11	Baltimore	45,124	W	13-10
#12-17	Minnesota	78,452*	L	21-30

# 1978 (7-9-0) 3rd

<b>MONTE CLARK, COACH</b>				
9-3	Green Bay	51,187*	L	7-13
9-9	Tampa Bay	64,445	W	15-7
9-17	Chicago	65,982*	L	0-19
9-24	Seattle	56,781	L	16-28
10-1	Green Bay (M)	54,601	L	14-35
10-8	Washington	60,555*	L	19-21
10-15	Atlanta	51,172	L	0-14
10-22	San Diego	54,031*	W	31-14
10-29	Chicago	53,378	W	21-17
11-5	Minnesota	46,008	L	7-17
11-12	Tampa Bay	60,320	W	34-23
11-19	Oakland	44,517	L	17-29
11-23	Denver	71,785*	W	17-14
12-3	St. Louis	39,200	L	14-21
#12-9	Minnesota	78,685*	W	45-14
12-17	S. Francisco	56,674*	W	33-14

# 1979 (2-14-0) 5th

<b>MONTE CLARK, COACH</b>				
9-1	Tampa Bay	68,225	L	16-31
9-9	Washington	54,991*	L	24-27
9-16	NY Jets	49,612	L	10-31
9-23	Atlanta	56,249*	W	24-23
9-30	Minnesota	75,295*	L	10-13
10-7	New England	60,629	L	17-24
10-14	Green Bay (M)	53,930	L	16-24
10-21	New Orleans	57,428	L	7-17
10-28	Buffalo	61,911*	L	17-20
11-4	Chicago	50,108	L	7-35
11-11	Tampa Bay	70,461*	L	14-16
11-18	Minnesota	43,650	L	7-14
11-22	Chicago	66,219*	W	20-0
12-2	Philadelphia	66,128	L	7-44
12-9	Miami	78,087*	L	10-28
12-15	Green Bay	57,376*	L	13-18

# 1980 (9-7-0) 2nd

<b>MONTE CLARK, COACH</b>				
9-7	Los Angeles	64,892	W	41-20
9-14	Green Bay (M)	53,099	W	29-7
9-21	St. Louis	80,027*	W	20-7
#9-28	Minnesota	80,291*	W	27-7
10-5	Atlanta	57,625	L	28-43
#10-12	New Orleans	78,147*	W	24-13
10-19	Chicago	58,508	L	7-24
10-26	Kansas City	59,391	L	17-20
#11-2	S. Francisco	78,845*	W	17-13
11-9	Minnesota	46,264	L	0-34
#11-16	Baltimore	77,677*	L	9-10
11-23	Tampa Bay	64,976	W	24-10
#11-27	Chicago	75,397*	L	17-23
12-7	St. Louis	46,966	L	23-24
#12-14	Tampa Bay	77,098*	W	27-14
#12-21	Green Bay	75,111*	W	24-3

#Silverdome sellout.

# 1981 (8-8-0) 2nd

Date	Opponent	Crowd	W-L-T	Score
<b>MONTE CLARK, COACH</b>				
9-6	S. Francisco	62,123*	W	24-17
9-13	San Diego	51,624	L	23-28
9-20	Minnesota	45,350	L	24-26
#9-27	Oakland	77,919*	W	16-0
10-4	Tampa Bay	71,733	L	10-28
10-11	Denver	74,816	L	21-27
10-19	Chicago	71,273*	W	48-17
#10-25	Green Bay	76,063*	W	31-27
11-1	Los Angeles	61,814	L	13-20
11-8	Washington	52,096	L	31-33
#11-15	Dallas	79,694*	W	27-24
11-22	Chicago	50,082	W	23-7
#11-26	Kansas City	76,735*	W	27-10
12-6	Green Bay	54,481	L	17-31
#12-12	Minnesota	79,428*	W	45-7
#12-20	Tampa Bay	80,444*	L	17-20

# 1982 (4-5-0) 4th

<b>MONTE CLARK, COACH</b>				
9-12	Chicago	71,337*	W	17-10
9-19	LA Rams	59,470	W	19-14
11-21	Chicago	46,783	L	17-20
11-25	NY Giants	64,348*	L	6-13
12-6	NY Jets	79,361*	L	13-28
12-12	Green Bay	51,875	W	30-10
12-19	Minnesota	73,058*	L	31-34
12-26	Tampa Bay	65,997	L	21-23
1-2	Green Bay	64,377*	W	27-24

# NFC PLAYOFF

1-8	Washington	55,045	L	7-31
-----	------------	--------	---	------

# 1983 (9-7-0) 1st

<b>MONTE CLARK, COACH</b>				
9-4	Tampa Bay	62,154	W	11-0
9-11	Cleveland	60,095*	L	26-31
9-18	Atlanta	54,622*	L	14-31
9-25	Minnesota	58,254	L	17-20
10-2	LA Rams	49,403	L	10-21
10-9	Green Bay	67,738*	W	38-14
10-16	Chicago	66,709*	W	31-17
10-23	Washington	43,189	L	17-38
10-30	Chicago	58,764	W	38-17
11-7	NY Giants	68,985*	W	15-9
11-13	Houston	40,060	L	17-27
11-20	Green Bay (M)	50,050	W	23-20
#11-24	Pittsburgh	77,724*	W	45-3
#12-5	Minnesota	79,169*	W	13-2
12-11	Cincinnati	45,728	L	9-17
#12-18	Tampa Bay	78,553*	W	23-20

# NFC PLAYOFF

12-31	S. Francisco	58,286	L	23-24
-------	--------------	--------	---	-------

# 1984 (4-11-1) 4th

<b>MONTE CLARK, COACH</b>				
9-2	S. Francisco	56,782*	L	27-30
9-9	Atlanta	49,878	W	27-24
9-16	Tampa Bay	44,560	L	17-21
9-23	Minnesota	57,511*	L	28-29
9-30	San Diego	59,849	L	24-27
10-7	Denver	55,836*	L	7-28
10-14	Tampa Bay	44,308*	W	13-7
10-21	Minnesota	57,953	W	16-14
10-28	Green Bay	54,289	L	9-41
11-4	Philadelphia	59,141*	T	23-23
11-11	Washington	50,212	L	14-28
11-18	Chicago	54,911	L	14-16
11-22	Green Bay	63,698*	W	31-28
12-2	Seattle	62,441	L	17-38
12-10	L.A. Raiders	66,710*	L	3-24
12-16	Chicago	53,252*	L	13-30

continued

# 1985 (7-9-0) 4th

## DARRYL ROGERS, COACH

Date	Opponent	Crowd	W-L-T	Score	Date	Opponent	Crowd	W-L-T	Score
9- 8	Atlanta	37,785	W	28-27	11- 3	Minnesota	58,012	L	13-16
9-15	Dallas	72,985*	W	26-21	11-10	Chicago	53,467	L	3-24
9-22	Indianapolis	60,042	L	6-14	11-17	Minnesota	54,647*	W	41-21
9-29	Tampa Bay	45,023*	W	30-9	11-24	Tampa Bay	43,471	L	+16-19
10- 6	Green Bay	55,914	L	10-43	11-28	N.Y. Jets	65,531*	W	31-20
10-13	Washington	52,845	L	3-24	12- 8	New England	59,078	L	6-23
10-20	S. Francisco	67,715*	W	23-21	12-15	Green Bay	49,379*	L	23-26
#10-27	Miami	75,291*	W	31-21	#12-22	Chicago	74,042*	L	17-37

#Silverdome sellout.

# 1986 (5-11-0) 3rd

## DARRYL ROGERS, COACH

9- 7	Minnesota	54,851	W	13-10	11- 2	Cincinnati	52,423*	L	17-24
9-14	Dallas	73,812*	L	7-31	11- 9	Minnesota	53,725*	L	10-24
9-21	Tampa Bay	38,453*	L	20-24	11-16	Philadelphia	54,568	W	13-11
9-28	Cleveland	72,029	L	21-24	11-23	Tampa Bay	30,029	W	38-17
10- 5	Houston	41,960*	W	24-13	11-27	Green Bay	61,199*	L	40-44
10-12	Green Bay	52,290	W	21-14	12- 7	Pittsburgh	45,042	L	17-27
10-19	L.A. Rams	50,992	L	10-14	#12-15	Chicago	75,602*	L	13-16
10-26	Chicago	62,064	L	7-13	12-21	Atlanta	35,255*	L	6-20

#Silverdome sellout.

# 1987 (4-11-0) 5th

## DARRYL ROGERS, COACH

9-13	Minnesota	57,061	L	19-34	11- 8	Dallas	45,325*	W	27-17
9-20	L.A. Raiders	50,300	L	7-27	11-15	Washington	53,593	L	13-20
9-27	Chicago Cancelled*—Players' Strike				11-22	Chicago	63,357	L	10-30
10- 4	Tampa Bay	4,919*	L	27-31	11-26	Kansas City	43,820*	L	20-27
10-11	Green Bay	35,779	W	+19-16	12- 6	L.A. Rams	33,413*	L	16-37
10-18	Seattle	8,310*	L	14-37	12-13	Tampa Bay	41,699	W	20-10
10-25	Green Bay	27,278*	L	33-34	12-20	Minnesota	27,693*	L	14-17
11- 1	Denver	75,172	L	0-34	12-27	Atlanta	13,906	W	30-13

(\*indicates Home Game)

## LIONS' THANKSGIVING GAME SERIES

YEAR	OPPONENT	W-L-T	SCORE	YEAR	OPPONENT	W-L-T	SCORE
1934	Bears	L	16-19	1964	Chicago	L	24-27
1935	Bears	W	14- 2	1965	Baltimore	T	24-24
1936	Bears	W	13- 7	1966	San Francisco	L	14-41
1937	Bears	L	0-13	1967	Los Angeles	L	7-31
1938	Bears	W	14- 7	1968	Philadelphia	L	0-12
1945	Cleveland	L	21-28	1969	Minnesota	L	0-27
1946	Boston	L	10-34	1970	Oakland	W	28-14
1947	Bears	L	14-34	1971	Kansas City	W	32-21
1948	Cardinals	L	14-28	1972	New York Jets	W	37-20
1949	Bears	L	7-28	1973	Washington	L	0-20
1950	Yanks	W	49-14	1974	Denver	L	27-31
1951	Green Bay	W	52-35	1975	Los Angeles	L	0-20
1952	Green Bay	W	48-24	1976	Buffalo	W	27-14
1953	Green Bay	W	34-15	1977	Chicago	L	14-31
1954	Green Bay	W	28-24	1978	Denver	W	17-14
1955	Green Bay	W	24-10	1979	Chicago	W	20- 0
1956	Green Bay	L	20-24	1980	Chicago	L(OT)	17-23
1957	Green Bay	W	18- 6	1981	Kansas City	W	27-10
1958	Green Bay	W	24-14	1982	New York Giants	L	6-13
1959	Green Bay	L	17-24	1983	Pittsburgh	W	45- 3
1960	Green Bay	W	23-10	1984	Green Bay	W	31-28
1961	Green Bay	L	9-17	1985	New York Jets	W	31-20
1962	Green Bay	W	26-14	1986	Green Bay	L	40-44
1963	Green Bay	T	13-13	1987	Kansas City	L	20-27

(1939-44: series discontinued) (Series record — 48 games, 23-23-2)

## PAST LIONS' COACHES

- \* Hunk Anderson, 1939
- Billy Atkins, 1978-79
- \* Joe Bach, 1943-47
- Sammy Baugh, 1966
- Maxie Baughan, 1980-82
- Ed Beard, 1983-84
- Bruce Beatty, 1975-76
- Bill Belichick, 1976-77
- Leeman Bennett, 1972
- Raymond Berry, 1973-75
- \* Les Bingaman, 1960-64
- Carl Brettschneider, 1965-66
- Earl Brown, 1951
- John Brunner, 1980-82
- Joe Bugel, 1975-76
- Jim Carr, 1975-76
- Pete Cawthon, 1945
- \* Paul Christman, 1954-55
- \* Dutch Clark, HEAD COACH, 1937-38
- \* Potsy Clark, HEAD COACH, 1934-36, 1940
- Red Cochran, 1956-58
- Jimmy David, 1967-72
- Rey Dempsey, 1975
- \* Gus Dorais, HEAD COACH, 1943-47
- Rollie Dotsch, 1977
- Bob Dove, 1958-59
- Bill Edwards, HEAD COACH, 1941, 1942,  
(3 games)
- Wally English, 1974-75, 1977
- Aldo Forte, 1950-65
- Rick Forzano, assistant 1973,  
HEAD COACH, 1974-76
- Doug Gerhart, 1978
- Bob Gibson, 1976
- Harry Gilmer, HEAD COACH, 1965-66
- Jerry Glanville, 1974-76
- Sonny Grandelius, 1964
- \* Gus Henderson, HEAD COACH, 1939
- Fred Hoaglin, 1978-84
- Bob Holloway, 1973-74
- Tommy Hudspeth, HEAD COACH, 1976-77
- Ed Hughes, 1977
- Bill Johnson, 1983-84
- John Karcis, assistant 1942
- HEAD COACH 1942 (8 games)
- Eddie Khayat, 1973-74, 1982-84
- Chuck Knox, 1967-72
- Joe Madden, 1980-84
- Paul Lanham, 1985-86
- Ted Marchibroda, 1982-83
- Jim Martin, 1967-72
- \* Don McCafferty, HEAD COACH, 1973
- Leon McLaughlin, 1973-74
- \* Scooter McLean, 1959-63
- \* Bo McMillin, HEAD COACH, 1948-50
- Bill McPeak, 1967-72
- John Meyer, 1973-74
- Burnie Miller, 1977
- Roy Miller, 1941-42
- Bill Nelsen, 1984
- Rex Norris, 1985-87
- John North, 1965-72
- Bob Nussbaumer, 1957-64
- \* Buddy Parker, assistant 1950,  
HEAD COACH 1951-56
- Larry Pasquale, 1979
- John Payne, 1977
- Floyd Peters, 1978-81
- Mel Phillips, 1980-84
- Buster Ramsey, 1952-59
- \* Clare Randolph, 1940
- Jimmy Raye, 1978-79
- Floyd Reese, 1975-77
- Ray Renfro, 1965
- Lou Rymkus, 1966
- Joe Schmidt, assistant 1966,  
HEAD COACH 1967-72
- Bob Schnelker, 1978-81
- Marty Schottenheimer, 1978-79
- Larry Seiple, 1980-84
- Fritz Shurmur, 1975-77
- Ken Shipp, 1976
- Don Shula, 1960-62
- \* Jackie Simpson, 1983
- Carl Taseff, 1965-66
- Tim Temerario, 1948-49
- Russ Thomas, 1952-53
- Dick Voris, 1972
- Ivy Williams, 1985-86
- \* George Wilson, assistant 1949-56,  
HEAD COACH 1957-64
- Bob Winslow, 1946-47
- Lou Zarza, 1948
- Art Zeleznik, 1976

\* deceased

## LIONS' HEAD COACHES SUMMARY

NAME	YEARS	TOTAL	GAMES	WON	LOST	TIED
Potsy Clark	1934-36, 40	4	48	30	15	3
Dutch Clark	1937-38	2	22	14	8	0
Gus Henderson	1939	1	11	6	5	0
Bill Edwards	1941-42	1 +	14	4	9	1
John Karcis	1942	1 -	8	0	8	0
Gus Dorais	1943-47	5	53	20	31	2
Bo McMillin	1948-50	3	36	12	24	0
Buddy Parker	1951-56	6	72	47	23	2
George Wilson	1957-64	8	104	53	45	6
Harry Gilmer	1965-66	2	28	10	16	2
Joe Schmidt	1967-72	6	84	43	34	7
Don McCafferty	1973	1	14	6	7	1
Rick Forzano	1974-76	2 +	32	15	17	0
Tommy Hudspeth	1976-77	1 +	24	11	13	0
Monte Clark	1978-84	7	105	43	61	1
Darryl Rogers	1985-	3	47	16	31	0
Totals: 16 Coaches—		54	702	330	347	25

+ Denotes having coached a portion of an additional season

- Denotes having coached less than one season



## LIONS' OVERTIME GAMES

Record: 4-3-1 (1-1-1 at home, 3-2-0 on the road)

Date	Result	Winning Score	Elapsed Time
11/23/75	Lost at Kansas City, 21-24	Jan Stenerud, 26-yd. FG	6:44
11/27/80	Lost vs. Chicago, 17-23	Dave Williams, 95-yd. KO Return	0:21
11/20/83	Won vs. Green Bay (at Milwaukee, 23-20)	Eddie Murray, 37-yd. FG	8:30
9/9/84	Won at Atlanta, 27-24	Eddie Murray, 48-yd. FG	5:06
10/14/84	Won vs. Tampa Bay, 13-7	Leonard Thompson, 37-yd. pass from Gary Danielson	4:34
11/4/84	Tied vs. Philadelphia, 23-23	—	—
11/24/85	Lost at Tampa Bay, 16-19	Donald Igwebuike, 24-yd. FG	12:31
10/11/87	Won at Green Bay, 19-16	Mike Prindle, 31-yd. FG	12:26

## LIONS' POST-SEASON GAMES

Record: 9-4-0 (4-0 at home, 5-4 on the road;  
4-1 in NFL Championship Games)

Date	Result	Game
12/15/35	Won vs. N.Y. Giants, 26-7	NFL Championship
12/21/52	Won vs. L.A. Rams, 31-21	NFL Playoff
12/28/52	Won at Cleveland, 17-7	NFL Championship
12/27/53	Won vs. Cleveland, 17-16	NFL Championship
12/26/54	Lost at Cleveland, 10-56	NFL Championship
12/22/57	Won at San Francisco, 31-27	NFL Playoff
12/29/57	Won vs. Cleveland, 59-14	NFL Championship
1/7/61	Won at Cleveland, 17-16	NFL Runner-Up
1/6/62	Won at Philadelphia, 38-10	NFL Runner-Up
1/6/63	Won at Pittsburgh, 17-10	NFL Runner-Up
12/26/70	Lost at Dallas, 0-5	NFC Playoff
1/8/83	Lost at Washington, 7-31	NFC Playoff
12/31/83	Lost at San Francisco, 23-24	NFC Playoff

## POST-SEASON RECORDS VS. TEAMS

Cleveland Browns:	4-1	Philadelphia Eagles:	1-0
Dallas Cowboys:	0-1	Pittsburgh Steelers:	1-0
Los Angeles Rams:	1-0	San Francisco 49ers:	1-1
New York Giants:	1-0	Washington Redskins:	0-1

# LIONS vs. THE NFL

(REGULAR SEASON)

## LIONS vs. ATLANTA (13-5-0)

DATE	W-L-T	SCORE
9-25-66*	W	28-10
10-22-67*	W	24-3
12-8-68	W	24-7
11-9-69*	W	27-21
10-3-71*	W	41-38
10-8-72	W	26-23
10-1-73*	W	31-6
9-28-75	W	17-14
9-19-76*	W	24-10
11-13-77	L	6-17
10-15-78	L	0-14
9-23-79*	W	24-23
10-5-80	L	28-43
9-18-83*	L	14-30
9-9-84	W(OT)	27-24
9-8-85	W	28-27
12-21-86*	L	6-20
12-27-87	W	30-13

## LIONS vs. BUFFALO (1-1-1)

DATE	W-L-T	SCORE
12-10-72	T	21-21
11-25-76*	W	27-14
10-28-79*	L	17-20

## LIONS vs. CHICAGO (42-62-3)

DATE	W-L-T	SCORE
11-29-34*	L	16-19
12-2-34	L	7-10
11-24-35	T	20-20
11-28-35*	W	14-2
10-25-36	L	10-12
11-26-36*	W	13-7
10-24-37	L	20-28
11-25-37*	L	0-13
11-20-38	W	13-7
11-24-38*	W	14-7
10-29-39	W	10-0
11-12-39*	L	13-23
10-13-40	L	0-7
11-10-40*	W	17-14
10-19-41	L	0-49
11-23-41*	L	7-24
11-1-42	L	0-16
11-22-42*	L	0-42
10-3-43*	L	21-27
10-31-43	L	14-35
10-22-44	T	21-21
11-19-44*	W	41-21
10-28-45*	W	16-10
11-11-45	W	35-28
11-24-46	L	6-42
12-8-46*	L	24-45
10-19-47	L	24-33
11-27-47*	L	14-34
10-17-48	L	0-28

DATE	W-L-T	SCORE
12-5-48*	L	14-42
11-13-49	L	24-27
11-24-49*	L	7-28
11-5-50*	L	21-35
12-10-50	L	3-6
10-28-51*	L	23-28
11-11-51	W	41-28
11-23-52	L	23-24
12-7-52*	W	45-21
11-22-53	W	20-16
12-6-53*	W	13-7
9-26-54*	W	48-23
12-12-54	L	24-28
11-20-55*	L	14-24
12-4-55	L	20-21
12-2-56*	W	42-10
12-16-56	L	21-38
11-24-57*	L	7-27
12-15-57	W	21-13
11-23-58*	L	7-20
12-14-58	L	16-21
11-22-59*	L	14-24
12-13-59	L	14-25
11-20-60	L	7-28
12-18-60*	W	36-0
10-8-61*	L	17-31
12-3-61	W	16-15
10-28-62*	W	11-3
12-16-62	L	0-3
9-29-63*	L	21-37
12-15-63	L	14-24
10-18-64	W	10-0
11-26-64*	L	24-27
10-24-65	L	10-38
11-21-65*	L	10-17
9-11-66*	W	14-3
11-6-66	T	10-10
10-15-67	L	3-14
11-5-67*	L	13-27
9-22-68*	W	42-0
10-13-68	W	28-10
10-19-69*	W	13-7
12-21-69	W	20-3
10-5-70*	W	28-14
10-25-70	W	16-10
10-24-71*	L	23-28
11-21-71	W	28-3
10-1-72	W	38-24
11-5-72*	W	14-0
11-18-73	W	30-7
12-9-73*	W	40-7
9-15-74	L	9-17
11-24-74*	W	34-17
10-12-75*	W	27-7
12-7-75	L	21-25
9-12-76	L	3-10
11-21-76*	W	14-10
9-18-77	L	20-30
11-24-77*	L	14-31
9-17-78*	L	0-19
10-29-78	W	21-17
11-4-79	L	7-35
11-22-79*	W	20-0
10-19-80	L	7-24
11-27-80*	L(OT)	17-23

continued

\* Home Games

DATE	W-L-T	SCORE
10-19-81*	W	48-17
11-22-81	W	23- 7
9-12-82*	W	17-10
11-21-82	L	17-20
10-16-83*	W	31-17
10-30-83	W	38-17
11-18-84	L	14-16
12-16-84*	L	13-30
11-10-85	L	3-24
12-22-85*	L	17-37
10-26-86	L	7-13
12-15-86*	L	13-16
11-22-87	L	10-30

### LIONS vs. CINCINNATI (2-2-0)

DATE	W-L-T	SCORE
9-27-70*	W	38- 3
12- 8-74	W	23-19
12-11-83	L	9-17
11- 2-86*	L	17-24

### LIONS vs. CLEVELAND (9-3-0)

DATE	W-L-T	SCORE
11- 2-52*	W	17- 6
12-19-54	W	14-10
12- 8-57*	W	20- 7
11- 9-58	W	30-10
12- 8-63*	W	38-10
11-15-64	L	21-37
9-24-67*	W	31-14
10- 5-69	W	28-21
10-18-70	W	41-24
11- 9-75*	W	21-10
9-11-83*	L	26-31
9-28-86	L	21-24

### LIONS vs. DALLAS (4-6-0)

DATE	W-L-T	SCORE
12-11-60*	W	23-14
10-13-63	L	14-17
9-15-68	L	13-59
10-30-72	L	24-28
10- 6-75*	L	10-36
10-30-77	L	0-37
11-15-81*	W	27-24
9-15-85*	W	26-21
9-14-86*	L	7-31
11- 8-87*	W	27-17

### LIONS vs. DENVER (2-4-0)

DATE	W-L-T	SCORE
11- 7-71	W	24-20
11-28-74*	L	27-31
11-23-78*	W	17-14
10-11-81	L	21-27
10- 7-84*	L	7-28
11- 1-87	L	0-34

### LIONS vs. GREEN BAY (47-56-6)

DATE	W-L-T	SCORE
10- 7-34	W	3- 0
11-25-34*	L	0- 3

DATE	W-L-T	SCORE
10-20-35Mil.	L	9-13
11-10-35	L	7-31
11-17-35*	W	20-10
10-18-36	L	18-20
11-29-36*	L	17-26
10- 3-37	L	6-26
10-31-37*	L	13-14
10- 9-38	W	17- 7
11-13-38*	L	7-28
10-22-39	L	7-26
12- 3-39*	L	7-12
10-20-40	W	23-14
11-24-40*	L	7-50
9-14-41	L	0-23
10-26-41*	L	7-24
10-11-42Mil.	L	7-38
10-25-42*	L	7-28
10-10-43	L	14-35
10-24-43*	L	6-27
10- 1-44Mil.	L	6-27
10-29-44*	L	0-14
10- 7-45Mil.	L	21-57
12- 2-45*	W	14- 3
10-27-46Mil.	L	7-10
11-17-46*	L	0- 9
10-26-47	L	17-34
12- 7-47*	L	14-35
10- 3-48	L	21-33
10-31-48*	W	24-20
10-30-49Mil.	L	14-16
12-11-49*	W	21- 7
9-17-50	W	45- 7
11-19-50*	W	24-21
11- 4-51	W	24-17
11-22-51*	W	52-35
10-26-52	W	52-17
11-27-52*	W	48-24
11-15-53	W	14- 7
11-26-53*	W	34-15
11-21-54	W	21-17
11-25-54*	W	28-24
9-27-55	L	17-20
11-24-55*	W	24-10
9-30-56	W	20-16
11-22-56*	L	20-24
10- 6-57	W	24-14
11-28-57*	W	18- 6
10- 5-58	T	13-13
11-27-58*	W	24-14
10- 4-59	L	10-28
11-26-59*	L	17-24
11- 2-60	L	9-28
11-24-60*	W	23-10
9-17-61Mil.	W	17-13
11-23-61*	L	9-17
10- 7-62	L	7- 9
11-22-62*	W	26-14
9-22-63Mil.	L	10-31
11-28-63*	T	13-13
9-28-64*	L	10-14
11- 8-64	L	7-30
10-17-65*	L	21-31
11- 7-65	W	12- 7
10- 2-66	L	14-23
10-30-66*	L	7-31
9-17-67	T	17-17
10- 8-67*	L	17-27
9-29-68	W	23-17
10-20-68*	T	14-14
10-12-69*	L	17-28
11-23-69	W	16-10
9-20-70	W	40- 0

DATE	W-L-T	SCORE
12-20-70*	W	20- 0
10-10-71*	W	31-28
11- 1-71Mil.	T	14-14
10-16-72*	L	23-24
12- 3-72	L	7-33
9-23-73	T	13-13
10-28-73*	W	34- 0
9-29-74Mil.	L	19-21
10-27-74*	W	19-17
9-21-75Mil.	W	30-16
11-16-75*	W	13-10
10- 3-76	L	14-24
10-31-76*	W	27- 6
10-16-77*	W	10- 6
12- 4-77	L	9-10
9- 3-78*	L	7-13
10- 1-78Mil.	L	14-35
10-14-79Mil.	L	16-24
12-15-79*	L	13-18
9-14-80Mil.	W	29- 7
12-21-80*	W	24- 3
10-25-81*	W	31-27
12- 6-81	L	17-31
12-12-82	W	30-10
1- 2-83*	W	27-24
10- 9-83*	W	38-14
11-20-83Mil.	W(OT)	23-20
10-28-84	L	9-41
11-22-84*	W	31-28
10- 6-85	L	10-43
12-15-85*	L	23-26
10-12-86	W	21-14
11-27-86*	L	40-44
10-11-87	W(OT)	19-16
10-25-87*	L	33-34

### LIONS vs. HOUSTON (2-2-0)

DATE	W-L-T	SCORE
10-17-71	W	31- 7
10-26-75	L	8-24
11-13-83	L	17-27
10- 5-86*	W	24-13

### LIONS vs. INDIANAPOLIS\*\* (17-17-2)

DATE	W-L-T	SCORE
12- 3-50	W	45-21
10- 3-53	W	27-17
11- 7-53*	W	17- 7
10-16-54*	W	35- 0
11- 6-54	W	27- 3
10- 1-55	L	13-28
11- 5-55*	W	24-14
10- 6-56	W	31-14
11-18-56*	W	27- 3
9-29-57	L	14-34
10-20-57*	W	31-27
9-28-58	L	15-28
10-19-58*	L	14-40
9-29-59	L	9-21
10-11-59*	L	24-31
10-23-60*	W	30-17
12- 4-60	W	20-15
9-24-61	W	16-15
10-22-61*	L	14-17
9-30-62	W	29-20
12- 2-62*	W	21-14
10-20-63*	L	21-25

DATE	W-L-T	SCORE
11-10-63	L	21-24
10-25-64*	L	0-34
12- 6-64	W	31-14
10-10-65	L	7-31
11-25-65*	T	24-24
10-16-66	L	14-45
11-20-66*	W	20-14
11-19-67	L	7-41
11-10-68*	L	10-27
12- 7-69	T	17-17
10-21-73*	L	27-29
12-11-77	W	13-10
11-16-80*	L	9-10
9-22-85	L	6-14

### LIONS vs. KANSAS CITY (2-3-0)

DATE	W-L-T	SCORE
11-25-71	W	32-21
11-23-75	L(OT)	21-24
10-26-80	L	17-20
11-26-81*	W	27-10
11-26-87*	L	20-27

### LIONS vs. LOS ANGELES RAMS (25-31-1)

DATE	W-L-T	SCORE
10-20-46	L	14-35
11- 3-46*	L	20-41
10-12-47*	L	13-27
11-23-47	L	17-28
9-22-48	L	7-44
10-24-48*	L	27-34
9-23-49	L	24-27
10-16-49*	L	10-21
10-15-50*	L	28-30
10-29-50	L	24-65
10-14-51*	L	21-27
12- 9-51	W	24-22
10- 3-52	W	17-14
10-19-52*	W	24-16
10-18-53*	L	19-31
11- 1-53	L	24-37
10-10-54*	W	21- 3
10-31-54	W	27-24
10- 9-55*	L	10-17
10-23-55	L	13-24
10-14-56*	W	24-21
10-28-56	W	16- 7
10-13-57*	W	10- 7
10-27-57	L	17-35
10-12-58*	L	28-42
10-26-58	W	41-24
10-25-59	W	17- 7
11-15-59*	W	23-17
10-30-60	L	35-48
11-13-60*	W	12-10
10-15-61*	W	14-13
10-29-61	W	28-10
10-14-62*	W	13-10
11- 4-62	W	12- 3
9-14-63	W	23- 2
11-17-63*	L	21-28
9-18-64	T	17-17
11- 1-64*	W	37-17
9-19-65*	W	20- 0
10-31-65	W	21- 7
10- 9-66*	L	7-14

\*\* Games versus Baltimore through 1980

continued



DATE	W-L-T	SCORE
12- 4-66	L	3-23
11-23-67*	L	7-31
11- 3-68	L	7-10
12-14-69*	W	28- 0
12-14-70	W	28-23
11-14-71*	L	13-21
12-17-72	W	34-17
10- 6-74	L	13-16
11-27-75*	L	0-20
12-11-76*	L	17-20
9- 7-80	W	41-20
11- 1-81	L	13-20
9-19-82	W	19-14
10- 2-83	L	10-21
10-19-86	L	10-14
12- 6-87*	L	16-37

### LIONS vs. MIAMI (1-2-0)

DATE	W-L-T	SCORE
12-15-73	L	7-34
12- 9-79*	L	10-28
10-27-85*	W	31-21

### LIONS vs. MINNESOTA (18-33-2)

DATE	W-L-T	SCORE
11-19-61	W	37-10
12-10-61*	W	13- 7
11-18-62	W	17- 6
12- 9-62*	W	37-23
10-27-63*	W	28-10
11-24-63	L	31-34
10-11-64	W	24-20
11-22-64*	T	23-23
9-26-65	W	31-29
12-12-65*	L	7-29
11-13-66	W	32-31
12-11-66*	L	16-28
11-12-67	T	10-10
12-17-67*	W	14- 3
10- 6-68	L	10-24
11-17-68*	L	6-13
10-26-69	L	10-24
11-27-69*	L	0-27
11- 1-70*	L	17-30
11-15-70	L	20-24
9-20-71*	L	13-16
12-11-71	L	10-29
9-24-72*	L	10-34
11-12-72	L	14-16
10- 7-73*	L	9-23
11-11-73	L	7-28
9-22-74*	L	6- 7
10-20-74	W	20-16
10-19-75	L	19-25
12-14-75*	W	17-10
9-26-76*	L	9-10
11- 7-76	L	23-31
10- 9-77	L	7-14
12-17-77*	L	21-30
11- 5-78	L	7-17
12- 9-78*	W	45-14
9-30-79*	L	10-13
11-18-79	L	7-14
9-28-80*	W	27- 7
11- 9-80	L	0-34
9-20-81	L	24-26

DATE	W-L-T	SCORE
12-12-81*	W	45- 7
12-19-82*	L	31-34
9-25-83	L	17-20
12- 5-83*	W	13- 2
9-23-84*	L	28-29
10-21-84	W	16-14
11- 3-85	L	13-16
11-17-85*	W	41-21
9- 7-86	W	13-10
11- 9-86*	L	10-24
9-13-87	L	19-34
12-20-87*	L	14-17

### LIONS vs. NEW ENGLAND (2-2-0)

DATE	W-L-T	SCORE
9-26-71	W	34- 7
10-10-76*	W	30-10
10- 7-79	L	17-24
12- 8-85	L	6-23

### LIONS vs. NEW ORLEANS (4-4-1)

DATE	W-L-T	SCORE
11-24-68*	T	20-20
11- 8-70	L	17-19
11-19-72*	W	27-14
10-14-73	L	13-20
11- 3-74*	W	19-14
11-14-76	L	16-17
9-25-77*	W	23-19
10-21-79	L	7-17
10-12-80*	W	24-13

### LIONS vs. NEW YORK GIANTS (13-8-1)

DATE	W-L-T	SCORE
9-23-34*	W	9- 0
11- 1-36	L	7-14
11-15-36*	W	38- 0
11-14-37	W	17- 0
11- 5-39*	W	18-14
11- 9-41	L	13-20
11- 7-43	T	0- 0
11-18-45	L	14-35
11- 2-47*	W	35- 7
11-20-49	W	45-21
12-13-53	W	27-16
12-11-55*	L	19-24
12- 7-58*	L	17-19
10-21-62	L	14-17
10- 4-64*	W	26- 3
12-10-67	W	30- 7
9-28-69*	W	24- 0
9-17-72*	W	30-16
11-17-74*	W	20-19
12- 5-76	L	10-24
11-25-82*	L	6-13
11- 7-83*	W	15- 9

# LIONS vs. NEW YORK JETS (2-2-0)

DATE	W-L-T	SCORE
11-23-72*	W	37-20
9-16-79	L	10-31
12- 6-82*	L	13-28
11-28-85*	W	31-20

# LIONS vs. OAKLAND/L.A. (2-4-0)

DATE	W-L-T	SCORE
11-26-70*	W	28-14
11-10-74	L	13-35
11-19-78	L	17-29
9-27-81*	W	16- 0
12-10-84*	L	3-24
9-20-87	L	7-27

# LIONS vs. PHILADELPHIA (11-9-2)

DATE	W-L-T	SCORE
10-14-34	W	10- 0
9-20-35*	W	35- 0
10-11-36	W	23- 0
12- 4-38*	L	7-21
11-17-40	W	21- 0
11-16-41*	W	21-17
10-14-45*	W	28-24
12-12-48	L	21-45
10- 3-49*	L	14-22
11-18-51	W	28-10
12- 5-54*	T	13-13
11-10-57	W	27-16
10-16-60	L	10-28
12-17-61*	L	24-27
12-19-65	W	35-28
11-28-68*	L	0-12
12- 5-71*	L	20-23
12-15-74	L	17-28
10- 2-77*	W	17-13
12- 2-79	L	7-44
11- 4-84*	T(OT)	23-23
11-16-86	W	13-11

# LIONS vs. PITTSBURGH (13-9-1)

DATE	W-L-T	SCORE
11- 4-34*	W	40- 7
11- 8-36*	W	28- 3
10-10-37*	W	7- 3
9- 9-38*	W	16- 7
9-22-40*	L	7-10
11- 8-42*	L	7-35
11-10-46*	W	17- 7
9-21-47	L	10-17
11-21-48*	W	17-14
10- 8-49	L	7-14
9-24-50*	W	10- 7
11- 9-52	W	31- 6
9-27-53*	W	38-21
11-13-55	W	31-28
12- 9-56*	W	45- 7
11- 8-59	T	10-10

DATE	W-L-T	SCORE
9-16-62*	W	45- 7
10-18-66	L	3-17
12- 3-67*	L	14-24
9-21-69	L	13-16
9-16-73	L	10-24
11-24-83*	W	45- 3
12- 7-86	L	17-27

# LIONS vs. ST. LOUIS/PHOENIX (5-4-0)

DATE	W-L-T	SCORE
11-12-61	W	45-14
10- 1-67	L	28-38
11-16-69*	W	20- 0
12- 6-70*	W	16- 3
12- 2-73	W	20-16
12-21-75*	L	13-24
12- 3-78	L	14-21
9-21-80*	W	20- 7
12- 7-80	L	23-24

# LIONS vs. SAN DIEGO (3-2-0)

DATE	W-L-T	SCORE
11-22-72*	W	34-20
11- 6-77*	W	20- 0
10-22-78*	W	31-14
9-13-81	L	23-28
9-30-84	L	24-27

# LIONS vs. SAN FRANCISCO (25-22-1)

DATE	W-L-T	SCORE
10- 8-50*	W	24- 7
10-22-50	L	27-28
12- 2-51*	L	10-20
12-16-51	L	17-21
9-28-52	L	3-17
10-12-52*	L	0-28
10-11-53*	W	24-21
10-25-53	W	14-10
10-24-54	L	31-37
11-14-54*	W	48- 7
10-16-55*	L	24-27
10-30-55	L	21-38
10-21-56*	W	20-17
11- 4-56	W	17-13
11- 3-57	W	31-35
11-17-57*	W	31-10
11- 2-58	L	21-24
11-16-58*	W	35-21
10-18-59*	L	13-34
11- 1-59	L	7-33
10- 9-60*	L	10-14
11- 6-60	W	24- 0
10- 1-61*	L	0-49
11- 5-61	T	20-20
9-23-62*	W	45-24
11-11-62	W	38-24
10- 6-63*	W	26- 3
11- 3-63	W	45- 7
9-13-64	W	26-17
12-13-64*	W	24- 7

continued

DATE	W-L	SCORE
11-14-65*	L	21-27
12- 5-65	L	14-17
10-23-66	L	24-27
11-24-66*	L	14-41
10-29-67	W	45- 3
10-27-68*	L	7-14
11- 2-69	W	26-14
11-22-70*	W	28-14
12-19-71	L	27-31
11- 4-73	W	30-20
10-14-74*	W	17-13
11- 2-75	W	28-17
10-23-77	L	7-28
12-17-78*	W	33-14
11- 2-80*	W	17-13
9- 6-81*	W	24-17
9- 2-84*	L	27-30
10-20-85*	W	23-21

### LIONS vs. SEATTLE (1-3-0)

DATE	W-L-T	SCORE
10-24-76	W	41-14
9-24-78	L	16-28
12- 2-84	L	17-38
10-18-87*	L	14-37

### LIONS vs. TAMPA BAY (11-9-0)

DATE	W-L-T	SCORE
11-20-77*	W	16- 7
9- 9-78	W	15- 7
11-12-78*	W	34-23
9- 1-79	L	16-31
11-11-79*	L	14-16
11-23-80	W	24-10

DATE	W-L-T	SCORE
12-14-80*	W	27-14
10- 4-81	L	10-28
12-20-81*	L	17-20
12-26-82	L	21-23
9- 4-83	W	11- 0
12-18-83*	W	23-20
9-16-84	L	17-21
10-14-84*	W(OT)	13- 7
9-29-85*	W	30- 9
11-24-85	L(OT)	16-19
9-21-86*	L	20-24
11-23-86	W	38-17
10- 4-87*	L	27-31
12-13-87	W	20-10

### LIONS vs. WASHINGTON (3-19-0)

DATE	W-L-T	SCORE
10-16-38*	L	5- 7
11-26-39	L	7-31
10-27-40*	L	14-20
11-29-42*	L	3-15
11-14-43	L	20-42
10- 6-46	L	16-17
11-16-47*	W	38-21
11-14-48	L	21-46
9-30-51*	W	35-17
11-11-56	L	17-18
10- 3-65*	W	14-10
12-15-68	L	3-14
10-11-70	L	10-31
11-22-73*	L	0-20
10-17-76	L	7-20
10- 8-78*	L	19-21
9- 9-79*	L	24-27
11- 8-81	L	31-33
10-23-83	L	17-38
11-11-84	L	14-28
10-13-85	L	3-24
11-15-87	L	13-20



## SIGNIFICANT DATES IN DETROIT LIONS' HISTORY

- June 30, 1934** — G. A. Richards purchases Portsmouth, Ohio, franchise and moves team to Detroit.
- Sept. 23, 1934** — Lions play first NFL game, beat New York Giants 9-0 at U of D Stadium before 12,000.
- Nov. 25, 1934** — Lions suffer first defeat, 3-0, to Green Bay, after winning ten straight including seven consecutive shutouts.
- Nov. 29, 1934** — Lions play first of traditional Thanksgiving Day home games, losing to the Bears, 19-16, before 26,000.
- Dec. 9, 1935** — Lions defeat New York Giants, 26-7, for first Championship.
- Sept. 9, 1938** — Lions play first game in new home, Briggs Stadium.
- Feb. 10, 1943** — Gus Dorais named head coach of Lions, after a long and successful career at the University of Detroit.
- Jan. 15, 1948** — Syndicate headed by Edwin J. Anderson purchases Detroit franchise for \$165,000 and names "Bo" McMillan general manager and head coach.
- Dec. 2, 1949** — Anderson elected president of Lions.
- Dec. 20, 1950** — "Buddy" Parker succeeds McMillan as head coach.
- Dec. 21, 1952** — Lions defeat Los Angeles, 31-21, for NFL's National Conference title.
- Dec. 28, 1952** — Lions win first Championship since 1935 on a 17-7 victory over the Browns in Cleveland before 50,934.
- Dec. 27, 1953** — Detroit wins second straight Championship on 17-16 decision over Cleveland in Detroit before 54,577.
- Aug. 12, 1957** — Parker resigns suddenly as head coach and assistant coach George Wilson succeeds him the next day.
- Dec. 28, 1957** — Detroit claims fourth Championship on 59-14 victory over Cleveland before 55,263 in Detroit.
- Jan. 23, 1961** — William Clay Ford elected president of Lions.
- Jan. 10, 1964** — Ford takes over as Lions' sole owner after purchasing franchise for \$4.5 million.
- Jan. 7, 1965** — Harry Gilmer appointed head coach, replacing George Wilson.
- Mar. 10, 1966** — After 13 seasons, Joe Schmidt retires to become Lions' linebacker coach.
- Jan. 11, 1967** — Schmidt named Lions' head coach, succeeding Gilmer.
- Dec. 26, 1970** — Lions edged by Dallas, 5-0, in first playoff game since 1957.
- Oct. 24, 1971** — Chuck Hughes, wide receiver, dies on field during game after suffering a heart attack.
- Jan. 12, 1973** — Schmidt resigns as head coach.
- Jan. 26, 1973** — Don McCafferty named Lions' head coach.
- July 28, 1974** — McCafferty dies of heart attack.
- Aug. 3, 1974** — Rick Forzano named head coach.
- Aug. 23, 1975** — Lions play first game in new home, Pontiac Silverdome.
- Oct. 4, 1976** — Forzano resigns as head coach.
- Oct. 5, 1976** — Tommy Hudspeth named interim head coach.
- Feb. 9, 1977** — Hudspeth signs three-year contract as head coach.
- Jan. 11, 1978** — Monte Clark named head coach and director of football operations.
- Apr. 29, 1980** — Lions choose Oklahoma's Billy Sims first in the draft.
- Jan. 8, 1983** — Detroit qualifies for first playoff appearance in 12 seasons, but loses, 31-7, at Washington. The Redskins went on to win Super Bowl XVII.
- Dec. 31, 1983** — A last-second field goal attempt fails as Detroit drops a 24-23 playoff game at San Francisco.
- Dec. 19, 1984** — Monte Clark and his coaching staff are released.
- Feb. 6, 1985** — Darryl Rogers is named head coach after a successful 20-year college coaching career.



# NATIONAL FOOTBALL LEAGUE STANDINGS

(Since 1970)

1970

## NATIONAL CONFERENCE

### Central Division

	W	L	T	Pct.
Minnesota	12	2	0	.857
DETROIT	10	4	0	.714
Chicago	6	8	0	.429
Green Bay	6	8	0	.429

### Eastern Division

Dallas	10	4	0	.714
New York Giants	9	5	0	.643
St. Louis	8	5	1	.615
Washington	6	8	0	.429
Philadelphia	3	10	1	.231

### Western Division

San Francisco	10	3	1	.769
Los Angeles	9	4	1	.692
Atlanta	4	8	2	.333
New Orleans	2	11	1	.154

Dallas defeated DETROIT, 5-0, and San Francisco defeated Minnesota, 17-14, in National Conference playoffs. Dallas defeated San Francisco, 17-10 for National Conference title.

## AMERICAN CONFERENCE

### Central Division

	W	L	T	Pct.
Cincinnati	8	6	0	.571
Cleveland	7	7	0	.500
Pittsburgh	5	9	0	.357
Houston	3	10	1	.231

### Eastern Division

Baltimore	11	2	1	.846
Miami	10	4	0	.714
New York Jets	4	10	0	.286
Buffalo	3	10	1	.231
Boston	2	12	0	.143

### Western Division

Oakland	8	4	2	.667
Kansas City	7	5	2	.583
San Diego	5	6	3	.455
Denver	5	8	1	.357

Baltimore defeated Cincinnati, 17-0, and Oakland defeated Miami, 21-14, in American Conference playoffs. Baltimore defeated Oakland, 27-17, for American Conference title.

Baltimore defeated Dallas, 16-13, for NFL title in Super Bowl V.

1971

## NATIONAL CONFERENCE

### Central Division

	W	L	T	Pct.
Minnesota	11	3	0	.786
DETROIT	7	6	1	.583
Chicago	6	8	0	.429
Green Bay	4	8	2	.333

### Eastern Division

Dallas	11	3	0	.786
Washington	9	4	1	.692
Philadelphia	6	7	1	.462
St. Louis	4	9	1	.308
New York Giants	4	10	0	.286

### Western Division

San Francisco	9	5	0	.643
Los Angeles	8	5	1	.615
Atlanta	7	6	1	.538
New Orleans	4	8	2	.333

Dallas defeated Minnesota, 20-12, and San Francisco defeated Washington, 24-20, in National Conference playoffs. Dallas defeated San Francisco, 14-3, for National Conference title.

## AMERICAN CONFERENCE

### Central Division

	W	L	T	Pct.
Cleveland	9	5	0	.643
Pittsburgh	6	8	0	.429
Houston	4	9	1	.308
Cincinnati	4	10	0	.286

### Eastern Division

Miami	10	3	1	.769
Baltimore	10	4	0	.714
New England	6	8	0	.429
New York Jets	6	8	0	.429
Buffalo	1	13	0	.071

### Western Division

Kansas City	10	3	1	.769
Oakland	8	4	2	.667
San Diego	6	8	0	.429
Denver	4	9	1	.308

Miami defeated Kansas City, 27-24, and Baltimore defeated Cleveland, 20-3, in American Conference playoffs. Miami defeated Baltimore, 21-0 for American Conference title.

Dallas defeated Miami, 24-3, for NFL title in Super Bowl VI.

# 1972

## NATIONAL CONFERENCE

### Central Division

	W	L	T	Pct.
Green Bay	10	4	0	.714
DETROIT	8	5	1	.607
Minnesota	7	7	0	.500
Chicago	4	9	1	.321

### Eastern Division

Washington	11	3	0	.786
Dallas	10	4	0	.714
New York Giants	8	6	0	.571
St. Louis	4	9	1	.321
Philadelphia	2	11	1	.179

### Western Division

San Francisco	8	5	1	.607
Atlanta	6	7	0	.500
Los Angeles	6	7	1	.464
New Orleans	2	11	1	.179

Dallas defeated San Francisco, 30-28, and Washington defeated Green Bay, 16-3, in National Conference playoffs. Washington defeated Dallas, 26-3, for National Conference title.

## AMERICAN CONFERENCE

### Central Division

	W	L	T	Pct.
Pittsburgh	11	3	0	.786
Cleveland	10	4	0	.714
Cincinnati	8	6	0	.571
Houston	1	13	0	.071

### Eastern Division

Miami	14	0	0	1.000
New York Jets	7	7	0	.500
Baltimore	5	9	0	.429
Buffalo	4	9	1	.321
New England	3	11	0	.214

### Western Division

Oakland	10	3	1	.750
Kansas City	8	6	0	.571
Denver	5	9	0	.429
San Diego	4	9	1	.321

Miami defeated Cleveland, 20-14, and Pittsburgh defeated Oakland, 13-7, in American Conference playoffs. Miami defeated Pittsburgh, 21-17, for American Conference title.

Miami defeated Washington, 14-7, for NFL title in Super Bowl VII.

# 1973

## NATIONAL CONFERENCE

### Central Division

	W	L	T	Pct.
Minnesota	12	2	0	.857
DETROIT	6	7	1	.464
Green Bay	5	7	2	.429
Chicago	3	11	0	.214

### Eastern Division

Dallas	10	4	0	.714
Washington	10	4	0	.714
Philadelphia	5	8	1	.393
St. Louis	4	9	1	.321
New York Giants	2	11	1	.179

### Western Division

Los Angeles	12	2	0	.857
Atlanta	9	5	0	.643
New Orleans	5	9	0	.357
San Francisco	5	9	0	.357

Minnesota defeated Washington, 27-20, and Dallas defeated Los Angeles, 27-16, in National Conference playoffs. Minnesota defeated Dallas, 27-10, for National Conference title.

## AMERICAN CONFERENCE

### Central Division

	W	L	T	Pct.
Cincinnati	10	4	0	.714
Pittsburgh	10	4	0	.714
Cleveland	7	5	2	.571
Houston	1	13	0	.071

### Eastern Division

Miami	12	0	0	.857
Buffalo	9	5	0	.643
New England	5	9	0	.357
Baltimore	4	10	0	.286
New York Jets	4	10	0	.286

### Western Division

Oakland	9	4	1	.679
Denver	7	5	2	.571
Kansas City	7	5	2	.571
San Diego	2	11	1	.179

Miami defeated Cincinnati 34-16, and Oakland defeated Pittsburgh, 33-14, in American Conference playoffs. Miami defeated Oakland, 27-10, for American Conference title.

Miami defeated Minnesota, 24-7, for NFL title in Super Bowl VIII.

# 1974

## NATIONAL CONFERENCE

### Central Division

	W	L	T	Pct.
Minnesota	10	4	0	.714
DETROIT	7	7	0	.500
Green Bay	6	8	0	.429
Chicago	4	10	0	.286

### Eastern Division

St. Louis	10	4	0	.714
Washington	10	4	0	.714
Dallas	8	6	0	.571
Philadelphia	7	7	0	.500
New York Giants	2	12	0	.143

### Western Division

Los Angeles	10	4	0	.714
San Francisco	6	8	0	.429
New Orleans	5	9	0	.357
Atlanta	3	11	0	.214

Minnesota defeated St. Louis, 30-14, and Los Angeles defeated Washington, 19-10, in National Conference playoffs. Minnesota defeated Los Angeles, 14-10, for National Conference title.

## AMERICAN CONFERENCE

### Central Division

	W	L	T	Pct.
Pittsburgh	10	3	1	.750
Cincinnati	7	7	0	.500
Houston	7	7	0	.500
Cleveland	4	10	0	.286

### Eastern Division

Miami	11	3	0	.786
Buffalo	9	5	0	.643
New England	7	7	0	.500
New York Jets	7	7	0	.500
Baltimore	2	12	0	.143

### Western Division

Oakland	12	2	0	.857
Denver	7	6	1	.536
Kansas City	5	9	0	.357
San Diego	5	9	0	.357

Pittsburgh defeated Buffalo, 32-14, and Oakland defeated Miami, 28-26, in American Conference playoffs. Pittsburgh defeated Oakland, 24-13, for American Conference title.

Pittsburgh defeated Minnesota, 16-6, for NFL title in Super Bowl IX.

# 1975

## NATIONAL CONFERENCE

### Central Division

	W	L	T	Pct.
Minnesota	12	2	0	.857
DETROIT	7	7	0	.500
Chicago	4	10	0	.286
Green Bay	4	10	0	.286

### Eastern Division

St. Louis	11	3	0	.786
Dallas	10	4	0	.714
Washington	8	6	0	.571
New York Giants	5	9	0	.357
Philadelphia	4	10	0	.286

### Western Division

Los Angeles	12	2	0	.857
San Francisco	5	9	0	.357
Atlanta	4	10	0	.286
New Orleans	2	12	0	.143

Dallas defeated Minnesota, 17-14, and Los Angeles defeated St. Louis, 35-23, in National Conference playoffs. Dallas defeated Los Angeles, 37-7, for National Conference title.

## AMERICAN CONFERENCE

### Central Division

	W	L	T	Pct.
Pittsburgh	12	2	0	.857
Cincinnati	11	3	0	.786
Houston	10	4	0	.714
Cleveland	3	11	0	.214

### Eastern Division

Baltimore	10	4	0	.714
Miami	10	4	0	.714
Buffalo	8	6	0	.571
New England	3	11	0	.214
New York Jets	3	11	0	.214

### Western Division

Oakland	11	3	0	.786
Denver	6	8	0	.429
Kansas City	5	9	0	.357
San Diego	2	12	0	.143

Pittsburgh defeated Baltimore, 28-10, and Oakland defeated Cincinnati, 31-28, in American Conference playoffs. Pittsburgh defeated Oakland, 16-10, for American Conference title.

Pittsburgh defeated Dallas, 21-17, for NFL title in Super Bowl X.

# 1976

## NATIONAL CONFERENCE

### Central Division

	W	L	T	Pct.
Minnesota	11	2	1	.821
Chicago	7	7	0	.500
DETROIT	6	8	0	.429
Green Bay	5	9	0	.286

### Eastern Division

Dallas	11	3	0	.786
Washington	10	4	0	.714
St. Louis	10	4	0	.714
Philadelphia	4	10	0	.286
New York Giants	3	11	0	.214

### Western Division

Los Angeles	10	3	1	.750
San Francisco	8	6	0	.571
Atlanta	4	10	0	.286
New Orleans	4	10	0	.286
Seattle	2	12	0	.143

Minnesota defeated Washington, 35-20, and Los Angeles defeated Dallas, 14-12, in National Conference playoffs. Minnesota defeated Los Angeles, 24-13, for National Conference title.

## AMERICAN CONFERENCE

### Central Division

	W	L	T	Pct.
Pittsburgh	10	4	0	.714
Cincinnati	10	4	0	.714
Cleveland	9	5	0	.643
Houston	5	9	0	.357

### Eastern Division

Baltimore	11	3	0	.786
New England	11	3	0	.786
Miami	6	8	0	.429
New York Jets	3	11	0	.214
Buffalo	2	12	0	.143

### Western Division

Oakland	13	1	0	.929
Denver	9	5	0	.643
San Diego	6	8	0	.429
Kansas City	5	9	0	.357
Tampa Bay	0	14	0	.000

Oakland defeated New England, 24-21, and Pittsburgh defeated Baltimore, 40-14, in American Conference playoffs. Oakland defeated Pittsburgh, 24-7, for American Conference title.

Oakland defeated Minnesota, 32-14, for NFL title in Super Bowl XI.

# 1977

## NATIONAL CONFERENCE

### Central Division

	W	L	T	Pct.
Minnesota	9	5	0	.643
Chicago	9	5	0	.643
DETROIT	6	8	0	.429
Green Bay	4	10	0	.286
Tampa Bay	2	12	0	.143

### Eastern Division

Dallas	12	2	0	.857
Washington	9	5	0	.643
St. Louis	7	7	0	.500
Philadelphia	5	9	0	.357
New York Giants	5	9	0	.357

### Western Division

Los Angeles	10	4	0	.714
Atlanta	7	7	0	.500
San Francisco	5	9	0	.357
New Orleans	3	11	0	.214

Dallas defeated Chicago, 37-7, and Minnesota defeated Los Angeles, 14-7, in National Conference playoffs. Dallas defeated Minnesota, 23-6, for National Conference title.

## AMERICAN CONFERENCE

### Central Division

	W	L	T	Pct.
Pittsburgh	9	5	0	.643
Houston	8	6	0	.571
Cincinnati	8	6	0	.571
Cleveland	6	8	0	.429

### Eastern Division

Baltimore	10	4	0	.714
Miami	10	4	0	.714
New England	9	5	0	.643
New York Jets	3	11	0	.214
Buffalo	3	11	0	.214

### Western Division

Denver	12	2	0	.857
Oakland	11	3	0	.786
San Diego	7	7	0	.500
Seattle	5	9	0	.357
Kansas City	2	12	0	.143

Denver defeated Pittsburgh, 34-21, and Oakland defeated Baltimore, 37-31, in American Conference playoffs. Denver defeated Oakland, 20-17, for American Conference title.

Dallas defeated Denver, 27-10, for NFL title in Super Bowl XII.



# 1978

## NATIONAL CONFERENCE

### Central Division

	W	L	T	Pct.
Minnesota	8	7	1	.531
Green Bay	8	7	1	.531
DETROIT	7	9	0	.438
Chicago	7	9	0	.438
Tampa Bay	5	11	0	.313

### Eastern Division

Dallas	12	4	0	.750
Philadelphia	9	7	0	.563
Washington	8	8	0	.500
St. Louis	6	10	0	.375
New York Giants	6	10	0	.375

### Western Division

Los Angeles	12	4	0	.750
Atlanta	9	7	0	.563
New Orleans	7	9	0	.438
San Francisco	2	14	0	.125

Atlanta defeated Philadelphia, 14-13, in National Conference wild card. Dallas defeated Atlanta, 27-20, and Los Angeles defeated Minnesota, 34-10, in National Conference playoffs. Dallas defeated Los Angeles, 28-0, for National Conference title.

Pittsburgh defeated Dallas, 35-31, for NFL title in Super Bowl XIII.

## AMERICAN CONFERENCE

### Central Division

	W	L	T	Pct.
Pittsburgh	14	2	0	.875
Houston	10	6	0	.625
Cleveland	8	8	0	.500
Cincinnati	4	12	0	.250

### Eastern Division

New England	11	5	0	.688
Miami	11	5	0	.688
New York Jets	8	8	0	.500
Buffalo	5	11	0	.313
Baltimore	5	11	0	.313

### Western Division

Denver	10	6	0	.625
Oakland	9	7	0	.563
Seattle	9	7	0	.563
San Diego	9	7	0	.563
Kansas City	4	12	0	.250

Houston defeated Miami, 17-9, in American Conference wild card. Houston defeated New England, 14-13, and Pittsburgh defeated Denver, 33-10, in American Conference playoffs. Pittsburgh defeated Houston, 34-5, for American Conference title.

# 1979

## NATIONAL CONFERENCE

### Central Division

	W	L	T	Pct.
Tampa Bay	10	6	0	.625
Chicago	10	6	0	.625
Minnesota	7	9	0	.438
Green Bay	5	11	0	.313
DETROIT	2	14	0	.125

### Eastern Division

Dallas	11	5	0	.688
Philadelphia	11	5	0	.688
Washington	10	6	0	.625
New York Giants	6	10	0	.375
St. Louis	5	11	0	.313

### Western Division

Los Angeles	9	7	0	.563
New Orleans	8	8	0	.500
Atlanta	6	10	0	.375
San Francisco	2	14	0	.125

Philadelphia defeated Chicago, 27-17, in National Conference wild card. Tampa Bay defeated Philadelphia, 24-17, and Los Angeles defeated Dallas, 21-19, in National Conference playoffs. Los Angeles defeated Tampa Bay, 9-0, for National Conference title.

Pittsburgh defeated Los Angeles, 31-19, for NFL title in Super Bowl XIV.

## AMERICAN CONFERENCE

### Central Division

	W	L	T	Pct.
Pittsburgh	12	4	0	.750
Houston	11	5	0	.688
Cleveland	9	7	0	.563
Cincinnati	4	12	0	.250

### Eastern Division

Miami	10	6	0	.625
New England	9	7	0	.563
New York Jets	8	8	0	.500
Buffalo	7	9	0	.438
Baltimore	5	11	0	.313

### Western Division

San Diego	12	4	0	.750
Denver	10	6	0	.625
Seattle	9	7	0	.563
Oakland	9	7	0	.563
Kansas City	7	9	0	.438

Houston defeated Denver, 13-7, in American Conference wild card. Houston defeated San Diego, 17-14, and Pittsburgh defeated Miami, 34-14, in American Conference playoffs. Pittsburgh defeated Houston, 27-13, for American Conference title.

# 1980

## NATIONAL CONFERENCE

### Central Division

	W	L	T	Pct.
Minnesota	9	7	0	.563
DETROIT	9	7	0	.563
Chicago	7	9	0	.438
Tampa Bay	5	10	1	.344
Green Bay	5	10	1	.344

### Eastern Division

Philadelphia	12	4	0	.750
Dallas	12	4	0	.750
Washington	6	10	0	.375
St. Louis	5	11	0	.313
New York Giants	4	12	0	.250

### Western Division

Atlanta	12	4	0	.750
Los Angeles	11	5	0	.688
San Francisco	6	10	0	.375
New Orleans	1	15	0	.063

Dallas defeated Los Angeles, 24-13, in National Conference wild card. Philadelphia defeated Minnesota, 31-16, and Dallas defeated Atlanta, 30-27, in National Conference playoffs. Philadelphia defeated Dallas 20-7, for National Conference title.

## AMERICAN CONFERENCE

### Central Division

	W	L	T	Pct.
Cleveland	11	5	0	.688
Houston	11	5	0	.688
Pittsburgh	9	7	0	.563
Cincinnati	6	10	0	.375

### Eastern Division

Buffalo	11	5	0	.688
New England	10	6	0	.625
Miami	8	8	0	.500
Baltimore	7	9	0	.438
New York Jets	4	12	0	.250

### Western Division

San Diego	11	5	0	.688
Oakland	11	5	0	.688
Kansas City	8	8	0	.500
Denver	8	8	0	.500
Seattle	4	12	0	.250

Oakland defeated Houston, 27-7, in American Conference wild card. San Diego defeated Buffalo, 20-14, and Oakland defeated Cleveland, 14-12, in American Conference playoffs. Oakland defeated San Diego, 34-27, for American Conference title.

Oakland defeated Philadelphia, 27-10, for NFL title in Super Bowl XV.

# 1981

## NATIONAL CONFERENCE

### Central Division

	W	L	T	Pct.
Tampa Bay	9	7	0	.563
DETROIT	8	8	0	.500
Green Bay	8	8	0	.500
Minnesota	7	9	0	.438
Chicago	6	10	0	.375

### Eastern Division

Dallas	12	4	0	.750
Philadelphia	10	6	0	.625
New York Giants	9	7	0	.563
Washington	8	8	0	.500
St. Louis	7	9	0	.438

### Western Division

San Francisco	13	3	0	.813
Atlanta	7	9	0	.438
Los Angeles	6	10	0	.375
New Orleans	4	12	0	.250

New York Giants defeated Philadelphia, 27-21, in National Conference wild card. Dallas defeated Tampa Bay, 38-0, and San Francisco defeated New York, 38-24, in National Conference playoffs. San Francisco defeated Dallas, 28-27, for National Conference title.

## AMERICAN CONFERENCE

### Central Division

	W	L	T	Pct.
Cincinnati	12	4	0	.750
Pittsburgh	8	8	0	.500
Houston	7	9	0	.438
Cleveland	5	11	0	.313

### Eastern Division

Miami	11	4	1	.719
New York Jets	10	5	1	.656
Buffalo	10	6	0	.625
Baltimore	2	14	0	.125
New England	2	14	0	.125

### Western Division

San Diego	10	6	0	.625
Denver	10	6	0	.625
Kansas City	7	9	0	.438
Oakland	7	9	0	.438
Seattle	6	10	0	.375

Buffalo defeated New York Jets, 31-27, in American Conference wild card. San Diego defeated Miami, 41-38, and Cincinnati defeated Buffalo, 28-21, in American Conference playoffs. Cincinnati defeated San Diego, 27-7, for American Conference title.

San Francisco defeated Cincinnati, 26-21, for NFL title in Super Bowl XVI.

# 1982

## NATIONAL CONFERENCE

### Central Division

	W	L	T	Pct.
Green Bay	5	3	1	.611
Minnesota	5	4	0	.556
Tampa Bay	5	4	0	.556
DETROIT	4	5	0	.444
Chicago	3	6	0	.333

### Eastern Division

Washington	8	1	0	.889
Dallas	6	3	0	.667
St. Louis	5	4	0	.556
New York Giants	4	5	0	.444
Philadelphia	3	6	0	.333

### Western Division

Atlanta	5	4	0	.556
New Orleans	4	5	0	.444
San Francisco	3	6	0	.333
Los Angeles Rams	2	7	0	.222

Washington defeated DETROIT, 31-7. Green Bay defeated St. Louis, 41-16. Minnesota defeated Atlanta, 30-24, and Dallas defeated Tampa Bay, 30-17, in NFC First Round Playoffs. Washington defeated Minnesota, 21-7, and Dallas defeated Green Bay, 37-26, in NFC Second Round Playoffs. Washington defeated Dallas, 31-17, for National Conference title.

## AMERICAN CONFERENCE

### Central Division

	W	L	T	Pct.
Cincinnati	7	2	0	.778
Pittsburgh	6	3	0	.667
Cleveland	4	5	0	.444
Houston	1	8	0	.111

### Eastern Division

Miami	7	2	0	.778
New York Jets	6	3	0	.667
New England	5	4	0	.556
Buffalo	4	5	0	.444
Baltimore	0	8	1	.056

### Western Division

Los Angeles Raiders	8	1	0	.889
San Diego	6	3	0	.667
Seattle	4	5	0	.444
Kansas City	3	6	0	.333
Denver	2	7	0	.222

Miami defeated New England, 28-13; Los Angeles Raiders defeated Cleveland, 27-10; New York Jets defeated Cincinnati, 44-17; and San Diego defeated Pittsburgh, 31-28, in AFC First Round Playoffs. New York Jets defeated Los Angeles Raiders, 17-14, and Miami defeated San Diego, 34-13, in AFC Second Round Playoffs. Miami defeated New York Jets, 14-0, for American Conference title.

Washington defeated Miami, 27-17, for NFL title in Super Bowl XVII.

# 1983

## NATIONAL CONFERENCE

### Central Division

	W	L	T	Pct.
DETROIT	9	7	0	.563
Green Bay	8	8	0	.500
Chicago	8	8	0	.500
Minnesota	8	8	0	.500
Tampa Bay	2	14	0	.125

### Eastern Division

Washington	14	2	0	.875
Dallas	12	4	0	.750
St. Louis	6	7	1	.531
Philadelphia	5	11	0	.313
New York Giants	3	12	1	.219

### Western Division

San Francisco	10	6	0	.625
Los Angeles Rams	9	7	0	.563
New Orleans	8	8	0	.500
Atlanta	7	9	0	.438

The Los Angeles Rams defeated Dallas, 24-17, in National Conference wild card. San Francisco defeated DETROIT, 24-23, and Washington defeated the Los Angeles Rams, 51-7, in National Conference playoffs. Washington defeated San Francisco, 24-17, for National Conference title.

Los Angeles Raiders defeated Washington, 38-9, for NFL title in Super Bowl XVIII.

## AMERICAN CONFERENCE

### Central Division

	W	L	T	Pct.
Pittsburgh	10	6	0	.625
Cleveland	9	7	0	.563
Cincinnati	7	9	0	.438
Houston	2	14	0	.125

### Eastern Division

Miami	12	4	0	.750
New England	8	8	0	.500
Buffalo	8	8	0	.500
Baltimore	7	9	0	.438
New York Jets	7	9	0	.438

### Western Division

Los Angeles Raiders	12	4	0	.750
Seattle	9	7	0	.563
Denver	9	7	0	.563
San Diego	6	10	0	.375
Kansas City	6	10	0	.375

Seattle defeated Denver, 31-7, in American Conference wild card. Seattle defeated Miami, 27-20, and the Los Angeles Raiders defeated Pittsburgh, 38-10, in American Conference playoffs. The Los Angeles Raiders defeated Seattle, 30-14, for American Conference title.

## NATIONAL CONFERENCE

## Central Division

	W	L	T	Pct.	Pts.	OP
Chicago	10	6	0	.625	325	248
Green Bay	8	8	0	.500	390	309
Tampa Bay	6	10	0	.375	335	380
DETROIT	4	11	1	.281	283	408
Minnesota	3	13	0	.188	276	484

## Eastern Division

	W	L	T	Pct.	Pts.	OP
Washington	11	5	0	.688	426	310
N.Y. Giants	9	7	0	.563	299	301
St. Louis	9	7	0	.563	423	345
Dallas	9	7	0	.563	308	308
Philadelphia	6	9	1	.406	278	320

## Western Division

	W	L	T	Pct.	Pts.	OP
San Francisco	15	1	0	.938	475	227
L.A. Rams	10	6	0	.625	346	316
New Orleans	7	9	0	.438	298	361
Atlanta	4	12	0	.250	281	382

The N.Y. Giants defeated the Los Angeles Rams, 16-13, in National Conference wild card. San Francisco defeated N.Y. Giants, 21-10, and Chicago defeated Washington, 23-19, in National Conference playoffs. San Francisco defeated Chicago, 23-0 for National Conference title.

## AMERICAN CONFERENCE

## Central Division

	W	L	T	Pct.	Pts.	OP
Pittsburgh	9	7	0	.563	387	310
Cincinnati	8	8	0	.500	339	339
Cleveland	5	11	0	.313	250	297
Houston	3	13	0	.188	240	437

## Eastern Division

	W	L	T	Pct.	Pts.	OP
Miami	14	2	0	.875	513	298
New England	9	7	0	.563	362	352
N.Y. Jets	7	9	0	.438	332	364
Indianapolis	4	12	0	.250	239	414
Buffalo	2	14	0	.125	250	454

## Western Division

	W	L	T	Pct.	Pts.	OP
Denver	13	3	0	.813	353	241
Seattle	12	4	0	.750	418	282
L.A. Raiders	11	5	0	.688	368	278
Kansas City	8	8	0	.500	314	324
San Diego	7	9	0	.438	394	413

Seattle defeated Los Angeles Raiders, 13-7, in American Conference wild card. Miami defeated Seattle, 31-10, and Pittsburgh defeated Denver, 24-17, in American Conference playoffs. Miami defeated Pittsburgh, 45-28, for American Conference title.

San Francisco defeated Miami, 38-16, for NFL title in Super Bowl XIX.

## NATIONAL CONFERENCE

## Central Division

	W	L	T	Pct.	Pts.	OP
Chicago	15	1	0	.938	456	198
Green Bay	8	8	0	.500	337	355
Minnesota	7	9	0	.438	346	359
DETROIT	7	9	0	.438	307	366
Tampa Bay	2	14	0	.125	294	448

## Eastern Division

	W	L	T	Pct.	Pts.	OP
Dallas	10	6	0	.625	357	333
N.Y. Giants	10	6	0	.625	399	283
Washington	10	6	0	.625	297	312
Philadelphia	7	9	0	.438	286	310
St. Louis	5	11	0	.313	278	414

## Western Division

	W	L	T	Pct.	Pts.	OP
L.A. Rams	11	5	0	.688	340	277
San Francisco	10	6	0	.625	411	263
New Orleans	5	11	0	.313	294	401
Atlanta	4	12	0	.250	282	452

The N.Y. Giants defeated San Francisco, 17-3, in the National Conference wild card. Chicago defeated the N.Y. Giants, 21-0, and the Los Angeles Rams defeated Dallas, 20-0, in the National Conference playoffs. Chicago defeated the Los Angeles Rams, 24-0, for the National Conference title.

## AMERICAN CONFERENCE

## Central Division

	W	L	T	Pct.	Pts.	OP
Cleveland	8	8	0	.500	287	294
Cincinnati	7	9	0	.438	441	437
Pittsburgh	7	9	0	.438	379	355
Houston	5	11	0	.313	284	412

## Eastern Division

	W	L	T	Pct.	Pts.	OP
Miami	12	4	0	.750	428	320
N.Y. Jets	11	5	0	.688	393	264
New England	11	5	0	.688	362	290
Indianapolis	5	11	0	.313	320	386
Buffalo	2	14	0	.125	200	381

## Western Division

	W	L	T	Pct.	Pts.	OP
L.A. Raiders	12	4	0	.750	354	308
Denver	11	5	0	.688	380	329
Seattle	8	8	0	.500	349	303
San Diego	8	8	0	.500	467	435
Kansas City	6	10	0	.376	317	360

New England defeated the N.Y. Jets, 26-14, in the American Conference wild card. New England defeated the Los Angeles Raiders, 27-20, and Miami defeated Cleveland, 24-21, in the American Conference playoffs. New England defeated Miami, 31-14, for the American Conference title.

Chicago defeated New England, 46-10, for NFL title in Super Bowl XX.



# 1986

## NATIONAL CONFERENCE

### Central Division

	W	L	T	Pct.	Pts.	OP
Chicago	14	2	0	.875	352	187
Minnesota	9	7	0	.563	398	273
DETROIT	5	11	0	.313	277	326
Green Bay	4	12	0	.250	254	418
Tampa Bay	2	14	0	.125	239	473

### Eastern Division

	W	L	T	Pct.	Pts.	OP
N.Y. Giants	14	2	0	.875	371	236
Washington	12	4	0	.750	368	296
Dallas	7	9	0	.438	346	337
Philadelphia	5	10	1	.344	256	312
St. Louis	4	11	1	.281	218	351

### Western Division

	W	L	T	Pct.	Pts.	OP
San Francisco	10	5	1	.656	374	247
L.A. Rams	10	6	0	.625	309	267
Atlanta	7	8	1	.469	280	280
New Orleans	7	9	0	.438	288	287

Washington defeated the Los Angeles Rams, 19-7, in the National Conference wild card. Washington defeated Chicago, 27-13, and the N.Y. Giants defeated San Francisco, 49-3, in the National Conference playoffs. The New York Giants defeated Washington, 17-0, for the National Conference title.

The N.Y. Giants defeated Denver, 39-20, for the NFL title in Super Bowl XXI.

## AMERICAN CONFERENCE

### Central Division

	W	L	T	Pct.	Pts.	OP
Cleveland	12	4	0	.750	391	310
Cincinnati	10	6	0	.625	409	394
Pittsburgh	6	10	0	.375	307	336
Houston	5	11	0	.313	274	329

### Eastern Division

	W	L	T	Pct.	Pts.	OP
New England	11	5	0	.688	412	307
N.Y. Jets	10	6	0	.625	364	386
Miami	8	8	0	.500	430	405
Buffalo	4	12	0	.250	287	348
Indianapolis	3	13	0	.188	229	400

### Western Division

	W	L	T	Pct.	Pts.	OP
Denver	11	5	0	.688	378	327
Kansas City	10	6	0	.625	358	326
Seattle	10	6	0	.625	366	293
L.A. Raiders	8	8	0	.500	323	346
San Diego	4	12	0	.250	335	396

The N.Y. Jets defeated Kansas City, 35-15, in the American Conference wild card. Cleveland defeated the N.Y. Jets, 23-20, and Denver defeated New England, 22-17, in the American Conference playoffs. Denver defeated Cleveland, 23-20 (OT), for the American Conference title.

# 1987

## NATIONAL CONFERENCE

### Central Division

	W	L	T	Pct.	Pts.	OP
Chicago	11	4	0	.733	356	282
Minnesota	8	7	0	.533	336	335
Green Bay	5	9	1	.367	255	300
Tampa Bay	4	11	0	.267	286	360
DETROIT	4	11	0	.267	269	384

### Eastern Division

	W	L	T	Pct.	Pts.	OP
Washington	11	4	0	.733	379	285
Dallas	7	8	0	.467	340	348
St. Louis	7	8	0	.467	362	368
Philadelphia	7	8	0	.467	337	380
N.Y. Giants	6	9	0	.400	280	312

### Western Division

	W	L	T	Pct.	Pts.	OP
San Francisco	13	2	0	.867	459	253
New Orleans	12	3	0	.800	422	253
L.A. Rams	6	9	0	.400	317	361
Atlanta	3	12	0	.200	205	436

Minnesota defeated the New Orleans Saints, 44-10, in the National Conference wild card. Minnesota defeated San Francisco, 36-24, and the Washington Redskins defeated Chicago, 21-17, in the National Conference playoffs. Washington defeated Minnesota, 17-10, for the National Conference title.

The Washington Redskins defeated Denver, 42-10, for the NFL title in Super Bowl XXII.

## AMERICAN CONFERENCE

### Central Division

	W	L	T	Pct.	Pts.	OP
Cleveland	10	5	0	.667	390	239
Houston	9	6	0	.600	345	349
Pittsburgh	8	7	0	.533	285	299
Cincinnati	4	11	0	.267	285	370

### Eastern Division

	W	L	T	Pct.	Pts.	OP
Indianapolis	9	6	0	.600	300	238
New England	8	7	0	.533	320	293
Miami	8	7	0	.533	362	335
Buffalo	7	8	0	.467	270	305
N.Y. Jets	6	9	0	.400	334	360

### Western Division

	W	L	T	Pct.	Pts.	OP
Denver	10	4	1	.700	379	288
Seattle	9	6	0	.600	371	314
San Diego	8	7	0	.533	253	317
L.A. Raiders	5	10	0	.333	301	289
Kansas City	4	11	0	.267	273	388

Houston defeated the Seattle Seahawks, 23-20 (OT), in the American Conference wild card. Cleveland defeated Indianapolis, 38-21, and the Denver Broncos defeated Houston, 34-10, in the American Conference playoffs. Denver defeated Cleveland, 38-33, for the American Conference title.

# LIONS vs. ALL-TIME LEAGUE OPPONENTS

## LIONS vs. NFC TEAMS

(Regular Season Only)

	GP	W	L	T
Atlanta	18	13	5	0
Chicago	107	42	62	3
Dallas	10	4	6	0
Green Bay	109	47	56	6
Los Angeles	57	25	31	1
Minnesota	53	18	33	2
New Orleans	9	4	4	1
New York	22	13	8	1
Philadelphia	22	11	9	2
San Francisco	48	25	22	1
St. Louis	9	5	4	0
Tampa Bay	20	11	9	0
Washington	22	3	19	0
Totals	506	221	268	17

## LIONS vs. AFC TEAMS

(Regular Season Only)

	GP	W	L	T
Baltimore/Indianapolis	36	17	17	2
Buffalo	3	1	1	1
Cincinnati	4	2	2	0
Cleveland	12	9	3	0
Denver	6	2	4	0
Houston	4	2	2	0
Kansas City	5	2	3	0
Miami	3	1	2	0
New England	4	2	2	0
New York	4	2	2	0
Oakland/L.A.	6	2	4	0
Pittsburgh	23	13	9	1
San Diego	5	3	2	0
Seattle	4	1	3	0
Totals	119	59	56	4

## LIONS IN POST-SEASON GAMES

	GP	W	L	T
Championships	5	4	1	0
Playoffs	5	2	3	0
Runner-up Bowls	3	3	0	0
Totals	13	9	4	0

## LIONS IN PRESEASON GAMES

(Since 1949)

	GP	W	L	T
Balt./Indianapolis	16	4	11	1
Buffalo	16	9	6	1
Chicago Cardinals	7	4	3	0
Chicago Bears	1	0	1	0
Cincinnati	18	8	10	0
Cleveland	30	19	10	1
College All-Stars	4	2	1	1
Dallas	4	1	3	0
Denver	2	0	2	0
Kansas City	8	5	3	0
Los Angeles	1	0	0	1
Miami	6	1	5	0
Minnesota	1	0	0	1
New England	3	2	1	0
New Orleans	4	3	1	0
New York Bulldogs	1	1	0	0
New York Giants	14	9	4	1
New York Jets	2	1	1	0
New York Yanks	1	1	0	0
Oakland/L.A.	3	1	2	0
Philadelphia	24	13	10	1
Pittsburgh	11	8	3	0
St. Louis	7	6	1	0
San Diego	1	1	0	0
Seattle	5	2	3	0
Washington	17	10	7	0
Totals	207	111	88	8

## LIONS vs. DEFUNCT TEAMS

(Regular Season Games)

	GP	W	L	T
Boston Redskins	3	3	0	0
Boston Yanks	5	3	2	0
Brooklyn Dodgers	11	8	3	0
Chicago Cardinals	31	19	9	3
Chicago-Pittsburgh	2	2	0	0
Cincinnati-St. Louis	2	2	0	0
Cleveland Rams	15	8	7	0
Dallas Texans	2	2	0	0
New York Bulldogs	1	1	0	0
New York Yanks	4	2	1	1
Phila.-Pittsburgh	1	0	1	0
Totals	77	50	23	4


## TEN LIONS IN PRO FOOTBALL'S HALL OF FAME

(Located in Canton, Ohio)

JACK CHRISTIANSEN: Player 1951-58; Elected 1970  
 EARL (DUTCH) CLARK: Player 1934-38; Elected 1963 (charter member)  
 BILL DUDLEY: Player 1947-49; Elected 1966  
 JOHN HENRY JOHNSON: Player 1957-59; Elected 1987  
 DICK (NIGHT TRAIN) LANE: Player 1960-65; Elected 1974  
 YALE LARY: Player 1952-53, 56-64; Elected 1979  
 BOBBY LAYNE: Player 1950-58; Elected 1967  
 JOE SCHMIDT: Player 1953-65; Elected 1973  
 DOAK WALKER: Player 1950-55; Elected 1986  
 ALEX WOJCIECHOWICZ: Player 1938-46; Elected 1968



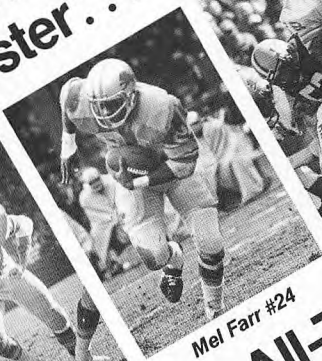
**BOBBY LAYNE (1950-58)**




Greg Landry #11



Steve Owens #36



Mel Farr #24



Doug English #78



# LIONS' ALL-TIME PLAYER ROSTER

## INCLUDING CURRENT VETERANS

### A

Adams, Ernie, LB, Illinois 1987  
 Addams, Abraham, E, Indiana 1949  
 Aiello, Anthony, B, Youngstown 1944  
 Alderman, Grady, G, Detroit 1960  
 Alford, Mike, C, Auburn 1966  
 Allen, Jimmy, DB, UCLA 1978-81  
 Allen, Nate, DB, Texas Southern 1979  
 Allerman, Kurt, LB, Penn State 1985  
 Andersen, Stanley, E, Stanford 1941  
 Anderson, Gary, G, Stanford 1977-78  
 Ane, Charles, T, USC 1953-59  
 Arena, Anthony, C, Mich. State 1942-46  
 Arnold, Jim, P, Vanderbilt 1986  
 Arnold, John, WR, Wyoming 1979-80  
 Ashcom, Richard, T, Oregon 1943  
 Atkins, George, G, Auburn 1955  
 Atty, Alexander, G, West Virginia 1941  
 Austin, James, E, St. Mary's 1939

### B

Baack, Steve, DE, Oregon 1984-  
 Bailey, Byron, B, Washington St. 1953-54  
 Baker, Al, DE, Colorado State 1978-82  
 Baker, John, DE, N. Carolina College 1968  
 Baldschwiler, Karl, T, Oklahoma 1978-82  
 Ball, Jerry, NT, Southern Meth. 1987-  
 Ball, Larry, LB, Louisville 1975  
 Banas, Stephen, B, Notre Dame 1935  
 Banjavic, Emil, B, Arizona 1942  
 Banonis, Vincent, C, Detroit 1951-53  
 Barle, Louis, B, Duluth 1938  
 Barnes, Al, WR, New Mexico St. 1971-73  
 Barnes, Roosevelt, LB, Purdue 1982-  
 Barney, Lem, DB, Jackson St. 1967-77  
 Barr, Terry, B, Michigan 1957-65  
 Barrows, Scott, G-C-T, West Virginia 1986-  
 Barton, Greg, QB, Tulsa 1969  
 Bass, Mike, DB, Michigan 1967  
 Batinski, Stanley, G, Temple 1941-47  
 Batten, Pat, FB, Hardin-Simmons 1964  
 Baumgartner, Maxie, E, Texas 1948  
 Beemer, Bob, DE, Toledo 1987  
 Behan, Charles, E, DeKalb 1942  
 Belichick, Stephen, B, W. Reserve 1941  
 Bell, Bob, DT, Cincinnati 1971-73  
 Benson, Charles, DE, Baylor 1987  
 Bernard, Charles, C, Michigan 1934  
 Bernard, Karl, RB, S.W. Louisiana 1987-  
 Berrang, Edward, E, Villanova 1951  
 Berry, Connie M., E, N. Carolina St. 1939  
 Bingham, Lester, G, Illinois 1948-54  
 Black, Mike, P, Arizona State 1983-86, 87  
 Blair, T. C., TE, Tulsa 1974  
 Bland, Carl, WR, Virginia Union, 1984-  
 Blessing, Paul, E, Nebr. St. Tchrs. 1944  
 Blue, Luther, WR, Iowa State 1977-79  
 Boadway, Steve, LB, Arizona 1987  
 Boden, Lynn, T, S. Dakota St. 1975-78  
 Bodenger, Maurice, G, Tulane 1934  
 Bolinger, Russ, G, Long Beach St. 1976-82  
 Bolton, Andy, RB, Fisk 1976-78  
 Booth, Richard, B, Western Res. 1941, 45  
 Bostic, John, DB, Bethune-Cookman 1985-87  
 Bowman, William, B, Wm. & Mary 1954, 56

Boyd, Thomas, LB, Alabama 1987-  
 Box, Cloyce, E, W. Texas St. 1949-50, 1952-54  
 Bradley, Danny, WR, Nebraska 1987  
 Bradley, Luther, DB, Notre Dame 1978-81  
 Bradshaw, Charlie, T, Baylor 1967-68  
 Brettschneider, Carl, LB, Iowa St. 1960-63  
 Briggs, Paul, T, Colorado 1948  
 Brill, Howard, B, Wichita 1939  
 Briscoe, Marlin, WR, Neb.-Omaha 1975-76  
 Britt, Maurice, E, Arkansas 1941  
 Brock, Willie, C, Colorado 1978  
 Brooks, Jon, LB, Clemson 1979  
 Brown, Arnold, DB, N. Carolina Central, 1985-86  
 Brown, Charlie, WR, N. Arizona 1970  
 Brown, Howard, G, Indiana 1948-50  
 Brown, Lomas, T, Florida 1985-  
 Brown, Marvin, B, E. Texas State 1957  
 Brown, Roger, T, Maryland State 1960-66  
 Brumley, Robert, B, Rice 1945  
 Bulger, Chester, T, Auburn 1950  
 Bundra, Mike, T, USC 1962-63  
 Bunz, Dan, LB, Cal State-Long Beach 1985  
 Burns, Mike, DB, USC 1978  
 Busch, Samuel, E, Ohio 1943  
 Bussey, Dexter, RB, Texas Arlington 1974-84  
 Butcher, Paul, LB, Wayne State 1986-

### C

Caddel, Ernie, B, Stanford 1934-38  
 Cain, James, E, Alabama 1950-55  
 Cain, Pat, C-G, Wichita State 1987  
 Callahan, J. R., B, Texas 1946  
 Callicutt, Ken, RB, Clemson 1978-82  
 Callihan, William, B, Nebraska 1940-45  
 Calvelli, Anthony, C, Stanford 1939-40  
 Campbell, Mike, RB, Lenoir Rhyne 1968  
 Campbell, Stanley, G, Iowa St. 1952, 1955-58  
 Cappelman, Bill, QB, Florida State 1973  
 Capria, Carl, DB, Purdue 1974  
 Cardwell, Lloyd, B, Nebraska 1937-43  
 Carpenter, Lewis, B, Arkansas 1953-55  
 Carr, Carl, LB, N. Carolina 1987  
 Cassady, Howard, B, Ohio St. 1956-61, 1963  
 Caver, James, WR, Missouri 1983  
 Cesare, Billy, DB, Miami 1982  
 Chadwick, Jeff, WR, Grand Valley St. 1983-  
 Chandler, Karl, C, Princeton 1978  
 Chantiles, Thomas, T, USC 1942  
 Chapman, Clarence, DB, Eastern Michigan 1985  
 Chase, Benjamin, G, Navy 1947  
 Cherry, Raphael, DB, Hawaii 1987-  
 Christensen, Frank, Utah 1934-37  
 Christensen, George, T, Oregon 1934-38  
 Christiansen, Jack, B, Colo. A&M 1951-58  
 Cifelli, August, T, Notre Dame 1951-53  
 Cifers, Robert, B, Tennessee 1944-46  
 Clark, Al, DB, Eastern Michigan 1971  
 Clark, Dexter, DB, Toledo 1987  
 Clark, Earl 'Dutch', B, Colorado 1934-38  
 Clark, Ernie, LB, Michigan State 1963-67  
 Clark, Wayne, E, Utah 1944-45  
 Clemons, Raymond, G, Cen. Okla. St. 1939  
 Cline, Ollie, B, Ohio State 1950-53  
 Clowes, John, T, Wm. & Mary 1951  
 Cobb, Garry, LB, USC 1979-84

Cody, Bill, LB, Auburn 1966  
 Cofer, Michael, DE-LB, Tennessee 1983-  
 Cogdill, Gail, E, Wash. State 1960-68  
 Cole, Eddie, LB, Mississippi 1979-80  
 Colella, Thomas, B, Canisius 1941-43  
 Conlee, Gerald, C, St. Mary's 1943  
 Compton, Dick, B, McMurry 1962-64  
 Concannon, Jack, QB, Boston Col. 1975  
 Cook, Gene, E, Toledo 1959  
 Cook, Ted, E, Alabama 1974  
 Cooke, Bill, DT, Massachusetts 1978  
 \*Cooper, Harold, B, Detroit 1937  
 Corgan, Michael, B, Notre Dame 1943  
 Cotton, Craig, TE, Youngstown 1969-72  
 Cottrell, Bill, T, Delaware Valley 1967-70  
 Crabtree, Clement, T, Wake Forest 1940-41  
 Creekmur, Louis, T, Wm. & Mary 1950-59  
 Cremer, Theodore, E, Auburn 1946-48  
 Croft, Don, DT, Texas El Paso 1976  
 Cronin, Gene, G, Coll. of Pacific 1956-59  
 Crosby, Ron, LB, Penn State 1977  
 Crosswhite, Leon, RB, Oklahoma 1973-74  
 Culp, Curley, DT, Arizona State 1980-81  
 Cunningham, Leon, C, S. Carolina 1955  
 Curley, August, LB, USC 1983-86

## D

D'Addio, Dave, FB, Maryland 1984  
 D'Alonzo, Peter, B, Villanova 1951-52  
 Danielson, Gary, QB, Purdue 1976-84  
 David, James, B, Colorado A&M 1952-59  
 Davis, Ben, DB, DePaul 1974-76  
 Davis, Glenn, E, Ohio State 1960-61  
 Davis, Jerome, NT, Ball State 1987  
 Davis, Milt, HB, UCLA 1956  
 Dawley, Frederick, B, Michigan 1944  
 Dawson, Mike, DT, Arizona 1983  
 Daykin, Tony, LB, Georgia Tech 1977-78  
 DeCorrevont, William, B, Nor'western 1946  
 DeFruiter, Robert, B, Nebraska 1947  
 Delaney, Jeff, DB, Pittsburgh 1981  
 \*DeMarco, Mario, G, Miami 1949  
 Dennis, Guy, G, Florida 1973-75  
 DePoyster, Jerry, K, Wyoming 1968  
 DeShane, Charles, B, Alabama 1945-49  
 Dibble, Dorne, E, Mich. St. 1951, 1953-57  
 Dickel, Dan, LB, Iowa 1978  
 Diehl, David, E, Michigan St. 1939-40, 1944-45  
 Dieterich, Chris, T, N. Carolina St. 1980-86  
 Diorio, Jerry, TE, Michigan 1987  
 Dodge, Kirk, LB, Nevada-Las Vegas, 1984-85  
 Doig, Steve, LB, New Hampshire 1982-84  
 Doli, Donald, B, S. California 1949-52  
 Dollinger, Tony, FB, Evangel 1987-  
 Doran, James, E, Iowa State 1951-59  
 \*D'Orazio, Joseph, T, Ithaca 1944  
 Dorney, Keith, T-G, Penn State 1979-  
 Dove, Robert, E-G, Notre Dame 1953-54  
 Dublinski, Thomas, QB, Utah 1952-54  
 Dubzinski, Walter, G, Boston College 1941  
 Dudish, Andrew, C, Georgia 1948  
 Dudley, William, B, Virginia 1947-49  
 Dugger, John, E, Ohio State 1947-48  
 Duncan, James, E, Wake Forest 1950  
 Duncan, Rick, P, East Montana St. 1969  
 Dunlap, Leonard, DB, N. Texas St. 1975

## E

Earon, Blaine, E, Duke 1952-53  
 \*Ebding, Harry, E, St. Mary's 1934-37

Eddy, Nick, RB, Notre Dame 1968-72  
 Edwards, Stan, FB, Michigan 1987  
 Ehrmann, Joe, DT, Syracuse 1981-82  
 Eiden, Edmund, B, Scranton 1944  
 Elam, Cleveland, DT, Tennessee St. 1979  
 Elder, Donnie, DB, Memphis State 1986  
 Elias, Homer, G, Tennessee State 1978-84  
 Ellerson, Gary, RB, Wisconsin 1987-  
 Ellis, Ken, DB, Southern 1979  
 Ellis, Lawrence, B, Syracuse 1948  
 Emerick, Robert, T, Miami (O.) 1934  
 Emerson, Gover, Texas 1934-37  
 Engbretson, Paul, T, N'western 1934  
 English, Doug, DT-NT, Texas 1975-79; 81-85  
 Enke, Fred, QB, Arizona 1948-51  
 Erxleben, Russell, P, Texas 1987  
 Evans, Leon, DE, Miami 1985-  
 Evans, Murray, B, Hardin-Simmons 1942-43  
 Evey, Dick, DT, Tennessee 1971

## F

Fanning, Mike, DT, Notre Dame 1983  
 Fantetti, Ken, LB, Wyoming 1979-85  
 Farkas, Andrew, B, Detroit 1945  
 Farmer, George, WR, UCLA 1975  
 Farr, Mel, UCLA 1967-73  
 Farr, Miller, DB, Wichita 1973  
 Federico, Craig, DB, Illinois State 1987  
 \*Feldhaus, William, T, Cincinnati 1937-40  
 Felton, Joe, G, Albion, 1987  
 Felts, Bob, HB, Florida A&M 1965-67  
 \*Fena, Thomas, G, Colorado 1937  
 Fenenbock, Charles, B, UCLA 1943-45  
 Ferguson, Joe, QB, Arkansas 1985-86  
 Ferguson, Keith, DE, Ohio State 1985-  
 Ferguson, Larry, HB, Iowa 1963  
 Fichman, Leon, T, Alabama 1946-47  
 Fields, Anthony, DB, Eastern Michigan 1987-  
 Fields, Edgar, DT, Texas A&M 1981  
 Fifer, William, T, Texas State 1978  
 Fisk, William, E, USC 1940-43  
 Flanagan, Ed, C, Purdue 1965-74  
 Flanagan, Richard, LB, Ohio State 1950-52  
 Folmar, Brendon, California (PA) 1987  
 Forte, Aldo, G, Montana 1946  
 Fowler, Amos, C, S. Mississippi 1978-84  
 Franklin, Dennis, Michigan 1975-76  
 Franks, Dennis, C, Michigan 1979  
 Freitas, Rockne, T, Oregon State 1968-77  
 French, Barry, G, Purdue 1951  
 Friede, Mike, WR, Indiana 1980  
 Frizzell, William, DB, N. Carolina Central 1984-85  
 Frohbose, Bill, DB, Miami (Fla.) 1974  
 Frutig, Edward, E, Michigan 1945-46  
 \*Fucci, Dominic, B, Kentucky 1955  
 Furness, Steve, DT, Rhode Island 1981  
 Furst, Anthony, T, Dayton 1940-41, 1944

## G

Gagnon, Roy, G, Oregon 1935  
 Gaines, Lawrence, FB, Wyoming 1976-79  
 Gallagher, Dave, DT, Michigan 1978-79  
 Gallagher, Frank, G, N. Carolina 1967-72  
 Galloway, Duane, DB, Arizona State 1985-  
 Gambrell, Bill, E, South Carolina 1968  
 Gandee, Sherwin, E, Ohio State 1952-57  
 Gatski, Frank, C, Marshall 1957  
 Gaubatz, Dennis, LB, LSU 1963-64  
 Gay, William, DE, USC 1978-87  
 \*Gedman, Gene, B, Indiana 1953, 1956-58

continued

Geile, Chris, C, Eastern Illinois 1987  
 Georgia, Ray, T, USC 1939  
 Geremsky, Thad, E, Pittsburgh 1951  
 Germany, Willie, DB, Morgan State 1973  
 Gibbons, James, E, Iowa 1958-68  
 Gibbs, Sonny, QB, TCU 1964  
 Gibson, Dennis, LB, Iowa State 1987-  
 Giles, Jimmie, TE, Alcorn State 1986  
 Gill, Sloko, G, Youngstown 1942  
 Gillette, Jim, B, Virginia 1948  
 Gilmer, Harry, QB, Alabama 1955-56  
 Ginn, Tommie, G, Arkansas 1980-81  
 Gipson, Paul, RB, Houston 1971  
 Girard, Earl, B, Wisconsin 1952-56  
 Glass, William, DE, Baylor 1958-61  
 Glover, Kevin, C-G, Maryland 1985-  
 Goich, Dan, DE, California 1969-70  
 Goldman, Samuel, E, Howard 1949  
 Golsteyn, Jerry, QB, N. Illinois 1979  
 Gonzaga, John, T, No College 1961-65  
 Goodman, Henry, T, W. Virginia 1942  
 Goovert, Ron, LB, MSU 1967  
 Gordon, John, DT, Hawaii 1972  
 Gordy, John, G, Tennessee 1957, 1959-67  
 Gore, Gordon, B, Okla. S.W. Tchrs. 1939  
 \*Graham, Lester, G, Tulsa 1938  
 Graham, William, DB, Texas 1982-87  
 Gray, Dan, DE, Rutgers 1978-79  
 Gray, Hector, DB, Florida St. 1981-83  
 Greco, Don, G, Western Illinois 1982-85  
 Green, Curtis, DE-NT, Alabama St. 1981-  
 Green, Donnie, T, Purdue 1978  
 Greene, John, E, Michigan 1944-50  
 Greer, Albert, E, Jackson State 1963  
 Grefe, Theodore, E, Notre Dame 1945  
 Griffin, James, DB, Middle Tenn. State 1986-  
 Grigoris, Frank, B, Chattanooga 1942  
 Grimes, George, B, Virginia 1948  
 Grymes, Darrell, WR, Central State 1987-  
 Groomes, Melvin, B, Indiana 1948-49  
 Grossman, Rex, B, Indiana 1950  
 Grottkau, Robert, G, Oregon 1959-60  
 \*Gutowsky, 'Ace', RB, Okla. City U. 1934-38

## H

Hackenbruck, John, T, Oregon State 1940  
 \*Hackney, Elmer, B, Kansas St. 1942-46  
 Haden, Bernard, E, Utah 1949-50  
 Haggerty, Mike, T, Miami (Fla.) 1973  
 Hall, Alvin, DB, Miami (O) 1981-85, 87  
 Hall, John, B, TCU 1942  
 Hall, Tom, E, Minnesota 1962-63  
 Hamilton, Raymond, E, Arkansas 1939  
 Hamlin, Gene, C, Western Michigan 1972  
 Hand, Larry, DE, Appalachian St. 1964-77  
 Hanneman, Chuck, E, Mich. Normal 1937-41  
 \*Hansen, Dale, T, Mich. State 1944, 1948-49  
 Harder, Pat, B, Wisconsin 1951-53  
 Harding, Roger, C, California 1948  
 Hardy, James, QB, USC, 1952  
 Harrell, James, LB, Florida 1979-83, 1985-86  
 Harrison, Granville, E, Miss. State 1942  
 Hart, Leon, E, Notre Dame 1950-57  
 Harvey, Maurice, DB, Ball State 1983, 87  
 Haverdick, Dave, DE, Morehead St. 1970  
 Hekkers, George, T, Wisconsin 1947-49  
 Held, Paul, B, San Jose State 1955  
 Helms, John, E, Georgia Tech 1946  
 Henderson, John, E, Michigan 1965-67

Hennigan, Mike, LB, Tenn. Tech. 1973-75  
 Hertwig, Craig, T, Georgia 1975-77  
 Heywood, Ralph, E, USC 1947  
 Hickman, Donnie, G, USC 1978  
 Hicks, Ivan, DB, Michigan 1987  
 Hicks, Mark, LB, Arizona State 1987  
 Hicks, R. W., C, Humboldt State 1975  
 Hightower, John, E, Sam Houston 1943  
 Hilgenberg, Wally, LB, Iowa 1964-66  
 Hill, David, TE, Texas A&I 1976-82  
 Hill, Harlon, E, Florence State 1962  
 Hill, J. D., WR, Arizona State 1976-78  
 Hill, James, B, Tennessee 1951-52  
 Hill, Jimmy, DB, San Houston 1965  
 Hill, Rod, DB, Kentucky State 1986  
 \*Hillman, Bill, B, Tennessee 1947  
 Hilton, John, TE, Richmond 1972-73  
 Hinchman, Hubert, B, Butler 1934  
 Hipple, Eric, QB, Utah State 1980-  
 Hirsch, Steve, DB, Northern Illinois 1987  
 \*Hoernschmeyer, Robert, B, Indiana 1950-55  
 Hogland, Doug, G, Oregon State 1958  
 Holland, Vernon, T, Tennessee St. 1980  
 Hollar, John, B, Appalachian State 1949  
 Hons, Todd, QB, Arizona State 1987  
 Hooks, Jim, RB, Cent. St. (Okla.) 1973-76  
 Hoopes, Mitch, P, Arizona 1977  
 Hoover, Mel, WR, Arizona State 1987  
 \*Hopp, Harry, B, Nebraska 1940-43  
 Howard, Billy, DT, Alcorn A&M 1974-76  
 Howard, William, B, USC 1939  
 Hubbard, Marv, FB, Colgate 1977  
 Huffman, Vernon, B, Indiana 1937-38  
 \*Hughes, Chuck, WR, Tex. El Paso 1970-71  
 Hunter, Herman, RB, Tennessee State 1986  
 Hunter, James, DB, Grambling 1976-82  
 Hunter, Scott, QB, Alabama 1979  
 \*Hupke, Thomas, G, Alabama 1934-37  
 Hutchison, Elvin, B, Whittier 1939

## I

Isselhardt, Ralph, G, Franklin 1937  
 Ivory, Bob, G, Detroit 1947  
 Izo, George, QB, Notre Dame 1965

## J

Jackson, Ernie, DB, Jackson St. 1979  
 James, Garry, RB, Louisiana State 1986-  
 James, John, P, Florida 1982  
 James, June, LB, Texas 1985-86  
 Jamison, George, LB, Cincinnati 1987-  
 Jarvis, Ray, WR, Norfolk State 1974-78  
 Jaszewski, Floyd, T, Minnesota 1950-51  
 Jauron, Dick, DB, Yale 1973-77  
 Jefferson, William, B, Mississippi St. 1941  
 Jenkins, Ken, RB, Bucknell 1983-84  
 Jenkins, Leon, DB, West Virginia 1972  
 Jenkins, Walter, E, Wayne 1955  
 Jessie, Ron, WR, Kansas 1971-74  
 Jett, John, E, Wake Forest 1941  
 Johnson, Demetrius, DB, Missouri 1983-86  
 Johnson, Gilvanni, WR, Michigan 1987  
 Johnson, James, LB, San Diego State 1985-86  
 \*Johnson, John 'Jack', T, Utah 1934-40  
 Johnson, John Henry, B, Ariz. St. 1957-59  
 Johnson, Lew, Texas A&I 1973-77  
 Johnson, Rick, T, Grand Valley St. 1987  
 Jolley, Gordon, T, Utah 1972-75  
 Jones, A. J., RB, Texas 1985  
 Jones, David, C-G, Texas, 1984-85  
 Jones, Doug, DB, S. Fernando Valley 1979

Jones, Elmer, G. Wake Forest 1947-48  
 Jones, James, FB, Florida 1983-  
 Jones, James, B. Union Tenn. 1946  
 Jones, Jimmie, RB, UCLA 1974  
 Jones, Ralph, E. Alabama 1946  
 Junker, Steve, E. Xavier 1957, 1959-61  
 Jurkiewicz, Walter, C. Indiana 1946

## K

Kab, Vyto, TE, Penn State 1987-  
 Kacmarek, Jeff, NT, Western Michigan 1987  
 Kamanu, Lew, DE, Weber State 1967-68  
 Kane, Rick, RB, San Jose State 1977-83, 1985  
 Kaporch, Albert, T. St. Bonaventure 1943-45  
 \*Karilivacz, Carl, B. Syracuse 1953-57  
 Karras, Alex, DT, Iowa 1958-62, 1964-70  
 Karras, Ted, G. Indiana 1965  
 Karstens, George, C. Indiana 1949  
 Kaska, Anton, B. Illinois Wesleyan 1935  
 Kearney, Jim, DB, Prairie View 1965-66  
 Keene, Robert, B. Detroit 1943-45  
 Kennedy, William, E. Mich. St. 1942, 1944  
 Kenney, Steve, G. Clemson 1986  
 Kent, Greg, DT, Utah 1968  
 Kercher, Richard, B. Tulsa 1954  
 \*Ketzel, Alexander, T. Michigan St. 1943  
 King, Angelo, LB, S. Carolina State, 1984-87  
 King, Horace, RB, Georgia 1975-83  
 Kinzer, Matt, P. Purdue 1987  
 Kipp, James, T. Montana State 1942  
 Kiser, Paul, G. Wake Forest 1987  
 \*Kizzire, Lee, Wyoming 1937  
 Klewicki, Edward, E. Michigan St. 1935-38  
 Kmetovic, Peter, B. Stanford 1947  
 Knorr, Lawrence, C. Dayton 1942-45  
 \*Knox, Sam, G. New Hampshire 1934-36  
 Komlo, Jeff, QB, Delaware 1979-81  
 Kopay, Dave, RB, Washington 1968  
 \*Kopcha, Joseph, G. Chattanooga 1936  
 Kostiuik, Michael, T. Detroit 1945  
 Kowalkowski, Bob, B. Virginia 1966-76  
 Kowgios, Nick, FB, Lafayette 1987  
 Krall, Gerald, B. Ohio State 1950  
 Kramer, Ron, E. Michigan 1965-67  
 Krings, Frank, B. TCU 1945  
 Krol, Joseph, B. W. Ontario 1945  
 \*Krouse, Raymond, T. Maryland 1956-57  
 Kuczinski, Bert, E. Pennsylvania 1943

## L

LaLonde, Roger, DT, Muskingum 1964  
 Landry, Greg, QB, Massachusetts 1968-78  
 Lane, Dick, DB, Scottsbluff JC 1960-65  
 LaRose, Dan, T. Missouri 1961-63  
 Lary, Yale, DB, Texas A&M 1952-53, 1956-64  
 Larson, Bill, TE, Colorado State 1977  
 Laslavic, Jim, LB, Penn State 1973-77  
 Laster, Don, T. Tennessee State 1984-  
 Latimer, Al, DB, Clemson 1982-84  
 Lawless, Burton, G. Florida 1980  
 Lay, Russell, B. Michigan State 1934  
 \*Layne, Robert, QB, Texas 1950-58  
 Lear, Leslie, B. Manitoba 1947  
 LeBeau, Dick, DB, Ohio State 1959-72  
 Lee, Edward, WR, So. Carolina State 1983  
 Lee, Gary, WR, Georgia Tech 1987-  
 Lee, Ken, LB, Washington 1971  
 Lee, Larry, C. UCLA 1981-85  
 Lee, Monte, LB, Texas 1963-64  
 Leforce, Clyde, QB, Tulsa 1947-49  
 Leonard, Tony, DB, Virginia U'n 1978-79

Lewis, Dan, HB, Wisconsin 1958-64  
 Lewis, David, TE, California 1984-86  
 Lewis, Eddie, DB, Kansas 1979-80  
 Lewis, Mark, TE, Texas A&M 1987-  
 Liles, Alva, DT, Boise State 1980  
 Liles, Elvin, G. Okla. A&M 1943-45  
 Lindon, Luther, T. Kentucky 1944-45  
 Lininger, Jack, C. Ohio State 1950-51  
 Lio, Augustino, G. Georgetown 1941-43  
 Lloyd, Dave, C. Georgia 1962  
 Lockett, Danny, LB, Arizona 1987-  
 Lomakoski, John, T. W. Michigan 1962  
 Long, Chuck, QB, Iowa 1986-  
 Long, Ken, G. Purdue 1976  
 Long, Robert, E. UCLA 1955-59  
 Looney, Joe Don, HB, Oklahoma 1965-66  
 Lowe, Gary, B. Michigan State 1957-64  
 \*Lowther, Jackie, B. Detroit 1944  
 Lucci, Mike, LB, Tennessee 1965-73  
 Luce, Derrel, LB, Baylor 1980  
 \*Lumpkin, Roy, B. Georgia Tech 1934  
 Lusk, Bob, C. Wm. & Mary 1956

## M

Machurek, Mike, QB, Idaho State 1982-84  
 Mackenroth, John, C. N. Dakota 1938  
 \*Madarik, Elmer, B. Detroit 1945-47  
 Maggiolo, Chick, B. Illinois 1949  
 Magnani, Dante, B. St. Mary's 1950  
 Maher, Bruce, DB, Detroit 1960-67  
 Mains, Gilbert, T. Murray State 1952-61  
 Malinchak, Bill, E. Indiana 1966-69  
 Mandley, Pete, WR, Northern Arizona 1984-  
 Mann, Errol, K. North Dakota 1969-76  
 Mann, Robert, E. Michigan 1948-49  
 Manzo, Joseph, T. Boston College 1945  
 Margucci, Joseph, B. USC 1947-48  
 Markovich, Mark, G. Penn State 1976-77  
 Maronic, Stephen, T. N. Carolina 1939-40  
 Marsh, Amos, FB, Oregon State 1965-67  
 Martin, James, G. Notre Dame 1951-61  
 Martin, Robbie, WR, Cal Poly SLO 1981-84  
 Martinovich, Philip, G. C.O.P. 1939  
 Matheson, Jack, E. Western Mich. 1943-46  
 Matheson, Riley, G. Texas Mines 1943  
 Mathews, Ned, B. UCLA 1940-43  
 Mathewson, Morley, E. California 1941  
 \*Matisi, Tony, T. Pittsburgh 1938-39  
 Matson, Ollie, FB, San Francisco 1963  
 Mattiford, John, G. Marshall 1941  
 Maves, Earl, B. Wisconsin 1948  
 Maxwell, Bruce, RB, Arkansas 1970  
 Maxwell, Vernon, LB, Arizona State 1985-  
 Mazza, Vincent, E. No College 1945-46  
 Mazzanti, Jerry, DE, Arkansas 1966  
 McCall, Reese, TE, Auburn 1983-85  
 McCambridge, John, DE, NWU 1967  
 McClung, Willie, T. Florida A&M 1960-61  
 McCord, Darris, DE, Tennessee 1955-67  
 McCoy, Joel, B. Alabama 1946  
 McCoy, Mike, DT, Notre Dame 1980  
 McCray, Prentice, DB, Arizona State 1980  
 McCullough, Earl, E. USC 1968-73  
 McDermott, Lloyd, T. Kentucky 1950  
 McDonald, James, B. Ohio State 1938-40  
 McDonald, James, TE, USC 1985  
 McDonough, Bob, DB, California (PA) 1987  
 McDuffie, George, DE, Findlay 1987  
 McElhenny, Hugh, HB, Washington 1964  
 McGee, Willie, WR, Alcorn State 1978

continued



McGraw, Mike, LB, Wyoming 1977  
 McGraw, Thurman, T, Colo. A&M 1950-54  
 McIlhenny, Donald, B, SMU 1956  
 McInnis, Hugh, E, Miss. Southern 1964  
 McKalip, William, E, Oregon St. 1934, 1936  
 \*McLenna, Bruce, HB, Hillsdale 1966  
 McMakin, John, TE, Clemson 1975  
 McNorton, Bruce, DB, Georgetown, Ky. 1982-  
 McWilliams, William, B, Jordan 1934  
 Meade, Mike, FB, Penn State, 1984-85  
 Melinkovich, Mike, DE, Gray Harbour JC 1967  
 Mello, James, B, Notre Dame 1949  
 Mendenhall, John, DT, Grambling 1980  
 Meska, Richard, T, St. Mary's 1945  
 Messner, Max, LB, Cincinnati 1960-63  
 Middleton, David, E, Auburn 1955-60  
 Mike-Mayer, Steve, K, Maryland 1977  
 Miketa, Andrew, C, N. Carolina 1954-55  
 Miklich, William, B, Idaho 1948  
 Milano, Arch, E, St. Francis 1945  
 Milinichik, Joe, G-T, N. Carolina St. 1987-  
 Miller, Robert, T, Virginia 1952-58  
 Miller, Terry, LB, Illinois 1970  
 Mills, Dick, G, Pittsburgh 1961-62  
 Misko, John, P, Oregon State, 1987  
 Mitchell, Devon, DB, Iowa 1986-  
 \*Mitchell, Granville, E, Davis-Elkins 1934  
 Mitchell, Melvin, C, Tennessee State 1977  
 Mitchell, Jim, DE, Virginia State 1970-77  
 Mitrick, Frank, T, Oglethorpe 1945  
 Mohring, John, LB, C. W. Post 1980  
 Morsen, Robert, G, Ohio State 1951  
 \*Monahan, Regis, B, Ohio State 1935-38  
 Montgomery, James, T, Texas A&M 1946  
 Montgomery, Wilbert, RB, Abilene Christian 1985  
 Montier, Mike, C, Colorado 1978  
 Mooney, Ed, LB, Texas Tech 1968-71  
 Moore, Alvin, RB, Arizona State 1985-86  
 Moore, Denis, T, USC 1967-69  
 \*Moore, Paul, B, Presbyterian 1940-41  
 Moore, William, E, E. No. Carolina 1939  
 Morlock, John, B, Marshall 1940  
 Morrall, Earl, QB, Michigan State 1958-64  
 \*Morris, Glen, E, Colorado State 1940  
 Morris, Jon, C, Holy Cross 1975-77  
 Morrison, Don, T, Texas Arlington 1979  
 Morse, Raymond, E, Oregon 1935-38, 1940  
 Moscrip, James, E, Stanford 1938-39  
 Moss, Martin, DT-NT, UCLA 1982-85  
 Mote, Kelly, E, Duke 1947-49  
 Mott, Steve, C, Alabama 1983-  
 Mugg, Garvin, T, N. Texas State 1945  
 Munson, Bill, QB, Utah State 1968-76  
 Murakowski, Art, B, Northwestern 1951  
 Murray, Ed, K, Tulane 1980-  
 Myers, Tom, QB, Northwestern 1965-66

## N

Nardi, Richard, B, Ohio State 1938  
 Naumoff, Paul, LB, Tennessee 1967-78  
 Nelson, Reed, C, Brigham Young 1947  
 Nelson, Robert, C, Baylor 1941, 1945  
 Nichols, Mark, WR, San Jose St. 1981-  
 Ninowski, Jim, QB, Mich. State 1960-61  
 Niziolek, Bob, TE, Colorado 1981  
 Noppenberg, John, B, Miami 1941  
 Nori, Reino, B, N. Illinois State 1937  
 Norris, Ulysses, TE, Georgia 1979-83  
 Nott, Douglas, B, Detroit 1935  
 Nowatzke, Tom, FB, Indiana 1965-69

## O

Oates, Brad, T, Brigham Young 1978  
 Obee, Duncan, C, Dayton 1941  
 O'Brien, Jim, WR, Cincinnati 1973  
 O'Brien, William, B, No. College 1947  
 Odle, Phil, E, BYU 1968-70  
 Office, Anthony, LB, Illinois State 1987  
 Ogle, Rick, LB, Colorado 1972  
 Oldham, Ray, DB, Middle Tennessee 1980-82  
 Olenski, Mitchell, T, Alabama 1947  
 Olszewski, John, FB, California 1961  
 O'Neil, Ed, LB, Penn State 1974-79  
 O'Neil, Bill, HB, Detroit 1935  
 Opalewski, Edward, T, Mich. N. 1943-44  
 Orton, Greg, G, Nebraska 1987  
 Orvis, Herb, DT, Colorado 1972-77  
 Owens, Steve, RB, Oklahoma 1970-76

## P

Paige, Tony, FB, Virginia Tech 1987-  
 Panciera, Donald, B, San Francisco 1950  
 Panelli, John, B, Notre Dame 1949-50  
 Paolucci, Ben, T, Wayne State 1959  
 \*Parker, Raymond, B, Centenary 1935-36  
 Parker, Willie, G, North Texas St. 1980  
 Parkin, Dave, DB, Utah State 1979  
 Parson, Ray, T, Minnesota 1971  
 Parsons, Lloyd, B, Gust. Adolphus 1941  
 \*Patt, Maurice, E, Carnegie Tech 1938  
 Patterson, Don, DB, Georgia Tech 1979  
 Pavelec, Theodore, G, Detroit 1941-42  
 Payton, Eddie, RB, Jackson State 1977  
 Pearson, Lindell, B, Oklahoma 1950  
 Perry, Gerald, T, California 1954, 1956-59  
 Pesuit, Wally, C, Kentucky 1979, 1980  
 Peters, Floyd, T, San Francisco St. 1963  
 Peterson, Ken, B, Gonzaga 1936  
 Picard, Bob, WR, East. Washington 1976  
 Pickard, Bob, WR, Xavier 1974  
 Piepul, Milton, B, Notre Dame 1941  
 Pierson, Reggie, Oklahoma State 1976  
 \*Pietrosante, Nick, B, Notre Dame 1959-65  
 Pifferini, Robert, C, San Jose State 1949  
 Pingel, John, B, Michigan State 1939  
 Pinkney, Reggie, DB, E. Carolina 1977-78  
 Plum, Milt, QB, Penn State 1962-67  
 \*Polansky, John, B, Wake Forest 1942  
 Poole, Oliver, E, Mississippi 1949  
 Porter, Ricky, RB, Slippery Rock St. 1982  
 Porter, Tracy, WR, LSU 1981-82  
 Potts, Charles, DB, Purdue 1972  
 Pchlik, John, T, Yale 1949-53  
 Pregulman, Mervin, G, Michigan 1947-48  
 Prescott, Harold, E, Hardin-Simmons 1949  
 Presnell, Glenn, B, Nebraska 1934-36  
 Price, Charles, B, Texas A&M 1940-41, 1945  
 Price, Ernest, DT, Texas A&I 1973-78  
 Prindle, Mike, K, Western Michigan 1987  
 Pringle, Alan, K, Rice 1975  
 Purefory, Dave, DE, E. Michigan 1978-82

## Q

Quaerna, Jerry, G-T, Michigan 1987  
 Quinlan, Bill, DE, Michigan State 1964

## R

Rabb, Warren, QB, LSU 1960  
 \*Rabold, Mike, G, Indiana 1959  
 Radovitch, William, G, USC 1938-41, 1945  
 Ramsey, Derrick, TE, Kentucky 1987  
 Randolph, Al, DB, Iowa 1972

- \*Randolph, Clare, C, Indiana 1934-36  
 Ranspot, Keith, E, SMU 1941  
 Rasley, Rocky, G, Oregon State 1969-73  
 Rasmussen, Wayne, DB, S. Dakota St. 1964-73  
 Reckmack, Raymond, B, Syracuse 1937  
 Redmond, Rudy, DB, Pacific 1972-73  
 \*Reeberg, Lucien, T, Hampton Inst. 1963  
 Reed, Joe, QB, Mississippi State 1975-79  
 Reese, Lloyd, B, Tennessee 1947  
 Reichow, Jerry, QB, Iowa 1956-59  
 Rexer, Freeman, E, Tulane 1944  
 Reynolds, Robert, T, Stanford 1937-38  
 \*Rhodes, Bruce, DB, S. Francisco St. 1978  
 Ricardo, Benny, K, San Diego St. 1976-79  
 Ricca, James, T, Georgetown 1955  
 Rich, Randy, DB, New Mexico 1977  
 Richards, Perry, E, Detroit 1956  
 Richards, Ray, G, Nebraska 1934  
 Richins, Aldo, B, Utah 1935  
 Rifenberg, Richard, E, Michigan 1950  
 Riley, Lee, B, Detroit 1955  
 \*Ritchart, Delbert, C, Colorado 1936-37  
 \*Robb, Joe, DE, TCU 1968-71  
 Robertson, Lake, E, Mississippi 1945  
 Robinson, Bo, FB, W. Texas St. 1979-80  
 Robinson, John, DB, Tenn. State 1966-67  
 Robinson, Shelton, LB, North Carolina 1986  
 Rockenbach, Lyle, G, Michigan St. 1943  
 Rogas, Daniel, G, Tulane 1951  
 Rogers, Reggie, DE, Washington 1987  
 \*Rogers, William, T, Villanova 1938-40  
 Roskie, Kenneth, B, E. Carolina 1948  
 Ross, Tim, LB, Bowling Green St. 1987  
 Rosteck, Ernest, C, No College 1944  
 Rote, Tobin, QB, Rice 1957-59  
 Rothwell, Fred, C, Kansas State 1974  
 Rouse, Stillman, E, Missouri 1940  
 Roussos, Michael, T, Pittsburgh 1949  
 Rowe, Robert, B, Colgate 1934  
 Rubick, Rob, TE, Grand Valley State 1982  
 Rubino, Anthony, G, Wake Forest 1943-46  
 Rush, Jerry, DT, Michigan State 1965-71  
 Russas, Albert, T, Tennessee 1949  
 Russell, Kenneth, T, Bowling Green 1957-59  
 Ryan, David, B, Hardin-Simmons 1945-46  
 Ryan, Kent, B, Utah State 1938-40  
 Rychiec, Tom, E, Am. Int'l 1958  
 Ryder, Nick, FB, Miami 1963-64
- S**
- \*Saleaumua, Dan, NT, Arizona State 1987  
 Salem, Harvey, G, California 1986  
 Salsbury, James, G, UCLA 1955-56  
 Sanchez, John, T, San Francisco 1947  
 Sanders, Charlie, TE, Minnesota 1968-77  
 Sanders, Daryl, T, Ohio State 1963-66  
 Sanders, Eric, T-G, Nevada-Reno 1986  
 Sanders, Ken, DE, Howard Payne 1972-79  
 \*Sandifer, Daniel, B, LSU 1950  
 Sanzotta, Dominic, B, W. Res. 1942, 1946  
 Sarratt, Charles, B, Oklahoma 1948  
 Sarringhaus, Paul, B, Ohio State 1948  
 Sartori, Lawrence, G, Fordham 1942, 1945  
 Saul, Bill, LB, Penn State 1970  
 Schibanoff, Alexander, T, Frank-Marsh 1942  
 Schiechi, John, C, Santa Clara 1942  
 Schmidt, Joseph, LB, Pittsburgh 1953-65  
 Schmiesing, Joe, DT, New Mexico St. 1972  
 \*Schnieller, John, E, Wisconsin 1934-36  
 Scholtz, Bob, C, Notre Dame 1960-64  
 Schottel, Ivan, B, NW Mo. St. 1946, 1948  
 Schroll, Charles, B, LSU 1950  
 Scott, Clyde, B, Arkansas 1952  
 Scott, Fred, WR, Amherst 1978-83  
 Scott, Perry, E, Muhlenberg 1942  
 Self, Clarence, B, Wisconsin 1950-51  
 Seltzer, Harry, B, Morris-Harvey 1942  
 Sewell, Harley, G, Texas 1953-62  
 Sheffield, Chris, DB, Albany State 1987  
 \*Shepherd, William, B, Westn. Md. 1935-40  
 Shoals, Roger, T, Maryland 1965-70  
 Siegert, Wayne, T, Illinois 1951  
 Sieminski, Chuck, DT, Penn State 1968  
 Sigillo, Dominic, T, Xavier 1945  
 Simmons, Davie, LB, N. Carolina 1980  
 \*Simmons, John, C, Detroit 1949-50  
 Simon, Jim, G-T, Miami (Fla.), 1963-65  
 Simonson, Dave, T, Minnesota 1977  
 Sims, Billy, RB, Oklahoma 1980-84  
 Sinkwich, Frank, B, Georgia 1943-44  
 Sirochman, George, G, Duquesne 1944  
 Skladany, Tom, P, Ohio State 1978-82  
 Slaby, Lou, LB, Pittsburgh 1966  
 Sloan, Dwight, B, Arkansas 1939-40  
 Small, John, DT, Citadel 1973-74  
 Smith, Bobby, DB, UCLA 1965-66  
 Smith, Harry, T, USC 1940  
 Smith, J. D., T, Rice 1964-66  
 Smith, J. Robert, Iowa 1949-54  
 Smith, Oscar, RB, Nicholls State, 1986  
 Smith, Ricky, DB, Alabama State 1987  
 Smith, Robert L., B, Texas A&M 1953-54  
 Smith, Wayne, DB, Purdue 1980-82  
 Sneddon, Robert, B, St. Mary's 1945  
 Snell, Ray, G, Wisconsin 1985  
 Soboleski, Joseph, T, Michigan 1950  
 Sokolosky, John, C, Wayne State 1978  
 Souders, Cecil, E, Ohio State 1947-49  
 Spangler, Eugene, B, Tulsa 1946  
 \*Speelman, Harry, T, Michigan State 1940  
 Spencer, Oliver, T, Kansas 1953, 1956, 1959-61  
 Speth, George, T, Murray State 1942  
 Stacco, Edward, T, Colgate 1947  
 Stacy, James, T, Oklahoma 1935-37  
 Staggers, Jon, WR, Missouri 1975  
 Stanfel, Richard, G, San Francisco 1952-55  
 Steele, Chuck, C, California 1987  
 \*Steen, James, T, Syracuse 1935-36  
 Steffen, Jim, B, UCLA 1959-60  
 Stephens, Hal, DE, East Carolina 1985  
 Stevenson, Mark, G-C, Western Illinois 1985  
 Stewart, Jim, DB, Tulsa 1979  
 Stits, William, B, UCLA 1954-56  
 \*Stokes, Lee, C, Centenary 1937-39  
 Stovall, Richard, C, Abilene Christian 1947-48  
 Strenger, Rich, T, Michigan 1983-87  
 Stringfellow, Joseph, E, Miss. So. 1942  
 Stuart, Roy, T, Tulsa 1943  
 Studstill, Pat, FL, Houston 1961-67  
 Susic, Stephen, B, Illinois 1947-48  
 Sugar, Leo, E, Purdue 1962  
 Sully, Ivory, DB, Delaware 1987  
 Sumler, Tony, DB, Wichita State 1978  
 Summers, Wilbur, Louisville 1977  
 Summerall, George, E, Arkansas 1952  
 Sunter, Ian, K, No College 1976  
 Swain, Bill, LB, Oregon 1968-69  
 Sweetan, Karl, QB, Wake Forest 1966-67  
 Swacki, William, E, Columbia 1951-52  
 Swider, Larry, P, Pittsburgh 1979

continued

Szakash, Paul, B, Montana 1938-42  
\*Szymanski, Frank, C, Notre Dame 1945-47

## T

Tassos, Damon, G, Texas A&M 1945-46  
Tatarek, Bob, DT, Miami (Ohio) 1972  
Tautolo, Terry, LB, UCLA 1981-82, 1984  
Taylor, Altie, RB, Utah State 1969-76  
Teal, Jim, LB, Purdue 1973  
Tearry, Larry, C, Wake Forest 1978-79  
Ten Napel, Garth, LB, Texas A&M 1976-77  
Terry, Nat, DB, Florida State 1978  
Thomas, Bob, K, Notre Dame 1982  
\*Thomas, Calvin, G, Tulsa 1939-40  
Thomas, Russell, T, Ohio State 1946-49  
Thomason, James, B, Texas A&M 1945  
Thompson, Bobby, RB, Oklahoma 1975-76  
Thompson, Bobby, DB, Arizona 1964-68  
Thompson, Dave, C, Clemson 1971-73  
Thompson, Jesse, WR, California 1978-81  
Thompson, Leonard, WR, Okla. St. 1975-86  
Thompson, Robert, LB, Michigan 1987  
Thompson, Vince, RB, Villanova 1981-83  
Thrower, Jim, DB, East Texas St. 1973-75  
Thuerk, Owen, E, St. Joseph (Ind.) 1941  
Todd, Jim, HB, Ball State 1966  
Tolle, Stuart, NT, Bowling Green State 1987  
Tomasetti, Louis, B, Bucknell 1941  
\*Tonelli, Anthony, C, USC 1939  
Topor, Ted, LB, Michigan 1955  
Torgeson, LaVern, C, Wash. St. 1951-54  
Tracey, Thomas, B, Tennessee 1956-57  
Treadway, John, T, Hardin-Simmons 1949  
Trebotich, Ivan, B, St. Mary's 1944-45  
Tressa, Thomas, G, Davis-Elkins 1942  
Triplett, Bill, RB, Miami (Ohio) 1968-72  
Triplett, Wallace, B, Penn State 1949-50  
Tripson, John, T, Mississippi State 1941  
Tripucka, Frank, QB, Notre Dame 1949  
Truvillion, Eric, WR, Florida A&M 1987  
Tsoutsouvas, John, C, Stanford 1940  
Tuinei, Tom, DT, Hawaii 1980  
Tully, Darrell, B, E. Texas Teachers 1939  
Turner, Harold, E, Tennessee State 1954  
Turnure, Tom, C-G, Washington 1980-83, 1985-86  
Tyler, Maurice, Morgan State 1976

## U

Uremovich, Emil, T, Ind. 1941-42, 1945-46

## V

Van Horn, Doug, G, Ohio State 1966  
Van Tone, Arthur, B, Southern Mississippi 1943-45  
\*Vanzo, Frederick, B, Northwestern 1938-41  
Vargo, Larry, E, Detroit 1963  
\*Vaughn, Charles, B, Tennessee 1935  
Vaughn, Tom, DB, Iowa State 1965-71  
\*Vezmar, Walter, T, Michigan State 1946-47

## W

\*Wagner, Sidney, G, Mich. State 1936-38  
Wagoner, Dan, DB, Kansas 1982-84  
Walker, E. Doak, B, SMU 1950-55  
Walker, Wayne, LB, Idaho 1958-72  
Walker, Willie, FL, Tennessee State 1966  
Walters, Rod, G, Iowa 1980  
Walton, Chuck, G, Iowa State 1967-74  
Walton, Larry, WR, Arizona State 1969-76  
Ward, Elmer, C, Utah State 1935-36  
Ward, Paul, T, Whitworth 1961-62  
Ward, William, G, Washington St. 1947-49  
Warne, Jim, T, Arizona State 1987

Washington, Dave, LB, Alcorn St. 1978-79  
Washington, Gene, WR, Stanford 1979  
Watkins, Bobby, DB, Southwest Texas State 1962-  
Watkins, Larry, RB, Alcorn A&M 1969  
Watkins, Tom, HB, Iowa State 1962-67  
Watson, Joseph, C, Rice 1950  
Watt, Joseph, B, Syracuse 1947-48  
Weatherall, Jim, T, Oklahoma 1959-60  
Weaver, Charlie, LB, USC 1971-81  
Weaver, Herman, P, Tennessee 1970-76  
Webb, Ken, HB, Presbyterian 1958-62  
Weber, Richard, B, St. Louis 1945  
Weger, Mike, DB, Bowling Green 1967-75  
Weiss, Howard, B, Wisconsin 1939-40  
Weithe, John, G, Xavier 1939-42  
Welch, Jim, RB, SMU 1968  
Wells, Warren, E, Texas Southern 1964  
West, Charlie, DB, Texas El Paso 1974-77  
Wester, Cleve, RB, Concordia 1987  
\*Westfall, Robert, B, Michigan 1944-47  
\*Wetterlund, Chet, B, Ill. Wesleyan 1942  
Wheeler, Mark, TE, Kentucky 1987  
White, Byron, B, Colorado 1940-41  
White, Daryl, G, Nebraska 1974  
White, Stan, LB, Ohio State 1980-82  
White, Wilbur, HB, Colorado A&M 1936  
Whited, Mike, T, Pacific 1980  
Whitlow, Bob, G-C, Arizona 1961-65  
Whitsell, Dave, DB, Indiana 1958-60  
Wiatrak, John, C, Washington 1939  
Wickert, Tom, T, Washington State 1977  
Wickett, Lloyd, T, Oregon State 1943, 1946  
\*Wiese, Robert, B, Michigan 1947-48  
Williams, Bobby, DB, Central St. 1969-71  
Williams, Eric, DT-DE-NT, Washington State 1984-  
Williams, Eric T., DB, North Carolina State 1987  
Williams, Gardner, DB, St. Mary's 1984  
Williams, Jimmy, LB, Nebraska 1982-  
Williams, Ray, WR, Washington State 1980  
Williams, Rex, C, Texas Tech 1945  
Williams, Sam, DE, Mich. State 1960-65  
Williams, Scott, FB, Georgia 1986-  
Williams, Walt, DB, New Mexico State 1977-81  
Wilson, Camp, B, Tulsa 1946-49  
Winkler, Randy, T, Tarleton State 1967  
Winslow, Robert, E, USC 1940  
Witkowski, John, QB, Columbia 1984  
Witte, Mark, TE, North Texas St. 1987  
Wojciechowicz, Alex, C, Fordham 1938-46  
Woit, Richard, B, Arkansas State 1955  
Womack, Bruce, G, W. Texas State 1951  
Woodcock, John, DT, Hawaii 1976-80  
Woods, Larry, DT, Tennessee State 1971-72  
Woods, Robert, WR, Grambling 1987  
Woolfolk, Butch, RB, Michigan 1979  
Wright, John, WR, Illinois 1969  
Wyatt, Doug, DB, Tulsa 1973-74  
Wyche, Sam, QB, Furman 1974

## Y

Yarbrough, Jim, T, Florida 1969-77  
Yepremian, Garo, K, No College 1966-67  
Young, Adrian, LB, USC 1972  
Yowsky, Walter, E, Kentucky 1955

## Z

Zatkoff, Roger, G, Michigan 1957-58  
Zawadzka, Jerry, E, Columbia 1967  
Zimmerman, Leroy, B, San Jose St. 1947  
Zolko, Mickey, RB, Auburn 1971-74  
Zuzzio, Anthony, G, Muhlenberg 1942

(\*deceased)

# DETROIT LIONS' DRAFT SINCE 1980

## 1980

1. **SIMS, BILLY**  
RB, Oklahoma
2. **Choice to Minnesota**  
through San Francisco
3. **TURNURE, TOM**  
C, Washington
- 3B. **FRIEDE, MIKE**  
WR, Indiana  
(From Baltimore)
4. **HIPPLE, ERIC**  
QB, Utah State
5. **STREETER, MARK**  
DB, Arizona
- 5B. **GINN, TOM**  
G, Arkansas  
(From Kansas City)
6. **DIETERICH, CHRIS**  
T, North Carolina State
7. **MURRAY, EDDIE**  
K, Tulane
8. **Choice to Baltimore**
9. **JETT, DeWAYNE**  
WR, Hawaii
- 9B. **TUINEI, TOM**  
DT, Hawaii  
(From San Francisco  
through Kansas City)
10. **HENDERSON, HENRY**  
DB, Utah State
11. **SMITH, WAYNE**  
DB, Purdue
12. **WILLIAMS, RAY**  
KR, Washington State
4. **McNORTON, BRUCE**  
CB, Georgetown (Ky.)
5. **GRAHAM, WILLIAM**  
S, Texas
6. **MACHUREK, MIKE**  
QB, Idaho State
7. **BATES, PHIL**  
FB, Nebraska  
(From Houston)
- 7B. **SIMMONS, VICTOR**  
WR, Oregon State
8. **MOSS, MARTIN**  
DT, U.C.L.A.
9. **WAGONER, DAN**  
CB, Kansas  
(From Oakland  
through Los Angeles)
- 9B. **Choice to Miami**
10. **BARNES, ROOSEVELT**  
LB, Purdue
11. **LEE, EDWARD**  
WR, So. Carolina St.
12. **PORTER, RICKY**  
RB, Slippery Rock
- 12B. **RUBICK, ROB**  
TE, Grand Valley State  
(From San Diego)
- 3C. **BAACK, STEVE**  
DE, Oregon  
(From L.A. Rams)
4. **D'ADDIO, DAVE**  
RB, Maryland
5. **Choice to L. A. Rams**
6. **WITKOWSKI, JOHN**  
QB, Columbia
7. **CARTER, JIMMIE**  
LB, New Mexico  
(From Colts)
- 7B. **ATKINS, RENWICK**  
T, Kansas
8. **JONES, DAVID**  
C, Texas
9. **HOLLINS, RICH**  
WR, West Virginia
10. **FRIZZELL, WILLIAM**  
DB, North Carolina  
Central (From Colts)
- 10B. **THAXTON, JAMES**  
DB, Louisiana Tech
11. **SAXON, MIKE**  
P, San Diego State
12. **STRENO, GLENN**  
C, Tennessee

## 1983

1. **JONES, JAMES**  
FB, Florida
2. **STRENGER, RICH**  
T, Michigan
3. **COFER, MICHAEL**  
DE, Tennessee
4. **CURLEY, AUGUST**  
LB, Southern California
5. **JOHNSON, DEMETRIUS**  
DB, Missouri  
(From L.A. Rams)
- 5B. **MOTT, STEVE**  
C, Alabama
6. **BROWN, TODD**  
WR, Nebraska
7. **BLACK, MIKE**  
P, Arizona State
8. **STAPLETON, WILLIAM**  
DB, Washington
9. **Choice used in '82**  
supplemental draft  
of Kevin Robinson  
DB, North Carolina A&T
10. **LAUBE, DAVE**  
G-T, Penn State
11. **TATE, BEN**  
FB, North Carolina
12. **LANE, JIM**  
C, Idaho State
1. **BROWN, LOMAS**  
T, Florida
2. **GLOVER, KEVIN**  
C-G, Maryland
3. **JOHNSON, JAMES**  
LB, San Diego State
4. **HANCOCK, KEVIN**  
LB, Baylor
5. **McINTOSH, JOE**  
RB, North Carolina State
6. **SHORT, STAN**  
G, Penn State
7. **STATEN, TONY**  
CB, Angelo State
8. **CALDWELL, SCOTTY**  
RB, Texas-Arlington
9. **JAMES, JUNE**  
LB, Texas
10. **BEAUFORD, CLAYTON**  
WR, Auburn
11. **HARRIS, KEVIN**  
S, Georgia
12. **WEAVER, MIKE**  
G, Georgia

## 1986

1. **WILLIAMS, JIMMY**  
LB, Nebraska
2. **WATKINS, BOBBY**  
CB, Southwest Texas State
3. **DOIG, STEVE**  
LB, New Hampshire
1. **LONG, CHUCK**  
QB, Iowa
2. **JAMES, GARRY**  
RB, Louisiana State
3. **MILINICHIK, JOE**  
T, North Carolina State
4. **MITCHELL, DEVON**  
S, Iowa
5. **SMITH, OSCAR**  
RB, Nichols State
6. **GRIFFIN, ALLYN**  
WR, Wyoming
9. **PICKENS, LYLE**  
CB, Colorado
10. **JOHNSON, TRACY**  
LB, Morningside

continued



11. **MELVIN, LELAND**  
WR, Richmond
12. **DURDEN, ALLAN**  
S, Arizona

# 1987

1. **ROGERS, REGGIE**  
DE, Washington
2. **Choice to Houston**
3. **BALL, JERRY**  
NT, Southern Methodist
4. **RIVERS, GARLAND**  
S, Michigan
5. **Choice to Seattle**
6. **LOCKETT, DANNY**  
LB, Arizona
7. **SALEAUMUA, DAN**  
NT, Arizona State
8. **GIBSON, DENNIS**  
LB, Iowa State

9. **CALHOUN, RICK**  
RB, Cal State-Fullerton
10. **BROWN, RAY**  
WR, South California
11. **SIVERLING, BRIAN**  
TE, Penn State
12. **LEE, GARY**  
WR, Georgia Tech

# 1988

1. **BLADES, BENNIE**  
DB, Miami
- 2a. **SPIELMAN, CHRIS**  
LB, Ohio State
- 2b. **CARTER, PAT**  
TE, Florida State
3. **ROUNDTREE, RAY**  
WR, Penn State

4. **WHITE, WILLIAM**  
CB, Ohio State
5. **ANDOLSEK, ERIC**  
G, Louisiana State
6. **PAINTER, CARL**  
RB, Hampton Inst.
7. **JAMES, JEFF**  
WR, Stanford
8. **HADD, GARY**  
DT/NG, Minnesota
- 9a. **CORRINGTON, KIP**  
FS, Texas A&M
- 9b. **IRVIN, TODD**  
T, Mississippi
10. **CRAIG, PACO**  
WR, UCLA
11. **McCOIN, DANNY**  
QB, Cincinnati



Detroit Pistons guard Isiah Thomas welcomes Lions' first-round pick Bennie Blades to the Detroit sports scene on April 24, 1988.

## THE LAST TIME

### **Punt Returned For A Touchdown:**

By Lions: Dec. 21, 1986, **Pete Mandley** (81 yds.) vs. Atlanta

By Opponent: Nov. 27, 1986, **Walter Stanley** (83 yds.) vs. Green Bay

### **Kickoff Returned For A Touchdown**

By Lions: Dec. 12, 1982, **Alvin Hall** (96 yds.) at Green Bay

By Opponent: Dec. 22, 1985, **Gary Gentry** (94 yds.) vs. Chicago

### **Interception Returned For A Touchdown**

\*\*By Lions: Dec. 27, 1987, **Ricky Smith** (34 yds.) at Atlanta

\*\*By Opponent: Nov. 22, 1987, **Shaun Gayle** (20 yds.) at Chicago

### **Fumble Returned For A Touchdown**

\*\*By Lions: Oct. 4, 1987, **Angelo King** (9 yds.) vs. Tampa Bay

By Opponent: Oct. 26, 1986, **Wilbur Marshall** (12 yds.) at Chicago

### **Punt Blocked**

\*\*By Lions: Dec. 13, 1987, **Jimmy Williams** at Tampa Bay

By Opponent: Nov. 27, 1986, **Timothy Harris** for Green Bay (TD)

### **Field Goal Blocked**

By Lions: Nov. 16, 1986, **Eric Williams** at Philadelphia

\*\*By Opponent: Sept. 20, 1987, **Mitch Willis** for L.A. Raiders

### **Extra Point Blocked**

By Lions: Sept. 20, 1981, **Ray Oldham** at Minnesota

By Opponent: Sept. 9, 1978, **Lee Roy Selmon** for Tampa Bay

### **Extra Point Kick Missed**

By Lions: Dec. 21, 1986, **Eddie Murray** vs. Atlanta

By Opponent: Dec. 18, 1983, **Dave Warnke** for Tampa Bay

### **Shutout Recorded**

By Lions: Sept. 4, 1983, 11-0 at Tampa Bay

\*\*By Opponent: Nov. 1, 1987, 34-0 by Denver

### **Won In Overtime**

\*\*Lions: Oct. 11, 1987, 19-16, at Green Bay

Opponent: Nov. 24, 1985, 19-16, at Tampa Bay

### **Safety Recorded**

\*\*By Lions: Oct. 25, 1987, vs. Green Bay (**George Jamison**)

By Opponent: Nov. 16, 1986, at Philadelphia (**Greg Brown**)

### **100-Yard Individual Rushing Game**

By Lions: Oct. 12, 1986, **Garry James** (140 yds.) at Green Bay

\*\*By Opponent: Dec. 6, 1987, **Charles White** (102 yds.), L.A. Rams

### **100-Yard Receiving Game**

By Lions: Nov. 27, 1986, **Jeff Chadwick** (121 yds.), vs. Green Bay

\*\*By Opponent: Dec. 6, 1987, **Henry Ellard** (171 yds.), L.A. Rams

### **300-Yard Individual Passing Game**

\*\*By Lions: Oct. 25, 1987, **Chuck Long** (362 yds.), vs. Green Bay

\*\*By Opponent: Dec. 6, 1987, **Jim Everett** (324 yds.), L.A. Rams

### **Yielded Less Than 100 Net Yards Rushing—Team**

\*\*By Lions' Defense: Dec. 27, 1987, at Atlanta (98 yds.)

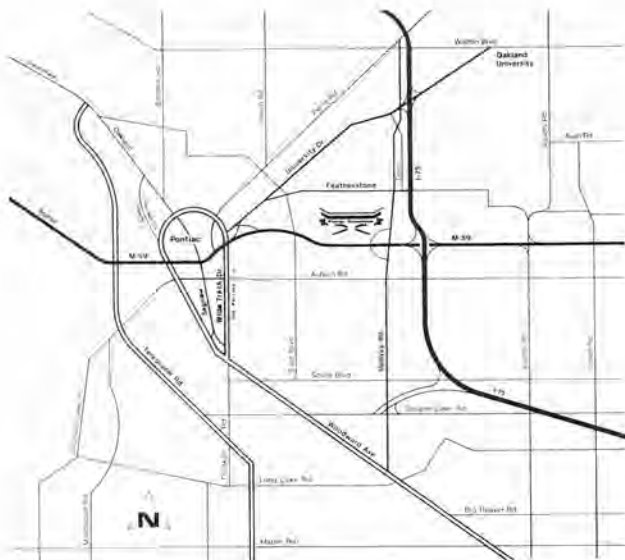
\*\*By Opponents' Defense: Dec. 6, 1987, L.A. Rams (57 yds.)

### **Yielded Less Than 100 Net Yards Passing—Team**

By Lions' Defense: Nov. 16, 1986, at Philadelphia (65 yds.)

By Opponents' Defense: Dec. 21, 1986, Atlanta (73 yds.)

*\*\*Accomplished during the '87 season*



## THE PONTIAC SILVERDOME

The Pontiac Silverdome has been "Home Sweet Home" for the Detroit Lions since the last brick was put in place in 1975. During those 13 years the building has earned a reputation as one of the finest sports facilities in the world. Not even a freak, late-winter snowstorm on Mar. 4, 1985, which caused extensive structural damage to the roof, could keep the Silverdome from maintaining its enviable stature in the sports world. A new canvas and steel-girder reinforced roof was added between March and June of 1985.

Since a 27-24 pre-season game victory over the Kansas City Chiefs on Aug. 23, 1975, the Lions have played 123 games in the Silverdome after moving from their former home at Tiger Stadium (nee Briggs Stadium) in downtown Detroit. The Lions have posted a 67-56-2 overall record in Pontiac, including a 52-44-1 mark in regular-season games (a .541 winning percentage).

Though the Silverdome is the Lions' home, the Cincinnati Bengals and the San Francisco 49ers made NFL history in the building on Jan. 24, 1982, the 49ers defeated the Bengals, 26-21, before a crowd of 81,270 in Super Bowl XVI—the only Super Bowl ever played in a northern U.S. city.

The Silverdome was built at a cost of \$55.7 million. It was occupied in just 23 months, on time and within budget, from its ground breaking on Sept. 19, 1973. During the roof's reconstruction a year ago, the Teflon-coated fiber glass panels (100 in all) that span the roof were completely replaced, and several structural modifications and safety improvements also were accomplished. The roof was re-inflated by workmen on May 30, 1985.

# STADIUM INFORMATION



**Seating Capacity** .....80,638

**Stadium Telephone** .....(313) 858-7358

## **Building**

Overall Size .....770 ft. x 600 ft.

Playing Field .....94,000 sq. ft.

Total Dome Area .....430,000 sq. ft. (10 acres)

Height of Dome Above Playing Field .....202 ft.

Weight of Dome .....200 tons

Dome Material .....Teflon-coated Fiberglas

## **Facilities**

Private Suites .....102

Concessions .....38

Restaurant (Main Event) .....1

Rest Rooms .....44

## **Parking**

On-Site (100 acres) .....10,500 autos, 500 buses

## **Materials**

52,000 cubic yards of concrete and 1,700 tons of structural steel.

## **Playing Surface**

94,000 square feet of Astroturf (5/8" impact cushion with 1/2" turf).

## **Scoreboard**

The new scoreboard is a Mitsubishi Diamond Vision Mark III High Brightness Video Display. It is the first installation and newest technology of its kind in the world.

The 24 ft. x 32 ft. full-color scoreboard, with a full production unit in the Silverdome, has the capabilities of providing graphics, replays, animated features and statistics.

For fans who can't see the Diamond Vision screen, there are 70 26" color TV monitors around the Silverdome for their viewing pleasure.

## **First Aid**

It is located on the Lower Concourse at Section 109.

## **Stadium Security and Lost and Found**

They are located on the Lower Concourse at Section 125 (313-456-1650).



# LIONS' PLAYOFF STATISTICS

NAME	Yr. Team	GP/GS	RUSHING					TD	RECEIVING				
			Att.	Yds.	Avg.	Lg.	No.		Yds.	Avg.	Lg.	TD	
James Jones	'83 Lions	1/1	10	33	3.3	7	0		5	44	8.8	17	0
Jeff Chadwick	'83 Lions	1/0	0	0	0.0	0	0		5	58	11.6	16	0

Mark Nichols (played in '83 playoffs but no pass receptions)

Rob Rubick (played in '82 and '83 playoffs but no pass receptions)

NAME	Yr. Team	PASSING									RUSHING				
		GP/GS	Att.	Comp.	Yds.	Avg.	Lg.	TD	Int.	Att.	Yds.	Avg.	Lg.	TD	
Eric Hipple	'82 Lions	1/1	38	22	298	57.9	48	1	2	6	47	7.8	13	0	
	'83 Lions	Did Not Play													

NAME	Yr. Team	GP/GS	RECEIVING					Lg	TD	Int.
			No.	Yds.	Avg.					
David Hill	86 Rams	1/1	3	27	9.0	13	0	0		

NAME	Yr. Team	GP/GS	KICK SCORING				Lg.	Pts.
			PATs	FGs				
Eddie Murray	'82 Lions	1/0	1-1	0-0			—	1
	'83 Lions	1/0	2-2	3-5			54	11
<b>TOTALS</b>		2/0	3-3	3-5			54	12

## ADDITIONAL PLAYOFF STATISTICS

Bobby Watkins had one interception for 24 yards in '83 against San Francisco.

Curtis Green had 1 sack for 2 yards in '83 against San Francisco.

Keith Ferguson had one sack for 16 yards for San Diego during '82 Playoffs.

## LIONS WITH PLAYOFF EXPERIENCE

NAME	TEAM	YEAR	GAME PLAYED	GAME STARTED
Jeff Chadwick	Lions	1983	1	0
Michael Cofer	Lions	1983	1	1
Keith Dorney	Lions	1982	1	1
	Lions	1983	1	1
Keith Ferguson	Chargers	1981	2	0
	Chargers	1982	2	2
Curtis Green	Lions	1982	1	1
	Lions	1983	1	1
David Hill	Rams	1986	1	1
Eric Hipple	Lions	1982	1	1
James Jones	Lions	1983	1	1
Bruce McNorton	Lions	1982	1	0
	Lions	1983	1	1
Mark Nichols	Lions	1983	1	1
Steve Mott	Lions	1983	1	1

Eddie Murray	Lions	1982	1	0
	Lions	1983	1	0
Shelton Robinson	Seahawks	1983	3	3
	Seahawks	1984	2	2
Rob Rubick	Lions	1982	1	0
	Lions	1983	1	0
Eric Sanders	Falcons	1982	1	1
Bobby Watkins	Lions	1982	1	1
	Lions	1983	1	1
Jimmy Williams	Lions	1983	1	1

## NEARING MILESTONES IN 1988

### JEFF CHADWICK

200 career receptions .....Needs 15

### JAMES JONES

1,000 career rushing attempts .....Needs 136

4th place in Lions' history—career touchdowns .....Needs 4

4th place in Lions' history—career rushes .....Needs 75

4th place in Lions' history—career rushing yards .....Needs 796

4th place in Lions' history—career receptions .....Needs 22

### PETE MANDLEY

1st place in Lions' history—career punt returns .....Needs 38

1st place in Lions' history—career punt return yards .....Needs 240

### EDDIE MURRAY

800 career points .....Needs 35

250 career PATs .....Needs 1

200 career field goals .....Needs 28



# 1988 NATIONAL FOOTBALL LEAGUE SCHEDULE

(All times local)

(CBS-TV and NBC-TV doubleheader games to be determined)

## SUNDAY, SEPTEMBER 4 (First Weekend)

1. Atlanta at Detroit	1:00
2. Cleveland at Kansas City	3:00
3. Dallas at Pittsburgh	1:00
4. Houston at Indianapolis	3:00
5. Los Angeles Rams at Green Bay	12:00
6. Miami at Chicago	12:00
7. Minnesota at Buffalo	1:00
8. New York Jets at New England	4:00
9. Philadelphia at Tampa Bay	1:00
10. Phoenix at Cincinnati	1:00
11. San Diego at Los Angeles Raiders	1:00
12. San Francisco at New Orleans	12:00
13. Seattle at Denver	2:00

## MONDAY, SEPTEMBER 5

14. Washington at New York Giants	9:00
-----------------------------------	------

## SUNDAY, SEPTEMBER 11 (Second Weekend)

15. Chicago at Indianapolis	12:00
16. Cincinnati at Philadelphia	4:00
17. Detroit at Los Angeles Rams	1:00
18. Kansas City at Seattle	1:00
19. Los Angeles Raiders at Houston	3:00
20. Miami at Buffalo	1:00
21. New England at Minnesota	3:00
22. New Orleans at Atlanta	1:00
23. New York Jets at Cleveland	4:00
24. Pittsburgh at Washington	1:00
25. San Diego at Denver	2:00
26. San Francisco at New York Giants	1:00
27. Tampa Bay at Green Bay	12:00

## MONDAY, SEPTEMBER 12

28. Dallas at Phoenix	6:00
-----------------------	------

## SUNDAY, SEPTEMBER 18 (Third Weekend)

29. Atlanta at San Francisco	1:00
30. Buffalo at New England	1:00
31. Cincinnati at Pittsburgh	1:00
32. Denver at Kansas City	12:00
33. Green Bay at Miami	1:00
34. Houston at New York Jets	1:00
35. L.A. Rams at L.A. Raiders	1:00
36. Minnesota at Chicago	12:00
37. New Orleans at Detroit	1:00
38. New York Giants at Dallas	3:00
39. Philadelphia at Washington	1:00
40. Phoenix at Tampa Bay	1:00
41. Seattle at San Diego	1:00

## MONDAY, SEPTEMBER 19

42. Indianapolis at Cleveland	8:00
-------------------------------	------

## SUNDAY, SEPTEMBER 25 (Fourth Weekend)

43. Atlanta at Dallas	12:00
44. Chicago at Green Bay	12:00
45. Cleveland at Cincinnati	1:00
46. Los Angeles Rams at New York Giants	4:00
47. Miami at Indianapolis	12:00
48. New England at Houston	12:00

49. New York Jets at Detroit	1:00
50. Philadelphia at Minnesota	12:00
51. Pittsburgh at Buffalo	1:00
52. San Diego at Kansas City	3:00
53. San Francisco at Seattle	1:00
54. Tampa Bay at New Orleans	12:00
55. Washington at Phoenix	1:00

## MONDAY, SEPTEMBER 26

56. Los Angeles Raiders at Denver	6:00
-----------------------------------	------

## SUNDAY, OCTOBER 2 (Fifth Weekend)

57. Buffalo at Chicago	12:00
58. Cincinnati at Los Angeles Raiders	1:00
59. Cleveland at Pittsburgh	1:00
60. Denver at San Diego	1:00
61. Detroit at San Francisco	1:00
62. Green Bay at Tampa Bay	1:00
63. Houston at Philadelphia	1:00
64. Indianapolis at New England	1:00
65. Kansas City at New York Jets	4:00
66. Minnesota at Miami	4:00
67. New York Giants at Washington	1:00
68. Phoenix at Los Angeles Rams	1:00
69. Seattle at Atlanta	1:00

## MONDAY, OCTOBER 3

70. Dallas at New Orleans	8:00
---------------------------	------

## SUNDAY, OCTOBER 9 (Sixth Weekend)

71. Chicago at Detroit	1:00
72. Denver at San Francisco	1:00
73. Indianapolis at Buffalo	1:00
74. Kansas City at Houston	12:00
75. Los Angeles Rams at Atlanta	1:00
76. Miami at Los Angeles Raiders	1:00
77. New England vs. Green Bay at Milwaukee	12:00
78. New Orleans at San Diego	1:00
79. New York Jets at Cincinnati	1:00
80. Pittsburgh at Phoenix	1:00
81. Seattle at Cleveland	1:00
82. Tampa Bay at Minnesota	12:00
83. Washington at Dallas	12:00

## MONDAY, OCTOBER 10

84. New York Giants at Philadelphia	9:00
-------------------------------------	------

## SUNDAY, OCTOBER 16 (Seventh Weekend)

85. Atlanta at Denver	2:00
86. Cincinnati at New England	1:00
87. Dallas at Chicago	12:00
88. Detroit at New York Giants	1:00
89. Green Bay at Minnesota	12:00
90. Houston at Pittsburgh	1:00
91. Los Angeles Raiders at Kansas City	12:00
92. New Orleans at Seattle	1:00
93. Philadelphia at Cleveland	1:00
94. Phoenix at Washington	1:00
95. San Diego at Miami	1:00
96. San Francisco at Los Angeles Rams	1:00
97. Tampa Bay at Indianapolis	12:00

**MONDAY, OCTOBER 17**

98. Buffalo at New York Jets . . . . . 9:00

**SUNDAY, OCTOBER 23 (Eighth Weekend)**

99. Cleveland at Phoenix . . . . . 1:00  
 100. Dallas at Philadelphia . . . . . 1:00  
 101. Denver at Pittsburgh . . . . . 1:00  
 102. Detroit at Kansas City . . . . . 12:00  
 103. Houston at Cincinnati . . . . . 1:00  
 104. Indianapolis at San Diego . . . . . 1:00  
 105. Los Angeles Raiders at New Orleans . . . . . 12:00  
 106. Minnesota at Tampa Bay . . . . . 1:00  
 107. New England at Buffalo . . . . . 1:00  
 108. New York Giants at Atlanta . . . . . 1:00  
 109. New York Jets at Miami . . . . . 4:00  
 110. Seattle at Los Angeles Rams . . . . . 1:00  
 111. Washington vs. Green Bay  
 at Milwaukee . . . . . 12:00

**MONDAY, OCTOBER 24**

112. San Francisco at Chicago . . . . . 8:00

**SUNDAY, OCTOBER 30 (Ninth Weekend)**

113. Atlanta at Philadelphia . . . . . 1:00  
 114. Chicago at New England . . . . . 1:00  
 115. Cincinnati at Cleveland . . . . . 1:00  
 116. Green Bay at Buffalo . . . . . 1:00  
 117. Kansas City at Los Angeles Raiders . . . . . 1:00  
 118. Los Angeles Rams at New Orleans . . . . . 12:00  
 119. Miami at Tampa Bay . . . . . 1:00  
 120. Minnesota at San Francisco . . . . . 1:00  
 121. New York Giants at Detroit . . . . . 4:00  
 122. Phoenix at Dallas . . . . . 12:00  
 123. Pittsburgh at New York Jets . . . . . 1:00  
 124. San Diego at Seattle . . . . . 1:00

**SUNDAY NIGHT**

125. Washington at Houston . . . . . 7:00

**MONDAY, OCTOBER 31**

126. Denver at Indianapolis . . . . . 9:00

**SUNDAY, NOVEMBER 6 (Tenth Weekend)**

127. Buffalo at Seattle . . . . . 1:00  
 128. Dallas at New York Giants . . . . . 1:00  
 129. Detroit at Minnesota . . . . . 12:00  
 130. Green Bay at Atlanta . . . . . 1:00  
 131. Kansas City at Denver . . . . . 2:00  
 132. Los Angeles Rams at Philadelphia . . . . . 1:00  
 133. Miami at New England . . . . . 1:00  
 134. New Orleans at Washington . . . . . 4:00  
 135. New York Jets at Indianapolis . . . . . 4:00  
 136. Pittsburgh at Cincinnati . . . . . 1:00  
 137. San Francisco at Phoenix . . . . . 2:00  
 138. Tampa Bay at Chicago . . . . . 12:00

**SUNDAY NIGHT**

139. Los Angeles Raiders at San Diego . . . . . 5:00

**MONDAY, NOVEMBER 7**

140. Cleveland at Houston . . . . . 8:00

**SUNDAY, NOVEMBER 13 (Eleventh Weekend)**

141. Chicago at Washington . . . . . 1:00  
 142. Cincinnati at Kansas City . . . . . 12:00  
 143. Cleveland at Denver . . . . . 2:00  
 144. Houston at Seattle . . . . . 1:00  
 145. Indianapolis at Green Bay . . . . . 12:00

146. Los Angeles Raiders at San Francisco . . . . . 1:00  
 147. New England at New York Jets . . . . . 1:00  
 148. New Orleans at Los Angeles Rams . . . . . 1:00  
 149. New York Giants at Phoenix . . . . . 2:00  
 150. Philadelphia at Pittsburgh . . . . . 1:00  
 151. San Diego at Atlanta . . . . . 1:00  
 152. Tampa Bay at Detroit . . . . . 1:00

**SUNDAY NIGHT**

153. Minnesota at Dallas . . . . . 7:00

**MONDAY, NOVEMBER 14**

154. Buffalo at Miami . . . . . 9:00

**SUNDAY, NOVEMBER 20 (Twelfth Weekend)**

155. Atlanta at Los Angeles Raiders . . . . . 1:00  
 156. Chicago at Tampa Bay . . . . . 1:00  
 157. Cincinnati at Dallas . . . . . 12:00  
 158. Denver at New Orleans . . . . . 12:00  
 159. Detroit vs. Green Bay at Milwaukee . . . . . 12:00  
 160. Indianapolis at Minnesota . . . . . 12:00  
 161. New York Jets at Buffalo . . . . . 1:00  
 162. Philadelphia at New York Giants . . . . . 4:00  
 163. Phoenix at Houston . . . . . 12:00  
 164. Pittsburgh at Cleveland . . . . . 1:00  
 165. San Diego at Los Angeles Rams . . . . . 1:00  
 166. Seattle at Kansas City . . . . . 12:00

**SUNDAY NIGHT**

167. New England at Miami . . . . . 8:00

**MONDAY, NOVEMBER 21**

168. Washington at San Francisco . . . . . 6:00

**THURSDAY, NOVEMBER 24 (Thirteenth Weekend)**

(Thanksgiving Day)

169. Minnesota at Detroit . . . . . 12:30  
 170. Houston at Dallas . . . . . 3:00

**SUNDAY, NOVEMBER 27**

171. Buffalo at Cincinnati . . . . . 1:00  
 172. Cleveland at Washington . . . . . 1:00  
 173. Green Bay at Chicago . . . . . 12:00  
 174. Kansas City at Pittsburgh . . . . . 1:00  
 175. Los Angeles Rams at Denver . . . . . 2:00  
 176. Miami at New York Jets . . . . . 1:00  
 177. New England at Indianapolis . . . . . 4:00  
 178. Phoenix at Philadelphia . . . . . 1:00  
 179. San Francisco at San Diego . . . . . 1:00  
 180. Tampa Bay at Atlanta . . . . . 1:00

**SUNDAY NIGHT**

181. New York Giants at New Orleans . . . . . 7:00

**MONDAY, NOVEMBER 28**

182. Los Angeles Raiders at Seattle . . . . . 6:00

**SUNDAY, DECEMBER 4 (Fourteenth Weekend)**

183. Buffalo at Tampa Bay . . . . . 1:00  
 184. Dallas at Cleveland . . . . . 1:00  
 185. Denver at Los Angeles Raiders . . . . . 1:00  
 186. Green Bay at Detroit . . . . . 1:00  
 187. Indianapolis at Miami . . . . . 1:00  
 188. New Orleans at Minnesota . . . . . 12:00  
 189. New York Jets at Kansas City . . . . . 3:00  
 190. Phoenix at New York Giants . . . . . 1:00  
 191. San Diego at Cincinnati . . . . . 1:00  
 192. San Francisco at Atlanta . . . . . 1:00

continued

# continued

193. Seattle at New England	1:00
194. Washington at Philadelphia	1:00

## SUNDAY NIGHT

195. Pittsburgh at Houston	7:00
----------------------------	------

## MONDAY, DECEMBER 5

196. Chicago at Los Angeles Rams	6:00
----------------------------------	------

## SATURDAY, DECEMBER 10 (Fifteenth Weekend)

197. Indianapolis at New York Jets	12:30
198. Philadelphia at Phoenix	2:00

## SUNDAY, DECEMBER 11

199. Atlanta at Los Angeles Rams	1:00
200. Cincinnati at Houston	12:00
201. Dallas at Washington	1:00
202. Detroit at Chicago	12:00
203. Kansas City at New York Giants	1:00
204. Los Angeles Raiders at Buffalo	1:00
205. Minnesota at Green Bay	12:00
206. New Orleans at San Francisco	1:00
207. Pittsburgh at San Diego	1:00
208. Tampa Bay at New England	1:00

## SUNDAY NIGHT

209. Denver at Seattle	5:00
------------------------	------

## MONDAY, DECEMBER 12

210. Cleveland at Miami	9:00
-------------------------	------

## SATURDAY, DECEMBER 17 (Sixteenth Weekend)

211. New England at Denver	2:00
212. Washington at Cincinnati	12:30

## SUNDAY, DECEMBER 18

213. Atlanta at New Orleans	12:00
214. Buffalo at Indianapolis	1:00
215. Detroit at Tampa Bay	1:00
216. Green Bay at Phoenix	2:00
217. Houston at Cleveland	1:00
218. Kansas City at San Diego	1:00
219. Miami at Pittsburgh	1:00
220. New York Giants at New York Jets	1:00
221. Philadelphia at Dallas	12:00
222. Seattle at Los Angeles Raiders	1:00

## SUNDAY NIGHT

223. Los Angeles Rams at San Francisco	5:00
--	------

## MONDAY, DECEMBER 19

224. Chicago at Minnesota	8:00
---------------------------	------

## TWENTY-FOUR LIONS IN MICHIGAN'S SPORTS HALL OF FAME

(LOCATED IN COBO HALL, DETROIT)

VINCE BANONIS: Player, 1951-53; Elected 1975  
 LEM BARNEY: Player, 1967-77; Elected 1985  
 LES BINGAMAN: Player, 1948-54; Coach, 1960-64; Elected 1971  
 JACK CHRISTIANSEN: Player, 1951-58; Elected 1986  
 DUTCH CLARK: Player, 1934-38, Coach, 1937-38; Elected 1959  
 GUS DORAIS: Coach, 1943-47; Elected 1958  
 LEROY (ACE) GUTOWSKY: Player, 1934-38; Elected 1979  
 ANDY FARKAS: Player, 1945; Elected 1983  
 ROBERT HOERNSCHEMEYER: Player, 1950-55; Elected 1985  
 ALEX KARRAS: Player, 1958-62, 1964-70; Elected 1980  
 NICK KERBAWY: Public Relations Director, 1948-50; Business Manager, 1951; General Manager, 1952-57; Elected 1985  
 RON KRAMER: Player, 1965-67; Elected 1971  
 DICK (TRAIN) LANE: Player, 1960-65; Elected 1988  
 YALE LARY: Player, 1952-53, 1956-64; Elected 1988  
 BOBBY LAYNE: Player, 1950-58; Elected 1966  
 EARL MORRALL: Player, 1958-64; Elected 1979  
 BUDDY PARKER: Player, 1935-38; Coach, 1950-56; Elected 1976  
 JOHN PINGEL: Player, 1939; Elected 1973  
 GEORGE A. RICHARDS: Owner, 1934-39; Elected 1976  
 JOE SCHMIDT: Player, 1953-65; Coach, 1966-72; Elected 1970  
 DOAK WALKER: Player, 1950-55; Elected 1967  
 ROBERT WESTFALL: Player, 1944-47; Elected 1986  
 BYRON (WHIZZER) WHITE: Player, 1940-41; Elected 1962  
 GEORGE WILSON: Coach, 1949-64; Elected 1980



## A BRIEF HISTORY OF THE DETROIT LIONS

Cautious optimism abounds in the Motor City where the Detroit Lions' Head Coach Darryl Rogers enters his fourth season at the helm of a youthful, but talented Lions' squad. After three seasons of transition, the Lions are confident they can this year become challengers for the NFC Central Division crown.

Only five starters remain from the Lions' team Rogers inherited in 1985. The transition has been slow, and sometimes painful, but positive results appear to be on the horizon.



Detroit welcomed the Lions in 1934, but it was not the area's first look at professional football.

In 1920, the Detroit Heralds were a charter member of the American Professional Football Association, which was the original name of the present NFL. But the club folded after two years. Then, the Detroit Panthers appeared in 1925. They also folded after two seasons. In 1928, the Detroit Wolverines were formed, but they failed after just one year.

In 1930, the then ten-year-old National Football League added a franchise from Portsmouth, Ohio, called the Spartans. After four seasons, the team was purchased for less than \$8,000 by Detroit radio executive George A. Richards and moved to the Motor City.

Playing in the University of Detroit Stadium before average crowds of 16,000 people, the new Detroit Lions won the NFL Championship in their second year, 1935. Under the leadership of Coach "Potsy" Clark and stars like Hall of Famer "Dutch" Clark, Ernie Caddel, George Christensen, "Ace" Gutowsky, Glenn Presnell and "Ox" Emerson, the early Lions established pro football in Detroit. For more than 50 years, they have been an integral part of the Michigan sports scene.

In 1940, Chicagoan Fred Mandel bought the club. Lions' stars of that era were Hall of Famers Bill Dudley and Alex Wojciechowicz, John Green, "Whizzer" White, Frank Sinkwich and "Camp" Wilson. The team was sold eight years later, to a group of local businessmen under the leadership of Edwin J. Anderson. The Detroit syndicate controlled the club until 1964 when William Clay Ford became sole owner for a price of \$4.5 million.

The Lions dominated the NFL in the 1950s with four division titles and three League championships. Under Head Coach Buddy Parker, the team won back-to-back world crowns in 1952 and 1953, defeating Cleveland in both title games. Stars of those glittering teams were Hall of Famers Bobby Layne and Jack Christiansen, along with Doak Walker, Les Bingaman, Cloyce Box, Leon Hart and Bob Hoernschemeyer. The Detroit-Cleveland battles of the era were classic confrontations between to giants of the blossoming NFL.

Since their last title in 1957 under the coaching of George Wilson, the Lions have been looking in vain for the top spot. Such recent performers as Joe Schmidt, Yale Lary and "Night Train" Lane have been elected to the Hall of Fame. Outstanding players like Wayne Walker, Mike Lucci, Nick Pietrosante, Roger Brown, Terry Barr, Lem Barney, Charlie Sanders, Dexter Bussey, Billy Sims and Doug English have taken their places in the annals of pro football in Detroit.

In 1967, Schmidt began the first of six seasons as head coach of the Lions. His 1970 team made the post-season playoffs, but lost in the first round to Dallas by the baseball-like score of 5-0.

Just prior to the '75 season, the Lions moved into a new, domed stadium in Pontiac,

**continued**

## Lions' History continued

Michigan, a town of 85,000 people located 30 miles north of Detroit. The Silverdome is the world's largest air-supported domed structure and seats over 80,000 spectators under a fiberglass roof.

Monte Clark took control of all football operations as head coach in 1978. Under Clark's direction, the Lions narrowly missed playoff berths in both 1980 and 1981, before finally qualifying in 1982 — the first time the Lions made the playoffs since 1970. Detroit captured the NFC Central Division crown in 1983, but stumbled in the first round of the playoffs with a 24-23 loss to San Francisco. Clark was released after the Lions fell to 4-11-1 in 1984.

## FUTURE SUPER BOWL SITES

Jan. 22, 1989 Super Bowl XXIII at Joe Robbie Stadium, Miami, Fla.

Jan. 28, 1990 Super Bowl XXIV at Louisiana Superdome, New Orleans, La.

Jan. 27, 1991 Super Bowl XXV at Tampa Stadium, Tampa, Fla.

## LIONS' PRO BOWL PLAYERS

### DEFENSIVE ENDS AND RECEIVERS YEARS

Baker, Al (3) . . . . .	1978-79-80
Barr, Terry (2) . . . . .	1964-65
Box, Cloyce (2) . . . . .	1951-52
Cogdill, Gail (3) . . . . .	1961, 63-64
Gay, William (1) . . . . .	1983
Gibbons, Jim (3) . . . . .	1961-62, 65
Hill, David (2) . . . . .	1978-79
Sanders, Charlie (6) . . . . .	1969-70-71-72, 75-77
Studstill, Pat (2) . . . . .	1966-67

### OFFENSIVE AND DEFENSIVE TACKLES YEARS

Ane, Charlie (2) . . . . .	1957, 59
Brown, Roger (5) . . . . .	1963-64-65-66-67
Creekmur, Lou (8) . . . . .	1951-58
Dorney, Keith (1) . . . . .	1982
English, Doug (4) . . . . .	1978, 81-82-83
Freitas, Rocky (1) . . . . .	1973
Karras, Alex (4) . . . . .	1961-62-63, 66
McCord, Darris (1) . . . . .	1958

### GUARDS YEARS

Gordy, John (3) . . . . .	1964-65-66
Martin, Jim (1) . . . . .	1962
McGraw, Thurman (1) . . . . .	1951
Sewell, Harley (4) . . . . .	1958-59-60, 63
Stanfel, Dick (1) . . . . .	1954

### CENTERS YEARS

Bingaman, Les (2) . . . . .	1952, 54
Flanagan, Ed (4) . . . . .	1970-71-72, 74
Torgeson, LaVern (1) . . . . .	1985

### QUARTERBACKS YEARS

Layne, Bobby (3) . . . . .	1953-54, 57
Landry, Greg (1) . . . . .	1972

### LINEBACKERS YEARS

Lucci, Mike (1) . . . . .	1972
Naumoff, Paul (1) . . . . .	1971
Schmidt, Joe (10) . . . . .	1955-64
Walker, Wayne (3) . . . . .	1964-65-66

### DEFENSIVE BACKS YEARS

Barney, Lem (7) . . . . .	1968-69-70, 73-74, 76-77
Christiansen, Jack (5) . . . . .	1954-58
David, Jim (6) . . . . .	1955-60
Doll, Don (3) . . . . .	1951-52-53
Jauron, Dick (1) . . . . .	1975
Lane, Dick (3) . . . . .	1961-62-63
Lary, Yale (9) . . . . .	1954, 57-63, 65
LeBeau, Dick (3) . . . . .	1965-66-67
Smith, Bob (1) . . . . .	1953
Stits, Bill (1) . . . . .	1955

### OFFENSIVE BACKS YEARS

Farr, Mel (2) . . . . .	1968, 71
Harder, Pat (1) . . . . .	1953
Hoernschemeyer, Bob (2) . . . . .	1952-53
Owens, Steve (1) . . . . .	1972
Pietrosante, Nick (2) . . . . .	1961-62
Sims, Billy (3) . . . . .	1980-81-82
Walker, Doak (5) . . . . .	1951-52, 54-56

### PLACEKICKERS/PUNTERS YEARS

Arnold, Jim (1) . . . . .	1987
Murray, Ed (1) . . . . .	1980
Skladany, Tom (1) . . . . .	1981

## 1988 LIONS' ITINERARY

(Subject to changes)

(Team arrives in the afternoon the day prior to the game)

**CLEVELAND BROWNS** (Saturday, August 6) — Hotel: Stouffer Tower City (24 Public Square, Cleveland, Ohio — Phone: (216) 696-5600; Contact: Jeff Elstro). **Advance: Keenist.**

**CINCINNATI BENGALS** (Saturday, August 20) — Hotel: Hyatt Regency (151 West Fifth Street, Cincinnati, Ohio — Phone: (513) 579-1234; Contact: Rose Mary Gates). **Advance: Pendell/Triche.**

**LOS ANGELES RAMS** (Sunday, September 11) — Hotel: Anaheim Marriott (700 West Convention Way, Anaheim, California — Phone: (714) 750-8000; Contact: Ed Svitak). **Advance: Triche.**

**SAN FRANCISCO 49ers** (Sunday, October 2) — Hotel: Westin-Airport (1 Old Bay Shore Highway, Millbrae, California — Phone: (415) 692-3500; Contact: Sales Office). **Advance: Keenist.**

**NEW YORK GIANTS** (Sunday, October 16) — Hotel: Sheraton Meadowlands (2 Meadowlands Plaza, East Rutherford, New Jersey — Phone: (201) 896-0500; Contact: Kevin Breen). **Advance: Keenist.**

**KANSAS CITY CHIEFS** (Sunday, October 23) — Hotel: Hyatt Regency-Crown Center (2345 McGee Street, Kansas City, Kansas — Phone: (816) 421-1234; Contact: Steve Warday). **Advance: Triche.**

**MINNESOTA VIKINGS** (Sunday, November 6) — Hotel: Minneapolis Marriott City Center, 30 South 7th Street, Minneapolis, Minnesota — Phone: (612) 349-4000; Contact: Jeff Berg). **Advance: Triche.**

**GREEN BAY PACKERS** (Sunday, November 20) — Hotel: Milwaukee Marriott, 375 Moorland, Brookfield, Wisconsin — Phone: (414) 786-1100; Contact: Eric Christenson). **Advance: Triche.**

**CHICAGO BEARS** (Sunday, December 11) — Hotel: Westin Hotel, 909 North Michigan Avenue, Chicago, Illinois — Phone: (312) 943-7200; Contact: Gail Lipka). **Advance: Triche.**

**TAMPA BAY BUCCANEERS** (Sunday, December 18) — Hotel: Bay Harbor Inn, 7700 Courtney Campbell Causeway, Tampa, Florida — Phone: (813) 889-8900; Contact: Faye Rochelle). **Advance: Keenist.**

## INDEX

Administration .....	7-16	One-hundred Yard	
All-Time Roster .....	187-194	Performances .....	152
Coaches Biographies .....	12-14, 17-23	Opponents (Lions' vs. all-time) .....	185
Directory .....	2-6	Opponents (series records) .....	169-174
Draft (1988) .....	196	Past Coaches and Records .....	167
Draft (since 1980) .....	195-196	Player (playoff) Stats .....	200
Historical (Team) .....	204-205	Player Bios (rookies) .....	109-120
Historical Dates .....	175	Player Bios (veterans) .....	31-104
Hall of Fame (NFL) .....	185	Pro Bowl Lions .....	206
Hall of Fame (Michigan) .....	204	Radio Network .....	208
How the Lions Were Built .....	105	Results (all-time) .....	160-166
Instant Replay .....	121	Results (preseason) .....	157-159
Last Time .....	197	Roster (rookies & first-year) .....	107
Leaders, Lions' Season .....	149-150	Roster (veterans) .....	106
Longest Plays .....	151	Silverdome (information) .....	198-199
Longevity Log .....	157	Silverdome (records at) .....	156
Milestones .....	201	Statistics, 1987 .....	124-126
MVPs, Lions .....	108	Super Bowl Sites .....	206
NFL Data (standings) .....	176-184	Table of Contents .....	1
NFL Dates, '88 .....	132	Thanksgiving Series .....	166
NFL Schedule .....	202-204	Travel Itinerary .....	207

## LIONS' RADIO

In 1988 the Detroit Lions' radio network will be comprised of 16 stations throughout the state of Michigan, and directed by flagship station WJR (760) Radio in Detroit.

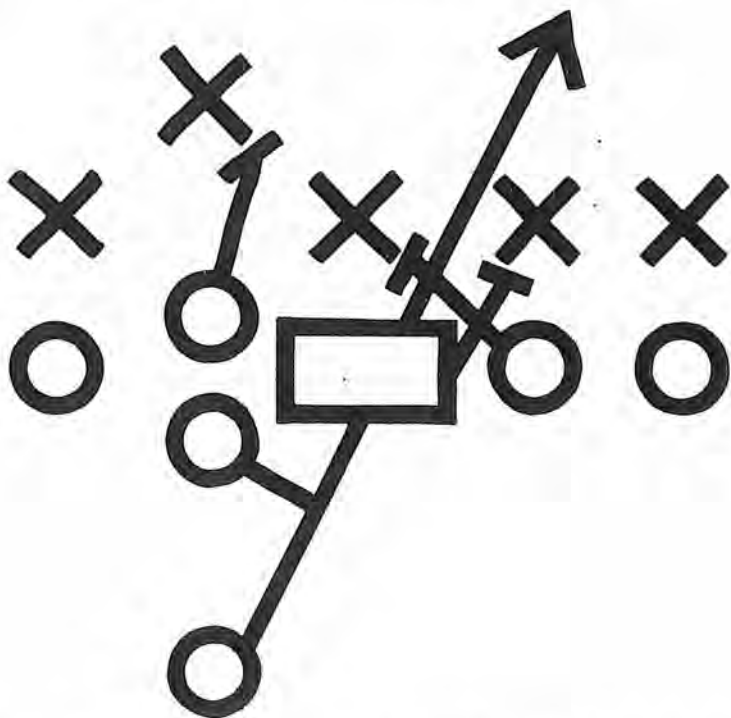
Again this fall, the Lions' broadcasting team will feature play-by-play man and WJR sports director Frank Beckmann, while former Lions' Pro Bowl tight end Charlie Sanders and Detroit radio and television sports personality Jim Brandstatter will provide the commentary. WJR's 50,000-watt signal delivers to 112 counties in Michigan, Indiana, Ohio and Canada.

During late summer and early fall, when the Detroit Tigers' games are carried on WJR at a time concurrent with a Lions' contest, the Lions' games can be heard on another Detroit AM station, WCXI (1130), also a 50,000-watt station.

Members of the Lions' 16-Station Network and their locations (at press time):

WFYC, Alma	WDMJ, Marquette
WBCK, Battle Creek	WCEN, Mt. Pleasant
WBRN, Big Rapids	WKBZ, Muskegon
WBDC-AM, Escanaba	WWPZ, Petoskey
WOOD, Grand Rapids	WSGW, Saginaw
WCSR-AM, Hillsdale	WSJM, St. Joseph
WKHM, Jackson	WCCW-AM, Traverse City
WKZO, Kalamazoo	WHGR-AM, Houghton Lake

Maybe it's time you had one for your telecommunications system



Imagine what it would look like if a football team decided to "wing it" out there on the field without a game plan.

Well, that's exactly what many companies do when it comes to planning and designing telecommunications systems. The results are costly.

That's where we come into play.

You see, we can show you the most cost effective way to handle your voice, data, networking and office automation needs.

Isn't it time you had a game plan for your telecommunications system? Your GTE account manager will be glad to help you draw one up. Make the smart business call. 313-358-4483.



Telecommunications Consultant to the Detroit Lions.



# Colt 45



***MALT  
LIQUOR***

**It Works Every Time.**