


DETROIT LIONS



1989
MEDIA
GUIDE



1989 DETROIT LIONS SCHEDULE

(All times Eastern)

— Preseason Games —

Saturday, August 12	CLEVELAND BROWNS	7:30 p.m.
Saturday, August 19	CINCINNATI BENGALS	7:30 p.m.
Friday, August 25	at Seattle Seahawks	10:30 p.m.
Saturday, September 2	at Los Angeles Rams	9:00 p.m.

— Regular Season Games —

Sunday, September 10	PHOENIX CARDINALS	1:00 p.m.
Sunday, September 17	at New York Giants	4:00 p.m.
Sunday, September 24	CHICAGO BEARS	1:00 p.m.
Sunday, October 1	PITTSBURGH STEELERS	1:00 p.m.
Sunday, October 8	at Minnesota Vikings	1:00 p.m.
Sunday, October 15	at Tampa Bay Buccaneers	1:00 p.m.
Sunday, October 22	MINNESOTA VIKINGS	1:00 p.m.
Sunday, October 29	Green Bay Packers (at Milwaukee)	1:00 p.m.
Sunday, November 5	at Houston Oilers	1:00 p.m.
Sunday, November 12	GREEN BAY PACKERS	1:00 p.m.
Sunday, November 19	at Cincinnati Bengals	1:00 p.m.
Thursday, November 23	* CLEVELAND BROWNS (Thanksgiving Day)	12:30 p.m.
Sunday, December 3	NEW ORLEANS SAINTS	1:00 p.m.
Sunday, December 10	at Chicago Bears	1:00 p.m.
Sunday, December 17	TAMPA BAY BUCCANEERS	1:00 p.m.
Sunday, December 24	at Atlanta Falcons	1:00 p.m.

(*) Nationally-Televised Game...NBC-TV

(all HOME games in CAPS)

IMPORTANT DATES FOR YOU TO REMEMBER

July 20	Training Camp Opens
August 5	Hall of Fame Game at Canton, Ohio
	Buffalo Bills vs. Washington Redskins
August 11-13	First Preseason Weekend
September 10-11	Regular Season Opens
December 25	Regular Season Closes
December 31	AFC and NFC First Round Playoff Games
January 6-7	AFC and NFC Divisional Playoff Games
January 14	AFC and NFC Championship Games
January 28	Super Bowl XXIV at Louisiana Superdome
	New Orleans, Louisiana
February 4	AFC-NFC Pro Bowl at Aloha Stadium
	Honolulu, Hawaii



More publications available at:

www.retroseasons.com/library/

TABLE OF CONTENTS

Training Camp Information	3
1989 Lions' Directory	2-3
Media Services Directory	4
Lions' Staff	5-6
Administration and Coaches	7-30
1989 Player Profiles	31-108
1988 Season in Review	109-121
Player Milestones	122-123
1988 Game-By-Game Information	128-135
1988 MVPs	136-137
1988 Superlatives	138-139
How Lions Were Built	141
1988 NFL Rankings	142-143
Lions Roster Moves 1988-89 ..	144-146
The Record Section	147-174
Last Time	175
Coaching History	176-178
Lions vs. League	179
Pre-Season Results	180-182

All-Time Results	183-195
Silverdome Records	195
All-Time NFL Standings	196-211
Lions' Pro Bowl Players	212
Lions' Longevity Log	212
All-Time Roster	213-220
Lions' Draft Since 1950	221-229
Lions History	230-231
Thanksgiving Day Series	232-233
Significant Dates	234-235
Attendance in Silverdome	235
Overtime, Post-Season Games ..	236
1989 NFL Schedule	237-239
Lions in Michigan Hall of Fame ..	239
1989 Opponents	240-245
Silverdome Information	246-247
1989 Rule Changes	248
1989 Travel Itinerary	249
Radio Network	250
Alphabetical Index	251

The Detroit Lions, Inc. QUICK FACTS

Address

1200 Featherstone Road
Box 4200
Pontiac, MI 48057

Stadium

Pontiac Silverdome (Capacity—
80,494)—Opened Aug. 23, 1975

Conference

National (NFC)
First NFL Game in Detroit—1934

Team Song

"Gridiron Heroes"
By Graham Overgard

Ticket Information

Upper and Lower Deck
Seats—\$18.00
Bleacher Seats—\$7.50 (on sale 3
weeks before game)

Phone

313/335-4131 (Office)
335-4151 (Tickets)

Division

Central

Colors

Honolulu Blue & Silver

1989 LIONS' DIRECTORY

Management

Owner and President	William Clay Ford
Executive Vice President and General Manager	J. Russell Thomas
Head Coach	Wayne Fontes
Secretary and Legal Counsel	Frederick C. Nash
Treasurer	William Clay Ford, Jr.

Administrative Staff

Vice President for Finance	Chuck Schmidt
Vice President for Player Personnel	Jerry Vainisi
Director of Player Relations	Otis Canty
Travel Coordinator/Accountant	Tom Lesnau
Ticket Manager	Fred Otto
Computer Coordinator	Jim Renouf
Consultant	Lyall Smith

Public Relations Staff

Director of Public Relations	Bill Keenist
Director of Communications	Tim Pendell
Assistant Director of Public Relations	Wayne Moss
Secretary	Barbara Saliba

Coaching Staff

Quarterbacks and Receivers	Mouse Davis
Quarterbacks and Receivers	June Jones
Defensive Coordinator/Outside Linebackers	Woody Widenhofer
Special Teams	Frank Ganzs
Running Backs	Dave Levy
Defensive Backs	Billie Matthews
Defensive Line	Dick Modzelewski
Inside Linebackers	Herb Paterra
Tight Ends	Charlie Sanders
Offensive Line	Jerry Wampfler
Administrative Assistants	Don Clemons, Mike Murphy

Football Operations Support Staff

Physical and Conditioning Coordinator	Skip Allen
Equipment Manager	Dan Jaroshewich
Assistant Equipment Manager	Mark Glenn
Video Director	Steve Hermans
Equipment Assistant	Gavin Johnson

Medical Staff

Head Trainer	Kent Falb
Assistant Trainer	Joe Recknagel
Team Doctors	Keith Burch, M.D., David Collon, M.D.

Player Personnel/Scouting Staff

Director of Player Personnel	Joe Bushofsky
Director of Pro Scouting	Ron Hughes
Area Scout	Dirk Dierking
Area Scout	Scott McEwen
Area Scout	Jim Owens
Area Scout	John Trump
Special Assignments Scout	Jerry Neri
Part-Time Scout	Allen Hughes

Office Staff

Secretary, Mr. Ford	Claire Mittendorf
Secretary, Mr. Thomas	Eileen Kuzak
Secretary, Mr. Fontes and Coaches	Barbara Mouthaan
Secretary, Player Personnel	Marylee Jensen, Helen Misener
Secretary, Mr. Otto	Lisa Sabo
Secretaries, Ticket Office	Liz Sorles, Deanna Hittinger
Accounting Assistant	Laura Douglas
Receptionist	Karen Ross
Maintenance	Calvin Carter

Support Staff (Day of Game)

Entertainment Director	Harold Arnoldi
Field Activities	Arndt Trygstad
	Bob James
	John Oddo
	Ted Smith
	Dan Trygstad
Photographer	Tom Albert
Press Box Chief	Dan Walton
Public Address Announcer	Dan Hunter
Statistics Crew Chief	Bob Filiatrault
Team Chaplain	Dave Wilson

1989 LIONS' TRAINING CAMP DATA

The Lions enter their 15th year of training at Oakland University in Rochester, Mich., located less than three miles from the Pontiac Silverdome. The media workroom is located in East Vandenburg Hall on the Oakland University campus. To find the media room and the Lions' Public Relations staff members, go to Room 223 of East Vandenburg Hall. Other pertinent camp data:

ADDRESS: Detroit Lions

1200 Featherstone

Box 4200

Pontiac, Mich. 48057

Camp Switchboard: 313/370-2828

Camp PR Number: 313/370-2820

Lions' Switchboard: 313/335-4131

REPORTING DATES:

July 19—Camp opens (rookies and veterans report).

July 20—Remaining veterans report. Practices begin.

CUTDOWN DATES:

August 29—60 players

Sept. 4—47 players

MEDIA SERVICES DIRECTORY

SILVERDOME PRESS BOX

The working area for writers, broadcasters and overhead photographers is located on the Club Level between the south and west corners of the stadium. The facility can accommodate over 150 media representatives in the upper press area and contains 15 booths in the lower area for radio, television, photographers, public address and scoreboard operations.

CREDENTIALS

All applications must be made through **Bill Keenist**, the Lions' Director of Public Relations. Credentials are available to working members of the media only. Advance notification of requests is appreciated. Season credentials will be issued to appropriate outlets. ***Since no Press Will Call window is available due to the need for a parking pass to gain press lot access, most credentials and parking passes are mailed.*** Please allow AT LEAST three days for mail delivery. Credentials can be left at a local hotel for pickup on game day. That hotel is the Northfield Hilton, which is located eight miles south of the Silverdome off I-75 at the Crooks Road exit. The Northfield Hilton front desk is used as a credential pickup point when requests are made too late to guarantee mail delivery.

PARKING

A parking pass is required to enter the press parking area, located on the southwest side of the Silverdome. Enter Gate 1 from Opdyke Road and proceed to the press parking area adjacent to the Press Box. Press parking is not automatically issued to every credentialed member of the media covering the game because of an insufficient number of parking passes and spaces.

SERVICES

Statistical information is distributed before, during and after the game. Spotters and statisticians are available to radio and TV crews upon advance request. Food and beverages for the working media are available in the Press Lounge. Your game credential entitles you to the buffet meal that is served prior to the game. ***The Lions' Public Relations staff is here to help. If you need assistance, don't hesitate to ask any of the PR persons shown below.***



Bill Keenist



Tim Pendell



Wayne Moss



Barbara Saliba

LIONS' STAFF



FRED OTTO
Ticket Manager



TOM LESNAU
Travel Coordinator/
Accountant



STEVE HERMANS
Video Director



JIM RENOUF
Computer Coordinator



CLAIRE MITTENDORF
Secretary, Mr. Ford



EILEEN KUZAK
Secretary, Mr. Thomas



LAURA DOUGLAS
Accounting Assistant



BARBARA MOUTHAAAN
Secretary,
Mr. Fontes and Coaches



MARYLEE JENSEN
Secretary,
Player Personnel



HELEN MISENER
Secretary,
Player Personnel

LIONS' STAFF



LISA SABO
Secretary,
Mr. Otto



LIZ SORLES
Secretary, Ticket Office



DEANNA HITTINGER
Secretary, Ticket Office




KAREN ROSS
Receptionist



GAVIN JOHNSON
Equipment Assistant



CALVIN CARTER
Maintenance



TOM ALBERT
Photographer



WILLIAM CLAY FORD

Owner and President

Detroit Lions' owner William Clay Ford's involvement with the Lions can be traced to his childhood, when his father, Edsel Ford, took him to the University of Detroit Stadium to see the first Lions' team play in their maiden season in the Motor City in 1934. Bill Ford to his friends and business associates, he became a club director in 1956 and was asked by then-Lions' President Edwin J. (Andy) Anderson to become Lions' President in 1961.

In November of 1963 Mr. Ford purchased the team outright for \$4.5 million. He officially took over the club Jan. 10, 1964, with Mr. Anderson as General Manager and J. Russell (Russ) Thomas as Director of Player Personnel. Mr. Thomas succeeded Mr. Anderson as Vice-President and General Manager prior to the 1967 season.

The 1989 season will mark Mr. Ford's 26th as sole owner of the Lions. During his ownership, Mr. Ford has provided the team with stability, integrity and honest leadership—characteristics that seem atypical in today's modern era of sports, where ownership changes and franchise movements have become annual occurrences.

The 25 seasons the Lions have played under Bill Ford's ownership have had their high moments. The 1969 through '75 teams all finished in second place in the NFC Central Division, with a high-water win-loss mark of 10-4 in '70. The '80 and '81 teams also finished in second place, and the 1983 club captured the NFC Central Division championship. A win in playoff competition has eluded Ford's Lions, however, and just ten seasons have been .500 or better.

But as the Lions enter the 1989 season under new Head Coach Wayne Fontes, Mr. Ford sees a positive future for his football team.

"I am very optimistic," says Mr. Ford. "I think Wayne has done a great job with the players and he has assembled an exceptional coaching staff. You don't win without quality coaches and I feel we have potentially the best staff in the NFL.

"It has been a long wait for all of us to see the Lions return as one of pro football's best teams, but I feel we are on the right path. There must continue to be the common goal throughout the organization that a winning football team is all that matters."

Of course, Mr. Ford's other passion in life is the automobile industry, he being a grandson of inventor and auto pioneer Henry Ford, founder of the Ford Motor Company.

Although he retired from his post as Ford Motor Company Vice-Chairman this past March, Mr. Ford remains a member of the Board of Directors and chairman of the Finance and Executive Committees. He has been a board member since 1948 and chairman of the company's Design Committee since its inception in 1957.

During his career with the company, Mr. Ford gained special satisfaction as the executive in charge of the design, development and subsequent introduction of the Continental Mark II, the successor to the classic Lincoln Continental that had been developed and introduced by his father Edsel in 1939.

The youngest of Edsel's four children, William Clay Ford was born March 14, 1925. He graduated from Yale with a Bachelor of Science degree in economics following a tour of duty with the U.S. Naval Air Corps. He then joined Ford's sales and advertising



staff and later served on the industrial relations staff where he was a member of the committee that negotiated the historic 1949 contract with the UAW-CIO.

He enrolled at Yale following his military discharge and eventually captained both the tennis and soccer teams at the Ivy League School. He was a nationally-ranked tennis player until two Achilles tendon surgeries regulated him to the sidelines. Mr. Ford's athletic participation today includes some tennis, although he prefers golf, a game in which he became nearly a scratch performer.

A major change in Lions' history occurred under Mr. Ford's guidance when he moved the team in 1975 from the downtown-located Tiger Stadium to metropolitan Pontiac and the sparkling, 80,000-plus seat Pontiac Silverdome.

Mr. Ford also is the Chairman of the Board of the Edison Institute, which operates Greenfield Village and the Henry Ford Museum in Dearborn; is a trustee of the Eisenhower Medical Center; and serves as a director or a trustee for the Boys' Club of America, the National Tennis Hall of Fame, the Automotive Hall of Fame, the United Way For Southeastern Michigan, and the Economic Club of Detroit.

Included among his more recent appointments have been his naming as a trustee for the Michigan Heart Association and to the Ronald Reagan Presidential Foundation. He received an honorary doctor of science degree from the Art Center College of Design in Pasadena, Calif., in 1981.

He is married to the former Martha Firestone of Akron, Ohio, and they are the parents of three daughters—Martha, Sheila and Elizabeth—and a son, Bill Jr., who serves the Lions as club treasurer.

WILLIAM CLAY FORD JR.

Treasurer

A young executive of the Ford Motor Company doubles as the treasurer of the Detroit Lions — William Clay Ford Jr. The 32-year-old Ford has recently returned to Detroit, after spending three years in Europe, to become the manager of Ford Heavy Truck Engineering and Manufacturing. Previously, he was elected to the Ford Motor Company's Board of Directors (Jan. 14, 1988).

Mr. Ford, son of Lions' Owner and President William Clay Ford, joined the company in 1979 as a product planning analyst in Advanced Vehicles Development. He later moved to automotive assembly operations and worked on the launch of the Escort and Lynx. Additionally, he was a zone manager for district sales in the New York-New Jersey area before he was appointed a member of Ford's bargaining team for negotiations with the UAW in 1982.

After a stint as a Ford Division advertising specialist, the Princeton University graduate entered the Massachusetts Institute of Technology where he earned a master's degree in management. Subsequent moves at Ford came in 1984 when he served as an international finance specialist and, in 1985, when he became a Car Product Development planning manager.

His tenure in Europe began in 1986 when Mr. Ford was appointed director of Commercial Vehicle Marketing for Ford of Europe and, in 1987, he moved his family to Zurich to become Chairman and managing director of Ford Switzerland. He assumed his new responsibilities with Heavy Truck Operations in July, 1989.

Mr. Ford and his wife Lisa have two daughters.



RUSS THOMAS

Executive Vice President and General Manager

One of the most respected and dedicated executives in the National Football League, the Lions' Russ Thomas enters his 43rd year of service with the Detroit Lions. Easily one of the most qualified general managers in the National Football League, Thomas literally has "done it all" for the Lions.

Russ has been a player, an assistant coach, a scout, the director of player personnel and he even served as a broadcaster for the Lions when he teamed with the legendary Van Patrick on the Lions' telecasts during the early 1960s. With that resume, it's easy to see why there's no one better prepared or more experienced than Russ to lead the Lions.



Russ Thomas first came to the Detroit Lions 43 years ago as a heralded player out of Ohio State University. His long affiliation with the Lions began with the 1946 NFL draft as the Buckeyes' two-way tackle was tabbed early in the selections that year by Detroit. He became an instant pro success by being named All-Pro his rookie season before advancing to the stature of team captain in 1949. His playing career, however, ended that season when a knee injury forced Russ into a premature retirement.

The injury eventually led to new challenges for Russ off the field. He left the Lions for two years, 1950-51, to work for Coach Joe Bach at St. Bonaventure University. Once football season ended each year, Thomas returned to Detroit to work in private business. It was during one of those off-seasons that Russ was contacted by Lions' Coach Buddy Parker to rejoin the club as an assistant coach. Russ did so in 1952 and he has remained with the Lions ever since.

While hired in '52 primarily as an assistant coach, Russ also joined the Lions as the club's primary college scout and also as the person in the organization responsible for scouting each week's pro opponent. Thus, long before the advent of film exchanges and computers, it was Thomas' scouting reports that helped bring Detroit NFL titles in 1952, '53 and '57.

For his efforts, Russ was promoted up the front office ladder, taking over as director of player personnel following William Clay Ford's outright purchase of the club in early 1964. In addition to utilizing Russ' talents at recognizing college talent and heading up the team's college draft each year, Russ also became the club's chief contract negotiator, a task he turned over in 1988 to the Lions' new vice-president for finance, Chuck Schmidt.

Thomas' rise to the top of Lions' management hit high gear in 1967 when he was named Vice President and General Manager, handling the day-to-day operations of

the organization. He was appointed Executive Vice President and General Manager in 1972. Among his many off-the-field contributions was playing a key role in the approval and construction of the Pontiac Silverdome. Russ led the effort to bring Super Bowl XVI (1982) to the Lions' home, the first and only time the NFL's championship game has been ventured to a northern climate.

"I've always found Russ to be courteous, resourceful and honest in all of his dealings, not only with his peers, but with everyone he comes in contact with," says George Young, the general manager of the Super Bowl XXI Champion New York Giants. "He's also been very willing to assist those who have sought his highly-regarded opinions and outstanding experience. He truly is a respected leader in our profession."

A native of Griffithsville, W. Va., Russ was such an outstanding schoolboy football prospect as a lineman that he was wooed (recruited, if you wish) to Charleston, W. Va., to play high school football. While in high school he also excelled as the state champion in the discus and the shot put, setting state records in both events. Considered the most sought-after schoolboy athlete in West Virginia, Thomas was honored for his athletic and professional accomplishments in 1983 when he was voted into the West Virginia State Hall of Fame.

He was recruited to Ohio State by legendary Paul Brown, and he played one season for Coach Brown before Paul moved on to the old All-American Football Conference and started the Cleveland Browns. Russ was All-Big Ten and All-America in football at OSU and was a key member of the Buckeyes' 1944 national championship team. As a collegian, he lettered three years in football, twice in track and once in wrestling.

Today, Russ and his wife Dorothy live in Birmingham, a suburb located north of Detroit. They are the parents of two grown sons, John and Jim, and they have one granddaughter.





WAYNE FONTES

Head Coach

It hasn't taken Wayne Fontes very long to put his mark on the 1989 Detroit Lions. Since being named the 17th head coach in team history last December 22, Fontes has created an aura of excitement and anticipation that hasn't been felt around these parts since the early 1980's when the Lions' Silver Rush defense was one of the NFL's best and Billy Sims was the league's premier running back.

There are a number of reasons for this excitement. In short order Fontes has:

—Hired a coaching staff that rivals the best in the NFL.

—Blown the lid of the heretofore conservative Lions' offense and replaced it with the revolutionary "SILVER STRETCH", an offense born of the "RUN SHOOT" which utilizes three and four wide receiver sets almost exclusively and promises to be the most wide open, if not the most exciting offense in pro football.

—Used his No.1 draft choice to select the 1988 Heisman Trophy winner, running back Barry Sanders, who last year authored the greatest single-season performance by a running back in the history of college football.

But while the coaching staff, a new offense and a Heisman Trophy-winning running back get most of the headlines, perhaps Fontes' single greatest contribution to date comes in the form of an intangible — attitude.

"It's all attitude," Fontes insists. "It might sound simple, but it's true. You must have the proper attitude before you can even think about winning. Everyone must have the absolute belief that we will win. Not just play well, or come close. But win!

"We are not going to settle for anything less than an absolute commitment from everyone — and that includes players, coaches, the front office staff, even the secretaries. Everything we do will be done with the belief that it will help the Detroit Lions become a winner. I won't settle for anything less.

"I have waited a long time for this chance," Fontes said. "This really is a dream come true for me. I've worked long and hard to get this opportunity and I want to make the best of it. I'm confident with the support of everyone in this organization we can get this thing turned around. We can get our fans back and make them proud of the Lions again. We can be winners and I am confident we will be winners."

Fontes was born Feb. 17, 1939 in New Bedford, Mass., and lived there until he was 15 when he moved to Canton, Ohio, where his father worked in a Canton steel mill. An exceptional schoolboy athlete at Canton's McKinley High School, he matriculated to Michigan State where he was a two-sport (football and baseball) star and earned All-Big 10 honors as defensive back.

He was selected to play in the North-South and Senior Bowl All-Star games in 1962 before being drafted by the New York Jets, where he started in the defensive backfield in 1963 and 64, but had his playing career cut short by a broken leg. Entering the 1989 season, Fontes still held the Jets' record for the longest interception return, an 83-yarder against Houston (12-15-63).

His first coaching job was directing the freshman team at Michigan State in 1965 while he was working on his master's degree in administration (which he later earned).



He coached at Visitation High School in Bay City, Mich., in 1966-67, winning the Michigan Class B state championship in '67 with a team that went 10-0. He then moved on to the college level and was defensive backfield coach at Dayton (1968), Iowa (1969-71) and Southern California (1972-75). It was at the latter stop Fontes began a 13-year association with John McKay, who brought Fontes with him when McKay was named the head coach of the expansion Tampa Bay Buccaneers in 1976.

He spent nine years with the Bucs and advanced from secondary coach to defensive coordinator to assistant head coach under McKay. In his first year as the Bucs defensive coordinator (1982) Tampa Bay led the NFC in defense.

Fontes left the Bucs in 1985 to become the Lions defensive coordinator. Under Fontes the Lions switched to a new 3-4 defensive alignment and the defense has shown continued improvement throughout. Despite the Lions' 4-12 overall record last season, the defense played extremely well at times. Of the 28 defenses in the NFL, 18 yielded more points than the Lions' defense, including playoff teams Cincinnati, Houston, Seattle and Philadelphia.

Off the field Fontes has been extremely active in charitable causes during his first off-season as head coach. This past spring he was the Chairman of the Michigan Chapter of the American Cancer Society's Great America Lockup which raised nearly \$200,000 for the Cancer Society. Fontes also serves as Chairman of a program to raise \$1 million for the expansion of Camp Fowler, a Mayville, Mi., camp for disabled children.

In March, Fontes took his coaching staff to Detroit's Capuchin Soup Kitchen and served nearly 300 pizzas to the homeless and hungry of Detroit as part of a program sponsored by Buddy's Pizza (a metro Detroit pizza chain) which donated pizzas for every sack registered by the Lions' defense last year.

Fontes participated in numerous charity golf outings and was Chairman of the Detroit Lions Quarterback Club annual golf tournament which benefits the Boys and Girls Clubs of Pontiac.

Fontes, and his wife Evelyn (the two met at a high school sock hop in Canton) have three children—Mike, Scott and Kim, and reside in nearby Rochester Hills.

CHUCK SCHMIDT

Vice-President/Finance

One of the National Football League's rising young executives, Chuck Schmidt enters his second season as the club's Vice-President for Finance.

Schmidt oversees all contract signings and is charged with the crucial, yet often thankless task of signing the Lions' draft choices. Detroit was the only NFL team to sign all of its draft choices prior to training camp the past two seasons (1987 and '88).

Schmidt, 42, has been with the Lions since 1976 when he joined the club as a CPA. He soon thereafter was promoted to the team's controller.



A Detroit native, Schmidt was a standout athlete at Detroit's Lutheran East High School. He received numerous athletic scholarship offers before accepting a scholarship from the University of Michigan where he earned his undergraduate degree in business. While at Michigan, Schmidt was a three-year letterman at shortstop for the Wolverine baseball team.

He then earned a graduate degree in finance from Detroit's Wayne State University, before joining the accounting firm of Ernst and Whinney, where for five years he worked as a tax specialist.

For the last 11 years Schmidt has assisted Lions' General Manager and Executive Vice-President Russ Thomas in contract negotiations and with the day-to-day operations of the club. In 1987, with Schmidt spearheading the contract signing of the Lions' draft picks, the Lions were the only team in the NFL to have all its draft picks signed prior to the opening of training camp.

Schmidt also has been the Lions' liaison with the NFL regarding financial, pension and other league concerns, and along with Thomas, represents the Lions at League meetings. Schmidt, and his wife Sharon, have three children and reside in Rochester Hills, Mich.

JERRY VAINISI

Vice-President/Player Personnel

The newest member of the Lions' management team, Jerry Vainisi serves as the club's Vice-President for Player Personnel. He oversees all areas of player personnel, including the draft, trades, and other player acquisition matters.

The former general manager of the Chicago Bears, Vainisi joined the Lions in March of 1987 as the team's legal counsel. He was promoted after the 1987 season to his present position and was instrumental in Lions' widely-acclaimed 1988 and 1989 drafts.

Vainisi is a veteran NFL executive. He joined the Chicago Bears in 1972 as controller and In-House Counsel. In subsequent years, he also served as the Bears' treasurer, corporate assistant secretary and as a member of the Bears' Board of Directors.


In 1983 George Halas Sr. named Vainisi the Bears Vice-President and General Manager and three seasons later, Chicago ruled the football world when it won Super Bowl XX.

During his four years as Bears' G.M., the club compiled a regular-season record of 47-17, while capturing three consecutive NFC Central Division Championships. Chicago's playoff record during this period was 4-2. Vainisi left the Bears' organization after the 1986 season.

The Chicago native is a graduate of Georgetown University and Chicago's Kent College of Law. After completing his education, Vainisi worked briefly as a radio sports announcer in Monmouth, Ill., before joining the accounting firm of Arthur Anderson Company in 1966. Vainisi, who will turn 48 this October, and his wife Doris have five children and reside in Bloomfield Hills, Mich.



LIONS' COACHES



DEFENSIVE COACHING STAFF



"WOODY" WIDENHOFER

Defensive Coordinator/Outside Linebackers
1st Year with Lions
12th Year in the NFL

One of Wayne Fontes' first priorities as head coach was to find the right man to replace him as defensive coordinator, a man who would continue to instill an aggressive style and have the patience and experience to mold a young, promising squad. Former Pittsburgh Steelers' defensive coordinator Robert "Woody" Widenhofer (Widden-hofer) was the man.

Widenhofer, 46 (Jan. 20, 1943), was most recently the head coach at the University of Missouri, where he served the last four seasons (1985-88). He compiled an 18-43-1 record over his tenure with the Tigers, and concluded the 1988 campaign with a 3-7-1 mark.

In his 24th year of coaching, the former Missouri graduate (1965) and Riverview, Mich., native began his coaching career on the high school level in the Detroit area as an assistant at Holy Redeemer High ('65) and the head coach at Nativity High (1966-68). After spending four years as an assistant on the collegiate levels in the early '70s (Michigan State, Eastern Michigan and Minnesota), Widenhofer began his professional career with the Pittsburgh Steelers in 1973.

At Pittsburgh, he coached three All-Pro linebackers (Jack Ham, Andy Russell and Jack Lambert) during an 11-year stay, during which time the Steelers won four Super Bowl championships and were noted for their "Steel Curtain" defense. Widenhofer came to the Steelers' as linebackers coach in 1973. Defensive backs were added to his responsibility in 1978 before he was named defensive coordinator in 1979. He was the Steelers' assistant head coach for his final two seasons (1982-83) with the club. In 1984, he became the head coach of the USFL's Oklahoma Outlaws, and after a 6-12-0 finish in his first season with the team, Widenhofer was appointed to the head coaching position at his alma mater.



BILLIE MATTHEWS

Defensive Backs
1st Year with Lions
11th Year in the NFL

Wayne Fontes completed his 1989 coaching staff when he hired NFL veteran Billie Matthews to coach the defensive backfield, a responsibility Fontes had handled himself as part of his increased duties last season.

Matthews, 59 (March 15, 1930), who previously served as running backs coach (1987-88) on the staff of present Lions' special teams coach Frank Gansz at Kansas City,

continued

Matthews continued

is in his 11th season of coaching in the NFL. Prior to joining the Chiefs, he spent two years as offensive coordinator and running backs coach for the Indianapolis Colts (1985-86).

Matthews first entered the NFL in '79 as running backs coach of the San Francisco 49ers, where he spent four seasons, including the team's first Super Bowl title in 1981. Matthews then joined the staff of the Philadelphia Eagles where he served two years (1983-84) as running backs coach.

He began his college coaching career at the University of Kansas in 1970 before moving on to an eight-year stint at UCLA (1971-78), where he coached the running backs and secondary. Matthews coached five 1,000-yard rushers while with the Bruins. A standout player himself, he quarterbacked Southern University (Baton Rouge, La.) to a 37-4 record during his playing career (1948-51).

A native of Houston, Tex., Matthews and his wife Gene have four children (Jackie, Kenneth, Kennette and Karen), and reside in Rochester Hills, Mich.



DICK MODZELEWSKI

Defensive Line
2nd Year with Lions
22nd Year in the NFL

One of the NFL's most highly respected defensive coaches, Dick Modzelewski was one of three coaches (with Don Clemons and Mike Murphy) asked to return with Coach Wayne Fontes for the 1989 season.

Modzelewski, 58, is in his 22nd season as an NFL assistant after spending four seasons as defensive coordinator of the Green Bay Packers (1984-87).

He began his pro coaching career with the Cleveland Browns (1968) before moving to the New York Giants (1978) and then to the Cincinnati Bengals (1979-83). While in Cincinnati, his defensive line helped lead the Bengals to Super Bowl XVI in the Pontiac Silverdome against the San Francisco 49ers in 1982, and the Bengals achieved a No. 1 ranking in the NFL defensively in 1983.

Modzelewski moved to Green Bay with Forrest Gregg in '84 as defensive coordinator, where he took over the NFL's worst — 28th ranked — defense. He led the Packers to a 16th-place ranking in '84, followed by 12th-place finishes in '85 and '86, and a 14th-place defensive finish last season.

The West Natrona, Pa., native had established an impressive background as a player before he became an NFL assistant. As a player, Modzelewski starred at the University of Maryland where he was named the Outland Trophy winner as the nation's premier college lineman in his senior season (1952). Originally a second-round NFL draft choice with Washington, his pro playing career spanned 14 seasons. He played for the Redskins (1953-54), Pittsburgh (1955), Giants ('56-63) and Cleveland (1964-66). He played on the 1956 Giants' and '64 Browns NFL championship teams and was named to the Pro Bowl in 1964.

Modzelewski and his wife Dorothy, have four children (Mark, Laurie, Terrie and Amie) and live in Rochester Hills.



HERB PATERRA

**Inside Linebackers
1st Year with Lions
9th Year in the NFL**

Though this season marks Herb Paterra's first with the Lions, the nine-year NFL coaching veteran is well familiar with Michigan and Head Coach Wayne Fontes. After spending the past two seasons ('87-'88) with the Tampa Bay Buccaneers, Paterra will coach the Lions' inside linebackers.

The association between Fontes and Paterra began at Michigan State, where both were collegiate teammates under former Spartan head coach Duffy Daugherty. Fontes played defensive back and Paterra was a two-way performer at MSU (offensive guard and linebacker).

Patera began his professional career with the Buffalo Bills in 1963 (18th-round choice), and after two seasons in Buffalo (including one as AFL champions in '64), he joined the CFL Hamilton Tiger-Cats where he spent four years. Hamilton won two Grey Cup championships during his time there.

This year is Paterra's 21st season of coaching after he joined the Michigan State staff as an assistant in 1969 (linebackers and defensive line). He also coached linebackers at Wyoming (1972-74). His first professional stint came in '75 when he served as linebackers coach with the Charlotte Hornets of the World Football League.

Following two seasons (1976-77) as head coach at North Mecklinburgh High in Charlotte, N.C., Paterra returned to Hamilton (CFL) as defensive coordinator. His first stint in the NFL came as the defensive coordinator and special teams coach of the Los Angeles Rams (1980-82).

After a return to the CFL as the defensive coordinator at Edmonton ('83), Paterra was named linebackers coach at Green Bay where he spent the '84-'85 seasons. He became a member of Hank Bullough's staff at Buffalo in 1986, as defensive coordinator and linebackers coach before joining the Bucs to coach the inside linebackers in '87.

The 48-year-old (Nov. 8, 1940) Paterra was born in Glassport, Pa. He and his wife Lou Ann have two sons (Jeff, a quarterback at MSU, and Craig, a quarterback at Missouri), and reside in Rochester Hills, Mich.



FRANK GANSZ

**Special Teams
1st Year with Lions
12th Year in the NFL**

A veteran of the NFL wars, Frank Gansz brings outstanding credentials to Detroit. After two seasons as head coach of the Kansas City Chiefs (1987-88) where his teams went 8-21-1, Gansz was quickly tabbed by Wayne Fontes following the 1988 season to direct the Lions' special teams.

The 12th-year NFL coaching veteran is in his 26th year as a coach. He began his

continued

Gansz continued

coaching career at the Air Force Academy (1964-66), and had stints at Colgate (1968), the Naval Academy (1969-72), Oklahoma State (1973, '75), Army (1974) and UCLA (1976-77).

An outstanding special teams instructor, Gansz entered the NFL in '78 as special teams coach at San Francisco, and then added the title of tight ends coach to his credit during stops at Cincinnati ('79-80), Kansas City ('81-82) and Philadelphia ('83-85). Upon his return to Kansas City in 1986, Gansz was named assistant head coach and special teams coach. That season, the Chiefs' special teams blocked a NFL record 10 kicks and scored five touchdowns while sparking Kansas City to its first playoff berth in 15 years.

The 50-year-old (Nov. 22, 1938) Gansz was born in Altoona, Pa., and grew up in Pittsburgh. He is a 1960 graduate of the U.S. Naval Academy where he played guard, center and linebacker in three seasons and was a member of the 1958 Cotton Bowl team. Gansz went through the Air Force's pilot training program and earned his wings in 1961, flying single-engine aircraft.

Gansz and his wife Barbara have two children (Frank and Jennifer), and live in Auburn Hills, Mich.

OFFENSIVE COACHING STAFF



DARREL "MOUSE" DAVIS

Quarterbacks and Receivers

2nd Year with Lions

2nd Year in the NFL

A 29-year coaching veteran, Darrel "Mouse" Davis is in his first full season with the Lions and the National Football League after coming to Detroit as an offensive assistant for the final three weeks of the 1988 campaign. Davis serves as an architect of the "Silver Stretch" offense — a wide-open, run-and-shoot philosophy that long has been Davis' forte.

Davis began his coaching career in 1974 as the offensive coordinator at Portland State University where he became head coach one year later ('75). During his six years, his Vikings compiled a 42-24 record and rewrote the NCAA Division I-AA record book, setting 20 offensive records. In addition, 14 of his PSU players went on to play pro football including quarterbacks Neil Lomax (Cardinals) and June Jones (Falcons) who joins his mentor as a Lions' assistant coach.

Davis claimed his first pro coaching job in 1982 as offensive coordinator of the CFL Toronto Argonauts. With the free-wheeling "Run-'N-Shoot" offense in full gear, the former doormat Argonauts went all the way to the Grey Cup championship game before they were beaten by Edmonton. Davis went on to become the offensive coordinator of the USFL Houston Gamblers (1984) where Jim Kelly triggered an offense that set 38 league records enroute to posting a 13-5 regular-season mark. Davis then became head coach of the Denver Gold (USFL) in 1985 and led the team to an 11-7 record. He became director of football operations for the Arena Football League ('87) before being named in Detroit last November.

A graduate of Western Oregon State University, Davis lettered in three sports (football, basketball and baseball) and earned All-America honors as a quarterback and running back. Born on Sept. 6, 1932, he and his wife Beverly have four children (Brad, Debbie, Brent and D'Ann) and live in Lake Orion, Mich.



JUNE JONES

Quarterbacks and Receivers

1st Year with Lions

3rd Year in the NFL

June Jones has been re-united with his former college coach, Mouse Davis, in giving the Lions double-duty coaching of the quarterbacks and receivers in the newly installed "Silver Stretch" offense. The 36-year-old Jones (Feb. 19, 1953) is in his first year in Detroit after he helped direct two highly successful seasons as quarterbacks coach of the Houston Oilers (1987-88).

Jones came to Houston in 1987, and success followed. The Oilers posted their first winning season (9-6) and (wild card) playoff berth in seven years. The 1988 Oilers upped their record to 10-6 and again earned a wild card bid. He is widely credited with the development of the Oilers' "Red Offense," an offensive formation which involves the use of four wide receivers. As a result of that system, Houston ended the '88 season ranked second in the NFL (behind Cincinnati) in scoring, averaging 26.5 points per game, and the ever-improving Warren Moon earned his first AFC-Pro Bowl berth.

A former two-sport (football and baseball) star at the University of Hawaii ('73-'74), Jones transferred to Portland State (1975-76) where he was a two-time All-America under then-head coach Mouse Davis. After his four-year NFL playing career with Atlanta (1977-79, '81) and a one-season stint with the CFL's Toronto Argonauts ended, Jones began his coaching career in '83 as the QB's coach at the University of Hawaii ('83).

One year later, he was named receivers coach with the Houston Gamblers ('84) of the USFL, where he continued his association with Davis, who was serving as offensive coordinator. When Davis gained the top spot with the Denver Gold (1985), he selected Jones as his offensive coordinator. After one season with the Gold, Jones followed Davis to Jacksonville in the same capacity, but the league suspended operations prior to the start of the '86 season.

A native of Portland, Oregon, Jones and his wife Diane have three daughters (Jennifer, Kelli and Nicole), and reside in Lake Orion, Mich.



DAVY LEVY

Running Backs

1st Year with Lions

10th Year in the NFL

Thirty-two years worth of coaching experience, including 10 in the NFL, are wrapped around the Lions' new running backs coach, Davy Levy. He joins the Detroit "Silver Stretch" offensive brain trust backed by a rich coaching background.

Having coached virtually every position at one time or another during his career, the 56-year-old (Oct. 25, 1932) Levy comes to Motown after nine seasons with the San Diego Chargers (1980-89). He served in many different capacities with the Chargers, most recently as coach of the tight ends and H-backs. He also was San Diego's offensive coordinator (1983-85, '87) and coached the offensive line (1980-82, '86). Levy coached

continued

Levy continued

on two divisional championship teams ('80-'81), and the "Air Coryell" offense flourished when the Chargers led the NFL ('81-'83) by allowing only one sack for every 27 pass attempts.

A two-year performer at guard for UCLA, Levy began his coaching career with the Bruins' freshman team in '54, and as an assistant at Long Beach City College (1955). Following five seasons in the California high school ranks (1955-59), he coached for 16 years at the University of Southern California. During the 1972-75 seasons, Levy and Wayne Fontes were assistants under former Trojan field general John McKay. During Levy's Trojan tenure, USC appeared in eight Rose Bowls. Before entering the NFL ranks (at San Diego) he concluded his USC stint as an assistant athletic director (1976-79).

Born in Carrollton, Missouri, Levy grew up in Long Beach, Calif. He and his wife Barrie have four children (Laurie, Gayle, John and Robert), and reside in Southfield, Mich.



CHARLIE SANDERS

Tight Ends

1st Year with Lions

1st Year in the NFL

Recalling a former Lions' standout from the late '60s and early '70s, Detroit welcomed a good friend home when Wayne Fontes named Charlie Sanders the team's tight ends coach on Jan. 30, 1989. Sanders, who played 10 years with the Lions, makes his first transition into the coaching ranks.

Considered the finest tight end in Lions' history, Sanders is the club's all-time leading receiver with 336 receptions, second in yards gained with 4,817 (14.3-yard average), and fourth in touchdown catches with 31. The team's leading receiver during four of his 10 years, Sanders enjoyed his best year in '69, when he gained 656 yards on 42 receptions (he also caught 42 passes in 1974).

A durable performer who was forced to retire because of knee problems (July 21, 1978), Sanders missed only 12 games over his 10 seasons ('68-'77) with the Lions. The seven-time Pro Bowler and two-time All-Pro member had his best single-game effort of his career during his rookie season when he grabbed 10 passes for 133 yards against Washington (Dec. 15, 1968). He was the only rookie selected that season to appear in the Pro Bowl game and, in addition, Sanders finished second to then-teammate Earl McCullouch for NFL Rookie-of-the-Year honors.

A two-sport (football and basketball) star at the University of Minnesota, Sanders concluded his senior season as the Gophers' leading receiver after hauling in 21 receptions for 276 yards and two TDs, in helping his team win a share of the 1967 Big Ten title.

Over the past six years, Sanders has remained close to the organization by serving as an analyst on the Lions/WJR radio broadcast team. The Greensboro, N.C., native prepped at Dudley High School. Born on Aug. 25, 1946, Sanders and his wife Georgianna have seven children (Mia, Charese, Mary Jo, Georgianna, Charlie Jr., Nathalie and Tallisa).



JERRY WAMPFLER

Offensive Line

1st Year with Lions

17th Year in the NFL

Wayne Fontes again went for a NFL-experienced coach when he rounded out his offensive staff early in 1989, by naming Jerry Wampfler to coach the offensive line. In his 17th NFL coaching season, Wampfler recently completed a one-year ('88) stint with the San Diego Chargers in a similar capacity.

A veteran of 36 years of coaching at the high school, college and pro levels, Wampfler had served on the staffs of five NFL clubs prior to his appointment in Detroit, beginning in Philadelphia ('73) where he coached the defensive line.

Three seasons after joining the Eagles, he was named defensive line coach at Buffalo (1976) and switched to the offensive line with the New York Giants in 1978. After rejoining the Eagles a year later, Wampfler was the running game coordinator and offensive line coach for five years (1979-83). Before his stint in San Diego, he spent four seasons ('84-'87) as offensive line coach of the Green Bay Packers.

The Miami of Ohio graduate began his coaching career on the high school level in 1954 at his alma mater, New Philadelphia (Ohio) High. During his collegiate coaching days, Wampfler coached under Bo Schembechler at his alma mater (Miami of Ohio) during 1963-65, and also coached at Notre Dame (1966-69). He was the head coach at Colorado State in 1970.

Born Aug. 6, 1932, in New Philadelphia, Ohio, Wampfler and his wife Carol have three children (Nan, Jody and Tad), and live in Lake Orion, Mich.



DON CLEMONS

Administrative Assistant

5th Year with Lions

5th Year in the NFL

In his fifth year with the Lions, Don Clemons tackles a new role as an administrative assistant. Clemons came to Detroit in 1985, and served the past four years as the Lions' Strength and Conditioning Coordinator.

Clemons, 35, is a native of Northampton, Pa. He was a standout defensive end at Muehlenberg (Pa.) College, where he earned All-District honors and was team captain his senior year ('76).

His first coaching experience was at Kutztown State (Pa.) where he tutored outside linebackers for two seasons (1977-78). He then spent one year as linebackers' coach at New Mexico State before joining Darryl Rogers at Arizona State. Clemons was the strength and conditioning coach for the Sun Devils and also assisted the defensive line coach.

Holder of an English degree from Muehlenburg, Clemons and his wife Shawn, who is the assistant women's basketball coach at nearby Oakland University, live in Rochester, Mich.



MIKE MURPHY

Administrative Assistant

5th Year with Lions

5th Year in the NFL

Mike Murphy takes on new duties as a coaching staff administrative assistant after spending the past four seasons coaching the Lions' linebackers — which has become one of the stronger crews on the club. Murphy helped mold inside linebackers Dennis Gibson and Chris Spielman into two of the finest young defensive stars in the League.

Murphy came to Detroit under Darryl Rogers in 1985 after a seven-year stint coaching defenses in the CFL and the USFL. Murphy had spent the previous two seasons (1983-84) as the defensive line coach of the USFL Chicago Blitz. Prior to that, he was for five seasons the defensive coordinator of the CFL Saskatchewan Roughriders.

He began his coaching career, which has spanned 21 years, at the high school level in the '60s in Boulder, Colo., then in Denver, and later in Woonsocket, S.D.

Murphy, who will turn 45 on Sept. 25, attended college in South Dakota, at Huron College, where he played guard and linebacker for four years. He moved into collegiate coaching as an assistant in 1974 at Idaho State, where he advanced to defensive coordinator by 1976. The following year, he became the linebacker coach at Western Illinois ('77).

A native of Manhattan, N.Y., Murphy attended Greenwich (Conn.) High School. Murphy has two children (Sam and Sarah) and lives in Rochester Hills, Mich.



OTIS CANTY

Director of Player Relations

23rd Year with Lions

Otis Canty, a long-time fixture with the Lions' organization, took on new responsibilities this past March, when Wayne Fontes named him Director of Player Relations. The popular Canty's rapport with the players will be put to good use as he assists them in various off-the-field areas.

Canty, 55, continues to be a Lions' jack-of-all-trades. In addition to his new duties, he will continue in the role of Assistant Video Director/Office Manager. Among his tasks as Office Manager are purchasing, supervising a staff of three assistants, and overseeing the recent and extensive interior renovation of the Lions' offices.

The native of Troy, Ala., and long-time Detroit resident is in his 23rd year with the Lions — the longest tenure among Lions' employees aside from Executive Vice President General Manager Russ Thomas and Head Trainer Kent Falb.

Canty and his wife Flora have six daughters — Virginia, Elizabeth, Barbara, Sandra, Marian and Sheila, and reside in Oak Park, Mich.

FOOTBALL OPERATIONS STAFF



KENT FALB

Head Trainer
24th Year with Lions

Entering his 24th year with the Lions, Kent Falb is one of the most respected trainers in the National Football League and throughout the field of athletic medicine. He was named the 1984 Professional Athletic Trainer of the Year," as selected by the National Athletic Trainers Association (NATA) and he currently serves as the president of MATS (Michigan Athletic Trainers Society), which constitutes all certified athletic trainers in Michigan.

In June of '87, he had the most prestigious honor of being the keynote speaker for the NATA convention in Columbus, Ohio. It marked the first time in NATA history that a professional trainer was selected to deliver the keynote speech.

Along with his assistant Joe Recknagel and strength and conditioning coach Skip Allen, Falb oversees all rehabilitation programs, off-season conditioning work, and of course, the treatment of players' injuries.

A native of Elgin, Iowa, Falb graduated from the University of Iowa in '64 and received a Physical Therapy certificate from Iowa one year later. He began his athletic training career in 1959 as an assistant trainer at the U.S. Military Academy at West Point.

Falb was a student trainer at Iowa throughout college and worked part-time for the Minnesota Vikings in '63 and '64. The next year, he was named head trainer at Boston College and moved to the Lions as assistant trainer under Millard Kelly in 1966. He assumed his present position as head trainer with the Lions in '67.

Counting exhibition and playoff games, Falb enters the 1989 season having worked 453 games for the Lions (336 are regular-season games). By comparison, the most games played by a Lions' player is 200 by Wayne Walker. Falb, 49, lives in nearby Lake Orion with his wife Maxine and daughters Carmen and Nanette.



SKIP ALLEN

Physical and Conditioning Coordinator
1st Year with Lions
5th Year in the NFL

This may be Skip Allen's first year with the Lions, but he is no stranger to the NFL. The 28-year-old Allen has taken charge of the Lions' overall conditioning program after spending the past four years as assistant strength coach of the Denver Broncos.

After being hired in February, 1989, he initiated a vigorous off-seasoning conditioning program, the type that helped Denver capture two AFC Championships and three divisional titles during his four-year Broncos' stint (1984-87).

A native of Newport Beach, Calif., Allen was a two-sport star (football and baseball)

continued

Allen continued

at Corona del Mar High School. He went on to play volleyball for the University of Colorado where he earned his degree in exercise science.

Active with the Fellowship of Christian Athletes, Allen and wife Sally live in Rochester Hills, Mich.



DAN JAROSHEWICH

**Equipment Manager
17th Year with Lions**

One of the veteran equipment managers in the NFL, equipment manager Dan Jaroszewich enters his 17th season of service with the Lions.

A native of Windsor, Ontario, Jaroszewich joined the club in 1973 as an assistant to long-time Detroit equipment man Roy "Friday" Macklem, who spent 44 years with the Lions.

The 35-year-old Jaroszewich supervises the purchasing, repairing, replacing and cleaning of various equipment, uniforms and clothing used by the players and coaching staff.

Prior to joining the Lions, he worked at the high school and semi-pro levels in Windsor, where he also was a standout youth hockey player. He has a degree in personal and industrial relations from the University of Detroit.

Jaroszewich and his wife Kathy have three children, Jennifer, Jessica, and Joey and they live in Troy, Mich.



JOE RECKNAGEL

**Assistant Trainer
10th Year with Lions**

Every head trainer in professional sports will tell you the success of his operation depends greatly on the assistant trainer. So when Lions' head trainer Kent Falb was named the 1984 Professional Trainer of the Year, a big assist was credited to Joe Recknagel, his assistant the past nine years.

A native of Toledo, Ohio, Recknagel began his athletic training career as a student trainer for four years at Rogers High School in Toledo. After graduating from Rogers, he attended Ohio University where he was a student assistant trainer for four years (1974-78). While at O.U., he assisted Falb at the Lions' training camp during the summers of 1977-79. After graduation in 1978, Recknagel accepted the position of graduate assistant trainer at Marshall University in Huntington, W. Va.

In 1979, he was promoted to assistant trainer at Marshall, and during his tenure there, he worked with the football, wrestling and basketball teams. In June of '80, he joined the Lions.

Recknagel, 33, also donates a great deal of his time and expertise to the Oakland County Special Olympics and to both the Winter and Summer State (of Michigan)

Special Olympic Games, which are held each February and May.

He also serves on the Professional Football Athletic Trainers Society's advisory board selected this year to meet with a team representing Gatorade Thirst Quencher for the mutual benefit of both parties. A member of the National Athletic Trainers Association of America, Recknagel is single and resides in Lake Orion, Mich.



MARK GLENN

**Assistant Equipment Manager
6th Year with Lions**

As is the case with Joe Recknagel, Mark Glenn is a top assistant in his department in the position of assistant equipment manager.

The 27-year-old Glenn previously worked for the Lions on a part-time basis from 1976-82. He became a full-time employee in 1983 and assists Jaroshewich in all areas of the equipment operation.

Currently working on his undergraduate degree at Oakland University, Glenn and wife Maria live in Waterford and they have three boys — Marc, Matthew and Michael.

SCOUTING STAFF



JOE BUSHOFSKY

**Director of Player Personnel
16th Year with Lions**

One of the NFL's most respected talent scouts, Joe Bushofsky enters his fourth season as the Lions' Director of Player Personnel. He was rewarded for his 11 years of dedicated service to the Lions in June of '85 when he was promoted to his present position.

Now in his 16th season with Detroit, Bushofsky joined the Lions in 1975 after working two years for BLESTO — a National Football League scouting combine service. He originally scouted the eastern United States' colleges for the Lions, then expanded his area to parts of the Midwest.

He was responsible for the scouting of approximately one-half of the colleges and universities in the country during his early years with the club.

The 50-year-old Bushofsky was born and raised on Pittsburgh's Northside, where he was a three-sport star in football, basketball and baseball at North Catholic Central High School. He played guard and center for North Catholic's 1956 football team which won the Pittsburgh Catholic championship.

He enrolled at North Carolina State, where at 5-10, 185-pounds, he was one of

continued

Bushofsky continued

the smallest starting guards in Atlantic Coast Conference history. He was All-ACC as a senior ('62) and was named to the state of North Carolina's college all-star football team in '61 and '62.

After obtaining his degree from N.C. State, Bushofsky returned to the Pittsburgh area, where he was a successful high school coach for 12 years. As head coach at his alma mater, North Catholic, he compiled three consecutive undefeated seasons (1968-70). In '70, he began working for the Pittsburgh Steelers on a part-time basis doing film evaluation and then joined BLESTO in 1973.

Bushofsky and his wife Rose have four children: Ted, Tracy, Tricia and Terry, and they reside in Troy, Mich.



Ron Hughes



Dirk Dierking



Jim Owens



Jerry Neri



John Trump



Allen Hughes

Ron Hughes continues to assist Joe Bushofsky with various college scouting duties, but his primary responsibility is in the area of pro scouting. Other full-time scouting staff members include **John Trump**, **Dirk Dierking**, **Jim Owens** and **Scott McEwen**, along with part-time scout **Allen Hughes** and special assignments scout **Jerry Neri**.

Ron Hughes, a 1965 graduate of California State College of Pennsylvania, followed the same path to the Lions that Bushofsky took. He returned to his native Pittsburgh, became the head coach at North Catholic High School (for 12 seasons), then went to work for BLESTO for four years. A year ago, Hughes began his acceleration in the Lions' pro scouting program while also handling Detroit area college scouting along with various schools throughout Michigan, Ohio and Illinois. Also like Bushofsky, Ron and his wife Adrienne have three children and live in the Detroit metropolitan area (Lathrup Village), near Southfield.

Trump spent seven years with the Chargers as that club's scouting department administrative assistant before coming to the Lions in '85. Prior to his job with San Diego, he had a 25-year association with the Rams that began in 1953 after three years as a high school football and baseball coach in the Los Angeles City School

system. Trump serves the Lions as area scout in California and at western U.S. colleges. John and Jean Trump live in Van Nuys, Calif. They have two sons, one of whom, Frank is a scout for the Rams.

Dierking, whose first name is Clarence, came to the Lions in June of '78 to scout the central and southwest colleges, including all colleges in Texas. A native Texan from Brenham, his background includes several years as an area scout for BLESTO. Dierking has two sons and lives in Plano, Tex., a suburb of Dallas.

Owens enters his fourth season with the Lions. Prior to his time with Detroit, he scouted colleges in the southeast. Like Dierking, a native Texan (Garland, Tex.) Owens also worked for BLESTO before coming to Detroit. Prior to six years with that scouting combine service, Owens was a high school and college coach at various stops throughout Texas for 21 years. This fall he will cover the eastern U.S. colleges. Owens and his wife Charlotte live in Athens, Tex., with their three children.

McEwen begins his third season with the Lions, and the East McKeesport, Pa., native will handle scouting along the southeast portion of the U.S. A 1980 graduate of West Liberty State (W. Va.), McEwen spent two seasons with BLESTO before joining the Lions. After a four-year career at West Liberty State, he became a defensive line coach at his alma mater (1980-81), and later coached four years at Duquesne University in Pittsburgh. He and his wife Colleen have two children.

Neri handles special assignments from his home base in Los Angeles, where he and his wife Theresa live. Neri, a Villanova grad who has coached in college and pro football (Redskins), has been with the Lions since July of 1969.

Allen Hughes is the most recent ('88) addition to the Lions' scouting staff, and he will scout colleges in the Michigan area. The Detroit native (Benedictine H.S.) played three seasons in the USFL — two for the Michigan Panthers ('83 and '84) and a third with the Portland Breakers ('85) — and he was also a 12th-round draft pick by the Steelers in '82. Hughes signed with the Lions in '86 as a free agent, but a broken ankle suffered in the final ('86) preseason game ended his career. He was a four-year starter (at defensive end) and two-time Western Michigan defensive Player of the Year. Hughes and his wife Maureen have two boys.

TEAM PHYSICIANS



Dr. Keith Burch

Two top physicians from Henry Ford Hospital serve the Detroit Lions as team doctors. **Dr. Keith Burch** as club internist and **Dr. David Collon** as orthopedic surgeon. Dr. Burch has been a full-time member of the Lions' staff since 1980, while Dr. Collon came aboard in 1985. They are contemporaries — Dr. Burch is 47 (12-10-41) and Dr. Collon is 49 (2-17-40) — both served their internships at Henry Ford and both returned to Ford Hospital in 1972, although both serve the hospital staff in different roles today than the ones they performed in '72.

Today, Dr. Burch is the Medical Director at the Henry Ford West Bloomfield Hospital, a post he was appointed to in July of 1985. He went to the West Bloomfield Center in 1979 as the division head for internal medicine. His internship at Henry Ford in Detroit came in 1967-68 following his graduation from the University of Cincinnati College of Medicine. Dr. Burch's undergraduate studies were taken at the Ohio-located University of Akron. He is a graduate of Akron St. Vincent High School, now Akron St. Vincent-St. Mary's.

continued

Burch continued

Dr. Burch served his residencies at Henry Ford Hospital in Detroit from 1968-69 and at the Ohio State University Hospital from 1971-72. He also served at the U.S. Army Hospital in Ft. Gordon, Ga., in 1969-70 and in Vietnam for one year ('70-71). His certifications include a diplomate member of the American Board of Internal Medicine and a subspecialty boards membership for infectious diseases. He also is a clinical associate professor of medicine at the University of Michigan and holds memberships in the American Federation for Clinical Research, the Michigan Heart Association, the Wayne County Medical Society, the American Medical Association, the Infectious Diseases Society of America, the American Academy of Medical Directors and the National Football League Physicians' Society.

Dr. Burch and his wife Kathryn (Kitty) live in Birmingham and have two daughters, Kathy and Michelle. An avid golfer, he played that sport while an undergrad at the University of Akron. He began working with the Lions initially as a consultant in 1976.



Dr. David Collon


Dr. Collon today is director of the orthopaedic surgery staff for the Center for Athletic Medicine at the Henry Ford Hospital in Detroit. He also serves as vice-chairman for the orthopaedic department. He came back to Ford Hospital from five and one-half years in private practice in Mt. Clemens and Bloomfield Hills (both Detroit suburbs). He had been with the orthopaedic surgery staff at Henry Ford for three years in the mid-'70s, and prior to that, served for six months with Wrightington Hospital in Wigan, England, where he specialized in the hospital's hip center. He also worked further in Europe at Lorenz Bohler Krankenhaus, a hospital in Vienna, Austria.

Dr. Collon, who completed his general surgery resident requirements at Beaumont Hospital in Detroit in 1969 and his orthopaedic surgery residency at Ford Hospital from '72 to mid-'75, was the team physician for the Michigan Panthers of the USFL in 1983-84, and serves the Detroit Tigers baseball team as an orthopedic consultant, an assignment he first undertook in '84. He served the Detroit Red Wings in the same capacity during their 1988-89 season.

He served with the U.S. Navy as a Lieutenant Commander and as General Medical Officer at Camp Pendleton, Calif., from 1970-72. Dr. Collon is a graduate of the University of Michigan (1963) and the Wayne State University School of Medicine (1968).

A Detroit native, he graduated from Cranbrook High School in 1959. His certifications include the American Board of Orthopaedic Surgery, and he holds a certificate of fellowship with the American College of Surgeons. He is also a member of the American Medical Association, the Michigan Medical Society, the Detroit Academy of Orthopaedic Surgery, the Wayne County Medical Society, the Detroit Surgical Society, the Macomb County Medical Society, and the American College of Sports Medicine.

Dr. Collon and his wife Jane live in Bloomfield Hills with their children — Katie and David. He is an avid jogger and tennis player.



Harvey Salem



James Jones



Keith Ferguson



Devon Mitchell

**65****ERIC ANDOLSEK**

Guard
Louisiana State
2nd Year
HT: 6-2 WT: 277
Born: 8-22-66
(D-5 in '88)

CAREER and 1988: Games - Played 13, Started 0.

A fifth-round selection for the Lions last season, Eric Andolsek spent a year adjusting to the pro game and waiting for his opportunity...With the depth among the Lions' starting line, Andolsek saw limited action, gaining experience on the special teams...After seeing action in the Lions' first 13 games, he was placed on the club's inactive list for the final three contests of '88...Could be a player of the future for the Lions...Returned a squib kick for three yards at San Francisco (10-2)...Impressed the Lions' scouts with his size and blocking abilities.

COLLEGE and PERSONAL: A three-year starter at LSU, Andolsek earned third-team All-American honors (*College & Pro Football Newsweekly*) and All-SEC honors as a senior ('87)...He was also an All-SEC first teamer in 1986...Former teammate of present Detroit RB Garry James and LB Toby Caston...Named to the Adidas All-America team as a senior at Thibodaux (La.) High...Full name is Eric Thomas Andolsek, and during the off-season he was married to the former Cheryl Martin of Thibodaux, La.

**6****JIM ARNOLD**

Punter
Vanderbilt
7th Year
HT: 6-3 WT: 211
Born: 1-31-61
(FA in '86)

NOTABLES: Jim Arnold's looking to become the first Detroit player since Doug English (1981-83) to make it to three consecutive AFC-NFC Pro Bowls...He also hopes to lead the NFC in punting for the second year in a row.

1988: Games - Played 16, Started 0.

After his third excellent season with the Lions, Arnold earned his second straight NFC Pro Bowl berth...The seven-year pro set a Lions' team record with 97 punts (one shy of his own personal best), averaging 42.4 yards per kick...As a result, Arnold became the first Lion to lead the NFC in punting since Tom Skladany did in '81...He averaged a 48.0 mark on four punts in the Lions' 19-9 win over Green Bay (11-20), and in that game, Arnold booted one kick 69 yards — a career best...He earned various all-league or all-conference honors last year (first-team All-NFC by *United Press International*, second-team All-Pro by the *Associated Press*, NFL All-Pro by the *Pro Football Writers Association*, All-NFL mention by *Pro Football Weekly*, and *World Almanac's* All-Pro first-team)...A locker room comedian, Arnold took his routine to

the public last year at Mark Ridley's Comedy Castle, and the episode was filmed by Detroit's WJBK-TV and shown by CBS' *NFL Today* halftime show.

CAREER: Games - Played 82, Started 0.

Following six seasons, Arnold has averaged 42.3 yards per kick (463 punts for 19,584 yards), with only three blocked punts. **1987:** Had a consensus All-NFL season after setting an NFL record with a 39.6 net punting average and finishing second to Atlanta's Rick Donnelly in gross punting average with a 43.6 mark...Established a new Pro Bowl gross punting average with a 49.6 effort...Set a career best 52.7 average on three kicks against the Rams. **1986:** Came to the Lions as a free agent, played in seven games...Averaged 42.6 yards on 36 punts. **1985:** In his final season in Kansas City, Arnold finished 20th among the NFL leaders in punting with a 41.2 average. **1984:** Career season, with 98 punts for a 44.9 average to lead the NFL in punting. **1983:** Drafted in the fifth round by the Chiefs from Vanderbilt University...posted a 39.9 average.

COLLEGE and PERSONAL: A former Vanderbilt Commodore, Arnold was a consensus first-team All-America during his final season after leading the nation in punting with a 45.8 average...Also had a net average of 42.1...Participated in five sports at Dalton (Ga.) High School...Full name is James Edward Arnold.

ARNOLD'S CAREER BESTS

*Most Punts: 11 vs. San Francisco, (11-17-85)
Longest Punt: 69 at Green Bay, (11-20-88)
Punting Avg.: 52.7 vs. L.A. Rams, (12-6-87) (3 punts)
(*) with Kansas City

ARNOLD'S PRO STATISTICS

Year	G	No.	Yards	Avg.	Inside 20	Long	Blk.
1983 K.C.	16	93	3,710	39.9	21	64	0
1984 K.C.	16	98	4,397	44.9	22	63	0
1985 K.C.	16	93	3,827	41.2	14	62	2
1986 Det.	7	36	1,533	42.6	7	60	1
1987 Det.	11	46	2,007	43.6	17	60	0
1988 Det.	16	97	4,110	42.4	22	69	0
TOTALS	82	463	19,584	42.3	103	69	3



68

STEVE BAACK

Guard/Tackle
Oregon
5th Year
HT: 6-4 WT: 265
Born: 11-16-60
(D-3c in '84)

1988: Games - Played 0, Started 0.

Steve Baack spent the entire '88 season on the injured reserve list (hip injury)...It was the first time in his career that he missed an entire season.

continued

Baack continued

CAREER: Games - Played 55, Started 1.

1987 (7/0): Baack switched to fulltime duty at offensive guard after three seasons of multi-position work (defensive lineman, special teams or short-yardage tight end). **1986 (16/0):** He ended the season with 13 total tackles (10 unassisted). **1985 (16/1):** Had a solid season with 12 stops, two quarterback sacks and one fumble recovery. **1984 (16/0):** Began his career as a defensive end, but saw primary action in his first season on the special teams.

COLLEGE and PERSONAL: Baack earned second-team All-Pac 10 honors his senior season ('83) at Oregon after leading the Ducks in sacks with six... A three-sport letterman at Grant Union High in John Day, Ore., Baack also earned all-state honors in track... His wife Jeanette is also a former Oregon athlete, a three-year letterwinner in gymnastics... Near the end of last season, they became parents of a new baby boy, Brian Austin... Born in Ames, Iowa, his full name is Steven William Baack.

BAACK'S PRO STATISTICS

Year	G/S	Tackles			Sacks No./Yds.	Interceptions No./Yds.	Fum. Rec.
		Tot.	Solo	Asst.			
1984	16/0	0	0	0	0/0	0/0	0
1985	16/1	12	9	3	2/22	0/0	1
1986	16/0	13	10	3	0/0	0/0	0
1987	7/0	0	0	0	0/0	0/0	0
TOTALS	55/1	25	19	6	2/22	0/0	1



72

TOM BALDWIN

Defensive Tackle

Tulsa

5th Year

HT: 6-4 WT: 270

Born: 5-13-61

(FA in '89)

1988: Games - Played 16, Started 2.

Acquired on April 1, 1989, Tom Baldwin became the Lions' 10th free-agent signee under the new NFL system... He was left unprotected by the New York Jets... Is expected to add depth along the defensive line following the loss of Dan Saleaumua, Tom Strauthers and Gary Hadd (also to free agency)... Baldwin ended the '88 season with 21 tackles, one quarterback sack (vs. Kansas City), ten special teams tackles and two forced fumbles... His best game of the year came against Buffalo, when he had five tackles.

CAREER: Games - Played 60, Started 28.

A ninth-round draft choice by the Jets in 1984, Baldwin played in all 16 games as a rookie, and started the final two at right tackle... He finished with 1.5 sacks and had the highest special teams grade on the team. **1985:** Played in 16 games, primarily on special teams and a backup nose tackle... He returned a fake punt for a nine-

yard TD at Green Bay for his first career TD. **1986:** Started six games at nose tackle, filling in for Joe Klecko. **1987:** Suffered a fractured foot in a preseason scrimmage and missed the entire season.

COLLEGE and PERSONAL: A two-year letterman at Tulsa after transferring from Thorton JC (Illinois) as a sophomore and Wisconsin-Madison as a freshman...Was All-Conference as a senior with 50 tackles and three sacks...He and his wife Halina have two children, Burke and Caitlin...Has worked with retarded children during the off-seasons...Prepped at Thorton South High in his hometown of Lansing, Ill.



93

JERRY BALL

Nose Tackle
Southern Methodist
3rd Year
HT: 6-1 WT: 292
Born: 12-15-64
(D-3 in '87)

1988: Games - Played 16, Started 16.

Jerry Ball nearly doubled his rookie season output enroute to earning Pro Bowl alternate status...He finished seventh on the team in tackles with 68, and tied for fifth in sacks with two...Ball had a career-high eight tackles on two occasions (vs. Tampa Bay (11-13), and vs. Minnesota (11-24))...Posted five-or-more tackles nine times.

CAREER: Games - Played 28, Started 28.

Ball is one of five Lions to have played and started in 26 straight games (current team streak). **1987:** A third-round surprise, Ball joined linebacker Dennis Gibson as the only Lions' rookie to start every regular-season game...He placed ninth among the defensive leaders with 36 total stops...Ball was selected All-Rookie by *Pro Football Weekly* and the *Pro Football Writers Association*.

COLLEGE and PERSONAL: Ball earned consensus first-team All-Southwest Conference honors and also was an All-America pick his senior year at SMU, where he finished second on the team with 95 tackles...An All-State fullback and defensive end at Beaumont (Tex.) Westbrook High, Ball rushed for 1,094 yards as a senior...In 1982, he threw for the second-longest distance in the nation in the shot put...He is a cousin of former Lions' standout RB Mel Farr...Ball and his wife Michelle have one daughter, Faren Nichol.

BALL'S CAREER BESTS

Most Tackles: 8 vs. Minnesota, (11-24-88), vs. Tampa Bay (11-13-88)
Most Sacks: 1 on three occasions (last at Tampa Bay, 12-18-88)

BALL'S PRO STATISTICS

Year	G/S	Tot.	Tackles		Sacks No./Yds.	Interceptions No./Yds.	Fum. Rec.
			Solo	Asst.			
1987	12/12	36	27	9	1/11	0/0	0
1988	16/16	68	49	19	2/13	0/0	0
TOTALS	28/28	104	76	28	3/24	0/0	0

**61****SCOTT BARROWS**

Guard-Center
West Virginia
4th Year
HT: 6-3 WT: 280
Born: 3-31-63
(FA in '86)

1988: Games - Played 16, Started 1..

A durable, two-position athlete, Scott Barrows was the backup to Steve Mott at center and Joe Milinichik at right guard...When Milinichik went down with a hip injury in Week 8 (at Kansas City), Barrows drew his first starting assignment of the year...Saw a lot of action on the special teams...Aside from the strike games of '87, Barrows has seen action in every game of his Detroit career.

CAREER: Games - Played 34, Started 15.

1987 (12/10): Barrows won the starting left guard spot during training camp, and proceeded to start in 10 games...Played every position along the offensive line. **1986 (16/4):** Saw action at left guard, center and tackle in his first season, as well as serving as the team's backup long snapper...He was originally signed by the Lions as a free agent in '85, but released in the next-to-last cut during training camp.

COLLEGE and PERSONAL: A three-year starter at West Virginia University, Barrows earned All-East honors as a junior and senior (1983 and 1984), and he was a member of the first Mountaineer team in 28 years to beat Penn State, 17-14...He was a three-sport MVP and All-Stater (football, basketball and track) at Marietta (Ohio) High School...He and his wife Kelly reside in Waterford, Mich....His full name is Scott Marvin Barrows.

**36****BENNIE BLADES**

Strong Safety
Univ. of Miami
2nd Year
HT: 6-1 WT: 221
Born: 9-3-66
(D-1 in '88)

CAREER and 1988: Games - Played 15, Started 14.

There's a bright future ahead for this talent...An exceptional athlete who has the ability to become one of the top defensive players in the NFL, Bennie Blades is a tough, aggressive hitter who has the ability to play any position in the secondary...The only secondary member to have at least one sack, interception and fumble recovery, Blades finished with 102 total tackles on the year to place fifth on the squad...His four fumble recoveries led Detroit along with Bruce McNorton...Enjoyed a fine professional debut, leading the Lions in tackles with a season-high 13 against Atlanta...Might have had a better all-around year if not for a nagging ankle injury which hampered him for two games...Made two interceptions on the season, including one which came off ex-Miami teammate Vinny Testaverde (now of Tampa Bay) — his first came off Green

Bay's Don Majkowski (11-20)...Had 10-or-more tackles on four occasions...Earned several all-star honors at the conclusion of the '88 season: second-team All-Pro (*World Almanac*), honorable mention NFL All-Pro (*Associated Press*), NFL All-Rookie (*United Press International, College Pro Football Newsweekly*)...Blades was the third overall pick of the 1988 NFL draft.

COLLEGE and PERSONAL: One of the University of Miami's finest products, Blades was a co-recipient of the 1987 Jim Thorpe Award, symbolic of the nation's premier defensive back (an award he shared with ex-Oklahoma DB Rickey Dixon, now of Cincinnati)...Named to virtually every All-America team as a senior, Blades recorded 124 tackles and five interceptions his final year ('87)...He was a second-team All-State defensive back at Piper High in Ft. Lauderdale...Has the distinction of being the only current Detroit player to be invited to participate in the Olympic Trials (1984)...Named by *Sports Illustrated's* '88 College Football preview issue as one of the top high school players ever to play in Florida...Has one son, Horatio, Jr...His brother Brian is a wide receiver with the Seattle Seahawks...Full name is Horatio Benedict Blades.

BLADES' CAREER BESTS

Most Tackles: 13 vs. Atlanta, (9-4-88)



75

LOMAS BROWN

Tackle
Florida
5th Year
HT: 6-4 WT: 275
Born: 3-30-63
(0-1 in '85)

1988: Games - Played 16, Started 16.

Came on strong over second part of '88 season, and as a result, Lomas Brown was named as an NFC Pro Bowl alternate for the second straight year...He was hampered by a slight knee problem during the early part of the schedule...Brown is usually challenged by the opposition's best defensive lineman...Co-leader among players with consecutive starts/games played with 26 (along with Jerry Ball, Dennis Gibson, Bruce McNorton and Harvey Salem)...Brown is the 1989 Lions' nominee for the Travelers/NFL "Man of the Year" program—which honors a players' off-the-field contributions to community/charity endeavors...This season, Brown, along with Big Brothers/Big Sisters of Metropolitan Detroit, will raise donations for the chapter through his "75's 75" program (to which Brown will host 75 youngsters at training camp and a regular season Lions' game).

CAREER: Games - Played 59, Started 59.

One of the league's top linemen, Brown's accomplishments have been overlooked because of the Lions' won-lost record...He has been a consistent and confident player throughout his young career...Popular among teammates and fans...For a player who did not figure into Detroit's pre-draft plans in 1985, Brown's competitive fires have solidified the left side of the Lions' offensive line...The club originally planned to select one of two linebackers with its seventh pick that year...Games Played/Started in Yearly Totals: 1987 (11/11), 1986 (16/16), 1985 (16/16).

continued

Brown continued

COLLEGE and PERSONAL: Selected along with teammates James Jones and Bennie Blades as one of the top high school players ever to play in Florida (*Sports Illustrated's* 1988 College Football Preview), Brown was a consensus All-America (two-time) and All-SEC star at the University of Florida...He and Jones were teammates for two seasons with the Gators...Earned All-City and All-State status at inside linebacker for Miami (Fla.) Springs High...Brown is the cousin of San Francisco's Guy McIntyre...Lomas Brown, Jr., and his wife Dolores have three daughters: Ashley, Antoinette and Adrienne.



87

PAT CARTER

Tight End
Florida State
2nd Year
HT: 6-4 WT: 250
Born: 8-1-66
(D-2b in '88)

CAREER and 1988: Games - Played 15, Started 14.

After a week of preseason practices with the rookies, Pat Carter missed the first three exhibition games because of lower back problems...That layoff caused him a great deal of problems over the course of last season, namely the opportunity to receive a lot of preseason work...With the naming of former Lions' tight end Charlie Sanders to the coaching staff, Carter could develop into the type of player the Lions thought he could be...He finished seventh on the team in receiving with 13 catches for 145 yards (11.2 average)...His best game as a rookie came against the Bears (10-9) when he made four receptions for 38 yards.

COLLEGE and PERSONAL: Carter averaged 11.1 yards per catch over his four-year career at Florida State...After grabbing 33 receptions for 328 yards and two TDs over his senior season, he was named to *The Sporting News'* first-team All-America team...The former Riverview (Fla.) High standout hauled in 83 passes for the Seminoles...His full name is Wendell Patrick Carter.

CARTER'S CAREER BESTS

Most Receptions: 4 vs. Chicago, (10-9-88)

Longest Reception: 31 at San Francisco, (10-2-88)

FUTURE SUPER BOWL SITES

Jan. 28, 1990 Super Bowl XXIV at Louisiana Superdome, New Orleans, La.

Jan. 27, 1991 Super Bowl XXV at Tampa Stadium, Tampa, Fla.

Jan. 26, 1992 Super Bowl XXVI at Hubert H. Humphrey Metrodome, Minneapolis, Minn.

**91****TOBY CASTON**

Linebacker
Louisiana State
3rd Year
HT: 6-1 WT: 240
Born: 7-17-65
(FA in '89)

1988: Games - Played 16, Started 0.

The Lions' eighth free-agent signee of '89, Toby Caston comes to Detroit from the Houston Oilers, where he spent most of his brief career as a reserve left inside linebacker...Caston registered nine tackles (eight special team tackles) as a backup to starter John Grimsley...Will add immediate help to the Lions' linebacking corps...He is a hard-hitting linebacker who combines speed and toughness.

CAREER: Games - Played 22, Started 0.

Caston was Houston's second pick in the sixth round of the 1987 draft...He appeared in six games as a rookie, and recorded 14 tackles before he was placed on the injured reserve list (Nov. 23) with a foot injury for the remainder of the season.

COLLEGE and PERSONAL: Caston was college teammates of present Lions' players Garry James and Eric Andolsek at LSU...Ended his career with 305 tackles, two interceptions and five quarterback sacks...A native of Monroe, La., he led LSU in tackles as a senior with 97, enroute to earning first-team All-SEC honors...He was very active in community organizations during his college days...Caston and his wife Karen reside in West Bloomfield...His full name is Sebastian Tobias Caston.

CASTON'S PRO STATISTICS

Year	G/S	Tackles		Solo	Asst.
		Tot.			
1987 (Hou.)	6/0	14		6	8
1988 (Hou.)	16/0	9		8	1
TOTALS	22/0	23		14	9

**89****JEFF CHADWICK**

Wide Receiver
Grand Valley State
7th Year
HT: 6-3 WT: 190
Born: 12-16-60
(FA in '83)

NOTABLES: Needs 18 receptions to tie Fred Scott (1978-83) for eighth-place on the Lions all-time receiving list, and 301 yards to tie Scott for fifth-place in career receiving yards.

continued

Chadwick continued**1988: Games - Played 10, Started 8.**

Once again the injury bug wreaked havoc with Jeff Chadwick's season...With high expectations going into last year, it appeared as if the seven-year pro could recapture his success of two years ago ('86), but unfortunately for Chadwick and the Lions, his nagging achilles tendon flared up once again...Detroit's deep passing game suffered as a result...After six weeks on the injured reserve list, he returned to action on October 15...In his second game of the year (at Kansas City, 10-23), Chadwick's 18-yard scoring catch from Rusty Hilger was the eventual game-winner as the Lions won a tough 7-6 victory over the Chiefs...Had a season-high five receptions for 70 yards in the season-finale at Tampa Bay...Ended the year as the team's sixth-leading receiver with 20 catches for 304 yards, while his 15.2-yard average paced the Lions.

CAREER: Games - Played 72, Started 43.

Enters the season with 205 catches for 3,350 yards and 17 TDs...Chadwick has averaged 16.3 yards per catch over his career. **1987:** Despite playing in only eight games, he was third in receiving with 30 catches for 416 yards...Turned in two seven-reception games (vs. Chiefs and Redskins) that season. **1986:** Staying healthy proved beneficial for Chadwick as he turned in career numbers in receptions (53), yards gained (995) and touchdowns (5)...He also had the longest catch of his pro career that season when he grabbed a 73-yarder at Tampa Bay. **1985:** Averaged a personal-high 19.1 yards a catch on 25 catches. **1984:** In addition to his 37 receptions, Chadwick had the only rushing attempt of his career — a 12-yard gain at San Diego. **1983:** Named to two All-Rookie teams after grabbing 40 passes for 617 yards and four scores...He was the only non-drafted rookie to make the Lions' roster that season.

COLLEGE and PERSONAL: Rewrote the Grand Valley State record book as a senior ('82), breaking many of the records held by former Lions' tight end Rob Rubick...Set standards for receptions (42), yards (894) and TDs (13), in addition to career marks in yards (1,512) and TDs (19)...Chadwick is active in several community-related efforts, including the Special Olympics...He and his wife Karen have one son, Jeffrey James...His full name is Jeffery Allan Chadwick.

CHADWICK'S CAREER BESTS

Most Receptions: 7, three times (last at Washington, 11-15-87)

Most Yards: 139 at Philadelphia, (11-16-86)

Most Receiving TDs: 2 vs. Atlanta, (9-8-85)

Longest Reception: 73 at Tampa Bay, (11-23-86)

CHADWICK'S PRO STATISTICS

Year	G/S	Rec.	Receiving				Att.	Rushing			
			Yds.	Avg.	Long	TD		Yds.	Avg.	Long	TD
1983	16/ 4	40	617	15.4	45	4	0	0	0.0	0	0
1984	16/ 3	37	540	14.6	46	2	1	12	12.0	12	1
1985	7/ 5	25	478	19.1	56	3	0	0	0.0	0	0
1986	15/15	53	995	18.8	73	5	0	0	0.0	0	0
1987	8/ 8	30	416	13.9	36	0	0	0	0.0	0	0
1988	10/ 8	20	304	15.2	32	3	0	0	0.0	0	0
TOTALS	72/43	205	3,350	16.3	73	17	1	12	12.0	12	1



45

RAPHEL CHERRY

Safety
Univ. of Hawaii
4th Year
HT: 6-0 WT: 190
Born: 12-19-61
(FA in '87)

1988: Games - Played 16, Started 3.

A dependable defensive back whose numbers decreased from the previous year because of playing time...Raphael Cherry, who finished the year with 25 total tackles and two interceptions, was the starter at free safety for the first three games of the season...He recorded a season-high eight tackles against New Orleans...With his second interception of the year coming off New York Jets' QB Ken O'Brien, Cherry became the first player to make an interception against the Jets' signal-caller in 211 attempts.

CAREER: Games - Played 42, Started 18.

Cherry has made 143 tackles and five interceptions over the past three seasons. **1987:** He joined the Lions as a free agent on Oct. 19 and became a starter one week later...Considered Detroit's best defensive back at the conclusion of the season, Cherry had 49 tackles and one interception. **1986:** Released by the Redskins during training camp and later signed with San Francisco after the '86 season...He was released by the 49ers in August '87. **1985:** A fifth-round selection of the Redskins, Cherry was also picked in the first round by the USFL's Houston Gamblers...Had his best game as a pro at Philadelphia, when he registered 12 tackles.

COLLEGE and PERSONAL: A former quarterback at the University of Hawaii, where he was tutored by current Lions' assistant June Jones, Cherry earned second-team All-Western Athletic Conference honors as a senior ('84)...He threw for 2,055 yards on 143-of-295 passes and six touchdowns, and concluded his career by owning 29 passing and total offense records for the Rainbows...Once completed 22-of-29 attempts for 332 yards and two TDs against Wyoming...Cherry attended Los Angeles' Washington High, where his TD tosses were known as "Cherry Bombs"...He is a cousin to Kansas City's Deron Cherry...His full name is Raphael Jerome Cherry.

CHERRY'S CAREER BESTS

*Most Tackles: 12 at Philadelphia, (9-29-85)
(*) with Washington

CHERRY'S PRO STATISTICS

Year	G/S	Tot.	Tackles		Sacks	Interceptions	Fum.
			Solo	Asst.	No./Yds.	No./Yds.	Rec.
1985 Wash.	16/ 5	69	36	33	0/0	2/29	0
1987 Det.	10/10	49	33	16	0/0	1/ 2	0
1988 Det.	16/ 3	25	19	6	0/0	2/ 0	0
TOTALS	42/18	143	88	55	0/0	5/31	0

Additional Statistics—[at Wash.]: punt returns, 4 for 22 (long 9); receiving 1 for 11;
kickoff returns, 1 for 9; 87 hits on special teams (5th on team).



2

ROBERT CLARK

Wide Receiver
No. Carolina Central
2nd Year
HT: 5-11 WT: 175
Born: 8-8-65
(FA in '89)

1988: Games - Played 16, Started 0.

On the opposite side of the field last season against the Lions as a member of the New Orleans Saints, Robert Clark will get an opportunity to play against his old team when the Lions host the Saints on Dec. 3 of this season... The second player acquired by the Lions under the NFL system of free agency, Clark was New Orleans' fifth-leading receiver last year with 19 receptions for 245 yards and two TDs... He averaged 12.9 yards-per-catch.

CAREER: Games - Played 18, Started 0.

A tenth-round draft pick by the Saints in 1987, Clark saw action in the first two games that season, but went on injured reserve after the seventh game after suffering a leg injury... He caught three passes in those two contests for 38 yards.

COLLEGE and PERSONAL: Started every game during his four-year career at North Carolina Central, setting a NCAA Division II record with a catch in 40 consecutive games... Clark concluded his career as the holder of 34 school marks, and most NCAA-II records... He is the 17th all-time receiver in NCAA history (all divisions)... Prepped at Marshall-Walker High in Richmond, Va... His full name is Robert Clark.

CLARK'S PRO STATISTICS

Year	G/S	No.	Yds.	Avg.	Long	TD
1987 (N.O.) ...	2/0	3	38	12.6	14	0
1988 (N.O.) ...	16/0	19	245	12.8	21t	2
TOTALS	18/0	22	283	12.8	21t	2



55

MICHAEL COFER

Outside Linebacker
Tennessee
7th Year
HT: 6-5 WT: 245
Born: 4-7-60
(D-3 in '83)

1988: Games - Played 16, Started 16.

Michael Cofer's steady progression over the last few years paid off handsomely for the seven-year veteran... In addition to receiving his first NFC Pro Bowl invitation, Cofer was named a starter at outside LB along with the Giants' Lawrence Taylor... Had

an exceptional season, dominating the opposition in virtually every game with his quickness... Always good against the pass, many felt Cofer became a more complete linebacker in '88 by his improving defense against the run... Named the Lions' defensive MVP by his teammates, Cofer garnered 12 quarterback sacks (88 yards in losses) to lead the squad and establish a new mark for Detroit linebackers... His 75 total tackles were the second-most of his career... Had a fine game on the road against the Giants, with a season-high eight tackles... Led the defensive unit and the squad in minutes played with 478.7... Earned second-team NFL All-Pro honors from the *Associated Press* and second-team All-NFC mention from *United Press International*.

CAREER: Games - Played 82, Started 72.

He has accumulated 370 total tackles and 40½ sacks over his six years... In addition, Cofer has averaged over 63 tackles and nine sacks over the last three years. **1987:** Capped off the season by earning Pro Bowl alternate status... Finished with 43 tackles and a team-leading 8½ sacks. **1986:** Fourth on the club with 73 stops, with a career-high 10 coming against Tampa Bay... Also recovered three fumbles. **1985:** Cofer was having a fine year (32 tackles) after making the switch from defensive end to linebacker until he suffered a fractured hip in practice which caused him to miss most of the season. **1984:** His 107 total and 75 solo tackles led all Lions' defensive linemen. **1983:** Started at both defensive end positions in his first two years, and in his first pro start (in a Monday Night contest) he had one sack against the Giants.

COLLEGE and PERSONAL: The ex-Tennessee star achieved first-team All-SEC and honorable mention All-America honors as a senior ('82)... A four-year letterman with the Vols, Cofer has a degree in elementary education... As well as appearing in two stage plays in college, Cofer also hosted mock performances of "Saturday Night Live" at Tennessee... Along with Jim Arnold (who also played in the '88 Pro Bowl), Cofer will occasionally do imitations of others... He was an All-America football and All-State basketball player at Rule High in Knoxville... He and his wife Reba Vanetta recently celebrated their one-year wedding anniversary... His full name is Michael Lynn Cofer.

COFER'S CAREER BESTS

Most Tackles: 10 vs. Tampa Bay, (11-23-86)

Most Sacks: 3.5 at Chicago, (11-22-87)

COFER'S PRO STATISTICS

Year	G/S	Tackles			Sacks No./Yds.	Interceptions No./Yds.	Fum. Rec.
		Tot.	Solo	Asst.			
1983	16/ 7	40	21	19	4½/ 29	0/0	0
1984	16/16	107	75	32	7 / 49	0/0	1
1985	7/ 7	32	24	8	1 / 10	0/0	0
1986	16/15	73	58	15	7½/ 69	0/0	3
1987	11/11	43	37	6	8½/ 78	0/0	1
1988	16/16	75	65	10	12 / 88	0/0	2
TOTALS	82/72	370	280	90	40½/323	0/0	7

**67****KEN DALLAFIOR**

Guard
Minnesota
5th Year
HT: 6-4 WT: 278
Born: 8-26-59
(FA in '89)

1988: Games - Played 13, Started 13.

Another of Detroit's 1989 free-agent acquisitions, Ken Dallafior spent last season with the San Diego Chargers...He was re-signed by the Chargers as a free agent prior to Week 3 and started the following week for John Clay...Eleven of his starts were at left tackle...He has the ability to play all positions along the offensive line, and is considered to be a steady, raw-tough performer.

CAREER: Games - Played 28, Started 14.

An original fifth-round draft choice of Pittsburgh in the '82 draft, Dallafior spent his rookie season on injured reserve with a neck injury...He was released by the club during the '83 camp, and joined the USFL's Michigan Panthers the following season (1984)...Saw action in 19 games, including playoffs for the Panthers...Dallafior signed with San Diego in 1985, and was released during training camp, and later resigned...He played in the final three games as a backup guard and center...He played in 12 games in 1986 and nine games in 1987...Games Played/Started in Yearly Totals: **1987** (9/0), **1986** (12/1), **1985** (3/0).

COLLEGE and PERSONAL: Earned first-team All-Big Ten honors as a senior guard at Minnesota, as well as second-team UPI All-America honors...The marketing major was a three-sport star for Madison High (Madison Heights, Mich.), and garnered All-State recognition in football and wrestling...He and his wife Diana have two children (Jessica and Kyle)...Kenneth Ray Dallafior is a resident of Sterling Heights, Mich.

**41****BOBBY JOE EDMONDS**

Running Back-Returner
Arkansas
4th Year
HT: 5-11 WT: 186
Born: 9-26-64
(FA in '89)

1988: Games - Played 16, Started 0.

With the free-agent signing of Bobby Joe Edmonds from Seattle (unprotected list), the Lions gained an immediate boost in the kick return area...Edmonds paced the Seahawks in both punt and kickoff returns, with 35 punt returns for a 9.7 average and 40 kickoff returns for a 22.5 average...He tied for fifth among the AFC leaders in punt returns and finished seventh in kickoffs.

CAREER: Games - Played 42, Started 0.

Edmonds ended his Seattle career as the team's leader in eight return categories: punt returns (89), punt return yards (1,010), fair catches (26), kickoff returns (101), kickoff

return yards (2,228), kickoff return average (22.06), combined kick returns (190), and combined kick return yards (3,238). **1987:** Led AFC in punt return average for the second straight season with 12.6 average on 20 returns (Seattle record). **1986:** Paced the NFL in punt return average with a 12.3 mark on 34 returns...He also set a team record with 103 punt return yards on four returns vs. Philadelphia, which included a 75-yard return for a TD (tying a team record)...Earned numerous honors as a rookie, most notably selection to the AFC Pro Bowl squad, first-team All-NFL and All-AFC honors and *USA Today's* AFC Special Teams Player-of-the-Year.

COLLEGE and PERSONAL: The second-leading punt returner in Arkansas history (10.3 yards on 93 returns for 959 yards), Edmonds rushed for 755 yards on 183 carries (4.1 avg.) and three TDs at running back for the Razorbacks...He also had 60 career receptions for 726 yards and two TDs, and also played two seasons of baseball at Arkansas...Edmonds prepped at Lutheran North High in St. Louis, Mo., where he lettered in three sports (football, baseball and basketball)...He was selected by baseball's St. Louis Cardinals in the 12th round out of high school and spent this past off-season as a member of the Philadelphia Phillies minor-league organization...Released a single record (in 1987), called "Oh, Oh, Oh, Let's Take It Slow."

EDMONDS' PRO STATISTICS

Year	G/S	No.	Punt Returns				No.	Kickoff Returns			
			Yds.	Avg.	Long	TD		Yds.	Avg.	Long	TD
1986 (Seatt.)	15/0	34	419	12.3	75	1	34	764	22.5	46	0
1987 (Seatt.)	11/0	20	251	12.6	40	0	27	564	20.9	43	0
1988 (Seatt.)	16/0	35	340	9.7	41	0	40	900	22.5	65	0
TOTALS	42/0	89	1,010	11.3	75	1	101	2,228	22.1	65	0



77

KEITH FERGUSON

Defensive End
Ohio State
9th Year
HT: 6-5 WT: 285
Born: 4-3-59
(Waivers in '85)

1988: Games - Played 14, Started 14.

A steady veteran who was bothered by a bad foot for much of last season, Keith Ferguson was one of Detroit's top pass rushers...His 8½ quarterback sacks (for 75 yards in losses) was second to team leader Michael Cofer...Ferguson also collected 37 tackles and forced one fumble...With a season-high eight tackles against the Giants (10-16), he began a streak of four games with one-or-more sacks, with back-to-back two-sack games on the road against the Giants and Chiefs (10-23).

CAREER: Games - Played 114, Started 90.

Ferguson has accumulated 331 tackles and 47½ sacks over his pro career...He has more career sacks than any other Lion defender. **1987:** Registered in 30 tackles while playing both end positions...Second in sacks with six. **1986:** Selected by his teammates

continued

Ferguson continued

as the team's Defensive MVP after leading the sack parade with 9½...Also had 50 tackles and grabbed his first career interception (against Houston)...He would have scored his first-ever TD if he hadn't fumbled the seven-yard return out of the end zone...Posted a personal-high four sacks at Philadelphia. **1985:** Came to the Lions following his release from San Diego (11-21) and started the final four games...Recorded a career-high 10 stops at New England as a Lion. **1981-84 (all with Chargers):** A fifth-round selection in '81, Ferguson played three positions during his days on the West Coast (linebacker, tackle and end)...Once weighed 231 pounds with the Chargers...His best season ever came in '83 when he made 55 total tackles.

COLLEGE and PERSONAL: One of three former Ohio State alums playing for Detroit, Ferguson initially played offensive tackle under Woody Hayes, then switch to defensive end for his final two seasons under Earle Bruce...As a senior ('80), he was an honorable mention All-America and team co-captain...Was a high school standout in football and basketball at Miami's Edison High...The All-State tackle was named to Adidas' All-America team his final year...He and his wife Mary Ann reside in La Mesa, Calif., with their son K.C...His full name is Keith Tyrone Ferguson.

FERGUSON'S CAREER BESTS

*Most Tackles: 10 at New England, (12-8-85)

*Most Sacks: 4 at Philadelphia, (11-16-86)
(* with Detroit)

FERGUSON'S PRO STATISTICS

Year	G/S	Tot.	Tackles Solo	Asst.	Sacks No./Yds.	Interceptions No./Yds.	Fum. Rec.
1981 S.D.	16/ 1	39	17	22	3½/ 37	0/0	0
1982 S.D.	9/ 8	38	20	18	4½/ 35	0/0	1
1983 S.D.	16/16	55	43	12	5 / 44	0/0	2
1984 S.D.	16/16	50	40	10	8 / 41	0/0	1
1985 S.D./Det.	15/11	32	18	14	3 / 28	0/0	1
1986 Det.	16/15	50	42	8	9½/ 73	1/7	1
1987 Det.	12/ 9	30	20	10	6 / 64	0/0	1
1988 Det.	14/14	37	28	9	8½/ 75	0/0	0
TOTALS	114/90	331	228	103	47½/397	1/7	7

THE LIONS WERE IN 1988...

2-6 At Home	4-0 When Led At End Of 3rd Quarter
2-7 In Domed Stadiums	0-9 When Behind At End Of 3rd Quarter
1-3 In Three-Point Games	2-7 When Lost Coin Toss
2-6 When Scored First	3-8 On Artificial Turf
4-4 When Led At Half	1-4 On Grass
0-5 When Trailing At Half	2-1 When Scoring 20 Or More Points
2-5 When Won Coin Toss	2-3 When Led At End Of 1st Quarter
0-3 When Tied After 3rd Quarter	1-3 When Behind At End Of 1st Quarter
2-6 On The Road	0-2 When Tied At Half
2-5 Outdoors	1-5 When Tied At End Of 1st Quarter
0-8 When Yielding 20 Points Or More	



14

BOB GAGLIANO

Quarterback
Utah State
5th Year
HT: 6-3 WT: 205
Born: 9-5-58
(FA in '89)

CAREER: Games - Played 6, Started 1.

With a familiarity of the "Run-'N-Shoot" offensive system, termed "Silver Stretch" by Detroit Head Coach Wayne Fontes, Bob Gagliano was signed by the Lions on March 15, 1989...Gagliano has spent five seasons in the NFL (Kansas City, 1981-83, and San Francisco, 1986-87) and two in the USFL (Denver, 1984-85)...He has thrown for 236 yards on 17-of-30 passing with one interception and one TD as an NFL quarterback, while with the Gold of the USFL, Gagliano has completed 225-of-389 attempts for 2,931 yards and 15 TDs...In his first-ever NFL starting assignment (at N.Y. Giants, 10-5-87) with the 49ers, he completed 12-of-21 passes for 150 yards...Gagliano was originally drafted by the Chiefs in the 12th round of the 1981 draft.

COLLEGE and PERSONAL: He earned All-America honors at Glendale (Calif.) Junior College in 1977, prior to transferring to U.S. International in '79...Threw for more than 2,200 yards at USIU before moving on to Utah State in '79, after USIU dropped its football program...Gagliano set Aggies single-season passing record with 2,365 yards in 1980, and added 20 TD passes that season...Prepped at Glendale (Calif.) Hoover High...His full name is Robert Frank Gagliano.

GAGLIANO'S CAREER NFL BESTS

Most Completions: 12 at N.Y. Giants, (10-5-87)
Most Attempts: 21 at N.Y. Giants, (10-5-87)
Most Passing Yards: 150 at N.Y. Giants, (10-5-87)
Most Passing TDs: 1 at Atlanta, (10-11-87)
Longest Pass Completion: 50 at Atlanta, (10-11-87)

GAGLIANO'S PRO STATISTICS

Year	G/S	Att.	Passing		Pct.	Int.	Long	TD
			Comp.	Yds.				
1981 (K.C.)	0/0	0	0	0	0	0	0	0
1982 (K.C.)	1/0	1	1	7	1.000	0	0	0
1983 (K.C.)	1/0	0	0	0	0	0	0	0
1986 (S.F.)	1/0	0	0	0	0	0	0	0
1987 (S.F.)	3/1	29	16	229	55.2	1	50	1
NFL TOTALS	6/1	30	17	236	56.7	1	50	1
USFL TOTALS	26/13	389	225	2,931	57.8	17	69	15
PRO TOTALS	32/14	419	242	3,167	57.7	18	69	16

**70****CHRIS GAMBOL**

Tackle
Iowa
2nd Year
HT: 6-6 WT: 303
Born: 9-14-64
(FA in '89)

CAREER and 1988: Games - Played 12, Started 0.

Originally a third-round draft pick of Indianapolis in the '87 draft, Chris Gambol spent the 1988 season as a member of the San Diego Chargers...The sixth unprotected free agent to sign with the Lions. Gambol played in 11 games for the Chargers in '88 as a backup at both tackle positions...He was obtained Sept. 23 on waivers from Indianapolis after playing in one game with the Colts...Gambol joins his former position coach from San Diego, Jerry Wampfler, in Detroit...Gambol spent the entire 1987 season on the Colts injured reserve list.

COLLEGE and PERSONAL: A local product from Oxford (Mich.) High School, Gambol played collegiately at the University of Iowa, where he ended his senior season as the Hawkeye's second-rated lineman from the tackle position...He also competed in the shot put for the Iowa track team...His full name is Christopher Hughes Gambol.

**98****DENNIS GIBSON**

Inside Linebacker
Iowa State
3rd Year
HT: 6-2 WT: 240
Born: 2-8-64
(D-8 in '87)

1988: Games - Played 16, Started 16.

A player who embodies the total team concept, Dennis Gibson's lack of recognition hasn't diminished his competitive attitude...*"I don't make a lot of noise about what I do. I'm not big on getting my name in the paper and that stuff. I just do my job. It's always been that way."*...With the achievements of fellow linebackers Michael Cofer and Chris Spielman, and the development of George Jamison, Gibson was sort of on the outside looking in...But the intense, yet low-key Iowan had another outstanding season for Detroit...Surpassed his '87 tackle numbers as a rookie with 116 stops (second on the team to Spielman), after moving to weakside inside backer...The team leader in tackles in four games, Gibson equalled his career-high with 12 against the Giants (11 solos, 10-30)...He is also one of five Lions currently on a streak of 26 consecutive starts (along with Jerry Ball, Lomas Brown, Bruce McNorton and Harvey Salem).

CAREER: Games - Played 28, Started 28.

No other Lions' defender has had as many tackles than Gibson over the past two years, 198 (157 unassisted). **1987:** An eighth-round choice, the former Iowa State star became the first Lions' rookie to lead the team in tackles — and the first LB since '83 — with 82...And as a result, he was named to *Football Digest* Rookie All-Star team.

COLLEGE and PERSONAL: Gibson manned the outside linebacker position during his four years with the Cyclones...He earned Defensive MVP honors in his final two years ('85-'86), as well as second-team All-Big Eight mention...Honed his skills as a second-team All-State linebacker at Ankeny (Iowa) High...Dennis Michael Gibson majored in engineering at ISU.

GIBSON'S CAREER BESTS

Most Tackles: 12 vs. Rams (12-6-87)
and Giants (10-30-88)
Most Sacks: 1 at Minnesota, (9-13-87)

GIBSON'S PRO STATISTICS

Year	G/S	Tot.	Tackles		Sacks No./Yds.	Interceptions No./Yds.	Fum. Rec.
			Solo	Assl.			
1987	12/12	82	68	14	1 / 8	1/5	0
1988	16/16	116	89	27	1/2 / 3	0/0	1
TOTALS	28/28	198	157	41	1 1/2 / 11	1/5	1



53

KEVIN GLOVER

Guard-Center
Maryland
5th Year
HT: 6-2 WT: 275
Born: 6-17-63
(D-2 in '85)

1988: Games - Played 16, Started 16.

A very versatile athlete, who not only started for the Lions at left guard, but could also play center...Had the second-most minutes of the offensive linemen, behind Steve Mott, with 379.6...Also turned in a contribution on the special teams...Credited with one tackle following a Lions' fumble against Kansas City...Underwent off-season knee surgery.

CAREER: Games - Played 42, Started 26.

Kevin Glover enjoyed his finest season in '87...Improved by leaps and bounds...The former second-round '85 pick saw limited action his rookie season...Suffered a season-ending knee injury in Week 11 of that year, and also knocked out of action for 11 weeks in 1986 after another knee injury...Games Played/Started in Yearly Totals: **1987** (12/9), **1986** (4/1), **1985** (10/0).

COLLEGE and PERSONAL: One of the stabilizers behind Maryland's powerful offensive line, Glover started as an offensive tackle in his sophomore season and at center in his final two years...The *Sporting News* named him a first-team All-America as a senior...Roomed with current Lions' tackle Lomas Brown when both played in the Senior Bowl...An All-State honoree at Largo (Md.) High, Glover was a three-sport letterman there...A recreation major, his full name is Kevin Bernard Glover.

GREEN'S CAREER BESTS

Most Tackles: 14 at New England, (12-8-85)

Most Sacks: 3 at Tampa Bay, (11-24-85)

GREEN'S PRO STATISTICS

Year	G/S	Tot.	Tackles Solo	Asst.	Sacks No./Yds.	Interceptions No./Yds.	Fum. Rec.
1981	14/ 5	42	26	16	3 / 30	0/0	1
1982	7/ 1	17	15	2	1 / 7	0/0	0
1983	16/16	71	51	20	5½/ 45	0/0	0
1984	16/15	71	52	19	8 / 68	0/0	1
1985	15/ 8	45	35	10	7 / 51	0/0	1
1986	16/ 1	20	15	5	3½/ 24	0/0	0
1987	12/ 0	14	11	3	2½/ 27	0/0	0
1988	12/ 0	6	4	2	2 / 18	0/0	1
TOTALS	108/46	286	209	77	32½/270	0/0	4



34

JAMES GRIFFIN

Safety
Middle Tennessee State
7th Year
HT: 6-2 WT: 203
Born: 9-7-61
(FA in '86)

1988: Games - Played 16, Started 6.

A dependable backup secondary member for Detroit, James Griffin has the ability to play both safety positions. . . This aggressive hitter was tenth on the team in tackles with 41, and he also had one quarterback sack (on Tampa Bay's Vinny Testaverde, 11-13). . . He tied for third among Lions' interception leaders with two (31 return yards), and his first pickoff led to Detroit's game-winning TD in a 7-6 win over Kansas City. . . Also had a season-high six tackles against the Giants (10-16).

CAREER: Games - Played 92, Started 28.

After six seasons, Griffin has 193 tackles, four sacks and 19 touchdowns. **1987:** Had his best season as a pro, finishing the year with six interceptions (second in the NFL) and a career-high 56 tackles. . . Started the season at safety and moved to free safety after injury to Devon Mitchell. **1986:** He was obtained as a free agent after failing to make the 45-man Cincinnati roster and played in all 16 games for the Lions (15 tackles and two interceptions). **1985:** Earned AFC Defensive Player of the Week honors following a 35-30 Bengals' win over the Giants when he intercepted two passes (scoring on one) and recovered an onside kick. . . Had a career-high seven thefts that season, and also finished with 55 tackles. **1984:** Returned one interception 57 yards for a touchdown (vs. Buffalo). **1983:** A seventh-round pick of the Bengals, Griffin's rookie highlight came on a 49-yard interception return for TD against Pittsburgh in a nationally-televvised Monday Night game.

COLLEGE and PERSONAL: Gibson manned the outside linebacker position during his four years with the Cyclones...He earned Defensive MVP honors in his final two years ('85-'86), as well as second-team All-Big Eight mention...Honed his skills as a second-team All-State linebacker at Ankeny (Iowa) High...Dennis Michael Gibson majored in engineering at ISU.

GIBSON'S CAREER BESTS

Most Tackles: 12 vs. Rams (12-6-87)
and Giants (10-30-88)
Most Sacks: 1 at Minnesota, (9-13-87)

GIBSON'S PRO STATISTICS

Year	G/S	Tot.	Tackles		Sacks No./Yds.	Interceptions No./Yds.	Fum. Rec.
			Solo	Assl.			
1987	12/12	82	68	14	1 / 8	1/5	0
1988	16/16	116	89	27	1/2 / 3	0/0	1
TOTALS	28/28	198	157	41	1 1/2 / 11	1/5	1



53

KEVIN GLOVER

Guard-Center
Maryland
5th Year
HT: 6-2 WT: 275
Born: 6-17-63
(D-2 in '85)

1988: Games - Played 16, Started 16.

A very versatile athlete, who not only started for the Lions at left guard, but could also play center...Had the second-most minutes of the offensive linemen, behind Steve Mott, with 379.6...Also turned in a contribution on the special teams...Credited with one tackle following a Lions' fumble against Kansas City...Underwent off-season knee surgery.

CAREER: Games - Played 42, Started 26.

Kevin Glover enjoyed his finest season in '87...Improved by leaps and bounds...The former second-round '85 pick saw limited action his rookie season...Suffered a season-ending knee injury in Week 11 of that year, and also knocked out of action for 11 weeks in 1986 after another knee injury...Games Played/Started in Yearly Totals: **1987** (12/9), **1986** (4/1), **1985** (10/0).

COLLEGE and PERSONAL: One of the stabilizers behind Maryland's powerful offensive line, Glover started as an offensive tackle in his sophomore season and at center in his final two years...The *Sporting News* named him a first-team All-America as a senior...Roomed with current Lions' tackle Lomas Brown when both played in the Senior Bowl...An All-State honoree at Largo (Md.) High, Glover was a three-sport letterman there...A recreation major, his full name is Kevin Bernard Glover.

**23****MEL GRAY**

Running Back—
Returner
Purdue
4th Year
HT: 5-9 WT: 166
Born: 3-16-61
(FA in '89)

1988: Games - Played 16, Started 0.

One of the most sought-after players in this season's unprotected free agent parade, Mel Gray spent the '88 season as a member of the New Orleans Saints...In addition to finishing seventh in the NFC in kickoff return average (20.9), Gray concluded the year as the NFL's second-leading punt returner with a 12.2 average, leading his former club to the league lead in team average (11.8)...He also broke the oldest standing team record (since 1968) when he returned a punt 66 yards for a score against Denver on Nov. 20 in a 42-0 romp of the Broncos...Gray is expected to be used more as a receiver in the "Silver Stretch" offense.

CAREER: Games - Played 44, Started 1.

Considered one of the league's top return specialists over his career, Gray averaged 23.3 yards (94-for-2,192, third in team history) on kickoffs and 13.4 yards (49-for-657, team's all-time leader) on punts with the Saints. **1987:** Led the NFL in punt returns in his first season of performing that task, and he earned All-Star honors from *The Sporting News*...His longest return was an 80-yarder against Tampa Bay...He also averaged 21.2 yards on kickoffs, as well as rushing for 37 yards on eight carries and gaining 30 yards on six receptions. **1986:** Gray dazzled Superdome crowds with his electrifying kickoff returns (32-for-886 yards, 27.7 average) enroute to placing second in the league and gaining All-Star mention from *The Sporting News*...He scored his first NFL touchdown on a 101-yard kickoff return against San Francisco, setting a new team record in his third game as a pro...He also saw limited action in the backfield, rushing for 29 yards on six attempts and catching two passes for 45 yards...Gray began his pro career as a member of the USFL's Los Angeles Express (1984-85), and he played in 31 games and gained 2,075 all-purpose yards (1,151 rushing (4.5 avg.), 535 kickoff return yards (17.3), and 389 yards receiving (8.3).

COLLEGE and PERSONAL: Gray led Purdue in rushing his last two seasons...He had 1,765 yards and 15 TDs during his two-year career, after transferring from Coffeyville (Kan.) Junior College...Earned second-team All-Big Ten honors as a junior...Gray prepped at Lafayette High in Williamsburg, Va., and he and his wife Yvette have one daughter, Melanie...His full name is Mel Gray.

GRAY'S PERSONAL BESTS

Longest Punt Return: 80 vs. Tampa Bay, (12-6-87)

Longest Kickoff Return: 101 (TD) at San Francisco, (9-21-86)

The Detroit Lions' team colors, Honolulu Blue and Silver, were selected more than 50 years ago by then-Lions' owner George A. Richards.

GRAY'S PRO STATISTICS

Year	G/S	No.	Rushing				No.	Yds.	Avg.	Long	TD
			Yds.	Avg.	Long	TD					
1986 (N.O.)	16/0	6	29	4.8	11	0	2	45	22.5	39	0
1987 (N.O.)	12/1	8	37	4.6	12	1	6	30	5.0	38	0
1988 (N.O.)	16/0	0	0	0.0	0	0	0	0	0.0	0	0
TOTALS	44/1	14	66	4.7	12	1	8	85	10.6	39	0

Year	No.	Punt Returns				No.	Yds.	Avg.	Long	TD
		Yds.	Avg.	Long	TD					
1986						32	886	27.7	101	1
1987	24	352	14.6	80	0	39	636	21.2	32	0
1988	25	305	12.2	66	1	32	670	20.9	39	0
TOTALS	49	657	13.4	18	1	94	2,192	23.3	101	1



62

CURTIS GREEN

Defensive End—
Nose Tackle
Alabama State
9th Year
HT: 6-3 WT: 270
Born: 6-3-57
(D-2 in '81)

1988: Games - Played 11, Started 0.

Curtis Green's production dropped last season, as the veteran of nine years recorded only six total tackles and two quarterback sacks...He missed the final five games of the season after suffering a calf injury prior to the Lions' Nov. 20 contest at Green Bay.

CAREER: Games - Played 108, Started 46.

Green enters the '89 season with 286 career tackles, 32½ sacks and four fumble recoveries. **1987:** Club's fourth-best pass rusher with 2½ sacks, Green also had 14 tackles. **1986:** Minor injuries slowed him, limiting him to 20 tackles and 3½ sacks. **1985:** Relegated to a reserve role early in the season, Green regained his starting position and finished second on the team in sacks with seven (in addition to 45 tackles). **1984:** He racked up career numbers with eight sacks and 71 tackles...It was his second straight 71-tackle season (also in '83). **1983:** Started in all 16 games and posted 5½ sacks. **1982:** Green only saw action in seven games because of an ankle injury (17 tackles). **1981:** A second-round draft choice, he was named to the *Pro Football Writers'* All-Rookie team after ending the year with 42 tackles and three sacks.

COLLEGE and PERSONAL: Accumulated 252 tackles and 20 during his college days at Alabama State, Green was the 1980 MVP in the Sheridan Black All-Star Game...The three-year starter was also named team MVP his final season...He was a two-sport (football and basketball) talent at Shanks High School in Quincy, Fla....Curtis Green and his wife Patricia have two children, Carlos Donald and Chantel Dionne, and they live in Montgomery, Ala., during the offseason.

continued

GREEN'S CAREER BESTS

Most Tackles: 14 at New England, (12-8-85)

Most Sacks: 3 at Tampa Bay, (11-24-85)

GREEN'S PRO STATISTICS

Year	G/S	Tackles			Sacks		Interceptions No./Yds.	Fum. Rec.
		Tot.	Solo	Asst.	No.	Yds.		
1981	14/ 5	42	26	16	3	30	0/0	1
1982	7/ 1	17	15	2	1	7	0/0	0
1983	16/16	71	51	20	5½	45	0/0	0
1984	16/15	71	52	19	8	68	0/0	1
1985	15/ 8	45	35	10	7	51	0/0	1
1986	16/ 1	20	15	5	3½	24	0/0	0
1987	12/ 0	14	11	3	2½	27	0/0	0
1988	12/ 0	6	4	2	2	18	0/0	1
TOTALS	108/46	286	209	77	32½	270	0/0	4

**34****JAMES GRIFFIN**

Safety
Middle Tennessee State
7th Year
HT: 6-2 WT: 203
Born: 9-7-61
(FA in '86)

1988: Games - Played 16, Started 6.

A dependable backup secondary member for Detroit, James Griffin has the ability to play both safety positions. . . This aggressive hitter was tenth on the team in tackles with 41, and he also had one quarterback sack (on Tampa Bay's Vinny Testaverde, 11-13) . . . He tied for third among Lions' interception leaders with two (31 return yards), and his first pickoff led to Detroit's game-winning TD in a 7-6 win over Kansas City . . . Also had a season-high six tackles against the Giants (10-16).

CAREER: Games - Played 92, Started 28.

After six seasons, Griffin has 193 tackles, four sacks and 19 touchdowns. **1987:** Had his best season as a pro, finishing the year with six interceptions (second in the NFL) and a career-high 56 tackles. . . Started the season at safety and moved to free safety after injury to Devon Mitchell. **1986:** He was obtained as a free agent after failing to make the 45-man Cincinnati roster and played in all 16 games for the Lions (15 tackles and two interceptions). **1985:** Earned AFC Defensive Player of the Week honors following a 35-30 Bengals' win over the Giants when he intercepted two passes (scoring on one) and recovered an onside kick. . . Had a career-high seven thefts that season, and also finished with 55 tackles. **1984:** Returned one interception 57 yards for a touchdown (vs. Buffalo). **1983:** A seventh-round pick of the Bengals, Griffin's rookie highlight came on a 49-yard interception return for TD against Pittsburgh in a nationally-televvised Monday Night game.

COLLEGE and PERSONAL: Both James and brother Don played collegiately for the Blue Raiders of Middle Tennessee State...His brother, Don, is a member of the World Champion San Francisco 49ers...James earned first-team All-Ohio Valley honors as a junior and senior...His full name is James Victor Griffin.

GRIFFIN'S CAREER BESTS

Most Tackles: 7, three times (last vs. Rams, 12-6-87)
 Most Interceptions: 2, twice (last vs. Dallas, 11-8-87)
 *Longest Int. Ret.: 57 yards (TD) vs. Buffalo, (12-16-84)
 (*) with Cincinnati

GRIFFIN'S PRO STATISTICS

Year	G/S	Tackles			Sacks No./Yds.	Interceptions No./Yds.	Fum. Rec.
		Tot.	Solo	Asst.			
1983 Cin.	16/ 0	10	8	2	0/ 0	1/ 49t	0
1984 Cin.	16/ 0	16	13	3	0/ 0	1/ 57t	1
1985 Cin.	16/11	55	40	15	0/ 0	7/116 (33t)	0
1986 Det.	16/ 0	15	13	2	2/16	2/ 34	0
1987 Det.	12/12	56	39	17	1/11	6/130	0
1988 Det.	16/ 5	41	34	7	1/19	2/ 31	1
TOTALS	92/28	193	147	46	4/46	19/417 (37TDs)	2



71

STEVE HAMILTON

Defensive End-Tackle
 East Carolina
 5th Year
 HT: 6-4 WT: 270
 Born: 9-28-61
 (FA in '89)

1988: Games - Played 15, Started 0.

With the loss of three defensive linemen (Dan Saleaumua, Tom Strauthers and Gary Hadd) to the newly-created NFL system of free agency, Detroit needed to find immediate help in that area, and with the free-agent signing of Steve Hamilton, the Lions acquire a player with Super Bowl experience and unlimited potential...Hamilton, who comes to the Lions from Washington, ended the '88 season with eight tackles (four solos).

CAREER: Games - Played 46, Started 2.

In four seasons with the Redskins, Hamilton, a second-round 1984 pick, recorded 30 tackles and 6½ quarterback sacks. **1987:** He spent most of the season in a backup role, providing relief at both end and tackle...Hamilton finished the year with four tackles. **1986:** Posted a career-high 17 tackles and 4½ sacks. **1985:** Shoulder and neck problem forced him to miss the first nine games of the year. **1984:** Spent entire season on injured reserve.

continued

Hamilton continued

COLLEGE and PERSONAL: A second-team All-South Independent choice as a junior, Hamilton was hampered by an ankle injury his senior year...He had 26 tackles in his final season, and 46 as a junior...After graduating as an All-Division tight end from Williamsville (N.Y.) East High, Hamilton spent one year at Fork Union Military Academy...For two seasons, he was the Redskins' representative in NFL arm-wrestling tournaments...His full name is Steven Hamilton.

HAMILTON'S PRO STATISTICS

Year	G/S	Tackles			Sacks No.	Interceptions No.	Fum. Rec.
		Tot.	Solo	Asst.			
1985 (Wash.)	7/0	1	0	1	1	0/0	0
1986 (Wash.)	12/2	8	9	17	4½	0/0	0
1987 (Wash.)	12/0	3	1	4	1	0/0	0
1988 (Wash.)	15/0	8	4	4	0	0/0	0
TOTALS	46/2	20	14	26	6½	0/0	0

**12****RUSTY HILGER**

Quarterback
Oklahoma State
5th Year
HT: 6-4 WT: 205
Born: 5-9-62
(FA in '88)

1988: Games - Played 11, Started 9.

The Lions' offensive spark last season, Rusty Hilger was thrown to the wolves or, more correctly, the Bears in his first appearance in the Honolulu Blue and Silver...Signed by Detroit on Oct. 3 following the season-ending injury to Eric Hipple, Hilger joined the club prior to the Oct. 9 meeting against Chicago...He wasn't expected to play in his first contest, because Chuck Long was still the number one quarterback—well, at least for a half...Long suffered a knee injury and when he was unable to continue, Hilger was called upon to replace him...Despite the short preparation, he threw for 186 yards on 13-of-43 passing and one TD...Hilger's 43 pass attempts combined with Long's 14, to set a new team record of 57 pass attempts...On the season, he threw for 1,558 yards on 126-of-306 attempts (41.2%), seven TDs and 12 interceptions...Prior to joining the Lions, Hilger was working as the quarterbacks coach at El Segundo (Calif.) High following his training camp release from the Los Angeles Raiders...His best outing of the season came against Tampa Bay (11-13), when he threw for 212 yards on 20-of-41 attempts and one TD...He was named the 1989 Lions' Offensive MVP by his teammates at the end of the season.

CAREER: Games - Played 22, Started 14.

A sixth-round draft choice by the Raiders in the '85 draft, Hilger has completed 204-of-463 attempts for 1,684 yards and 11 TDs after four seasons in the NFL. **1987:** Started all five games in which he played, connecting on 55-of-106 attempts (51.9%) for 706 yards and two TDs...He had a pro high of 277 yards on 18-of-28 passing at New England (11-1)...Hilger also completed a career-high 20 passes in a 27-7 win over

Detroit that season (9-20). **1986:** Completed 50 percent of his passes in limited action (19-of-38, 266 yards and one TD). **1985:** Saw action in four games as a rookie... Threw for his first NFL touchdown on a two-yard pass at New England to become the first rookie QB to throw for a score for Raiders since 1976.

COLLEGE and PERSONAL: The all-time leading passer at Oklahoma State, Hilger ended his career by setting nine school passing records, including career yards (3,982), single-season yards (2,048 as a senior in '84), and career TDs (24)... Earned MVP honors in the 1984 Gator Bowl after throwing the game-winning TD in the final minute against South Carolina... Hilger lettered three years in football and baseball at Southeast High in Oklahoma City... During this past off-season, he served as the color commentator for the Pro Football Arm Wrestling Championships which will be televised on ESPN this season, worked with various charity organizations through his own personal promotional company, and participated in the Pomona Winter Nationals — a drag racing event — in Pomona, Calif., in which he defeated former Olympian Bruce Jenner and "Adam-12" co-star Alex Cord in drag racing competition... His full name is Russell Todd Hilger.

HILGER'S CAREER BESTS

- *Most Completions: 20 vs. Detroit, (9-20-87)
- Most Attempts: 43 vs. Chicago, (10-9-88)
- *Most Yards: 277 at New England, (11-1-87)
- Most TD Passes: 1, several occasions (last at Tampa Bay, 12-18-88)
- Longest Pass: 56 vs. Chicago, (10-9-88)
- (* with Los Angeles Raiders)

HILGER'S PRO STATISTICS

Year	G/S	Comp.	Att.	Passing					Rushing		
				Yds.	Pct.	Long	TD	Int.	Att.	Yds.	Avg.
1985 [LAR]	4/ 0	4	13	54	30.8	29	1	0	3	8	2.7
1986 [LAR]	2/ 0	19	38	266	50.0	54	1	1	6	48	8.0
1987 [LAR]	5/ 5	55	106	706	51.9	49	2	6	8	8	1.0
1988 [Det.]	11/ 9	126	306	1,558	41.2	56	7	12	18	27	1.5
TOTALS	22/14	204	463	1,684	44.1	56	11	19	35	91	2.6

LIONS' PRONUNCIATION GUIDE

Players:

Eric AndolsekAN-dol-sek
 Steve BaackBOCK
 Raphael CherryRA-phel
 Michael CoferCOE-fur
 Ken DallafiorDALL-a-for
 Joe MilinichikMAH-LYNN-chek
 Chris SpielmanSPEEL-man

Staff Members:

Wayne FontesFONT-ss
 Joe BushofskyBOO-shof-sky
 Dirk DierkingDER-king
 Dan JaroshewichJA-RAUSH-a-witch
 Joe RecknagelRECK-nagel
 Woody WidenhoferWidden-hofer

**17****ERIC HIPPLE**

Quarterback
Utah State
9th Year
HT: 6-2 WT: 211
Born: 9-16-57
[0-4 in '80]

1988: Games - Played 5, Started 0.

Just when it appeared as if Eric Hipple would turn things around for the Lions last year, disaster struck...After replacing a struggling Chuck Long against San Francisco (10-2), Hipple threw for 139 yards on 10-of-18 passing before his ankle was fractured on a sack by the 49ers' Charles Haley in the third quarter...It spelled the end of the '88 season for Hipple, who was seeing his first action in two years after missing all of 1987 with a dislocated thumb...In his brief season, Hipple completed 12-of-27 passes for 158 yards (44.4 completion percentage).

CAREER: Games - Played 101, Started 56.

Hipple has thrown for over 10,000 yards in his career (10,616 yds.) and he is fourth on the Lions' all-time passing charts in three categories: attempts (1,528), completions (823) and yards gained (8,697)...He needs 171 attempts, 129 completions and 3,187 yards to move into third-place in all of those categories...He also needs one TD pass to reach fourth-place in career TDs (55). **1987:** Missed entire season with thumb injury. **1986:** Completed a career-high 63 percent of his passes by connecting on 192-of-305 attempts for 1,919 yards and nine TDs...Concluded the year as the NFC's third-rated passer...Set two team marks that season: most completions (33 at Cleveland) and most attempts (50 at Rams). **1985:** Perhaps his best year passing-wise, Hipple threw for 2,952 yards (third-highest in a season) on 223-of-406 passing and 17 TDs. **1984:** Injury-filled season only allowed him to play in eight games (16-of-36, 241 yards, 1 TD). **1983:** Reclaimed his starting spot enroute to leading Detroit to NFC Central Division title — the team's first since '57 NFL Championship. **1982:** Saw action in nine games, throwing for 411 yards (36-of-86). **1981:** Named MVP by his teammates after leading Lions to six wins in their last ten games. **1980:** Spent much of season as the holder to Eddie Murray.

COLLEGE and PERSONAL: A four-year starter at Utah State, Hipple directed the Aggies to two PCAA championships (1978-79)...As a senior ('79), he was the nation's sixth-best passer and leader in the PCAA with 1,924 yards...Ended his career with 6,073 yards on 459-of-850 passing and 34 TDs...He is the father of two children, Erica and Jeffrey...Spent a great deal of this past off-season in Michigan, working out at Silverdome...His full name is Eric Ellsworth Hipple.

HIPPLE'S CAREER BESTS

*Most Attempts:	50 at L.A. Rams, (10-19-86)
*Most Completions:	33 at Cleveland, (9-28-86)
Most Yards:	336 vs. Chicago, (10-19-81)
Most TD Passes:	4, twice (last vs. Jets, 11-28-85)
Longest Pass:	94 (TD/L Thompson) vs. Bears, (10-19-81)
Highest Percentage:	79% at Green Bay, (10-12-86) (15-of-19)
Most Interceptions:	5 vs. Minnesota, (9-25-83)
Longest Rush:	27 vs. Chicago, (10-30-83)

Most TDs Rushing: 2, twice (last vs. Green Bay, 10-9-83)
 Most Yards Rushing: 47, twice (last vs. Chicago, 11-22-81)
 (*) Detroit team records

HIPPLE'S PRO STATISTICS

Passing

Year	G/S	Att.	Comp.	Yards	Pct.	Long	TD	Int.
1980	15/ 0	0	0	0	00.0	0	0	0
1981	16/10	279	140	2,358	50.2	94t	14	15
1982	9/ 4	86	36	411	41.9	52	2	4
1983	16/16	387	204	2,577	52.7	80t	12	18
1984	8/ 1	38	16	241	42.1	40	1	1
1985	16/15	406	223	2,952	54.9	56	17	18
1986	16/10	305	192	1,919	63.0	46	9	11
1987			On Injured Reserve—Did Not Play					
1988	5/ 0	27	12	158	44.0	31	0	0
TOTALS	101/56	1,528	823	10,616	53.9	94t	55	67

Rushing

Year	Att.	Yards	Avg.	Long	TD
1980	0	0	0.0	0	0
1981	41	168	4.1	18	7
1982	10	57	5.7	20	0
1983	41	171	4.2	27	3
1984	2	3	1½	2	0
1985	32	89	2.8	26	2
1986	16	46	2.9	13	0
1987	—	—	—	—	—
1988	1	5	5.0	5	0
TOTALS	143	539	3.8	32	12





43

JERRY HOLMES

Cornerback
West Virginia
8th Year
HT: 6-2 WT: 175
Born: 12-22-57
(FA in '88)

1988: Games - Played 16, Started 16.

The Lions reaped the benefits when they signed Jerry Holmes as a free agent on August 18...He became an instant starter after a couple of preseason games and ended the season as the club's eighth-leading tackler with 60 stops (47 individual)...Made an immediate impact in his first regular-season game by returning an interception 32 yards to set up Detroit's first TD of the season in a 31-17 win over Atlanta...He also had a season-high eight tackles in that game...Despite a fragile-looking makeup, Holmes was always willing to risk his body to make the tackle...He led defensive backs in minutes played last season with 467.3...He was nicknamed "Killer" by his former teammates in New York.

CAREER: Games - Played 92, Started 75.

1987: Played in only eight games, registering 29 tackles, one interception and quarterback sack. **1986:** With a career-high six interceptions, Holmes led the Jets and finished fifth in the AFC...Garnered his first career sack (vs. Indianapolis). **1984-85 (in USFL):** Earned All-USFL honors in both seasons with different teams - Pittsburgh in '84, New Jersey in '85. **1983:** Second on the Jets in interceptions with three...Also returned a blocked field goal 57 yards for a TD against San Francisco. **1982:** Started all nine games and hauled in three interceptions. **1981:** First season as a starter. **1980:** Saw action primarily on the special teams and as a nickel back...He was signed as free agent by the Jets after the draft.

COLLEGE and PERSONAL: Spent two seasons at West Virginia after transferring from Chowan (N.C.) Junior College...Was named to the *Associated Press* All-East second-team in '79...Holmes was a two-sport (football and basketball) star at Bethel High in his hometown of Hampton, Va....Jerry and his wife Patricia spent the offseason in Huntington Station, N.Y.

HOLMES' PRO STATISTICS

Year	G/S	No.	Tackles		Sacks No./Yds.	Interceptions No./Yds.	Fum. Rec.
			Solo	Asst.			
1980	12/ 0	14	8	6	0/0	0/ 0	0
1981	16/13	57	45	12	0/0	1/ 0	1
1982	9/ 9	47	35	12	0/0	3/ 2	0
1983	16/16	65	47	18	0/0	3/107 (1 TD)	1
1986	15/14	70	62	8	1/0	6/ 29	0
1987	8/ 7	29	25	4	0/0	1/ 20	0
1988	16/16	60	47	13	0/0	1/ 32	0
TOTALS	92/75	342	269	73	1/0	15/190 (1 TD)	2

(spent 1984-85 in USFL: Pittsburgh in '84, New Jersey in '85)



97

BYRON HUNT

Linebacker
Southern Methodist
9th Year
HT: 6-5 WT: 242
Born: 12-17-58
(FA in '89)

CAREER and 1988: Games - Played 100, Started 25 — (1988 - 2/0).

Signed by the Lions as a free agent on May 12, Byron Hunt was placed on the unprotected list by the New York Giants...He only appeared in two games last season for the Giants (did not make a tackle). **1987:** Appeared in 12 games as the team's backup outside LB, finishing the year with a total of eight tackles. **1986:** Hunt played in all 16 games, including the playoffs, and recorded 23 tackles in the regular season. **1985:** Recorded 34 tackles in 11 starting assignments, in addition to adding a couple of QB sacks and one fumble recovery. **1984:** In six starts, Hunt had 33 tackles and one interception. **1983:** He had five starts on the year and finished with 46 tackles, one sack and a blocked PAT. **1982:** Despite spending most of the season as a reserve, he got the opportunity to start in the final three regular season games, and registered a career-high 67 tackles, three sacks and one interception. **1981:** Selected in the ninth-round of the '81 draft, saw action in 16 games.

COLLEGE and PERSONAL: A four-year letterman at SMU, Hunt was an All-SWC and honorable mention All-America his senior year...He had 222 career tackles, six sacks and four interceptions with the Mustangs...Hunt played his high school ball at White Oak (Tex.) High, and his oldest brother Sam, was a standout defensive lineman with New England...He is now president of his own printing company in Elmwood Park, N.J....His full name is Byron Ray Hunt.

HUNT'S PRO STATISTICS

Year	G/S	Tot.	Tackles		Sacks	Interceptions	Fum. Rec.
			Solo	Asst.	No./Yds.	No./Yds.	
1981 (N.Y.)	16/ 3	40	20	20	1½/14	0/ 0	0
1982 (N.Y.)	9/ 3	19	11	8	1½/17	0/ 0	0
1983 (N.Y.)	16/ 5	46	26	20	1 / 9	0/ 0	0
1984 (N.Y.)	13/ 6	33	24	9	1 / 6	1/14	2
1985 (N.Y.)	16/11	34	24	10	1½/13½	0/ 0	1
1986 (N.Y.)	16/ 0	23	14	9	0 / 0	0/ 0	0
1987 (N.Y.)	12/ 0	8	8	0	0 / 0	0/ 0	0
1988 (N.Y.)	2/ 0	0	0	0	0 / 0	0/ 0	0
TOTALS	100/28	203	127	76	6½/59½	1/14	3

**33****GARRY JAMES**

Running Back
Louisiana State
4th Year
HT: 5-10 WT: 214
Born: 9-4-63
(D-2 in '86)

1988: Games - Played 16, Started 16.

Garry James became the first Lions' back since 1984 other than fullback James Jones to lead the team in rushing...He gained 552 yards (12th in NFC) on 182 attempts and scored five touchdowns...However, his 3.0 yards-per-carry average was the lowest of his brief career...On the other hand, James was the Lions' most productive offensive player with 934 total yards...He was second in receiving with 39 receptions (382 yards, 9.8 average) and in scoring with 42 points...After missing the final two preseason games with an ankle injury, James opened the '88 season with his best effort in nearly two years with a 96-yard (one TD) effort against Atlanta...He was four shy of becoming the first Detroit back to reach 100 yards since Oct. 12, 1986 when he rushed for 140 yards at Green Bay...In Week 11 against Tampa Bay, James grabbed a career-high eight receptions, and he registered his first NFL TD reception in Week 7 action against the Giants.

CAREER: Games - Played 40, Started 38.

After three seasons, James has gained 1,510 yards rushing (3.6 avg.) and 816 receiving yards (9.2 avg.). **1987:** Injuries hampered James' effectiveness and caused his seasonal numbers to plummet after his rookie campaign...He only appeared in eight games and rushed for 270 yards on 82 attempts...He also caught 16 receptions for 215 yards. **1986:** James turned in the finest rushing effort by a Lions' back since Billy Sims had 1,303 in 1980...The second-round draft pick from LSU ended the year with 688 yards on 161 carries (4.3 average) and three TDs...In a 21-14 Detroit win over Green Bay, James romped for 140 yards, including a 41-yard TD...His longest carry came against the Steelers when he scored on a 61-yard jaunt...In addition, he caught 34 receptions for 219 yards...Named All-Rookie by UPI and *Pro Football Weekly*.

COLLEGE and PERSONAL: Teamed with Dalton Hilliard at LSU to account for more career rushing and receiving yards (8,394) than any tandem in the Southeastern Conference at the end of their careers (1982-85)...James finished his four years as the Tigers' fourth-leading rusher with 2,217 yards...Had his best game against Tulane in 1982 (166 yards)...Named MVP of the '85 East-West Shrine game...An outstanding prep talent out of West Jefferson High in Gretna, La., James rushed for 1,510 yards and scored 24 TDs as a senior...He and his wife Raina recently celebrated their one-year wedding anniversary...His full name is Garry Malcom James.

JAMES' CAREER BESTS

Most Rushes:	22 at Green Bay, (10-12-86)
Most Yards:	140 at Green Bay, (10-12-86)
Most Rushing TDs:	2 vs. Dallas, (11-8-87)
Longest Rush:	60 (TD) at Pittsburgh, (12-7-87)
Most Receptions:	8 vs. Tampa Bay, (11-13-88)
Most Yards:	91 vs. Green Bay, (10-25-87)
Longest Reception:	46 vs. Minnesota, (12-20-87)
Longest TD Reception:	39 vs. N.Y. Giants, (10-16-88)

JAMES' PRO STATISTICS

Year	G/S	Att.	Rushing				Receiving				
			Yds.	Avg.	Long	TD	Rec.	Yds.	Avg.	Long	TD
1986	16/15	161	688	4.3	60t	3	34	219	6.4	26	0
1987	8/ 7	82	270	3.3	17	4	16	215	13.4	46	0
1988	16/16	182	552	3.0	35	5	39	382	9.8	39t	2
TOTALS	40/38	425	1,510	3.6	60t	12	89	816	9.2	46	2



58

GEORGE JAMISON

Linebacker
Cincinnati
3rd Year
HT: 6-1 WT: 226
Born: 9-30-62
(SD-2 in '84)

1988: Games - Played 16, Started 11.

His diligence and determination turned a valuable special teams performer into an outstanding pro linebacker. ...The misfortune of previous starter Jimmy Williams turned into a blessing for George Jamison, who posted career numbers in every category. ...Williams' knee injury in the fifth game of the season (at San Francisco) enabled Jamison to become one of the Lions' surprises of '88. ...Jamison's 77 tackles placed him fifth on the team and he turned in a personal game-high 14 against Minnesota (11-24). ...In addition to his 5½ sacks (fourth on team), Jamison also tied for the team lead in interceptions with three (along with Devon Mitchell) and finished third in fumble recoveries (3). ...Jamison was the only Lions' player to score touchdowns (two) by returns last season. ...The first came in season-opener against Atlanta when he recovered a fumbled punt by James Matthews and returned it four yards for the TD, and the second occurred (11-6) on a great athletic interception off Minnesota's Wade Wilson (a 52-yard TD return). ...That play was Jamison's first career interception. ...He was one of the few bright spots in Detroit's Thanksgiving Day (11-24) loss to the Vikings, recording 14 tackles (12 solos). ...Because of his effort in the month of November, Jamison was honored as the TUMS Neutralizer of the Month. ...He also finished second in special teams minutes with 153.3. ...Along with his great play at LB, Jamison also excelled throughout the year on special teams, and was named the Lions' special teams MVP.

CAREER: Games - Played 28, Started 11.

After two seasons, Jamison has 93 total tackles, 6½ sacks, three interceptions and 14 points scored (two TDs, one safety). **1987:** Played in 12 games, seeing action primarily on the special teams. ...Jamison tied Paul Butcher in special teams minutes with 112.7. ...He was credited with two points after pinning Green Bay's Walter Stanley in the end zone for a safety. ...Signed as a free agent in 1986, he sustained an achilles injury in training camp and was placed on the injured reserve list for all of '86. ...Was Detroit's second-round pick in the 1984 USFL supplemental draft. ...He played on two USFL championship teams with the Philadelphia ('84) and Baltimore ('85) Stars, and in 1984 he was an All-Rookie USFL choice.

continued

Jamison continued

COLLEGE and PERSONAL: Jamison, who was originally recruited for play fullback at the University of Cincinnati, switched to defensive tackle as a sophomore and a junior... As a senior (1983), he was named to the All-Metro team after placing third on the team in tackles with 62... His full name is George R. Jamison, Jr.

JAMISON'S CAREER BESTS

Most Tackles: 14 vs. Minnesota, (11-24-88)
 Most Sacks: 2 at Tampa Bay, (12-18-88)
 Longest Interception Return: 52 (TD) at Minnesota, (11-6-88)

JAMISON'S PRO STATISTICS							
Year	G/S	No.	Tackles Solo	Asst.	Sacks No./Yds.	Interceptions No./Yds.	Fum. Rec.
1987	12/0	16	11	5	1 / 8	-	0
1988	16/11	77	66	11	5½/47	3/56 (1 TD)	0
TOTALS	28/11	93	77	16	6½/52	3/56 (1 TD)	0

**30****JAMES JONES**

Fullback
 Florida
 7th Year
 HT: 6-2 WT: 230
 Born: 3-21-61
 (0-1 in '83)

NOTABLES: James Jones is continuing his climb among the Lions' career leaders in several categories... He needs 171 carries to reach third place in rushing attempts, 481 yards to reach fourth in yards gained... He is also two receptions shy of reaching third in most catches and one TD to reach fifth-place in all-time touchdowns scored.

1988: Games - Played 14, Started 14.

For the second consecutive season, Jones' yearly rushing stats dropped, and as a result, he did not lead the team in rushing for the first time in four years... Gained 314 yards on 96 attempts for a 3.3 average... Best output of the year came against Tampa Bay (40 yards on nine carries, 11-13)... His 29 receptions (259 yards) was also a career-low... Jones hasn't scored a TD since the '86 Thanksgiving Day (11-27) game against Green Bay.

CAREER: Games - Played 85, Started 84.

He has gained 3,452 yards on 960 attempts (3.6 avg.) and caught 285 passes for 2,318 yards (8.1 avg.). **1987:** Led Lions in rushing for third season, gaining 342 yards on 96 carries and averaging 3.6 yards per carry... Also snared 34 receptions for 262 yards. **1986:** The Lions' top rusher (903 yards) and receiver (54 catches), Jones was named the Lions' offensive MVP for the third straight year (he shared the '86 award with Keith Dorney) by his teammates... Jones rushed for a career-high 174 yards (sixth-highest in team history) on 36 carries (tied team record) against Minnesota (9-7)... He

also earned honorable mention All-Pro honors from the Associated Press. **1985:** Recorded the first 100-yard game of his career with a 116-yard effort against San Francisco (10-20)... Ended the season with 886 yards rushing. **1984:** Averaged 3.9 yards per carry (532 yards) and grabbed a team-record 77 passes (662 yards). **1983:** Selected in the first round from Florida, Jones gained 475 yards as rookie and scored eight TDs... He also led the Lions in receiving with 46 receptions.

COLLEGE and PERSONAL: Jones ended his college career as the fourth all-time leading rusher in Gator history with 2,026 yards (4.3 average)... Former collegiate teammate of Detroit tackle Lomas Brown... He began his career at tight end... An All-American at Ely High in Ft. Lauderdale, Fla., Jones played quarterback, linebacker and tight end... He was named the best tight end in Florida history by *Sports Illustrated* in its '88 *College Football Preview*... Active in several Detroit-area charities, Jones is the honorary chairman of the AT&T Celebrity Golf Tourney... He and his wife Sheila have one daughter, Jasmine... The two of them also serve on the board of directors for the Ronald McDonald House of Detroit... His full name is James R. Jones.

JONES' CAREER BESTS

*Most Rushes:	36, twice (last vs. Minnesota, 9-7-86)
Most Yards:	174 vs. Minnesota, (9-7-86)
Most Rushing TDs:	3 vs. Green Bay, (10-9-83)
Longest Rush:	39 vs. Minnesota, (9-7-86)
*Most Receptions:	12 at Cleveland, (9-28-86)
Most Yards:	85, twice (last vs. Raiders, 12-10-84)
Longest Reception:	46 vs. Chicago, (10-16-83)
Most Receiving TDs:	1, on ten occasions
	(*) ties Detroit all-time record

JONES' PRO STATISTICS

Year	G/S	Att.	Rushing				Rec.	Receiving			
			Yds.	Avg.	Long	TD		Yds.	Avg.	Long	TD
1983	14/14	135	475	3½	18	8	46	467	10.2	46	1
1984	16/16	137	532	3.9	34	3	77	662	8.6	39	5
1985	14/13	244	886	3.6	29	6	45	334	7.4	36	3
1986	16/16	252	903	3.6	39	8	54	334	6.2	21	1
1987	11/11	96	342	3.6	19	0	34	262	7.7	35	0
1988	14/14	96	314	3.3	13	0	29	259	8.9	40	0
TOTALS	85/84	960	3,452	3.6	39	23	285	2,318	8.1	46	10

Passing

	Atts.	Comp.	Yds.	Int.	TD
1985	1	0	0	0	0
1986	-	-	-	-	-
1987	-	-	-	-	-
1988	1	0	0	0	0
TOTALS	2	0	0	0	0

**57****VICTOR JONES**

Linebacker
Virginia Tech
2nd Year
HT: 6-2 WT: 245
Born: 10-19-66
(FA in '89)

CAREER and 1988: Games - Played 8, Started 0.

The Lions' first signee under the newly-created NFL system of free agency, Victor Jones saw limited action last year with the Tampa Bay Buccaneers...Jones, along with fellow free-agent LBs Toby Caston and Byron Hunt, is expected to give the Lions depth at the inside linebacker position...He totalled three tackles in his first NFL season.

COLLEGE and PERSONAL: A 12th-round selection by the Buccaneers in the '88 draft, Jones lettered four seasons at Virginia Tech, where he finished his career with 146 tackles, eight tackles for losses and three sacks...He capped off his senior season with a career-high 62 tackles...Jones participated in three sports (football, baseball and basketball) at Peary High in Rockville, Md....His full name is Victor Pernell Jones.

**83****GARY LEE**

Receiver-Returner
Georgia Tech
3rd Year
HT: 6-1 WT: 201
Born: 2-12-65
(D-12 in '87)

1988: Games - Played 14, Started 6.

Overcame recurring hamstring injuries during training camp to open the season as a starter at wide receiver...Gary Lee appeared to be on his way to a fine year but his production dropped after mid-season...Ranked fourth on the team with 22 receptions for 261 yards and one TD after a total of six games...Grabbed a season-high six catches for 59 yards and one TD against the Rams...As a return specialist, Lee led the Lions with 18 kickoff returns for a 19.7 average.

CAREER: Games - Played 26, Started 9.

Lee has 41 career receptions for 569 yards (13.9 average) and 50 kickoff returns for a 21½ average. **1987:** A 12th-round selection out of Georgia Tech, Lee became a starter for Detroit by season's end...In addition to his 19 catches, he also finished fourth in NFC kickoff returns with a 22½ average...Had a career-high seven receptions against the Rams (12-6)...Tied a team record with seven kickoff returns against Green Bay (10-25).

COLLEGE and PERSONAL: A four-year letterman as a wide receiver and return specialist for the Yellow Jackets, Lee led the squad in receiving and kickoff returns as a senior ('86)...He also ended his career as Georgia Tech's career leader in TD receptions with 14...Earned honorable mention All-America selection as a junior (*The Sporting*

News) after leading the ACC in yards per reception (22.2) and in kickoff return average (30.3)...Lee was the Region 1AAAA Offensive Player-of-the-Year at Westover High in Albany, Ga., after leading his regional area in scoring...He also had a 45.6 punting average in high school...Lee is good friends with fellow Georgia Tech alum and current Detroit Pistons center John "Spider" Salley...His full name is Gary Dewane Lee.

LEE'S CAREER BESTS

Most Receptions: 7 vs. L.A. Rams, (12-6-87)
 Most Yards: 85 vs. Minnesota, (12-20-87)
 Longest Reception: 53 at Atlanta, (12-27-87)
 *Most Kickoff Returns: 7 vs. Green Bay, (10-25-87)
 Most Return Yards: 141 vs. Green Bay, (10-25-87)
 (*) tied Lions record

LEE'S PRO STATISTICS

Year	G/S	Receiving		Avg.	Long	TD
		Rec.	Yards			
1987	12/3	19	308	16.2	53	0
1988	14/6	22	261	11.9	18	1
TOTALS	26/9	41	569	13.9	53	1

Year	No.	Kickoff Returns		Avg.	Long	TD
		Yards				
1987	32	719		22.5	50	0
1988	18	355		19.7	39	0
TOTALS	50	1,074		21.5	89	0



81

MARK LEWIS

Tight End
 Texas A&M
 4th Year
 HT: 6-2 WT: 250
 Born: 5-20-62
 (FA in '89)

CAREER: Games - Played 30 (18 with Green Bay), Started 5.

After starting at tight end in the first three games of the year, Mark Lewis was released by the Lions on Sept. 20 of last season. The Lions re-signed Lewis this past March 15 (1988)...He caught three passes on the year for 32 yards (10.7 average) and one touchdown...His longest reception was a career-high 23-yarder against New Orleans (9-18). 1987: Signed as a free agent by Detroit on Oct. 16, Lewis participated in nine games with the Lions and one with his former club, the Green Bay Packers. 1986: Had two receptions on the year (for seven yards), both TD catches. 1985: He missed most of the season with an injury after playing in one game.

continued

Lewis continued

COLLEGE and PERSONAL: A two-year starter at Texas A&M, Lewis majored in industrial education...Concluded his collegiate career with 40 receptions for 518 yards (13.0 average) and six TDs...Lewis' best season came as a senior ('84), when he grabbed 16 passes for 226 yards and two TDs...He was an All-City, All-District, All-State and All-America performer at Kashmere High in Houston...His full name is Mark Joseph Lewis.

LEWIS' PRO STATISTICS

Year	G/S	Receiving		Avg.	Long	TD
		No.	Yds.			
1985 (G.B.)	1/0	0	0	0.0	0	0
1986 (G.B.)	16/1	2	7	3.5	4	2
1987 (G.B.)	1/0	0	0	0.0	0	0
(Det.)	9/1	0	0	0.0	0	0
1988 (Det.)	3/3	3	32	10.7	23	1
TOTALS	30/5	5	39	7.8	23	3



50

DANNY LOCKETT

Inside Linebacker
Arizona
3rd Year
HT: 6-2 WT: 250
Born: 7-11-64
(D-6 in '87)

1988: Games - Played 16, Started 0.

Danny Lockett is another player whose numbers were limited due to the Lions' strength at linebacker...A very intense individual, he garnered 17 total tackles and one sack last season...His best game came against the New York Jets when he registered four tackles and one sack on New York quarterback Ken O'Brien...Also saw a great deal of action on the special teams.

CAREER: Games - Played 29, Started 1.

Lockett enters the 1989 season with 52 career tackles and two sacks. **1987:** The coaching staff believed that Lockett was a potential steal as a sixth-round draft choice (from Arizona) ...Played both inside and outside linebacker, in addition to the special teams...He recorded 35 tackles and one sack as a rookie...An 11-tackle performance against the Vikings (12-20) was his season-high.

COLLEGE and PERSONAL: A two-way defensive player (linebacker and defensive end) at Arizona, Lockett earned All-Pac Ten second-team honors as a senior...In two seasons with the Wildcats, Lockett had 21 sacks...Transferred to Arizona from a one-year stint at the College of the Sequoias (Visalia, Calif.), where he earned first-team All-California Junior College honors...He prepped at Peach County (Ga.) High...A general studies major, his full name is Danny Key Lockett...He and his wife Veronica have one daughter, Danielle.

LOCKETT'S CAREER BESTS

Most Tackles: 11 vs. Minnesota, (12-20-87)

Most Sacks: 1, twice (last vs. N.Y. Jets, 9-25-88)

LOCKETT'S PRO STATISTICS

Year	G/S	Tot.	Tackles Solo	Asst.	Sacks No./Yds.
1987	13/1	35	24	11	1/ 8
1988	16/0	17	16	1	1/ 8
TOTALS	29/1	52	40	12	2/16



16

CHUCK LONG

Quarterback
Univ. of Iowa
4th Year
HT: 6-4 WT: 221
Born: 2-18-63
(0-1 in '86)

1989 Notable: Chuck Long spent most of the '89 off-season recovering from elbow surgery (Feb. 2). He was not able to participate in any of the '89 mini-camps.

1988: Games - Played 7, Started 7.

Last season was anything but pleasant for Chuck Long, who went into the year with high expectations and goals, but instead suffered through injuries and rustiness... After spending the entire off-season working out at the Silverdome, Long's progress came to a grinding halt during the third week of training camp, when a sore elbow caused him to miss the entire preseason schedule... He returned to action in the season-opener against Atlanta, as the Lions cruised to a 31-19 win... Long was 13-of-19 in that game for 107 yards and two TDs... The injury bug returned the following week in Los Angeles, when Long (12-of-29, 143 yards and one TD) suffered a slight concussion against the Rams and was replaced by Eric Hipple... He responded with his best outing of the year in Week 3 action against New Orleans, throwing for 274 yards on 20-of-33 and two scores... Three weeks later, Long suffered strained knee ligaments in the second quarter vs. Chicago and the injury caused him to miss five weeks of action... He was activated off the injured reserve list on Nov. 18, but only appeared in one of the remaining five games (vs. Minnesota, 11-24)... For the season, Long threw for 856 yards on 75-of-141 attempts and six TDs.

CAREER: Games - Played 22, Started 21.

Long has completed close to 55 percent of his passes (54.9%) on 328-of-597 attempts for 3,701 yards and 19 TDs... He also has 28 interceptions. **1987:** Concluded the season among the team's top five in several season statistical categories: 416 attempts (second-highest), 232 completions (third-best), 2,598 passing yards (fifth-most) and 20 pass interceptions (tied for fourth)... He also threw 11 TDs... Long had one of the finest passing games in Lions' history against Green Bay (10-25) — 33 completions (which tied Hipple's 1986 record) on 47 attempts (fourth-highest) for a 70.2% average and 362 yards (third-best single-game total), in addition to three TDs... In the second half, Long's scoring strikes led Detroit from a 31-7 deficit to a 33-31 lead late in the game,

continued

Long continued

but the Packers pulled out the victory with a field goal with one minute remaining. **1986:** Entered the NFL record books with his first regular season pass... It happened at Tampa Bay (11-23) when Long threw a 37-yard TD pass to Leonard Thompson... Saw very limited action as a rookie (three games) after reporting late due to contract negotiations... He became the first QB selected in the first round by the Lions since Greg Landry in '68.

COLLEGE and PERSONAL: One of Iowa's finest players, Long led the Hawkeyes to three bowl appearances as a starter... In addition to being a consensus All-America ('85) as a senior and a two-time All-Big Ten pick, Long was the Heisman Trophy runnerup to Bo Jackson in 1985... He also received the 1985 Maxwell Trophy, which goes to the College Football Player of the Year as selected by the Maxwell Football Club of Philadelphia, and the '85 Davey O'Brien National Quarterback Award, sponsored by the Fort Worth (Tex.) Club... Long concluded his career as the Hawkeyes' and Big Ten Conference's all-time passing leader (782-of-1,203 for 10,461 yards and 74 TDs)... He threw for at least 200 yards in 27 college games, and his 22 consecutive completions in an '84 game at Indiana set an NCAA mark... Long was a seven-letter winner in football, basketball and baseball at North High School in his hometown of Wheaton, Ill... He and his wife Lisa have one daughter, Lindsay Ruth... His full name is Charles Franklin Long, Jr.

LONG'S CAREER BESTS

Most Attempts:	48 vs. L.A. Rams, (12-6-87)
*Most Completions:	33 vs. Green Bay, (10-25-87)
Most Yards:	362 vs. Green Bay, (10-25-87)
Most Passing TDs:	3 vs. Green Bay, (10-25-87)
Longest TD Pass:	34 vs. Tampa Bay, (11-23-86)
Longest Pass:	53 at Atlanta, (12-27-87)
Highest Percentage:	70.2% (33-47) vs. Green Bay, (10-25-87)
Most Interceptions:	4 at Washington, (11-15-87)
Most Rushing Attempts:	3, three times
Most Rushing Yards:	15 at Washington, (11-15-87)
Longest Rush:	15 at Washington, (11-15-87)
(*) tied Lions' record	

LONG'S PRO STATISTICS

Passing

Year	G	Att.	Comp.	Yards	Pct.	Long	TD	Int.
1986	3/ 2	40	21	247	52.5	34	2	2
1987	12/12	416	232	2,598	55.8	53	11	20
1988	7/ 7	141	75	856	53.2	40	6	6
TOTALS	22/21	597	328	3,701	54.9	53	19	28

Rushing

Year	Attempts	Yards	Avg.	Long	TD
1986	2	0	0.0	0	0
1987	22	64	2.9	15	0
1988	7	22	3.1	11	0
TOTALS	31	86	2.8	26	0

**82****PETE MANDLEY**

Receiver-Returner
Northern Arizona
6th Year
HT: 5-10 WT: 195
Born: 7-29-61
(0-2 in '84)

NOTABLES: With his first punt return of '89, Pete Mandley will become the all-time leader in that category for Detroit (ended last season with 143, the same as Lem Barney)...He also established a new team mark in career punt return yardage with 1,360 yards...Mandley needs 20 receptions to reach the 150th of his career.

1988: Games - Played 15, Started 14.

In addition to his record-breaking year in punt return yardage, he also led the Lions in receiving for the second straight season with 44 catches for 617 yards (13.8 avg.) and four touchdowns...Mandley's best outing came at San Francisco (10-2), when he recorded a team season-high 116 yards against San Francisco (10-2) on seven receptions and one TD...One week later, he caught a 56-yard pass from Rusty Hilger against Chicago — his longest ever...A lot of contributing factors caused him to cool off after 26 catches over the first six games (quarterback injuries and an ankle injury to himself), but Mandley ended the year in top form, pulling down 11 passes in the remaining three contests (169 yards)...His 7.8 punt return average (37 for 287 yards) was the 10th-highest mark among NFC players...Mandley also gained 44 yards on six rushing attempts (7.3 avg.) in '88, and scored one TD — a 21-yard reverse against Green Bay (12-4).

CAREER: Games - Played 74, Started 26.

Mandley has averaged 13.8 yards per catch over the last five years (130 for 1,797 yards) and 9½ yards in punt returns (37 for 1,360). **1987:** Named a Pro Bowl alternate following his career-high 58 catches (720 yards, 12.4 avg.), which also was the fifth-highest among NFC leaders, Mandley was selected by team-mates as the team's offensive MVP...Had a career-high eight receptions against Dallas (11-8). **1986:** In limited duty at wide receiver, Mandley recorded seven catches for 106 yards, but his 43 punt returns for 420 yards were the Lions' second and third-best single-season totals. **1985:** He accounted for 871 all-purpose yards and scored his first pro TD on a 63-yard punt return against the 49ers (10-20)...Mandley had 18 catches for 316 yards (17.6 avg.) that year. **1984:** A second-round pick from Northern Arizona, Mandley's rookie season suffered a setback after a preseason toe injury...Despite making only three receptions, he did lead the squad in kickoff returns (22 returns, 17.7 avg.).

COLLEGE and PERSONAL: An All-America pick as a junior (*Associated Press* and *The Sporting News*), Mandley concluded his career as the NCAA Division I-AA's career all-purpose yardage leader (5,922 yds.)...He set five Big Sky Conference records and 13 school marks...He also ran track as a senior at NAU...Mandley prepped at Westwood High School (also the school of Dallas' Danny White) in Mesa, Ariz., where he was All-State in track and football...He and his wife Teresa have two children, Dejhorn and Treasure... "Pete" is not his given name, it resulted from his father nicknaming him "PeeWee" as a child and it evolved into "Pete"...His full name is William H. Mandley.

continued

MANDLEY'S CAREER BESTS

Most Receptions:	8 vs. Dallas, (11-8-87)
Most Yards:	127 vs. Chicago, (12-22-85)
Longest Reception:	56 vs. Chicago, (10-9-88)
Most Receiving TDs:	2 vs. Green Bay, (10-25-87)
Most Kickoff Returns:	4 vs. Chicago, (12-16-84)
Most Return Yards:	91 vs. Chicago, (12-16-84)
Longest Kickoff Return:	37 at Philadelphia, (11-16-86)
Most Punt Returns:	5, five times (last, Tampa Bay, 12-18-88)
Most Return Yards:	109 vs. Atlanta, (12-21-86)
Longest Punt Return:	81 (TD) vs. Atlanta, (12-21-86)
Most Punt Return TDs:	1, twice (last vs. Atlanta, 12-21-86)

MANDLEY'S PRO STATISTICS

Year	G/S	Receiving		Avg.	Long	TD
		Rec.	Yards			
1984	15/ 0	3	38	12.7	19	0
1985	16/ 0	18	316	17.6	37	0
1986	16/ 0	7	106	15.1	51	0
1987	12/12	58	720	12.4	41	7
1988	15/14	44	617	14.0	56	4
TOTALS	74/26	130	1,797	13.8	56	11

Year	No.	Punt Returns				Kickoff Returns				
		Yds.	Avg.	Long	TD	No.	Yds.	Avg.	Long	TD
1984	2	0	-	0	0	22	390	17.7	32	0
1985	38	403	10.6	63t	1	6	152	25.3	35	0
1986	43	420	9.8	81t	1	2	37	18.5	37	0
1987	23	250	10.9	61	0	0	0	0.0	0	0
1988	37	287	7.8	25	0	0	0	0.0	0	0
TOTALS	143	1,360	9.5	81t	2	30	579	19.3	37	0



29

BRUCE McNORTON

Cornerback
Georgetown (Ky.)
College
8th Year
HT: 5-11 WT: 175
Born: 2-28-59
(D-4 in '82)

1988: Games - Played 16, Started 16.

Displayed a great deal of confidence during the '88 season after losing his starting position during training camp...Bruce McNorton regained his starting role after two preseason games, and proceeded to have a very productive season...He registered a personal-best 105 tackles, which led all defensive backs...In addition to posting

12 tackles in the season-opener against Atlanta, his deflection of a Chris Miller pass was intercepted by Jerry Holmes and later set up Detroit's first TD of the season... Nine weeks later, McNorton garnered a career-high 13 tackles at Minnesota (11-6)... In Week 14 action against Green Bay, he got his first interception of the year off Packers' QB Randy Wright.

CAREER: Games - Played 96, Started 84.

McNorton has accumulated 469 tackles and 19 interceptions and recovered six fumbles. **1987:** His 64 tackles led all defensive backs and his 370.9 minutes played paced the entire Lions squad. **1986:** Second on the team in interceptions with four. **1985:** Called the team's "most improved defensive back" after finishing fifth on the team in tackles (76). **1984:** Finished the season with 79 tackles and two interceptions. **1983:** Paced Lions in interceptions with seven. **1982:** He missed most of his rookie season with a hand injury suffered in training camp, and as a result played in only four games.

COLLEGE and PERSONAL: Originally drafted as a defensive back/kick returner by Detroit, the fourth-round draft choice has not returned a kickoff or punt during his pro career... McNorton has the distinction of being the first player ever drafted from Georgetown (Ky.) College, where he set school records for career interceptions (24) and single-season and kickoff return average (29.6 yards his senior year)... The two-time All-Conference player was also selected Little All-America in '81... His nickname is "Chili," and he earned that moniker during the '82 training camp after the defensive backs drafted a policy of donating \$1 toward a chili party at the end of camp for every ball missed or dropped and McNorton was the team leader in donations... He was an All-State player at Spruce Creek High in Port Orange, Fla... McNorton and his wife Rosalind, have two daughters Mykeshia and Brittney... His full name is Bruce Edward McNorton.

McNORTON'S CAREER BESTS

Most Tackles: 13 at Minnesota, (11-6-88)
 Most Interceptions: 2, twice (last vs. Minnesota, 11-17-85)
 Most Return Yards: 22 vs. Minnesota, (11-17-85)
 Longest Return: 22 vs. Minnesota, (11-17-85)

McNORTON'S PRO STATISTICS

Year	G/S	Tot.	Tackles		Sacks No./Yds.	Interceptions No./Yds.	Fum. Rec.
			Solo	Asst.			
1982	4/ 0	6	2	4	0/0	0/ 0	0
1983	16/ 8	74	59	15	0/0	7/30	0
1984	16/16	79	54	25	0/0	2/ 0	0
1985	16/16	76	63	13	0/0	2/14	0
1986	16/16	65	52	13	0/0	4/10	2
1987	12/12	64	53	11	0/0	3/20	0
1988	16/16	105	87	18	0/0	1/ 4	4
TOTALS	96/84	469	370	99	0/0	19/78	6

**74****JOE MILINICHIK**

Guard
North Carolina State
3rd Year
HT: 6-5 WT: 275
Born: 3-30-63
(0-3 in '86)

1988: Games - Played 15, Started 15.

With the training camp retirement of Keith Dorney, Joe Milinichik gained the starting position at right guard during the preseason and played admirably...A strong run blocker, he played and started in 15 games, missing the Week 10 game at Minnesota because of a toe injury...Milinichik has shown steady progress in each of three years with the Lions.

CAREER: Games - Played 26, Started 15.

1986 (0/0): Although Milinichik was a third-round selection in '86, he didn't see action in a Detroit uniform until the following season...He had the misfortune of missing his entire rookie season after suffering a dislocated elbow in a locker room fall which forced him to spend the '86 season on injured reserve. **1987 (11/0):** He earned one start in the '87 preseason and got his first regular-season action in the season opener at Minnesota.

COLLEGE and PERSONAL: A four-year starter at North Carolina State, Milinichik earned All-Atlantic Coast Conference honors in his final two seasons with the Wolfpack...He also was named an *AP* and *UPI* honorable mention All-America in 1985...Milinichik played three positions in high school (offensive tackle, nose guard and kicker), as well as pitching for his school's state baseball championship team...The vocational industrial education major is married to the former Kathy Anderson, and they are the parents of one son, Joshua...His full name is Joseph Michael Milinichik.

**31****DEVON MITCHELL**

Free Safety
Univ. of Iowa
3rd Year
HT: 6-1 WT: 194
Born: 12-30-62
(0-4 in '86)

1988: Games - Played 10, Started 9.

Last season's return to action of Devon Mitchell was a welcomed addition for the Lions, after an absence of a little more than a year from competition...It was first believed that Mitchell (who suffered a severe knee injury in the final preseason contest of '87) would resume his playing career during the 1988 preseason, but more rehabilitation was needed which postponed his return until the Lions' Week 7 game against the Giants...Despite missing several weeks of action, Mitchell finished 12th on the squad in tackles with 31, and his three interceptions shared the team lead with linebacker George Jamison...His 90-yard interception return for a TD against Green Bay in Week 14 equalled the sixth-longest in Lions' history.

CAREER: Games - Played 26, Started 25.

A fourth-round draft choice in '86 from the University of Iowa, Mitchell has 101 career tackles and eight interceptions for the Lions...He had an outstanding rookie season of 70 tackles and five interceptions, which culminated in All-Rookie honors from the *Pro Football Writers* and *Pro Football Weekly*.

COLLEGE and PERSONAL: Mitchell shares the Iowa all-time interception record (18) with former Hawkeye and 1939 Heisman Trophy winner Nile Kinnick...A two-time honorable mention All-America (1984-85), Mitchell, who originally joined Iowa as a walk-on, was an All-Big Ten first-team member in '84 and a second-team honoree in '85...He attended Brooklyn Tilden High School, where he was a two-sport athlete (football and baseball)...Originally born in Jamaica, his family moved to New York City when he was six...He and his wife Tanya have two children, Devon, Jr., and Sjonne' and reside in Troy, Mich...His full name is Devon D. Mitchell.

MITCHELL'S CAREER BESTS

Most Interceptions:	2, twice (last vs. Green Bay, 12-4-88)
Most Int. Ret. Yds.:	90 (TD) vs. Green Bay, (12-4-88)
Longest Interception Return:	90 (TD) vs. Green Bay, (12-4-88)
Most Tackles:	8 at Philadelphia, (11-16-86)

MITCHELL'S PRO STATISTICS							
Year	G/S	Tackles			Sacks	Interceptions	Fum.
		Tot.	Solo	Asst.	No./Yds.	No./Yds.	Rec.
1986	16/16	70	51	19	0/0	5/41	0
1987		On Injured Reserve—Did Not Play					
1988	10/ 9	31	22	9	0/0	3/107 (1 TD)	0
TOTALS	26/25	101	73	28	0/0	8/148 (1 TD)	0

**52****STEVE MOTT**

Center
Alabama
7th Year
HT: 6-3 WT: 265
Born: 3-24-61
(D-5b in '83)

1988: Games - Played 16, Started 16.

Did not have the all-around quality season as in year's past, but towards the end of the '88 campaign, Steve Mott may have been one of the Lions' most consistent linemen, according to head coach Wayne Fontes...*"He started slow,"* said Fontes, *"but at the end of the year Steve was perhaps our most consistent player along the line. The key for Steve is to maintain his consistency from the beginning of the season to end."*

continued

Mott continued

CAREER: Games - Played 76, Started 75.

The Lions' second fifth-round pick of the '83 draft, Mott's entrance into the starting lineup (Week 5) coincided with the team's drive to the 1983 Central Division title... After a 1-4 start, Detroit won eight of the last 12 games with Mott at center... He was one of three rookies (along with James Jones and Michael Cofer) to start the '83 play-off game against San Francisco... He missed the final 10 games of the 1984 season after a fracture/dislocated ankle forced him to the sidelines... In 1985, despite a broken ring finger on his snapping hand, Mott started all 16 games... Enjoyed a steady year in 1987, highlighted by strong line play in back-to-back contests against Dallas and Washington, when the offensive line allowed only one sack... Games Played/Started in Yearly Totals: **1987** (11/11), **1986** (14/14), **1985** (16/16), **1984** (6/6), **1983** (13/12).

COLLEGE and PERSONAL: A captain of Paul "Bear" Bryant's last Alabama squad (1982), Mott lettered three seasons for the Crimson Tide and he was a member of the school's 1979 national championship team... In his final season, he was a first-team All-SEC player and honorable mention All-America... He and his wife Julie, a former 'Bama cheerleader, are very active in community and charity projects in both Detroit and their off-season home of Birmingham, Ala... For the fourth straight year, they were instrumental in providing clothes for the needy on Thanksgiving Day with their annual "Lions' Merry Christmas" program... In '86, their program was the subject of Detroit's NFL/United Way segment... He was also the 1985 recipient of the Ed Block Memorial Courage Award, which recognizes men of courage in the NFL and is presented by the East Side Athletic Club of Baltimore to one player on each of the 28 teams... His full name is Walter Stephen Mott, III.



Instant Replay Approved for 1989

For the fourth consecutive season, NFL clubs have approved a limited system of Instant Replay on a one-year basis.

The system stays the same as in 1988. The Replay Official will be assigned a regular officiating crew and will attend crew meetings the day before each game.

The following table outlines the number of reversals and plays closely reviewed by Instant Replay in each of the previous three seasons.

Games	Reversals	Plays Closely Reviewed	
		Games	Reversals
1986	224	38	374
1987	210	57	490
1988	224	53	537

In 1986, the system was approved by a 23-4-1 vote. In 1987, the vote was 21-7. In 1988, replay was cleared by a 23-5 margin. In 1989, the vote was 24-4.

The NFL has discussed Instant Replay in some degree or other since the early 1970s. The League experimented in 1976 and 1978 using two basic frameworks — an independent system using cameras, replay machines, and technicians separate from the network covering the games, and a "no-frills" approach using existing TV coverage.

In 1985, the NFL used the network feed of the nine nationally-televised preseason games to experiment with the basic system which later was adopted for 1986, 1987, and 1988. A total of 28 plays (17 confirmed call, 4 inconclusive, 1 reversed, and 6 no replay shown) were closely examined in the 1985 experiment.

Q—What is the objective of this system?

A—The clubs feel that on certain plays the telecast viewed by the general public should be used to correct an indisputable error. The system will be used to reverse an on-field decision only when the Replay Official has **indisputable visual evidence** available to him that warrants the change.

Q—Who will be involved?

A—The Replay Official (a former NFL or collegiate official) will be positioned in a sideline Replay Booth, which will house two TV monitors and two high-speed VCRs plus radio communications to the on-field officials. The Replay Official makes the decision although a Communicator (normally a member of the League Office staff) and a Technician also will be there to lend logistical help.

Q—Why is the system referred to as "limited" Instant Replay?

A—This system will concentrate on plays of **possession or touching** (e.g. fumbles, receptions, interceptions, muffs) and most plays governed by the **sidelines, goal lines, end lines, and line of scrimmage** (e.g. receiver or runner in or out of bounds, forward or backward passes, breaking the plane of the goal line). It also will be

used to determine whether there are more than 11 men on the field.

Q—Why aren't most fouls included in this system?

A—It is recognized that in most circumstances the on-field officials have the best vantage points involving fouls. It is for this reason that Instant Replay **will not review** a list of the following 26 fouls:

1. Clipping
2. Encroachment or offsides
3. Grasp of facemask
4. False start
5. Defensive pass interference
6. Offensive pass interference
7. Offensive holding and illegal use of hands
8. Illegal batting or punching ball
9. Illegal block on free kick or scrimmage kick
10. Illegal crackback
11. Illegal motion
12. Illegal use of forearm or elbow
13. Illegal use of hands by defense
14. Illegally kicking ball
15. Illegally snapping ball
16. Intentional grounding
17. Member of punting team downfield early
18. Illegal formation
19. Palpably unfair act
20. Piling on
21. Roughing the passer
22. Running into/roughing kicker
23. Striking, kicking, or kneeling
24. Unnecessary roughness
25. Unsportsmanlike conduct
26. Use of helmet as a weapon

Q—Is the television network carrying the game part of the review process?

A—No. Although the Replay Official will be viewing the live network feed, there is no communication to television personnel as to which plays to show or not to show.

Q—What is the step-by-step procedure of a play review?

A—The Replay Official will view game action and a play will be replayed immediately on one of the two monitors, while the other one continues to record the live feed.

The Replay Official makes a determination if further study of the play is needed. If not, there is no contact with the field and play continues without interruption.

If the Replay Official believes an error may have been made the Umpire will be contacted via a headset.

The Replay Official will watch replay(s) on one or both monitors and complete his review within a reasonable period after the play is over.

The Replay Official will inform the Umpire of his decision, and the Referee will make the appropriate announcement on the wireless microphone.

**3****EDDIE MURRAY**

Placekicker
Tulane
10th Year
HT: 5-10 WT: 180
Born: 8-29-56
(0-7 in '80)

NOTABLES: Eddie Murray is approaching the ranks of the all-time NFL Top Twenty scoring leaders with his 847 points...Of those players who were active in '88, Tony Franklin (872 points), Murray, and Matt Bahr (807) stand next in line to enter the Top Twenty...In 19th place with 903 points is ex-Pittsburgh star Roy Gerela, and in 20th place is Cincinnati's Jim Breech with 897.

1988: Games - Played 16, Started 0.

Although one-half of Detroit's special teams kicking combination earned Pro Bowl honors, there were several around the league who believed Murray should have been included among the NFC's elite...Murray, who has always ranked among the NFL leaders in field goal accuracy, tied a league seasonal mark in that category last season after connecting on 20-of-21 three-pointers for a 95.24 accuracy percentage (a mark also held by Washington's Mark Moseley)...The honorable mention NFL All-Pro (AP) and Pro Bowl alternate led the Lions in scoring for the ninth straight season with 82 points, missing only one FG and one PAT (22-of-23)...His longest field goal of the year was a 48-yarder at Minnesota (Week 10)...It was only the second time in his nine-year career that Murray did not make a FG from 50-yards-or-more in a season.

CAREER: Games - Played 131, Started 0.

The all-time Lions' scoring leader, Murray has made 271-of-276 PATs (.981), and 192-of-257 FGs (.747) over his career...A seventh-round pick in the '80 draft, Murray also owns the Detroit record consecutive FGs made with 12 (achieved through the final six games of '85)...Has hit on 77.8% of his field goals over the last seven seasons (140-of-180)...He has twice tied Glenn Presnell's Detroit record 54-yard FG, at Cincinnati (12-11-83) and in the '83 playoffs vs. San Francisco (12-31-83)...Murray had a banner rookie season (1980) when he led the NFL in scoring (116 points) and became the first and only rookie to be named the Pro Bowl's MVP after his four FGs iced a 21-7 NFC win...Shared the league scoring title with Dallas' Rafael Septien in 1981 with a career-high 121 points...His first pro kickoff (vs. Rams, 9-7-80) was returned 98 yards for a TD by Drew Hill...Murray has scored 12 points in playoff games, including 11 in a 24-23 loss to the 49ers on New Year's Eve in 1983...His 43-yard FG attempt sailed wide right with five seconds remaining.

COLLEGE and PERSONAL: The holder of virtually every kicking record in Tulane history, Murray was inducted into the Tulane Hall of Fame in 1987...An education major, Murray was born in Halifax, Nova Scotia, and attended high school in Victoria, British Columbia after spending much of his childhood in England...An active participant in charity and community activities, he was a two-time Lions' nominee (1985-86) for the NFLPA's Byron "Whizzer" White Humanitarian Award...He was also honored as the team's NFL/Lite Man of the Year for '84 and '85, and was the March of Dimes (SE Michigan chapter) Athlete-Citizen of the Year in '85...An outstanding racquetball player and golfer, Murray spends his days during the season as well as off-season as an employee of Bulk International, a retail store with a bulk food emphasis...His nickname is "Money" — as in "On the Money"...A resident of Southfield, Mich., Edward Peter Murray has one son, Robbie.

MURRAY'S CAREER BESTS

Most FG Attempts:	5, five times (last at Minnesota, 9-13-87)
Most FGs Made:	5 vs. Green Bay, (9-14-80)
Longest FG Made:	54, twice (last at 49ers (*), 12-31-83)
Highest FG Accuracy:	95.24%, 1988 — tied an NFL RECORD
Most PAT Attempts:	6, three times (last vs. Pittsburgh, 11-24-83)
Most Consecutive PATs:	6, same as above
Most Points:	17 vs. Green Bay (9-14-80)

(*) NFL Playoff Game Record

MURRAY'S PRO STATISTICS

Year	G	Kick Scoring					No.	Yds.	Punting			LG	Blk
		PATs	FGs	L	Pts.				Avg.	I20			
1980	16	35-36	27-42	52	116		0	0	-	0	0	0	0
1981	16	46-46	25-35	53	121		0	0	-	0	0	0	0
1982	7	16-16	11-12	49	49		0	0	-	0	0	0	0
1983	16	38-38	25-32	54	113		0	0	-	0	0	0	0
1984	16	31-31	20-27	52	91		0	0	-	0	0	0	0
1985	16	31-33	26-31	51	109		0	0	-	0	0	0	0
1986	16	31-32	18-25	52	85		1	37	37.0	0	37	0	0
1987	12	21-21	20-32	53	81		4	155	38.8	1	46	0	0
1988	16	22-23	20-21	48	82		0	0	-	0	0	0	0
TOTALS	131	271-276	192-257	54	847		5	192	38.4	1	46	0	0

Year	Field Goal Accuracy						Total/Pct.
	1-19	20-29	30-39	40-49	50+		
1980	0-1	9-9	10-13	7-15	1-4		27-42/.643
1981	1-1	5-5	9-14	7-11	3-4		25-35/.714
1982	0-0	6-6	2-2	3-4	0-0		11-12/.917
1983	0-0	6-6	13-15	3-7	3-4		25-32/.781
1984	1-1	1-2	5-7	12-13	1-4		20-27/.741
1985	2-2	5-7	11-12	6-7	2-3		26-31/.839
1986	2-2	1-2	7-8	6-8	2-5		18-25/.720
1987	1-1	6-6	7-12	5-11	1-2		20-32/.625
1988	1-1	8-8	9-9	2-2	0-1		20-21/.952
TOTALS	8-9	47-51	73-92	51-78	13-27		192-257/.747

Game-Winning Field Goals

Date	Opponent	Score	Distance	Time Left
11-15-81	Dallas	27-24	47	0:00*
11-20-83	Green Bay	23-20	37	6:30**
9-9-84	Atlanta	27-24	48	9:54**
10-21-84	Minnesota	16-14	41	0:49*
11-16-86	Philadelphia	13-11	41	0:12*

*4th Quarter

**Overtime

Field Goals By Location/Surface

Indoor FGs: 111-143 (.776); Home FGs: 94-124 (.758); Artificial Turf FGs: 135-176 (.767);
Outdoor FGs: 81-114 (.711); Road FGs: 98-133 (.737); Natural Turf FGs: 57-81 (.704)



26

CARL PAINTER

Running Back
Hampton Institute
2nd Year
HT: 5-9 WT: 185
Born: 5-10-64
(0-6 in '88)

CAREER and 1988: Games - Played 11, Started 0.

A speedster whose talents could be well-suited for the "Silver Stretch," Carl Painter saw limited action last year in the Lions' backfield...Used more as a kick returner than running back, Painter was the second-leading kickoff returner for the Lions in 1988 with 17 returns for 347 yards (20.4 average)...He also rushed for 42 yards on 17 carries (2.5 avg.)...Painter got his first opportunity to carry the ball in Week 4 action vs. the New York Jets, when he rushed for a season-high 28 yards on seven attempts.

COLLEGE and PERSONAL: A multi-talented athlete with excellent speed in the open field, Painter was Detroit's sixth-round draft pick in the 1988 draft...The Hampton Institute running back established career mark for rushing yardage (3,223) and attempts (628)...He was a first-team Little All-America and a first-team All-Central Intercollegiate selection his senior year...An All-District and All-Area selection at Booker T. Washington (Norfolk) High, Painter also competed on the school's track team...His full name is Carl Drew Painter.

PAINTER'S PRO STATISTICS

Year	G/S	No.	Rushing				No.	Kickoff Returns			
			Yds.	Avg.	Long	TD		Yds.	Avg.	Long	TD
1988	11/0	17	42	2.5	13	0	17	347	20.4	32	0

Receiving—1 reception, 1 yard.



47

RAY ROUNDTREE

Wide Receiver
Penn State
2nd Year
HT: 6-0 WT: 182
Born: 4-19-66
(0-3 in '88)

CAREER and 1988: Games - Played 4, Started 0.

The first receiver drafted by the Lions in '88 (third-round), Ray Roundtree saw limited action in his rookie season...After appearing in four of the first five games, Roundtree was placed on the team's injured reserve list prior to the Week 8 game against Kansas City because of back problems.

COLLEGE and PERSONAL: During his career at Penn State, Roundtree averaged 20.5 yards per catch, hauling in 46 passes and scoring nine times...As a senior, he caught 14 receptions for 347 yards and five TDs...Roundtree was originally signed as a quarterback from South Aiken (S.C.) High, where he was an All-South Carolina and Parade All-American...His full name is Raymond Anthony Roundtree.

MURRAY'S CAREER BESTS

Most FG Attempts:	5, five times (last at Minnesota, 9-13-87)
Most FGs Made:	5 vs. Green Bay, (9-14-80)
Longest FG Made:	54, twice (last at 49ers (*), 12-31-83)
Highest FG Accuracy:	95.24%, 1988 — tied an NFL RECORD
Most PAT Attempts:	6, three times (last vs. Pittsburgh, 11-24-83)
Most Consecutive PATs:	6, same as above
Most Points:	17 vs. Green Bay (9-14-80)

(*) NFL Playoff Game Record

MURRAY'S PRO STATISTICS

Year	G	PATs	Kick Scoring				No.	Yds.	Punting		LG	Blk
			FGs	L	Pts.				Avg.	I20		
1980	16	35-36	27-42	52	116	0	0	-	0	0	0	0
1981	16	46-46	25-35	53	121	0	0	-	0	0	0	0
1982	7	16-16	11-12	49	49	0	0	-	0	0	0	0
1983	16	38-38	25-32	54	113	0	0	-	0	0	0	0
1984	16	31-31	20-27	52	91	0	0	-	0	0	0	0
1985	16	31-33	26-31	51	109	0	0	-	0	0	0	0
1986	16	31-32	18-25	52	85	1	37	37.0	0	37	0	0
1987	12	21-21	20-32	53	81	4	155	38.8	1	46	0	0
1988	16	22-23	20-21	48	82	0	0	-	0	0	0	0
TOTALS	131	271-276	192-257	54	847	5	192	38.4	1	46	0	0

Field Goal Accuracy

Year	1-19	20-29	30-39	40-49	50+	Total/Pct.
1980	0-1	9-9	10-13	7-15	1-4	27-42/.643
1981	1-1	5-5	9-14	7-11	3-4	25-35/.714
1982	0-0	6-6	2-2	3-4	0-0	11-12/.917
1983	0-0	6-6	13-15	3-7	3-4	25-32/.781
1984	1-1	1-2	5-7	12-13	1-4	20-27/.741
1985	2-2	5-7	11-12	6-7	2-3	26-31/.839
1986	2-2	1-2	7-8	6-8	2-5	18-25/.720
1987	1-1	6-6	7-12	5-11	1-2	20-32/.625
1988	1-1	8-8	9-9	2-2	0-1	20-21/.952
TOTALS	8-9	47-51	73-92	51-78	13-27	192-257/.747

Game-Winning Field Goals

Date	Opponent	Score	Distance	Time Left
11-15-81	Dallas	27-24	47	0:00*
11-20-83	Green Bay	23-20	37	6:30**
9-9-84	Atlanta	27-24	48	9:54**
10-21-84	Minnesota	16-14	41	0:49*
11-16-86	Philadelphia	13-11	41	0:12*

*4th Quarter

**Overtime

Field Goals By Location/Surface

Indoor FGs: 111-143 (.776); Home FGs: 94-124 (.758); Artificial Turf FGs: 135-176 (.767);
Outdoor FGs: 81-114 (.711); Road FGs: 98-133 (.737); Natural Turf FGs: 57-81 (.704)



86

MARK NICHOLS

Wide Receiver
San Jose State
6th Year
HT: 6-2 WT: 208
Born: 10-29-59
(D-1 in '81)

1989: Mark Nichols was re-signed by the Lions on March 15, after he was released by the club during last season's training camp...With a new offensive system employed by the Lions this year, Nichols has worked himself into excellent shape and is anxious to rejoin the NFL ranks.

CAREER: Games - Played 76, Started 36.

Detroit's first selection in the '81 draft, Nichols was the 16th player chosen overall...A fractured shoulder blade and inconsistent play limited him to just 10 catches his rookie year...In 1982, his first pro TD reception came in a 27-24 Lions win over Dallas (11-15-81) on a six-yard pass from Eric Hipple...His career-high for receptions in a game is five and he has done that three times (most recent vs. Minnesota, 10-21-84)...Nichols' longest catch came on a 77-yard pass from Gary Danielson against Tampa Bay (9-16-84)...He has 124 career receptions for 2,235 yards and nine TDs, and has also rushed for 108 yards on nine carries.

COLLEGE and PERSONAL: Nichols finished his career as San Jose State's third all-time leading receiver with 48 catches for 1,217 yards and 16 TDs...A product of Bakersfield (Calif.) High, he was a three-sport athlete (football, basketball and track) there...He lives in Rochester, Mich., with his wife Terri and son Matthew...His full name is Mark Stephen Nichols.

NICHOLS' CAREER BESTS

Most Receptions: 5, three times (last vs. Minnesota, 10-21-84)
Most Receiving Yards: 117 vs. Minnesota, (10-21-84)
Longest Reception: 77 vs. Tampa Bay, (9-16-84)
Most Receiving TDs: 2 vs. Tampa Bay, (9-29-85)

NICHOLS' PRO STATISTICS

Year	G/S	Rec.	Receiving				Att.	Rushing			
			Yds.	Avg.	Long	TD		Yds.	Avg.	Long	TD
1981	12/ 0	10	222	22.2	59	1	3	50	16.7	30	0
1982	7/ 3	8	153	19.1	48t	2	1	3	3.0	3	0
1983	16/11	29	437	15.1	46	1	1	13	13.0	13	0
1984	15/ 9	34	744	21.9	77t	1	3	27	9.0	13	0
1985	14/12	36	592	16.4	43	4	1	15	15.0	15	0
1986	Did Not Play—(On Physically Unable to Perform)										
1987	12/ 1	7	87	12.4	23	0	0	0	0.0	0	0
TOTALS	76/36	124	2,235	18.0	77t	9	9	108	12.0	30	0



49

TONY PAIGE

Fullback
Virginia Tech
6th Year
HT: 5-10 WT: 235
Born: 10-14-62
(FA in '87)

1988: Games - Played 16, Started 2.

After very limited duty with Detroit in '87, Tony Paige showcased his talents last season...A strong blocker and good inside runner, Paige set personal highs in every category last year...In addition to running for a career-high 207 yards on 52 carries, his 4.0-yards per carry average was the highest among Lions' RBs a year ago...He rushed for a personal-high 49 yards at Chicago (12-11-88), and delivered a key block on NFC MVP Mike Singletary on a Garry James' one-yard TD run which gave the Lions a 12-10 led in the final quarter...Paige also grabbed a high of five receptions for 50 yards against the Giants (10-30-88).

CAREER: Games - Played 69, Started 20.

In five seasons of action, Paige has rushed for 617 yards on 193 attempts and 17 TDs...He signed with the Lions on Nov. 19 of the '87 season after the Lions' backfield was hard-hit by injuries...As a member of the New York Jets (1984-86), his best season came in '85 when he gained 158 yards rushing and 120 yards receiving...He was the Jets' second-leading scorer that season with 60 points (eight TDs rushing, two receiving) behind PK Pat Leahy...Earned the nickname "Spike" from his N.Y. teammates after spraining his ankle spiking the football vs. Miami.

COLLEGE and PERSONAL: A four-year letterman at Virginia Tech, Paige was primarily a blocking back...He had career totals of 973 yards on 209 attempts and two TDs...An All-South Independent selection as a junior, Paige was a college roommate of Buffalo's Bruce Smith...He has been active in community-related activities in his hometown area of Hyattsville, Md./Washington, D.C. throughout his career...Paige's wife name is Tonya and they reside in Silver Springs, Md....His full name is Anthony R. Paige.

PAIGE'S CAREER BESTS

Most Rushing Attempts: 12, twice (last vs. Giants, 10-30-88)
Most Rushing Yards: 49 at Chicago, (12-11-88)
Longest Rush: *30 vs. Cleveland, (12-22-85)
Most Receptions: 5, twice (last vs. Giants, 10-30-88)
Most Receiving Yards: 50 vs. N.Y. Giants, (10-30-88)
Longest Reception: *19 at L.A. Raiders, (9-8-85)
(* with N.Y. Jets)

PAIGE'S PRO STATISTICS

Year	G/S	Att.	Rushing				Receiving				
			Yds.	Avg.	Long	TD	Rec.	Yds.	Avg.	Long	TD
1984 Jets	16/ 3	35	130	3.7	24	7	6	31	5.2	10	1
1985 Jets	16/ 8	55	158	2.9	30	8	18	120	6.7	19	2
1986 Jets	16/ 7	47	109	2.3	9	2	18	121	6.7	18	0
1987 Det.	5/ 0	4	13	3.3	6	0	2	1	0.5	3	0
1988 Det.	16/ 2	52	207	4.0	20	0	11	100	9.1	15	0
TOTALS	69/20	193	617	3.2	30	17	55	373	6.8	19	3



26

CARL PAINTER

Running Back
Hampton Institute
2nd Year
HT: 5-9 WT: 185
Born: 5-10-64
(0-6 in '88)

CAREER and 1988: Games - Played 11, Started 0.

A speedster whose talents could be well-suited for the "Silver Stretch," Carl Painter saw limited action last year in the Lions' backfield...Used more as a kick returner than running back, Painter was the second-leading kickoff returner for the Lions in 1988 with 17 returns for 347 yards (20.4 average)...He also rushed for 42 yards on 17 carries (2.5 avg.)...Painter got his first opportunity to carry the ball in Week 4 action vs. the New York Jets, when he rushed for a season-high 28 yards on seven attempts.

COLLEGE and PERSONAL: A multi-talented athlete with excellent speed in the open field, Painter was Detroit's sixth-round draft pick in the 1988 draft...The Hampton Institute running back established career mark for rushing yardage (3,223) and attempts (628)...He was a first-team Little All-America and a first-team All-Central Intercollegiate selection his senior year...An All-District and All-Area selection at Booker T. Washington (Norfolk) High, Painter also competed on the school's track team...His full name is Carl Drew Painter.

PAINTER'S PRO STATISTICS

Year	G/S	No.	Rushing				No.	Kickoff Returns			
			Yds.	Avg.	Long	TD		Yds.	Avg.	Long	TD
1988	11/0	17	42	2.5	13	0	17	347	20.4	32	0

Receiving—1 reception, 1 yard.



47

RAY ROUNDTREE

Wide Receiver
Penn State
2nd Year
HT: 6-0 WT: 182
Born: 4-19-66
(0-3 in '88)

CAREER and 1988: Games - Played 4, Started 0.

The first receiver drafted by the Lions in '88 (third-round), Ray Roundtree saw limited action in his rookie season...After appearing in four of the first five games, Roundtree was placed on the team's injured reserve list prior to the Week 8 game against Kansas City because of back problems.

COLLEGE and PERSONAL: During his career at Penn State, Roundtree averaged 20.5 yards per catch, hauling in 46 passes and scoring nine times...As a senior, he caught 14 receptions for 347 yards and five TDs...Roundtree was originally signed as a quarterback from South Aiken (S.C.) High, where he was an All-South Carolina and Parade All-American...His full name is Raymond Anthony Roundtree.



51

SHELTON ROBINSON

Linebacker
North Carolina
8th Year
HT: 6-2 WT: 236
Born: 9-14-60
(Trade in '86)

1988: Games - Played 13, Started 0.

A capable backup, Shelton Robinson's playing time diminished with the arrival of rookie Chris Spielman... After averaging double-digit tackles over his career, Robinson had only nine stops in 1988 — three of which came via the special teams against New Orleans, including one crushing blow to ex-Saint and present teammate Mel Gray on a kickoff return... *"Shelton Robinson has been a very adequate reserve linebacker for us on the inside,"* said Lions' head coach Wayne Fontes. *"He's very good at the point of attack, probably as good a backup player as we had last year."*

CAREER: Games - Played 97, Started 51.

Acquired by the Lions in '86 from Seattle for a fifth-round draft choice (in '87), Robinson recorded 63 tackles in his first season with the club... He followed that up with 67 stops and two fumble recoveries in '87... During his Seattle career, Robinson missed only one game — and it was a costly one... He had started 31-of-32 games in the 1983 and 1984 seasons, but after starting the first three games of '85, a bruised sidelined him and eventually cost him his position (to LB Fredd Young)... A free agent signee in 1982, he took over the Seattle starting left inside line-backer spot when the team switched to the "34" defense in 1983.

COLLEGE and PERSONAL: Robinson was a three-year letterman at North Carolina at tight... He also played defensive back and linebacker for the Tar Heels before moving to offense as a freshman... The three-year starter caught only one pass as a sophomore and junior, but in his senior year (1981), Robinson had 13 receptions for 93 yards and two TDs... An industrial relations major, he attended Aycok High School in Pikeville, N.C., where he lettered in football and participated in track and basketball... His full name is Shelton Derrick Robinson.


ROBINSON'S CAREER BESTS*

Most Tackles: 15 vs. Denver, (1-2-83)
Most Fumble Recoveries: 2 vs. Chicago, (9-23-84) (* both with Seattle)

ROBINSON'S PRO STATISTICS

Year	G/S	Tot.	Tackles Solo	Asst.	Sacks No./Yds.	Interceptions No./Yds.	Fum. Rec.
1982 Sea.....	9/ 1	32	*	*	0 /0	0/ 0	0
1983 Sea.....	16/15	95	*	*	1 1/2/*	1/18	4
1984 Sea.....	16/16	93	*	*	1/2/*	0/ 0	4
1985 Sea.....	15/ 3	17	*	*	0 /0	0/ 0	1
1986 Det.....	16/ 4	63	46	17	1/2/3	0/ 0	0
1987 Det.....	12/12	67	56	11	0 /0	0/ 0	2
1988 Det.....	13/ 0	9	8	1	0 /0	0/ 0	0
TOTALS	97/51	376	*	*	2 1/2/*	1/18	11

(*Only total tackles kept at Seattle; solos, assists, and sack yardage not available.)



**73****HARVEY SALEM**

Tackle-Guard
California
7th Year
HT: 6-6 WT: 285
Born: 1-15-61
(Trade in '86)

1988: Games - Played 16, Started 16.

One of the Lions' most consistent linemen of last season, Harvey Salem is a strong, excellent pass blocker who has the ability to earn Pro Bowl status in '89...During the off-season, Salem signed a new, multi-year contract with the club...Along with tackle Lomas Brown, the duo ranks as two of the best in the NFL.

CAREER: Games - Played 71, Started 68.

Although his height might prevent it, Salem has played every offensive line spot for the Lions except center over his career...Acquired by Detroit during Week 4 of the '86 season (for a second-round pick in 1987) from Houston after a lengthy training camp holdout, Salem immediately moved into the Lions lineup at right guard, but switched to left guard the next week and remained there the rest of the season...In 1987 after rotating between left tackle and right guard, Salem replaced right tackle Rich Strenger in the starting lineup (in Week 8 action) and he has remained there ever since...He was a second-round selection by the Oilers in 1983 (30th player overall), and in his first season he was named to the NFL All-Rookie team by the *Pro Football Writers Association* and *Pro Football Weekly* after starting all 16 games at right tackle...Salem spent the next two seasons with the Oilers at left tackle before moving to guard early in the '86 season, just prior to his trade to the Lions in '86...For every Lions' victory, Salem donates \$500 to various charities...Games Played/Started in Yearly Totals: **1987** (11/11), **1986** (13/13), **1985** (14/13), **1984** (16/15), **1983** (16/16).

COLLEGE and PERSONAL: Named to several All-America teams in his final two seasons, Salem was also named first-team All-America by *The Sporting News* his senior year at Cal-Berkeley (1982)...An excellent student, he was also named an Academic All-America as a junior and senior...He finished college with a 3.5 GPA in psychology...The two-time All-Pac Ten first-team member also earned all-academic honors in the conference for three consecutive seasons...Salem, a member of the Strength All-America team as a senior, also threw the shot put on the Cal track team...Salem had a rather eventful '89 off-season after travelling to China along with seven other NFLPA members to conduct football clinics in the country — it occurred just prior to the time of the student demonstrations this summer...A native and resident of Berkeley, his full name is Harvey M. Salem.



**64****ERIC SANDERS**

Guard-Tackle
Nevada-Reno
9th Year
HT: 6-7 WT: 280
Born: 10-22-58
(Waivers in '86)

1988: Games - Played 16, Started 0.

The tallest among the Lions' offensive linemen, Eric Sanders is a veteran who gives Detroit great versatility...With the ability to play both guard and tackle positions, he is always available in emergency situations...In addition to his duties as Lomas Brown's backup at left tackle and the team's long snapper on punts, Sanders gained a great deal of playing time in '88 at left guard...He also had one tackle from his special teams duties.

CAREER: Games - Played 106, Started 18.

In his first full season with the Lions in '87, Sanders saw action in 12 games...He joined the club via waivers (11-18-86) from Atlanta and played briefly in Detroit's final three games that season...He handled the long snapping duties in those games and filled in at tackle in one contest (at Pittsburgh)...He started three games at right tackle for the Falcons before going on injured reserve with a back injury in '86...The fifth-round choice of the Falcons in '81, Sanders started six games in his rookie season...Despite his long-snapping ability, Sanders has not played at center during his career...Games Played/Started in Yearly Totals: **1987** (12/0), **1986** (11/3), **1985** (16/7), **1984** (10/2), **1983** (16/0), **1982** (9/0), **1981** (16/6).

COLLEGE and PERSONAL: Because of a heavy academic load, Sanders did not play football until his junior year at Nevada-Reno...A pre-med student, his college major was nutrition...He and his wife, Irene, live in Alpharetta, Ga....Sanders prepped at Wooster High in Reno, Nev., where he was a member of the school's snow skiing team...His full name is Eric Downer Sanders.

**72****CURT SINGER**

Tackle
Tennessee
3rd Year
HT: 6-5 WT: 279
Born: 11-4-61
(FA in '88)

1988: Games - Played 3, Started 0.

Signed as a free agent on September 15, Curt Singer was released by the Seattle Seahawks on August 29 of last season...He spent most of the year with the Lions on the inactive list, and he did not participate in a game until Week 14 action against Green Bay...Singer saw limited action in the last three games of the season.

CAREER: Games - Played 14, Started 0.

Originally the sixth-round draft choice in '84 of the Washington Redskins, Singer spent that season on injured reserve with a training camp back injury...He was released by the Redskins during the 1985 preseason...After signing with Seattle in April '86, Singer played in 11 games as a reserve tackle and special teams performer...Games Played/Started in Yearly Totals: **1987 (IR), 1986 (11/0), 1984 (IR)**.

COLLEGE and PERSONAL: A two-year starter at Tennessee, Singer did not miss a starting assignment in his final two years...Attended Hopewell High in Aliquippa, Pa., where he lettered in football and baseball...He has also worked part-time for the Knoxville Police Department...He and his wife Cynthia had their first child on Dec. 17 of last year, Jennifer Joy.



54

CHRIS SPIELMAN

Inside Linebacker
Ohio State
2nd Year
HT: 6-1 WT: 247
Born: 10-11-65
(0-2a in '88)

CAREER and 1988: Games - Played 16, Started 16.

Termed by one prognosticator as a "possible reach" pick by the Lions, the selection of Chris Spielman paid huge dividends and more last season...A player who displays exceptional ability to get to the ball, Spielman set team defensive tackles record in his rookie season by registering 153 tackles (118 unassisted) to break the mark of 148 held by Ken Fantetti in 1981...In addition to recording 10-or-more tackles on six occasions, he had a season-high 16 against Minnesota (11-6)...Spielman's desire and determination are unparalleled...He earned numerous post-season honors, including *USA Today's* NFC Defensive Rookie of the Year award, NFL Defensive Rookie of the Year honors from *College and Pro Football Newsweekly*, NFL All-Rookie honors (*UPI* and *C&PFW*) and a spot on the 1988 All-Madden Team category of "Just Guys" — players who simply deserve to be on the team, regardless of position...He also finished second in balloting for the *Associated Press's* NFL Defensive Rookie of the Year award behind Jets' CB Erik McMillen...Is much quicker than most realize...Ran a 4.7 forty at this year's mini-camp...

COLLEGE and PERSONAL: Spielman, a June '89 graduate of Ohio State with a degree in education, was Detroit's first second-round pick in the 1988 draft...He concluded his playing career with the Buckeyes as the school's third all-time leading tackler with 546, and capped a fine senior season by winning the **Lombardi Award**...A two-time All-America and three-time All-Big Ten selection, Spielman led OSU in tackles in his final two seasons with 205 as a junior and 156 as a senior...The high school All-America at Washington (Massillon, Ohio) High was selected the top high school linebacker in the nation by *Parade Magazine*...He and present Lions' CB William White were teammates at OSU...Spielman married the former Stefanie Belcher on June 24 of this year...His full name is Charles Christopher Spielman.

SPIELMAN'S CAREER BESTS

Most Tackles: 16 at Minnesota, (11-6-88)

continued

SPIELMAN'S PRO STATISTICS

Year	G/S	Tot.	Tackles Solo	Asst.	Fum. Rec.
1988	16/16	153	118	35	1



21

WILLIE TULLIS

Cornerback
Troy State
9th Year
HT: 5-11 WT: 195
Born: 4-5-58
(FA in '89)

1988: Games - Played 16, Started 9.

Willie Tullis, who became the seventh '89 free-agent signing for the Lions under the newly-created NFL system, spent the past two seasons with the Indianapolis Colts...He led the team in interceptions with four for 36 yards, and also registered 56 total tackles Colts...He led the team in interceptions with four for 36 yards, and also registered 56 total tackles (10th on the team) and one quarterback sack (vs. New England, 11-27)...Tullis also had a season-high seven tackles on two occasions (vs. Chicago, 9-11; at Cleveland, 9-19).

CAREER: Games - Played 106, Started 56.

In his first season with the Colts ('87), Tullis grabbed three interceptions and totalled 32 tackles after making the team as a free agent. **1986:** He played in seven games with New Orleans before being waived...Tullis returned two punts for 10 yards and two kickoffs for 14.0 average. **1985:** Joined the Saints as a free agent after the second game of the season...In 14 games, he grabbed two interceptions and led the club with an 8.3 punt return average and 20.9 kickoff return average. **1984:** Led Houston with four interceptions while recording 70 tackles (52 solos). **1983:** Oilers' interception leader with five, including a career-long 44-yard return...Also had 50 tackles. **1982:** Totalled 25 tackles (19 solos), and had five kickoff returns for 91 yards. **1981:** Registered fifth-best kickoff return average in NFL and third-best in NFC with a 24.3 mark on 32 attempts...Had one kickoff returned for 95 yards and a TD against the Rams (9-6)...Picked in the eighth round by the Oilers in the '81 draft.

COLLEGE and PERSONAL: A quarterback at Troy State, Tullis earned first-team Kodak All-America honors in 1980...He was also named that season Offensive Player-of-the-Year in the Gulf South Conference...The criminal justice major attended Headland (Ala.) High School...His full name is Willie James Tullis.

TULLIS' CAREER BESTS

Most Tackles: 12 vs. Cincinnati, (10-7-84)
(with Houston)

TULLIS' PRO STATISTICS

Year	G/S	Tot.	Tackles Solo	Asst.	Sacks No./Yds.	Interceptions No./Yds.	Fum. Rec.
1981 Hous.	16/ 0	*	*	*		0/ 0	0
1982 Hous.	9/ 3	25	19	6		0/ 0	0
1983 Hous.	16/16	50	*	*		5/65	0
1984 Hous.	16/15	70	52	18		4/48	0
1985 N.O.	14/ 1	*	*	*		2/22	0
1986 N.O.	7/ 0	*	*	*		0/ 0	0
1987 Ind.	12/12	32	27	5		3/ 0	0
1988 Ind.	16/ 9	56	46	10	1/*	4/36	0

TOTAL GAMES: 106/56

(* totals not available)

Additional statistics for Tullis: Kickoff Returns (career) — 63 for 1,384 yards
and one TD... Punt Returns (career) — 25 for 207 yards.



35

WILLIAM WHITE

Cornerback
Ohio State
2nd Year
HT: 5-10 WT: 191
Born: 2-19-66
(D-4 in '88)

CAREER and 1988: Games - Played 16, Started 0.

A fourth-round selection a year ago, William White registered 16 tackles in his first season and recovered one fumble for the Lions... Not blessed with great speed, White's intelligence on the field makes up for it with fine anticipation coverage... He had a season-high three tackles at San Francisco (10-2)... Saw a lot of action on special teams.

COLLEGE and PERSONAL: White registered 178 career tackles at Ohio State, where he majored in mechanical engineering... The first-team All-Big Ten selection also grabbed 16 interceptions and scored two TDs over his four years with the Buckeyes... A two-way player at Lima (Ohio) High, White ran for 1,444 yards and 12 TDs as a senior and caught two other TDs... His full name is William Eugene White.

WHITE'S CAREER BESTS

Most Tackles: 3 at San Francisco, (10-2-88)

WHITE'S PRO STATISTICS

Year	G/S	Tot.	Tackles Solo	Asst.	Fum. Rec.
1988	16/0	16	15	1	1

**76****ERIC WILLIAMS**

Defensive End
Washington State
6th Year
HT: 6-4 WT: 286
Born: 2-24-62
[D-3a in '84]

1988: Games - Played 16, Started 16.

One of the Lions' mainstays along the defensive line, Eric Williams had a solid year in '88, finishing ninth on the team in tackles with 43 (34 solos)...That total was the highest among the team's linemen...He also equalled his career-high sack total with 6½ to place second on the squad in that category...Tough against the run, Williams had a season-high six tackles on two occasions (back-to-back games at Minnesota, 11-6, and vs. Tampa Bay, 11-13)...He also had two quarterback sacks (both of Bill Kenney) in the Lions' 7-6 win over Kansas City (10-23).

CAREER: Games - Played 67, Started 56.

Williams enters the season with 212 career tackles (174 solos), 18 sacks and one interception. **1987:** Returned to the defensive end position (from nose tackle) and led Detroit's defensive linemen with 38 tackles. **1986:** Had a career-high 62 tackles to lead Lions' linemen, in addition to three sacks, one interception, one fumble recovery and one blocked field goal. **1985:** Racked up 60 tackles and 6½ sacks in 12 games before suffering a season-ending neck injury. **1984:** A third-round pick in '84, Williams earned one starting assignment as a rookie, but played sparingly in the eight games he participated in (nine tackles).

COLLEGE and PERSONAL: An All-America defensive lineman at Washington State in '83, Williams was a teammate of another Cougar All-America, present Vikings' lineman Keith Millard...He was also a first-team All-Pac 10 and All-West Coast selection as a senior ('83) and played in the Senior Bowl game...Majorred in agricultural economics at Washington State...Williams is the son of former Lions' second-round pick Roy Williams, who was released by Detroit and then played with the 49ers from 1958-64...He rushed for over 200 yards (at fullback) in his final high school game at Stockton's St. Mary High...His full name is Eric Michael Williams.

WILLIAMS' CAREER BESTS

Most Tackles: 11, three times (last at Philadelphia, 11-16-86)
Most Sacks: 2 at Philadelphia, (11-16-86)
Most Interceptions: 1 vs. Dallas, (9-14-86)

WILLIAMS' PRO STATISTICS

Year	G/S	Tackles			Sacks No./Yds.	Interceptions No./Yds.	Fum. Rec.
		Tot.	Solo	Asst.			
1984	12/ 1	9	7	2	0 / 0	0/0	0
1985	12/12	60	51	9	6½/ 53	0/0	1
1986	16/16	62	52	10	3 / 23	1/2	1
1987	11/11	38	30	8	2 / 16	0/0	0
1988	16/16	43	34	9	6½/ 51	0/0	0
TOTALS	67/56	212	174	38	18 /143	1/2	2

**59****JIMMY WILLIAMS**

Linebacker
Nebraska
8th Year
HT: 6-3 WT: 230
Born: 11-15-60
(0-1 in '82)

1988: Games - Played 5, Started 5.

Last season was a disappointing one for Lions' linebacker Jimmy Williams, who got off to a good start, but a knee injury after Week 5 action at San Francisco placed him on the injured reserve list for the remainder of the season...He registered only 26 tackles on the year, two sacks and one interception...His best game of the season came in Week 2 against the Rams, when he led the team with eight tackles, and also added one sack...Williams was replaced in the lineup by George Jamison, who filled in admirably.

CAREER: Games - Played 81, Started 75.

Williams has accumulated 540 tackles as a Lion defender, along with 19 sacks and six interceptions. **1987:** Ended the season as the team's second-leading tackler (69), and was third on the club in total minutes played (362)...He was also honored by the Lions' Quarterback Club as the team's MVP. **1986:** A knee injury hampered his efforts, resulting in a total of 54 tackles and two sacks. **1985:** A move to left outside line-backer helped him earn a career-high seven sacks, along with 89 tackles. **1984:** Second on the team in tackles with 140. **1983:** Even though his 143 tackles was a career-high, it was only the fifth-highest among Lions' defenders that year. **1982:** Detroit's number one selection in the '82 draft (15th overall), Williams played sparingly in his first season.

COLLEGE and PERSONAL: He did not receive a single football scholarship offer from a major university, and as a result, Williams teamed with his brother Toby and enrolled at Nebraska, where both made the squad as walk-ons...Toby is currently a nose tackle with New England...His dedication in the weight room helped him increase his weight to 215 pounds (from 190 as a freshman) and improve his speed...The consensus All-Big Eight was the conference's Defensive Player-of-the-Year in '81...He was also named to nine All-America teams as a senior...Very active in church and community affairs, Williams does a lot of speaking to church youth groups...He was the Lions' 1988 United Way representative, and participated in the Pro Challenge, an assembly program that carried an anti-substance abuse message...Loves jazz and is a novice saxophone and piano player...He and his wife Chris have one daughter, Brittney...His full name is James Henry Williams.

WILLIAMS' CAREER BESTS

Most Tackles:	11 at Raiders, (9-20-87)
Most Sacks:	2 vs. Dallas, (9-15-85)
Most Interceptions:	1, six times (last vs. New Orleans, 9-18-88)
Most Int. Return Yds.:	11 vs. Minnesota, (11-9-86)

continued

WILLIAMS' PRO STATISTICS

Year	G/S	Tackles			Sacks No./Yds.	Interceptions No./Yds.	Fum. Rec.
		Tot.	Solo	Asst.			
1982	6/ 0	19	14	5	0 / 0	1/ 4	0
1983	16/16	143	101	42	1 / 8	0/ 0	1
1984	16/16	140	105	35	2½/ 4	0/ 0	1
1985	16/16	89	67	22	7½/ 55	0/ 0	1
1986	10/10	54	41	13	2 / 10	2/12	1
1987	12/12	69	59	10	4 / 23	2/51	2
1988	5/ 5	26	22	4	2 / 10	1/ 5	1
TOTALS	81/75	540	409	131	19 /109	6/73	7



38

SCOTT WILLIAMS

Fullback
Georgia
4th Year
HT: 6-2 WT: 234
Born: 7-21-62
(FA in '86)

1988: Games - Played 11, Started 0.

Scott Williams missed the first six weeks of the season after suffering a knee injury, and was recalled off the injured reserve list on Oct. 8...A key role player, Williams is a fixture on the Lions' special teams in addition to his work as fullback...He rushed for 22 yards last year on nine carries and one TD and gained 46 yards on two receptions...He also added eight special teams tackles.

CAREER: Games - Played 32, Started 2.

In three seasons, Williams has rushed for 73 yards on 30 carries (2.4 avg.) and three TDs...He also has nine receptions for 71 yards. **1987:** Gained 29 yards on eight carries (3.6 average) and 16 yards on four receptions, in a reserve role. **1986:** Joined the Lions as a training camp free agent in '86, Williams clinched a roster spot after scoring two TDs in the Lions' come-from-behind win over Cincinnati in the '86 preseason finale...He rushed for 22 yards on 13 carries and two TDs that year.

COLLEGE and PERSONAL: A ninth-round pick by the Cardinals in 1985 (as a tight end/fullback), Williams played collegiately at Georgia, where he played as many as five different positions for the Bulldogs...During his years at Georgia, the squad posted a 50-8-1 record, including a national championship in 1980...A fullback, defensive back and placekicker at North Mecklenberg High in Charlotte, N.C., he earned All-Conference, All-County and All-City honors...Williams' wife, Wanda, also attended Georgia and ironically, her father was Williams' barber back in Charlotte, but he didn't get the opportunity to meet her until after college...The couple had their first child, Leo Scott, on June 24 of this year...His full name is Edmund Scott Williams.

WILLIAMS' CAREER BESTS

Most Rushes:	6 at Tampa Bay, (11-23-86)
Most Yards:	21 at Minnesota, (9-13-87)
Longest Rush:	8 at Minnesota, (9-13-87)
Most Rushing TDs:	1, twice (last vs. Chicago, 10-26-86)
Most Receptions:	3 at Minnesota, (9-13-87)
Most Yards:	14 at Minnesota, (9-13-87)
Longest Reception:	7 at Minnesota, (9-13-87)
Most Receiving TDs:	1 at L.A. Raiders, (9-20-87)

WILLIAMS' PRO STATISTICS

Year	G/S	Att.	Yds.	Rushing			No.	Receiving			
				Avg.	Long	TD		Yds.	Avg.	Long	TD
1986	16/0	13	22	1.7	5	2	2	9	4.5	6	0
1987	5/2	8	29	3.6	8	0	4	16	4.0	7	1
1988	11/0	9	22	2.4	5	1	3	46	15.3	32	0
TOTALS ...	32/2	30	73	2.4	8	3	9	71	7.9	32	1



ROOKIE AND VETERAN FREE AGENTS

WIDE RECEIVERS and TIGHT ENDS: **James Dixon** (5-8, 181, WR, Houston) teamed with Lions' tenth-round pick Jason Phillips to shatter career receiving records at Houston. The tandem became the first in NCAA history to catch over 100 passes during the same season. Dixon had 102 receptions for 1,103 yards and 11 TDs last year ('88), enroute to earning second-team All-America honors. He played his high school ball at Vernon (Tex.) High....**Kelley Johnson** (5-8, 168, WR, Colorado) spent one season with the USFL's Denver Gold ('85) before joining the CFL's Ottawa Rough Riders the following season. He also participated in the NFL with the '87 Indianapolis strike team, hauling in one reception for 15 yards in three games of action. Johnson, who attended Carlsbad (N.M.) High, transferred to Colorado from Los Angeles Valley College....**Richard Johnson** (5-6, 185, WR, Colorado) was a member of the USFL's Denver Gold (1983) and Houston Gamblers (1984-85) before he was signed as a free agent replacement player by Washington in '87. He was a running back with the Gamblers before making the shift to wide receiver, where he caught 115 passes for 1,455 yards and 15 TDs in 1984, and 103 passes for 1,384 yards and 14 TDs in '85. He played in one game with the Redskins in 1987, catching one pass for five yards. Johnson transferred to Colorado from Los Angeles Harbor JC, and played his high school ball at San Pedro (Calif.) High....**Keith McDonald** (5-7, 159, WR, San Jose State) has had tryouts with two NFL clubs (Dallas training camp, '85; and Los Angeles Rams training camp, '86) before becoming a member of Houston's strike team in 1987. He rejoined the Oilers for training camp in 1988, but was released....**Stacey Mobley** (5-7, 165, WR, Jackson State) was a free agent signee of the Los Angeles Rams in 1987, and he played on their '87 strike team before he was released. Mobley also participated in Atlanta's '88 training camp....**Jeff Powell** (5-9, 186, WR, Tennessee) was a sixth-round draft choice of the Chicago Bears in 1986, and since his release, he played in one game for San Diego's strike team in '87....**Lonnie Turner** (5-7, 164, WR, Cal-Poly Pomona) had 59 receptions over his USFL career (Los Angeles in '83, Oklahoma in '84, and Denver in '85) for 828 yards (14.0 avg.) and two TDs. Turner played collegiately at Cal-Poly Pomona after transferring from Los Angeles City College, and prepped at Compton's Centennial High School.

OFFENSIVE LINEMEN: **Todd Irvin** (6-5, 288, T, Mississippi) returns for his second stint with the Lions after he was the club's ninth-round selection in 1988. He was released last season during training camp. Irvin was an All-Deep South Blue Chip selection at Aberdeen (Miss.) High and the Mississippi Lineman of the Year (picked by the Jackson Clarion-Ledger) as a senior.

SPECIALISTS: **Ali Haji-Sheikh** (6-0, 172, K, Michigan) has spent six seasons in the NFL, his most recent with the Washington Redskins (who released him prior to the start of the '88 regular season). Haji-Sheikh has scored 323 career points on 76-of-121 (.628) FGs and 95-of-103 PATs (.922). A ninth-round pick by the New York Giants in 1983, he spent three seasons with the Giants (1983-85), and one with Atlanta (1986) before joining the Redskins....**Rick Sutkiewick** (6-2, 229, K, Michigan) is a local product (Detroit's Country Day High) who shared kickoffs with former Wolverine kicker Mike Gillette over his career. A fine soccer player, Sutkiewick had soccer scholarship offers at Duke and Notre Dame.

DEFENSIVE LINEMEN: **Mark Murphy** (6-5, 263, DT, Boston College) totalled 55 tackles and recovered one fumble as a senior for the Eagles. He was an All-State defensive end and offensive tackle and team MVP at Bishop Egan High School.

LINEBACKERS: **Mike McCray** (6-1, 237, LB, Ohio State) was an All-America honorable mention pick as a senior ('88) by the Football News after recording 40 tackles and one interception last season. He was a three-sport star in high school (football, basketball and track) at Roth High (first two years) and Dun-bar High (final two seasons) in Dayton, Ohio.

DEFENSIVE BACKS: **Bruce Alexander** (5-9, 170, CB, Stephen F. Austin) led the Southland Conference with six interceptions last year at Stephen F. Austin, enroute to earning 1988 Walter Camp Division I-AA All-America honors...**Willie Bryant** (6-0, 197, DB, Louisiana State) was signed as a free agent in 1988 by the Lions, but was released prior to the start of the regular season. Bryant, who prepped at Choctawatchee High in Ft. Walton Beach, Fla., registered 87 tackles and three interceptions over his four years at LSU...**John Lewis** (5-9, 180, DB, Sul Ross State University) gained 1,529 yards on 356 carries as a running back over his career at Sul Ross State. He also grabbed 30 receptions for 284 yards and four TDs, and returned 25 kickoffs for 826 yards and two TDs. Lewis hails from Cold Springs, Tex...**John Miller** (6-1, 192, S, Michigan State) accumulated 179 career tackles for the Spartans and 14 interceptions, and earned All-Big Ten first-team honors his senior season (1988). He was a nominee for the Jim Thorpe Award, given to the nation's premier defensive back. Miller, ranked as one of the top high school prospects in Michigan by *The Detroit News*, prepped at Harrison High in Farmington, Mich.



1989 DETROIT LIONS' VETERAN ROSTER

No.	Name	Pos.	Ht.	Wt.	Birthdate	NFL Exp.	College	Hometown	How Acq.	'88 Games/Starts
65	Andolsek, Eric	G	6-2	277	8-22-66	2	Louisiana State	Thibodaux, La.	D-5 '88	13/0
6	Arnold, Jim	P	6-3	211	1-31-61	7	Vanderbilt	Dalton, Ga.	FA '86	16/0
68	Back, Steve	NT	6-4	265	11-16-60	6	Oregon	John Day, Ore.	D-3c '84	0*
93	Bail, Jerry	NT	6-1	292	12-15-64	3	Southern Methodist	Beaumont, Tex.	D-3 '87	16/16
72	Baldwin, Tom	DT	6-4	270	5-13-61	5	Tulsa	Lansing, Ill.	FA '89	0*
61	Barrows, Scott	G-C	6-3	280	3-31-63	4	West Virginia	Marietta, Ohio	FA '86	16/1
36	Blades, Bennie	DB	6-1	221	9-03-66	2	Miami (Fla.)	Fl. Lauderdale, Fla.	D-1 '88	15/14
75	Brown, Lomas	T	6-4	275	3-30-63	5	Florida	Miami, Fla.	D-1 '85	16/16
87	Carter, Pat	TE	6-4	250	8-01-66	2	Florida State	Sarasota, Fla.	D-2b '88	15/14
91	Caston, Toby	LB	6-1	240	7-17-65	3	Louisiana State	Monroe, La.	FA '89	16/0*
89	Chadwick, Jeff	WR	6-3	190	12-16-60	7	Grand Valley State	Dearborn, Mich.	FA '83	10/8
45	Cherry, Raphael	S	5-10	190	12-19-61	4	Hawaii	Little Rock, Ark.	FA '87	16/3
2	Clark, Robert	WR	5-11	175	8-08-65	2	No. Carolina	Central Richmond, Va.	FA '89	16/0*
55	Cofer, Michael	LB	6-5	245	4-07-60	7	Tennessee	Knoxville, Tenn.	D-3 '83	16/16
67	Dallafor, Ken	G	6-4	278	8-26-59	5	Minnesota	Madison Heights, Mich.	FA '89	0*
41	Edmonds, Bobby	RB-KR	5-11	186	9-26-64	4	Arkansas	St. Louis, Mo.	FA '89	0*
77	Ferguson, Keith	DE	6-5	285	4-03-59	9	Ohio State	Miami, Fla.	W '85	14/14
14	Gagliano, Bob	QB	6-3	205	9-05-58	5	Utah State	Glendale, Calif.	FA '88	0*
70	Gambol, Chris	T	6-6	303	9-14-64	2	Iowa	Oxford, Mich.	FA '89	0*
98	Gibson, Dennis	LB	6-2	240	2-08-64	3	Iowa State	Ankeny, Iowa	D-8 '87	16/16
53	Glover, Kevin	C-G	6-2	275	6-17-63	5	Maryland	Upper Marlboro, Md.	D-2 '85	16/16
23	Gray, Mel	RB-KR	5-9	166	3-16-61	4	Purdue	Williamsburg, Va.	FA '89	14/0*
62	Green, Curtis	DE-NT	6-3	270	6-03-57	9	Alabama State	Quincy, Fla.	D-2 '81	11/0
34	Griffin, James	S	6-2	203	9-07-61	7	Mid. Tennessee State	Camilla, Ga.	FA '86	16/6
5	Haji-Sheikh, Ali	K	6-0	172	1-11-61	6	Michigan	Arlington, Tex.	FA '89	0*
71	Hamilton, Steve	DE-DT	6-4	270	9-28-61	5	East Carolina	Williamsville, N.Y.	FA '89	0*
12	Hilger, Rusty	QB	6-4	205	5-09-62	5	Oklahoma State	Oklahoma City, Okla.	FA '88	11/9
17	Hipple, Eric	QB	6-2	211	9-16-57	9	Utah State	Downey, Calif.	D-4 '80	5/0
43	Holmes, Jerry	QB	6-2	175	12-22-57	8	West Virginia	Hampton, Va.	FA '88	16/16
97	Hunt, Byron	LB	6-5	242	12-17-58	9	Southern Methodist	White Oak, Tex.	FA '89	2/0*
33	James, Garry	RB	5-10	214	9-04-63	4	Louisiana State	Gretna, La.	D-2 '86	16/16
58	Jamison, George	LB	6-1	226	9-30-62	3	Cincinnati	Bridgeton, N.J.	SD-2 '84	16/11
30	Jones, James	FB	6-2	230	3-21-61	7	Florida	Pompano Beach, Fla.	D-1 '83	14/14
57	Jones, Victor	LB	6-2	245	10-19-66	2	Virginia Tech	Rockville, Md.	FA '89	8/0*
83	Lee, Gary	WR-KR	6-1	201	2-12-65	3	Georgia Tech	Albany, Ga.	D-12 '87	14/6

No.	Name	Pos.	Ht.	Wt.	Birthdate	NFL Exp.	College	Hometown	How Acq.	'88 Games/Starts
81	Lewis, Mark	TE	6-2	250	5-20-62	4	Texas A&M	Houston, Tex.	FA '88	0*
50	Lockett, Danny	LB	6-2	250	7-11-64	3	Arizona	Ft. Valley, Ga.	D-6 '87	16/0
16	Long, Chuck	QB	6-4	221	2-18-63	4	Iowa	Wheaton, Ill.	D-1 '86	7/7
29	Mandley, Pete	WR	5-10	195	7-29-61	6	Northern Arizona	Meza, Ariz.	D-2 '84	15/14
82	+McNorton, Bruce	QB	5-11	175	2-28-59	8	Georgetown (Ky.)	Daytona Beach, Fla.	D-4 '82	16/16
74	Millinchik, Joe	G-T	6-5	275	3-30-63	3	No. Carolina State	Macungie, Pa.	D-3 '86	15/15
31	Mitchell, Devon	FS	6-1	194	12-30-62	3	Iowa	Brooklyn, N.Y.	D-4 '86	10/9
52	Mott, Steve	C	6-3	265	3-24-61	7	Alabama	New Orleans, La.	D-5 '83	16/16
3	Murray, Eddie	K	5-10	180	8-29-56	10	Tulane	Victoria, B.C., Canada	D-7 '80	16/0
86	Nichols, Mark	WR	6-2	208	10-29-59	6	San Jose State	Bakersfield, Calif.	D-1 '81	0*
49	Paige, Tony	FB	5-10	235	10-14-62	6	Virginia Tech	Washington, D.C.	FA '87	16/2
26	Painter, Carl	RB	5-9	185	5-10-64	2	Hampton Institute	Norfolk, Va.	D-6 '88	12/0
51	Robinson, Shelton	LB	6-2	236	9-14-60	8	North Carolina	Pikeville, N.C.	T '86	12/0
47	Roundtree, Ray	WR	6-0	182	4-19-66	2	Penn State	Alken, S.C.	D-3 '88	4/0
73	Salem, Harvey	T-G	6-6	285	1-15-61	7	California	El Cerrito, Calif.	T '86	16/16
64	Sanders, Eric	T-G	6-7	280	10-22-58	9	Nevada-Reno	Reno, Nev.	W '86	16/0
72	Singer, Curt	T	6-5	279	11-04-61	3	Tennessee	Aliquippa, Pa.	FA '88	6/0
54	Spielman, Chris	LB	6-1	247	10-11-65	2	Ohio State	Canton, Ohio	D-2a '88	16/16
21	Tullis, Willie	CB	5-11	195	4-05-58	9	Troy State	Stafford, Tex.	FA '88	0*
35	White, William	CB	5-10	191	2-19-66	2	Ohio State	Lima, Ohio	D-4 '88	6/0
76	Williams, Eric	DE	6-4	286	2-24-62	6	Washington State	Stockton, Calif.	D-3a '84	16/16
59	Williams, Jimmy	LB	6-3	230	11-15-60	8	Nebraska	Washington, D.C.	D-1 '82	5/5
38	Williams, Scott	FB	6-2	234	7-21-62	4	Georgia	Charlotte, N.C.	FA '86	11/0

(*) Back missed '88 season due to injury; Clark and Gray last played for New Orleans in '88; Edmonds last played for Seattle in '88; Gambol last played for San Diego in '88; Gagliano last played for Indianapolis in '88; Haji-Sheikh was released by Washington in training camp '88; Hamilton last played for Washington in '88; Hunt played in two games for the N.Y. Giants in '88; Victor Jones last played for Tampa Bay in '88; Tullis last played for Indianapolis in '88; Nichols was released by the Lions in training camp '88).

(+) Option payout; subject to developments.

Also played with Lions in '88—DB Lou Brock (2 games), RB Jessie Clark (5), WR Paco Craig (8), TE Mark Lewis (3), RB Randall Morris (3), WR Stephen Starring (6), TE Rob Rubick (14), RB Lionel Vital (inactive for 1 game), QB John Witkowski (1).

NOTE: Because of the number of players on the current roster, some players have duplicate numbers.

1989 DRAFT CHOICES

No.	Name	Pos.	Ht.	Wt.	Birthdate	College	Hometown	How Acq.
39	Crockett, Ray	DB	5-9	178	1-05-67	Baylor	Duncanville, Tex.	D-4
99	Cribbs, James	DE	6-3	269	7-10-66	Memphis State	Memphis, Tenn.	D-12
80	Ford, John	WR	6-2	204	7-31-66	Virginia	Belle Grade, Fla.	D-2
90	Karpinski, Keith	LB	6-3	255	10-12-66	Penn State	Hamtramck, Mich.	D-11
79	MacCready, Derek	DE	6-4	266	5-04-67	Ohio State	Montreal, Canada	D-9
92	Parker, Chris	DT	6-4	285	6-09-66	West Virginia	Whitehall, Pa.	D-8
9	Peete, Rodney	QB	6-0	195	3-16-66	S. California	Tucson, Ariz.	D-6
96	Pete, Lawrence	DT	6-0	286	1-18-66	Nebraska	Wichita, Kan.	D-5
24	Phillips, Jason	WR	5-7	166	10-11-66	Houston	Houston, Tex.	D-10
20	Sanders, Barry	RB	5-8	203	7-16-68	Oklahoma State	Wichita, Kan.	D-1
60	Utley, Mike	OG-T	6-6	288	12-20-65	Washington State	Seattle, Wash.	D-3
28	Woods, Jerry	DB	5-10	187	2-13-66	Northern Michigan	Racine, Wash.	D-7

1989 FIRST-YEAR ROSTER

Name	Pos.	Ht.	Wt.	Birthdate	College	Hometown	How Acq.
Bryant, Willie	DB	6-0	197	3-10-66	Louisiana State	Ft. Walton Beach, Fla.	FA
Irvin, Todd	T	6-5	288	2-01-65	Mississippi	Aberdeen, Miss.	FA
Johnson, Kelley	WR	5-8	168	6-03-62	Colorado	Carlsbad, N.M.	FA
Johnson, Richard	WR	5-6	185	10-19-61	Colorado	San Pedro, Calif.	FA
McDonald, Keith	WR	5-7	159	11-07-63	San Jose State	Wilmington, Calif.	FA
Mobley, Stacey	WR	5-7	165	9-15-65	Jackson State	Port Orange, Fla.	FA
Powell, Jeff	WR	5-9	186	5-27-63	Tennessee	Whites Creek, TN	FA
Turner, Lonnie	WR	5-7	164	8-31-60	Cal-Poly Pomona	Compton, Calif.	FA

(*) A player is designated a "I" in the NFL experience column if he has not been on an active NFL squad for three regular season or postseason games in his first NFL season. A "I" designation also refers to players who have been to a previous pro training camp.

1989 ROOKIE FREE AGENT ROSTER

Name	Pos.	Ht.	Wt.	Birthdate	College	Hometown
Alexander, Bruce	CB	5-9	170	9-17-65	Stephen F. Austin	Lufkin, Tex.
Dixon, James	WR	5-8	181	2-02-67	Houston	Vernon, Tex.
McCray, Mike	LB	6-1	237	6-23-65	Ohio State	Dayton, Ohio
Miller, John	S	6-1	192	6/22/66	Michigan State	Farmington, Mich.
Murphy, Mark	DT	6-5	263	6-18-66	Boston College	New Castle, Pa.
Sutkiewicz, Rick	K	6-2	229	7-10-66	Michigan	Troy, Mich.

1989 FREE-AGENT ACQUISITIONS

(Players acquired under newly-created NFL system)

Name	Pos.	Ht.	Wt.	Age	Exp.	College	Former Club
Tom Baldwin	DT	6-4	270	28	5	Tulsa	N.Y. Jets
Toby Caston	LB	6-1	240	24	3	Louisiana State	Houston
Robert Clark	WR	5-11	175	24	2	N.C. Central	New Orleans
Ken Dallafior	G	6-4	278	30	5	Minnesota	San Diego
Bobby Joe Edmonds	RB-KR	5-11	186	24	4	Arkansas	Seattle
Chris Gambol	T	6-6	303	24	4	Iowa	San Diego
Mel Gray	RB-KR	5-9	166	28	4	Purdue	New Orleans
Steve Hamilton	DE-DT	6-4	270	27	5	East Carolina	Washington
Victor Jones	LB	6-2	245	22	2	Virginia Tech	Tampa Bay
Willie Tullis	CB	5-11	195	31	9	Troy State	Indianapolis

1989 DETROIT LIONS DRAFT CHOICES



**20****BARRY SANDERS**

Running Back
Oklahoma State
HT: 5-8 WT: 203
Born: 7-16-68
(0-1, 3rd Overall)

After his first two seasons were spent as a backup to former Cowboy RB Thurman Thomas (now with Buffalo), Barry Sanders electrified the nation as a junior last season enroute to claiming college football's most prestigious honor — the Heisman Trophy.

A tough and elusive runner (4.40 time in the 40-yard dash, and has been clocked at 4.27) with the knack of always finding the open holes, Sanders, a consensus first-team All-America in '88, was also named Player-of-the-Year by several publications after setting 13 NCAA season records (among the records set by Sanders last year include: touchdowns (39), points scored (234), rushing TDs (37), two-plus TD games (11), three-TD games (7), 300-plus rushing games (4), all-purpose yards (3,249), all-purpose average (295.4), rushing yards (2,628), and rushing average (238.9)). In addition to five consecutive games of 200-plus rushing yards (which ties former USC star Marcus Allen's NCAA record) last year, he caught 19 passes for 106 yards, and returned ten punts for 94 yards and added 421 yards on 21 kickoff returns.

In just three seasons, Sanders broke the school's career record for TDs with 56 and concluded his career as the Cowboys' third all-time leading rusher with 3,797 yards (including bowl games), as well as returning two kickoffs for TDs (both for 100 yards). His finest game came in his final regular season contest of '88 in Tokyo, Japan (Coca-Cola Classic), when he rushed for 332 yards on 44 carries and four touchdowns.

His record-setting performances continued in Oklahoma State's Holiday Bowl appearance against Wyoming, in a 222-yard, five-TD effort, as the Cowboys rolled to a 62-14 victory.

In becoming the seventh Heisman Trophy recipient to join the Lions, Sanders joins former award winners RB Frank Sinkwich (Georgia, '41), RB Doak Walker (SMU, '48), DE Leon Hart (Notre Dame, '49), RB Howard Cassady (Ohio State, '55), RB Steve Owens (Oklahoma, '69), and RB Billy Sims (Oklahoma, '78) in wearing the Honolulu Blue and Silver.

A physical education major, Sanders (born 7-16-68) prepped at North High School in Wichita, Kan., lettered two seasons in football and basketball, and served as co-captain in both sports. His older brother Byron, who starred at Northwestern University, was selected by Chicago in the ninth round of the '89 draft.

Comments from Lions' Head Coach WAYNE FONTES: "I look for him to make a tremendous impact. I recall many years ago when Detroit drafted Billy Sims and the impact he had on this team and the city. I hope Barry Sanders will make the same kind of impact on the Lions and the state of Michigan. You'll find out he's a class and quiet young man. He'll play in this league 10 years, hopefully. He is very quick, has great power and great elusiveness."

BARRY SANDERS' COLLEGE STATISTICS

RUSHING						RECEIVING				
Year	No.	Yds.	Avg.	TD	Long	No.	Yds.	Avg.	TD	Long
1986	74	325	4.4	2	28					
1987	105	603	5.7	9	50	4	58	14.7	1	27
1988	344	2628	7.6	37	89	19	106	5.6	0	24
TOTALS	523	3556	6.8	48	89	23	164	7.1	1	27

KICKOFF RETURNS					PUNT RETURNS					
Year	No.	Yds.	Avg.	TD	Long	No.	Yds.	Avg.	TD	Long
1986	7	166	23.7	0	27	9	43	4.8	0	23
1987	14	442	31.5	2	100	15	244	16.2	2	75
1988	21	421	20.0	1	100	9	95	10.6	1	61
TOTALS	42	1029	24.5	3	100	33	382	11.6	3	75



80

JOHN FORD

Wide Receiver
Virginia
HT: 6-2 WT: 204
Born: 7-31-66
(0-2, 30th Overall)

The Lions emphasized the need for speed with their first two picks of the '89 draft, and following the selection of Barry Sanders as their top pick, the club made wide receiver John Ford from Virginia the second round choice.

Ford, who has the ability to turn a routine pass into a long gainer with his 4.41 speed in the 40-yard dash, ended his career with the Cavaliers as the team's all-time leader in receptions (128), receiving yards (2,399) and touchdown catches (20).

Last year, he earned honorable mention All-America honors from the Associated Press and The Sporting News after leading Virginia in receptions with 29 catches for 444 yards (15.3 avg.) and two TDs. He also carried the ball seven times for 48 yards, and returned five kickoffs for 123 yards (24.6 avg.).

A first-team All-ACC selection as a junior, Ford hauled in 48 passes for 855 yards (17.8 avg.) and six TDs, as well as rushing six times for 58 yards. His best season came as a freshman ('84), when he averaged 28.7 yards and scored seven TDs on 19 receptions.

Ford (born 7-31-66), who majored in sociology, played his high school ball at Glade Central High in Belle Grade, Fla., where he earned all-county, all-conference and all-state honors. He also lettered three years in track, establishing a school record in the 880-yard run (1:57).

Comments from Lions' Head Coach WAYNE FONTES: "We needed a speed receiver and we're very fortunate to get John Ford. This team lacks speed and we've got two people (Sanders and Ford) who can stretch it. He (Ford) reminds me of Willie Gault, and we originally had him projected as a first-rounder."

continued

JOHN FORD'S COLLEGE STATISTICS

Year	No.	RECEIVING				No.	RUSHING			
		Yds.	Avg.	TD	Long		Yds.	Avg.	TD	Long
1984	19	545	28.7	7	89	3	20	6.7	0	15
1985										
1986	32	555	17.3	5	70	4	-2	-0.5	0	3
1987	48	855	17.8	6	56	6	58	9.7	1	44
1988	29	444	15.3	2	50	7	48	6.9	0	30
TOTALS	128	2399	18.7	20	89	20	124	6.2	1	44

KICKOFF RETURNS — 1988: 5 for 123 yards, 24.6 avg., 32 long



60

MIKE UTLEY

Guard-Tackle
Washington State
HT: 6-6 WT: 288
Born: 12-20-65
(0-3, 59th Overall)

A big, versatile lineman with great agility, offensive lineman Mike Utley is made for the Lions' new "stretch" offense, according to Lions' scout John Trump. Utley, who has seen action at both guard and tackle, is projected as a guard by the Lions.

"We're looking at a new type offense and linemen don't have to be as mobile," said Trump. "We're looking for big bodies with long arms who are able to control an area, which Utley can do."

A consensus first-team All-America and All-Pac 10 selection in '88, Utley started the last 42 games for the Cougars, and he was the recipient of the Golden Helmet Award, given to Washington State's most valuable player. The Cougars averaged 494.5 yards in total offense last season, ranking 11th in the nation with an average of 257.8 passing yards.

Utley (born 12-20-65) was a first-team All-League defensive tackle and second-team offensive tackle his senior year at Kennedy High School in Seattle, Wash., and he served as team captain in both football and basketball. The general studies major runs a 5.42 in the 40-yard dash.

Comments from Lions' Head Coach WAYNE FONTES: "The two things we were looking for from the draft was speed and big people, and Utley is big. He'll block out the sun offensively. We didn't think he would still be there. He was high on our board and we couldn't afford to pass him up."



39

RAY CROCKETT

Cornerback
Free Safety
Baylor
HT: 5-9 WT: 178
Born: 1-5-67
(D-4, 86th Overall)

A big-time player who continues the tradition of fine secondary players from Baylor University, Ray Crockett follows former Bears' Thomas Everett (Pittsburgh) and Ron Francis (Dallas) to the pro ranks. His selection marks the fourth consecutive year Detroit has selected a defensive back in the fourth round.

Crockett started ten games at left cornerback last season (1988), recording a career-high 71 tackles and three tackles for losses (-11 yards), with a season-high nine stops against Houston. He also grabbed one interception, a 16-yarder in the season-finale versus Texas.

Over his career, he accumulated 169 tackles (120 solos), two interceptions and seven tackles for losses. In addition, Crockett also returned five punts as a junior ('87) for 30 yards.

A first-team All-SWC in '87, he made 62 tackles on the year and broke up 13 passes.

Crockett (born 1-5-67) was a first-team All-District choice at Duncanville (Tex.) High who was named to the Dallas Morning News' All-Academic team (an A student in high school). He was also a three-year letterman in track at Duncanville (he runs a 4.55 in the 40-yard dash).

RAY CROCKETT'S COLLEGE STATISTICS

Year	DEFENSIVE TACKLES						PUNT RETURNS				
	Tot	Solo	Asst	FR	Int-Yds	TFL	No.	Yds.	Avg.	TD	Long
1985	6	5	1	0	0-0	0-0					
1986	30	21	9	1	0-0	2-7					
1987	62	46	16	1	1-0	2-6	5	30	6.0	0	9
1988	71	48	23	1	1-16	3-11					
TOTALS	169	120	49	3	2-16	7-24	5	30	6.0	0	9



TM © NFL 1989



96

LAWRENCE PETE

Nose Guard
Nebraska
HT: 6-0 WT: 286
Born: 1-18-66
(D-5, 115th Overall)

The addition of Lawrence Pete should add depth to the Lions' defensive line following the departure of three frontline players in the NFL's new system of free agency. An extremely physical athlete who was named the strongest player to ever wear a Nebraska uniform, Pete is capable of bench pressing over 500 pounds.

A consensus first-team All-Big Eight member, Pete finished fourth on the squad in tackles with a career-high 55 (33 solos), and recorded seven sacks and seven tackles for losses. He enjoyed his finest individual effort at Nebraska last year against Missouri, after registering 10 tackles, two sacks and causing one interception.

An aggressive player with a quick first step to the quarterback, Pete had 126 total tackles and 10 sacks during his career with the Cornhuskers.

He was a standout defensive lineman at Wichita South (Kan.) High, and in addition, Pete (born 1-18-66) won the Kansas Class 6A shot put title (57-0) as a senior. Pete, who runs the forty in 5.1, majored in business at Nebraska.

LAWRENCE PETE'S COLLEGE STATISTICS
DEFENSIVE TACKLES

Year	Tot	Solo	Asst	FR	Int-Yds	TFL	Sacks
1984.....	36	23	13	1	0-0	4-5	0
1985.....					----- Redshirt Season -----		
1986.....	25	17	8	0	0-0	5-26	2
1987.....	45	25	20	0	0-0	2-4	1
1988.....	55	33	22	0	0-0	7-44	7
TOTALS	126	76	50	1	0-0	14-74	10



9

RODNEY PEETE

Quarterback
So. California
HT: 6-0 WT: 195
Born: 3-16-66
(D-6, 141st Overall)

A tremendous leader of USC's pro-set offense, quarterback Rodney Peete could well be the Lions' steal of the 1989 draft. The Heisman Trophy runner-up to first-round pick Barry Sanders, Peete is a strong, mobile passer and elusive scrambler.

The first-team All-America and All-Pac 10 selection threw for 2,654 yards on 208-of-338 passing (61.5%) and 18 touchdowns, enroute to leading the Trojans to a 10-

2 finish in '88. Peete also was named Pac-10 Offensive Player-of-the-Year, and earned Player of the Week honors on three occasions. His best outing last year came in a 50-0 romp over Arizona State, when he completed 23-of-33 passes for 361 yards and three TDs.

"He probably moves better (runs the forty in 4.63) than anyone in the draft at that position," said Lions' Head Coach Wayne Fontes. "Rodney's a class young man who comes from a class family. He has all the tools to be a quarterback. Sometimes when a young man comes from that background, he just becomes a winner."

His college coach, USC's Larry Smith, echoed Fontes' comments. "Rodney has everything you look for in a quarterback. He has a great arm, great mobility, a great mind and great leadership. He's got to be one of the best quarterbacks in the country. He's the first player I've ever coached who has the ability to meet all of the high goals he sets for himself. A big part of our success goes to the type of player he is."

Peete, a communications major who graduated in May, concluded his career as the Trojans' all-time leader in pass attempts (1,081) and completions (630), and passing yardage (8,225).

He also was an All-Pac-10 third baseman for the USC baseball squad in '88 after hitting .338 with 12 home runs and 46 RBIs. Despite sitting out the 1989 season, Peete was a preseason All-American pick by several publications. In three years of baseball, he batted .297 with 18 HRs and 84 RBIs.

Peete spent one season at Shawnee Mission (Kan.) High, where he earned All-America honors at quarterback, following three years at Sahuaro High in Tuscon, Ariz., where he was named the Arizona High School Athlete of the Year as a junior. A three-sport athlete in high school, Peete was also chosen by the Toronto Blue Jays organization after graduation (31st round).

Peete (born 3-16-66), whose family is very active in sports, is the son of Green Bay assistant coach Willie Peete. His brother Skip signed with the New York Jets as a free agent wide receiver in '87, and his second cousin is pro golfer Calvin Peete.

RODNEY PEETE'S COLLEGE STATISTICS

Year	Comp Att		PASSING				RUSHING			
			Pct.	Yds.	TD	Int.	No.	Yds.	Avg.	TD Long
1984	----- Redshirt Season -----									
1985	40	68	58.8	501	5	2	43	65	1.5	1 19
1986	148	275	53.8	2025	10	11	93	127	1.4	3 32
1987	175	291	60.1	2460	19	9	59	91	1.5	3 15
1988	208	338	61.5	2654	18	10	59	26	0.4	3 22

TOTALS 571 972 58.7 7640 52 32 254 309 1.2 10 32

(Above statistics are for regular season games)

TOTALS 109 59 54.1 585 2 8 36 106 2.9 2 13

(Above statistics are for bowl games)

TOTALS 1081 630 58.3 8225 54 40 290 415 1.4 10 32

(Above statistics are for complete career)

RECEIVING — 1985: 1 reception for —4 yards

PUNTING — 1987: 1 punt for 32 yards



28

JERRY WOODS

Defensive Back/
Kick Returner
No. Michigan
HT: 5-10 WT: 187
Born: 2-13-66
(D-7, 170th Overall)

Despite his recognition as a fine return specialist, Northern Michigan's Jerry Woods was an aggressive tackler at safety for the Wildcats. The Lions are expected to give him a look at both cornerback and safety.

Woods, a two-time Little All-America at two different positions over his career, closed out his career as the Wildcats' all-time return specialist with 86 punt returns for 1,098 yards and 57 kickoff returns for 1,376 yards. He also recorded 209 total tackles and 16 interceptions at NMU.

Last season, Woods had seven interceptions to go along with 59 tackles, and earned All-GLIAC (Great Lakes Intercollegiate Athletic Conference) honors. His best year came in 1986, when he earned team MVP honors after making a career-high 83 tackles and three interceptions.

An All-State player at Washington Park (Racine, Wisc.) High, Woods (born 2-13-66) also lettered in basketball and track. The industrial technology major runs the 40-yard dash in 4.64.

JERRY WOODS' COLLEGE STATISTICS

DEFENSIVE TACKLES

Year	Tot	Solo	Asst	FR	Int-Yds	TFL	Sacks
1984					Redshirt Season		
1985		N/A		2	3-38	0-0	0
1986	83	42	41	0	3-97	0-0	0
1987	67	43	24	2	3-18	0-0	0
1988	59	36	23	1	7-30	2-5	1
TOTALS	209	121	88	5	16-183	2-5	1

PUNT RETURNS

Year	No.	Yds.	Avg.	TD	Long
1985	20	218	10.9	0	41
1986	13	177	13.6	0	47
1987	27	339	12.6	2	73
1988	26	362	13.9	0	51
TOTALS	86	1096	12.7	2	73

KICKOFF RETURNS

No.	Yds.	Avg.	TD	Long
3	77	25.8	0	41
27	672	24.9	1	74
15	430	28.7	1	93
12	197	16.4	0	26
57	1376	24.1	2	93

**92****CHRIS PARKER**

Defensive Tackle
 West Virginia
 HT: 6-5 WT: 285
 Born: 6-9-66
 (D-8, 197th Overall)

Considered to be a tremendous pass rusher, Chris Parker is a versatile athlete who can play any position on the front line, and his leadership was evident this year for the Mountaineers.

A second-team All-America by the Associated Press, Parker posted his second straight 50-tackle season last year, as well as recording six sacks, 15 tackles for losses and one interception.

He ended his college career with 164 total tackles, 33 tackles for losses and 15 sacks, as he continually used to his advantage an offseason conditioning program to make up for a loss of bulk, which increased his quickness.

Parker (born 6-9-66), who was a first-team All-State lineman at Whitehall Senior (Pa.) High, majored in physical education at West Virginia, and he was joined on the Mountaineer team by his brother Scott, who was an offensive guard. He runs the 40-yard dash in 5.46.

CHRIS PARKER'S COLLEGE STATISTICS
DEFENSIVE TACKLES

Year	Tot	Solo	Asst	FR	Int-Yds	TFL	Sacks
1984				----- Redshirt Season -----		
1985 13	8	5	0	0-0	3-15	2
1986 51	34	17	1	0-0	5-40	4
1987 50	23	27	0	0-0	10-54	3
1988 50	36	14	0	1-5	15-68	6
TOTALS 164	101	53	1	1-5	33-177	15

**79****DEREK MacCREADY**

Defensive Tackle
 Ohio State
 HT: 6-4 WT: 266
 Born: 5-4-67
 (D-9, 226th Overall)

With Michigan State's Tony Mandarich going to Green Bay in the first round, Derek MacCreedy became the second Canadian player selected in the '89 draft when he was picked by the Lions in the ninth round. He has the ability to play either defensive end or tackle.

continued

A two-year letterman at Ohio State, MacCready (runs 5.1 in the 40-yard dash) started in all 11 games last year ('88) for the Buckeyes, accumulating 53 total tackles, three quarterback sacks and seven tackles for losses (-30 yards). He was voted the most improved defensive player of the '88 spring campaign for OSU.

He transferred to Ohio State from Waldorf Junior College in Iowa, where he earned All-America honors during his first two seasons. He played middle linebacker in college, but wasn't highly recruited in the U.S., therefore he enrolled at Waldorf in hopes of landing a scholarship at a major university.

The recreation major attended Lachine High School in Montreal, Quebec, Canada, and he was born May 4, 1967.

DEREK MacCREADY'S COLLEGE STATISTICS

Year	Tot	DEFENSIVE TACKLES		TFL	Sacks
		Solo	Asst		
1987	4	0	4	0-0	0-0
1988	53	26	27	7-30	3-21
TOTALS	57	26	31	7-30	3-21



24

JASON PHILLIPS

Wide Receiver

Houston

HT: 5-7 WT: 166

Born: 10-11-66

(0-10, 253rd Overall)

The nation's top receiver over the past two seasons, Jason Phillips combined with teammate James Dixon to become the only pair of receivers in NCAA history to catch over 100 passes for the same team in a season. His familiarity with the "Run-N-Shoot" offense, which the Lions' plan to use as the "Silver Stretch," caught the eyes of Detroit scouts, and they chose Phillips in the 10th round of the draft.

With 108 receptions for 1,444 yards and 15 TDs last year (1988), Phillips broke school records that he set a year earlier as a junior (99 catches for 875 yards). As a result, he earned consensus first-team All-America and All-SWC honors, after becoming the first receiver — and fourth in NCAA history — in 23 years to lead the nation in receiving two straight years. His best game of '88 came in the season opener against Louisiana Tech when he grabbed 16 passes for 224 yards and two TDs.

Phillips (born 10-11-66) ended his career as the leading receiver for the Cougars and the Southwest Conference in five categories: career receptions (207), single season receptions (108), single game receptions (16), single season reception yards (1,444) and single season TD receptions (15). He also returned 15 career punts for 156 yards (10.4 avg.).

He began his collegiate career as a quarterback at Taft (Calif.) Junior College before being converted into a receiver his sophomore season. Phillips was an All-District 20-5A quarterback and All-Greater Houston selection at Sterling High in Houston, where he also lettered in track (he runs a 4.55 in the 40-yard dash). He majored in business at the University of Houston.

JASON PHILLIPS' COLLEGE STATISTICS

Year	RECEIVING					RUSHING				
	No.	Yds.	Avg.	TD	Long	No.	Yds.	Avg.	TD	Long
*1986	25	537	21.5	3	45	5	105	21.0	1	43
1987	99	875	8.8	3	74					
1988	108	1444	13.4	15	62	2	15	7.5	0	13
TOTALS ...	234	2870	12.3	21	74	7	120	17.1	1	43

(*) at Taft Junior College



90

KEITH KARPINSKI

Linebacker
Penn State
HT: 6-3 WT: 225
Born: 10-12-66
(D-11, 282nd Overall)

A local product, Keith Karpinski prepped at De La Salle Collegiate High School in Warren, Mich., where he played linebacker and tight end. He was an All-Michigan choice and won all-league honors in both basketball and baseball. In his senior year, he intercepted four passes and returned two for touchdowns.

A four-year letterman at Penn State, Karpinski had 86 total tackles over his career, and two interceptions. He started all 11 games in '88, recording 44 tackles and one interception and five tackles for losses. The top reserve at linebacker during the Nittany Lions' national championship in '86, Karpinski had two tackles in the Fiesta Bowl game against Miami.

He was considered a big-play performer at PSU, and a mobile linebacker with excellent pass defense skills, the capacity to put a big rush on the passer and the strength and tenacity to excel against running plays.

Karpinski (born 10-12-66), who majored in health education, runs the forty in 4.57.

KEITH KARPINSKI'S COLLEGE STATISTICS

DEFENSIVE TACKLES

Year	Tot	Solo	Asst	FR	Int-Yds	TFL	Sacks
1985	2	2	0	0	0-0	0-0	0-0
1986	16	12	4	0	1-64	1-2	0-0
1987	23	11	12	0	0-0	2-24	1-23
1988	44	24	20	1	1-0	5-7	0-0
TOTALS	85	49	36	1	2-64	8-33	1-23



99

JAMES CRIBBS

Defensive End
Memphis State
HT: 6-3 WT: 269
Born: 7-10-66
(0-12, 309th Overall)

The final 1989 draft choice, defensive end James Cribbs is an underrated defender who played in the shadows of more heralded teammates at Memphis State, but he is an agile player with fine speed and body control.

He recorded 38 tackles in 1988, one sack and four tackles for losses (-11 yards), with his best outing coming in a tough 9-7 Memphis State win over Arkansas State (eight tackles).

Over his career with the Tigers, Cribbs had 98 total tackles, 12 tackles for losses and four quarterback sacks. He enjoyed his best season in '85, when he racked up 41 tackles and two sacks.

A two-time All-State player at Hamilton High in Memphis, Cribbs (born 7-10-66) was also named to the Adidas High School All-America team in 1983 as a two-way lineman (offensive and defensive tackle) at Hamilton. The physical education major runs the forty in 4.96.

JAMES CRIBBS' COLLEGE STATISTICS

DEFENSIVE TACKLES

Year	Tot	Solo	Asst	FR	TFL	Sacks
1984	13	6	7	0	4-30	1
1985	41	22	19	1	4-13	2
1986	6	3	3	0	0-0	0
1987			----- Redshirt Season -----			
1988	38	19	19	0	4-11	1
TOTALS	98	50	48	1	12-54	4

1989 DETROIT LIONS' SELECTIONS

Round	Name	Pos.	Ht.	Wt.	College
1.	Barry Sanders	RB	5-8	203	Oklahoma State
2.	John Ford	WR	6-2	204	Virginia
3.	Mike Utley	OG-T	6-6	288	Washington State
4.	Ray Crockett	DB	5-9	178	Baylor
5.	Lawrence Pete	DT	6-0	286	Nebraska
6.	Rodney Peete	QB	6-0	195	Southern California
7.	Jerry Woods	DB	5-10	187	Northern Michigan
8.	Chris Parker	DT	6-4	285	West Virginia
9.	Derek MacCready	DE	6-4	266	Ohio State
10.	Jason Phillips	WR	5-7	166	Houston
11.	Keith Karpinski	LB	6-3	255	Penn State
12.	James Cribbs	DE	6-3	269	Memphis State



1988 DETROIT LIONS' OFFENSIVE STATISTICS

RESULTS AND ATTENDANCE (4-12-0)

Won	Detroit 31	ATLANTA	17	(31,075)
Lost	Detroit 10	at L. A. Rams	17	(46,262)
Lost	Detroit 14	NEW ORLEANS	22	(32,943)
Lost	Detroit 10	N. Y. JETS	17	(29,250)
Lost	Detroit 13	at San Francisco	20	(58,285)
Lost	Detroit 7	CHICAGO	24	(64,526)
Lost	Detroit 10	at N. Y. Giants	30	(74,813)
Won	Detroit 7	at Kansas City	6	(66,926)
Lost (OT)	Detroit 10	N. Y. GIANTS	13	(38,354)
Lost	Detroit 17	at Minnesota	44	(55,573)
Lost	Detroit 20	TAMPA BAY	23	(25,956)
Won	Detroit 19	at Green Bay	9	(44,327)
Lost	Detroit 0	MINNESOTA	23	(46,379)
Won	Detroit 30	GREEN BAY	14	(28,124)
Lost	Detroit 12	at Chicago	13	(55,010)
Lost	Detroit 10	at Tampa Bay	21	(37,778)

TEAM STATISTICS

	DETROIT	Opponents
TOTAL FIRST DOWNS	227	334
Rushing	64	128
Passing	141	179
Penalty	22	27
3rd Down: Made/Att. (%)	72/216/33	98/217/45
4th Down: Made/Att. (%)	7/12/58	4/10/40
TOTAL NET YARDS	3405	5316
Avg. Per Game	212.8	332.3
Total Plays	920	1071
Avg. Per Play	3.7	5.0
NET YARDS RUSHING	1243	2037
Avg. Per Game	77.7	127.3
Total Rushes	391	511
NET YARDS PASSING	2162	3279
Avg. Per Game	135.1	204.9
Tackled/Yards Lost	52/410	47/393
Gross Yards	2572	3672
Attempts/Completions	477/213	513/337
Pct. of Completions	44.7	65.7
Had Intercepted	18	15
PUNTS/AVERAGE	97/42.4	74/39.4
NET PUNTING AVERAGE	35.9	31.7
PENALTIES/YARDS	94/804	106/869
FUMBLES/BALL LOST	31/15	35/21
TOUCHDOWNS	23	34
Rushing	7	16
Passing	13	17
Returns	3	1
TIME OF POSSESSION	43:52	52:21
Avg. Per Game	27:29	32:35
AVERAGE POINTS PER GAME	13.8	19.6



PASSING

	Att.	Comp.	Yds.	Pct.	Avg./Att.	TD	Pct. TD	Int.	Pct. Int.	LG	Sack/Yds.	Rating
Hilger	306	126	1558	41.2	5.09	7	2.3	12	3.9	56	31/251	49.1
Long	141	75	856	53.2	6.07	6	4.3	6	4.3	40	18/134	68.1
Hipple	27	12	158	44.4	5.85	0	0.0	0	0.0	31	3/25	63.5
Arnold	1	0	0	0.0	0.00	0	0.0	0	0.0	0	0/0	39.6
Wilkowski	1	0	0	0.0	0.00	0	0.0	0	0.0	0	0/0	39.6
Jones	1	0	0	0.0	0.00	0	0.0	0	0.0	0	0/0	39.6
LIONS TOTAL	477	213	2572	44.7	5.39	13	2.7	18	3.8	56	52/410	55.0
Opponents Total	513	337	3672	65.7	7.16	17	3.3	15	2.9	511	47/393	85.6

SCORE BY PERIODS

	1	2	3	4	OT	Total
LIONS TOTAL	36	87	51	46	0	220
Opponents Total	34	93	78	105	3	313

SCORING

	TDR	TDP	TDR	PAT	FG	S	TP
Murray	0	0	0	22-23	20-21	0	82
James	5	2	0	0	0	0	42
Mandley	1	4	0	0	0	0	30
Chadwick	0	3	0	0	0	0	18
Jamison	0	0	2	0	0	0	12
Bland	0	2	0	0	0	0	12
Lewis	0	1	0	0	0	0	6
Lee	0	1	0	0	0	0	6
Williams, S.	1	0	0	0	0	0	6
Mitchell	0	0	1	0	0	0	6
LIONS TOTAL	7	13	3	22-23	20-21	0	220
Opponents Total	16	17	1	32-34	25-29	1	313

FIELD GOALS

	1-19	20-29	30-39	40-49	50+	Total
Murray	1-1	8-8	9-9	2-2	0-1	20-21
LIONS TOTAL	1-1	8-8	9-9	2-2	0-1	20-21
Opponents Total	3-3	7-7	10-12	4-4	1-3	25-29

Murray (37); (30); (1); (39); (24, 34); (1); (32); (1); (37); (48); (39, 52, 38); (22, 37, 19, 26); (1); (26, 23, 23); (25, 44); (27)

"x" Denotes Field Goal Missed

RUSHING

	No.	Yds.	Avg.	LG	TD
James	182	552	3.0	35	5
Jones	96	314	3.3	13	0
Paige	52	207	4.0	20	0
Mandley	6	44	7.3	21	1
Painter	17	42	2.5	13	0
Hilger	18	27	1.5	11	0
Long	7	22	3.1	11	0
Williams, S.	9	22	2.4	5	1
Hipple	1	5	5.0	5	0
Woolfolk	1	4	4.0	4	0
Bland	1	4	4.0	4	0
Witkowski	1	0	0.0	0	0
LIONS TOTAL	391	1243	3.2	35	7
Opponents Total	511	2037	4.0	37	16

RECEIVING

	No.	Yds.	Avg.	LG	TD
Mandley	44	617	14.0	56	4
James	39	382	9.8	39	2
Jones	29	259	8.9	40	0
Lee	22	261	11.9	18	1
Bland	21	307	14.6	35	2
Chadwick	20	304	15.2	32	3
Carter	13	145	11.2	31	0
Paige	11	100	9.1	15	0
Starring	5	89	17.8	40	0

Williams, S.	3	46	15.3	32	0
Lewis	3	32	10.7	23	1
Craig	2	29	14.5	18	0
Painter	1	1	1.0	1	0
LIONS TOTAL	213	2572	12.1	56	13
Opponents Total	337	3672	10.9	51	17

INTERCEPTIONS

	No.	Yds.	Avg.	LG	TD
Mitchell	3	107	35.7	90	1
Jamison	3	56	18.7	52	1
Griffin	2	31	15.5	31	0
Blades	2	12	6.0	7	0
Cherry	2	0	0.0	0	0
Holmes	1	32	32.0	32	0
Williams, J.	1	5	5.0	5	0
McNorton	1	4	4.0	4	0
LIONS TOTAL	15	247	16.5	90	2
Opponents Total	18	159	8.8	34	0

PUNTING


	No.	Yds.	Avg.	TB	In	20	LG	Blk.
Arnold	97	4110	42.4	7	22	69	0	0
LIONS TOTAL	97	4110	42.4	7	22	69	0	0
Opponents Total	74	2915	39.4	11	19	67	0	0

PUNT RETURNS

	No.	FC	Yds.	Avg.	LG	TD
Mandley	37	7	287	7.8	25	0
Bland	5	1	59	11.8	24	0
LIONS TOTAL	42	8	346	8.2	25	0
Opponents Total	57	19	483	8.5	77	1

KICKOFF RETURNS

	No.	Yds.	Avg.	LG	TD
Lee	18	355	19.7	39	0
Painter	17	347	20.4	32	0
Bland	8	179	22.4	29	0
Starring	8	130	16.3	22	0
Woolfolk	4	99	24.8	46	0
Morris	2	41	20.5	25	0
Andolsek	1	3	3.0	3	0
Saleaumua	1	0	0.0	0	0
LIONS TOTAL	59	1154	19.6	46	0
Opponents Total	56	1076	19.2	41	0



1988 DETROIT LIONS' DEFENSIVE STATISTICS

Player	TACKLES			Sacks/Yards	Ints./Yards	Pass Def.	FUMBLES		BLOCKED			TDs Safety	
	Total	Solo	Asst.				Force	Recover	PATs	FGs	Punts		
Spielman	153	118	35			7	1	1					
Gibson	116	89	27	0.5/ 3		1	2	1					
McNorton	105	87	18		1/ 4	9	3	4					
Blades	102	86	16	1.0/ 19	2/ 12	4	3	4					
Jamison	77	66	11	5.5/ 47	3/ 56	3	1	3				2	
Cofer	75	65	10	12.0/ 88			3	2					
Ball	68	49	19	2.0/ 13		2							
Holmes	60	47	13		1/ 32	10	1						
Williams, E.	43	34	9	6.5/ 51		4	3						
Griffin	41	34	7	1.0/ 19	2/ 31	4	2	1					
Ferguson	37	28	9	8.5/ 75		1	1						
Mitchell	31	22	9		3/107	3						1	
Williams, J.	26	22	4	2.0/ 10	1/ 5			1					
Cherry	25	19	6		2/ 0	1							
Watkins	21	18	3			5							
Butcher	18	17	1										
Lockett	17	16	1	1.0/ 8									
White	16	15	1			1		1					
Rogers	15	11	4	1.0/ 7		1							
Saleaumua	11	10	1	2.0/ 18									
Bland	10	10					1						
Strauthers	10	7	3	2.0/ 17									
Robinson	9	8	1										
Paige	8	8					1						
Williams, S.	8	8						1					
Green	6	4	2	2.0/ 18				1					
Rubick	4	4											
Clark	3	2	1										
Lee	3	2	1										
Painter	3	2	1										
Ahrens	2	2											
Jones	2	2											
Chadwick	2	2											
James	2	2											
Sanders	1	1						1					
Starring	1	1											
Mandley	1	1											
Glover	1	1											
Carter	1	1											
Milnichik	0						1						
LIONS'	1134	921	213	47.0/393	15/247	56	23	21	0	0	0	3	0
Opponents	902	735	167	52.0/410	18/159	75	11	15	1	0	0	0	1

DATE OPPONENT	TAKE AWAYS			GIVE AWAYS			TURNOVER RATIO	
	Ints.	Fumbles	Total	Ints.	Fumbles	Total	This Week	Season
9/04 ATLANTA FALCONS	1	3	4	1	0	1	+3	+3
9/11 Los Angeles Rams	1	1	2	1	2	3	-1	+2
9/18 NEW ORLEANS SAINTS	1	1	2	2	0	2	+0	+2
9/25 NEW YORK JETS	1	0	1	1	0	1	+0	+2
10/02 San Francisco 49ers	0	1	1	0	2	2	-1	+1
10/09 CHICAGO BEARS	0	1	1	1	1	2	-1	+0
10/16 New York Giants	0	2	2	1	1	2	+0	+0
10/23 Kansas City Chiefs	1	1	2	2	1	3	-1	-1
10/30 NEW YORK GIANTS	0	2	2	1	1	2	+0	-1
11/06 Minnesota Vikings	1	0	1	1	1	2	-1	-2
11/13 TAMPA BAY BUCCANEERS	2	2	4	2	1	3	+1	-1
11/20 Green Bay Packers	1	2	3	0	1	1	+2	+1
11/24 MINNESOTA VIKINGS	0	0	0	2	0	2	-2	-1
12/04 GREEN BAY PACKERS	3	3	6	0	1	1	+5	+4
12/11 Chicago Bears	0	1	1	0	2	2	-1	+3
12/18 Tampa Bay Buccaneers	3	1	4	3	1	4	+0	+3
TOTALS	15	21	36	18	15	33		+3

1988 GAME-BY-GAME DEFENSIVE STATISTICS

(Code: solo/assists/sacks)

Player	ATL	@ LA	N.O.	NYJ	@ SF	CHI	@ NYG	@ KC	NYG	@ Minn	TB	@ GB	MINN	GB	@ Chi	@ TB
Ahrens	--	--	--	--	--	--	--	--	--	1-0-0	--	1-0-0	--	--	--	--
Ball	1-2-0	5-1-0	3-2-0	4-1-0	2-0-0	1-0-0	3-3-0	5-2-0	0-1-0	3-2-1	6-2-0	1-0-0	7-1-0	0-1-0	4-1-0	4-0-1
Blades	12-1-0	5-2-0	11-0-0	5-1-0	5-3-0	6-2-0	9-2-0	3-0-0	--	0-0-0	3-1-0	5-0-0	8-2-0	3-1-0	6-0-0	3-1-1
Bland	--	1-0-0	--	2-0-0	1-0-0	--	--	--	--	1-0-0	1-0-0	--	--	2-0-0	2-0-0	--
Butcher	--	1-0-0	--	1-0-0	1-1-0	2-0-0	1-0-0	2-0-0	--	4-0-0	--	1-0-0	1-0-0	2-0-0	1-0-0	--
Chadwick	--	--	--	--	--	--	--	--	1-0-0	--	1-0-0	--	--	--	--	--
Cherry	4-0-0	0-3-0	6-2-0	0-1-0	2-1-0	1-0-0	1-0-0	--	1-0-0	--	1-0-0	1-0-0	1-0-0	--	--	--
Clark	1-0-0	--	--	1-0-0	--	--	--	--	--	--	--	--	--	--	--	--
Cofer	7-0-1	7-0-1	5-0-0	3-0-1	3-1-2	6-0-1	7-1-1	0-3-0	5-2-15	3-1-1	2-1-5	4-0-2	4-1-1	2-1-0	4-0-0	3-0-0
Ferguson	--	2-1-5	2-2-0	--	--	--	6-2-2	2-0-2	4-1-1	1-0-1	2-0-0	1-0-1	3-1-1	1-0-0	3-1-0	1-1-0
Gibson	2-4-0	6-3-0	5-3-0	5-2-0	4-0-0	9-2-5	2-1-0	8-0-0	11-1-0	6-4-0	4-0-0	6-1-0	4-1-0	4-3-0	6-0-0	7-2-0
Glover	--	--	--	--	--	--	--	0-1-0	--	--	--	--	--	--	--	--
Griffin	5-0-0	1-0-0	1-0-0	0-2-0	2-0-0	4-1-0	1-0-0	3-0-0	6-0-0	2-2-0	2-1-1	--	2-0-0	1-1-0	1-0-0	3-0-0
Hadd	--	--	--	--	--	--	--	--	--	--	--	--	--	--	--	--
Holmes	7-1-0	1-0-0	4-0-0	2-0-0	4-1-0	5-2-0	2-0-0	2-2-0	2-1-0	5-0-0	2-2-0	4-0-0	4-3-0	1-0-0	--	2-1-0
James	--	1-0-0	1-0-0	--	--	--	--	--	--	--	--	--	--	--	--	--
Jamison	1-1-0	--	1-0-0	--	1-0-0	3-2-5	5-1-0	2-2-0	4-0-1	6-5-0	4-0-0	5-0-0	12-2-0	5-0-0	8-0-0	7-0-2
Jones	--	2-0-0	--	--	--	--	--	--	--	--	--	--	--	--	--	--
Lee	--	--	--	--	--	--	--	--	--	2-1-0	--	--	--	--	--	--
Lockett	1-0-0	--	1-0-0	4-0-1	1-1-0	1-0-0	--	--	4-0-0	1-0-0	1-0-0	--	1-0-0	--	2-0-0	--
Mandley	1-0-0	--	--	--	--	--	--	--	--	--	--	--	--	--	--	--
Mitchell	--	--	--	--	--	--	--	0-3-0	1-0-0	3-2-0	5-0-0	2-0-0	1-3-0	6-0-0	2-0-0	2-1-0
McNorton	10-2-0	8-0-0	3-1-0	8-0-0	5-1-0	6-0-0	6-1-0	1-3-0	5-2-0	8-5-0	1-0-0	10-1-0	4-1-0	7-1-0	3-0-0	2-0-0
Paige	--	--	1-0-0	--	--	--	--	1-0-0	1-0-0	2-0-0	--	--	--	3-0-0	--	--
Painter	--	--	--	--	0-1-0	--	2-0-0	--	--	--	--	--	--	--	--	--
Robinson	1-0-0	--	3-0-0	--	0-1-0	2-0-0	--	--	1-0-0	--	--	--	1-0-0	--	--	--
Rogers	1-0-0	1-0-1	3-0-0	5-1-0	1-3-0	--	--	--	--	--	--	--	--	--	--	--
Rubick	--	--	--	--	--	1-0-0	--	--	--	--	--	--	2-0-0	--	1-0-0	--
Saleaumua	--	1-0-0	--	3-0-0	--	--	3-0-1	--	--	1-1-0	--	--	1-2-0	--	1-0-1	1-0-0
Sanders	--	--	--	--	--	--	--	--	--	1-0-0	--	--	--	--	--	--
Spielman	3-3-0	4-4-0	7-2-0	11-2-0	7-3-0	5-2-0	12-2-0	6-1-0	7-1-0	10-6-0	4-3-0	7-1-0	8-3-0	8-1-0	8-1-0	11-0-0
Starring	--	--	--	--	--	--	--	--	--	--	--	--	1-0-0	--	--	--
Strauthers	--	--	--	--	--	--	1-0-0	--	1-1-1	2-0-1	1-0-0	--	1-2-0	--	--	1-0-0
Watkins	1-0-0	1-1-0	2-0-0	4-0-0	--	1-0-0	3-0-0	2-0-0	2-0-0	0-1-0	--	1-0-0	0-1-0	1-0-0	--	--
White	1-0-0	--	1-0-0	1-0-0	3-0-0	--	--	--	2-0-0	--	--	1-1-0	--	2-0-0	2-0-0	1-0-0
EWilliams	1-0-1	2-1-0	4-1-0	2-0-1	2-0-0	1-0-0	3-1-0	2-0-2	0-1-5	3-3-1	5-1-5	1-1-0	1-1-0	1-0-0	2-0-0	3-0-0
JWilliams	2-0-0	8-0-1	4-1-0	4-1-1	4-2-0	--	--	--	--	--	--	--	--	--	--	--
SWilliams	--	--	--	--	--	2-0-0	--	--	--	--	1-0-0	2-0-0	--	2-0-0	--	1-0-0

LIONS' 1988 SEASON AT A GLANCE

Lions 31, Falcons 17

At Pontiac, Sept. 4

Attendance — 31,075

FALCONS3	0	0	14-17
LIONS0	10	14	7-31

Falcons ... FG Davis 19
 Lions ... Mandley 7 pass from Long
 (Murray kick)
 Lions ... FG Murray 37
 Lions ... James 1 run (Murray kick)
 Lions ... Jamison 4 fumble recovery
 (Murray kick)
 Falcons ... Higdon 9 pass from Miller (Davis
 kick)
 Lions ... Lewis 1 pass from Long (Murray
 kick)
 Falcons ... Settle 2 run (Davis kick)

	Falcons	Lions
First Downs26	19
Total Net Yards359	230
Net Yards Rushing172	142
Net Yards Passing187	88
Passes (Att/Comp/Int)38-25-1	19-13-1
Punts-Average4-42.0	5-38.6
Fumbles-Lost3-3	1-0
Penalties-Yards7-71	9-63

Rushing

Falcons—Riggs 16 for 98; Miller 4 for 49;
 Settle 7 for 23; Stamps 2 for 2.

Lions—James 2 for 96; Paige 9 for 42;
 Woolfolk 1 for 4.

Passing

Falcons—Miller 24 of 36, 205 yards, 1 TD,
 1 int.

Lions—Long 13 of 19, 107 yards, 2 TDs,
 1 int.

Receiving

Falcons—Riggs 8 for 51; Dixon 4 for 42;
 Stamps 4 for 19; Bailey 3 for 46; Matthews
 2 for 19; Settle 2 for 16; Higdon 1 for 9, 1
 TD; Whisenhunt 1 for 7.

Lions—Paige 5 for 35; Lee 2 for 28; James
 2 for 21; Mandley 2 for 10, 1 TD; Bland 1 for
 12; Lewis 1 for 1, 1 TD.

Rams 17, Lions 10

At Los Angeles, Sept. 11

Attendance — 46,262

LIONS3	7	0	0-10
RAMS0	7	10	0-17

Lions ... FG Murray 30
 Rams ... Bell 1 run (Lansford kick)
 Lions ... Lee 12 pass from Long (Murray
 kick)
 Rams ... FG Lansford 46
 Rams ... D. Johnson 4 pass from Everett
 (Lansford kick)

	Lions	Rams
First Downs16	23
Total Net Yards210	315
Net Yards Rushing76	191
Net Yards Passing134	124
Passes (Att/Comp/Int)37-15-1	27-17-1
Punts-Average6-44.7	5-36.0
Fumbles-Lost3-2	3-1
Penalties-Yards6-50	5-36

Rushing

Lions—Jones 12 for 32; James 10 for 25,
 Long 1 for 11; Mandley 1 for 8.

Rams—Bell 27 for 139; Delpino 5 for 31;
 Everett 7 for 16; McGell 2 for 2; Green 1 for
 3.

Passing

Lions—Long 12 of 29, 143 yards, 1 TD,
 1 int.; Hipple 2 of 8, 22 yards.

Rams—Everett 17 of 27, 141 yards, 1 TD,
 1 int.

Receiving

Lions—Lee 5 for 59, 1 TD; Mandley 5 for
 47; Jones 2 for 48; Lewis 1 for 8; James
 for 3.

Rams—Cox 4 for 43; Johnson 4 for 27;
 Holohan 3 for 19; Delpino 3 for 17; Anderson,
 1 for 21; Ellard 1 for 12; Bell 1 for 2.

Saints 22, Lions 14

At Pontiac, Sept. 18

Attendance — 32,943

SAINTS0	7	12	3-2
LIONS7	7	0	0-14

Lions ... Bland 9 pass from Long (Murray
 kick)
 Saints ... Hill 29 pass from Hebert
 (Andersen kick)
 Lions ... Bland 10 pass from Long
 (Murray kick)
 Saints ... FG Andersen 37
 Saints ... Safety, Jackson tackled Long in
 end zone

Saints Hilliard 3 run (Andersen kick)
 Saints FG Andersen 29

	Saints	Lions
First Downs	22	18
Total Net Yards	401	272
Net Yards Rushing	119	40
Net Yards Passing	282	232
Passes (Comp/Att/Int)	23-32-1	20-35-2
Punts-Average	3-41.0	3-44.0
Fumbles-Lost	1-1	3-0
Penalties-Yards	9-84	5-38

Rushing

Saints—Hilliard 20 for 62; 1 TD; Mayes 8 for 31; Heyward 6 for 17; Hebert 1 for 9.

Lions—Jones 6 for 21; James 11 for 15; Long 1 for 4.

Passing

Saints—Hebert 23 of 32, 282 yards, 1 TD, 1 int.

Lions—Long 20 of 33, 274 yards, 2 TD, 2 int.; Hipple 0 of 1, 0 yards; Arnold 0 of 1, 0 yards.

Receiving

Saints—Martin 6 for 71; Hill 4 for 65; 1 TD; Hilliard 4 for 51; Tice 4 for 43; Clark 2 for 21; Perriman 1 for 15; Heyward 1 for 11; Benson 1 for 5.

Lions—Bland 6 for 96, 2 TDs; Mandley 4 for 63; Lee 4 for 50; Jones 3 for 30; James 2 for 12; Lewis 1 for 23.

Jets 17, Lions 10

At Pontiac, Sept. 25
 Attendance — 29,250

JETS	3	7	0	7—17
LIONS	3	0	7	0—10

Jets FG Leahy 39

Lions FG Murray 39

Jets McNeil 10 pass from O'Brien (Leahy kick)

Lions James 1 run (Murray kick)

Jets Walker 26 pass from O'Brien (Leahy kick)

	Jets	Lions
First Downs	19	12
Total Net Yards	316	183
Net Yards Rushing	86	86
Net Yards Passing	230	97
Passes (Comp/Att/Int)	27-38-1	10-21-1
Punts-Average	5-38.0	6-42.2
Fumbles-Lost	0-0	0-0
Penalties-Yards	9-56	4-29

Rushing

Jets—McNeil 14 for 43; Vick 10 for 26; O'Brien 3 for 14; Hector 2 for 3.

Lions—Jones 9 for 30; Painter 7 for 28; James 6 for 19, 1 TD; Paige 4 for 6; Long 2 for 3.

Passing

Jets—O'Brien 27 of 38, 253 yards, 2 TDs, 1 int.

Lions—Long 10 of 21, 119 yards, 1 int.

Receiving

Jets—Toon 10 for 75; McNeil 4 for 45, 1 TD; Vick 4 for 22; Walker 3 for 51, 1 TD; Shuler 3 for 35; Hector 2 for 19; Sohn 1 for 6.

Lions—Mandley 4 for 65; Jones 2 for 7; Bland 1 for 15; Lee 1 for 14; Craig 1 for 11; Carter 1 for 7.

49ers 20, Lions 13

At San Francisco, Oct. 2
 Attendance — 58,285

LIONS	0	3	3	7—13
49ERS	0	10	7	3—20

49ers Rice 11 run (Cofer kick)

Lions 11 FG Murray 24

49ers FG Cofer 29

49ers Taylor 77 punt return (Cofer kick)

Lions FG Murray 34

49ers FG Cofer 29

Lions Mandley 11 pass from Long (Murray kick)

	Lions	49ers
First Downs	18	19
Total Net Yards	297	339
Net Yards Rushing	49	176
Net Yards Passing	248	163
Passes (Comp/Att/Int)	21-37-0	19-30-0
Punts-Average	6-39.2	6-36.8
Fumbles-Lost	3-2	2-1
Penalties-Yards	2-15	4-25

Rushing

Lions—James 12 for 30; Jones 4 for 6; Hipple 1 for 5; Long 2 for 4; Mandley 1 for 3; Painter 1 for 1.

49ers—Craig 18 for 90; Rathman 12 for 74; Rice 1 for 11, 1 TD; Montana 4 for 1.

Passing

Lions—Long 11 of 19, 139 yards, 1 TD; Hipple 10 of 18, 136 yards.

49ers—Montana 19 of 30, 182 yards.

continued

Receiving

Lions—Mandley 7 for 116, 1 TD; Jones 5 for 56; Lee 4 for 43; Carter 3 for 35; Bland 2 for 25.

49ers—Wilson 6 for 59; Craig 5 for 31; Rathman 4 for 38; Rice 2 for 35; Heller 2 for 19.

Bears 24, Lions 7

At Pontiac, Oct. 9

Attendance — 64,526

BEARS7	10	0	7—24
LIONS0	0	7	0—7

Bears....McKinnon 11 pass from McMahon (Butler kick)

Bears....Anderson 1 run (Butler kick)

Bears....FG Butler 37

Lions....Mandley 7 pass from Hilger (Murray kick)

Bears....Morris 31 pass from Tomczak (Butler kick)

	Bears	Lions
First Downs20	18
Total Net Yards323	262
Net Yards Rushing101	42
Net Yards Passing222	220
Passes (Comp/Att/Int)22-36-0	19-57-1
Punts-Average8-47.5	9-45.8
Fumbles-Lost5-1	1-1
Penalties-Yards7-45	12-134

Rushing

Bears—Anderson 14 for 70, 1 TD; Muster 4 for 15; Suhey 4 for 14; Sanders 5 for 2; Tomczak 1 for 0.

Lions—James 8 for 26; Jones 2 for 13; Painter 1 for 2; Paige 1 for 1; Hilger 1 for 0.

Passing

Bears—Tomczak 12 of 22, 158 yards, 1 TD; McMahon 8 of 11, 78 yards, 1 TD; Harbaugh 2 of 3, 10 yards.

Lions—Hilger 13 of 43, 186 yards, 1 TD, 1 int.; Long 6 of 14, 57 yards.

Receiving

Bears—Morris 4 for 65, 1 TD; McKinnon 4 for 49, 1 TD; Gentry 3 for 29; Muster 3 for 21; Morehead 3 for 18; Suhey 2 for 33; Anderson 2 for 20; Davis 1 for 11.

Lions—Lee 5 for 55; Mandley 4 for 82, 1 TD; Carter 4 for 38; Bland 2 for 36; Jones 2 for 12; Craig 1 for 18; James 1 for 2.

Giants 30, Lions 10

At East Rutherford, Oct. 16

Attendance — 74,813

LIONS0	10	0	0—10
GIANTS0	7	16	7—30

Giants....Bavaro 6 pass from Simms (Allegre kick)

Lions....James 39 pass from Hilger (Murray kick)

Lions....FG Murray 32

Giants....Baker 51 pass from Simms (Allegre kick)

Giants....FG Allegre 33

Giants....FG Allegre 48

Giants....FG Allegre 25

Giants....Morris 8 run (Allegre kick)

	Lions	Giants
First Downs10	23
Total Net Yards113	402
Net Yards Rushing48	122
Net Yards Passing65	280
Passes (Comp/Att/Int)9-26-1	23-32-0
Punts-Average8-40.4	3-36.0
Fumbles-Lost2-1	3-2
Penalties-Yards7-59	11-91

Rushing

Lions—James 14 for 26; Jones 4 for 11; Hilger 2 for 11; Painter 2 for 2; Mandley 1 for -2.

Giants—Morris 15 for 49, 1 TD; Carthon 9 for 31; Simms 1 for 1; Anderson 13 for 41.

Passing

Lions—Hilger 9 of 28, 130 yards, 1 TD, 1 int.

Giants—Simms 23 of 32, 320 yards, 2 TDs.

Receiving

Lions—James 4 for 77, 1 TD; Jones 1 for 26; Paige 1 for 15; S. Williams 1 for 6; Mandley 1 for 5; Painter 1 for 1.

Giants—Bavaro 8 for 80, 1 TD; Baker 5 for 98, 1 TD; Manuel 3 for 71; Morris 3 for 22; Carthon 2 for 11; McConkey 1 for 28; Anderson 1 for 10.

Lions 7, Chiefs 6

At Kansas City, Oct. 23

Attendance — 66,926

LIONS0	7	0	0—7
CHIEFS0	3	3	0—6

Chiefs....FG Lowery 38

Lions....Chadwick 14 pass from Hilger (Murray kick)

Chiefs....FG Lowery 43

	Lions	Chiefs
First Downs	14	12
Total Net Yards	215	171
Net Yards Rushing	127	61
Net Yards Passing	88	110
Passes (Comp/Att/Int)	8-18-2	17-29-1
Punts-Average	7-40.9	6-39.3
Fumbles-Lost	1-1	1-1
Penalties-Yards	5-30	4-25

Rushing

Lions—Paige 12 for 47; Jones 12 for 45; James 11 for 24; Painter 3 for 8; Hilger 1 for 2; S. Williams 1 for 1.

Chiefs—Okoye 9 for 33; Palmer 6 for 17; Heard 3 for 10; Saxon 1 for 1.

Passing

Lions—Hilger 8 of 18, 111 yards, 1 TD, 2 ints.

Chiefs—Kenney 17 of 29, 154 yards, 1 int.

Receiving

Lions—Chadwick 2 for 32, 1 TD; James 2 for 27; Carter 1 for 22; Jones 1 for 13; Mandley 1 for 9; Bland 1 for 8.

Chiefs—Palmer 7 for 30; Paige 5 for 63; Carson 2 for 39; Okoye 2 for 17; Heard 1 for 5.

Giants 13, Lions 10 (OT)

At Pontiac, Oct. 30

Attendance — 38,354

GIANTS	0	3	7	0	3—13
LIONS	0	7	0	3	0—10

Lions Chadwick 15 pass from Hilger (Murray kick)

Giants FG McFadden 42

Giants Morris 1 run (McFadden kick)

Lions 11 FG Murray 37

Giants FG McFadden 33

	Giants	Lions
First Downs	20	11
Total Net Yards	272	146
Net Yards Rushing	76	48
Net Yards Passing	196	98
Passes (Comp/Att/Int)	22-36-0	14-29-1
Punts-Average	5-42.8	8-45.9
Fumbles-Lost	3-2	1-1
Penalties-Yards	7-48	4-57

Rushing

Giants—Morris 18 for 51, 1 TD; Anderson 6 for 17; Carthon 3 for 10; Rouson 1 for 1; Simms 1 for -3.

Lions—James 12 for 31; Hilger 2 for 9; Paige 5 for 8; Witkowski 1 for 0.

Passing

Giants—Simms 22 of 36, 227 yards.

Lions—Hilger 14 of 28, 147 yards, 1 TD, 1 int.

Receiving

Giants—Baker 7 for 82; Manuel 3 for 48; Bavaro 3 for 31; Carthon 3 for 22; Anderson 3 for 10; Mowatt 2 for 27; McConkey 1 for 7.

Lions—Paige 5 for 50; James 4 for 44; Chadwick 2 for 22, 1 TD; Bland 1 for 16; Carter 1 for 8; Mandley 1 for 7.

Vikings 44, Lions 17

At Minneapolis, Nov. 6

Attendance — 55,573

LIONS	0	10	7	0—17
VIKINGS	7	6	10	21—44

Vikings ... Rice 3 run (Nelson kick)

Vikings ... Anderson 1 run (kick failed)

Lions FG Murray 48

Lions Jamison 52 interception return (Murray kick)

Vikings ... Jordan 16 pass from Wilson (Nelson kick)

Lions Mandley 8 pass from Hilger (Murray kick)

Vikings ... FG Nelson 18

Vikings ... Fenney 20 run (Nelson kick)

Vikings ... Gustafson 10 pass from Wilson (Nelson kick)

Vikings ... Rice 3 run (Nelson kick)

	Lions	Vikings
First Downs	8	33
Total Net Yards	89	553
Net Yards Rushing	68	198
Net Yards Passing	21	355
Passes (Comp/Att/Int)	8-22-1	28-35-1
Punts-Average	6-44.5	2-44.5
Fumbles-Lost	2-1	0-0
Penalties-Yards	6-68	8-96

Rushing

Lions—James 8 for 28; Jones 5 for 27; Mandley 1 for 13; Hilger 1 for 0.

Vikings—Fenney 6 for 48, 1 TD; Harris 9 for 39; Anderson 6 for 34, 1 TD; Dozier 10 for 32; Wilson 2 for 16; Gannon 1 for 15; Rice 5 for 14, 2 TDs.

Passing

Lions—Hilger 8 of 22, 63 yards, 1 TD, 1 int.

Vikings—Wilson 28 of 35, 391 yards, 2 TDs, 1 int.

continued

Receiving

Lions—Mandley 3 for 33, 1 TD; James 2 for 9; S. Williams 1 for 8; Bland 1 for 7; Jones 1 for 6.

Vikings—Carter 8 for 188; Jordan 8 for 88, 1 TD; Jones 4 for 59; Harris 3 for 17; Gustafson 2 for 26; Rice 2 for 4; Lewis 1 for 9.

Buccaneers 23, Lions 20

At Pontiac, Nov. 13

Attendance — 25,956

BUCCANEERS7	3	0	13—23
LIONS10	0	0	10—20

Lions FG Murray 39

Lions James 1 run (Murray kick)

Buccaneers ... Howard 29 run (Igwebuike kick)

Buccaneers ... FG Igwebuike 23

Lions FG Murray 38

Buccaneers ... Tate 5 run (Igwebuike kick)

Buccaneers ... FG Igwebuike 22

Lions James 19 pass from Hilger (Murray kick)

Buccaneers ... FG Igwebuike 52

	Buccaneers	Lions
First Downs17	22
Total Net Yards304	278
Net Yards Rushing225	75
Net Yards Passing79	203
Passes (Comp/Att/Int)9-13-2	20-41-2
Punts-Average2-43.0	3-39.0
Fumbles-Lost2-2	2-1
Penalties-Yards4-44	4-30

Rushing

Buccaneers—Tate 18 for 106, 1 TD; Howard 14 for 78, 1 TD; Goode 4 for 39; Smith 1 for 3; Testaverde 1 for -1.

Lions—Jones 9 for 40; James 15 for 34; Paige 1 for 1; Hilger 1 for 0.

Passing

Buccaneers—Testaverde 9 of 13, 107 yards, 2 ints.

Lions—Hilger 20 of 41, 212 yards, 1 TD, 2 ints.

Receiving

Buccaneers—Carrier 3 for 34; Hill 2 for 35; Hall 2 for 28; Howard 1 for 7; Tate 1 for 3.

Lions—James 8 for 84, 1 TD; Chadwick 3 for 43; Bland 3 for 33; Jones 3 for 21; Starring 2 for 20; Mandley 1 for 11.

Lions 19, Packers 9

At Milwaukee, Nov. 20

Attendance — 44,327

LIONS3	6	0	10—19
PACKERS0	0	3	6—9

Lions FG Murray 22

Lions 11 FG Murray 37

Lions FG Murray 19

Packers ... FG Dawson 32

Lions S. Williams 1 run (Murray kick)

Lions FG Murray 26

Packers ... Matthews 3 pass from Majkowski (Dawson kick)

	Lions	Packers
First Downs15	24
Total Net Yards270	356
Net Yards Rushing156	52
Net Yards Passing114	327
Passes (Comp/Att/Int)10-20-0	30-45-1
Punts-Average4-48.0	3-34.3
Fumbles-Lost3-1	4-2
Penalties-Yards8-55	13-84

Rushing

Lions—James 12 for 76; Jones 10 for 33; Paige 4 for 23; S. Williams 8 for 21, 1 TD; Bland 1 for 4; Hilger 2 for -1.

Packers—Fullwood 6 for 22; Majkowski 2 for 18; Woodside 5 for 9; Matthews 1 for 4; Carruth 2 for -1.

Passing

Lions—Hilger 10 of 20, 119 yards.

Packers—Majkowski 30 of 43, 327 yards, 1 TD, 1 int.; Carruth 0 of 1, 0 yards.

Receiving

Lions—James 4 for 42; Jones 3 for 20; Chadwick 2 for 25; S. Williams 1 for 32.

Packers—Sharpe 8 for 124; Woodside 8 for 59; Kemp 5 for 53; Matthews 4 for 33, 1 TD; Scott 2 for 36; Mason 1 for 18; Carruth 1 for 8; Fullwood 1 for -4.

Vikings 23, Lions 0

At Pontiac, Nov. 24

Attendance — 46,379

VIKINGS0	20	3	0—23
LIONS0	0	0	0—0

Vikings ... Anderson 2 run (Nelson kick)

Vikings ... FG Nelson 21

Vikings ... Anderson 1 run (Nelson kick)

Vikings ... FG Nelson 33

Vikings ... FG Nelson 18

	Vikings	Lions
First Downs	24	3
Total Net Yards	353	60
Net Yards Rushing	181	18
Net Yards Passing	172	42
Passes (Comp/Att/Int)	16-21-0	6-20-2
Punts-Average	5-37.4	8-46.5
Fumbles-Lost	1-0	2-0
Penalties-Yards	3-25	4-51

Rushing

Vikings—Rice 13 for 59; Anderson 19 for 53, 2 TDs; Nelson 10 for 23; Harris 4 for 21; Wilson 3 for 18; Dozier 2 for 7.

Lions—James 4 for 8; Hilger 1 for 6; Jones 5 for 4; Long 1 for 0.

Passing

Vikings—Wilson 16 of 21, 186 yards; Kramer 0 of 0, 0 yards.

Lions—Hilger 4 of 14, 43 yards, 1 int.; Long 2 of 6, 5 yards, 1 int.

Receiving

Vikings—Carter 7 for 84; Jones 5 for 68; Gustafson 1 for 20; Rice 2 for 7; Jordan 1 for 7.

Lions—Chadwick 2 for 30; Jones 2 for 4; Bland 1 for 11; James 1 for 3.

Lions 30, Packers 14

At Pontiac, Dec. 4

Attendance — 28,124

PACKERS	0	0	0	14-14
LIONS	10	17	0	3-30

Lions FG Murray 26
 Lions Mandley 21 run (Murray kick)
 Lions FG Murray 23
 Lions Mitchell 90 interception return (Murray kick)
 Lions James 2 run (Murray kick)
 Packers West 4 pass from Wright (Dorsey kick)
 Lions FG Murray 23
 Packers Sharpe 24 pass from Wright (Dorsey kick)

	Packers	Lions
First Downs	21	15
Total Net Yards	360	220
Net Yards Rushing	92	94
Net Yards Passing	268	126
Passes (Comp/Att/Int)	29-52-3	11-25-0
Punts-Average	5-36.6	6-44.5
Fumbles-Lost	3-3	1-1
Penalties-Yards	7-85	8-55

Rushing

Packers—Fullwood 11 for 65; Carruth 2 for 16; Woodside 2 for 5; Mason 1 for 6.

Lions—James 14 for 49, 1 TD; Mandley 1 for 21, 1 TD; Paige 5 for 14; Jones 6 for 12; Painter 2 for 0; Hilger 2 for -2.

Passing

Packers—Wright 29 of 52, 284 yards, 2 TD, 3 ints.

Lions—Hilger 11 of 25, 141 yards.

Receiving

Packers—Woodside 7 for 40; Sharpe 6 for 71, 1 TD; Kemp 3 for 41; Fullwood 3 for 20; West 3 for 15, 1 TD; Matthews 2 for 40; Bolton 2 for 33; Carruth 1 for 11; Scott 1 for 7; Mason 1 for 6.

Lions—James 4 for 33; Mandley 3 for 54; Bland 1 for 31; Chadwick 1 for 19; Carter 1 for 12; Jones 1 for -8.

Bears 13, Lions 12

At Chicago, Dec. 11

Attendance — 55,010

LIONS	0	3	3	6-12
BEARS	0	3	7	3-13

Bears FG Butler 35
 Lions FG Murray 25
 Lions FG Murray 44
 Bears Harbaugh 4 run (Butler kick)
 Lions James 1 run (kick failed)
 Bears FG Butler 32

	Lions	Bears
First Downs	14	14
Total Net Yards	310	250
Net Yards Rushing	115	82
Net Yards Passing	195	168
Passes (Comp/Att/Int)	13-28-0	18-26-0
Punts-Average	5-35.0	7-34.7
Fumbles-Lost	3-2	2-1
Penalties-Yards	4-25	3-20

Rushing

Lions—Paige 6 for 49; James 14 for 39, 1 TD; Jones 7 for 26; Painter 1 for 1; Hilger 2 for 0.

Bears—Harbaugh 7 for 36, 1 TD; Anderson 11 for 23; Sanders 8 for 13; Suhey 6 for 10.

Passing

Lions—Hilger 13 of 28, 195 yards.

Bears—Harbaugh 18 of 26, 174 yards.

continued

Receiving

Lions—Mandley 4 for 46; Starring 3 for 69; Chadwick 3 for 63; Carter 1 for 9; James 1 for 6; Jones 1 for 2.

Bears—McKinnon 4 for 61; Boso 3 for 25; Suhey 3 for 22; Davis 2 for 28; Thornton 2 for 16; Anderson 2 for 5; Gentry 1 for 14; Sanders 1 for 3.

Buccaneers 21, Lions 10

At Tampa Bay, Dec. 18

Attendance — 37,778

LIONS0	0	10	0-10
BUCCANEERS7	7	0	7-21

Buccaneers . . . Hill 31 pass from Testaverde (Carney kick)

Buccaneers . . . Carrier 31 pass from Testaverde (Carney kick)

Lions FG Murray 27

Lions Chadwick 19 pass from Hilger (Murray kick)

Buccaneers . . . Carrier 27 pass from Testaverde (Carney kick)

Lions Buccaneers

First Downs14	17
Total Net Yards250	242
Net Yards Rushing59	103
Net Yards Passing191	139
Passes (Comp/Att/Int)16-40-3	12-23-3
Punts-Average7-35.7	5-40.8
Fumbles-Lost3-1	2-1
Penalties-Yards6-45	5-34

Rushing

Lions—James 7 for 26; Paige 5 for 16; Jones 5 for 14; Hilger 3 for 2; Mandley 1 for 1.

Buccaneers—Tate 19 for 53; J. Smith 10 for 39; Goode 4 for 9; Hill 1 for 3; Testaverde 1 for -1.

Passing

Lions—Hilger 16 of 39, 211 yards, 1 TD, 3 ints.

Buccaneers—Testaverde 12 of 23, 189 yards, 3 TDs, 3 ints.

Receiving

Lions—Chadwick 5 for 70, 1 TD; Mandley 4 for 69; James 3 for 19; Jones 2 for 22; Bland 1 for 17; Carter 1 for 14.

Buccaneers—Carrier 3 for 71, 2 TDs; Hill 3 for 53, 1 TD; J. Smith 3 for 17; Hall 2 for 37; D. Smith 1 for 11.



DETROIT'S 1988 STATISTICAL BEST AND WORST PERFORMANCES

OFFENSE

BEST

First Downs	22, TAMPA BAY BUCCANEERS (11/13/88)
Net Rushing Yards	156, Green Bay Packers (11/20/88)
Net Passing Yards	248, San Francisco 49ers (10/02/88)
Total Net Yards	310, Chicago Bears (12/11/88)
Total Plays	73, CHICAGO BEARS (10/09/88)
Rush Attempts	40, Kansas City Chiefs (10/23/88)
Pass Attempts	57, CHICAGO BEARS (10/09/88)
Passes Completed	21, San Francisco 49ers (10/02/88)
Fumbles Lost	0, 4 Times
Yards Penalized	15, San Francisco 49ers (10/02/88)
Time of Possession	35:28, Kansas City Chiefs (10/23/88)
Points Scored	31, ATLANTA FALCONS (9/04/88)

WORST

First Downs	3, MINNESOTA VIKINGS (11/24/88)
Net Rushing Yards	18, MINNESOTA VIKINGS (11/24/88)
Net Passing Yards	21, Minnesota Vikings (11/06/88)
Total Net Yards	60, MINNESOTA VIKINGS (11/24/88)
Total Plays	33, MINNESOTA VIKINGS (11/24/88)
Rush Attempts	11, MINNESOTA VIKINGS (11/24/88)
Pass Attempts	18, Kansas City Chiefs (10/23/88)
Passes Completed	6, MINNESOTA VIKINGS (11/24/88)
Fumbles Lost	2, 3 Times
Yards Penalized	134, CHICAGO BEARS (10/09/88)
Time of Possession	15:03, MINNESOTA VIKINGS (11/24/88)
Points Scored	0, MINNESOTA VIKINGS (11/24/88)

DEFENSE

BEST

First Downs	12, Kansas City Chiefs (10/23/88)
Net Rushing Yards	52, Green Bay Packers (11/20/88)
Net Passing Yards	79, TAMPA BAY BUCCANEERS (11/13/88)
Total Net Yards	171, Kansas City Chiefs (10/23/88)
Total Plays	52, Kansas City Chiefs (10/23/88)
Rush Attempts	16, Twice
Pass Attempts	13, TAMPA BAY BUCCANEERS (11/13/88)
Passes Completed	9, TAMPA BAY BUCCANEERS (11/13/88)
Fumbles Recovered	3, Twice
Interceptions	3, Twice
Time of Possession	24:32, Kansas City Chiefs (10/23/88)
Points Allowed	6, Kansas City Chiefs (10/23/88)

WORST

First Downs	33, Minnesota Vikings (11/06/88)
Net Rushing Yards	225, TAMPA BAY BUCCANEERS (11/13/88)
Net Passing Yards	355, Minnesota Vikings (11/06/88)
Total Net Yards	553, Minnesota Vikings (11/06/88)
Total Plays	79, Minnesota Vikings (11/06/88)
Rush Attempts	51, MINNESOTA VIKINGS (11/24/88)
Pass Attempts	2, GREEN BAY PACKERS (12/04/88)
Passes Completed	30, Green Bay Packers (11/20/88)
Fumbles Recovered	0, 3 Times
Time of Possession	0, 6 Times
Interceptions	44:57, MINNESOTA VIKINGS (11/24/88)
Time of Possession	44, Minnesota Vikings (11/06/88)

1988 HONORS and MILESTONES...

JIM ARNOLD

Most punts in a season by a Lions' player97
 Longest punt of his careerat Green Bay, 69 yards
 (seventh longest by a Lion)

NFC punting leader42.9 avg.
 NFC Pro Bowl squadsecond straight year
 First-team All-NFC (United Press International), Second-team NFL All-Pro (Associated Press), NFL All-Pro (Pro Football Writers Association), All-NFL team (Pro Football Weekly), First-team All-Pro team (World Almanac).

BENNIE BLADES

Second-team All-Pro (World Almanac), Honorable mention NFL All-Pro (Associated Press), NFL All-Rookie team (United Press International, College & Pro Football Newsweekly).

MICHAEL COFER

Most sacks in a season by a Lions' linebacker12
 NFC Pro Bowl squadfirst-ever appearance
 Second-team NFL All-Pro (Associated Press), Second-team All-NFC (United Press International).

ERIC HIPPLE

Fourth in Lions' history—most career passing attempts1,528
 Fourth in Lions' history—most career completions823
 Fourth in Lions' history—most career passing yards8,697

JAMES JONES

Fourth in Lions' history—most career rushing attempts960
 Fifth in Lions' history—most career rushing yards3,452
 Fourth in Lions' history—most career passes caught285

PETE MANDLEY

First in Lions' history—career punt returns143
 First in Lions' history—career punt return yards1,360
 Fourth in Lions' history—most punt returns (season)37

DEVON MITCHELL

6th longest interception return by a Lion90 yds. (TD), vs. Green Bay

EDDIE MURRAY

Team scoring leaderninth straight year
 NFL record, highest FG accuracy (tied)95.24% (20-21)
 Honorable mention NFL All-Pro (Associated Press)

CHRIS SPIELMAN

Most tackles ever by a Lions' player in a season193
 Second rookie ever to lead Lions in total tackles (team record)153
 NFC Defensive Rookie of the Year (USA TODAY), NFL Defensive Rookie of the Year (College & Pro Football Newsweekly), NFL All-Rookie team (United Press International, College & Pro Football Newsweekly), Rookie All-Star team (Football Digest), 1988 All-Madden Team ("Just Guys," players who simply deserve to be on the team, regardless of position).

...NEARING MILESTONES IN 1989

Jim Arnold

to reach 500 career punts	needs 37
to reach 6th place in Lions' history (punts)	needs 3

Eric Hipple

to reach 1,600 career passing attempts	needs 72
to reach 3rd place in Lions' history (pass atts.)	needs 171
to reach 900 career passing completions	needs 77
to reach 3rd place in Lions' history (pass comp.)	needs 129
to reach 9,000 career passing yards	needs 303
to reach 3rd place in Lions' history (passing yds.)	needs 3,187
to reach 60 career touchdowns	needs 5
to reach 4th place in Lions' history (touchdowns)	needs 1

Garry James

to reach 500 career rushing attempts	needs 75
to reach 2,000 career rushing yards	needs 490
to reach 100 career receptions	needs 11
to reach 1,000 receiving yards	needs 184

James Jones

to reach 1,000 career rushing attempts	needs 40
to reach 3rd place in Lions' history (rush atts.)	needs 171
to reach 3,500 career rushing yards	needs 48
to reach 4th place in Lions' history (rush yds.)	needs 481
to reach 300 career receptions	needs 15
to reach 3rd place in Lions' history (receptions)	needs 2
to reach 35 career touchdowns	needs 2
to reach 5th place in Lions' history (touchdowns)	needs 1

Pete Mandley

to reach 150 career punt returns	needs 7
to reach 1,400 career punt returns yards	needs 40
to reach 150 career receptions	needs 20
to reach 2,000 career receiving yards	needs 203
to reach 15 career receiving touchdowns	needs 4

Eddie Murray

to reach 900 career points	needs 43
to reach 280 career extra points	needs 9
to reach 200 career field goals	needs 8

DETROIT 1988 GAME-BY-GAME STATISTICS--OFFENSE

	ATL	@Rams	N.O.	NYJ	@SF	CHI	@NYG	@KC	NYG	@MIN	TB	@GB	MIN	GB	@Chi	@TB
FIRST DOWNS																
Total.....	19	16	18	12	18	18	10	14	11	8	21	15	3	15	14	14
Rushing.....	9	4	0	5	2	3	2	7	0	3	5	8	0	6	6	3
Passing.....	7	11	16	6	16	11	5	7	9	4	14	6	3	8	8	10
Penalty.....	3	1	2	1	0	4	3	0	2	1	2	1	0	1	0	1
THIRD DOWNS																
Attempts.....	12	15	11	13	13	15	15	15	15	10	16	14	10	12	15	16
Converted.....	5	5	3	5	5	2	5	6	4	2	9	5	1	2	7	6
Percentage....	42%	33%	27%	39%	39%	13%	33%	40%	33%	20%	56%	36%	10%	17%	47%	38%
TOTAL YARDS																
Net Yards.....	230	210	272	183	297	262	113	215	146	89	278	270	60	220	310	250
Plays.....	56	66	58	52	62	73	58	61	55	41	68	58	33	57	58	64
Avg/Play.....	4.1	3.0	4.7	3.5	4.8	3.6	1.9	3.5	2.7	2.2	4.1	4.7	1.8	3.9	5.3	3.9
RUSHING																
Net Yards.....	142	76	40	86	49	42	48	127	48	68	75	156	18	94	115	59
Attempts.....	34	24	18	28	21	13	23	40	20	15	26	37	11	30	30	21
Avg/Att.....	4.2	3.2	2.2	3.1	2.3	3.2	2.1	3.2	2.4	4.5	2.9	4.2	1.6	3.1	3.8	2.8
PASSING																
Net Yards.....	88	134	232	97	248	220	65	88	98	21	203	114	42	126	195	191
Attempts.....	19	37	35	21	37	57	28	18	29	22	41	20	20	25	28	40
Completions...	13	15	20	10	21	19	9	8	14	8	20	10	6	11	13	16
Interceptions...	1	1	2	1	0	1	1	2	1	1	2	0	2	0	0	3
Gross Yards...	107	177	274	119	275	243	130	111	147	63	212	119	48	141	195	211
Times Sacked...	3	5	5	3	4	3	7	3	6	4	1	1	2	2	0	3
Yards Lost....	19	43	42	22	27	23	65	23	49	42	9	5	6	15	0	20

	ATL	@Rams	N.O.	NYJ	@SF	CHI	@NYG	@KC	NYG	@MIN	TB	@GB	MIN	GB	@Chi	@TB
PENALTIES																
Number	9	6	5	4	2	12	7	5	4	6	4	8	4	8	4	6
Yards	63	50	38	29	15	134	59	30	57	68	30	55	51	55	25	45
FUMBLES																
Number	1	3	3	0	3	1	2	1	1	2	2	3	2	1	3	3
Lost	0	2	0	0	2	1	1	1	1	1	1	1	0	1	2	
SCORING																
Points	31	10	14	10	13	7	10	7	10	17	20	19	0	30	12	10
TD Rushing	1	0	0	1	0	0	0	0	0	0	1	1	0	2	1	0
TD Passing	2	1	2	0	1	1	1	1	1	1	1	0	0	0	0	1
TD Returns	1	0	0	0	0	0	0	0	0	1	0	0	0	1	0	0
FG Attempts ...	1	1	0	1	2	0	1	0	1	1	3	4	0	3	2	1
FG Made	1	1	0	1	2	0	1	0	1	1	2	4	0	3	2	1
PAT Attempts...	4	1	2	1	1	1	1	1	1	2	2	1	0	3	1	1
PAT Made	4	1	2	1	1	1	1	1	1	2	2	1	0	3	0	1
FOURTH DOWNS																
Attempts	0	1	3	1	0	2	1	1	0	0	0	1	0	1	0	1
Converted	0	1	1	0	0	1	0	1	0	0	0	1	0	1	0	1

DETROIT'S LONGEST PLAYS OF '88

Rushing:

- Garry James at Green Bay, 35 yds. (11-20)
- Pete Mandley vs. Green Bay, 21 (TD) yds. (12-4)
- Garry James at Tampa Bay, 18 yds. (12-18)
- Garry James vs. Atlanta, 16 yds. (9-4)
- Garry James vs. New York Jets, 14 yds. (9-25)
- Garry James at San Francisco, 14 yds. (10-2)

Passing:

- Rusty Hilger to Pete Mandley vs. Chicago, 56 yds. (9-25)
- Rusty Hilger to Stephen Starring at Chicago, 40 yds. (9-11)
- Chuck Long to James Jones at Los Angeles Rams, 40 yds. (9-11)
- Rusty Hilger to Garry James at New York Giants, 39 (TD) yds. (10-16)
- Chuck Long to Pete Mandley vs. New Orleans, 35 yds. (9-18)
- Chuck Long to Carl Bland vs. New Orleans, 35 yds. (9-18)

DETROIT 1988 GAME-BY-GAME STATISTICS — DEFENSE

	ATL	@Rams	N.O.	NYJ	@SF	CHI	@NYG	@KC	NYG	@MIN	TB	@GB	MIN	GB	@Chi	@TB
FIRST DOWNS																
Total	26	23	22	19	19	20	23	12	20	33	17	24	24	21	14	17
Rushing	11	16	5	4	11	6	9	4	7	14	11	2	12	6	6	4
Passing	10	6	16	15	8	11	13	7	11	17	5	18	11	13	8	10
Penalty	5	1	1	0	0	3	1	1	2	2	1	4	1	2	0	3
THIRD DOWNS																
Attempts	13	13	13	19	15	15	18	12	13	11	8	10	14	14	16	13
Converted	7	5	7	12	8	6	11	2	5	6	2	2	7	6	7	5
Percentage	54%	39%	53%	63%	53%	40%	61%	17%	39%	55%	25%	20%	50%	43%	44%	38%
TOTAL YARDS																
Net Yards	359	315	401	316	339	323	402	171	272	553	304	356	353	360	250	242
Plays	69	72	67	71	67	67	75	52	70	79	53	64	74	70	59	62
Avg/Play	5.2	4.4	6.0	4.5	5.1	4.8	5.4	3.3	3.9	7.0	5.7	5.6	4.8	5.1	4.2	3.9
RUSHING																
Net Yards	172	191	119	86	176	101	122	61	76	198	225	52	181	92	82	103
Attempts	29	42	35	29	35	28	38	19	29	39	38	16	51	16	32	35
Avg/Att	5.9	4.6	3.4	3.0	5.0	3.6	3.2	3.2	2.6	5.1	6.0	3.3	3.5	5.8	2.6	2.9
PASSING																
Net Yards	187	124	282	230	163	222	280	110	196	355	79	304	172	268	168	139
Attempts	38	27	32	38	30	36	32	29	36	35	13	45	21	52	26	23
Completions ...	25	17	23	27	19	22	23	17	22	28	9	30	16	29	18	12
Intercepted	1	1	1	1	0	0	0	1	0	1	2	1	0	3	0	3
Gross Yards ...	209	141	282	253	182	246	320	154	227	391	107	327	186	284	174	189
Times Sacked...	2	3	0	4	2	3	5	4	5	5	2	3	2	2	1	4
Yards Lost	22	17	0	23	19	24	40	44	31	36	28	23	14	16	6	50

Continued	ATL	@Rams	N.O.	NYJ	@SF	CHI	@NYG	@KC	NYG	@MIN	TB	@GB	MIN	GB	@Chi	@TB
PENALTIES																
Number	7	5	9	9	4	7	11	4	7	8	4	13	3	7	3	5
Yards	71	36	84	56	25	45	91	25	48	96	44	84	25	85	20	34
FUMBLES																
Number	3	3	1	0	2	5	3	1	3	0	2	4	1	3	2	2
Lost	3	1	1	0	1	1	2	1	2	0	2	2	0	3	1	1
SCORING																
Points	17	17	22	17	20	24	30	6	13	44	23	9	23	14	13	21
TD Rushing	1	1	1	0	1	1	1	0	1	4	2	0	2	0	1	0
TD Passing	1	1	1	2	0	2	2	0	0	2	0	1	0	2	0	3
TD Returns	0	0	*	0	1	0	0	0	0	0	0	0	0	0	0	0
FG Attempts ...	1	1	3	2	2	1	3	2	3	1	3	2	3	0	2	0
FG Made	1	1	2	1	2	1	3	2	2	1	3	1	3	0	2	0
PAT Attempts...	2	2	2	2	2	3	3	0	1	6	2	1	2	2	1	3
PAT Made	2	2	2	2	2	3	3	0	1	5	2	0	2	2	1	3
FOURTH DOWNS																
Attempts	0	1	0	1	0	0	1	1	2	1	0	2	0	0	0	1
Converted	0	0	0	0	0	0	1	1	1	0	0	1	0	0	0	0

(*) — a safety credited to New Orleans' Rickey Jackson...

OPPONENTS' LONGEST PLAYS OF '88

Rushing:

Lars Tate (Tampa Bay), 37 yds. (11-13)
 Chris Miller (Atlanta), 29 yds. (9-4)
 William Howard (Tampa Bay), 29 (TD) yds. (11-13)
 Tom Rathman (San Francisco), 26 yds. (10-2)
 Greg Bell (Los Angeles Rams), 25 yds. (9-11)

Passing:

Phil Simms to Stephen Baker (New York Giants), 51 (TD) yds. (10-16)
 Wade Wilson to Anthony Carter (Minnesota), 40 yds. (11-6)
 Joe Montana to Jerry Rice (San Francisco), 32 yds. (10-2)
 Wade Wilson to Anthony Carter (Minnesota), 32 yds. (11-6)
 Vinny Testaverde to Bruce Hill and Mark Carrier (Tampa Bay), 31 yds. (2 TDs) (12-18)

DETROIT 1988 INDIVIDUAL GAME-BY-GAME STATISTICS

	Atlanta				L.A. Rams				New Orleans				N.Y. Jets				San Francisco				Chicago						
	Att	Yds.	TD	LG	Att	Tds.	TD	LG	Att	Yds.	TD	LG	Att	Yds.	TD	LG	Att	Yds.	TD	LG	Att	Yds.	TD	LG			
RUSHING																											
James	24	96	1	16	10	25	6	6	11	15	6	6	6	19	1	14	12	30	14	6	8	26	6	6			
Paige	9	42	7	7										4	6	2					1	1	1	1			
Wootfolk	1	4	4	4																							
Jones					12	32	12	12	6	21	3	8	8	9	30	8	4	6	3	3	2	13	7	7			
Long					1	11	11	11	1	4	4	4	5	2	3	5	2	4	4	4							
Mandley					1	8	8	8									1	3	3	3							
Painter													13	7	28	13	1	1	1	1	1	2	2	2			
Hipple																	1	5	5	5							
Hilger																					1						
Williams, S.																											
Witkowski																											
Bland																											
RECEIVING	PC	Yds.	TD	LG	PC	Yds.	TD	LG	PC	Yds.	TD	LG	PC	Yds.	TD	LG	PC	Yds.	TD	LG	PC	Yds.	TD	LG			
Paige	5	35		8																							
Lee	2	28		18	6	71	1	18	4	50	16	16	1	14		14	4	43	14		5	55	17	17			
James	2	21		18	1	3	3	3	2	12	6	6									1	2	2	2			
Mandley	2	10	1	71	5	47	13	13	4	63	35	35	4	65		20	7	116	1	23	4	82	1	56			
Bland	1	12		12					6	96	2	35	1	15	15	15	2	25	17	2	2	36	21	21			
Lewis	1	1	1	11	1	8	8	8	1	23	23	23															
Jones					2	48	40	40	3	30	11		2	7	4	4	5	56	21		2	12	9	9			
Craig													1	11	11	11					1	18	18	18			
Carter																	1	7	7	3	35	4	38	19			
Painter																											
Williams, S.																											
Chadwick																											
Starring																											
PASSING	Att	Cmp	Yds.	TD	I	Att	Cmp	Yds.	TD	I	Att	Cmp	Yds.	TD	I	Att	Cmp	Yds.	TD	I	Att	Cmp	Yds.	TD	I		
Long	19	13	107	2	1	29	13	155	1	1	33	20	274	2	2	21	10	119	1	1	19	11	139	1	14	6	57
Hipple						8	2	22			1	0				18	10	136									
Arnold											1	0															
Hilger																											
Witkowski																					43	13	186	1	1		
Jones																											

DETROIT 1988 INDIVIDUAL GAME-BY-GAME STATISTICS

RUSHING	N.Y. Giants			Kansas City			N.Y. Giants			Minnesota			Tampa Bay			Green Bay		
	Att	Yds.	TD	LG	Att	Yds.	TD	LG	Att	Yds.	TD	LG	Att	Yds.	TD	Att	Yds.	TD
James	14	26		9	11	24		7	12	31		8	15	34		6	12	76
Paige					12	47		7	5	8		4	1			1	4	23
Woolfolk																		12
Jones	4	11		8	12	45		10					5	27		9	10	33
Long																		
Mandley	1	-2		-2									1	13				
Painter	2	2		3	3	8		4										
Hipple																		
Hilger	2	11		11	1	2		2	2	9		5	1				2	-1
Williams, S.					1	1		1									8	21
Wikowski									1								1	4
Bland																		4
RECEIVING	PC	Yds.	TD	LG	PC	Yds.	TD	LG	PC	Yds.	TD	LG	PC	Yds.	TD	PC	Yds.	TD
Paige	1	15		15				14	5	50								
Lee																		
James	4	77	1	39t	2	27		17	4	44		19	2	9		5	8	84
Mandley	1	5		5	1	9		9	1	7		7	3	33		1	11	11
Bland					1	8		8	1	16		16	1	7		7	3	33
Lewis																		
Jones	1	26		26	1	13		13					1	6		6	3	21
Craig																		
Carter					1	22		22	1	8		8						
Painter	1	1		1														
Williams, S.	1	6		6									1	8		8		
Chadwick					2	32		18	2	22		15t					3	43
Starr																	2	20
PASSING	Att	Cmp	Yds.	TD	I	Att	Cmp	Yds.	TD	I	Att	Cmp	Yds.	TD	I	Att	Cmp	Yds.
Long																		
Hipple																		
Arnold																		
Hilger	28	9	130	1	1	18	8	111	1	2	28	14	147	1	1	22	8	63
Wikowski											1	0						
Jones																		

continued

DETROIT 1988 INDIVIDUAL GAME-BY-GAME STATISTICS

	Minnesota				Green Bay				Chicago				Tampa Bay			
RUSHING	Att	Yds.	TD	LG	Att	Tds.	TD	LG	Att	Yds.	TD	LG	Att	Yds.	TD	LG
James	4	8		4	14	49	1	13	14	39	1	8	7	26		18
Paige					5	14		5	6	49		20	5	16		6
Woolfolk																
Jones	5	4		2	6	12		6	7	26		9	5	14		4
Long	1															
Mandley					1	21	1	21t					1	1		11
Painter					2			2	1	1		1				
Hipple																
Hilger	1	6		6	2	-2			2				3	2		2
Williams, S.																
Witkowski																
Bland																
RECEIVING	PC	Yds.	TD	LG	PC	Yds.	TD	LG	PC	Yds.	TD	LG	PC	Yds.	TD	LG
Paige																
Lee																
James	1	3		3	4	33		15	1	6		6	3	19		9
Mandley					3	54		27	4	46		21	4	69		24
Bland	1	11		11	1	31		31					1	17		17
Lewis																
Jones	2	4		2	1	-8		-8	1	2		2	2	22		13
Craig																
Carter					1	12		12	1	9		9	1	14		14
Painter																
Williams, S.																
Chadwick	2	30		19	1	19		19	3	63		32	5	70		25
Starring									3	69		40				
PASSING	Att	Cmp	Yds.	TD	Att	Cmp	Yds.	TD	Att	Cmp	Yds.	TD	Att	Cmp	Yds.	TD
Long	6	2		5	1											
Hipple																
Arnold																
Hilger	14	4	43	1	25	11	141		28	13	195		39	16	211	3
Witkowski																
Jones													1	0		

1988 REGULAR SEASON STARTERS-BY-POSITION

OFFENSE

ATL	@Rams	N.O.	NYJ	@SF	CHI	@NYG	@KC	NYG	@Minn	TB	@GB	MINN	GB	@Chi	@TB
WR	Mandley	Mandley	Mandley	Mandley	Mandley	Mandley	Mandley	Mandley	Mandley	Mandley	Bland	Bland	Mandley	Mandley	Mandley
LT	Brown	Brown	Brown	Brown	Brown	Brown	Brown	Brown	Brown	Brown	Brown	Brown	Brown	Brown	Brown
LG	Glover	Glover	Glover	Glover	Glover	Glover	Glover	Glover	Glover	Glover	Glover	Glover	Glover	Glover	Glover
C	Mott	Mott	Mott	Mott	Mott	Mott	Mott	Mott	Mott	Mott	Mott	Mott	Mott	Mott	Mott
RG	McNichik	McNichik	McNichik	McNichik	McNichik	McNichik	McNichik	McNichik	McNichik	McNichik	McNichik	McNichik	McNichik	McNichik	McNichik
RT	Salem	Salem	Salem	Salem	Salem	Salem	Salem	Salem	Salem	Salem	Salem	Salem	Salem	Salem	Salem
TE	Lewis	Lewis	Carter	Carter	Carter	Carter	Carter	Carter	Carter	Carter	Carter	Carter	Carter	Carter	Carter
WR	*Carter	*Rubick	Lee	Lee	Lee	Lee	Lee	Chadwick	Chadwick	Chadwick	Chadwick	Chadwick	Chadwick	Chadwick	Chadwick
OB	Long	Long	Long	Long	Long	Long	Long	Hilger	Hilger	Hilger	Hilger	Long	Hilger	Hilger	Hilger
RB	James	James	James	James	James	James	James	James	James	James	James	James	James	James	James
FB	Paige	Jones	Jones	Jones	Jones	Jones	Jones	Jones	Jones	Jones	Jones	Jones	Jones	Jones	Jones

(*) Detroit went with a two-tight end starting lineup

DEFENSE

ATL	@Rams	N.O.	NYJ	@SF	CHI	@NYG	@KC	NYG	@Minn	TB	@GB	MINN	GB	@Chi	@TB
LE	EWilliams	EWilliams	EWilliams	EWilliams	EWilliams	EWilliams	EWilliams	EWilliams	EWilliams	EWilliams	EWilliams	EWilliams	EWilliams	EWilliams	EWilliams
NT	Ball	Ball	Ball	Ball	Ball	Ball	Ball	Ball	Ball	Ball	Ball	Ball	Ball	Ball	Ball
RE	Ferguson	Ferguson	Rogers	Rogers	Ferguson	Ferguson	Ferguson	Ferguson	Ferguson	Ferguson	Ferguson	Ferguson	Ferguson	Ferguson	Ferguson
LB	JWilliams	JWilliams	JWilliams	JWilliams	JWilliams	JWilliams	JWilliams	JWilliams	JWilliams	JWilliams	JWilliams	JWilliams	JWilliams	JWilliams	JWilliams
LB	Spielman	Spielman	Spielman	Spielman	Spielman	Spielman	Spielman	Spielman	Spielman	Spielman	Spielman	Spielman	Spielman	Spielman	Spielman
LB	Gibson	Gibson	Gibson	Gibson	Gibson	Gibson	Gibson	Gibson	Gibson	Gibson	Gibson	Gibson	Gibson	Gibson	Gibson
LB	Cofer	Cofer	Cofer	Cofer	Cofer	Cofer	Cofer	Cofer	Cofer	Cofer	Cofer	Cofer	Cofer	Cofer	Cofer
CB	Holmes	Holmes	Holmes	Holmes	Holmes	Holmes	Holmes	Holmes	Holmes	Holmes	Holmes	Holmes	Holmes	Holmes	Holmes
CB	McNorton	McNorton	McNorton	McNorton	McNorton	McNorton	McNorton	McNorton	McNorton	McNorton	McNorton	McNorton	McNorton	McNorton	McNorton
SS	Blades	Blades	Blades	Blades	Blades	Blades	Blades	Griffin	Griffin	Blades	Blades	Blades	Blades	Blades	Blades
FS	Cherry	Cherry	Griffin	Griffin	Griffin	Griffin	Mitchell	Mitchell	Mitchell	Mitchell	Mitchell	Mitchell	Mitchell	Mitchell	Mitchell

1988 PLAYERS' PARTICIPATION GAME-BY-GAME

CODES

S...started/P...played/DNP...did not play/IR...injured reserve/N...not with club/I...inactive/NFI...non-football illness/
PUP...physically unable to perform

	ATL	@Rams	N.O.	NYJ	@SF	CHI	@NYG	@KC	NYG	@Minn	TB	@GB	MINN	GB	@Chi	@TB	- Starts	Played
Ahrens	N	N	N	N	N	N	I	P	P	P	P	P	P	P	P	P	0	8
Andolsek	P	P	P	P	P	P	P	P	P	P	P	P	P	I	I	I	0	13
Arnold	P	P	P	P	P	P	P	P	P	P	P	P	P	P	P	P	0	16
Ball	S	S	S	S	S	S	S	S	S	S	S	S	S	S	S	S	16	16
Barrows	P	P	P	P	P	P	P	P	P	S	P	P	P	P	P	P	1	16
Blades	S	S	S	S	S	S	S	D	P	P	S	S	S	S	S	S	14	15
Bland	P	P	P	P	P	P	P	P	P	P	P	S	S	P	P	P	2	16
Brock	N	N	D	P	P	P	-	-	-	-	-	-	-	-	-	-	0	2
Brown	S	S	S	S	S	S	S	S	S	S	S	S	S	S	S	S	16	16
Butcher	P	P	P	P	P	P	P	P	P	P	P	P	P	P	P	P	0	16
Carter	S	I	P	S	S	S	S	S	S	S	S	S	S	S	S	S	14	15
Chadwick	IR	IR	IR	IR	IR	IR	P	P	P	P	P	P	P	P	P	P	8	10
Cherry	S	S	P	P	P	P	P	P	P	P	P	P	P	P	P	P	3	16
Clark	P	P	P	P	P	P	-	-	-	-	-	-	-	-	-	-	0	5
Cofer	S	S	S	S	S	S	S	S	S	S	S	S	S	S	S	S	16	16
Craig	I	P	I	P	P	P	P	P	P	P	-	-	-	-	-	-	0	8
Ferguson	S	S	I	I	I	S	S	S	S	S	S	S	S	S	S	S	14	14
Gibson	S	S	S	S	S	S	S	S	S	S	S	S	S	S	S	S	16	16
Glover	S	S	S	S	S	S	S	S	S	S	S	S	S	S	S	S	16	16
Green	P	P	P	P	P	P	P	P	P	P	IR	IR	IR	IR	IR	IR	0	11

CODES

S...started/P...played/DNP...did not play/IR...injured reserve/N...not with club/I...inactive/NFI...non-football illness/
PUP...physically unable to perform

	ATL	@Rams	N.O.	NYJ	@SF	CHI	@NYG	@KC	NYG	@Minn	TB	@GB	MINN	GB	@Chi	@TB	- Starts	Played
Griffin	P	P	P	S	S	S	S	P	S	S	P	P	P	P	P	P	6	16
Hadd	IR	IR	IR	IR	IR	IR	IR	IR	IR	IR	IR	IR	P	P	P	P	0	5
Hilger	N	N	N	N	N	P	S	S	S	S	S	S	P	S	S	S	9	11
Hipple	P	P	P	P	P	IR	IR	IR	IR	IR	IR	IR	IR	IR	IR	IR	0	5
Holmes	S	S	S	S	S	S	S	S	S	S	S	S	S	S	S	S	16	16
James	S	S	S	S	S	S	S	S	S	S	S	S	S	S	S	S	16	16
Jamison	P	P	P	P	P	S	S	S	S	S	S	S	S	S	S	S	11	16
Jones	I	S	S	S	S	S	S	S	S	S	S	S	S	S	S	S	14	14
Lee	P	P	S	S	S	S	S	S	P	P	P	P	P	I	I	P	6	14
Lewis	S	S	S	3	3
Lockett	P	P	P	P	P	P	P	P	P	P	P	P	P	P	P	P	0	16
Long	S	S	S	S	S	S	IR	IR	IR	IR	IR	D	S	D	D	D	7	7
Mandley	S	S	S	S	S	S	S	S	S	S	S	I	P	S	S	S	14	15
McNorton	S	S	S	S	S	S	S	S	S	S	S	S	S	S	S	S	16	16
Milnichik	S	S	S	S	S	S	S	S	S	I	S	S	S	S	S	S	15	15
Mitchell	PUP	PUP	PUP	PUP	PUP	PUP	P	S	S	S	S	S	S	S	S	S	9	10
Morris	N	N	N	N	N	N	N	N	N	N	I	P	I	P	P	I	0	3
Mott	S	S	S	S	S	S	S	S	S	S	S	S	S	S	S	S	16	16
Murray	P	P	P	P	P	P	P	P	P	P	P	P	P	P	P	P	0	16
Paige	S	P	P	P	P	P	P	P	S	P	P	P	P	P	P	P	2	16

Continued

1988 PLAYERS' PARTICIPATION GAME-BY-GAME

CODES

S...started/P...played/DNP...did not play/IR...injured reserve/N...not with club/I...inactive/NFL...non-football illness/
PUP...physically unable to perform

	ATL	@Rams	N.O.	NYJ	@SF	CHI	@NYG	@KC	NYG	@Minn	TB	@GB	MINN	GB	@Chi	@TB	- Starts	Played
Painter	P	P	P	P	P	P	P	P	P	IR	IR	IR	IR	P	P	P	0	12
Robinson	P	P	P	P	P	P	P	P	P	P	D	P	P	IR	IR	IR	0	12
Rogers	P	P	S	S	S	IR	IR	IR	IR	IR	IR	IR	IR	IR	IR	IR	2	5
Roundtree	P	I	P	P	P	D	I	I	IR	IR	IR	IR	IR	IR	IR	IR	0	4
Rubick	P	S	-	P	P	P	P	P	P	P	P	P	P	P	P	P	1	14
Saleaumua ...	P	P	P	P	P	P	P	P	P	P	P	P	P	P	P	P	0	16
Salem	S	S	S	S	S	S	S	S	S	S	S	S	S	S	S	S	16	16
Sanders	P	P	P	P	P	P	P	P	P	P	P	P	P	P	P	P	0	16
Singer	N	I	I	I	I	I	I	I	I	D	I	I	I	P	P	P	0	3
Starring	N	N	N	N	N	N	N	N	N	N	P	P	P	P	P	P	0	6
Strauthers	N	N	N	N	N	N	P	P	P	P	P	P	P	P	P	P	0	10
Spielman	S	S	S	S	S	S	S	S	S	S	S	S	S	S	S	S	16	16
Vital	N	N	N	N	N	N	N	N	N	I	-	-	-	-	-	-	0	0
Watkins	P	P	P	P	P	P	P	P	P	P	P	P	P	P	P	P	0	16
White	P	P	P	P	P	P	P	P	P	P	P	P	P	P	P	P	0	16
EWilliams	S	S	S	S	S	S	S	S	S	S	S	S	S	S	S	S	16	16
JWilliams	S	S	S	S	S	I	IR	IR	IR	IR	IR	IR	IR	IR	IR	IR	5	5
SWilliams	IR	IR	IR	IR	IR	P	P	P	P	P	P	P	P	P	P	P	0	11
Witkowski	N	N	N	N	N	N	P	D	P	D	D	-	-	-	-	-	0	2
Woolfolk	P	P	P	IR	IR	IR	IR	IR	IR	IR	IR	IR	IR	IR	IR	IR	0	3

NOTE: Morris played 10 games with Seattle in 1988 and Starring played in six games with Tampa Bay.

DETROIT LIONS' FINAL 1988 DEPTH CHART

OFFENSE

WR: 82 PETE MANDLEY	80 CARL BLAND	
LT: 75 LOMAS BROWN	64 ERIC SANDERS	
LG: 53 KEVIN GLOVER	<u>65 ERIC ANDOLSEK</u>	
C: 52 STEVE MOTT	<u>61 SCOTT BARROWS</u>	
RG: 74 JOE MILINICHIK	61 SCOTT BARROWS	
RT: 73 HARVEY SALEM	72 CURT SINGER	
TE: 87 PAT CARTER	84 ROB RUBICK	
WR: 89 JEFF CHADWICK	83 GARY LEE	81 STEPHEN STARRING
QB: 12 RUSTY HILGER	16 CHUCK LONG	
RB: 33 GARRY JAMES	26 CARL PAINTER	42 RANDALL MORRIS
FB: 30 JAMES JONES	49 ANTHONY PAIGE	38 SCOTT WILLIAMS

DEFENSE

LE: 76 ERIC WILLIAMS	<u>71 GARY HADD</u>	
NT: 93 JERRY BALL	97 DANNY SALEAUMUA	
RE: 77 KEITH FERGUSON	94 TOM STRAUTHERS	
OLB: 58 GEORGE JAMISON	57 DAVE AHRENS	
ILB: <u>54 CHRIS SPIELMAN</u>	96 PAUL BUTCHER	
ILB: 98 DENNIS GIBSON	96 PAUL BUTCHER	
OLB: 55 MICHAEL COFER	50 DANNY LOCKETT	
LCB: 43 JERRY HOLMES	27 BOBBY WATKINS	
RCB: 29 BRUCE McNORTON	35 WILLIAM WHITE	
SS: <u>36 BENNIE BLADES</u>	34 JAMES GRIFFIN	
FS: 31 DEVON MITCHELL	34 JAMES GRIFFIN	45 RAPHEL CHERRY

SPECIALISTS

PK: 3 ED MURRAY		
P: 6 JIM ARNOLD		
H: 6 JIM ARNOLD		
PC: 64 ERIC SANDERS	74 JOE MILINICHIK	61 SCOTT BARROWS
KC: 64 ERIC SANDERS	74 JOE MILINICHIK	61 SCOTT BARROWS
PR: 82 PETE MANDLEY	80 CARL BLAND	
KR: 80 CARL BLAND	83 GARY LEE	

(ROOKIE AND FIRST-YEAR PLAYERS UNDERLINED)

1988 MOST VALUABLE PLAYERS



Michael Cofer—Defense



Rusty Hilger—Offense



George Jamison—Special Teams

Jamison photo by Bruce Kluckhorn

LIONS' MVP

Since the 1952 season, Detroit Lions' players have voted for the Lions' Most Valuable Player. From that initial MVP vote until 1966, only one Lions' player was honored per season. Since 1967, Offensive and Defensive MVPs have been honored, and since 1981 the Lions also have voted for a Special Teams' MVP. For the 1988 season, the Offensive MVP was quarterback **Rusty Hilger**, who directed the club to three victories last year. On defense, linebacker **Michael Cofer** was named following his best season ever as a pro, which resulted in his starting berth and first-ever appearance in the AFC-NFC Pro Bowl. The special teams' top performer was linebacker **George Jamison**, who finished fourth on the team in tackles with 77, and second in special teams tackles with 11.

YEAR	OFFENSE	DEFENSE	SPECIAL TEAMS
1988	Rusty Hilger	Michael Cofer	George Jamison
1987	Pete Mandley	Jimmy Williams	Paul Butcher
1986	Keith Dorney and James Jones	Keith Ferguson	Paul Butcher
1985	James Jones	Jimmy Williams	Alvin Hall
1984	James Jones	Ken Fantetti	Roosevelt Barnes
1983	Billy Sims	William Gay	Roosevelt Barnes
1982	Billy Sims	Al Baker	Ken Callicutt
1981	Eric Hipple	Stan White	Ken Callicutt
1980	Billy Sims	Dave Pureifory	
1979	Fred Scott	Doug English	
1978	Gary Danielson	Al Baker	
1977	Jon Morris	Charlie Weaver	
1976	Ray Jarvis	Charlie Weaver	
1975	Dexter Bussy	Paul Naumoff	
1974	Bill Munson	Levi Johnson	
1973	Altie Taylor	Herb Orvis	
1972	Rockne Freitas	Larry Hand	
1971	Steve Owens	Mike Lucci	
1970	Charlie Sanders	Mike Lucci	
1969	Charlie Sanders	Mike Lucci	
1968	Mel Farr	Wayne Walker	
1967	Mel Farr	Lem Barney	

Only one player was selected from 1952-1966.

1966	Pat Studstill	1958	Joe Schmidt
1965	Bruce Maher	1957	Joe Schmidt
1964	Jim Gibbons	1956	Bobby Layne
1963	Earl Morrall	1955	Joe Schmidt
1962	Gail Cogdill	1954	Bobby Layne
1961	Joe Schmidt	1953	Dick Stanfel
1960	Nick Pietrosante	1952	Jim Doran
1959	Jim Martin		

1988 DETROIT LIONS REGULAR SEASON SUPERLATIVES

RUSHING

Attempts	24, Garry James vs. Atlanta, 9-4 (96 yds.)
Yards	96, Garry James vs. Atlanta, 9-4 (24 att.)
Average — Per Carry	6.3, Garry James at Green Bay, 11-20
Longest Run from Scrimmage	35, Garry James at Green Bay, 11-20
Longest TD Run from Scrimmage	21, Pete Mandley vs. Green Bay, 12-4
Most Touchdowns	1, Garry James on three occasions Pete Mandley vs. Green Bay, 12-4

RECEIVING

Receptions	8, Garry James vs. Tampa Bay, 11-13 (84 yds.)
Yards	116, Pete Mandley at San Francisco, 10-2 (7 recp.)
Average — Per Catch	20.5, Pete Mandley vs. Chicago, 10-9
Longest Reception	56, Pete Mandley vs. Chicago, 10-9
Longest Reception for TD	39, Garry James vs. N.Y. Giants, 10-16
Most Touchdowns	2, Carl Bland vs. New Orleans, 9-18

PASSING

Attempts	43, Rusty Hilger vs. Chicago, 10-9 (13 comp.)
Completions	20, Chuck Long vs. New Orleans, 9-18 (33 att.) Rusty Hilger vs. Tampa Bay, 11-13 (41 att.)
Completion Percentage	68.4, Chuck Long vs. Atlanta, 9-4 (13-of-19)
Yards	274, Chuck Long vs. New Orleans, 9-18
Longest Pass	56, Rusty Hilger vs. Chicago, 10-9
Longest Pass for TD	39, Rusty Hilger vs. N.Y. Giants, 10-16
Most Touchdowns	2, Chuck Long vs. Atlanta (9-4) & New Orleans (9-18)

RETURNS

Punt Return Attempts	5, Pete Mandley vs. Chicago (10-9) & at Tampa Bay (12-18)
Punt Return Yards	40, Pete Mandley vs. Chicago, 10-9
Punt Return Average	10.0, Pete Mandley at N.Y. Giants, 10-16 (2 for 10 yds.)
Longest Punt Return	25, Pete Mandley at L.A. Rams, 9-11
Kick Return Attempts	3, Carl Painter at L.A. Rams, 9-11 (67 yds.) Gary Lee vs. 49ers (10-2) and at Giants (10-16) Carl Bland vs. Tampa Bay, 11-13 (70 yds.) Stephen Starring at Tampa Bay, 12-18 (48 yds.)
Kick Return Yards	70, Gary Lee vs. N.Y. Jets, 9-25 (2 ret.) Carl Bland vs. Tampa Bay, 11-13 (3 ret.)
Kick Return Average	46.0, Butch Woolfolk at L.A. Rams, 9-11 (1 ret.)
Longest Kick Return	46, Butch Woolfolk at L.A. Rams, 9-11 (1 ret.)
Interception Returns	2, George Jamison vs. Tampa Bay, 11-13 Devon Mitchell vs. Green Bay, 12-4
Longest Interception Return	90, Devon Mitchell vs. Green Bay, 12-4

Fumble Returns	1, by 21 players
Longest Fumble Return	33, Bruce McNorton vs. N.Y. Giants, 10-16

KICKING GAME

Most Punts	9, Jim Arnold vs. Chicago, 10-9
Yards	412, Jim Arnold vs. Chicago, 10-9
Highest Average	48.0, Jim Arnold at Green Bay, 11-20
Longest Punt	69, Jim Arnold at Green Bay, 11-20

SCORING

Most Points in a Game	13, Eddie Murray at Green Bay, 11-20
Most Field Goals	4, Eddie Murray at Green Bay, 11-20
Longest Field Goal	48, Eddie Murray at Minnesota, 11-6

TACKLES

Most Tackles	16, Chris Spielman at Minnesota, 11-6
Most Sacks	2, seven times by five different players (including three times by Keith Ferguson and twice by Michael Cofer)
Most Sack Yards for Losses	22, Keith Ferguson at Kansas City, 10-23 Eric Williams at Kansas City, 10-23

OPPONENTS 1988 REGULAR SEASON SUPERLATIVES

RUSHING

Attempts	27, Greg Bell (L.A. Rams), 9-11
Yards	139, Greg Bell (L.A. Rams), 9-11
Average — Per Carry	8.0, Rick Fenney (Minnesota), 11-6
Longest Run from Scrimmage	37, Lars Tate (Tampa Bay), 11-13
Longest TD Run from Scrimmage	29, William Howard (Tampa Bay), 11-13
Most Touchdowns	2, Allen Rice (Minnesota), 11-6 Alfred Anderson (Minnesota), 11-24

RECEIVING

Receptions	10, Al Toon (N.Y. Jets), 9-25
Yards	188, Anthony Carter (Minnesota), 11-6
Average — Per Catch	23.5, Anthony Carter (Minnesota), 11-6 (8 rec.)
Longest Reception	51, Stephen Baker (N.Y. Giants), 10-16
Longest Reception for TD	51, Stephen Baker (N.Y. Giants), 10-16
Most Touchdowns	1, by 16 players

PASSING

Attempts	52, Randy Wright (Green Bay), 12-4
Completions	29, Randy Wright (Green Bay), 12-4
Completion Percentage	80.0, Wade Wilson (Minnesota), 11-6
Yards	391, Wade Wilson (Minnesota), 11-6
Longest Pass	51, Phil Simms (N.Y. Giants), 10-16
Longest Pass for TD	51, Phil Simms (N.Y. Giants), 10-16
Most Touchdowns	3, Vinny Testaverde (Tampa Bay), 12-18

continued

Opponent's 1988 Superlatives continued

RETURNS

Punt Return Attempts	7, Dennis McKinnon (Chicago), 10-9
Punt Return Yards	89, James Taylor (San Francisco), 10-2
Punt Return Average	22.0, James Taylor (San Francisco), 10-2
Longest Punt Return	77 (TD), James Taylor (San Francisco), 10-2
Kick Return Attempts	5, Sylvester Stamps (Atlanta), 9-4
Kick Return Yards	76, Don Smith (Tampa Bay), 11-13
Kick Return Average	41.0, Bobby Humphery (N.Y. Jets), 9-25
Longest Kick Return	41, Bobby Humphery (N.Y. Jets), 9-25
Interception Returns	1, by 18 players
Longest Interception Return	34, Reggie Sutton (New Orleans), 9-18
Fumble Returns	1, by 15 players
Longest Fumble Returns	8, Mike Wilcher (L.A. Rams), 9-11

KICKING GAME

Most Punts	8, Bryan Wagner (Chicago), 10-9
Yards	380, Bryan Wagner (Chicago), 10-9
Highest Average	47.5, Bryan Wagner (Chicago), 10-9
Longest Punt	57, Bryan Wagner (Chicago), 10-9

SCORING

Most Points in a Game	12, Raul Allegre (N.Y. Giants), 10-16 Allen Rice (Minnesota), 11-6 Alfred Anderson (Minnesota), 11-24
Most Field Goals	3, Raul Allegre (N.Y. Giants), 10-16 Donald Igwebuike (Tampa Bay), 11-13
Longest Field Goal	52, Donald Igwebuike (Tampa Bay), 11-13

TACKLES

Most Tackles	13, Jack Del Rio (Kansas City), 10-23
Most Sacks	4, Rickey Jackson (New Orleans), 9-18
Most Sack Yards for Losses	34, Rickey Jackson (New Orleans), 9-18



HOW THE 1988 LIONS WERE BUILT*

YEAR	DRAFT	TRADE	FREE AGENTS	WAIVERS
1980 (2)	*Eric Hipple (4) Eddie Murray (7)			
1981 (1)	*Curtis Green (2)			
1982 (4)	*Jimmy Williams (1) Bobby Watkins (2) Bruce McNorton (4) Rob Rubick (12)			
1983 (4)	James Jones (1) Michael Cofer (3) Steve Mott (5b)		Jeff Chadwick (FA Lions '83)	
1984 (3)	Pete Mandley (2) Eric Williams (3a) *Steve Baack (3c)			
1985 (4)	Lomas Brown (1) Kevin Glover (2)		Carl Bland (FA Lions '84)	Keith Ferguson (D-5 Chargers '81)
1986 (13)	Chuck Long (1) Garry James (2) Joe Milinichik (3) Devon Mitchell (4)	*#Shelton Robinson (FA Seattle '82) ##Harvey Salem (D-2 Houston '83)	Jim Arnold (D-5 Chiefs '83) Scott Barrows (FA Lions '85) Paul Butcher (FA Lions '86) James Griffin (D-7 Bengals '83) George Jamison (USFL '84-85) Scott Williams (D-9 Cardinals '85)	Eric Sanders (D-5 Falcons '81)
1987 (11)	*Reggie Rogers (1) Jerry Ball (3) Danny Lockett (6) Dan Saleaumua (7) Dennis Gibson (8) Gary Lee (12)		*Karl Bernard (FA Lions '87) Raphel Cherry (D-5 Redskins '85) *Vyto Kab (D-3 Eagles '82) Tony Paige (D-6 Jets '84)	*Butch Woolfolk (D-1 Giants '82)
1988 (17)	Bennie Blades (1) Chris Spielman (2a) Pat Carter (2b) *Ray Roundtree (3) William White (4) Eric Andolsek (5) Carl Painter (6) Gary Hadd (8) *Danny McColn (11)		Dave Ahrens (D-6 Cardinals '81) *Doug Beaty (FA Lions '88) Rusty Hilger (D-6 Raiders '85) Jerry Holmes (FA Jets '80) Randall Morris (D-10 Seattle '84) Curt Singer (D-6 Redskins '84) Stephen Starring (D-3a Patriots '83) Tom Strauthers (D-10 Eagles '83)	

* — injured reserve list

@ — physically unable to perform

— Trade with Seattle for 5th-round pick in '87

— Trade with Houston for '87, 2nd-round choice

*Based On 1988 Final Roster

1988 NFL TEAM RANKINGS

	Offense			Defense		
	Tot.	Rush	Pass	Tot.	Rush	Pass
Atlanta	25	14	25	25	25	21
Buffalo	12	7	15	4	12	4
Chicago	11	3	20	2	*1	9
Cincinnati	*1	*1	11	15	18	10
Cleveland	18	24	9	6	15	6
Dallas	9	16	7	20	13	24
Denver	8	19	6	22	27	7
DETROIT	28	27	28	18	17	15
Green Bay	24	26	13	7	20	5
Houston	14	4t	22	8	4	13
Indianapolis	21	4t	24	17	8	25
Kansas City	22	22	16	10	28	*1
L.A. Raiders	19	18	17	19	23	11
L.A. Rams	3	15	3	9	7	17
Miami	5	28	*1	26	26	14
Minnesota	7	20	4	*1	5	2
New England	27	9	27	5	19	3
New Orleans	16	11	18	12	11	18t
N.Y. Giants	20	23	14	11	10	18t
N.Y. Jets	13	8	19	23	21	23
Philadelphia	10	17	8	27	6	28
Phoenix	4	13	5	14	16	12
Pittsburgh	15	6	21	28	14	27
San Diego	26	12	26	21	22	16
San Francisco	2	2	10	3	3	8
Seattle	23	10	23	24	24	20
Tampa Bay	17	21	12	13	2	26
Washington	6	25	2	16	9	22



NATIONAL FOOTBALL CONFERENCE

	Offense			Defense		
	Tot.	Rush	Pass	Tot.	Rush	Pass
Atlanta	13	5	13	13	14	10
Chicago	8	2	12	2	*1	4
Dallas	6	7	5	12	10	12
DETROIT	14	14	14	11	12	6
Green Bay	12	13	9	4	13	2
L.A. Rams	2	6	2	5	6	7
Minnesota	5	9	3	*1	4	*1
New Orleans	9	3	11	7	9	8t
N.Y. Giants	11	11	10	6	8	8t
Philadelphia	7	8	6	14	5	14
Phoenix	3	4	4	9	11	5
San Francisco	*1	*1	7	3	3	3
Tampa Bay	10	10	8	8	2	13
Washington	4	12	*1	10	7	11

AMERICAN FOOTBALL CONFERENCE

	Offense			Defense		
	Tot.	Rush	Pass	Tot.	Rush	Pass
Buffalo	4	5	5	*1	3	3
Cincinnati	*1	*1	4	6	6	6
Cleveland	8	13	3	3	5	4
Denver	3	11	2	10	13	5
Houston	6	2t	10	4	*1	8
Indianapolis	10	2t	12	7	2	13
Kansas City	11	12	6	5	14	*1
L.A. Raiders	9	10	7	8	10	7
Miami	2	14	*1	13	12	9
New England	14	7	14	2	7	2
N.Y. Jets	5	6	8	11	8	12
Pittsburgh	7	4	9	14	4	14
San Diego	13	9	13	9	9	10
Seattle	12	8	11	12	11	11

(t) tied for position; (*) league leader



LIONS' ROSTER MOVES SINCE August 29, 1988

- August 29: Waived WR **LEW BARNES**, RB **GARY ELLERSON**, FB **TONY PAIGE** and DB **CHRIS SHEFFIELD**. Placed on injured reserve G **STEVE BAACK**, NT **GARY HADD** and QB **DANNY MCCOIN**. Roster at 47 players.
- August 30: Re-signed FB **TONY PAIGE** and placed on injured reserve FB **SCOTT WILLIAMS** (knee).
- September 3: Placed on inactive list — FB **JAMES JONES** (ribs) and WR **PACO CRAIG**. (Atlanta game)
- September 10: Placed on inactive list — WR **RAY ROUNDTREE** and TE **PAT CARTER** (ankle). (L.A. Rams game)
- September 15: Released TE **ROB RUBICK** and signed T **CURT SINGER**.
- September 17: Placed on inactive list — WR **PACO CRAIG** and T **CURT SINGER**. (New Orleans game)
- September 20: Placed on injured reserve RB **BUTCH WOOLFOLK**, released TE **MARK LEWIS**, and signed TE **ROB RUBICK**. Claimed and awarded CB **LOU BROCK** off waivers (from Seattle).
- September 24: Placed on inactive list — T **CURT SINGER** and DE **KEITH FERGUSON** (foot). (N.Y. Jets game)
- September 27: Waived DB **DUANE GALLOWAY** off injured reserve.
- October 1: Placed on inactive list — T **CURT SINGER** and DE **KEITH FERGUSON** (foot). (San Francisco game)
- October 3: Signed QB **RUSTY HILGER**, placed on injured reserve QB **ERIC HIPPLE** (ankle) and waived RB **JESSIE CLARK**.
- October 5: Signed DE **TOM STRAUHERS**.
- October 8: Placed LB **JIMMY WILLIAMS** (knee) and T **CURT SINGER** on the inactive list (Chicago game). Placed on the injured reserve list DE **REGGIE ROGERS** (ankle) and recalled off the injured reserve FB **SCOTT WILLIAMS**.
- October 11: Placed QB **CHUCK LONG** (knee) on the injured reserve list and signed free agent QB **JOHN WITKOWSKI**.
- October 12: Released CB **LOU BROCK**.
- October 15: Placed LB **JIMMY WILLIAMS** (knee) on the injured reserve list, and activated from the physically unable to perform list S **DEVON MITCHELL** and from the injured reserve list WR **JEFF CHADWICK**. Placed on the inactive list T **CURT SINGER** and WR **RAY ROUNDTREE** (back) (N.Y. Giants game).
- October 19: Placed WR **RAY ROUNDTREE** (back) on the injured reserve list and signed LB **DAVE AHRENS**.
- October 23: Placed on the inactive list (Kansas City game) T **CURT SINGER** and LB **DAVE AHRENS**.
- October 30: Placed on the inactive list (N.Y. Giants game) T **CURT SINGER** and FB **JAMES JONES** (stomach muscle).
- November 4: Placed on injured reserve RB **CARL PAINTER** (ankle) and signed RB **LIONEL VITAL**.
- November 6: Placed on the inactive list RB **LIONEL VITAL** and G **JOE MILINICHIK** (hip) for the Minnesota game.
- November 10: Released WR **PACO CRAIG** and RB **LIONEL VITAL**. Signed WR **STEPHEN STARRING** and RB **RANDALL MORRIS**.
- November 13: Placed on the inactive list RB **RANDALL MORRIS** and T **CURT SINGER** for the Tampa Bay game. Following game, **DARRYL ROGERS** is fired as Lions' head football coach.
- November 14: **WAYNE FONTES** named interim head coach.

- November 18: Activated QB **CHUCK LONG** and DT **GARY HADD** off the injured reserve list and placed DT **CURTIS GREEN** on injured reserve. Released QB **JOHN WITKOWSKI**.
- November 20: Placed on the inactive list WR **PETE MANDLEY** and T **CURT SINGER** for the Green Bay game.
- November 24: Placed on the inactive list RB **RANDALL MORRIS** and T **CURT SINGER** for the Minnesota game.
- November 29: **LYNN DICKEY** named quarterbacks coach.
- November 30: **DARREL "Mouse" DAVIS** named offensive assistant.
- December 3: Placed on the injured list LB **SHELTON ROBINSON** (leg) and activated RB **CARL PAINTER**. Placed WR **GARY LEE** and G **ERIC ANDOLSEK** on the inactive list for the Green Bay game.
- December 11: Placed on the inactive list G **ERIC ANDOLSEK** and WR **GARY LEE** for the Chicago game.
- December 18: Placed on the inactive list RB **RANDALL MORRIS** and G **ERIC ANDOLSEK**.
- December 22: **WAYNE FONTES** selected as Lions' 17th head football coach.
- December 28: Lions release assistant coaches **CARL BATTERSHELL**, **BILL MUIR**, **MIKE MURPHY**, **VIC RAPP** and **WILLIE SHAW**.
- January 10: Lions sign WR **PETE MANDLEY** and T **HARVEY SALEM** to multi-year contracts.
- January 18: Lions name **ROBERT "Woody" WIDENHOFER** defensive coordinator and outside linebackers coach, and **FRANK GANSZ** special teams coach.
- January 26: Lions name **HERB PATERRA** inside linebackers coach.
- January 29: LB **MICHAEL COFER** and P **JIM ARNOLD** participate in Pro Bowl.
- January 30: Lions name **CHARLIE SANDERS** tight ends coach.
- January 31: Lions name **DARREL "Mouse" DAVIS** to coach quarterbacks and receivers and **DAVE LEVY** to handle the running backs.
- February 1: Lions name **JUNE JONES** quarterbacks and receivers coach. Twenty-two players are placed on the unprotected list for the NFL's new free agent system: QB **DANNY MCCOIN**; RBs **DOUG BEATY**, **KARL BERNARD**, **BUTCH WOOLFOLK**; WRs **JEFF CHADWICK**, **STEPHEN STARRING**, **@CARL BLAND**; TEs **ROB RUBICK**, **VYTO KAB**; OLs **STEVE BAACK**, **SCOTT BARROWS**; DLs **@GARY HADD**, **REGGIE ROGERS**, **@DANNY SALEAUMUA**, **@TOM STRAUTHERS**; LBs **@PAUL BUTCHER**, **SHELTON ROBINSON**, **@DAVE AHRENS**; DBs **JAMES GRIFFIN**, **BOBBY WATKINS**, **RAPHEL CHERRY**.
- February 2: QB **CHUCK LONG** undergoes elbow surgery in Los Angeles.
- February 8: Lions name **JERRY WAMPFLER** offensive line coach.
- February 24: Lions sign free agent "LB **VICTOR JONES** to a contract.
- February 27: Lions sign free agent "WR **ROBERT CLARK** to a contract.
- March 1: Lions sign free agent "RB-KR **MEL GRAY** to a contract, and name **MIKE MURPHY** staff assistant and **SKIP ALLEN** strength and conditioning coach.
- March 15: Lions name **BILLIE MATTHEWS** defensive backfield coach and **OTIS CANTY** director of player relations. Signed free agents "LB **TOBY CASTON**, QBs **JOE PIZZO**, **TOM BYRNE** and **BOB GAGLIANO**, WRs **KELLEY JOHNSON**, **MARK NICHOLS**, **RICHARD JOHNSON**, **LONNIE TURNER**, **STACEY MOBLEY** and **JEFF POWELL**, and TE **MARK LEWIS** to contracts.
- March 16: Lions sign free agent "RB-KR **BOBBY JOE EDMONDS** to a contract.
- March 22: Lions sign free agent "T **CHRIS GAMBOL** to a contract.
- March 24: Lions sign free agent "CB **WILLIE TULLIS** to a contract.
- March 27: Lions sign free agent "DL **STEVE HAMILTON** to a contract.
- March 31: Lions sign free agents "OL **KEN DALLAFIOR**, DT **AL HUGE**, DT **ROBERT MARTZ**, and WR **KEITH McDONALD** to contracts.
- April 1: Lions sign free agent "DL **TOM BALDWIN** to a contract.
- April 4: Lions release QB **DANNY MCCOIN**.

April 15: Lions release TE **VYTO KAB**, and RBs **KARL BERNARD** and **BUTCH WOOLFOLK**.

April 25: Lions sign free agents WR **JAMES DIXON**, LB **MIKE MCCRAY**, S **JOHN MILLER**, DT **MARK MURPHY** and K **RICK SUTKIEWICK**.

April 28: Lions sign free agents DB **WILLIE BRYANT** and OL **JOHN PHILLIPS**.

April 29: Lions sign free agents DB **SELWYN BROWN** and DB **BRUCE ALEXANDER**.

May 11: Lions sign QB **ERIC HIPPLE** to a multi-year contract.

May 12: Lions sign DL **CURTIS GREEN** and LB **BYRON HUNT**.

May 26: Lions sign free agents K **ALI HAJI-SHEIKH** and DB **JOHN LEWIS**.

June 2: Lions release TE **ROB RUBICK**, WR **STEPHEN STARRING**, WR **ANTHONY KETCHUM**, QBs **JOE PIZZO** and **TOM BYRNE**, RB **RANDALL MORRIS**, FB **DOUG BEATY**, DLs **BOB MARTZ** and **AL HUGE**, OL **JOHN PHILLIPS** and DB **SELWYN BROWN**.

(*) Those players signed by the Lions were a part of the newly-created NFL system of free agency...(@) Those players signed by other teams under the new free agent plan.





LIONS' INDIVIDUAL RECORDS

(1934-1988)

CAREER — SERVICE

Most Seasons

- 15 by Wayne Walker, 1958-72
- 14 by Dick LeBeau, 1959-72
- 13 by Joe Schmidt, 1953-65
 - by Darris McCord, 1955-67
 - by Larry Hand, 1964-77
- 12 by Alex Karras, 1958-62, 1964-70
 - by Paul Naumoff, 1967-78
 - by Leonard Thompson, 1975-86

Most Games

- 200 by Wayne Walker, 1958-72
- 185 by Dick LeBeau, 1959-72
- 175 by Leonard Thompson, 1975-86
- 168 by Darris McCord, 1955-67
 - by Paul Naumoff, 1967-78
- 164 by Larry Hand, 1964-77
- 161 by Alex Karras, 1958-62, 1964-70
- 154 by Joe Schmidt, 1953-65

CAREER — RUSHING

Most Attempts

- 1,203 by Dexter Bussey, 1974-84
- 1,165 by Altie Taylor, 1969-76
- 1,131 by Billy Sims, 1980-84
 - 960 by James Jones, 1983-
 - 938 by Nick Pietrosante, 1959-65
 - 739 by Mel Farr, 1967-73
 - 693 by Ace Gutowsky, 1934-38
 - 651 by Dan Lewis, 1958-64
 - 635 by Steve Owens, 1970-76

Most Yards Gained

- 5,106 by Billy Sims, 1980-84
- 5,105 by Dexter Bussey, 1974-84
- 4,297 by Altie Taylor, 1969-76
- 3,933 by Nick Pietrosante, 1959-65
- 3,452 by James Jones, 1983-
- 3,072 by Mel Farr, 1967-73
- 2,698 by Dan Lewis, 1958-64
- 2,451 by Steve Owens, 1970-76
- 2,444 by Ace Gutowsky, 1934-38

Most Touchdowns Rushing

- 42 by Billy Sims, 1980-84
- 28 by Nick Pietrosante, 1959-65
- 26 by Mel Farr, 1967-73
- 24 by Altie Taylor, 1969-76
- 23 by James Jones, 1983
- 20 by Steve Owens, 1970-76
- 19 by Greg Landry, 1968-78
- 18 by Dexter Bussey, 1974-84

CAREER — PASSING

Most Attempts

- 2,193 by Bobby Layne, 1950-58
- 1,747 by Greg Landry, 1968-78
- 1,684 by Gary Danielson, 1976-84
- 1,528 by Eric Hipple, 1980-
- 1,315 by Milt Plum, 1962-67
- 1,314 by Bill Munson, 1968-76

Most Completions

- 1,074 by Bobby Layne, 1950-58
- 957 by Greg Landry, 1968-78
- 952 by Gary Danielson, 1976-84
- 823 by Eric Hipple, 1980-
- 716 by Bill Munson, 1968-76
- 671 by Milt Plum, 1962-67

Most Yards Gained

- 15,710 by Bobby Layne, 1950-58
- 12,457 by Greg Landry, 1968-78
- 11,885 by Gary Danielson, 1976-84
- 8,697 by Eric Hipple, 1980-
- 8,536 by Milt Plum, 1962-67
- 8,451 by Bill Munson, 1968-76

Most Touchdown Passes

- 118 by Bobby Layne, 1950-58
- 80 by Greg Landry, 1968-78
- 69 by Gary Danielson, 1976-84
- 56 by Bill Munson, 1968-76
- 55 by Milt Plum, 1962-67
 - by Eric Hipple, 1980-
- 53 by Earl Morrall, 1958-64

Most Passes Intercepted

- 142 by Bobby Layne, 1950-58
- 87 by Milt Plum, 1962-67
- 81 by Greg Landry, 1968-78
- 71 by Gary Danielson, 1976-84
- 67 by Eric Hipple, 1980-
- 42 by Bill Munson, 1968-76
- 41 by Earl Morrall, 1958-64

CAREER — RECEIVING

Most Passes Received

336 by Charlie Sanders, 1968-77
325 by Gail Cogdill, 1960-68
287 by Jim Gibbons, 1958-68
285 by James Jones, 1983-
277 by Leonard Thompson, 1975-86
245 by David Hill, 1976-82
227 by Terry Barr, 1957-65
223 by Fred Scott, 1978-83

Most Yards Gained

5,220 by Gail Cogdill, 1960-68
4,817 by Charlie Sanders, 1968-77
4,682 by Leonard Thompson, 1975-86
3,810 by Terry Barr, 1957-65
3,651 by Fred Scott, 1978-83

Most Touchdowns Receiving

35 by Leonard Thompson, 1975-86
by Terry Barr, 1957-65
32 by Cloyce Box, 1949-50, 1952-54
31 by Charlie Sanders, 1967-77
28 by Gail Cogdill, 1960-68
26 by Larry Walton, 1969-76
25 by Leon Hart, 1950-57

CAREER — INTERCEPTIONS

Most Passes Intercepted

62 by Dick LeBeau, 1959-72
56 by Lem Barney, 1967-77
50 by Yale Lary, 1952-53, 1956-64
46 by Jack Christiansen, 1951-58
36 by Jim David, 1952-59

Most Yards Gained

1,051 by Lem Barney, 1967-77
787 by Yale Lary, 1952-53, 1956-64
762 by Dick LeBeau, 1959-72
719 by Bob Smith, 1949-53
717 by Jack Christiansen, 1951-58

CAREER — SCORING

Most Points

857 by Ed Murray, 1980-
636 by Errol Mann, 1969-76
534 by Doak Walker, 1950-55
345 by Wayne Walker, 1958-72
282 by Billy Sims, 1980-84
259 by Jim Martin, 1951-61
254 by Dutch Clark, 1934-38

Most Touchdowns (Returns)

11 by Jack Christiansen, 1951-58
10 by Lem Barney, 1967-77

Most Field Goals

192 by Eddie Murray, 1980-
141 by Errol Mann, 1969-76
56 by Jim Martin, 1951-61
53 by Wayne Walker, 1958-72
49 by Doak Walker, 1950-55

Most Touchdowns (Total)

47 by Billy Sims, 1980-84
38 by Terry Barr, 1957-65
by Leonard Thompson, 1975-86
36 by Mel Farr, 1967-73
34 by Doak Walker, 1950-55
33 by James Jones, 1983-
32 by Cloyce Box, 1949-50, 1952-54
31 by Leon Hart, 1950-57
30 by Nick Pietrosante, 1959-65
by Gail Cogdill, 1960-68
by Altie Taylor, 1969-76

Most Extra Points

271 by Eddie Murray, 1980
213 by Errol Mann, 1969-76
183 by Doak Walker, 1950-55
172 by Wayne Walker, 1958-72
91 by Jim Martin, 1951-61

Most Rushing TDs (see CAREER — RUSHING)
Most Receiving TDs (see CAREER — RECEIVING)

CAREER — PUNTING

Most Punts

503 by Yale Lary, 1952-53, 1956-64
436 by Herman Weaver, 1970-76
268 by Tom Skladany, 1978-82
266 by Mike Black, 1983-86
187 by Pat Studstill, 1961-67

Best Average

44.2 by Yale Lary, 1952-53, 1956-64
42.7 by Jim Arnold, 1986-
by Bob Smith, 1949-54
42.4 by Tom Skladany, 1978-82
by Pat Studstill, 1961-67

continued

CAREER — PUNT RETURNS

Most Returns

143 by Pete Mandley, 1984-
by Lem Barney, 1967-77
126 by Yale Lary, 1952-53, 1956-64
118 by Robbie Martin, 1981-84
94 by Tom Watkins, 1962-67

Most Return Yardage

1,360 by Pete Mandley, 1984-
1,312 by Lem Barney, 1967-77
1,118 by Robbie Martin, 1981-84
1,084 by Jack Christiansen, 1951-58
970 by Tom Watkins, 1962-67

CAREER — KICKOFF RETURNS

Most Returns

122 by Alvin Hall, 1981-85
91 by Tom Watkins, 1962-67
75 by Pat Studstill, 1961-67
62 by Tom Vaughn, 1965-71

Most Return Yardage

2,714 by Alvin Hall, 1981-85
2,262 by Tom Watkins, 1962-67
1,924 by Pat Studstill, 1961-67
1,595 by Tom Vaughn, 1965-71

SEASON — RUSHING

Most Attempts

313 by Billy Sims, 1980
296 by Billy Sims, 1981
252 by James Jones, 1986
246 by Steve Owens, 1971
225 by Dexter Bussey, 1978
220 by Billy Sims, 1983
206 by Mel Farr, 1967
201 by Nick Pietrosante, 1961
198 by Altie Taylor, 1970
195 by Altie Taylor, 1975

Most Yards Gained

1,437 by Billy Sims, 1981
1,303 by Billy Sims, 1980
1,040 by Billy Sims, 1983
1,035 by Steve Owens, 1971
924 by Dexter Bussey, 1978
903 by James Jones, 1986
886 by James Jones, 1985
872 by Nick Pietrosante, 1960
860 by Mel Farr, 1967
841 by Nick Pietrosante, 1961

Most Rushing TDs

13 by Billy Sims, 1980, 1981
9 by Greg Landry, 1972
by Mel Farr, 1970
8 by James Jones, 1986
by Nick Pietrosante, 1960
by Steve Owens, 1971
7 by Billy Sims, 1983
by Bob Hoernschemeyer, 1953
by Gene Gedman, 1956

SEASON — PASSING

Most Attempts

417 by Gary Danielson, 1980
416 by Chuck Long, 1987
410 by Gary Danielson, 1984
406 by Eric Hipple, 1985
387 by Eric Hipple, 1983
368 by Jeff Komlo, 1979
351 by Gary Danielson, 1978
336 by Bobby Layne, 1950
332 by Bobby Layne, 1951

Most Touchdown Passes

26 by Bobby Layne, 1951
24 by Earl Morrall, 1963
19 by Bobby Layne, 1952
18 by Gary Danielson, 1978
by Greg Landry, 1972
by Milt Plum, 1964

Most Yards Gained

3,223 by Gary Danielson, 1980
3,076 by Gary Danielson, 1984
2,952 by Eric Hipple, 1985
2,621 by Earl Morrall, 1963
2,598 by Chuck Long, 1987
2,577 by Eric Hipple, 1983
2,403 by Bobby Layne, 1951
2,378 by Milt Plum, 1962
2,358 by Eric Hipple, 1981
2,323 by Bobby Layne, 1950

Most Passes Intercepted

23 by Jeff Komlo, 1979
by Bobby Layne, 1951
21 by Bobby Layne, 1953
20 by Chuck Long, 1987
by Milt Plum, 1962
by Bobby Layne, 1952
by Clyde LeForce, 1947
by Frank Sinkwich, 1943-44

Fewest Passes Intercepted

3 by Dwight Sloan, 1939 (102 att.)
4 by Harry Gilmer, 1955 (122 att.)
5 by Fred Enke, 1949 (142 att.)
6 by Chuck Long, 1988 (141 att.)
7 by Bill Munson, 1974 (292 att.)
by Greg Landry, 1977 (240 att.)
by Joe Ferguson, 1986 (155 att.)

SEASON — RECEIVING

Most Passes Received

77 by James Jones, 1984
67 by Pat Studstill, 1966
66 by Terry Barr, 1963
by Bob Mann, 1949
62 by Fred Scott, 1979
58 by Pete Mandley, 1987
57 by Terry Barr, 1963
54 by Ron Jessie, 1974
by James Jones, 1986
by Tom Nowatzke, 1966
53 by Fred Scott, 1981
by David Hill, 1978
by Jeff Chadwick, 1986

Most Yards Gained

1,266 by Pat Studstill, 1966
1,086 by Terry Barr, 1963
1,030 by Terry Barr, 1964
1,022 by Fred Scott, 1981
1,014 by Bob Mann, 1949
1,009 by Cloyce Box, 1950

Most Receiving TDs

15 by Cloyce Box, 1952
13 by Terry Barr, 1963
12 by Leon Hart, 1951
11 by Cloyce Box, 1950
10 by Gail Cogdill, 1963

SEASON — INTERCEPTIONS

Most Passes Intercepted

12 by Jack Christiansen, 1953
by Don Doll, 1950
11 by Don Doll, 1949
10 by Jack Christiansen, 1957
by Lem Barney, 1967

Most Yards Gained

301 by Don Doll, 1949
238 by Jack Christiansen, 1953
232 by Lem Barney, 1967
218 by Bob Smith, 1949
208 by Dick Jauron, 1973

SEASON — SCORING

Most Points

128 by Doak Walker, 1950
121 by Eddie Murray, 1981
116 by Eddie Murray, 1980
113 by Eddie Murray, 1983
109 by Eddie Murray, 1985
106 by Doak Walker, 1954
103 by Earl Mann, 1971
101 by Errol Mann, 1969, 1970
99 by Bobby Layne, 1956

Most Touchdowns (Total)

16 by Billy Sims, 1980
15 by Billy Sims, 1981
by Cloyce Box, 1952
13 by Terry Barr, 1963
12 by Leon Hart, 1951

Most Touchdowns (Returning)

4 by Jack Christiansen, 1951
3 by Lem Barney, 1967

Most Rushing TDs (see SEASON — RUSHING)
Most Receiving TDs (see SEASON — RECEIVING)

Most Extra Points

46 by Eddie Murray, 1981
43 by Doak Walker, 1951, 1954
41 by Errol Mann, 1970
38 by Eddie Murray, 1983
by Errol Mann, 1972
by Doak Walker, 1950
37 by Wayne Walker, 1962
by Errol Mann, 1971

Most Field Goals

27 by Eddie Murray, 1980
26 by Eddie Murray, 1985
25 by Eddie Murray, 1981, 1983
by Errol Mann, 1969
23 by Errol Mann, 1974
22 by Errol Mann, 1971
20 by Benny Ricardo, 1978
by Errol Mann, 1970, 1972
by Eddie Murray, 1984, 1987, 1988

Consecutive Field Goals

12 by Eddie Murray, from 11-3-85 (at Minn.) to 12-22-85 (vs. Chi.), 8 games

SEASON — PUNTING

Most Punts

97 by Jim Arnold, 1988
93 by Wilbur Summers, 1977
88 by Larry Swider, 1979
86 by Tom Skladany, 1978
83 by Herman Weaver, 1976
80 by Herman Weaver, 1975
78 by Pat Studstill, 1965
76 by Mike Black, 1984
73 by Mike Black, 1985
72 by Tom Skladany, 1980
by Herman Weaver, 1974

Best Gross Average

48.9 by Yale Lary, 1963
48.4 by Yale Lary, 1961
47.1 by Yale Lary, 1959

Best Net Average

*39.6 by Jim Arnold, 1987
(*NFL Record)

SEASON — PUNT RETURNS

Most Returns

52 by Robbie Martin, 1981
43 by Pete Mandley, 1986
38 by Pete Mandley, 1985
37 by Pete Mandley, 1988
32 by Tom Watkins, 1963
29 by Pat Studstill, 1962
28 by John Arnold, 1980

Most Yards Returned

457 by Pat Studstill, 1962
450 by Robbie Martin, 1981
403 by Pete Mandley, 1985
399 by Tom Watkins, 1963
343 by Jack Christiansen, 1951

SEASON — KICKOFF RETURNS

Most Returns

48 by Herman Hunter, 1986
39 by Alvin Hall, 1985
38 by Jimmie Jones, 1974
32 by Gary Lee, 1987
29 by Pat Studstill, 1964
26 by Mickey Zofko, 1972
25 by Lem Barney, 1968
by Bobby Williams, 1970

Most Yards Returned

1,007 by Herman Hunter, 1986
927 by Jimmie Jones, 1974
886 by Alvin Hall, 1985
719 by Gary Lee, 1987
708 by Pat Studstill, 1964
670 by Lem Barney, 1968
616 by Mickey Zofko, 1972

GAME — RUSHING

Most Attempts

36 by Billy Sims at Green Bay (11-20-83)
by James Jones vs. Miami (10-27-85)
by James Jones at Minnesota (9-7-86)
32 by Horace King vs. New England (10-10-76)
30 by Billy Sims vs. Baltimore (11-16-80)
by Rick Kane vs. Atlanta (11-13-77)
by James Jones vs. San Francisco (10-20-85)
29 by James Jones at Green Bay (10-12-86)
by Billy Sims at Green Bay (12-12-82)
by Mel Farr vs. Green Bay (12-12-82)
28 by Billy Sims at Denver (11-11-81)
by Billy Sims at Kansas City (10-26-80)
27 by Billy Sims at Minnesota (9-20-81)
by Billy Sims vs. Minnesota (9-28-80)
by Dexter Bussey vs. Buffalo (11-25-76)
by Steve Owens at Miami (12-15-73)
by Nick Pietrosante at Baltimore (12-6-84)

Most Yards Gained

198 by Bob Hoernschemeyer vs. N.Y. Yanks
(11-23-50)
197 by Mel Farr at Minnesota (11-12-67)
194 by Dutch Clark vs. Cincinnati (10-28-34)
189 by Billy Sims at Green Bay (11-20-83)
185 by Billy Sims at Denver (10-11-81)
174 by James Jones at Minnesota (9-7-86)
160 by Altie Taylor vs. Green Bay (10-28-73)
159 by Billy Sims at Washington (11-8-81)
157 by Billy Sims vs. Minnesota (9-28-80)
155 by Billy Sims at Kansas City (10-26-80)

Most Rushing TDs

3 by James Jones vs. Green Bay (10-9-83)
by Billy Sims at L.A. Rams (9-7-80)
by Greg Landry at Chicago (10-1-72)
by Jim Ninowski at L.A. Rams (10-30-60)
by Ernie Caddel vs. Philadelphia (9-20-35)
by Ernie Caddel vs. Pittsburgh (11-4-34)
by Dutch Clark vs. Brooklyn (10-22-34)

GAME — PASSING

Most Attempts

- 50 by Eric Hipple at L.A. Rams (10-19-86)
- 49 by Harry Gilmer vs. New York (12-11-55)
- 48 by Chuck Long vs. L.A. Rams (12-6-87)
by Eric Hipple at Cleveland (9-28-86)
- 47 by Chuck Long vs. Green Bay (10-25-87)
- 46 by Karl Sweetan at L.A. Rams (12-4-66)
by Eric Hipple vs. Tampa Bay (9-21-86)
- 45 by Karl Sweetan vs. Green Bay (10-30-86)
by Jim Ninowski at L.A. Rams (10-30-60)
by Bobby Layne vs. Chicago Bears (11-5-50)
by Bobby Layne vs. L.A. Rams (10-9-55)
by Bobby Layne vs. San Francisco (10-30-55)
by Greg Landry at Minnesota (10-9-77)

Most Completions

- 33 by Chuck Long vs. Green Bay (10-25-87)
by Eric Hipple at Cleveland (9-28-86)
- 31 by Eric Hipple vs. Tampa Bay (9-21-86)
by Eric Hipple at L.A. Rams (10-19-86)
- 29 by Gary Danielson vs. Tampa Bay (12-14-80)
- 27 by Greg Landry at New Orleans (11-14-76)
- 26 by Chuck Long vs. L.A. Rams (12-6-87)
by Gary Danielson vs. Minnesota (12-9-78)
by Bill Munson vs. Baltimore (11-10-68)
by Bobby Layne vs. L.A. Rams (10-9-55)
- 25 by Greg Landry vs. Minnesota (10-9-77)
by Gary Danielson vs. Minnesota (9-23-84)
by Gary Danielson at Green Bay (10-28-84)
by Gary Danielson vs. Philadelphia (11-4-84)
by Gary Danielson vs. Green Bay (11-22-84)

Most Consecutive Completions

- 11 by Gary Danielson vs. Green Bay (12-21-80)

Most Yards Gained

- 374 by Bobby Layne vs. Chicago Bears (11-5-50)
- 364 by Bobby Layne vs. Pittsburgh (9-27-53)
- 362 by Chuck Long vs. Green Bay (10-25-87)
- 360 by Gary Danielson vs. Tampa Bay (12-14-80)
- 352 by Gary Danielson vs. Minnesota (12-9-78)
- 347 by Gary Danielson vs. Minnesota (12-19-82)
by Milt Plum vs. Los Angeles (11-1-64)
- 341 by Bobby Layne at Baltimore (12-3-50)
- 336 by Eric Hipple vs. Chicago (10-19-81)

Most Touchdown Passes

- 5 by Gary Danielson vs. Minnesota (12-9-78)
- 4 by eight players (Bobby Layne, 3 times; Eric Hipple, 2 times; once by Greg Landry, Earl Morrall, Milt Plum, Tobin Role, Frank Sinkwich, Gary Danielson and Eric Hipple — most recent, Hipple vs. N.Y. Jets, 11-28-85)

Most Passes Had Intercepted

- 7 by Frank Sinkwich vs. Green Bay (10-24-43)
- 6 by Bobby Layne at Cleveland (12-26-54, title game)
- 5 by Jim Ninowski at Los Angeles (10-30-60)
by Gary Danielson at St. Louis (12-3-78)
by Eric Hipple at Minnesota (9-25-83)

GAME — RECEIVING

Most Passed Received

- 12 by Cloyce Box at Baltimore (12-3-50)
by James Jones at Cleveland (9-28-86)
- 11 by Mel Farr vs. Minnesota (10-7-73)
by Billy Sims vs. San Francisco (11-2-80)
- 10 by seven players (once by Ron Jessie, Mel Farr, Charlie Sanders, Terry Barr, Lew Carpenter, Bill Swiacki, James Jones)

Most Yards Gained

- 302 by Cloyce Box vs. Baltimore (12-3-50)
- 202 by Cloyce Box vs. Dallas (12-13-52)
- 182 by Bob Mann vs. Green Bay (12-11-49)
- 179 by Leonard Thompson vs. Cleveland (9-11-83)
- 172 by Cloyce Box vs. Chicago Bears (12-7-52)

Most Receiving TDs

- 4 by Cloyce Box at Baltimore (12-3-50, from Layne (3), Enke (1))
- 3 by Leonard Thompson vs. Minnesota (12-9-78, from Danielson); vs. Minnesota (9-23-84, from Danielson)
by Billy Gambrell at Atlanta (12-8-68, from Munson)
by Terry Barr at San Francisco (11-3-63, from Morrall)
by Howard Cassady vs. Baltimore (10-11-59, from Role)
by Jim Doran at San Francisco (11-3-57, from Role)
by Cloyce Box (three times in '52)

GAME — INTERCEPTIONS

Most Passes Intercepted

- 4 by Don Doll at Chicago Cardinals (10-23-49)
3 by 11 players (Don Doll, Yale Lary, Lem Barney, Mike Lucci, 2 times; Jim David, Gary Lowe, Joe Schmidt, Jack Christiansen, Mike Weger, Dick Jauron and Bobby Watkins, (11-1-53) once; — most recent, Watkins (12-12-82)

Longest Return

- 102 by Bob Smith vs. Chicago Bears (11-24-49)
100 by Vern Huffman vs. Brooklyn (10-17-37)
95 by Dick Jauron at Chicago (11-18-73)
by Don Doll at Pittsburgh (10-8-49)
92 by Jack Christiansen at Los Angeles

GAME — SCORING

Most Points

- 24 by Cloyce Box at Baltimore (12-3-50)
21 by Doak Walker vs. Chicago Bears (9-26-54)
by Doak Walker at Baltimore (12-3-50)
by Dutch Clark vs. Brooklyn (10-22-34)
20 by Garo Yepremian at Minnesota (11-13-66)
19 by Pat Harder vs. Los Angeles (12-21-52, playoff game)
by Doak Walker vs. N.Y. Yanks (10-8-51)

Most Extra Points

- 8 by Jim Martin vs. Cleveland (12-29-57, title game)
7 by Doak Walker vs. N.Y. Yanks (11-23-50)
by Doak Walker vs. Green Bay (11-22-51)

Most Touchdowns (Total)

- 4 by Cloyce Box at Baltimore (12-3-50, all rec.)

Most Touchdowns (Returning)

- 2 by Jack Christiansen vs. Los Angeles (10-14-51); vs. Green Bay (11-22-51, all punt returns)

Most Rushing TDs (see GAME — RUSHING)

Most Passing TDs (see GAME — PASSING)

Most Receiving TDs (see GAME — RECEIVING)

Most Field Goals

- 6 by Garo Yepremian at Minnesota (11-13-66)
5 by Eddie Murray at Green Bay (9-14-80)
4 by Bob Thomas at L.A. Rams (9-19-82)
by Errol Mann at San Francisco (11-2-69); vs. Los Angeles (12-14-69); at Green Bay (9-20-70) and vs. Green Bay (9-29-74)
by Benny Ricardo vs. Washington (10-8-78); vs. San Francisco (12-17-78)
by Wayne Walker at San Francisco (9-13-64)
by Eddie Murray vs. Green Bay (11-27-86); at Minnesota (9-13-87)

GAME — PUNTING

Most Punts

- 12 by Wilbur Summers at San Francisco (10-23-77)
10 by Lem Barney vs. Minnesota (11-27-69)
by Jerry DePoyster at Los Angeles (11-3-68)
by George Grimes at Chicago Bears (10-17-48)
by Mike Black vs. L.A. Raiders (12-10-84)

GAME — PUNT RETURNS

Most Returns

- 8 by Ray Williams vs. Tampa Bay (12-14-80)
by Eddie Payton vs. Tampa Bay (11-20-77)
7 by Robbie Martin at Minnesota (10-21-84)

Most Yards Returned

- 184 by Tom Watkins vs. San Francisco (10-6-63)
175 by Jack Christiansen vs. Green Bay (11-22-51)
140 by Robbie Martin vs. Pittsburgh (11-24-83)
119 by Jack Christiansen vs. Los Angeles (10-14-51)
113 by Pat Studstill at Los Angeles (11-4-62)
109 by Pete Mandley vs. Atlanta (12-21-86)
105 by Eddie Murray vs. Minnesota (12-17-77)
103 by Dick Jauron vs. Chicago (11-24-74)
101 by Wally Triplett vs. New York (12-4-49)

GAME — KICKOFF RETURNS

Most Returns

7 by Gary Lee vs. Green Bay (10-25-87)
by John Arnold at Atlanta (10-5-80)
by Joe Watt at Chicago Cardinals (11-7-48)
6 by Lem Barney vs. Philadelphia (12-5-71)
by Herman Hunter vs. Green Bay (11-27-86)
5 by 11 players (Alvin Hall, 3 times;
Jack Christiansen, Howard Cassady,
Jim Steffen, Pat Studstill, Jimmie
Jones, Rick Kane, Ken Callicutt,
Robbie Martin and Ken Jenkins —
most recent, Hall vs. Chicago (12-22-85)

Most Yards Returned

294 by Wally Triplett at Los Angeles (10-29-50)
184 by Eddie Payton vs. Minnesota (12-17-77)
177 by Tom Watkins at Green Bay (11-7-65)
170 by Lem Barney vs. Philadelphia (12-5-71)
160 by John Arnold vs. Green Bay (12-15-79)
155 by Bobby Williams at Minnesota (11-15-70)
147 by Alvin Hall vs. Chicago (12-22-85)
141 by Gary Lee vs. Green Bay (10-25-87)
138 by Earl Girard at Los Angeles (11-1-53)



LIONS' TEAM RECORDS

(1934-1988)

SEASON — RUSHING

Most Attempts	Most Yards Gained
596 1981	2,885 1936
572 1980	2,795 1981
532 1971, 1975	2,763 1934
524 1978	2,599 1980
516 1976	2,376 1971
514 1970	2,213 1976
513 1983	2,181 1983
507 1956	2,163 1978
496 1973	2,147 1975
489 1962	2,133 1973
479 1977	2,127 1970
474 1969	2,074 1937

SEASON — PASSING

Most Attempts	Most Completions	Most Yards Gained
531 1984	298 1984	3,787 1984
509 1987	286 1986	3,316 1985
503 1983	275 1987	3,150 1987
500 1986	263 1983	3,138 1981
477 1988	254 1985	3,107 1986
462 1985	248 1980	2,955 1983
456 1966	247 1978	2,941 1980
452 1979	239 1966	2,825 1954
436 1981	228 1981	2,775 1979
429 1978	218 1979	2,772 1950
423 1980	216 1974	2,746 1978
406 1963	215 1954	2,723 1963

SEASON — PENALTIES

Most Times Penalized	Most Yards Penalized
138 1984	1,165 1984
125 1978	1,003 1978
118 1983	997 1981
112 1981	988 1983
110 1979	931 1966
104 1985, 1980	897 1979
97 1976	844 1980
95 1975	838 1975
	819 1976

SEASON — INTERCEPTIONS

Most Passes Intercepted by Lions	Most Yards Gained
38 1953	663 1953
33 1952	656 1949
32 1949	522 1973
31 1950	477 1952
30 1954	470 1963

SEASON — SCORING

Most Points	Most Touchdowns	Least Points Allowed
397 1981	46 1981	176 1982
347 1983	44 1951	177 1962
347 1970	43 1954	188 1969
344 1952	43 1952	188 1956
339 1972	43 1950	189 1954
337 1954	42 1963	192 1952
336 1951	41 1970	
334 1980		

SEASON — TOTAL OFFENSE

Most Yards Gained	Most Offensive Plays	First Downs
5,933 1981	1,076 1981	340 1981
5,540 1980	1,061 1983	315 1983
5,318 1984	1,040 1980	308 1980
5,136 1983	1,037 1984	306 1984
4,577 1971	1,011 1986	287 1986
4,555 1986	1,001 1978	270 1987
4,503 1962	967 1985	269 1978
4,476 1985	944 1979	269 1971
4,465 1978	939 1976	259 1985
4,433 1954	935 1975	259 1976

SEASON — TOTAL DEFENSIVE

Least Yards Allowed	*Least Offensive Plays	*Least First Downs
2,722 1982	749 1956	162 1982
3,084 1969	753 1965	180 1962
3,217 1962	756 1971, 1970	181 1956
3,245 1952	768 1969, 1957	182 1969
3,365 1957	781 1959	186 1970
3,397 1960	783 1967	194 1963, 1953

(*) since 1968

GAME — RUSHING

Most Attempts	Most Yards Gained
59 at Pittsburgh, 11-9-52	426 vs. Pittsburgh, 11-4-34
57 vs. Atlanta, 10-3-71	377 vs. New York Yanks, 11-23-50
56 vs. Green Bay, 10-28-73	330 at Los Angeles, 9-7-80
at Green Bay, 10-6-57	321 at Pittsburgh, 11-9-52
54 at Green Bay, 10-12-86	306 vs. New Orleans, 9-25-77
at Green Bay, 11-20-83	
53 vs. Pittsburgh, 9-24-50	

GAME — PASSING

Most Attempts	Most Completions	Most Net Yards Gained
57 vs. Chicago, 10-9-88	33 vs. Green Bay, 10-25-87	375 at Pittsburgh, 9-17-53
50 at L.A. Rams, 10-19-86	at Cleveland, 9-21-86	374 vs. Chicago, 11-5-50
vs. Denver, 10-7-84	31 vs. Tampa Bay, 9-21-86	370 vs. San Francisco, 11-17-57
49 vs. New York, 12-11-55	at L.A. Rams, 10-19-86	350 vs. Minnesota, 12-9-78
48 vs. L.A. Rams, 12-6-87	29 vs. Tampa Bay, 12-14-80	347 vs. Green Bay, 11-22-84
at Cleveland, 9-28-86	27 at Green Bay, 10-6-85	345 at Baltimore, 12-4-50
47 vs. Green Bay, 10-25-87	at Seattle, 12-2-84	
vs. Chicago, 12-22-85	at New Orleans, 11-14-76	
at Minnesota, 10-9-77	vs. Los Angeles, 10-9-55	
vs. Los Angeles, 10-9-55	26 vs. L.A. Rams, 12-6-87	
46 vs. Tampa Bay, 9-21-86	vs. Minnesota, 12-9-78	
at Los Angeles, 12-4-66	at Minnesota, 10-9-77	
vs. San Francisco, 10-30-55		

continued

GAME — SCORING

Most Points

52 at Green Bay, 10-26-52
vs. Green Bay, 11-22-51
49 vs. New York Yanks, 11-23-50
48 vs. Chicago, 10-19-81
vs. San Francisco, 11-14-54
vs. Chicago Bears, 9-26-54
vs. Green Bay, 11-27-52

Most Touchdowns

7 at Green Bay, 10-26-52
vs. Green Bay, 11-22-51
vs. New York Yanks, 11-23-50
6 (in addition to the games above)
vs. Pittsburgh, 11-24-83
vs. Minnesota, 12-9-78

GAME — INTERCEPTIONS

Most Passes Intercepted

8 vs. Chicago, 9-22-68
7 at Los Angeles, 10-26-58
at Green Bay, 10-17-50
6 six times, most recent:
vs. San Francisco, 11-4-73

Most Yards Gained

192 at Chicago, 11-18-73 (5 int.)
142 vs. San Francisco, 11-4-73
140 at Cleveland, 10-18-70 (5 int.)
130 at Los Angeles, 10-26-50
128 at Chicago Cardinals, 10-23-49

GAME — TOTAL OFFENSE

Most Yards Gained

582 vs. New York Yanks, 11-23-50
539 vs. Green Bay, 11-22-84
538 at Baltimore, 12-4-50
517 vs. Dallas, 12-13-52
515 vs. San Francisco, 11-17-57
509 at San Francisco, 11-3-63

Most Offensive Plays

92 at Green Bay, 11-23-50 (overtime)
(54 rush, 38 pass)
91 at Chicago, 11-22-53
(47 rush, 44 pass)
86 vs. Philadelphia, 11-4-84 (overtime)
(38 rush, 48 pass)
83 vs. Cleveland, 11-2-52
vs. Boston, 10-9-48
(38 rush, 45 pass)
82 at Green Bay, 10-11-87 (overtime)
(42 rush, 40 pass)
vs. Los Angeles, 10-12-58
(50 rush, 32 pass)

GAME — TOTAL DEFENSE

Least Yards Allowed

14 at Chicago Cardinals, 9-15-40
24 at Chicago, 11-22-81
61 vs. San Francisco, 10-6-63
63 at Green Bay, 10-28-73
68 at Green Bay, 11-7-65
69 at Baltimore, 11-6-54
75 vs. Chicago, 10-28-62
79 vs. Chicago, 12-9-73

GAME — TOTAL DEFENSE/RUSHING

Least Yards Allowed

-3 at Pittsburgh, 11-9-52
22 at Los Angeles, 11-4-62
25 vs. Pittsburgh, 12-9-56
29 at Chicago, 10-18-64
31 vs. Green Bay, 11-28-63

GAME — TOTAL DEFENSE/PASSING

Least Yards Allowed

-31 at Tampa Bay, 9-9-78
-20 at Chicago, 11-22-81
-10 vs. San Francisco, 10-6-63
-2 at Green Bay, 11-7-65
0 at Green Bay, 11-1-71
1 at San Francisco, 11-2-69
3 vs. Green Bay, 10-28-73
4 at Cleveland, 12-19-54

GAME — TOTAL DEFENSE/SACKS

Most Quarterback Sacks

11 at Philadelphia, 11-16-86
at Green Bay, 11-7-65
vs. Green Bay, 11-22-62

Most Yards Sacked

109 at Green Bay, 11-7-65

MISCELLANEOUS GAME STATISTICS

FIRST DOWNS

Most by Lions' — Game

	#	#	#		
Tot.	Rushing	Passing	Penalty	vs. Opponent	Year
33	18	15	0	Green Bay	1984
30	17	11	2	Washington	1951
29	11	16	2	Minnesota	1981
29	15	13	1	San Diego	1978
29	15	14	0	Cleveland	1967

Most by Both Teams

Tot.	#Detroit	#Opponent	Year
51	21	(30) at San Diego	1984
50	20	(30) at Green Bay	1984
50	28	(22) at Atlanta	1984

Most Passing First Downs by Lions' — Game

No.	Opponent	Year
19	Green Bay	1987
19	at L.A. Rams	1986
18	at San Francisco	1954
18	Chicago	1950

Most Rushing First Downs by Lions' — Game

18	Green Bay	1984
18	at L.A. Rams	1980
18	Washington	1951

Most Penalty First Downs by Lions' — Game

6	Dallas	1987
6	at San Francisco	1977

TURNOVERS

Most Fumbles by Lions' — Game

10	Minnesota	1967
8	Chi. Cardinals	1940
7	at Minnesota	1980
7	at Cincinnati	1983

Most Fumbles Lost by Lions' — Game

6	at Minnesota	1963
5 (3 times)	- most recent, Minnesota ('67)	

Most Interceptions Thrown by Lions' — Game

9	Green Bay	1943
7	Denver	1984
7	at Cleveland	1944
7	Chicago	1942
6	Chicago	1954

Most Combined Turnovers by Lions' — Game

10 (7 int., 3 fumb.)	Denver	1984
10 (9 int., 1 fumb.)	Green Bay	1943

TAKEAWAYS

Most Combined Takeaways by Lions' — Game

10 (5 int., 5 fumb.)	Minnesota	1962
8 (6 int., 2 fumb.)	at Seattle	1976
8 (6 int., 2 fumb.)	Washington	1965
7 (3 int., 4 fumb.)	San Francisco	1978

Most Fumbles Recovered by Lions' — Game

6	Green Bay	1952
6	Cleveland	1940

Most Interceptions by Lions' — Game

8	Chicago	1968
7	at Green Bay	1950
6 (4 times)	- most recent, at Seattle ('76)	

LIONS' HIGH WATER MARKS

TOP TEN GAMES — RUSHING

Most Yards Rushing	Opponent	Year
426	Pittsburgh	1934
377	N.Y. Yanks	1950
330	at L.A. Rams	1980
321	at Pittsburgh	1952
306	New Orleans	1977
277	at Minnesota	1967
273	San Diego	1978
266	at Green Bay	1970
265	Pittsburgh	1950
263	Green Bay	1973

continued

Miscellaneous Statistics continued

LIONS' HIGH WATER MARKS

TOP TEN GAMES — PASSING

Most Yards Passing	Opponent	Year
375	Pittsburgh	1953
374	Chicago	1950
370	San Francisco	1957
353	Green Bay	1984
352	Minnesota	1978
349	at San Francisco	1954
345	at Baltimore	1950
336	Green Bay	1987
335	Baltimore	1954
332	Tampa Bay	1980

TOP TEN GAMES — TOTAL YARDS

Total Yards	Rushing Yards	Passing Yards	Opponent	Year
582	377	205	N.Y. Yanks	1950
539	186	353	Green Bay	1984
538	193	345	at Baltimore	1950
517	226	291	at Dallas	1952
515	145	370	San Francisco	1957
509	201	308	at San Francisco	1963
507	155	352	Minnesota	1978
499	222	277	at Washington	1981
494	330	164	at L.A. Rams	1980
485	159	326	Chicago	1981

FEWEST YARDS ALLOWED — OPPONENTS

Total Yards	Rushing Yards	Passing Yards	Opponent	Year
14	(not available)		at Chi. Cardinals	1940
24	44	-20	at Chicago	1981
60	18	42	Minnesota	1988
61	71	-10	San Francisco	1963
63	60	3	Green Bay	1973
68	70	-2	at Green Bay	1965
69	(not available)		at Baltimore	1954
75	60	15	Chicago	1962
79	46	33	Chicago	1973

MOST YARDS GAINED — OPPONENTS

Total Yards	Rushing Yards	Passing Yards	Opponent	Year
554	102	452	Dallas	1985
553	198	355	at Minnesota	1988
542	161	381	at Dallas	1968
535	316	219	Baltimore	1958
512	284	228	at Oakland	1974
494	65	429	at L.A. Rams	1950
485	91	394	Philadelphia	1961
482	221	261	at Green Bay	1978
474	123	351	at Baltimore	1963
471	179	292	Green Bay	1951

TOP TEN GAMES — POINTS SCORED

Date	Detroit Score	Opponent Score
12-29-57	Lions, 59	Cleveland, 14
11-22-51	Lions, 52	Green Bay, 35
10-26-52	Lions, 52	Green Bay, 17
11-23-50	Lions, 49	N.Y. Giants, 14
11-27-52	Lions, 48	Green Bay, 24
9-26-54	Lions, 48	Chicago, 23
11-14-54	Lions, 48	San Francisco, 7
10-19-81	Lions, 48	Chicago, 17

TOP FIVE SEASONS — FIRST DOWNS

Year	Total First Downs	#Rushing	#Passing	#Penalty
1981	340	167	150	23
1983	315	136	156	23
1980	308	143	143	22
1984	306	118	170	18
1986	287	100	156	31

FIRST DOWNS RUSHING — TOP FIVE SEASONS

First Downs Rushing	Year
167	1981
143	1980
136	1983
131	1971
123	1976

FIRST DOWNS PASSING — TOP FIVE SEASONS

First Downs Passing	Year
170	1984
156	1987
156	1986
156	1983
150	1985
150	1981

FIRST DOWNS PENALTY — TOP FIVE SEASONS

First Downs Penalty	Year
34	1971
33	1987
31	1986
23	'83, '81, '78, '72, '70

TURNOVERS/TAKEAWAYS/PENALTIES

MOST FUMBLES — SEASON

Most Fumbles	Total
1983	41
1981	41
1980	40
1976	38
1979	37

MOST FUMBLES LOST — SEASON

Most Fumbles	Total
1976	21
1967	21
1966	21
1949	21
1985, 1981, 1948	20

MOST INTERCEPTIONS THROWN — SEASON

Most Interceptions	Total
1950	29
1966	28
1952	28
1949	28
1979, 1961, 1959, 1953	27

MOST TURNOVERS — SEASON

Most Turnovers	Total
1966	49
1949	49
1950	47
1979	46
1959	46
1948	46

MOST FUMBLES RECOVERED — SEASON

Most Recovered	Total
1962	25
1952	25
1955	24
1950	24
1988	21
1969	21

MOST INTERCEPTIONS — SEASON

Most Made	Total
1953	38
1952	32
1949	32
1950	31
1954	30

MOST TOTAL TAKEAWAYS — SEASON

Most Made	Total
1952	57
1950	55
1953	53
1962	49
1949	49

PENALTIES

MOST PENALTIES — SEASON

Total Penalties	Year
138	1984
125	1978
118	1983
111	1981
110	1979

FEWEST PENALTIES — SEASON

Total Penalties	Year
48	1972
49	1948
51	1955
52	1953
52	1958

MOST PENALTY YARDS — SEASON

Most Yards	Total Penalties	Year
1165	138	1984
1003	125	1978
990	111	1981
988	118	1983
931	82	1966

FEWEST PENALTY YARDS — SEASON

Fewest Yards	Total Penalties	Year
395	49	1948
417	48	1972
427	52	1953
496	65	1959
513	52	1958

LIONS' SEASONAL LEADERS

(1934-1988)

RUSHING

Yr.	Player	Att.	Yds.	Yr.	Player	Att.	Yds.
1988	Garry James	182	552	1960	Nick Pietrosante	161	872
1987	James Jones	96	342	1959	Nick Pietrosante	76	447
1986	James Jones	252	903	1958	Tobin Rote	77	351
1985	James Jones	244	886	1957	John Henry Johnson	129	621
1984	Billy Sims	130	687	1956	Gene Gedman	135	479
1983	Billy Sims	220	1040	1955	Lew Carpenter	137	543
1982	Billy Sims	172	639	1954	Lew Carpenter	104	476
1981	Billy Sims	296	1437	1953	Bob Hoernschemeyer	101	482
1980	Billy Sims	313	1303	1952	Bob Hoernschemeyer	106	457
1979	Dexter Bussey	144	625	1951	Bob Hoernschemeyer	132	678
1978	Dexter Bussey	225	924	1950	Bob Hoernschemeyer	84	471
1977	Horace King	155	521	1949	Bill Dudley	125	402
1976	Dexter Bussey	196	858	1948	Camp Wilson	157	612
1975	Dexter Bussey	157	696	1947	Camp Wilson	89	412
1974	Altie Taylor	150	532	1946	Camp Wilson	64	207
1973	Altie Taylor	176	719	1945	Bob Westfall	82	234
1972	Altie Taylor	154	658	1944	Frank Sinkwich	150	563
1971	Steve Owens	246	1035	1943	Frank Sinkwich	93	266
1970	Mel Farr	166	717	1942	Mickey Sanzotta	71	268
1969	Bill Triplett	111	377	1941	Whizzer White	89	238
1968	Mel Farr	128	597	1940	Whizzer White	146	514
1967	Mel Farr	206	860	1939	Bill Shepherd	85	420
1966	Tom Nowatzke	151	512	1938	Bill Shepherd	100	455
1965	Amos Marsh	131	495	1937	Dutch Clark	96	468
1964	Nick Pietrosante	147	536	1936	Ace Gutowsky	191	827
1963	Dan Lewis	133	528	1935	Ernie Caddel	87	450
1962	Dan Lewis	120	488	1934	Dutch Clark	122	763
1961	Nick Pietrosante	201	841				

PASSING

Yr.	Player	Att.	Comp.	Yds.	Yr.	Player	Att.	Comp.	Yds.
1988	Rusty Hilger	306	126	1558	1960	Jim Ninowski	238	134	1599
1987	Chuck Long	416	232	2598	1959	Earl Morrall	137	65	1102
1986	Eric Hipple	305	192	1919	1958	Tobin Rote	257	118	1678
1985	Eric Hipple	406	223	2952	1957	Bobby Layne	179	87	1169
1984	Gary Danielson	410	252	3076	1956	Bobby Layne	244	129	1909
1983	Eric Hipple	387	204	2577	1955	Bobby Layne	270	143	1830
1982	Gary Danielson	197	100	1343	1954	Bobby Layne	246	135	1818
1981	Eric Hipple	279	140	2358	1953	Bobby Layne	273	125	2088
1980	Gary Danielson	417	244	3223	1952	Bobby Layne	287	139	1999
1979	Jeff Kormlo	368	183	2238	1951	Bobby Layne	332	152	2403
1978	Gary Danielson	351	199	2294	1950	Bobby Layne	336	152	2323
1977	Greg Landry	240	135	1359	1949	Fred Enke	142	63	793
1976	Greg Landry	291	168	2191	1948	Fred Enke	221	100	1328
1975	Joe Reed	191	86	1181	1947	Clyde LeForce	175	94	1384
1974	Bill Munson	292	166	1874	1946	Dave Ryan	154	73	965
1973	Bill Munson	187	95	1129	1945	Chuck Fenenbock	110	45	752
1972	Greg Landry	268	134	2066	1944	Frank Sinkwich	148	58	1060
1971	Greg Landry	261	136	2237	1943	Frank Sinkwich	126	50	699
1970	Greg Landry	136	83	1072	1942	Harry Hopp	68	20	258
1969	Bill Munson	166	84	1062	1941	Whizzer White	62	22	338
1968	Bill Munson	329	181	2311	1940	Whizzer White	80	35	461
1967	Milt Plum	172	86	925	1939	Dwight Sloan	102	45	658
1966	Karl Sweetan	309	157	1809	1938	Vern Huffman	85	27	382
1965	Milt Plum	308	143	1710	1937	Bill Shepherd	46	19	297
1964	Milt Plum	287	154	2241	1936	Dutch Clark	71	38	467
1963	Earl Morrall	328	174	2621	1935	Bill Shepherd	64	28	417
1962	Milt Plum	325	179	2378	1934	Dutch Clark	49	23	383
1961	Jim Ninowski	247	117	1921					

LIONS' SEASONAL LEADERS

(1934-1988)

RECEIVING

Yr.	Player	No.	Yds.	Yr.	Player	No.	Yds.
1988	Pete Mandley	44	617	1961	Gail Cogdill	53	991
1987	Pete Mandley	58	720	1960	Jim Gibbons	51	604
1986	James Jones	54	334	1959	Jim Gibbons	31	431
	Jeff Chadwick	53	995	1958	Dave Middleton	29	506
1985	Leonard Thompson	51	736	1957	Jim Doran	33	624
1984	James Jones	77	662	1956	Dave Middleton	39	606
1983	James Jones	46	467	1955	Dave Middleton	44	663
1982	Billy Sims	34	342	1954	Dorne Dibble	46	768
1981	Fred Scott	53	1022	1953	Doak Walker	30	502
1980	Fred Scott	53	834	1952	Cloyce Box	42	924
1979	Fred Scott	62	929	1951	Leon Hart	35	544
1978	David Hill	53	633	1950	Cloyce Box	50	1009
1977	Horace King	40	238	1949	Bob Mann	66	1014
1976	Ray Jarvis	39	822	1948	Joe Margucci	36	450
1975	Charlie Sanders	37	486	1947	Johnny Greene	38	621
1974	Ron Jessie	54	761	1946	Johnny Greene	20	289
1973	Charlie Sanders	28	433	1945	Johnny Greene	26	550
1972	Allie Taylor	29	250	1944	Jack Matheson	23	361
1971	Steve Owens	32	350	1943	Harry Hopp	17	229
1970	Charlie Sanders	40	544	1942	Bill Fisk	15	177
1969	Charlie Sanders	42	656	1941	Bill Fisk	9	140
1968	Earl McCullouch	40	680	1940	Lloyd Cardwell	20	349
1967	Mel Farr	39	317	1939	Monk Moscrip	14	176
1966	Pat Studstill	67	1266	1938	Lloyd Cardwell	9	138
1965	Pat Studstill	28	389	1937	Ernie Caddel	9	80
1964	Terry Barr	57	1030	1936	Ernie Caddel	19	150
1963	Terry Barr	65	1086	1935	Ernie Caddel	10	171
1962	Gail Cogdill	45	566	1934	Harry Ebbing	9	257

SCORING

Yr.	Player	TD	FG	XP	T	Yr.	Player	TD	FG	XP	T
1988	Eddie Murray	0	20	22	82	1961	Jim Martin	0	15	25	70
1987	Eddie Murray	0	20	21	81	1960	Jim Martin	0	13	26	65
1986	Eddie Murray	0	18	31	85	1959	Howard Cassady	5	0	0	30
1985	Eddie Murray	0	26	31	109	1958	Jim Martin	0	7	28	49
1984	Eddie Murray	0	20	31	91	1957	Bobby Layne	0	6	25	43
1983	Eddie Murray	0	25	38	113	1956	Bobby Layne	5	12	33	99
1982	Eddie Murray	0	11	16	49	1955	Doak Walker	7	9	27	96
1981	Eddie Murray	0	25	46	121	1954	Doak Walker	5	11	43	106
1980	Eddie Murray	0	27	35	116	1953	Doak Walker	5	12	27	93
1979	Benny Ricardo	0	10	25	55	1952	Cloyce Box	15	0	0	90
1978	Benny Ricardo	0	20	32	92	1951	Doak Walker	6	6	43	97
1977	Steve Mike-Mayer	0	8	19	43	1950	Doak Walker	11	8	38	128
1976	Benny Ricardo	0	10	19	49	1949	Bill Dudley	6	5	30	81
1975	Errol Mann	0	14	29	67	1948	Bill Dudley	7	0	0	42
1974	Errol Mann	0	23	23	92	1947	Bill Dudley	11	0	0	66
1973	Errol Mann	0	13	14	53	1946	Bob Cifers	4	0	0	24
1972	Errol Mann	0	20	38	98	1945	Bob Westfall	9	0	0	54
1971	Errol Mann	0	22	37	103	1944	Frank Sinkwich	6	2	24	66
1970	Errol Mann	0	20	31	101	1943	Harry Hopp	9	0	0	54
1969	Errol Mann	0	25	26	101	1942	Elmer Hackney	2	0	0	12
1968	Mel Farr	7	0	0	42	1941	Whizzer White	4	0	0	24
	Bill Gambrell	7	0	0	42	1940	Whizzer White	5	0	2	32
1967	Mel Farr	6	0	0	36	1939	Chuck Hanneman	2	4	5	29
	Tom Nowatzke	6	0	0	36	1938	Lloyd Cardwell	5	0	0	30
1966	Gar Yepremian	0	13	11	50	1937	Dutch Clark	6	1	6	45
1965	Wayne Walker	0	8	33	57	1936	Dutch Clark	7	4	19	73
1964	Wayne Walker	0	14	32	74	1935	Dutch Clark	6	1	16	55
1963	Terry Barr	13	0	0	78	1934	Dutch Clark	8	4	13	73
1962	Wayne Walker	0	9	37	64						
1961	Jim Martin	0	15	25	70						

LIONS' 100-YARD DAYS

(Since 1950)

Year	Player	Yards	Carries	Long Gain	Opponent	Date
1986	James Jones	174	36	39	Minnesota	Sept. 7
	Garry James	140	20	41TD	Green Bay	Oct. 12
1985	James Jones	116	30	12	San Francisco	Oct. 20
	James Jones	114	36	8	Miami	Oct. 27
1984	James Jones	104	23	17	Green Bay	Dec. 15
	Billy Sims	140	20	42	Atlanta	Sept. 9
1983	Billy Sims	119	14	81	San Diego	Sept. 30
	Billy Sims	100	16	16	Tampa Bay	Oct. 14
1982	Billy Sims	103	22	18	Minnesota	Oct. 21
	Billy Sims	105	20	17	Houston	Nov. 13
1981	Billy Sims	189	36	20	Green Bay	Nov. 20
	Billy Sims	106	26	30	Pittsburgh	Nov. 24
1980	Billy Sims	137	23	41	Minnesota	Dec. 5
	Billy Sims	119	25	29	Los Angeles Rams	Sept. 19
1979	Billy Sims	114	26	20	New York Giants	Nov. 25
	Billy Sims	109	29	12	Green Bay	Dec. 12
1978	Billy Sims	112	27	37	Minnesota	Sept. 20
	Billy Sims	133	21	21	Oakland	Sept. 27
1977	Billy Sims	185	28	48TD	Denver	Oct. 11
	Rick Kane	101	20	20	Chicago	Oct. 19
1976	Billy Sims	159	21	51	Washington	Nov. 8
	Billy Sims	119	23	12	Dallas	Nov. 15
1975	Billy Sims	117	22	32	Chicago	Nov. 22
	Billy Sims	110	13	31	Minnesota	Dec. 12
1974	Dexter Bussey	111	14	20	Los Angeles	Sept. 7
	Billy Sims	153	22	41TD	Los Angeles	Sept. 7
1973	Billy Sims	134	20	25	Green Bay	Sept. 14
	Billy Sims	157	27	52	Minnesota	Sept. 28
1972	Billy Sims	155	28	45TD	Kansas City	Oct. 26
	Billy Sims	126	30	18	Baltimore	Nov. 16
1971	Dexter Bussey	139	26	38	Buffalo	Oct. 28
	Dexter Bussey	120	20	29TD	Seattle	Sept. 24
1970	Horace King	104	12	75TD	Tampa Bay	Nov. 12
	Dexter Bussey	150	24	31	New Orleans	Sept. 25
1969	Rick Kane	105	24	35	San Diego	Nov. 6
	Horace King	100	32	13	New England	Oct. 10
1968	Lawrence Gaines	116	22	17	Minnesota	Nov. 7
	Dexter Bussey	137	27	23	Buffalo	Nov. 25
1967	Altie Taylor	160	23	29	Green Bay	Oct. 28
	Altie Taylor	106	18	34	Chicago	Nov. 18
1966	Steve Owens	113	27	10	Miami	Dec. 15
	Steve Owens	113	20	18	New York Giants	Oct. 28
1965	Altie Taylor	123	15	38TD	New York Jets	Nov. 23
	Steve Owens	109	16	16	Denver	Nov. 7
1964	Altie Taylor	101	19	17	Los Angeles	Nov. 14
	Mel Farr	117	16	16	Denver	Nov. 22
1963	Mel Farr	104	20	18	Oakland	Nov. 26
	Mel Farr	138	18	46	Chicago	Oct. 13
1962	Mel Farr	145	29	26	Green Bay	Oct. 20
	Tom Watkins	115	24	28	Cleveland	Sept. 24
1961	Mel Farr	197	24	57	Minnesota	Nov. 12
	Amos Marsh	146	23	62TD	Baltimore	Nov. 25
1960	Amos Marsh	109	25	20TD	San Francisco	Dec. 5
	Tom Watkins	102	17	27	Minnesota	Oct. 27
1959	Tom Watkins	107	21	25	San Francisco	Nov. 3
	Nick Pietrosante	113	12	42	Chicago	Oct. 8
1958	Nick Pietrosante	112	21	15	Los Angeles	Oct. 29
	Dan Lewis	128	14	74TD	Los Angeles	Oct. 30
1957	Nick Pietrosante	106	20	52	Chicago	Nov. 20
	Nick Pietrosante	142	21	43TD	Dallas	Dec. 11
1956	Nick Pietrosante	104	15	31TD	Chicago	Dec. 18
	Nick Pietrosante	134	17	25	Green Bay	Nov. 26
1955	John Henry Johnson	109	18	14	Green Bay	Oct. 6
	John Henry Johnson	105	8	62TD	Green Bay	Nov. 28
1954	Don McIlhenny	104	13	30	San Francisco	Oct. 21
	Gene Gedman	103	22	21	Green Bay	Nov. 22
1953	Low Carpenter	120	20	49TD	Green Bay	Nov. 24
	Low Carpenter	119	14	60TD	Los Angeles	Oct. 10
1952	Bob Hoernschmeyer	107	20	32	Pittsburgh	Nov. 9
	Bob Hoernschmeyer	118	14	54	Philadelphia	Nov. 18
1951	Bobby Layne	118	15	20	Pittsburgh	Sept. 24
	Bob Hoernschmeyer	198	17	96TD	New York Jets	Nov. 23

LIONS' LONGEST PLAYS

RUSHING PLAY

- 96 yards (TD) by Bob Hoernschemeyer vs. N.Y. Yanks (11-23-50)
- 85 yards (TD) by Bob Hoernschemeyer vs. Green Bay (11-22-51)
- 81 yards by Billy Sims at San Diego (9-30-84)
- 80 yards (TD) by Wally Triplett at Green Bay (10-30-49)
- 78 yards by Elmer Hackney vs. Pittsburgh (11-8-42)
- 76 yards by Greg Landry at Green Bay (9-20-70)

KICKOFF RETURN

- 104 yards (TD) by Terry Barr (92) and Gene Gedman (12) at Los Angeles (10-26-58)
- 102 yards (TD) by Ron Jessie vs. Chicago (10-24-71)
- 101 yards (TD) by Bill Jefferson vs. Chicago Bears (11-23-41)
- 100 yards (TD) by Pat Studstill vs. Chicago Bears (9-26-61)
- 98 yards (TD) by Ned Mathews vs. Philadelphia/Pittsburgh (11-21-43)
- 98 yards (TD) by Lem Barney at Los Angeles (11-3-68)
- 98 yards (TD) by Eddie Payton vs. Minnesota (12-17-77)
- 96 yards (TD) by Alvin Hall at Green Bay (12-12-82)

PUNT

- 81 yards by Bill DeCorrevont at Washington (10-6-46)
- 78 yards by Pat Studstill vs. Green Bay (10-8-67)
- 75 yards by Bob Smith vs. N.Y. Yanks (10-8-51)
- 74 yards by Tom Skladany vs. Oakland (9-27-81)
- 74 yards by Yale Lary at San Francisco (9-13-64)
- 72 yards by Larry Swider vs. Minnesota (9-30-79)
- 69 yards by Jim Arnold at Green Bay (11-20-88)
- 69 yards by Herman Weaver at Chicago (9-12-76)
- 69 yards by Jim Arnold at Green Bay (11-20-88)

PUNT RETURN

- 90 yards (TD) by Tommy Watkins vs. San Francisco (10-6-63)
- 89 yards (TD) by Jack Christiansen vs. Green Bay (11-22-51)
- 87 yards (TD) by Eddie Payton vs. Minnesota (12-17-77)
- 84 yards (TD) by Bill Dudley at Chicago Bears (10-19-47)

PASSING PLAY

- *99 yards (TD) by Karl Sweetan to Pat Studstill at Baltimore (10-16-66)
- 97 yards (TD) by Bobby Lane to Cloyce Box vs. Green Bay (11-26-53)
- 94 yards (TD) by Eric Hipple to Leonard Thompson vs. Chicago (10-19-81)
- 92 yards (TD) by Milt Plum to Dan Lewis at Cleveland (11-15-64)
- 88 yards (TD) Dave Ryan to John Greene vs. Pittsburgh (11-10-46)
- 87 yards (TD) Gary Danielson to Billy Sims at Green Bay (9-14-80 in Milwaukee)

INTERCEPTION RETURN

- *102 yards (TD) by Bob Smith vs. Chicago Bears (11-24-49)
- 100 yards (TD) by Vern Huffman vs. Brooklyn (10-17-37)
- 95 yards (TD) by Dick Jauron at Chicago (11-18-73)
- 95 yards (TD) by Don Doll at Pittsburgh (10-8-49)
- 92 yards (TD) by Jack Christiansen at Los Angeles (11-1-53)
- 90 yards (TD) by Devon Mitchell vs. Green Bay (12-4-88)
- 90 yards by Bob Smith at Pittsburgh (11-9-52)
- 90 yards (TD) by Devon Mitchell vs. Green Bay (12-4-88)
- 88 yards (TD) by Rudy Redmond at Los Angeles (12-17-72)

FIELD GOAL

- 54 yards by Eddie Murray at Cincinnati (12-11-83)
- 54 yards by Glenn Presnell at Green Bay (10-7-34)
- 53 yards by Eddie Murray vs. Chicago (10-19-81); vs. L.A. Rams (12-6-87)
- 52 yards by Eddie Murray vs. L.A. Rams (9-7-80); vs. Chicago (12-16-84); vs. Chicago (12-15-86)
- 52 yards by Errol Mann at St. Louis (12-2-73)
- 52 yards by Jim Martin vs. Baltimore (10-23-60)
- 51 yards by Eddie Murray vs. Minnesota (11-17-85); at L.A. Rams (10-2-83); vs. Tampa Bay (9-21-86)
- 51 yards by Jim Martin vs. Baltimore (10-23-60)
- 50 yards by Eddie Murray vs. Miami (10-27-85); at Washington (11-8-81); at Tampa Bay (10-4-81)
- 50 yards by Errol Mann at Minnesota (10-26-69); vs. Cincinnati (9-27-70); vs. Green Bay (12-20-70)

(*NFL Record)

LIONS' YEAR-BY-YEAR NFL AND NFC RANKINGS

(L - league ranking; C - conference ranking)

Offense					Defense				
Year	NFL Rank	NFC Rank	Yards Rush/ Ranking	Yards Pass/ Ranking	Year	NFL Rank	NFC Rank	Yards Rush/ Ranking	Yards Pass/ Ranking
1988	28	14	1243/27L/14C	2162/28L/14C	1988	18	12	2037/17L/12C	3279/15L/8C
1987	26	12	1435/25L/22C	2956/17L/9C	1987	24	13	2070/23L/13C	3203/19L/9C
1986	24	11	1771/15L/11C	2784/19L/7C	1986	15	12	2349/26L/13C	2800/4L/4C
1985	28	14	1538/26L/13C	2938/22L/10C	1985	18	14	2685/27L/14C	2906/5L/4C
1984	12	7	2017/14L/8C	3301/13L/8C	1984	17	11	1808/8L/5C	3511/21L/11C
1983	18	10	2181/12L/8C	2955/22L/12C	1983	11	5	2104/16L/10C	3112/11L/4C
1982	24	13	1022/16L/9C	1512/22L/11C	1982	9	6	854/4L/1C	1868/18L/10C
1981	3	1	2795/1L/1C	3138/17L/8C	1981	4	4	1623/1L/1C	3223/13L/6C
1980	7	3	2599/3L/2C	2941/18L/10C	1980	3	2	1599/1L/1C	2934/9L/5C
1979	26	13	1677/25L/14C	2336/23L/12C	1979	11	6	2515/25L/12C	2442/2L/2C
1978	21	8	2163/17L/6C	2302/19L/8C	1978	7	5	2184/14L/7C	2299/6L/4C
1977	26	12	1706/25L/12C	1518/24L/10C	1977	8	5	1905/14L/7C	1867/7L/6C
1976	14	5	2213/11L/5C	2140/14L/5C	1976	3	2	1901/9L/4C	1686/2L/2C
1975	18	8	2147/9L/4C	1917/22L/11C	1975	8	4	1929/11L/6C	2071/9L/4C
1974	19	9	1433/24L/12C	2220/11L/5C	1974	20	12	2102/20L/12C	4338/17L/10C
1973	13	7	2133/9L/4C	1913/17L/10C	1973	13	6	2117/16L/7C	1788/10L/4C
1972	15	7	2021/12L/8C	2134/14L/8C	1972	19	10	2204/21L/11C	2004/9L/5C
1971	4	3	2376/2L/1C	2201/12L/8C	1971	11	6	1842/15L/7C	2017/8L/4C
1970	15	8	2127/22L/2C	1857/22L/11C	1970	2	2	1152/1L/1C	2296/15L/10C
prior to 1970, the NFL and AFL operated as separate leagues									
1969	16		1755/6L	1600/15L	1969	2		1755/4L	1600/3L
1968	13		1702/12L	2320/9L	1968	4		1680/5L	2157/5L
1967	15		1907/3L	1631/15L	1967	3		1795/10L	1733/2L
1966	10		1429/12L	2424/12L	1966	11		2006/12L	2408/7L
1965	14		1469/11L	1834/13L	1965	1		1444/3L	2097/2L
1964	6		1414/11L	2558/6L	1964	5		1638/5L	2424/5L
1963	8		1601/10L	2723/10L	1963	3		1564/2L	2197/5L
1962	7		1922/4L	2581/9L	1962	1		1231/1L	1986/3L
1961	9		1868/8L	2544/12L	1961	3		1520/2L	2418/6L
1960	8		1714/4L	1678/10L	1960	8		1348/4L	2049/7L
1959	11		1792/5L	1664/12L	1959	4		1562/5L	2094/7L
1958	12		1360/11L	1869/10L	1958	7		1720/6L	2117/7L
1957	3		1811/4L	2029/3L	1957	5		1521/5L	1844/5L
1956	3		2011/5L	2195/3L	1956	6		1503/2L	1905/7L
1955	4		1477/10L	2410/2L	1955	10		1851/7L	2164/10L
1954	3		1608/6L	2825/3L	1954	4		1520/5L	2226/6L
1953	5		1812/3L	2146/6L	1953	5		1580/7L	1965/5L
1952	3		1780/4L	2208/4L	1952	5		1145/1L	2421/10L
1951	3		1841/6L	2500/4L	1951	7		1509/3L	2608/11L
1950	3		1626/11L	2772/3L	1950	6		1367/1L	2580/11L
1949	6		1381/9L	2291/4L	1949	3		1827/5L	1814/2L
1948	7		1360/8L	2288/4L	1948	8		2382/10L	2176/7L

LIONS' YEAR-BY-YEAR QUARTERBACK RATINGS

Year	Player	Att.	Comp.	Yds.	Pct.	TDs	Int.	LG	Rating	Rank
1988	Rusty Hilger	306	126	1558	41.2	7	12	56	49.1	NFC 13
1987	Chuck Long	416	232	2598	55.8	11	20	53	63.3	NFC 13
1986	Eric Hipple	305	192	1919	63.0	9	11	46	75.8	NFC 3
1985	Eric Hipple	406	223	2952	54.9	17	18	56	73.8	NFC 7
1984	Gary Danielson	410	252	3076	61.5	17	15	77(TD)	83.1	NFL 10/NFC 6
1983	Eric Hipple	387	204	2577	52.7	12	18	80(TD)	64.5	NFC 12
1982	Gary Danielson	197	100	1343	50.8	10	14	70(TD)	60.3	NFC 14
1981	Eric Hipple	279	140	2358	50.2	14	15	94(TD)	73.3	NFC 9
1980	Gary Danielson	417	244	3223	58.5	13	11	87(TD)	82.6	NFL 6/NFC 5
1979	Jeff Komlo	368	183	2238	49.7	11	23	40	52.6	NFC 14
1978	Gary Danielson	351	199	2294	56.7	18	17	47(TD)	73.6	NFL 8/NFC 3
1977	Greg Landry	240	135	1359	56.3	6	7	39	68.8	NFL 10/NFC 4
1976	Greg Landry	291	168	2191	57.7	17	8	74(TD)	89.6	NFL 5/NFC 2
1975	Joe Reed	191	86	1181	45.0	9	10	65(TD)	59.3	NFC 10
1974	Bill Munson	292	166	1874	56.8	8	7	56	75.2	NFL 10/NFC 6
1973	Bill Munson	187	95	1129	50.8	9	8	54	67.7	NFC 10
1972	Greg Landry	268	134	2066	50.0	18	17	82(TD)	---	NFL 11/NFC 6
1971	Greg Landry	261	136	2237	52.1	16	13	76(TD)	---	NFL 5/NFC 2
1970	Bill Munson	158	84	1049	53.2	10	7	56	---	NFC 8
1969	Bill Munson	166	84	1062	50.6	7	8	62(TD)	---	
1968	Bill Munson	329	181	2311	55.0	15	8	86(TD)	---	NFL 7
1967	Milt Plum	172	86	925	50.0	4	8	43	---	
1966	Karl Sweetan	309	157	1809	50.8	4	14	99(TD)	---	NFL 11
1965	Milt Plum	308	143	1710	46.4	12	19	55(TD)	---	NFL 14
1964	Milt Plum	287	154	2241	53.7	18	15	92(TD)	---	NFL 5
1963	Earl Morrall	328	174	2621	53.0	24	14	75(TD)	---	NFL 3
1962	Milt Plum	325	179	2378	55.1	15	20	80(TD)	---	NFL 11
1961	Jim Ninowski	247	117	1921	47.4	7	18	84(TD)	---	NFL 16
1960	Jim Ninowski	283	134	1599	47.3	2	19	63	---	NFL 13
1959	Earl Morrall	137	65	1102	47.4	5	6	79(TD)	---	NFL 2
1958	Tobin Rote	257	118	1678	45.9	14	10	65(TD)	---	NFL 10
1957	Bobby Layne	179	87	1169	48.6	6	12	65(TD)	---	NFL 12
1956	Bobby Layne	244	129	1909	52.9	9	17	70	---	NFL 3
1955	Bobby Layne	270	143	1830	53.0	11	17	77(TD)	---	NFL 7
1954	Tom Dublinski	138	77	1073	55.8	8	7	66(TD)	---	NFL 4
1953	Bobby Layne	273	125	2088	45.8	16	21	97(TD)	---	NFL 5
1952	Bobby Layne	287	139	1999	48.4	19	20	77(TD)	---	NFL 7
1951	Bobby Layne	332	152	2403	45.8	26	23	63	---	NFL 7
1950	Bobby Layne	336	152	2323	45.2	16	18	82	---	NFL 7
1949	Fred Enke	142	63	793	44.4	6	5	58(TD)	---	NFL 9
1948	Fred Enke	221	100	1328	45.2	11	17	51(TD)	---	NFL 10
1947	Clyde LeForce	175	94	1384	53.7	13	20	79(TD)	---	NFL 8
1946	Dave Ryan	154	73	965	47.4	6	17	88(TD)	---	
1945	Charles Fenenbock	110	45	752	40.9	7	11	56	---	
1944	Frank Sinkwich	148	58	1060	39.2	12	20	57	---	NFL 6

YEAR-BY-YEAR INTERCEPTION LEADERS

Year	Player	Pos.	No.	Yards	TDs	NFL/NFC Ranking
1988	Devon Mitchell	S	3	107	1	
	George Jamison	LB	3	56	1	
1987	James Griffin	S	6	130	0	2nd NFL/NFC
1986	Devon Mitchell	S	5	41	0	16th NFC
1985	Bobby Watkins	CB	5	15	0	14th NFC
1984	Bobby Watkins	CB	6	0	0	13rd NFC
1983	Bruce McNorton	CB	7	30	0	13rd NFL/NFC
1982	Bobby Watkins	CB	5	22	0	NFL 12/NFC 12
1981	Jimmy Allen	S	9	123	0	NFL 13/NFC 12
1980	Jimmy Allen	S	6	38	0	NFC 14
	James Hunter	CB	6	20	0	NFC 14
1979	Luther Bradley	DB	4	11	0	
	Jimmy Allen	S	4	0	0	
1978	Jimmy Allen	S	5	70	0	
1977	James Hunter	CB	6	104	0	NFL 17/NFC 12
1976	James Hunter	CB	7	120	1	NFL 16/NFC 14
1975	Lem Barney	DB	5	23	0	NFC 19
1974	Levi Johnson	DB	5	139	2	NFC 16
1973	Levi Johnson	DB	5	82	0	NFC 16
1972	Lem Barney	DB	3	88	0	
1971	Dick LeBeau	DB	6	76	0	NFL 2/NFC 1
1970	Dick LeBeau	DB	9	96	0	NFL 2/NFC 1
1969	Lem Barney	DB	8	126	0	NFL 12
1968	Lem Barney	DB	7	82	0	NFL 17
1967	Lem Barney	DB	10	232	3	NFL 11
1966	Mike Lucci	LB	5	118	1	NFL 19
	Bruce Maher	DB	5	90	0	NFL 19
1965	Dick LeBeau	DB	7	84	1	NFL 2
1964	Yale Lary	DB	6	101	0	NFL 15
1963	Dick LeBeau	DB	5	158	1	
	Dick Lane	DB	5	70	0	
1962	Yale Lary	DB	8	51	0	NFL 2
1961	Dick Lane	DB	6	73	0	NFL 110
	Yale Lary	DB	6	95	0	NFL 110
1960	Dick Lane	DB	5	102	1	
1959	Gary Lowe	DB	5	130	0	NFL 6
1958	Joe Schmidt	LB	6	69	0	NFL 17
1957	Jack Christiansen	DB	10	137	1	NFL 11

1956	Yale Lary	DB	8	182	1	NFL 12
	Jack Christiansen	DB	8	109	0	NFL 12
1955	Jack Christiansen	DB	3	49	0	
	Jim David	DB	3	44	0	
	Bill Stits	DB	3	7	0	
1954	Jack Christiansen	DB	8	84	1	NFL 13
1953	Jack Christiansen	DB	12	238	1	NFL 1
1952	Bob Smith	DB	9	184	1	NFL 3
1951	Bob Smith	DB	3	70	0	
1950	Don Doll	B	12	163	1	NFL 12
1949	Don Doll	B	11	301	2	NFL 2
1948	Jim Gillette	B	6	17	0	NFL 18
1947	Bill Dudley	B	5	104	1	
	Bob Wiese	B	5	54	0	
1946	Dave Ryan	B	4	105	0	
1945	Dave Rojan	B	3	90	0	
	Charles DeShane	B	3	75	1	
	John Greene	C	3	65	0	
	Damon Tassos	G	3	49	0	
	Ivan Trebotich	B	3	46	0	
1944	Alex Wojciechowicz	C	7	88	0	



YEAR-BY-YEAR KICKOFF RET. LEADERS

Year	Player	No.	Yards	Avg.	Long	TDs	Rank
1988	Gary Lee	18	355	19.7	39	0	
1987	Gary Lee	32	719	22.5	50	0	NFL 6/NFC 4
1986	Herman Hunter	48	1007	21.0	54	0	NFC 7
1985	Alvin Hall	39	886	22.7	54	0	NFC 6
1984	Pete Mandley	22	390	17.7	32	0	NFC 17
1983	Alvin Hall	23	492	21.4	32	0	NFC 8
1982	Alvin Hall	46	426	26.6	96(TD)	1	NFL 2/NFC
1981	Alvin Hall	25	525	21.0	36	0	NFC 11
1980	Rick Kane	23	495	21.5	62	0	NFC 9
1979	John Arnold	23	539	23.4	69	0	NFL 7/NFC 5
1978	Jesse Thompson	14	346	24.7	42	0	
1977	Eddie Payton	18	457	25.4	98(TD)	1	NFL 7/NFC 4
1976	James Hunter	14	375	26.6	84	0	NFL 6/NFC 2
1975	Bobby Thompson	22	565	25.7	42	0	NFC 3
1974	Jimmie Jones	38	927	24.4	59	0	NFC 7
1973	Dick Jauron	17	405	23.8	33	0	NFC 7
1972	Ron Jessie	23	558	24.3	62	0	NFC 10
1971	Ron Jessie	16	470	29.4	102(TD)	2	NFC 2
1970	Bobby Williams	25	544	21.7	85(TD)	1	NFC 11
1969	Bobby Williams	17	563	33.1	96(TD)	1	NFL 1
1968	Lem Barney	25	670	26.8	98(TD)	1	NFL 5
1967	Tommy Vaughn	16	446	27.9	60	0	NFL 4
1966	Tommy Vaughn	23	595	26.0	63	0	NFL 8
1965	Tommy Watkins	17	584	34.4	94	0	NFL 1
1964	Pat Studstill	29	708	24.4	53	0	NFL 12
1963	Tommy Watkins	21	447	21.3	33	0	
1962	Tommy Watkins	17	452	26.6	40	0	NFL 6
1961	Pat Studstill	16	448	28.0	100(TD)	1	NFL 4
1960	Jim Steffen	8	225	28.1	55	0	
1959	Ken Webb	16	352	22.0	45	0	NFL 12
1958	Ken Webb	7	154	22.0	29	0	
1957	Howard Cassady	10	232	23.2	37	0	
1956	Howard Cassady	16	382	23.9	42	0	NFL 9
1955	Dave Middleton	11	188	17.1	25	0	
1954	Jug Girard	12	248	20.7	34	0	NFL 12
1953	Jack Christiansen	10	183	18.3	34	0	
1952	Jack Christiansen	16	409	25.6	46	0	NFL 9
1951	Doak Walker	15	408	27.2	62	0	NFL 5
1950	Doak Walker	10	225	22.5	48	0	
1949	Don Doll	21	536	25.5	56	0	NFL 1
1948	Camp Wilson	10	228	22.8	36	0	NFL 10
1947	William Dudley	15	359	23.9	78	0	
1946	Dave Ryan	15	308	20.5	51	1	
1945	Andrew Farkas	8	165	20.6	44	0	
1944	Arthur Van Tone	9	227	25.2	92	1	NFL 8

YEAR-BY-YEAR PUNT RETURN LEADERS

Year	Player	No.	Yards	Avg.	Long	TDs	Rank
1988	Pete Mandley	37	287	7.8	25	0	NFC 10
1987	Pete Mandley	23	250	10.9	61	0	NFL 9/NFC 5
1986	Pete Mandley	43	420	9.8	81(TD)	1	NFL 6/NFC 3
1985	Pete Mandley	38	403	10.6	63(TD)	1	NFL 7/NFC 3
1984	Robbie Martin	25	210	8.4	23	0	NFC 7
1983	Ken Jenkins	23	230	10.0	43	0	NFL 9/NFC 4
1982	Robbie Martin	26	275	10.6	58	0	NFL 7/NFC 3
1981	Robbie Martin	52	450	8.7	45(TD)	1	NFC 8
1980	Ray Williams	27	259	9.6	53	0	NFC 7
1979	John Arnold	19	164	8.6	27	0	NFC 14
1978	Jesse Thompson	16	161	10.1	35	0	NFL 9/NFC 3
1977	Eddie Payton	27	273	10.1	87(TD)	1	NFC 3
1976	Lem Barney	23	191	8.3	30	0	NFC 110
1975	Charlie West	22	219	10.0	43	0	NFC 17
1974	Dick Jauron	17	286	16.8	58	0	NFL 2/NFC 1
1973	Lem Barney	27	231	8.6	42	0	NFC 5
1972	Lem Barney	15	108	7.2	26	0	NFC 4
1971	Lem Barney	14	122	8.7	38	0	NFC 2
1970	Lem Barney	25	259	10.4	65	1	NFL 6/NFC 3
1969	Lem Barney	9	191	21.2	74(TD)	1	
1968	Lem Barney	13	79	6.1	18	0	
1967	Tommy Watkins	15	57	3.8	18	0	NFL 13
1966	Tommy Vaughn	18	179	9.9	63	0	NFL 2
1965	Tommy Watkins	23	234	10.2	41	0	NFL 4
1964	Tommy Watkins	16	238	14.9	68(TD)	2	NFL 1
1963	Tommy Watkins	32	399	12.5	90(TD)	1	NFL 2
1962	Pat Studstill	29	457	15.8	44	0	NFL 1
1961	Howard Cassady	16	159	9.9	21	0	NFL 6
1960	Terry Barr	14	104	7.4	39	0	NFL 5
1959	Terry Barr	16	102	6.4	24	0	NFL 11
1958	Yale Lary	27	196	7.3	71(TD)	1	NFL 8
1957	Yale Lary	25	139	5.6	36	0	NFL 6
1956	Howard Cassady	13	83	6.4	34	0	NFL 7
1955	Lee Riley	14	107	7.6	20	0	NFL 6
1954	Jack Christiansen	23	225	9.8	61(TD)	1	NFL 3
1953	Yale Lary	13	115	8.8	74(TD)	1	NFL 4
1952	Jack Christiansen	15	322	21.5	79(TD)	2	NFL 1
1951	Jack Christiansen	18	343	19.1	89(TD)	4	NFL 2
1950	Clarence Self	12	129	10.8	29	0	NFL 12
1949	Bill Dudley	11	199	18.1	67	1	NFL 7
1948	Joe Margucci	10	100	10.0	22	0	
1947	William Dudley	11	182	16.5	84(TD)	1	
1946	Bill DeCorrevont	6	81	13.5	28	0	
1945	Dave Ryan	15	221	14.7	56	0	
1944	Frank Sinkwich	11	148	13.5	25	0	

YEAR-BY-YEAR PUNTING LEADERS

Year	Player	No.	Avg.	Net Avg.	Inside 20	Long	League Rank
1988	Jim Arnold	97	42.4		22	69	NFL 6/NFC 1
1987	Jim Arnold	46	43.6	37.9	17	60	NFL 2/NFC 2
1986	Mike Black	46	39.5	30.7	11	57	NFC 12/NFL 2
	Jim Arnold	36	42.6	30.7	7	60	
1985	Mike Black	73	41.8	34.7	18	60	NFL 12/NFC 9
1984	Mike Black	76	41.6	32.7	13	63	NFC 8
1983	Mike Black	71	41.0	33.7	17	60	NFL 13/NFC 4
1982	Tom Skladany	36	41.2	33.9	6	59	NFC 8
1981	Tom Skladany	64	43.5	---	21	74	NFL 3/NFC 1
1980	Tom Skladany	72	42.2	---	18	67	NFC 3
1979	Larry Swider	88	40.0	---	---	72	NFC 6
	Tom Skladany	10	40.6	---	---	52	
1978	Tom Skladany	86	42.5	---	---	63	NFL 3/NFC 1
1977	Wilbur Summers	93	36.8	---	---	51	NFC 11
1976	Herman Weaver	83	39.5	---	---	69	NFC 4
1975	Herman Weaver	80	42.0	---	---	61	NFL 2/NFC 1
1974	Herman Weaver	72	38.5	---	---	61	NFC 7
1973	Herman Weaver	54	43.2	---	---	66	NFC 2
1972	Herman Weaver	43	40.3	---	---	55	NFC 8
1971	Herman Weaver	42	41.7	---	---	63	NFC 2
1970	Herman Weaver	62	40.0	---	---	65	NFC 7
1969	Lem Barney	66	34.1	---	---	53	

LIONS' MONDAY NIGHT GAMES

Date	Opponent	Score
10-5-70	Chicago	28-14, Detroit
12-14-70	at L.A. Rams	28-23, Detroit
9-20-71	Minnesota	16-13, Vikings
11-1-71	at Green Bay	14-14, tied
10-16-72	Green Bay	24-23, Packers
10-30-72	at Dallas	28-24, Cowboys
10-1-73	Atlanta	31-6, Detroit
10-14-74	San Francisco	17-13, Detroit
10-6-75	Dallas	36-10, Cowboys
10-19-81	Chicago	48-17, Detroit
12-6-82	N.Y. Jets	28-13, Jets
11-7-83	N.Y. Giants	15-9, Detroit
12-5-83	Minnesota	13-2, Detroit
12-10-84	L.A. Raiders	24-3, Raiders
12-15-86	Chicago	16-13, Bears

Total Monday Night Games: 15

Monday Night Record: 7-7-1

Home Record: 6-6 (Silverdome: 3-4, Tiger Stadium: 3-2)

Road Record: 1-1-1

LEADING TACKLERS

(* since 1973)

Year	Player	Pos.	Total	Solo	Assts.	Sacks	Year	Player	Pos.	Total	Solo	Assts.	Sacks
1988	Chris Spielman	LB	153	118	35	---	1980	Ken Fantetti	LB	85	---	---	---
	Dennis Gibson	LB	116	89	25	0.5		Stan White	LB	73	---	---	---
	Bruce McNorton	CB	105	87	18	---		Charlie Weaver	LB	64	---	---	---
	Bennie Blades	FS	102	86	16	1.0		James Hunter	CB	63	---	---	---
	George Jamison	LB	77	66	11	5.5		Ray Oldham	S	59	---	---	---
1987	Dennis Gibson	LB	82	68	14	1.0	1979	Doug English	DT	90	---	---	---
	Jimmy Williams	LB	69	59	10	4.0		Al Baker	DE	69	---	---	---
	Shelton Robinson	LB	67	56	11	---		Ken Fantetti	LB	68	---	---	---
	Bruce McNorton	CB	64	53	11	---		James Hunter	CB	65	---	---	---
	James Griffin	S	56	39	17	1.0		James Harrell	CB	62	---	---	---
1986	Demetrious Johnson	S	112	92	20	1.0	1978	Ed O'Neil	LB	85	---	---	---
	James Harrell	LB	109	85	24	0.5		Charlie Weaver	LB	80	---	---	---
	Vernon Maxwell	LB	107	87	20	2.0		John Woodcock	DT	66	---	---	---
	Mike Cofer	LB	73	58	15	7.5		Doug English	DT	57	---	---	---
	Devon Mitchell	S	70	51	19	---		Jimmy Allen	S	52	---	---	---
1985	William Graham	S	113	75	38	1.0	1977	Ed O'Neil	LB	73	---	---	---
	Demetrious Johnson	S	97	72	25	3.0		Doug English	DT	63	---	---	---
	Angelo King	LB	90	77	13	4.0		Charlie Weaver	LB	60	---	---	---
	Jimmy Williams	LB	89	67	22	7.5		James Hunter	CB	52	---	---	---
	Bruce McNorton	CB	76	63	13	---		Charlie West	S	49	---	---	---
1984	Alvin Hall	DB	147	94	53	---	1976	Charlie Weaver	LB	114	---	---	---
	Jimmy Williams	LB	140	105	35	2.5		Charlie West	DB	105	---	---	---
	William Graham	DB	138	96	42	---		Ken Sanders	DE	102	---	---	---
	Ken Fantetti	LB	135	94	41	1.5		Paul Naumoff	LB	101	---	---	---
	Garry Cobb	LB	128	95	33	3.0		Jim Mitchell	DE	92	---	---	---
1983	Ken Fantetti	LB	132	80	52	1.0	1975	Paul Naumoff	LB	143	---	---	---
	William Graham	DB	111	52	59	---		Jim Laslavic	LB	112	---	---	---
	Alvin Hall	DB	111	68	43	---		Herb Orvis	DT	96	---	---	---
	Garry Cobb	LB	109	68	41	1.0		Charlie West	DB	96	---	---	---
	Jimmy Williams	LB	101	59	42	1.0		Ken Sanders	DE	93	---	---	---
								Charlie Weaver	LB	90	---	---	---
1982	Ken Fantetti	LB	54	---	---	---	1974	Jim Laslavic	LB	120	---	---	---
	Stan White	LB	44	---	---	---		Paul Naumoff	LB	102	---	---	---
	Alvin Hall	S	40	---	---	---		Charlie Weaver	LB	102	---	---	---
	Doug English	DT	32	---	---	---		Dick Jauron	DE	80	---	---	---
	Al Baker	DE	31	---	---	---		Jim Mitchell	DE	65	---	---	---
								Herb Orvis	DT	60	---	---	---
1981	Ken Fantetti	LB	148	---	---	---	1973	Charlie Weaver	LB	55	---	---	---
	Garry Gobb	LB	121	---	---	---		Herb Orvis	DT	51	---	---	---
	Doug English	DT	89	---	---	---		Ken Sanders	DE	48	---	---	---
	Ray Oldham	S	88	---	---	---		Paul Naumoff	LB	47	---	---	---
	Jimmy Allen	S	81	---	---	---		Mike Lucci	LB	36	---	---	---

[* tackle totals were not kept prior to 1973]

LIONS' QUARTERBACK SACK LEADERS

(*since 1973)

Year	Player	Pos.	Sacks	Yardage	Conference	Year	Player	Pos.	Sacks	Yardage	Conference
					Rank						Rank
1988	Mike Cofer	LB	12.0	88	NFL 6/NFC 6	1980	Al Baker	DE	18.0	---	---
	Keith Ferguson	DE	8.5	75	NFC 13		Dave Pureifory	DE	8.0	---	---
	Eric Williams	DE	6.5	51	---		John Mendenhall	DT	4.0	---	---
1987	Mike Cofer	LB	8.5	78	9th (tied)	1979	Al Baker	DE	16.0	---	---
	Keith Ferguson	DE	6.0	64	13th (tied)		Dave Pureifory	DE	7.5	---	---
	Jimmy Williams	LB	4.0	23	17th (tied)		Doug English	DT	6.5	---	---
1986	Keith Ferguson	DE	9.5	73	10th	1978	Al Baker	DE	23.0	---	---
	Mike Cofer	LB	7.5	69	13th (tied)		John Woodcock	DT	10.5	---	---
	William Gay	DE	6.5	41	15th (tied)		Doug English	DT	8.0	---	---
1985	Jimmy Williams	LB	7.5	55	16th (tied)	1977 (no stats available)					
	Curtis Green	DT	7.0	51	17th (tied)	1976	Charlie Weaver	LB	7.0	---	---
	William Gay	DE	7.0	41	17th (tied)		Ken Sanders	DE	4.0	---	---
1984	William Gay	DE	10.0	72	9th (tied)		Jim Mitchell	DE	3.5	---	---
	Curtis Green	DT	8.5	68	12th (tied)	1975	Larry Hand	DT	7.0	---	---
	Mike Cofer	DE	7.0	49	15th (tied)		Paul Naumoff	DE	6.5	---	---
1983	William Gay	DT	13.5	103.5	4th		Ken Sanders	DE	5.0	---	---
	Doug English	DT	13.0	89	(6th/NFL)	1974	Ken Sanders	DE	6.5	---	---
	Curtis Green	DE	5.5	45	5th (tied)		Jim Mitchell	DE	4.5	---	---
1982	Al Baker	DE	8.5	61	20th (tied)		Herb Orvis	DT	3.5	---	---
	Doug English	DT	6.0	37	---	1973	Larry Hand	DT	11.0	---	---
	Dave Pureifory	DE	5.5	25	---		Ken Sanders	DE	10.0	---	---
1981	Dave Pureifory	DE	11.0	---	---		Herb Orvis	DT	3.0	---	---
	Al Baker	DE	10.0	---	---		Charlie Weaver	LB	3.0	---	---
	Doug English	DT	10.0	---	---						

QUARTERBACK SACKS

(team)

Most by Lions' Defense — Season

No. of Sacks	Yards Lost	Year
55	482	1978
50	482	1964
49	411	1965
47	393	1988
47	373	1981

Most by Lions' Defense — Game

No. of Sacks	Yards Lost	Opponent	Year
11	69	at Philadelphia	1986
11	109	at Green Bay	1965
11	83	Green Bay	1962
10	66	at Atlanta	1968
9	69	at Green Bay	1982

Given Up by Lions' Offense — Season

No. of Sacks	Yards Lost	Year
67	490	1976
61	486	1984
54	441	1977
53	378	1985
52	410	1988

LIONS' HAPPENINGS THE LAST TIME

PUNT RETURNED FOR A TOUCHDOWN:

- By Lions: Dec. 21, 1986, Pete Mandley (81 yds.) vs. Atlanta
- **By Opponent: Oct. 2, 1988, John Taylor (77 yds.) at San Francisco

KICKOFF RETURNED FOR A TOUCHDOWN:

- By Lions: Dec. 12, 1982, Alvin Hall (96 yds.) at Green Bay
- By Opponent: Dec. 22, 1985, Gary Gentry (94 yds.) for Chicago

INTERCEPTION RETURNED FOR A TOUCHDOWN:

- **By Lions: Dec. 4, 1988, Devon Mitchell (90 yds.) vs. Green Bay
- By Opponent: Nov. 22, 1987, Shaun Gayle (20 yds.) at Chicago

FUMBLE RETURNED FOR A TOUCHDOWN:

- **By Lions: Sept. 4, 1988, George Jamison (4 yds.) vs. Atlanta
- By Opponent: Oct. 26, 1986, Wilbur Marshall (12 yds.) at Chicago

PUNT BLOCKED:

- By Lions: Dec. 13, 1987, Jimmy Williams at Tampa Bay
- By Opponent: Nov. 27, 1986, Timothy Harris for Green Bay (TD)

FIELD GOAL BLOCKED:

- By Lions: Nov. 16, 1986, Eric Williams at Philadelphia
- By Opponent: Sept. 20, 1987, Mitch Willis for L.A. Raiders

EXTRA POINT BLOCKED:

- **By Lions: Dec. 11, 1988, Eddie Murray at Chicago
- By Opponent: Sept. 9, 1978, Lee Roy Selmon for Tampa Bay

EXTRA POINT KICK MISSED:

- By Lions: Dec. 21, 1986, Eddie Murray vs. Atlanta
- **By Opponent: Nov. 20, 1988, Dale Dawson for Green Bay

SHUTOUT RECORDED:

- By Lions: Sept. 4, 1983, 11-0 at Tampa Bay
- **By Opponent: Nov. 24, 1988, 23-0 by Minnesota

WON IN OVERTIME:

- By Lions: Oct. 11, 1987, 19-16, at Green Bay
- **By Opponent: Oct. 30, 1988, 13-10, New York Giants

SAFETY RECORDED:

- By Lions: Oct. 25, 1987, vs. Green Bay (George Jamison)
- **By Opponent: Sept. 25, 1988, New Orleans (Rickey Jackson)

100-YARD INDIVIDUAL RUSHING GAME:

- By Lions: Oct. 12, 1986, Garry James (140 yds.) at Green Bay
- **By Opponent: Nov. 13, 1988, Lars Tate (106 yds.), Tampa Bay

100-YARD RECEIVING GAME:

- By Lions: Oct. 2, 1988, Pete Mandley (116) at San Francisco
- **By Opponent: Nov. 6, 1988, Anthony Carter (188), Minnesota

300-YARD INDIVIDUAL PASSING GAME:

- By Lions: Oct. 25, 1987, Chuck Long (362 yds.), vs. Green Bay
- **By Opponent: Nov. 6, 1988, Wade Wilson (391), Minnesota

YIELDED LESS THAN 100 NET YARDS RUSHING—TEAM:

- **By Lions' Defense: Dec. 11, 1988, Chicago (82 yds.)
- **By Opponents' Defense: Dec. 18, 1988, Tampa Bay (59 yds.)

YIELDED LESS THAN 100 NET YARDS PASSING—TEAM:

- **By Lions' Defense: Nov. 13, 1988, Tampa Bay (79 yds.)
- **By Opponents' Defense: Nov. 24, 1988, Minnesota (42 yds.)

***Accomplished during the '88 season*

DETROIT COACHING HISTORY

(Year-by-Year)

YEAR	COACH	W-L RECORD	(Pct.)	CONFERENCE FINISH
1930*	Hal (Tubby) Griffin	5-6-3	.455	n/a - NFL/8th place
1931*	George (Potsy) Clark	11-3-0	.786	n/a - NFL/2nd place
1932*	George (Potsy) Clark	6-2-4	.750	n/a - NFL/3rd place
1933*	George (Potsy) Clark	6-5-0	.545	NFL Western (2nd)
1934	George (Potsy) Clark	10-3-0	.769	NFL Western (2nd)
1935	George (Potsy) Clark	7-3-2	.700	NFL Champions (1st)
1936	George (Potsy) Clark	8-4-0	.666	NFL Western (3rd)
1937	Earl (Dutch) Clark	7-4-0	.636	NFL Western (2nd)
1938	Earl (Dutch) Clark	7-4-0	.636	NFL Western (2nd)
1939	Gus Henderson	6-5-0	.545	NFL Western (3rd)
1940	George (Potsy) Clark	5-5-1	.500	NFL Western (3rd)
1941	Bill Edwards	4-6-1	.400	NFL Western (3rd)
1942	Bill Edwards	0-3-0	.000	NFL Western (5th)
	John Karcis	0-8-0	.000	
1943	Charles (Gus) Dorais	3-6-1	.333	NFL Western (3rd)
1944	Charles (Gus) Dorais	6-3-1	.667	NFL Western (2nd)
1945	Charles (Gus) Dorais	7-3-0	.700	NFL Western (2nd)
1946	Charles (Gus) Dorais	1-10-0	.091	NFL Western (5th)
1947	Charles (Gus) Dorais	3-9-0	.250	NFL Western (5th)
1948	Alvin (Bo) McMillin	2-10-0	.167	NFL Western (5th)
1949	Alvin (Bo) McMillin	4-8-0	.333	NFL Western (4th)
1950	Alvin (Bo) McMillin	6-6-0	.500	NFL Western (4th)
1951	Raymond (Buddy) Parker	7-4-1	.636	NFL Western (2nd)
1952	Raymond (Buddy) Parker	9-3-0	.750	NFL Champions (1st)
1953	Raymond (Buddy) Parker	10-2-0	.833	NFL Champions (1st)
1954	Raymond (Buddy) Parker	9-2-1	.818	NFL Runner-up (1st)
1955	Raymond (Buddy) Parker	3-9-0	.250	NFL Western (6th)
1956	Raymond (Buddy) Parker	9-3-0	.750	NFL Western (2nd)
1957	George Wilson	8-4-0	.667	NFL Champions (1st)
1958	George Wilson	4-7-1	.364	NFL Western (5th)
1959	George Wilson	3-8-1	.213	NFL Western (5th)
1960	George Wilson	7-5-0	.583	NFL Western (2nd)
1961	George Wilson	8-5-1	.615	NFL Western (2nd)
1962	George Wilson	11-3-0	.786	NFL Western (2nd)
1963	George Wilson	5-8-1	.385	NFL Western (4th)
1964	George Wilson	7-5-2	.583	NFL Western (4th)
1965	Harry Gilmer	6-7-1	.462	NFL Western (6th)
1966	Harry Gilmer	4-9-1	.308	NFL Western (6th)
1967	Joe Schmidt	5-7-2	.417	NFL Central (3rd)
1968	Joe Schmidt	4-8-2	.333	NFL Central (4th)
1969	Joe Schmidt	9-4-1	.692	NFL Central (2nd)

1970	Joe Schmidt	10-4-0	.714	NFC Central (2nd)
1971	Joe Schmidt	7-6-1	.583	NFC Central (2nd)
1972	Joe Schmidt	8-5-1	.607	NFC Central (2nd)
1973	Don McCafferty	6-7-1	.464	NFC Central (2nd)
1974	Rick Forzano	7-7-0	.500	NFC Central (2nd)
1975	Rick Forzano	7-7-0	.500	NFC Central (2nd)
1976	Rick Forzano	1-3-0	.250	
	Tommy Hudspeth	5-5-0	.500	NFC Central (3rd)
1977	Tommy Hudspeth	6-8-0	.429	NFC Central (3rd)
1978	Monte Clark	7-9-0	.438	NFC Central (3rd)
1979	Monte Clark	2-14-0	.125	NFC Central (5th)
1980	Monte Clark	9-7-0	.563	NFC Central (2nd)
1981	Monte Clark	8-8-0	.500	NFC Central (2nd)
1982	Monte Clark	4-5-0	.444	NFC Central (4th)
1983	Monte Clark	9-7-0	.563	NFC Central (1st)
1984	Monte Clark	4-11-1	.281	NFC Central (4th)
1985	Darryl Rogers	7-9-0	.438	NFC Central (4th)
1986	Darryl Rogers	5-11-0	.313	NFC Central (3rd)
1987	Darryl Rogers	4-11-0	.267	NFC Central (5th)
1988	Darryl Rogers	2-9-0	.181	
	Wayne Fontes	2-3-0	.400	NFC Central (4th)

TOTAL (18 coaches) 362-375-32

Detroit Lions (17 coaches) 334-359-25

***Portsmouth Spartans (2 coaches) 28- 16- 7**

(*) The Lions were known as the Portsmouth Spartans (1930-33) before moving to Detroit in 1934 and George Clark was the last coach of the Spartans and the first coach of the Lions.

LIONS' HEAD COACHES SUMMARY

NAME	YEARS	TOTAL GAMES		W	L	T
*Hal Griffith	1930	1	14	5	6	3
*Potsy Clark	1931-36, 40	7	85	53	25	7
Dutch Clark	1937-38	2	22	14	8	0
Gus Henderson	1939	1	11	6	5	0
Bill Edwards	1941-42	1+	14	4	9	1
John Karcis	1942	1-	8	0	8	0
Gus Dorais	1943-47	5	53	20	31	2
Bo McMillin	1948-50	3	36	12	24	0
Buddy Parker	1951-56	6	72	47	23	2
George Wilson	1957-64	8	104	53	45	6
Harry Gilmer	1965-66	2	28	10	16	2
Joe Schmidt	1967-72	6	84	43	34	7
Don McCafferty	1973	1	14	6	7	1
Rick Forzano	1974-76	2+	32	15	17	0
Tommy Hudspeth	1976-77	1+	24	11	13	0
Monte Clark	1978-84	7	105	43	61	1
Darryl Rogers	1985-88	3+	58	18	40	0
Wayne Fontes	1988-	1-	5	2	3	0
Totals: 17 Coaches—		59	769	362	375	32

+Denotes having coached a portion of an additional season

-Denotes having coached less than one season

*Griffin and Clark coached four seasons as the head coach of the Portsmouth Spartans before the club moved to Detroit in 1934. Their overall record was 28-16-7.

PAST LIONS' COACHES

- *Hunk Anderson, 1939
- Billy Atkins, 1978-79
- *Joe Bach, 1943-47
- Bob Baker, 1985-88
- Carl Battershell, 1985-88
- Sammy Baugh, 1966
- Maxie Baughan, 1980-82
- Ed Beard, 1983-84
- Bruce Beatty, 1975-76
- Bill Belichick, 1976-77
- Leeman Bennett, 1972
- Raymond Berry, 1973-75
- *Les Bingaman, 1960-64
- Carl Brettschneider, 1965-66
- Earl Brown, 1951
- John Brunner, 1980-82
- Joe Bugel, 1975-76
- Lew Carpenter, 1987-88
- Jim Carr, 1975-76
- Pete Cawthon, 1945
- *Paul Christman, 1954-55
- *Dutch Clark, HEAD COACH 1937-38
- Monte Clark, HEAD COACH 1978-84
- *Potsy Clark, HEAD COACH 1934-36, 1940
- Red Cochran, 1956-58
- Jimmy David, 1967-72
- Rey Dempsey, 1975
- Don Doll, 1978-88
- *Gus Dorais, HEAD COACH 1943-47
- Rollie Dotsch, 1977
- Bob Dove, 1958-59
- Bill Edwards, HEAD COACH 1941, 1942, (3 games)
- Wally English, 1974-75, 1977
- Aldo Forte, 1950-65
- Rick Forzano, assistant 1973, HEAD COACH 1974-76
- Doug Gerhart, 1978
- Bob Gibson, 1976
- Harry Gilmer, HEAD COACH 1965-66
- Jerry Gianville, 1974-76
- Sonny Grandelius, 1964
- *Gus Henderson, HEAD COACH 1939
- Fred Hoaglin, 1978-84
- Bob Holloway, 1973-74
- Tommy Hudspeth, HEAD COACH 1975-77
- Ed Hughes, 1977
- Bill Johnson, 1983-84
- John Karcis, assistant 1942, HEAD COACH 1942 (8 games)
- Eddie Khayat, 1973-74, 1982-84
- Chuck Knox, 1967-72
- Paul Lanham, 1985-86
- Joe Madden, 1980-84
- Ted Marchibroda, 1982-83
- Jim Martin, 1967-72
- *Don McCafferty, HEAD COACH 1973
- Leon McLaughlin, 1973-74
- *Scooter McLean, 1959-63
- *Bo McMillin, HEAD COACH 1948-50
- Bill McPeak, 1967-72
- John Meyer, 1973-74
- Burnie Miller, 1977
- Roy Miller, 1941-42
- Bill Muir, 1985-88
- Bill Nelsen, 1984
- Rex Norris, 1985-87
- John North, 1965-72
- Bob Nussbaumer, 1957-64
- *Buddy Parker, assistant 1950, HEAD COACH 1951-56
- Larry Pasquale, 1979
- John Payne, 1977
- Floyd Peters, 1978-81
- Mel Phillips, 1980-84
- Buster Ramsey, 1952-59
- *Clare Randolph, 1940
- Vic Rapp, 1985-88
- Jimmy Raye, 1978-79
- Floyd Reese, 1975-77
- Ray Renfro, 1965
- Darryl Rogers, HEAD COACH 1985-88
- Lou Rymkus, 1966
- Joe Schmidt, assistant 1966, HEAD COACH 1967-72
- Bob Schnelker, 1978-81
- Marty Schottenheimer, 1978-79
- Larry Seiple, 1980-84
- Willie Shaw, 1985-88
- Fritz Shurmur, 1975-77
- Ken Shipp, 1976
- Don Shula, 1960-62
- *Jackie Simpson, 1983
- Carl Taseff, 1965-66
- Tim Tenerario, 1948-49
- Russ Thomas, 1952-53
- Dick Voris, 1972
- Ivy Williams, 1985-86
- *George Wilson, assistant 1949-56, HEAD COACH 1957-64
- Bob Winslow, 1946-47
- Lou Zarza, 1948
- Art Zeleznik, 1976

*deceased

LIONS vs. ALL-TIME LEAGUE OPPONENTS

LIONS vs. NFC TEAMS

(Regular Season Only)

	GP	W	L	T
Atlanta	19	14	5	0
Chicago	109	42	64	3
Dallas	10	4	6	0
Green Bay	111	49	56	6
Los Angeles	58	25	32	1
Minnesota	55	18	35	2
New Orleans	10	4	5	1
New York	24	13	10	1
Philadelphia	22	11	9	2
San Francisco	49	25	23	1
St. Louis	9	5	4	0
Tampa Bay	22	11	11	0
Washington	22	3	19	0
Totals	520	224	279	17

LIONS vs. AFC TEAMS

(Regular Season Only)

	GP	W	L	T
Baltimore/Indianapolis	36	17	17	2
Buffalo	3	1	1	1
Cincinnati	4	2	2	0
Cleveland	12	9	3	0
Denver	6	2	4	0
Houston	4	2	2	0
Kansas City	6	3	3	0
Miami	3	1	2	0
New England	4	2	2	0
New York	5	2	3	0
Oakland/L.A.	6	2	4	0
Pittsburgh	23	13	9	1
San Diego	5	3	2	0
Seattle	4	1	3	0
Totals	121	60	57	4

LIONS IN POST-SEASON GAMES

	GP	W	L	T
Championships	5	4	1	0
Playoffs	5	2	3	0
Runner-up Bowls	3	3	0	0
Totals	13	9	4	0

LIONS IN PRESEASON GAMES

(Since 1949)

	GP	W	L	T
Balt./Indianapolis	16	4	11	1
Buffalo	16	9	6	1
Chicago Cardinals	7	4	3	0
Chicago Bears	1	0	1	0
Cincinnati	19	8	11	0
Cleveland	31	19	11	1
College All-Stars	4	2	1	1
Dallas	4	1	3	0
Denver	2	0	2	0
Kansas City	8	5	3	0
Los Angeles	1	0	0	1
Miami	6	1	5	0
Minnesota	1	0	0	1
New England	3	2	1	0
New Orleans	4	3	1	0
New York Bulldogs	1	1	0	0
New York Giants	14	9	4	1
New York Jets	2	1	1	0
New York Yanks	1	1	0	0
Oakland/L.A.	3	1	2	0
Philadelphia	25	13	11	1
Pittsburgh	11	8	3	0
St. Louis	7	6	1	0
San Diego	1	1	0	0
Seattle	6	2	4	0
Washington	17	10	7	0
Totals	211	111	92	8

LIONS vs. DEFUNCT TEAMS

(Regular Season Games)

	GP	W	L	T
Boston Redskins	3	3	0	0
Boston Yanks	5	3	2	0
Brooklyn Dodgers	11	8	3	0
Chicago Cardinals	31	19	9	3
Chicago-Pittsburgh	2	2	0	0
Cincinnati-St. Louis	2	2	0	0
Cleveland Rams	15	8	7	0
Dallas Texans	2	2	0	0
New York Bulldogs	1	1	0	0
New York Yanks	4	2	1	1
Phila.-Pittsburgh	1	0	1	0
Totals	77	50	23	4

TEN LIONS IN PRO FOOTBALL'S HALL OF FAME (Located in Canton, Ohio)

JACK CHRISTIANSEN: Player 1951-58; Elected 1970
 EARL (DUTCH) CLARK: Player 1934-38; Elected 1963 (charter member)
 BILL DUDLEY: Player 1947-49; Elected 1966
 JOHN HENRY JOHNSON: Player 1957-58; Elected 1987
 DICK (NIGHT TRAIN) LANE: Player 1960-65; Elected 1974
 YALE LARY: Player 1952-53, 56-64; Elected 1979
 BOBBY LAYNE: Player 1950-58; Elected 1967
 JOE SCHMIDT: Player 1953-65; Elected 1973
 DOAK WALKER: Player 1950-55; Elected 1986
 ALEX WOJCIECHOWICZ: Player 1938-46; Elected 1968

LIONS' PRE-SEASON RESULTS

(1949-1988)

1949 (3-2-0)

NY Bulldogs at Hershey W 21-10
Pittsburgh at Roanoke W 41-21
Philadelphia at New Orleans L 14-45
Washington at Denver L 31-7
NY Giants at Minneapolis W 21-6

1950 (2-3-0)

at Pittsburgh L 17-14
Cleveland at Akron L 35-14
Washington at Dallas L 28-24
Philadelphia at Little Rock W 49-24
Chicago Cards at Birmingham W 24-16

1951 (4-1-1)

NY Giants at Dallas W 31-21
Philadelphia at Shreveport T 17-17
Washington at Amarillo L 10-7
Cleveland at DETROIT W 21-20
Chicago Cards at San Antonio W 21-7
NY Yanks at Houston W 28-14

1952 (6-0-0)

Chicago Cards at Amarillo W 28-13
Philadelphia at Little Rock W 7-3
NY Giants at DETROIT W 33-17
Cleveland at Syracuse W 28-21
at Dallas W 21-14
Washington at Norman W 45-7

1953 (4-1-1)

All-Stars at Chicago W 24-10
Pittsburgh at Syracuse W 16-13
NY Giants at Dallas W 38-7
Cleveland at DETROIT T 24-24
Washington at Buffalo W 31-7
at Philadelphia L 28-17

1954 (6-0-0)

All-Stars at Chicago W 31-6
at Philadelphia W 17-14
Washington at DETROIT W 37-7
NY Giants at Norman W 28-13
Cleveland at Dallas W 56-31
Pittsburgh at Buffalo W 42-14

1955 (4-2-0)

Philadelphia at Dallas L 14-8
Washington at Mobile W 17-14
Chicago Cards at St. Louis L 17-16
Pittsburgh at Miami W 24-0
at Cleveland W 19-3
NY Giants at DETROIT W 27-17

1956 (4-2-0)

Pittsburgh at Toledo W 20-15
Chicago Cards at Mobile L 20-17
Philadelphia at Miami W 31-14
Cleveland at DETROIT W 17-0
Cleveland at Akron W 31-14
Washington at Buffalo L 19-17

1957 (3-3-0)

Cleveland at DETROIT W 20-10
Philadelphia at Toledo W 34-27
Washington at Birmingham W 31-14
Pittsburgh at Buffalo L 20-14
at Cleveland L 23-7
NY Giants at DETROIT L 17-0

1958 (2-4-0)

All-Stars at Chicago L 35-19
Cleveland at DETROIT W 17-7
NY Giants at DETROIT W 26-7
Chicago Bears at Dallas W 24-17
Philadelphia at Norman L 31-24
at Cleveland L 41-7

1959 (4-2-1)

Los Angeles at Boulder T 20-20
Chicago Cards at Norman L 21-19
Cleveland at Akron W 9-3
NY Giants at DETROIT L 38-0
Philadelphia at Toledo W 35-24
Cleveland at DETROIT W 31-28
Washington at DETROIT W 31-14

1960 (2-3-1)

Cleveland at DETROIT L 28-14
St. Louis at Toledo W 24-21
Pittsburgh at DETROIT W 13-7
Philadelphia at Norman L 40-10
NY Giants at New Haven T 16-16
at Cleveland L 14-10

1961 (4-1-0)

Cleveland at DETROIT W 35-7
at Pittsburgh W 17-14
Philadelphia at DETROIT L 23-14
St. Louis at DETROIT W 20-7
at Cleveland W 35-17

1962 (4-1-0)

Cleveland at DETROIT L 17-14
Dallas at Cleveland W 35-24
Pittsburgh at DETROIT W 26-20
St. Louis at Omaha W 19-14
at St. Louis W 14-0

1963 (2-3-0)

Cleveland at DETROIT W 24-10
New York at Cleveland L 24-21
St. Louis at Omaha W 22-17
Pittsburgh at DETROIT L 22-7
Dallas at New Orleans L 27-17

1964 (3-1-1)

Washington at Charlotte W 28-27
Baltimore at DETROIT T 28-28
at Philadelphia W 17-13
Cleveland at DETROIT L 35-14
New York at Cleveland W 24-10

1965 (1-4-0)

at Philadelphia L 20-17
Baltimore at DETROIT L 23-3
Cleveland at DETROIT L 28-14
New York at Cleveland W 25-21
Washington at Canton L 20-3

1966 (0-4-1)

Minnesota at New Orleans T 6-6
St. Louis at DETROIT L 28-14
New York at New Haven L 17-7
Dallas at Tulsa L 20-10
Baltimore at DETROIT L 20-0

1967 (3-2-0)

at Denver L 13-7
Buffalo at DETROIT W 19-17
at San Diego W 38-17
Baltimore at DETROIT L 14-5
at St. Louis W 21-7

1968 (2-3-0)

at Buffalo L 13-9
 at Philadelphia W 20-3
 Baltimore at DETROIT W 14-7
 at Washington L 16-10
 New York Jets at Cleveland L 9-6

1969 (5-1-0)

at Kansas City L 38-13
 Buffalo at DETROIT W 24-12
 Boston at Montreal W 22-9
 Washington at Tampa W 21-20
 Philadelphia at Raleigh W 23-21
 New Orleans at DETROIT W 42-7

1970 (4-2-0)

Kansas City at DETROIT L 30-17
 at Buffalo W 22-6
 at New Orleans W 31-17
 Philadelphia at DETROIT W 31-7
 Baltimore at Raleigh L 20-14
 at Cincinnati W 31-14

1971 (3-3-0)

New York Jets at Tampa W 28-24
 Cincinnati at DETROIT L 31-24
 Baltimore at Ann Arbor W 23-20
 at Miami L 28-24
 Buffalo at DETROIT L 31-17
 at Philadelphia W 49-10

1972 (4-2-0)

Miami at DETROIT W 31-23
 at Cincinnati L 28-30
 Cleveland at Ann Arbor W 34-7
 Washington at DETROIT W 23-10
 Baltimore at Tampa W 24-17
 at New England L 34-30

1973 (4-2-0)

at Washington W 17-14
 at Kansas City W 17-16
 Baltimore at Memphis L 32-28
 Cincinnati at DETROIT L 17-10
 at Cleveland W 16-13
 New England at DETROIT W 34-21

1974 (2-4-0)

at Kansas City L 20-12
 at Baltimore W 6-3
 Oakland at DETROIT L 41-10
 at Cincinnati L 27-14
 at Buffalo L 28-7
 Cleveland at DETROIT W 21-7

1975 (2-4-0)

Oakland at Berkeley L 34-0
 at Miami L 20-14
 Kansas City at PONTIAC W 27-24
 at Washington L 34-13
 Cincinnati at PONTIAC L 22-14
 at Cleveland W 27-24

1976 (3-4-0)

Denver at Canton L 10-7
 Buffalo at PONTIAC W 20-17
 Miami at PONTIAC L 30-21
 at Cincinnati L 26-14
 Dallas at Memphis L 36-16
 at Kansas City W 23-21
 Baltimore at PONTIAC W 24-9

1977 (3-3-0)

Kansas City at PONTIAC W 17-0
 at Buffalo L 17-10
 Cincinnati at PONTIAC L 17-13
 at Seattle W 16-14
 at Baltimore L 21-10
 Cleveland at PONTIAC W 24-20

1978 (2-2-0)

Buffalo at PONTIAC W 28-20
 at Cincinnati W 14-10
 at Cleveland L 14-10
 Baltimore at PONTIAC L 13-7

1979 (2-2-0)

Cincinnati at PONTIAC L 40-28
 at Buffalo W 34-13
 Cleveland at PONTIAC W 21-10
 at Baltimore L 17-7

1980 (3-1-0)

at Miami L 17-7
 Buffalo at PONTIAC W 24-17
 New Orleans at PONTIAC W 40-17
 at Cincinnati W 15-10

1981 (1-3-0)

at Buffalo W 21-14
 Cincinnati at PONTIAC L 30-20
 Miami at PONTIAC L 31-27
 at New Orleans L 20-17 (O)

1982 (2-2-0)

Cleveland at PONTIAC L 17-16
 Oakland at PONTIAC W 30-16
 at Cincinnati W 27-23
 at Buffalo L 13-10

1983 (2-2-0)

at Philadelphia L 21-17
 at Kansas City W 17-13
 Buffalo at PONTIAC L 17-16
 Cincinnati at PONTIAC W 34-7

1984 (2-2-0)

Philadelphia at PONTIAC W 17-14
 Seattle at PONTIAC L 28-24
 at Buffalo W 17-12
 at Cincinnati L 35-14

1985 (1-2-1)

Buffalo at PONTIAC T 10-10
 at Seattle L 28-3
 Cincinnati at PONTIAC W 31-17
 at Philadelphia L 20-16

1986 (2-2-0)

Philadelphia at PONTIAC L 17-9
 Seattle at PONTIAC W 30-27
 at Indianapolis L 20-13
 at Cincinnati W 30-20

1987 (2-2-0)

Indianapolis at PONTIAC L 22-19
 Cincinnati at PONTIAC W 23-9
 at Seattle L 38-10
 at Philadelphia W 36-3

1988 (0-4)

at Cleveland L 13-10
 Seattle at PONTIAC L 16-13 (OT)
 at Cincinnati L 24-7
 Philadelphia at PONTIAC L 27-9

LIONS vs. 1989 PRE-SEASON OPPONENTS

(Pre-season games only)

SEATTLE (2-4-0)

1977	at Seattle	W	16-14
1984	at Pontiac	L	28-24
1985	at Seattle	L	28-3
1986	at Pontiac	W	30-27
1987	at Seattle	L	10-38
1988	at Pontiac	L	16-13

LOS ANGELES RAMS (0-1-1)

1947	at Indianapolis	L	21-0
1959	at Boulder	T	20-20

CLEVELAND (19-11-1)

1950	at Akron	L	35-14
1951	at Detroit	W	21-20
1952	at Syracuse	W	28-21
1953	at Detroit	T	24-24
1954	at Dallas	W	56-31
1955	at Cleveland	W	19-3
1956	at Detroit	W	17-0
	at Akron	W	31-14
1957	at Detroit	W	20-10
	at Cleveland	L	23-7
1958	at Detroit	W	17-7
	at Cleveland	L	41-7
1959	at Akron	W	9-3
	at Detroit	W	31-28
1960	at Detroit	L	28-14
	at Cleveland	L	14-10
1961	at Detroit	W	35-7
	at Cleveland	W	35-17
1962	at Detroit	L	17-14

1963	at Detroit	W	24-10
1964	at Detroit	L	35-14
1965	at Detroit	L	28-14
1972	at Ann Arbor	W	34-7
1973	at Cleveland	W	16-13
1974	at Detroit	W	21-7
1975	at Cleveland	W	27-24
1977	at Pontiac	W	24-20
1978	at Cleveland	L	14-10
1979	at Pontiac	W	21-10
1982	at Pontiac	L	17-16
1988	at Cleveland	L	13-10

CINCINNATI (8-11-0)

1970	at Cincinnati	W	31-14
1971	at Detroit	L	31-24
1972	at Cincinnati	L	28-20
1973	at Detroit	L	17-10
1974	at Cincinnati	L	27-14
1975	at Pontiac	L	22-14
1976	at Cincinnati	L	26-14
1977	at Pontiac	L	17-13
1978	at Cincinnati	W	14-10
1979	at Pontiac	L	40-28
1980	at Cincinnati	W	15-10
1981	at Pontiac	L	30-20
1982	at Cincinnati	W	27-23
1983	at Pontiac	W	34-7
1984	at Cincinnati	L	35-14
1985	at Pontiac	W	31-17
1986	at Cincinnati	W	30-20
1987	at Pontiac	W	23-9
1988	at Cincinnati	L	24-7



LIONS' ALL-TIME SCORES, DATES, ATTENDANCE

(YEAR-BY-YEAR)

†Overtime

*HOME GAME

(M) Milwaukee

1934 (10-3-0) 2nd

GEORGE "POTSY" CLARK, COACH

Date	Opponent	Crowd	W-L-T	Score
9-23	New York	12,000*	W	9-0
9-30	Cardinals	18,000*	W	6-0
10-7	Green Bay	7,500	W	3-0
10-14	Philadelphia	9,860	W	10-0
10-17	Boston	12,000*	W	24-0
10-21	Brooklyn	11,000*	W	28-0
10-28	Cin.-St. Louis	4,800	W	38-0
11-4	Pittsburgh	6,000*	W	40-7
11-11	Cardinals	11,000*	W	17-13
11-18	Cin.-St. Louis	15,000*	W	40-7
11-25	Green Bay	12,000*	L	0-3
11-29	Chicago	26,000*	L	16-19
12-2	Chicago	34,412	L	7-10

1935 (7-3-2) 1st

GEORGE "POTSY" CLARK, COACH

9-20	Philadelphia	12,000*	W	35-0
9-29	Cardinals	8,200*	T	10-10
10-6	Brooklyn	12,000	L	10-12
10-13	Boston	18,737	W	17-7
10-20	Green Bay (M)	9,500	L	9-13
10-30	Boston	17,000*	W	14-0
11-3	Cardinals	5,000	W	7-6
11-10	Green Bay	1,200	L	7-31
11-17	Green Bay	12,000*	W	20-10
11-24	Chicago	14,624	T	20-20
11-28	Chicago	18,000*	W	14-2
12-1	Brooklyn	15,000*	W	28-0

WORLD CHAMPIONSHIP

12-15	New York	15,000*	W	26-7
-------	----------	---------	---	------

1936 (8-4-0) 3rd

GEORGE "POTSY" CLARK, COACH

9-27	Cardinals	15,000*	W	39-0
10-11	Philadelphia	15,000	W	23-0
10-14	Brooklyn	8,000	W	14-7
10-18	Green Bay	13,500	L	18-20
10-25	Chicago	27,424	L	10-12
11-1	New York	25,000	L	7-14
11-8	Pittsburgh	20,000*	W	28-3
11-15	New York	20,000*	W	38-0
11-22	Cardinals	7,579	W	14-7
11-26	Chicago	22,000*	W	13-7
11-29	Green Bay	22,000*	L	17-26
12-6	Brooklyn	10,000*	W	14-6

1937 (7-4-0) 2nd

EARL "DUTCH" CLARK, COACH

9-19	Cardinals	17,000*	W	16-7
10-3	Green Bay	17,553	L	6-26
10-10	Pittsburgh	16,000*	W	7-3
10-17	Brooklyn	18,000*	W	30-0
10-24	Chicago	34,530	L	20-28
10-31	Green Bay	23,000*	L	13-14
11-7	Cleveland	24,800	W	28-0
11-14	New York	35,000	W	17-0
11-21	Cardinals	8,576	W	16-7
11-25	Chicago	24,173*	L	0-13
12-5	Cleveland	15,500*	W	27-7

1938 (7-4-0) 2nd

EARL "DUTCH" CLARK, COACH

Date	Opponent	Crowd	W-L-T	Score
9-9	Pittsburgh	17,000*	W	16-7
10-2	Cleveland	8,012	L	17-21
10-9	Green Bay	21,968	W	17-7
10-16	Washington	42,855*	L	5-7
10-23	Cardinals	17,917*	W	10-0
10-30	Chicago	24,356	W	13-7
11-6	Cleveland	30,140*	W	6-0
11-13	Green Bay	45,139*	L	7-28
11-20	Cardinals	8,279	W	7-3
11-24	Chicago	26,200*	W	14-7
12-4	Philadelphia	19,000*	L	7-21

1939 (6-5-0) 3rd

GUS HENDERSON, COACH

9-10	Cardinals	15,075*	W	21-13
9-24	Brooklyn	15,515*	W	27-7
10-1	Cardinals	11,000	W	17-3
10-15	Cleveland	30,096*	W	15-7
10-22	Green Bay	22,558	L	7-26
10-29	Chicago	30,903	W	10-0
11-5	New York	47,492*	W	18-14
11-12	Chicago	42,684*	L	13-23
11-19	Cleveland	28,142	L	3-14
11-26	Washington	36,183	L	7-31
12-3	Green Bay	30,699*	L	7-12

1940 (5-5-1) 3rd

GEORGE "POTSY" CLARK, COACH

9-15	Cardinals	18,048	T	0-0
9-22	Pittsburgh	15,310*	L	7-10
9-29	Cleveland	15,347*	W	6-0
10-6	Cardinals	20,619*	W	43-14
10-13	Chicago	34,217	L	0-7
10-20	Green Bay	21,001	W	23-14
10-27	Washington	28,909*	L	14-20
11-3	Cleveland	18,881	L	0-24
11-10	Chicago	21,735*	W	17-14
11-17	Philadelphia	6,327	W	21-0
11-24	Green Bay	26,019*	L	7-50

1941 (4-6-1) 3rd

WILLIAM "BILL" EDWARDS, COACH

9-14	Green Bay	16,734	L	0-23
9-21	Brooklyn	18,269	L	7-14
9-27	Cardinals	15,458	T	14-14
10-14	Cleveland	26,481*	W	17-7
10-19	Chicago	29,980	L	0-49
10-26	Green Bay	30,269*	L	7-24
11-2	Cleveland	10,554	W	14-0
11-9	New York	27,875	L	13-20
11-16	Philadelphia	16,306*	W	21-17
11-23	Chicago	28,657*	L	7-24
11-30	Cardinals	17,501*	W	21-3

continued

1942 (0-11-0) 5th

WILLIAM "BILL" EDWARDS, COACH

Date	Opponent	Crowd	W-L-T	Score
9-20	Cardinals	14,742	L	0-13
9-27	Cleveland	14,646*	L	0-14
10- 4	Brooklyn	12,598*	L	7-28

JOHN KARCIS, COACH

10-11	Green Bay (M)	19,500	L	7-38
10-18	Cardinals	14,100*	L	0- 7
10-25	Green Bay	19,097*	L	7-28
11- 1	Chicago	12,205	L	0-16
11- 8	Pittsburgh	16,675*	L	7-35
11-15	Cleveland	4,029	L	7-27
11-22	Chicago	17,348*	L	0-42
11-29	Washington	6,044*	L	3-15

1943 (3-6-1) 3rd

CHARLES "GUS" DORAIS, COACH

9-19	Cardinals	23,408*	W	35-17
9-26	Brooklyn	23,768*	W	27-20
10- 3	Chicago	48,118*	L	21-27
10-10	Green Bay	21,395	L	14-35
10-17	Cardinals	15,072	W	7- 0
10-24	Green Bay	41,463*	L	6-27
10-31	Chicago	25,187	L	14-35
11- 7	New York	16,992*	T	0- 0
11-14	Washington	35,540	L	20-42
11-21	Phil.-Pitt.	23,338	L	34-35

1944 (6-3-1) 2nd

CHARLES "GUS" DORAIS, COACH

10- 1	Green Bay (M)	18,556	L	6-27
10- 8	Brooklyn	15,702	W	19-14
10-15	Cleveland	21,115*	L	17-20
10-22	Chicago	23,835	T	21-21
10-29	Green Bay	30,844*	L	0-14
11- 5	Card.-Pitt.	17,743	W	27- 6
11-12	Card.-Pitt.	13,239*	W	21- 7
11-19	Chicago	21,960*	W	41-21
11-26	Cleveland	7,462	W	26-14
12- 3	Boston	15,027*	W	38- 7

1945 (7-3-0) 2nd

CHARLES "GUS" DORAIS, COACH

9-23	Cardinals	5,461	W	10- 0
10- 7	Green Bay (M)	20,463	L	21-57
10-14	Philadelphia	22,580*	W	28-24
10-21	Cardinals	32,644	W	26- 0
10-28	Chicago	37,260*	W	16-10
11- 4	Boston	17,631	W	10- 9
11-11	Chicago	24,798	W	35-28
11-18	New York	38,215	L	14-35
11-22	Cleveland	40,017*	L	21-28
12- 2	Green Bay	23,468*	W	14- 3

1946 (1-10-0) 5th

CHARLES "GUS" DORAIS, COACH

9-30	Cardinals	14,667	L	14-34
10- 6	Washington	33,569	L	16-17
10-13	Cardinals	21,939*	L	14-36
10-20	Los Angeles	27,928	L	14-35
10-27	Green Bay (M)	17,073	L	7-10
11- 3	Los Angeles	34,447*	L	20-41
11-10	Pittsburgh	13,621*	W	27- 7
11-17	Green Bay	21,055*	L	0- 9
11-24	Chicago	24,270	L	6-42
11-28	Boston	13,010*	L	10-34
12- 6	Chicago	19,579*	L	24-45

1947 (3-9-0) 5th

CHARLES "GUS" DORAIS, COACH

Date	Opponent	Crowd	W-L-T	Score
9-21	Pittsburgh	34,681	L	10-17
9-28	Cardinals	22,245	L	21-45
10- 5	Boston	16,097	W	21- 7
10-12	Los Angeles	42,955*	L	13-27
10-19	Chicago	31,960	L	24-33
10-26	Green Bay	23,100	L	17-34
11- 2	New York	28,812*	W	35- 7
11- 9	Cardinals	25,296*	L	7-17
11-16	Washington	17,003*	W	38-21
11-23	Los Angeles	17,693	L	17-28
11-27	Chicago	27,214*	L	14-34
12- 7	Green Bay	14,055*	L	21-45

1948 (2-10-0) 5th

ALVIN "BO" McMILLIN, COACH

9-22	Los Angeles	12,941	L	7-44
10- 3	Green Bay	21,403	L	21-33
10- 9	Boston	18,747*	L	14-17
10-17	Chicago	35,425	L	0-28
10-24	Los Angeles	17,444*	L	27-34
10-31	Green Bay	15,045*	W	24-20
11- 7	Cardinals	22,311	L	20-56
11-14	Washington	32,528	L	21-46
11-21	Pittsburgh	13,646*	W	17-14
11-25	Cardinals	22,099*	L	14-28
12- 5	Chicago	25,781*	L	14-42
12-12	Philadelphia	15,322	L	21-45

1949 (4-8-0) 4th

ALVIN "BO" McMILLIN, COACH

9-23	Los Angeles	17,878	L	24-27
10- 3	Philadelphia	20,163*	L	14-22
10- 8	Pittsburgh	21,594	L	7-14
10-16	Los Angeles	19,839*	L	10-21
10-23	Cardinals	19,490	W	24- 7
10-30	Green Bay (M)	6,177	L	14-16
11- 6	Cardinals	19,465*	L	19-42
11-13	Chicago	32,716	L	24-27
11-20	New York	14,661	W	45-21
11-24	Chicago	22,912*	L	7-28
12- 4	NY Bulldogs	11,956*	W	28-27
12-11	Green Bay	9,722*	W	21- 7

1950 (6-6-0) 4th

ALVIN "BO" McMILLIN, COACH

9-17	Green Bay	20,285	W	45- 7
9-24	Pittsburgh	19,600*	W	10- 7
10- 2	NY Yanks	11,096	L	21-44
10- 8	S. Francisco	26,000*	W	24- 7
10-15	Los Angeles	28,000*	L	28-30
10-22	S. Francisco	26,252	L	27-38
10-29	Los Angeles	21,700	L	24-65
11- 5	Chicago	32,000*	L	21-35
11-19	Green Bay	18,000*	W	24-21
11-23	NY Yanks	28,000*	W	49-14
12- 3	Baltimore	12,058	W	45-21
12-10	Chicago	34,604	L	3- 6

1951 (7-4-1) 2nd

RAYMOND "BUDDY" PARKER, COACH

9-30	Washington	27,831*	W	35-17
10- 7	NY Yanks	24,194*	W	37-10
10-14	Los Angeles	50,567*	L	21-27
10-21	NY Yanks	21,807*	T	24-24
10-28	Chicago	34,778*	L	23-28
11- 4	Green Bay	18,165	W	24-17
11-11	Chicago	43,709	W	41-28
11-18	Philadelphia	25,098	W	28-10
11-22	Green Bay	32,247*	W	52-35
12- 2	S. Francisco	45,757*	L	10-20
12- 9	Los Angeles	52,937	W	24-22
12-16	S. Francisco	26,465	L	21-21

1952 (9-3-0) 1st

RAYMOND "BUDDY" PARKER, COACH

Date	Opponent	Crowd	W-L-T	Score
9-28	S. Francisco	54,761	L	3-17
10-3	Los Angeles	42,743	W	17-14
10-12	S. Francisco	56,822*	L	0-28
10-19	Los Angeles	40,152*	W	24-16
10-26	Green Bay	24,656	W	52-17
11-2	Cleveland	56,029*	W	17-6
11-9	Pittsburgh	26,170	W	31-6
11-16	Dallas, Tex.	33,304*	W	43-13
11-23	Chicago	37,508	L	23-24
11-27	Green Bay	39,101*	W	48-24
12-7	Chicago	50,410*	W	45-21
12-13	Dallas, Tex.	12,252	W	41-6

PLAYOFF

12-21	Los Angeles	47,645*	W	31-21
-------	-------------	---------	---	-------

WORLD CHAMPIONSHIP

12-28	Cleveland	50,934	W	17-7
-------	-----------	--------	---	------

1953 (10-2-0) 1st

RAYMOND "BUDDY" PARKER, COACH

9-27	Pittsburgh	44,587*	W	38-21
10-3	Baltimore	25,159	W	27-17
10-11	S. Francisco	58,079*	W	24-21
10-18	Los Angeles	55,772*	L	19-31
10-25	S. Francisco	54,862	W	14-10
11-1	Los Angeles	93,751	L	24-37
11-7	Baltimore	46,508*	W	17-7
11-15	Green Bay	20,834	W	14-7
11-22	Chicago	36,165	W	20-16
11-26	Green Bay	52,547*	W	34-15
12-6	Chicago	58,056*	W	13-7
12-13	New York	28,390	W	27-16

WORLD CHAMPIONSHIP

12-27	Cleveland	54,577*	W	17-16
-------	-----------	---------	---	-------

1954 (9-2-1) 1st

RAYMOND "BUDDY" PARKER, COACH

9-26	Chicago	52,343*	W	48-23
10-10	Los Angeles	56,523*	W	21-3
10-16	Baltimore	48,272*	W	35-0
10-24	S. Francisco	60,500	L	31-37
10-31	Los Angeles	74,342	W	27-24
11-6	Baltimore	25,287	W	27-3
11-14	S. Francisco	58,431*	W	48-7
11-21	Green Bay	20,767	W	21-17
11-25	Green Bay	55,532*	W	28-24
12-5	Philadelphia	54,939*	T	13-13
12-12	Chicago	37,240	L	24-28
12-19	Cleveland	34,168	W	14-10

WORLD CHAMPIONSHIP

12-26	Cleveland	43,827	L	10-56
-------	-----------	--------	---	-------

1955 (3-9-0) 6th

RAYMOND "BUDDY" PARKER, COACH

9-27	Green Bay	22,217	L	17-20
10-1	Baltimore	40,030	L	13-28
10-9	Los Angeles	54,836*	L	10-17
10-16	S. Francisco	51,438*	L	24-27
10-23	Los Angeles	68,690	L	13-24
10-30	S. Francisco	47,431	L	21-38
11-5	Baltimore	53,874*	W	24-14
11-13	Pittsburgh	34,441	W	31-28
11-20	Chicago	53,610*	L	14-24
11-24	Green Bay	51,685*	W	24-10
12-4	Chicago	39,388	L	20-21
12-11	New York	45,929*	L	19-24

1956 (9-3-0) 2nd

RAYMOND "BUDDY" PARKER, COACH

9-30	Green Bay	24,668	W	20-16
10-6	Baltimore	42,622	W	31-14
10-14	Los Angeles	56,281*	W	24-21
10-21	S. Francisco	55,662*	W	20-17
10-28	Los Angeles	76,758	W	16-7

Date	Opponent	Crowd	W-L-T	Score
11-4	S. Francisco	46,708	W	17-13
11-11	Washington	28,003	L	17-18
11-18	Baltimore	55,788*	W	27-3
11-22	Green Bay	54,087*	L	20-24
12-2	Chicago	57,024*	W	42-10
12-9	Pittsburgh	52,124*	W	45-7
12-16	Chicago	49,086	L	21-38

1957 (8-4-0) 1st

GEORGE W. WILSON, COACH

9-29	Baltimore	40,112	L	14-34
10-6	Green Bay	32,132	W	24-14
10-13	Los Angeles	55,914*	W	10-7
10-20	Baltimore	55,764*	W	31-27
10-27	Los Angeles	77,314	L	17-35
11-3	S. Francisco	59,702	L	31-35
11-10	Philadelphia	29,302	W	27-16
11-17	S. Francisco	56,915*	W	31-10
11-24	Chicago	55,769*	L	7-27
11-28	Green Bay	54,301*	W	18-6
12-8	Cleveland	55,814*	W	20-7
12-15	Chicago	41,088	W	21-13

PLAYOFF

12-22	San Francisco	60,118	W	31-27
-------	---------------	--------	---	-------

WORLD CHAMPIONSHIP

12-29	Cleveland	55,263*	W	59-14
-------	-----------	---------	---	-------

1958 (4-7-1) 5th

GEORGE W. WILSON, COACH

9-28	Baltimore	48,377	L	15-28
10-5	Green Bay	32,035	T	13-13
10-12	Los Angeles	55,648*	L	28-42
10-19	Baltimore	55,190*	L	14-40
10-26	Los Angeles	81,703	W	41-24
11-2	S. Francisco	59,213	L	21-24
11-9	Cleveland	75,363	W	30-10
11-16	S. Francisco	54,523*	W	35-21
11-23	Chicago	55,280*	L	7-20
11-27	Green Bay	50,971*	W	24-14
12-7	New York	50,115*	L	17-19
12-14	Chicago	38,346	L	16-21

1959 (3-8-1) 5th

GEORGE W. WILSON, COACH

9-29	Baltimore	55,588	L	9-21
10-4	Green Bay	32,150	L	10-28
10-11	Baltimore	54,197*	L	24-31
10-18	S. Francisco	52,585*	L	13-34
10-25	Los Angeles	74,288	W	17-7
11-1	S. Francisco	59,064	L	7-33
11-8	Pittsburgh	24,614	T	10-10
11-15	Los Angeles	52,217*	W	23-17
11-22	Chicago	54,059*	L	14-24
11-26	Green Bay	49,221*	L	17-24
12-6	Cardinals	45,811*	W	45-21
12-13	Chicago	40,890	L	14-25

1960 (7-5-0) 2nd

GEORGE W. WILSON, COACH

10-2	Green Bay	32,150	L	9-28
10-9	S. Francisco	49,825*	L	10-14
10-16	Philadelphia	38,065	L	10-28
10-23	Baltimore	53,854*	W	30-17
10-30	Los Angeles	53,295	L	35-48
11-6	S. Francisco	48,447	W	20-0
11-13	Los Angeles	54,019*	W	12-10
11-20	Chicago	46,267	L	7-28
11-24	Green Bay	54,123*	W	23-10
12-4	Baltimore	57,808	W	20-15
12-11	Dallas	43,272*	W	23-14
12-18	Chicago	51,017*	W	36-0

RUNNER-UP

1-7	Cleveland	34,981	W	17-16
-----	-----------	--------	---	-------

continued

1961 (8-5-1) 2nd

GEORGE W. WILSON, COACH

Date	Opponent	Crowd	W-L-T	Score
9-17	Green Bay (M)	44,307	W	17-13
9-24	Baltimore	54,259	W	16-15
10-1	S. Francisco	53,155*	L	0-49
10-8	Chicago	50,521*	L	17-31
10-15	Los Angeles	45,873*	W	14-13
10-22	Baltimore	53,016*	L	14-17
10-29	Los Angeles	49,123	W	28-10
11-5	S. Francisco	56,878	T	20-20
11-12	St. Louis	20,320	W	45-14
11-19	Minnesota	32,296	W	37-10
11-23	Green Bay	55,662*	L	9-17
12-3	Chicago	47,394	W	16-15
12-10	Minnesota	42,655*	W	13-7
12-17	Philadelphia	44,231*	L	24-27

RUNNER-UP

1-6	Philadelphia	25,612	W	38-10
-----	--------------	--------	---	-------

1962 (11-3-0) 2nd

GEORGE W. WILSON, COACH

9-16	Pittsburgh	46,641*	W	45-7
9-23	S. Francisco	51,032*	W	45-24
9-30	Baltimore	57,966	W	29-20
10-7	Green Bay	38,669	L	7-9
10-14	Los Angeles	53,714*	W	13-10
10-21	New York	62,856	L	14-17
10-28	Chicago	53,342*	W	11-3
11-4	Los Angeles	44,241	W	12-3
11-11	S. Francisco	43,449	W	38-24
11-18	Minnesota	31,257	W	17-6
11-22	Green Bay	57,598*	W	26-14
12-2	Baltimore	53,012*	W	21-14
12-9	Minnesota	42,256*	W	37-23
12-16	Chicago	44,948	L	0-3

RUNNER-UP

1-6	Pittsburgh	36,284	W	17-10
-----	------------	--------	---	-------

1963 (5-8-1) 4th

GEORGE W. WILSON, COACH

9-14	Los Angeles	49,342	W	23-2
9-22	Green Bay (M)	45,912	L	10-31
9-29	Chicago	55,400*	L	21-37
10-6	S. Francisco	44,088*	W	26-3
10-13	Dallas	27,264	L	14-17
10-20	Baltimore	51,901*	L	21-25
10-27	Minnesota	44,509*	W	28-10
11-3	S. Francisco	33,511	W	45-7
11-10	Baltimore	59,758	L	21-24
11-17	Los Angeles	44,951*	L	21-28
11-24	Minnesota	28,763	L	31-34
11-28	Green Bay	54,016*	T	13-13
12-8	Cleveland	51,382*	W	38-10
12-15	Chicago	45,317	L	14-24

1964 (7-5-2) 4th

GEORGE W. WILSON, COACH

9-13	S. Francisco	33,204	W	26-17
9-19	Los Angeles	52,001	T	17-17
9-28	Green Bay	59,203*	L	10-14
10-4	New York	54,836*	W	26-3
10-11	Minnesota	40,840	W	24-20
10-18	Chicago	47,567	W	10-0
10-25	Baltimore	57,814*	L	0-34
11-1	Los Angeles	52,064*	W	37-17
11-8	Green Bay	42,327	L	7-30
11-15	Cleveland	83,064	L	21-37
11-22	Minnesota	48,291*	T	23-23
11-26	Chicago	52,231*	L	24-27
12-6	Baltimore	60,213	W	31-14
12-13	S. Francisco	41,854*	W	24-7

1965 (6-7-1) 6th

HARRY GILMER, COACH

Date	Opponent	Crowd	W-L-T	Score
9-19	Los Angeles	46,941*	W	20-0
9-26	Minnesota	46,826	W	31-29
10-3	Washington	52,627*	W	14-10
10-10	Baltimore	60,238	L	7-31
10-17	Green Bay	56,712*	L	21-31
10-24	Chicago	45,658	L	10-38
10-31	Los Angeles	35,137	W	31-7
11-7	Green Bay	50,852	W	12-7
11-14	S. Francisco	54,534*	L	21-27
11-21	Chicago	51,499*	L	10-17
11-25	Baltimore	55,036*	T	24-24
12-5	S. Francisco	38,463	L	14-17
12-12	Minnesota	45,420*	L	7-29
12-19	Philadelphia	56,718	W	35-28

1966 (4-9-1) 6th

HARRY GILMER, COACH

9-11	Chicago	52,225*	W	14-3
9-18	Pittsburgh	35,473	L	3-17
9-25	Atlanta	47,615*	W	28-10
10-2	Green Bay	50,861	L	14-23
10-9	Los Angeles	52,793*	L	7-14
10-16	Baltimore	60,238	L	14-45
10-23	S. Francisco	36,745	L	24-27
10-30	Green Bay	56,954*	L	7-31
11-6	Chicago	47,041	T	10-10
11-13	Minnesota	43,939	W	32-31
11-20	Baltimore	52,383*	W	20-14
12-4	S. Francisco	53,189*	L	14-41
12-14	Los Angeles	40,039	L	3-23
12-11	Minnesota	43,022*	L	16-28

1967 (5-7-2) 3rd

JOE SCHMIDT, COACH

9-17	Green Bay	50,861	T	17-17
9-24	Cleveland	57,383*	W	31-14
10-1	St. Louis	43,821	L	28-38
10-8	Green Bay	57,877*	L	17-27
10-15	Chicago	46,024	L	3-14
10-22	Atlanta	50,601*	W	24-3
10-29	S. Francisco	37,990	W	45-3
11-5	Chicago	55,006*	L	13-27
11-12	Minnesota	40,032	T	10-10
11-19	Baltimore	60,238	L	7-14
11-23	Los Angeles	54,389*	L	7-31
12-3	Pittsburgh	47,713*	L	14-24
12-10	New York	63,011	W	30-7
12-17	Minnesota	44,874*	W	14-3

1968 (4-8-2) 4th

JOE SCHMIDT, COACH

9-15	Dallas	61,382	L	13-59
9-22	Chicago	50,688*	W	42-0
9-29	Green Bay	50,861	W	23-17
10-6	Minnesota	44,289	L	10-24
10-13	Chicago	46,996	W	28-10
10-20	Green Bay	57,302*	T	14-14
10-27	S. Francisco	53,555*	L	7-14
11-3	Los Angeles	77,982	L	7-10
11-10	Baltimore	55,170*	L	10-27
11-17	Minnesota	48,654*	L	6-18
11-24	New Orleans	46,152*	T	20-20
11-28	Philadelphia	47,909*	L	0-12
12-8	Atlanta	49,437	W	24-7
12-15	Washington	50,123	L	3-14

1969 (9-4-1) 2nd

JOE SCHMIDT, COACH

Date	Opponent	Crowd	W-L-T	Score
9-21	Pittsburgh	51,360	L	13-16
9-28	New York	54,358*	W	24-0
10-5	Cleveland	82,833	W	28-21
10-12	Green Bay	58,384*	L	17-28
10-19	Chicago	54,732*	W	13-7
10-26	Minnesota	47,900	L	10-24
11-2	S. Francisco	35,100	W	26-14
11-9	Atlanta	53,242*	W	27-21
11-16	St. Louis	51,749*	W	20-0
11-23	Green Bay	50,861	W	16-10
11-27	Minnesota	57,906*	L	0-27
12-7	Baltimore	60,238	T	17-17
12-14	Los Angeles	53,256*	W	28-0
12-21	Chicago	41,879	W	20-8

1970 (10-4-0) 2nd

JOE SCHMIDT, COACH

9-20	Green Bay	56,263	W	40-0
9-27	Cincinnati	58,202*	W	38-3
10-5	Chicago	58,210*	W	28-14
10-11	Washington	50,414	L	10-31
10-18	Cleveland	83,577	W	41-24
10-25	Chicago	45,632	W	16-10
11-1	Minnesota	58,210*	L	17-30
11-8	New Orleans	66,910	L	17-19
11-15	Minnesota	47,900	L	20-24
11-22	S. Francisco	56,232*	W	28-7
11-26	Oakland	56,597*	W	28-14
12-6	St. Louis	56,362*	W	16-3
12-14	Los Angeles	79,441	W	28-23
12-20	Green Bay	57,387*	W	20-0

NFC PLAYOFF

12-26	Dallas	73,167	L	0-5
-------	--------	--------	---	-----

1971 (7-6-1) 2nd

JOE SCHMIDT, COACH

9-20	Minnesota	54,418*	L	13-16
9-26	New England	61,057	W	34-7
10-3	Atlanta	54,418*	W	41-38
10-10	Green Bay	54,418*	W	31-7
10-17	Houston	45,885	W	31-28
10-24	Chicago	54,418*	L	23-28
11-1	Green Bay (M)	47,961	T	14-14
11-7	Denver	51,200	W	24-20
11-14	Los Angeles	54,418*	L	13-21
11-21	Chicago	55,049	W	28-3
11-25	Kansas City	54,418*	W	32-21
12-5	Philadelphia	54,418*	L	20-23
12-11	Minnesota	49,784	L	10-29
12-19	S. Francisco	45,580	L	27-31

1972 (8-5-1) 2nd

JOE SCHMIDT, COACH

9-17	NY Giants	54,418*	W	30-16
9-24	Minnesota	54,418*	L	10-34
10-1	Chicago	55,701	W	38-24
10-8	Atlanta	58,850	W	26-23
10-16	Green Bay	54,418*	L	23-24
10-22	San Diego	54,371*	W	34-20
10-30	Dallas	65,378	L	24-28
11-5	Chicago	54,418*	W	14-0
11-12	Minnesota	49,784	L	14-16
11-19	New Orleans	53,752*	W	27-14
11-23	NY Jets	54,418*	W	37-20
12-3	Green Bay	55,263	L	7-33
12-10	Buffalo	41,583	T	21-21
12-17	Los Angeles	71,761	W	34-17

Silverdome sellout.

1973 (6-7-1) 2nd

DON McCAFFERTY, COACH

Date	Opponent	Crowd	W-L-T	Score
9-16	Pittsburgh	48,913	L	10-24
9-23	Green Bay	56,267	T	13-13
10-1	Atlanta	54,418*	W	31-6
10-7	Minnesota	54,418*	L	9-23
10-14	New Orleans	57,810	L	13-20
10-21	Baltimore	53,688*	L	27-29
10-28	Green Bay	53,859*	W	34-0
11-4	S. Francisco	54,348*	W	30-20
11-11	Minnesota	48,503	L	7-28
11-18	Chicago	55,701	W	30-7
11-22	Washington	54,418*	L	0-20
12-2	St. Louis	47,712	W	20-16
12-9	Chicago	52,641*	W	40-7
12-15	Miami	80,047	L	7-34

1974 (7-7-0) 2nd

RICK FORZANO, COACH

9-15	Chicago	55,202	L	9-17
9-22	Minnesota	49,703*	L	6-7
9-29	Green Bay (M)	47,292	L	19-21
10-6	Los Angeles	64,987	L	13-16
10-14	S. Francisco	49,756*	W	17-13
10-20	Minnesota	48,501	W	20-16
10-27	Green Bay	54,418*	W	19-17
11-3	New Orleans	49,127*	W	19-14
11-10	Oakland	54,020	L	13-35
11-17	NY Giants	45,859*	W	20-19
11-24	Chicago	47,376*	W	34-17
11-28	Denver	55,314*	L	27-31
12-8	Cincinnati	59,575	W	23-19
12-15	Philadelphia	66,052	L	17-28

Beginning in 1975, all attendances are listed as actual (persons in the stadium).

1975 (7-7-0) 2nd

RICK FORZANO, COACH

9-21	Green Bay (M)	50,781	W	30-16
9-28	Atlanta	45,218	W	17-14
#10-6	Dallas	79,784*	L	10-36
10-12	Chicago	74,032*	W	27-7
10-19	Minnesota	47,872	L	19-25
10-26	Houston	46,904	L	8-24
11-2	S. Francisco	43,209	W	28-17
11-9	Cleveland	75,283*	W	21-10
11-16	Green Bay	76,946*	W	13-10
11-23	Kansas City	55,161	L	21-24
#11-27	Los Angeles	69,552*	L	0-20
12-7	Chicago	37,772	L	21-25
#12-14	Minnesota	73,130*	W	17-10
12-21	St. Louis	64,656*	L	13-24

1976 (6-8-0) 3rd

RICK FORZANO, COACH

9-12	Chicago	54,125	L	3-10
9-19	Atlanta	50,840*	W	24-10
#9-26	Minnesota	77,292*	L	9-10
10-3	Green Bay	55,041	L	14-24

TOMMY HUDSPETH, COACH

10-10	New England	60,174*	W	30-10
10-17	Washington	45,908	L	7-20
10-24	Seattle	61,280	W	41-14
10-31	Green Bay	74,992*	W	27-6
11-7	Minnesota	46,735	L	23-31
11-14	New Orleans	42,048	L	16-17
#11-21	Chicago	78,042*	W	14-10
11-25	Buffalo	66,875*	W	27-14
12-5	NY Giants	66,069	L	10-24
12-11	Los Angeles	73,470*	L	17-20

continued

1977 (6-8-0) 3rd

Date	Opponent	Crowd	W-L-T	Score
TOMMY HUDSPETH, COACH				
9-18	Chicago	51,530	L	20-30
9-25	New Orleans	51,458*	W	23-19
10-2	Philadelphia	57,236*	W	17-13
10-9	Minnesota	45,880	L	7-14
#10-16	Green Bay	78,452*	W	10-6
10-23	S. Francisco	39,392	L	7-28
10-30	Dallas	63,160	L	0-37
11- 6	San Diego	72,559*	W	20-0
11-13	Atlanta	47,461	L	6-17
11-20	Tampa Bay	49,751*	W	16-7
11-24	Chicago	71,373*	L	14-31
12- 4	Green Bay	56,367	L	9-10
12-11	Baltimore	45,124	W	13-10
#12-17	Minnesota	78,452*	L	21-30

1978 (7-9-0) 3rd

MONTE CLARK, COACH				
9- 3	Green Bay	51,187*	L	7-13
9- 9	Tampa Bay	64,445	W	15-7
9-17	Chicago	65,982*	L	0-19
9-24	Seattle	56,781	L	16-28
10- 1	Green Bay (M)	54,601	L	14-35
10- 8	Washington	60,555*	L	19-21
10-15	Atlanta	51,172	L	0-14
10-22	San Diego	54,031*	W	31-14
10-29	Chicago	53,378	W	21-17
11- 5	Minnesota	46,008	L	7-17
11-12	Tampa Bay	60,320*	W	34-23
11-19	Oakland	44,517	L	17-29
11-23	Denver	71,785*	W	17-14
12- 3	St. Louis	39,200	L	14-21
#12- 9	Minnesota	78,685*	W	45-14
12-17	S. Francisco	56,674*	W	33-14

1979 (2-14-0) 5th

MONTE CLARK, COACH				
9- 1	Tampa Bay	68,225	L	16-31
9- 9	Washington	54,991*	L	24-27
9-16	NY Jets	49,612	L	10-31
9-23	Atlanta	56,249*	W	24-23
9-30	Minnesota	75,295*	L	10-13
10- 7	New England	60,629	L	17-24
10-14	Green Bay (M)	53,930	L	16-24
10-21	New Orleans	57,428	L	7-17
10-28	Buffalo	61,911*	L	17-20
11- 4	Chicago	50,108	L	7-35
11-11	Tampa Bay	70,461*	L	14-16
11-18	Minnesota	43,650	L	7-14
11-22	Chicago	66,219*	W	20-0
12- 2	Philadelphia	66,128	L	7-44
12- 9	Miami	78,087*	L	10-28
12-15	Green Bay	57,376*	L	13-18

1980 (9-7-0) 2nd

MONTE CLARK, COACH				
9- 7	Los Angeles	64,892	W	41-20
9-14	Green Bay (M)	53,099	W	29-7
9-21	St. Louis	80,027*	W	20-7
# 9-28	Minnesota	80,291*	W	27-7
10- 5	Atlanta	57,625	L	28-43
#10-12	New Orleans	78,147*	W	24-13
10-19	Chicago	58,508	L	7-24
10-26	Kansas City	59,391	L	17-20
#11- 2	S. Francisco	78,845*	W	17-13
11- 9	Minnesota	46,264	L	0-34
#11-16	Baltimore	77,677*	L	9-10
11-23	Tampa Bay	64,976	W	24-10
#11-27	Chicago	75,397*	L	17-23
12- 7	St. Louis	46,966	L	23-24
#12-14	Tampa Bay	77,098*	W	27-14
#12-21	Green Bay	75,111*	W	24-3

Silverdome sellout.

1981 (8-8-0) 2nd

MONTE CLARK, COACH				
9- 6	S. Francisco	62,123*	W	24-17
9-13	San Diego	51,624	L	23-28
9-20	Minnesota	45,350	L	24-26
# 9-27	Oakland	77,919*	W	16-0
10- 4	Tampa Bay	71,733	L	10-28
10-11	Denver	74,816	L	21-27
10-19	Chicago	71,273*	W	48-17
#10-25	Green Bay	76,063*	W	31-27
11- 1	Los Angeles	61,814	L	13-20
11- 8	Washington	52,096	L	31-33
#11-15	Dallas	79,694*	W	27-24
11-22	Chicago	50,082	W	23-7
#11-26	Kansas City	76,735*	W	27-10
12- 6	Green Bay	54,481	L	17-31
#12-12	Minnesota	79,428*	W	45-7
#12-20	Tampa Bay	80,444*	L	17-20

1982 (4-5-0) 4th

MONTE CLARK, COACH				
9-12	Chicago	71,337*	W	17-10
9-19	LA Rams	59,470	W	19-14
11-21	Chicago	46,783	L	17-20
11-25	NY Giants	64,348*	L	6-13
12- 6	NY Jets	79,361*	L	13-28
12-12	Green Bay	51,875	W	30-10
12-19	Minnesota	73,058*	L	31-34
12-26	Tampa Bay	65,997	L	21-23
1- 2	Green Bay	64,377*	W	27-24

NFC PLAYOFF

1- 8	Washington	55,045	L	7-31
------	------------	--------	---	------

1983 (9-7-0) 1st

MONTE CLARK, COACH				
9- 4	Tampa Bay	62,154	W	11-0
9-11	Cleveland	60,095*	L	26-31
9-18	Atlanta	54,622*	L	14-31
9-25	Minnesota	58,254	L	17-20
10- 2	LA Rams	49,403	L	10-21
10- 9	Green Bay	67,738*	W	38-14
10-16	Chicago	66,709*	W	31-17
10-23	Washington	43,189	L	17-38
10-30	Chicago	58,764	W	38-17
11- 7	NY Giants	68,985*	W	15-9
11-13	Houston	40,060	L	17-27
11-20	Green Bay (M)	50,050	W	23-20
#11-24	Pittsburgh	77,724*	W	45-3
#12- 5	Minnesota	79,169*	W	13-2
12-11	Cincinnati	45,728	L	9-17
#12-18	Tampa Bay	78,553*	W	23-20

NFC PLAYOFF

12-31	S. Francisco	58,286	L	23-24
-------	--------------	--------	---	-------

1984 (4-11-1) 4th

MONTE CLARK, COACH				
9- 2	S. Francisco	56,782*	L	27-30
9- 9	Atlanta	49,878	W	27-24
9-16	Tampa Bay	44,560	L	17-21
9-23	Minnesota	57,511*	L	28-29
9-30	San Diego	59,849	L	24-27
10- 7	Denver	55,836*	L	7-28
10-14	Tampa Bay	44,308*	W	13-7
10-21	Minnesota	57,953	W	16-14
10-28	Green Bay	54,289	L	9-41
11- 4	Philadelphia	59,141*	T	23-23
11-11	Washington	50,212	L	14-28
11-18	Chicago	54,911	L	14-16
11-22	Green Bay	63,698*	W	31-28
12- 2	Seattle	62,441	L	17-38
12-10	L.A. Raiders	66,710*	L	3-24
12-16	Chicago	53,252*	L	13-30

1985 (7-9-0) 4th

DARRYL ROGERS, COACH

Date	Opponent	Crowd	W-L-T	Score	Date	Opponent	Crowd	W-L-T	Score
9- 8	Atlanta	37,785	W	28-27	11- 3	Minnesota	58,012	L	13-16
9-15	Dallas	72,985*	W	26-21	11-10	Chicago	53,467	L	3-24
9-22	Indianapolis	60,042	L	6-14	11-17	Minnesota	54,847*	W	41-21
9-29	Tampa Bay	45,023*	W	30-9	11-24	Tampa Bay	43,471	L	+ 16-19
10- 6	Green Bay	55,914	L	10-43	11-28	N.Y. Jets	65,531*	W	31-20
10-13	Washington	52,845	L	3-24	12- 8	New England	59,078	L	6-23
10-20	S. Francisco	67,715*	W	23-21	12-15	Green Bay	49,379*	L	23-26
#10-27	Miami	75,291*	W	31-21	#12-22	Chicago	74,042*	L	17-37

Silverdome sellout.

1986 (5-11-0) 3rd

DARRYL ROGERS, COACH

9- 7	Minnesota	54,851	W	13-10	11- 2	Cincinnati	52,423*	L	17-24
9-14	Dallas	73,812*	L	7-31	11- 9	Minnesota	53,725*	L	10-24
9-21	Tampa Bay	38,453*	L	20-24	11-16	Philadelphia	54,568	W	13-11
9-28	Cleveland	72,029	L	21-24	11-23	Tampa Bay	30,029	W	38-17
10- 5	Houston	41,960*	W	24-13	11-27	Green Bay	61,199*	L	40-44
10-12	Green Bay	52,290	W	21-14	12- 7	Pittsburgh	45,042	L	17-27
10-19	L.A. Rams	50,992	L	10-14	#12-15	Chicago	75,602*	L	13-16
10-26	Chicago	62,064	L	7-13	12-21	Atlanta	35,255*	L	6-20

Silverdome sellout.

1987 (4-11-0) 5th

DARRYL ROGERS, COACH

9-13	Minnesota	57,061	L	19-34	11- 8	Dallas	45,325*	W	27-17
9-20	L.A. Raiders	50,300	L	7-27	11-15	Washington	53,593	L	13-20
9-27	Chicago Cancelled*—Players' Strike				11-22	Chicago	63,357	L	10-30
10- 4	Tampa Bay	4,919*	L	27-31	11-26	Kansas City	43,820*	L	20-27
10-11	Green Bay	35,779	W	+ 19-16	12- 6	L.A. Rams	33,413*	L	16-37
10-18	Seattle	8,310*	L	14-37	12-13	Tampa Bay	41,699	W	20-10
10-25	Green Bay	27,278*	L	33-34	12-20	Minnesota	27,693*	L	14-17
11- 1	Denver	75,172	L	0-34	12-27	Atlanta	13,906	W	30-13

1988 (4-12-0) 4th

DARRYL ROGERS, COACH (2-11-0)

WAYNE FONTES, INTERIM COACH (2-3-0)

9- 4	Atlanta	31,075*	W	31-17	10-30	N.Y. Giants	38,354*	L	+ 10-13
9-11	L.A. Raiders	46,262	L	10-17	11- 6	Minnesota	55,573	L	17-44
9-18	New Orleans	32,943*	L	14-22	11-13	Tampa Bay	25,956*	L	20-23
9-25	N.Y. Jets	29,250*	L	10-17	11-20	Green Bay (M)	44,327	W	19-9
10- 2	San Francisco	58,285	L	13-20	11-24	Minnesota	46,479*	L	0-23
10- 9	Chicago	64,526*	L	7-24	12- 4	Green Bay	28,124*	W	30-14
10-16	N.Y. Giants	74,813	L	10-30	12-11	Chicago	55,010	L	12-13
10-23	Kansas City	66,926	W	7-6	12-18	Tampa Bay	37,778	L	10-21

(* indicates Home Game)

LIONS vs. THE NFL

(REGULAR SEASON)

LIONS vs. ATLANTA (14-5-0)

DATE	W-L-T	SCORE
9-25-66*	W	28-10
10-22-67*	W	24- 3
12- 8-68	W	24- 7
11- 9-69*	W	27-21
10- 3-71*	W	41-38
10- 8-72	W	26-23
10- 1-73*	W	31- 6
9-28-75	W	17-14
9-19-76*	W	24-10
11-13-77	L	6-17
10-15-78	L	0-14
9-23-79*	W	24-23
10- 5-80	L	28-43
9-18-83*	L	14-30
9- 9-84	W(OT)	27-24
9- 8-85	W	28-27
12-21-86*	L	6-20
12-27-87	W	30-13
9- 4-88*	W	31-17

LIONS vs. BUFFALO (1-1-1)

DATE	W-L-T	SCORE
12-10-72	T	21-21
11-25-76*	W	27-14
10-28-79*	L	17-20

LIONS vs. CHICAGO (42-64-3)

DATE	W-L-T	SCORE
11-29-34*	L	16-19
12- 2-34	L	7-10
11-24-35	T	20-20
11-28-35*	W	14- 2
10-25-36	L	10-12
11-26-36*	W	13- 7
10-24-37	L	20-28
11-25-37*	L	0-13
11-20-38	W	13- 7
11-24-38*	W	14- 7
10-29-39	W	10- 0
11-12-39*	L	13-23
10-13-40	L	0- 7
11-10-40*	W	17-14
10-19-41	L	0-49
11-23-41*	L	7-24
11- 1-42	L	0-16
11-22-42*	L	0-42
10- 3-43*	L	21-27
10-31-43	L	14-35
10-22-44	T	21-21
11-19-44*	W	41-21
10-28-45*	W	16-10
11-11-45	W	35-28
11-24-46	L	6-42
12- 8-46*	L	24-45
10-19-47	L	24-33
11-27-47*	L	14-34
10-17-48	L	0-28

DATE	W-L-T	SCORE
12- 5-48*	L	14-42
11-13-49	L	24-27
11-24-49*	L	7-28
11- 5-50*	L	21-35
12-10-50	L	3- 6
10-28-51*	L	23-28
11-11-51	W	41-28
11-23-52	L	23-24
12- 7-52*	W	45-21
11-22-53	W	20-16
12- 6-53*	W	13- 7
9-26-54*	W	48-23
12-12-54	L	24-28
11-20-55*	L	14-24
12- 4-55	L	20-21
12- 2-56*	W	42-10
12-16-56	L	21-38
11-24-57*	L	7-27
12-15-57	W	21-13
11-23-58*	L	7-20
12-14-58	L	16-21
11-22-59*	L	14-24
12-13-59	L	14-25
11-20-60	L	7-28
12-18-60*	W	36- 0
10- 8-61*	L	17-31
12- 3-61	W	16-15
10-28-62*	W	11- 3
12-16-62	L	0- 3
9-29-63*	L	21-37
12-15-63	L	14-24
10-18-64	W	10- 0
11-26-64*	L	24-27
10-24-65	L	10-38
11-21-65*	L	10-17
9-11-66*	W	14- 3
11- 6-66	T	10-10
10-15-67	L	3-14
11- 5-67*	L	13-27
9-22-68*	W	42- 0
10-13-68	W	28-10
10-19-69*	W	13- 7
12-21-69	W	20- 3
10- 5-70*	W	28-14
10-25-70	W	16-10
10-24-71*	L	23-28
11-21-71	W	28- 3
10- 1-72	W	38-24
11- 5-72*	W	14- 0
11-18-73	W	30- 7
12- 9-73*	W	40- 7
9-15-74	L	9-17
11-24-74*	W	34-17
10-12-75*	W	27- 7
12- 7-75	L	21-25
9-12-76	L	3-10
11-21-76*	W	14-10
9-18-77	L	20-30
11-24-77*	L	14-31
9-17-78*	L	0-19
10-29-78	W	21-17
11- 4-79	L	7-35
11-22-79*	W	20- 0
10-19-80	L	7-24
11-27-80*	L(OT)	17-23
10-19-81*	W	48-17
11-22-81	W	23- 7

* Home Games

DATE	W-L-T	SCORE
9-12-82*	W	17-10
11-21-82	L	17-20
10-16-83*	W	31-17
10-30-83	W	38-17
11-18-84	L	14-16
12-16-84*	L	13-30
11-10-85	L	3-24
12-22-85*	L	17-37
10-26-86	L	7-13
12-15-86*	L	13-16
11-22-87	L	10-30
10- 9-88*	L	7-24
12-11-88	L	12-13

LIONS vs. CINCINNATI (2-2-0)

DATE	W-L-T	SCORE
9-27-70*	W	38- 3
12- 8-74	W	23-19
12-11-83	L	9-17
11- 2-86*	L	17-24

LIONS vs. CLEVELAND (9-3-0)

DATE	W-L-T	SCORE
11- 2-52*	W	17- 6
12-19-54	W	14-10
12- 8-57*	W	20- 7
11- 9-58	W	30-10
12- 8-63*	W	38-10
11-15-64	L	21-37
9-24-67*	W	31-14
10- 5-69	W	28-21
10-18-70	W	41-24
11- 9-75*	W	21-10
9-11-83*	L	26-31
9-28-86	L	21-24

LIONS vs. DALLAS (4-6-0)

DATE	W-L-T	SCORE
12-11-60*	W	23-14
10-13-63	L	14-17
9-15-68	L	13-59
10-30-72	L	24-28
10- 6-75*	L	10-36
10-30-77	L	0-37
11-15-81*	W	27-24
9-15-85*	W	26-21
9-14-86*	L	7-31
11- 8-87*	W	27-17

LIONS vs. DENVER (2-4-0)

DATE	W-L-T	SCORE
11- 7-71	W	24-20
11-28-74*	L	27-31
11-23-78*	W	17-14
10-11-81	L	21-27
10- 7-84*	L	7-28
11- 1-87	L	0-34

LIONS vs. GREEN BAY (49-56-6)

DATE	W-L-T	SCORE
10- 7-34	W	3- 0
11-25-34*	L	0- 3

DATE	W-L-T	SCORE
10-20-35Mil.	L	9-13
11-10-35	L	7-31
11-17-35*	W	20-10
10-18-36	L	18-20
11-29-36*	L	17-26
10- 3-37	L	6-26
10-31-37*	L	13-14
10- 9-38	W	17- 7
11-13-38*	L	7-28
10-22-39	L	7-26
12- 3-39*	L	7-12
10-20-40	W	23-14
11-24-40*	L	7-50
9-14-41	L	0-23
10-26-41*	L	7-24
10-11-42Mil.	L	7-38
10-25-42*	L	7-28
10-10-43	L	14-35
10-24-43*	L	6-27
10- 1-44Mil.	L	6-27
10-29-44*	L	0-14
10- 7-45Mil.	L	21-57
12- 2-45*	W	14- 3
10-27-46Mil.	L	7-10
11-17-46*	L	0- 9
10-26-47	L	17-34
12- 7-47*	L	14-35
10- 3-48	L	21-33
10-31-48*	W	24-20
10-30-49Mil.	L	14-16
12-11-49*	W	21- 7
9-17-50	W	45- 7
11-19-50*	W	24-21
11- 4-51	W	24-17
11-22-51*	W	52-35
10-26-52	W	52-17
11-27-52*	W	48-24
11-15-53	W	14- 7
11-26-53*	W	34-15
11-21-54	W	21-17
11-25-54*	W	28-24
9-27-55	L	17-20
11-24-55*	W	24-10
9-30-56	W	20-16
11-22-56*	L	20-24
10- 6-57	W	24-14
11-28-57*	W	18- 6
10- 5-58	T	13-13
11-27-58*	W	24-14
10- 4-59	L	10-28
11-26-59*	L	17-24
11- 2-60	L	9-28
11-24-60*	W	23-10
9-17-61Mil.	W	17-13
11-23-61*	L	9-17
10- 7-62	L	7- 9
11-22-62*	W	26-14
9-22-63Mil.	L	10-31
11-28-63*	T	13-13
9-28-64*	L	10-14
11- 8-64	L	7-30
10-17-65*	L	21-31
11- 7-65	W	12- 7
10- 2-66	L	14-23
10-30-66*	L	7-31
9-17-67	T	17-17
10- 8-67*	L	17-27
9-29-68	W	23-17
10-20-68*	T	14-14
10-12-69*	L	17-28
11-23-69	W	16-10
9-20-70	W	40- 0

continued

DATE	W-L-T	SCORE
12-20-70*	W	20-0
10-10-71*	W	31-28
11- 1-71Mil.	T	14-14
10-16-72*	L	23-24
12- 3-72	L	7-33
9-23-73	T	13-13
10-28-73*	W	34-0
9-29-74Mil.	L	19-21
10-27-74*	W	19-17
9-21-75Mil.	W	30-16
11-16-75*	W	13-10
10- 3-76	L	14-24
10-31-76*	W	27-6
10-16-77*	W	10-6
12- 4-77	L	9-10
9- 3-78*	L	7-13
10- 1-78Mil.	L	14-35
10-14-79Mil.	L	16-24
12-15-79*	L	13-18
9-14-80Mil.	W	29-7
12-21-80*	W	24-3
10-25-81*	W	31-27
12- 6-81	L	17-31
12-12-82	W	30-10
1- 2-83*	W	27-24
10- 9-83*	W	38-14
11-20-83Mil.	W(OT)	23-20
10-28-84	L	9-41
11-22-84*	W	31-28
10- 6-85	L	10-43
12-15-85*	L	23-26
10-12-86	W	21-14
11-27-86*	L	40-44
10-11-87	W(OT)	19-16
10-25-87*	L	33-34
11-20-88	W	19-9
12- 4-88*	W	30-14

LIONS vs. HOUSTON (2-2-0)

DATE	W-L-T	SCORE
10-17-71	W	31-7
10-26-75	L	8-24
11-13-83	L	17-27
10- 5-86*	W	24-13

LIONS vs. INDIANAPOLIS** (17-17-2)

DATE	W-L-T	SCORE
12- 3-50	W	45-21
10- 3-53	W	27-17
11- 7-53*	W	17-7
10-16-54*	W	35-0
11- 6-54	W	27-3
10- 1-55	L	13-28
11- 5-55*	W	24-14
10- 6-56	W	31-14
11-18-56*	W	27-3
9-29-57	L	14-34
10-20-57*	W	31-27
9-28-58	L	15-28
10-19-58*	L	14-40
9-29-59	L	9-21
10-11-59*	L	24-31
10-23-60*	W	30-17
12- 4-60	W	20-15
9-24-61	W	16-15
10-22-61*	L	14-17
9-30-62	W	29-20
12- 2-62*	W	21-14

DATE	W-L-T	SCORE
10-20-63*	L	21-25
11-10-63	L	21-24
10-25-64*	L	0-34
12- 6-64	W	31-14
10-10-65	L	7-31
11-25-65*	T	24-24
10-16-66	L	14-45
11-20-66*	W	20-14
11-19-67	L	7-41
11-10-68*	L	10-27
12- 7-69	T	17-17
10-21-73*	L	27-29
12-11-77	W	13-10
11-16-80*	L	9-10
9-22-85	L	6-14

LIONS vs. KANSAS CITY (3-3-0)

DATE	W-L-T	SCORE
11-25-71	W	32-21
11-23-75	L(OT)	21-24
10-26-80	L	17-20
11-26-81*	W	27-10
11-26-87*	L	20-27
10-23-88	W	7-6

LIONS vs. LOS ANGELES RAMS (25-32-1)

DATE	W-L-T	SCORE
10-20-46	L	14-35
11- 3-46*	L	20-41
10-12-47*	L	13-27
11-23-47	L	17-28
9-22-48	L	7-44
10-24-48*	L	27-34
9-23-49	L	24-27
10-16-49*	L	10-21
10-15-50*	L	28-30
10-29-50	L	24-65
10-14-51*	L	21-27
12- 9-51	W	24-22
10- 3-52	W	17-14
10-19-52*	W	24-16
10-18-53*	L	19-31
11- 1-53	L	24-37
10-10-54*	W	21-3
10-31-54	W	27-24
10- 9-55*	L	10-17
10-23-55	L	13-24
10-14-56*	W	24-21
10-28-56	W	16-7
10-13-57*	W	10-7
10-27-57	L	17-35
10-12-58*	L	28-42
10-26-58	W	41-24
10-25-59	W	17-7
11-15-59*	W	23-17
10-30-60	L	35-48
11-13-60*	W	12-10
10-15-61*	W	14-13
10-29-61	W	28-10
10-14-62*	W	13-10
11- 4-62	W	12-3
9-14-63	W	23-2
11-17-63*	L	21-28
9-18-64	T	17-17
11- 1-64*	W	37-17
9-19-65*	W	20-0

** Games versus Baltimore through 1980

DATE	W-L-T	SCORE
10-31-65	W	21- 7
10- 9-66*	L	7-14
12- 4-66	L	3-23
11-23-67*	L	7-31
11- 3-68	L	7-10
12-14-69*	W	28- 0
12-14-70	W	28-23
11-14-71*	L	13-21
12-17-72	W	34-17
10- 6-74	L	13-16
11-27-75*	L	0-20
12-11-76*	L	17-20
9- 7-80	W	41-20
11- 1-81	L	13-20
9-19-82	W	19-14
10- 2-83	L	10-21
10-19-86	L	10-14
12- 6-87*	L	16-37
9-11-88	L	10-17

LIONS vs. MIAMI (1-2-0)

DATE	W-L-T	SCORE
12-15-73	L	7-34
12- 9-79*	L	10-28
10-27-85*	W	31-21

LIONS vs. MINNESOTA (18-35-2)

DATE	W-L-T	SCORE
11-19-61	W	37-10
12-10-61*	W	13- 7
11-18-62	W	17- 6
12- 9-62*	W	37-23
10-27-63*	W	28-10
11-24-63	L	31-34
10-11-64	W	24-20
11-22-64*	T	23-23
9-26-65	W	31-29
12-12-65*	L	7-29
11-13-66	W	32-31
12-11-66*	L	16-28
11-12-67	T	10-10
12-17-67*	W	14- 3
10- 6-68	L	10-24
11-17-68*	L	6-13
10-26-69	L	10-24
11-27-69*	L	0-27
11- 1-70*	L	17-30
11-15-70	L	20-24
9-20-71*	L	13-16
12-11-71	L	10-29
9-24-72*	L	10-34
11-12-72	L	14-16
10- 7-73*	L	9-23
11-11-73	L	7-28
9-22-74*	L	6- 7
10-20-74	W	20-16
10-19-75	L	19-25
12-14-75*	W	17-10
9-26-76*	L	9-10
11- 7-76	L	23-31
10- 9-77	L	7-14
12-17-77*	L	21-30
11- 5-78	L	7-17
12- 9-78*	W	45-14
9-30-79*	L	10-13
11-18-79	L	7-14
9-28-80*	W	27- 7

DATE	W-L-T	SCORE
11- 9-80	L	0-34
9-20-81	L	24-26
12-12-81*	W	45- 7
12-19-82*	L	31-34
9-25-83	L	17-20
12- 5-83*	W	13- 2
9-23-84*	L	28-29
10-21-84	W	16-14
11- 3-85	L	13-16
11-17-85*	W	41-21
9- 7-86	W	13-10
11- 9-86*	L	10-24
9-13-87	L	19-34
12-20-87*	L	14-17
11- 6-88	L	17-44
11-24-88*	L	0-23

LIONS vs. NEW ENGLAND (2-2-0)

DATE	W-L-T	SCORE
9-26-71	W	34- 7
10-10-76*	W	30-10
10- 7-79	L	17-24
12- 8-85	L	6-23

LIONS vs. NEW ORLEANS (4-5-1)

DATE	W-L-T	SCORE
11-24-68*	T	20-20
11- 8-70	L	17-19
11-19-72*	W	27-14
10-14-73	L	13-20
11- 3-74*	W	19-14
11-14-76	L	16-17
9-25-77*	W	23-19
10-21-79	L	7-17
10-12-80*	W	24-13
9-18-88*	L	14-22

LIONS vs. NEW YORK GIANTS (13-10-1)

DATE	W-L-T	SCORE
9-23-34*	W	9- 0
11- 1-36	L	7-14
11-15-36*	W	38- 0
11-14-37	W	17- 0
11- 5-39*	W	18-14
11- 9-41	L	13-20
11- 7-43	T	0- 0
11-18-45	L	14-35
11- 2-47*	W	35- 7
11-20-49	W	45-21
12-13-53	W	27-16
12-11-55*	L	19-24
12- 7-58*	L	17-19
10-21-62	L	14-17
10- 4-64*	W	26- 3
12-10-67	W	30- 7
9-28-69*	W	24- 0
9-17-72*	W	30-16
11-17-74*	W	20-19
12- 5-76	L	10-24
11-25-82*	L	6-13
11- 7-83*	W	15- 9
10-16-88	L	10-30
10-30-88*	L(OT)	10-13

continued

LIONS vs. NEW YORK JETS (2-3-0)

DATE	W-L-T	SCORE
11-23-72*	W	37-20
9-16-79	L	10-31
12- 6-82*	L	13-28
11-28-85*	W	31-20
9-25-88*	L	10-17

LIONS vs. OAKLAND/L.A. (2-4-0)

DATE	W-L-T	SCORE
11-26-70*	W	28-14
11-10-74	L	13-35
11-19-78	L	17-29
9-27-81*	W	16- 0
12-10-84*	L	3-24
9-20-87	L	7-27

LIONS vs. PHILADELPHIA (11-9-2)

DATE	W-L-T	SCORE
10-14-34	W	10- 0
9-20-35*	W	35- 0
10-11-36	W	23- 0
12- 4-38*	L	7-21
11-17-40	W	21- 0
11-16-41*	W	21-17
10-14-45*	W	28-24
12-12-48	L	21-45
10- 3-49*	L	14-22
11-18-51	W	28-10
12- 5-54*	T	13-13
11-10-57	W	27-16
10-16-60	L	10-28
12-17-61*	L	24-27
12-19-65	W	35-28
11-28-68*	L	0-12
12- 5-71*	L	20-23
12-15-74	L	17-28
10- 2-77*	W	17-13
12- 2-79	L	7-44
11- 4-84*	T(OT)	23-23
11-16-86	W	13-11

LIONS vs. PITTSBURGH (13-9-1)

DATE	W-L-T	SCORE
11- 4-34*	W	40- 7
11- 8-36*	W	28- 3
10-10-37*	W	7- 3
9- 9-38*	W	16- 7
9-22-40*	L	7-10
11- 8-42*	L	7-35
11-10-46*	W	17- 7
9-21-47	L	10-17
11-21-48*	W	17-14
10- 8-49	L	7-14
9-24-50*	W	10- 7
11- 9-52	W	31- 6
9-27-53*	W	38-21
11-13-55	W	31-28
12- 9-56*	W	45- 7
11- 8-59	T	10-10

DATE	W-L-T	SCORE
9-16-62*	W	45- 7
10-18-66	L	3-17
12- 3-67*	L	14-24
9-21-69	L	13-16
9-16-73	L	10-24
11-24-83*	W	45- 3
12- 7-86	L	17-27

LIONS vs. ST. LOUIS/PHOENIX (5-4-0)

DATE	W-L-T	SCORE
11-12-61	W	45-14
10- 1-67	L	28-38
11-16-69*	W	20- 0
12- 6-70*	W	16- 3
12- 2-73	W	20-16
12-21-75*	L	13-24
12- 3-78	L	14-21
9-21-80*	W	20- 7
12- 7-80	L	23-24

LIONS vs. SAN DIEGO (3-2-0)

DATE	W-L-T	SCORE
11-22-72*	W	34-20
11- 6-77*	W	20- 0
10-22-78*	W	31-14
9-13-81	L	23-28
9-30-84	L	24-27

LIONS vs. SAN FRANCISCO (25-23-1)

DATE	W-L-T	SCORE
10- 8-50*	W	24- 7
10-22-50	L	27-28
12- 2-51*	L	10-20
12-16-51	L	17-21
9-28-52	L	3-17
10-12-52*	L	0-28
10-11-53*	W	24-21
10-25-53	W	14-10
10-24-54	L	31-37
11-14-54*	W	48- 7
10-16-55*	L	24-27
10-30-55	L	21-38
10-21-56*	W	20-17
11- 4-56	W	17-13
11- 3-57	L	31-35
11-17-57*	W	31-10
11- 2-58	L	21-24
11-16-58*	W	35-21
10-18-59*	L	13-34
11- 1-59	L	7-33
10- 9-60*	L	10-14
11- 6-60	W	24- 0
10- 1-61*	L	0-49
11- 5-61	T	20-20
9-23-62*	W	45-24
11-11-62	W	38-24
10- 6-63*	W	26- 3
11- 3-63	W	45- 7
9-13-64	W	26-17
12-13-64*	W	24- 7

DATE	W-L	SCORE
11-14-65*	L	21-27
12- 5-65	L	14-17
10-23-66	L	24-27
11-24-66*	L	14-41
10-29-67	W	45- 3
10-27-68*	L	7-14
11- 2-69	W	26-14
11-22-70*	W	28-14
12-19-71	L	27-31
11- 4-73	W	30-20
10-14-74*	W	17-13
11- 2-75	W	28-17
10-23-77	L	7-28
12-17-78*	W	33-14
11- 2-80*	W	17-13
9- 6-81*	W	24-17
9- 2-84*	L	27-30
10-20-85*	W	23-21
10- 2-88	L	13-20

LIONS vs. SEATTLE (1-3-0)

DATE	W-L-T	SCORE
10-24-76	W	41-14
9-24-78	L	16-28
12- 2-84	L	17-38
10-18-87*	L	14-37

LIONS vs. TAMPA BAY (11-11-0)

DATE	W-L-T	SCORE
11-20-77*	W	16- 7
9- 9-78	W	15- 7
11-12-78*	W	34-23
9- 1-79	L	16-31
11-11-79*	L	14-16
11-23-80	W	24-10
12-14-80*	W	27-14
10- 4-81	L	10-28

DATE	W-L-T	SCORE
12-20-81*	L	17-20
12-26-82	L	21-23
9- 4-83	W	11- 0
12-18-83*	W	23-20
9-16-84	L	17-21
10-14-84*	W(OT)	13- 7
9-29-85*	W	30- 9
11-24-85	L(OT)	16-19
9-21-86*	L	20-24
11-23-86	W	38-17
10- 4-87*	L	27-31
12-13-87	W	20-10
11-13-88*	L	20-23
12-18-88	L	10-21

LIONS vs. WASHINGTON (3-19-0)

DATE	W-L-T	SCORE
10-16-38*	L	5- 7
11-26-39	L	7-31
10-27-40*	L	14-20
11-29-42*	L	3-15
11-14-43	L	20-42
10- 6-46	L	16-17
11-16-47*	W	38-21
11-14-48	L	21-46
9-30-51*	W	35-17
11-11-56	L	17-18
10- 3-65*	W	14-10
12-15-68	L	3-14
10-11-70	L	10-31
11-22-73*	L	0-20
10-17-76	L	7-20
10- 8-78*	L	19-21
9- 9-79*	L	24-27
11- 8-81	L	31-33
10-23-83	L	17-38
11-11-84	L	14-28
10-13-85	L	3-24
11-15-87	L	13-20

SILVERDOME RECORDS (Since 1975)

Longest Run from Scrimmage

HORACE KING, 75 yards (TD) vs. Tampa Bay, Nov. 12, 1978

Longest Pass Completion

LEONARD THOMPSON from **ERIC HIPPLE**, 94 yards (TD) vs. Chicago, Oct. 19, 1981

Longest Punt

TOM SKLADANY, 74 yards vs. Oakland, Sept. 27, 1981

Longest Punt Return

EDDIE PAYTON, 87 yards (TD) vs. Minnesota, Dec. 17, 1977

Longest Kickoff Return

JAMES OWENS, 101 yards (TD) for San Francisco, Nov. 2, 1980

Longest Interception Return

LAWRENCE TAYLOR, 97 yards (TD) for N.Y. Giants, Nov. 25, 1982

Longest Field Goal

ALI HAJI-SHEIKH, 56 yards for N.Y. Giants, Nov. 7, 1983

ALL-TIME NFL STANDINGS

(Since 1934 When Lions Entered League)

1934

Western Division					Eastern Division				
	W	L	T	Pct.		W	L	T	Pct.
Chicago Bears	13	0	0	1.000	New York	8	5	0	.615
DETROIT	10	3	0	.769	Boston	6	6	0	.500
Green Bay	7	6	0	.538	Brooklyn	4	7	0	.363
Chicago Cardinals	5	6	0	.454	Philadelphia	4	7	0	.363
St. Louis	1	10	0	.090	Pittsburgh	2	10	0	.166

New York defeated Bears, 30-13, for World's Championship.

1935

Western Division					Eastern Division				
	W	L	T	Pct.		W	L	T	Pct.
DETROIT	7	3	2	.700	New York	9	3	0	.750
Green Bay	8	4	0	.666	Brooklyn	5	6	1	.454
Chicago Cardinals	6	4	2	.600	Pittsburgh	4	8	0	.333
Chicago Bears	6	4	2	.600	Boston*	2	8	1	.200
					Philadelphia*	2	9	0	.181

DETROIT defeated New York, 26-7 for World's Championship.

*One game canceled.

1936

Western Division					Eastern Division				
	W	L	T	Pct.		W	L	T	Pct.
Green Bay	10	1	1	.909	Boston	7	5	0	.714
Chicago Bears	9	3	0	.750	Pittsburgh	6	6	0	.500
DETROIT	8	4	0	.666	New York	3	8	1	.272
Chicago Cardinals	3	8	1	.272	Philadelphia	1	11	0	.084

Green Bay defeated Boston, 21-6, for World's Championship.

1937

Western Division					Eastern Division				
	W	L	T	Pct.		W	L	T	Pct.
Chicago Bears	9	1	1	.900	Washington	8	3	0	.727
Green Bay	7	4	0	.636	New York	6	3	2	.667
DETROIT	7	4	0	.636	Pittsburgh	4	7	0	.364
Chicago Cardinals	5	5	1	.500	Brooklyn	3	7	1	.300
Cleveland	1	10	0	.091	Philadelphia	2	8	1	.200

Washington defeated Bears, 28-21, for World's Championship.

1938

Western Division					Eastern Division				
	W	L	T	Pct.		W	L	T	Pct.
Green Bay	8	3	0	.727	New York	8	2	1	.800
DETROIT	7	4	0	.636	Washington	6	3	2	.666
Chicago Bears	6	5	0	.545	Brooklyn	4	4	3	.500
Cleveland	4	7	0	.364	Philadelphia	5	6	0	.455
Chicago Cardinals	2	9	0	.182	Pittsburgh	2	9	0	.182

New York defeated Green Bay, 23-17, for World's Championship.

1939

Western Division					Eastern Division				
	W	L	T	Pct.		W	L	T	Pct.
Green Bay	9	2	0	.818	New York	9	1	1	.900
Chicago Bears	8	3	0	.727	Washington	8	2	1	.800
DETROIT	6	5	0	.545	Brooklyn	4	6	1	.400
Cleveland	5	5	1	.500	Philadelphia	1	9	1	.100
Chicago Cardinals	1	10	0	.091	Pittsburgh	1	9	1	.100

Green Bay defeated New York, 27-0, for World's Championship.

1940

Western Division					Eastern Division				
	W	L	T	Pct.		W	L	T	Pct.
Chicago Bears	8	3	0	.727	Washington	9	2	0	.818
Green Bay	6	4	1	.600	Brooklyn	8	3	0	.727
DETROIT	5	5	1	.500	New York	6	4	1	.600
Cleveland	4	6	1	.400	Pittsburgh	2	7	2	.222
Chicago Cardinals	2	7	2	.222	Philadelphia	1	10	0	.100

Bears defeated Washington, 73-0, for World's Championship.

1941

Western Division

	W	L	T	Pct.
Chicago Bears*	10	1	0	.909
Green Bay	10	1	0	.909
DETROIT	4	6	1	.400
Chicago Cardinals	3	7	1	.300
Cleveland	2	9	0	.182

Eastern Division

	W	L	T	Pct.
New York	8	3	0	.727
Brooklyn	7	4	0	.636
Washington	6	5	0	.545
Philadelphia	2	8	1	.200
Pittsburgh	1	9	1	.100

*Bears defeated Green Bay, 33-14, in divisional playoff.
Bears defeated New York, 37-9, for World's Championship.

1942

Western Division

	W	L	T	Pct.
Chicago Bears	11	0	0	1.000
Green Bay	8	2	1	.800
Cleveland	5	6	0	.455
Chicago Cardinals	3	8	0	.273
DETROIT	0	11	0	.000

Eastern Division

	W	L	T	Pct.
Washington	10	1	0	.909
Pittsburgh	7	4	0	.636
New York	5	5	1	.500
Brooklyn	3	8	0	.273
Philadelphia	2	9	0	.182

Washington defeated Bears, 14-6, for World's Championship.

1943

Western Division

	W	L	T	Pct.
Chicago Bears	8	1	1	.899
Green Bay	7	2	1	.778
DETROIT	3	6	1	.333
Chicago Cardinals	0	10	0	.000

Eastern Division

	W	L	T	Pct.
Washington*	6	3	1	.667
New York	6	3	1	.667
Phil.-Pitt.	5	4	1	.555
Brooklyn	2	8	0	.200

*Washington defeated New York, 28-0, in divisional playoff.
Bears defeated Washington, 41-21, for World's Championship.

1944

Western Division

	W	L	T	Pct.
Green Bay	8	2	0	.800
Chicago Bears	6	3	1	.667
DETROIT	6	3	1	.667
Cleveland	4	6	1	.400
Card.-Pittsburgh	0	10	0	.000

Eastern Division

	W	L	T	Pct.
New York	8	1	1	.889
Philadelphia	7	1	2	.875
Washington	6	3	1	.667
Boston	2	8	0	.200
Brooklyn	0	10	0	.000

Green Bay defeated New York, 14-7, for World's Championship.

1945

Western Division

	W	L	T	Pct.
Cleveland	9	1	0	.900
DETROIT	7	3	0	.700
Green Bay	6	4	0	.600
Chicago Bears	3	7	0	.300
Chicago Cardinals	1	9	0	.100

Eastern Division

	W	L	T	Pct.
Washington	8	2	0	.800
Philadelphia	7	3	0	.700
New York	3	6	1	.333
Yanks	3	6	1	.333
Pittsburgh	2	8	0	.200

Cleveland defeated Washington, 15-14, for World's Championship.

1946

Western Division

	W	L	T	Pct.
Chicago Bears	8	2	1	.800
Los Angeles	6	4	1	.600
Green Bay	6	5	0	.545
Chicago Cardinals	6	5	0	.545
DETROIT	1	10	0	.091

Eastern Division

	W	L	T	Pct.
New York	7	3	1	.700
Philadelphia	6	5	0	.545
Washington	5	5	1	.500
Pittsburgh	5	5	1	.500
Boston	2	8	1	.200

Chicago Bears defeated New York, 24-14, for World's Championship.

1947

Western Division

	W	L	T	Pct.
Chicago Cardinals	9	3	0	.750
Chicago Bears	8	4	0	.667
Green Bay	6	5	1	.545
Los Angeles	6	6	0	.500
DETROIT	3	8	0	.250

Eastern Division

	W	L	T	Pct.
Philadelphia*	8	4	0	.667
Pittsburgh	8	4	0	.667
Boston	4	7	1	.364
Washington	4	8	0	.333
New York	2	8	2	.200

*Philadelphia defeated Pittsburgh, 21-0, in divisional playoff.
Chicago Cardinals defeated Philadelphia, 28-21, for World's Championship.

continued

1948

Western Division				Eastern Division					
	W	L	T	Pct.		W	L	T	Pct.
Chicago Cardinals	11	1	0	.917	Philadelphia	9	2	1	.818
Chicago Bears	10	2	0	.833	Washington	7	5	0	.583
Los Angeles	6	5	1	.545	New York	4	8	0	.333
Green Bay	3	9	0	.250	Pittsburgh	4	8	0	.333
DETROIT	2	10	0	.167	Boston	3	9	0	.250

Philadelphia defeated Cardinals, 7-0, for World's Championship.

1949

Western Division					Eastern Division				
Los Angeles	8	2	2	.800	Philadelphia	11	1	0	.917
Chicago Bears	9	3	0	.750	Pittsburgh	6	5	1	.545
Chicago Cardinals	6	5	1	.545	New York Giants	6	6	0	.500
DETROIT	4	8	0	.333	Washington	4	7	1	.364
Green Bay	2	10	0	.167	New York Bulldogs	1	10	1	.091

Philadelphia defeated Los Angeles, 14-0, for World's Championship.

1950

National Conference					American Conference				
Los Angeles	9	3	0	.750	Cleveland	10	2	0	.833
Chicago Bears	9	3	0	.750	New York Giants	10	2	0	.833
New York Yanks	7	5	0	.583	Philadelphia	6	6	0	.500
DETROIT	6	6	0	.500	Pittsburgh	6	6	0	.500
Green Bay	3	9	0	.250	Chicago Cardinals	5	7	0	.417
San Francisco	3	9	0	.250	Washington	3	9	0	.250
Baltimore	1	11	0	.083					

Cleveland defeated Los Angeles, 30-28, for World's Championship.

1951

National Conference					American Conference				
Los Angeles	8	4	0	.667	Cleveland	11	1	0	.917
DETROIT	7	4	1	.636	New York Giants	9	2	1	.818
San Francisco	7	4	1	.636	Washington	5	7	0	.417
Chicago Bears	7	5	0	.583	Pittsburgh	4	7	1	.364
Green Bay	3	9	0	.250	Philadelphia	4	8	0	.333
New York Yanks	1	9	2	.100	Chicago Cardinals	3	9	0	.250

Los Angeles defeated Cleveland, 24-17, for World's Championship.

1952

National Conference					American Conference				
DETROIT	9	3	0	.750	Cleveland	8	4	0	.667
Los Angeles	9	3	0	.750	Philadelphia	7	5	0	.583
San Francisco	7	5	0	.583	New York	7	5	0	.583
Green Bay	6	6	0	.500	Pittsburgh	5	7	0	.417
Chicago Bears	5	7	0	.417	Chicago Cardinals	4	8	0	.333
Dallas	1	11	0	.083	Washington	4	8	0	.333

*DETROIT defeated Los Angeles, 31-21, in divisional playoff.
DETROIT defeated Cleveland, 17-7, for World's Championship.

1953

Western Division				Eastern Division					
DETROIT	10	2	0	.833	Cleveland	11	1	0	.917
San Francisco	9	3	0	.750	Philadelphia	7	4	1	.636
Los Angeles	8	3	1	.727	Washington	6	5	1	.545
Chicago Bears	3	8	1	.273	Pittsburgh	6	6	0	.500
Baltimore	3	9	0	.250	New York	3	9	0	.250
Green Bay	2	9	1	.182	Chicago Cardinals	1	10	1	.091

DETROIT defeated Cleveland, 17-16, for World's Championship.

1954

Western Division					Eastern Division				
	W	L	T	Pct.		W	L	T	Pct.
DETROIT	9	2	1	.818	Cleveland	9	3	0	.750
Chicago Bears	8	4	0	.667	Philadelphia	7	4	1	.636
San Francisco	7	4	1	.636	New York	7	5	0	.583
Los Angeles	6	5	1	.545	Pittsburgh	5	7	0	.417
Green Bay	4	8	0	.333	Washington	3	9	0	.250
Baltimore	3	9	0	.250	Chicago Cardinals	2	10	0	.167

Cleveland defeated DETROIT, 56-10, for World's Championship.

1955

Western Division					Eastern Division				
	W	L	T	Pct.		W	L	T	Pct.
Los Angeles	8	3	1	.727	Cleveland	9	2	1	.818
Chicago Bears	8	4	0	.667	Washington	8	4	0	.667
Green Bay	6	6	0	.500	New York	6	5	1	.545
Baltimore	5	6	1	.455	Philadelphia	4	7	1	.364
San Francisco	4	8	0	.333	Chicago Cardinals	4	7	1	.364
DETROIT	3	9	0	.250	Pittsburgh	4	8	0	.333

Cleveland defeated Los Angeles, 38-14, for World's Championship.

1956

Western Division					Eastern Division				
	W	L	T	Pct.		W	L	T	Pct.
Chicago Bears	9	2	1	.818	New York	8	3	1	.727
DETROIT	9	3	0	.750	Chicago Cardinals	7	5	0	.583
San Francisco	5	6	1	.455	Washington	6	6	0	.500
Baltimore	5	7	0	.417	Cleveland	5	7	0	.417
Green Bay	4	8	0	.333	Pittsburgh	5	7	0	.417
Los Angeles	4	8	0	.333	Philadelphia	3	8	1	.273

New York Giants defeated Chicago Bears, 47-7, for World's Championship.

1957

Western Division					Eastern Division				
	W	L	T	Pct.		W	L	T	Pct.
DETROIT*	8	4	0	.667	Cleveland	9	2	1	.818
San Francisco	8	4	0	.667	New York	7	5	0	.583
Baltimore	7	5	0	.583	Pittsburgh	6	6	0	.500
Los Angeles	6	6	0	.500	Washington	5	6	1	.455
Chicago Bears	5	7	0	.417	Philadelphia	4	8	0	.333
Green Bay	3	9	0	.250	Chicago Cardinals	3	9	0	.250

*DETROIT defeated San Francisco, 31-27, in divisional playoff.

DETROIT defeated Cleveland, 59-14, for World's Championship.

1958

Western Division					Eastern Division				
	W	L	T	Pct.		W	L	T	Pct.
Baltimore	9	3	0	.750	Cleveland*	9	3	0	.750
Chicago Bears	8	4	0	.667	New York	9	3	0	.750
Los Angeles	8	4	0	.667	Pittsburgh	7	4	1	.636
San Francisco	6	6	0	.500	Washington	4	7	1	.364
DETROIT	4	7	1	.364	Chicago Cardinals	2	9	1	.182
Green Bay	1	10	1	.091	Philadelphia	2	9	1	.182

*New York Giants defeated Cleveland, 10-0, in divisional playoff.

Baltimore defeated New York, 23-17, for World's Championship. (Sudden Death 8:15)

1959

Western Division					Eastern Division				
	W	L	T	Pct.		W	L	T	Pct.
Baltimore	9	3	0	.750	New York	10	2	0	.833
Chicago Bears	8	4	0	.667	Cleveland	7	5	0	.583
Green Bay	7	5	0	.583	Philadelphia	7	5	0	.583
San Francisco	7	5	0	.583	Pittsburgh	6	5	1	.545
DETROIT	3	8	1	.213	Washington	3	9	0	.250
Los Angeles	2	10	0	.167	Chicago Cardinals	2	10	0	.167

Baltimore defeated New York, 31-16, for World's Championship.

continued

1960

Western Division					Eastern Division				
	W	L	T	Pct.		W	L	T	Pct.
Green Bay	8	4	0	.667	Philadelphia	10	2	0	.833
DETROIT	7	5	0	.583	Cleveland	8	3	1	.727
San Francisco	7	5	0	.583	New York	6	4	2	.600
Baltimore	6	6	0	.500	St. Louis	6	5	1	.545
Chicago	5	6	1	.454	Pittsburgh	5	6	1	.454
Los Angeles	4	7	1	.363	Washington	1	9	2	.100
Dallas	0	11	1	.000					

Philadelphia defeated Green Bay, 17-13, for World's Championship.

1961

Western Division					Eastern Division				
	W	L	T	Pct.		W	L	T	Pct.
Green Bay	11	3	0	.786	New York	10	3	1	.769
DETROIT	8	5	1	.615	Philadelphia	10	4	0	.714
Baltimore	8	6	0	.571	Cleveland	8	5	1	.615
Chicago	8	6	0	.571	St. Louis	7	7	0	.500
San Francisco	7	6	1	.538	Pittsburgh	6	8	0	.429
Los Angeles	4	10	0	.286	Dallas	4	9	1	.308
Minnesota	3	11	0	.214	Washington	1	12	1	.077

Green Bay defeated New York, 37-0, for World's Championship.

1962

Western Division					Eastern Division				
	W	L	T	Pct.		W	L	T	Pct.
Green Bay	13	1	0	.929	New York	12	2	0	.857
DETROIT	11	3	0	.786	Pittsburgh	9	5	0	.643
Chicago	9	5	0	.643	Cleveland	7	6	1	.538
Baltimore	7	7	0	.500	Washington	5	7	2	.417
San Francisco	6	8	0	.429	Dallas	5	8	1	.385
Minnesota	2	11	1	.154	St. Louis	4	9	1	.308
Los Angeles	1	12	1	.077	Philadelphia	3	10	1	.231

Green Bay defeated New York, 16-7, for World's Championship.

1963

Western Division					Eastern Division				
	W	L	T	Pct.		W	L	T	Pct.
Chicago	11	1	2	.917	New York	11	3	0	.786
Green Bay	11	2	1	.846	Cleveland	10	4	0	.714
Baltimore	8	6	0	.571	St. Louis	9	5	0	.643
DETROIT	5	8	1	.385	Pittsburgh	7	4	3	.636
Minnesota	5	8	1	.385	Dallas	4	10	0	.286
Los Angeles	5	9	0	.357	Washington	3	11	0	.214
San Francisco	2	12	0	.143	Philadelphia	2	10	2	.167

Chicago defeated New York, 14-10, for World's Championship.

1964

Western Division					Eastern Division				
	W	L	T	Pct.		W	L	T	Pct.
Baltimore	12	2	0	.857	Cleveland	10	3	1	.769
Green Bay	8	5	1	.615	St. Louis	9	3	2	.750
Minnesota	8	5	1	.615	Philadelphia	6	8	0	.429
DETROIT	7	5	2	.583	Washington	6	8	0	.429
Los Angeles	5	7	2	.417	Dallas	5	8	1	.385
Chicago	5	9	0	.357	Pittsburgh	5	9	0	.357
San Francisco	4	10	0	.286	New York	2	10	2	.166

Cleveland defeated Baltimore, 27-0, for World's Championship.

1965

Western Division					Eastern Division				
	W	L	T	Pct.		W	L	T	Pct.
Green Bay*	10	3	1	.769	Cleveland	11	3	0	.786
Baltimore	10	3	1	.769	Dallas	7	7	0	.500
Chicago	9	5	0	.643	New York	7	7	0	.500
San Francisco	7	6	1	.538	Washington	6	8	0	.429
Minnesota	7	7	0	.500	Philadelphia	5	9	0	.357
DETROIT	6	7	1	.462	St. Louis	5	9	0	.367
Los Angeles	4	10	1	.286	Pittsburgh	2	12	0	.143

*Green Bay defeated Baltimore, 13-10, in playoff (overtime).

Green Bay defeated Cleveland, 23-12, for World's Championship.

1966

Western Division

	W	L	T	Pct.
Green Bay	12	2	0	.857
Baltimore	9	5	0	.643
Los Angeles	8	6	0	.571
San Francisco	6	6	2	.500
Chicago	5	7	2	.417
DETROIT	4	9	1	.308
Minnesota	4	9	1	.308

Eastern Division

	W	L	T	Pct.
Dallas	10	3	1	.769
Cleveland	9	5	0	.643
Philadelphia	9	5	0	.643
St. Louis	8	5	1	.615
Washington	7	7	0	.500
Pittsburgh	5	8	1	.385
Atlanta	3	11	0	.214
New York	1	12	1	.017

Green Bay defeated Dallas, 34-27, for NFL Championship.
Green Bay defeated Kansas City (AFL), 35-10, in Super Bowl I.

1967

WESTERN CONFERENCE

Central Division

Green Bay	9	4	1	.692
Chicago	7	6	1	.538
DETROIT	5	7	2	.417
Minnesota	3	8	3	.273

Coastal Division

Los Angeles	11	1	2	.917
Baltimore	11	1	2	.917
San Francisco	7	7	0	.500
Atlanta	1	12	1	.077

EASTERN CONFERENCE

Capital Division

Dallas	9	5	0	.643
Philadelphia	6	7	1	.462
Washington	5	6	3	.455
New Orleans	3	11	0	.214

Century Division

Cleveland	9	5	0	.643
New York	7	7	0	.500
St. Louis	6	7	1	.462
Pittsburgh	4	9	1	.308

Green Bay defeated Los Angeles, 28-7, for Western title.

Dallas defeated Cleveland, 52-14, for Eastern title.

Green Bay defeated Dallas, 21-17, for NFL Championship.

Green Bay defeated Oakland (AFL), 33-14, in Super Bowl II.

1968

WESTERN CONFERENCE

Central Division

Minnesota	8	6	0	.571
Chicago	7	7	0	.500
Green Bay	6	7	1	.462
DETROIT	4	8	2	.333

Coastal Division

Baltimore	13	1	0	.929
Los Angeles	10	3	1	.769
San Francisco	2	12	0	.143
Atlanta	2	12	0	.143

EASTERN CONFERENCE

Capital Division

Dallas	12	2	0	.857
New York	7	7	0	.500
Washington	5	9	0	.357
Philadelphia	2	12	0	.143

Century Division

Cleveland	10	4	0	.714
St. Louis	9	4	1	.692
New Orleans	4	9	1	.308
Pittsburgh	2	11	1	.154

Baltimore defeated Minnesota, 24-14, for Western title.

Cleveland defeated Dallas, 31-20, for Eastern title.

Baltimore defeated Cleveland, 34-0, for NFL Championship.

New York (AFL) defeated Baltimore, 16-7, in Super Bowl III.

1969

WESTERN CONFERENCE

Central Division

Minnesota	12	2	0	.857
DETROIT	9	4	1	.692
Green Bay	8	6	0	.571
Chicago	1	13	0	.071

Coastal Division

Los Angeles	11	3	0	.785
Baltimore	8	5	1	.615
Atlanta	6	8	0	.429
San Francisco	4	8	2	.333

EASTERN CONFERENCE

Capital Division

Dallas	11	2	1	.846
Washington	7	5	2	.583
New Orleans	5	9	0	.357
Philadelphia	4	9	1	.308

Century Division

Cleveland	10	3	1	.769
New York	6	8	0	.429
St. Louis	4	9	1	.308
Pittsburgh	1	13	0	.071

Minnesota defeated Los Angeles, 23-20, for Western title.

Cleveland defeated Dallas, 38-14, for Eastern title.

Minnesota defeated Cleveland, 27-7, for NFL championship.

Kansas City (AFL) defeated Minnesota, 23-7, in Super Bowl IV.

continued

1970

NATIONAL CONFERENCE

Central Division

	W	L	T	Pct.
Minnesota	12	2	0	.857
DETROIT	10	4	0	.714
Chicago	6	8	0	.429
Green Bay	6	8	0	.429

Eastern Division

Dallas	10	4	0	.714
New York Giants	9	5	0	.643
St. Louis	8	5	1	.615
Washington	6	8	0	.429
Philadelphia	3	10	1	.231

Western Division

San Francisco	10	3	1	.769
Los Angeles	9	4	1	.692
Atlanta	4	8	2	.333
New Orleans	2	11	1	.154

Dallas defeated DETROIT, 5-0, and San Francisco defeated Minnesota, 17-14, in National Conference playoffs. Dallas defeated San Francisco, 17-10 for National Conference title.

AMERICAN CONFERENCE

Central Division

	W	L	T	Pct.
Cincinnati	8	6	0	.571
Cleveland	7	7	0	.500
Pittsburgh	5	9	0	.357
Houston	3	10	1	.231

Eastern Division

Baltimore	11	2	1	.846
Miami	10	4	0	.714
New York Jets	4	10	0	.286
Buffalo	3	10	1	.231
Boston	2	12	0	.143

Western Division

Oakland	8	4	2	.667
Kansas City	7	5	2	.583
San Diego	5	6	3	.455
Denver	5	8	1	.357

Baltimore defeated Cincinnati, 17-0, and Oakland defeated Miami, 21-14, in American Conference playoffs. Baltimore defeated Oakland, 27-17, for American Conference title.

Baltimore defeated Dallas, 16-13, for NFL title in Super Bowl V.

1971

NATIONAL CONFERENCE

Central Division

	W	L	T	Pct.
Minnesota	11	3	0	.786
DETROIT	7	6	1	.583
Chicago	6	8	0	.429
Green Bay	4	8	2	.333

Eastern Division

Dallas	11	3	0	.786
Washington	9	4	1	.692
Philadelphia	6	7	1	.462
St. Louis	4	9	1	.308
New York Giants	4	10	0	.286

Western Division

San Francisco	9	5	0	.643
Los Angeles	8	5	1	.615
Atlanta	7	6	1	.538
New Orleans	4	8	2	.333

Dallas defeated Minnesota, 20-12, and San Francisco defeated Washington, 24-20, in National Conference playoffs. Dallas defeated San Francisco, 14-3, for National Conference title.

AMERICAN CONFERENCE

Central Division

	W	L	T	Pct.
Cleveland	9	5	0	.643
Pittsburgh	6	8	0	.429
Houston	4	9	1	.308
Cincinnati	4	10	0	.286

Eastern Division

Miami	10	3	1	.769
Baltimore	10	4	0	.714
New England	6	8	0	.429
New York Jets	6	8	0	.429
Buffalo	1	13	0	.071

Western Division

Kansas City	10	3	1	.769
Oakland	8	4	2	.667
San Diego	6	8	0	.429
Denver	4	9	1	.308

Miami defeated Kansas City, 27-24, and Baltimore defeated Cleveland, 20-3, in American Conference playoffs. Miami defeated Baltimore, 21-0 for American Conference title.

Dallas defeated Miami, 24-3, for NFL title in Super Bowl VI.

1972

NATIONAL CONFERENCE

Central Division

	W	L	T	Pct.
Green Bay	10	4	0	.714
DETROIT	8	5	1	.607
Minnesota	7	7	0	.500
Chicago	4	9	1	.321

Eastern Division

Washington	11	3	0	.786
Dallas	10	4	0	.714
New York Giants	8	6	0	.571
St. Louis	4	9	1	.321
Philadelphia	2	11	1	.179

Western Division

San Francisco	8	5	1	.607
Atlanta	6	7	0	.500
Los Angeles	6	7	1	.464
New Orleans	2	11	1	.179

Dallas defeated San Francisco, 30-28, and Washington defeated Green Bay, 16-3, in National Conference playoffs. Washington defeated Dallas, 26-3, for National Conference title.

AMERICAN CONFERENCE

Central Division

	W	L	T	Pct.
Pittsburgh	11	3	0	.786
Cleveland	10	4	0	.714
Cincinnati	8	6	0	.571
Houston	1	13	0	.071

Eastern Division

Miami	14	0	0	1.000
New York Jets	7	7	0	.500
Baltimore	5	9	0	.429
Buffalo	4	9	1	.321
New England	3	11	0	.214

Western Division

Oakland	10	3	1	.750
Kansas City	8	6	0	.571
Denver	5	9	0	.429
San Diego	4	9	1	.321

Miami defeated Cleveland, 20-14, and Pittsburgh defeated Oakland, 13-7, in American Conference playoffs. Miami defeated Pittsburgh, 21-17, for American Conference title.

Miami defeated Washington, 14-7, for NFL title in Super Bowl VII.

1973

NATIONAL CONFERENCE

Central Division

	W	L	T	Pct.
Minnesota	12	2	0	.857
DETROIT	6	7	1	.464
Green Bay	5	7	2	.429
Chicago	3	11	0	.214

Eastern Division

Dallas	10	4	0	.714
Washington	10	4	0	.714
Philadelphia	5	8	1	.393
St. Louis	4	9	1	.321
New York Giants	2	11	1	.179

Western Division

Los Angeles	12	2	0	.857
Atlanta	9	5	0	.643
New Orleans	5	9	0	.357
San Francisco	5	9	0	.357

Minnesota defeated Washington, 27-20, and Dallas defeated Los Angeles, 27-16, in National Conference playoffs. Minnesota defeated Dallas, 27-10, for National Conference title.

AMERICAN CONFERENCE

Central Division

	W	L	T	Pct.
Cincinnati	10	4	0	.714
Pittsburgh	10	4	0	.714
Cleveland	7	5	2	.571
Houston	1	13	0	.071

Eastern Division

Miami	12	0	0	.857
Buffalo	9	5	0	.643
New England	5	9	0	.357
Baltimore	4	10	0	.286
New York Jets	4	10	0	.286

Western Division

Oakland	9	4	1	.679
Denver	7	5	2	.571
Kansas City	7	5	2	.571
San Diego	2	11	1	.179

Miami defeated Cincinnati 34-16, and Oakland defeated Pittsburgh, 33-14, in American Conference playoffs. Miami defeated Oakland, 27-10, for American Conference title.

Miami defeated Minnesota, 24-7, for NFL title in Super Bowl VIII.

continued

1974

NATIONAL CONFERENCE

Central Division

	W	L	T	Pct.
Minnesota	10	4	0	.714
DETROIT	7	7	0	.500
Green Bay	6	8	0	.429
Chicago	4	10	0	.286

Eastern Division

St. Louis	10	4	0	.714
Washington	10	4	0	.714
Dallas	8	6	0	.571
Philadelphia	7	7	0	.500
New York Giants	2	12	0	.143

Western Division

Los Angeles	10	4	0	.714
San Francisco	6	8	0	.429
New Orleans	5	9	0	.357
Atlanta	3	11	0	.214

Minnesota defeated St. Louis, 30-14, and Los Angeles defeated Washington, 19-10, in National Conference playoffs. Minnesota defeated Los Angeles, 14-10, for National Conference title.

AMERICAN CONFERENCE

Central Division

	W	L	T	Pct.
Pittsburgh	10	3	1	.750
Cincinnati	7	7	0	.500
Houston	7	7	0	.500
Cleveland	4	10	0	.286

Eastern Division

Miami	11	3	0	.786
Buffalo	9	5	0	.643
New England	7	7	0	.500
New York Jets	7	7	0	.500
Baltimore	2	12	0	.143

Western Division

Oakland	12	2	0	.857
Denver	7	6	1	.536
Kansas City	5	9	0	.357
San Diego	5	9	0	.357

Pittsburgh defeated Buffalo, 32-14, and Oakland defeated Miami, 28-26, in American Conference playoffs. Pittsburgh defeated Oakland, 24-13, for American Conference title.

Pittsburgh defeated Minnesota, 16-6, for NFL title in Super Bowl IX.

1975

NATIONAL CONFERENCE

Central Division

	W	L	T	Pct.
Minnesota	12	2	0	.857
DETROIT	7	7	0	.500
Chicago	4	10	0	.286
Green Bay	4	10	0	.286

Eastern Division

St. Louis	11	3	0	.786
Dallas	10	4	0	.714
Washington	8	6	0	.571
New York Giants	5	9	0	.357
Philadelphia	4	10	0	.286

Western Division

Los Angeles	12	2	0	.857
San Francisco	5	9	0	.357
Atlanta	4	10	0	.286
New Orleans	2	12	0	.143

Dallas defeated Minnesota, 17-14, and Los Angeles defeated St. Louis, 35-23, in National Conference playoffs. Dallas defeated Los Angeles, 37-7, for National Conference title.

AMERICAN CONFERENCE

Central Division

	W	L	T	Pct.
Pittsburgh	12	2	0	.857
Cincinnati	11	3	0	.786
Houston	10	4	0	.714
Cleveland	3	11	0	.214

Eastern Division

Baltimore	10	4	0	.714
Miami	10	4	0	.714
Buffalo	8	6	0	.571
New England	3	11	0	.214
New York Jets	3	11	0	.214

Western Division

Oakland	11	3	0	.786
Denver	6	8	0	.429
Kansas City	5	9	0	.357
San Diego	2	12	0	.143

Pittsburgh defeated Baltimore, 28-10, and Oakland defeated Cincinnati, 31-28, in American Conference playoffs. Pittsburgh defeated Oakland, 16-10, for American Conference title.

Pittsburgh defeated Dallas, 21-17, for NFL title in Super Bowl X.

1976

NATIONAL CONFERENCE

Central Division

	W	L	T	Pct.
Minnesota	11	2	1	.821
Chicago	7	7	0	.500
DETROIT	6	8	0	.429
Green Bay	5	9	0	.286

Eastern Division

Dallas	11	3	0	.786
Washington	10	4	0	.714
St. Louis	10	4	0	.714
Philadelphia	4	10	0	.286
New York Giants	3	11	0	.214

Western Division

Los Angeles	10	3	1	.750
San Francisco	8	6	0	.571
Atlanta	4	10	0	.286
New Orleans	4	10	0	.286
Seattle	2	12	0	.143

Minnesota defeated Washington, 35-20, and Los Angeles defeated Dallas, 14-12, in National Conference playoffs. Minnesota defeated Los Angeles, 24-13, for National Conference title.

AMERICAN CONFERENCE

Central Division

	W	L	T	Pct.
Pittsburgh	10	4	0	.714
Cincinnati	10	4	0	.714
Cleveland	9	5	0	.643
Houston	5	9	0	.357

Eastern Division

Baltimore	11	3	0	.786
New England	11	3	0	.786
Miami	6	8	0	.429
New York Jets	3	11	0	.214
Buffalo	2	12	0	.143

Western Division

Oakland	13	1	0	.929
Denver	9	5	0	.643
San Diego	6	8	0	.429
Kansas City	5	9	0	.357
Tampa Bay	0	14	0	.000

Oakland defeated New England, 24-21, and Pittsburgh defeated Baltimore, 40-14, in American Conference playoffs. Oakland defeated Pittsburgh, 24-7, for American Conference title.

Oakland defeated Minnesota, 32-14, for NFL title in Super Bowl XI.

1977

NATIONAL CONFERENCE

Central Division

	W	L	T	Pct.
Minnesota	9	5	0	.643
Chicago	9	5	0	.643
DETROIT	6	8	0	.429
Green Bay	4	10	0	.286
Tampa Bay	2	12	0	.143

Eastern Division

Dallas	12	2	0	.857
Washington	9	5	0	.643
St. Louis	7	7	0	.500
Philadelphia	5	9	0	.357
New York Giants	5	9	0	.357

Western Division

Los Angeles	10	4	0	.714
Atlanta	7	7	0	.500
San Francisco	5	9	0	.357
New Orleans	3	11	0	.214

Dallas defeated Chicago, 37-7, and Minnesota defeated Los Angeles, 14-7, in National Conference playoffs. Dallas defeated Minnesota, 23-6, for National Conference title.

AMERICAN CONFERENCE

Central Division

	W	L	T	Pct.
Pittsburgh	9	5	0	.643
Houston	8	6	0	.571
Cincinnati	8	6	0	.571
Cleveland	6	8	0	.429

Eastern Division

Baltimore	10	4	0	.714
Miami	10	4	0	.714
New England	9	5	0	.643
New York Jets	3	11	0	.214
Buffalo	3	11	0	.214

Western Division

Denver	12	2	0	.857
Oakland	11	3	0	.786
San Diego	7	7	0	.500
Seattle	5	9	0	.357
Kansas City	2	12	0	.143

Denver defeated Pittsburgh, 34-21, and Oakland defeated Baltimore, 37-31, in American Conference playoffs. Denver defeated Oakland, 20-17, for American Conference title.

Dallas defeated Denver, 27-10, for NFL title in Super Bowl XII.

continued

1978

NATIONAL CONFERENCE

Central Division

	W	L	T	Pct.
Minnesota	8	7	1	.531
Green Bay	8	7	1	.531
DETROIT	7	9	0	.438
Chicago	7	9	0	.438
Tampa Bay	5	11	0	.313

Eastern Division

Dallas	12	4	0	.750
Philadelphia	9	7	0	.563
Washington	8	8	0	.500
St. Louis	6	10	0	.375
New York Giants	6	10	0	.375

Western Division

Los Angeles	12	4	0	.750
Atlanta	9	7	0	.563
New Orleans	7	9	0	.438
San Francisco	2	14	0	.125

Atlanta defeated Philadelphia, 14-13, in National Conference wild card. Dallas defeated Atlanta, 27-20, and Los Angeles defeated Minnesota, 34-10, in National Conference playoffs. Dallas defeated Los Angeles, 28-0, for National Conference title.

AMERICAN CONFERENCE

Central Division

	W	L	T	Pct.
Pittsburgh	14	2	0	.875
Houston	10	6	0	.625
Cleveland	8	8	0	.500
Cincinnati	4	12	0	.250

Eastern Division

New England	11	5	0	.688
Miami	11	5	0	.688
New York Jets	8	8	0	.500
Buffalo	5	11	0	.313
Baltimore	5	11	0	.313

Western Division

Denver	10	6	0	.625
Oakland	9	7	0	.563
Seattle	9	7	0	.563
San Diego	9	7	0	.563
Kansas City	4	12	0	.250

Houston defeated Miami, 17-9, in American Conference wild card. Houston defeated New England, 14-13, and Pittsburgh defeated Denver, 33-10, in American Conference playoffs. Pittsburgh defeated Houston, 34-5, for American Conference title.

Pittsburgh defeated Dallas, 35-31, for NFL title in Super Bowl XIII.

1979

NATIONAL CONFERENCE

Central Division

	W	L	T	Pct.
Tampa Bay	10	6	0	.625
Chicago	10	6	0	.625
Minnesota	7	9	0	.438
Green Bay	5	11	0	.313
DETROIT	2	14	0	.125

Eastern Division

Dallas	11	5	0	.688
Philadelphia	11	5	0	.688
Washington	10	6	0	.625
New York Giants	6	10	0	.375
St. Louis	5	11	0	.313

Western Division

Los Angeles	9	7	0	.563
New Orleans	8	8	0	.500
Atlanta	6	10	0	.375
San Francisco	2	14	0	.125

Philadelphia defeated Chicago, 27-17, in National Conference wild card. Tampa Bay defeated Philadelphia, 24-17, and Los Angeles defeated Dallas, 21-19, in National Conference playoffs. Los Angeles defeated Tampa Bay, 9-0, for National Conference title.

AMERICAN CONFERENCE

Central Division

	W	L	T	Pct.
Pittsburgh	12	4	0	.750
Houston	11	5	0	.688
Cleveland	9	7	0	.563
Cincinnati	4	12	0	.250

Eastern Division

Miami	10	6	0	.625
New England	9	7	0	.563
New York Jets	8	8	0	.500
Buffalo	7	9	0	.438
Baltimore	5	11	0	.313

Western Division

San Diego	12	4	0	.750
Denver	10	6	0	.625
Seattle	9	7	0	.563
Oakland	9	7	0	.563
Kansas City	7	9	0	.438

Houston defeated Denver, 13-7, in American Conference wild card. Houston defeated San Diego, 17-14, and Pittsburgh defeated Miami, 34-14, in American Conference playoffs. Pittsburgh defeated Houston, 27-13, for American Conference title.

Pittsburgh defeated Los Angeles, 31-19, for NFL title in Super Bowl XIV.

1980

NATIONAL CONFERENCE

Central Division

	W	L	T	Pct.
Minnesota	9	7	0	.563
DETROIT	9	7	0	.563
Chicago	7	9	0	.438
Tampa Bay	5	10	1	.344
Green Bay	5	10	1	.344

Eastern Division

Philadelphia	12	4	0	.750
Dallas	12	4	0	.750
Washington	6	10	0	.375
St. Louis	5	11	0	.313
New York Giants	4	12	0	.250

Western Division

Atlanta	12	4	0	.750
Los Angeles	11	5	0	.688
San Francisco	6	10	0	.375
New Orleans	1	15	0	.063

Dallas defeated Los Angeles, 24-13, in National Conference wild card. Philadelphia defeated Minnesota, 31-16, and Dallas defeated Atlanta, 30-27, in National Conference playoffs. Philadelphia defeated Dallas 20-7, for National Conference title.

Oakland defeated Philadelphia, 27-10, for NFL title in Super Bowl XV.

AMERICAN CONFERENCE

Central Division

	W	L	T	Pct.
Cleveland	11	5	0	.688
Houston	11	5	0	.688
Pittsburgh	9	7	0	.563
Cincinnati	6	10	0	.375

Eastern Division

Buffalo	11	5	0	.688
New England	10	6	0	.625
Miami	8	8	0	.500
Baltimore	7	9	0	.438
New York Jets	4	12	0	.250

Western Division

San Diego	11	5	0	.688
Oakland	11	5	0	.688
Kansas City	8	8	0	.500
Denver	8	8	0	.500
Seattle	4	12	0	.250

Oakland defeated Houston, 27-7, in American Conference wild card. San Diego defeated Buffalo, 20-14, and Oakland defeated Cleveland, 14-12, in American Conference playoffs. Oakland defeated San Diego, 34-27, for American Conference title.

1981

NATIONAL CONFERENCE

Central Division

	W	L	T	Pct.
Tampa Bay	9	7	0	.563
DETROIT	8	8	0	.500
Green Bay	8	8	0	.500
Minnesota	7	9	0	.438
Chicago	6	10	0	.375

Eastern Division

Dallas	12	4	0	.750
Philadelphia	10	6	0	.625
New York Giants	9	7	0	.563
Washington	8	8	0	.500
St. Louis	7	9	0	.438

Western Division

San Francisco	13	3	0	.813
Atlanta	7	9	0	.438
Los Angeles	6	10	0	.375
New Orleans	4	12	0	.250

New York Giants defeated Philadelphia, 27-21, in National Conference wild card. Dallas defeated Tampa Bay, 38-0, and San Francisco defeated New York, 38-24, in National Conference playoffs. San Francisco defeated Dallas, 28-27, for National Conference title.

AMERICAN CONFERENCE

Central Division

	W	L	T	Pct.
Cincinnati	12	4	0	.750
Pittsburgh	8	8	0	.500
Houston	7	9	0	.438
Cleveland	5	11	0	.313

Eastern Division

Miami	11	4	1	.719
New York Jets	10	5	1	.656
Buffalo	10	6	0	.625
Baltimore	2	14	0	.125
New England	2	14	0	.125

Western Division

San Diego	10	6	0	.625
Denver	10	6	0	.625
Kansas City	9	7	0	.563
Oakland	7	9	0	.438
Seattle	6	10	0	.375

Buffalo defeated New York Jets, 31-27, in American Conference wild card. San Diego defeated Miami, 41-38, and Cincinnati defeated Buffalo, 28-21, in American Conference playoffs. Cincinnati defeated San Diego, 27-7, for American Conference title.

San Francisco defeated Cincinnati, 26-21, for NFL title in Super Bowl XVI.

continued

1982

NATIONAL CONFERENCE

Central Division				
	W	L	T	Pct.
Green Bay	5	3	1	611
Minnesota	5	4	0	556
Tampa Bay	5	4	0	556
DETROIT	4	5	0	444
Chicago	3	6	0	333
Eastern Division				
	W	L	T	Pct.
Washington	8	1	0	889
Dallas	6	3	0	667
St. Louis	5	4	0	556
New York Giants	4	5	0	444
Philadelphia	3	6	0	333
Western Division				
	W	L	T	Pct.
Atlanta	5	4	0	556
New Orleans	4	5	0	444
San Francisco	3	6	0	333
Los Angeles Rams	2	7	0	222

Washington defeated DETROIT, 31-7. Green Bay defeated St. Louis, 41-16. Minnesota defeated Atlanta, 30-24, and Dallas defeated Tampa Bay, 30-17, in NFC First Round Playoffs. Washington defeated Minnesota, 21-7, and Dallas defeated Green Bay, 37-26, in NFC Second Round Playoffs. Washington defeated Dallas, 31-17, for National Conference title.

AMERICAN CONFERENCE

Central Division				
	W	L	T	Pct.
Cincinnati	7	2	0	778
Pittsburgh	6	3	0	667
Cleveland	4	5	0	444
Houston	1	8	0	111
Eastern Division				
	W	L	T	Pct.
Miami	7	2	0	778
New York Jets	6	3	0	667
New England	5	4	0	556
Buffalo	4	5	0	444
Baltimore	0	8	1	056
Western Division				
	W	L	T	Pct.
Los Angeles Raiders	8	1	0	889
San Diego	6	3	0	667
Seattle	4	5	0	444
Kansas City	3	6	0	333
Denver	2	7	0	222

Miami defeated New England, 28-13. Los Angeles Raiders defeated Cleveland, 27-10. New York Jets defeated Cincinnati, 44-17, and San Diego defeated Pittsburgh, 31-28, in AFC First Round Playoffs. New York Jets defeated Los Angeles Raiders, 17-14, and Miami defeated San Diego, 34-13, in AFC Second Round Playoffs. Miami defeated New York Jets, 14-0, for American Conference title.

Washington defeated Miami, 27-17, for NFL title in Super Bowl XVII.

1983

NATIONAL CONFERENCE

Central Division				
	W	L	T	Pct.
DETROIT	9	7	0	563
Green Bay	8	8	0	500
Chicago	8	8	0	500
Minnesota	8	8	0	500
Tampa Bay	2	14	0	125
Eastern Division				
	W	L	T	Pct.
Washington	14	2	0	875
Dallas	12	4	0	750
St. Louis	8	7	1	531
Philadelphia	5	11	0	313
New York Giants	3	12	1	219
Western Division				
	W	L	T	Pct.
San Francisco	10	6	0	625
Los Angeles Rams	9	7	0	563
New Orleans	8	8	0	500
Atlanta	7	9	0	438

The Los Angeles Rams defeated Dallas, 24-17, in National Conference wild card. San Francisco defeated DETROIT, 24-23, and Washington defeated the Los Angeles Rams, 51-7, in National Conference playoffs. Washington defeated San Francisco, 24-17, for National Conference title.

Los Angeles Raiders defeated Washington, 38-9, for NFL title in Super Bowl XVIII.

AMERICAN CONFERENCE

Central Division				
	W	L	T	Pct.
Pittsburgh	10	6	0	625
Cleveland	9	7	0	563
Cincinnati	7	9	0	438
Houston	2	14	0	125
Eastern Division				
	W	L	T	Pct.
Miami	12	4	0	750
New England	8	8	0	500
Buffalo	8	8	0	500
Baltimore	7	9	0	438
New York Jets	7	9	0	438
Western Division				
	W	L	T	Pct.
Los Angeles Raiders	12	4	0	750
Seattle	9	7	0	563
Denver	9	7	0	563
San Diego	6	10	0	375
Kansas City	6	10	0	375

Seattle defeated Denver, 31-7, in American Conference wild card. Seattle defeated Miami, 27-20, and the Los Angeles Raiders defeated Pittsburgh, 38-10, in American Conference playoffs. The Los Angeles Raiders defeated Seattle, 30-14, for American Conference title.

1984

NATIONAL CONFERENCE

Central Division

	W	L	T	Pct.	Pts.	OP
Chicago	10	6	0	.625	325	248
Green Bay	8	8	0	.500	390	309
Tampa Bay	6	10	0	.375	335	380
DETROIT	4	11	1	.281	283	408
Minnesota	3	13	0	.188	276	484

Eastern Division

	W	L	T	Pct.	Pts.	OP
Washington	11	5	0	.688	426	310
N.Y. Giants	9	7	0	.563	299	301
St. Louis	9	7	0	.563	423	345
Dallas	9	7	0	.563	308	308
Philadelphia	6	9	1	.406	278	320

Western Division

	W	L	T	Pct.	Pts.	OP
San Francisco	15	1	0	.938	475	227
L.A. Rams	10	6	0	.625	346	316
New Orleans	7	9	0	.438	298	361
Atlanta	4	12	0	.250	281	382

The N.Y. Giants defeated the Los Angeles Rams, 16-13, in National Conference wild card. San Francisco defeated N.Y. Giants, 21-10, and Chicago defeated Washington, 23-19, in National Conference playoffs. San Francisco defeated Chicago, 23-0 for National Conference title.

AMERICAN CONFERENCE

Central Division

	W	L	T	Pct.	Pts.	OP
Pittsburgh	9	7	0	.563	367	310
Cincinnati	8	8	0	.500	339	339
Cleveland	5	11	0	.313	250	297
Houston	3	13	0	.188	240	437

Eastern Division

	W	L	T	Pct.	Pts.	OP
Miami	14	2	0	.875	513	298
New England	9	7	0	.563	362	352
N.Y. Jets	7	9	0	.438	332	364
Indianapolis	4	12	0	.250	239	414
Buffalo	2	14	0	.125	250	454

Western Division

	W	L	T	Pct.	Pts.	OP
Denver	13	3	0	.813	353	241
Seattle	12	4	0	.750	418	282
L.A. Raiders	11	5	0	.688	368	278
Kansas City	8	8	0	.500	314	324
San Diego	7	9	0	.438	394	413

Seattle defeated Los Angeles Raiders, 13-7, in American Conference wild card. Miami defeated Seattle, 31-10, and Pittsburgh defeated Denver, 24-17, in American Conference playoffs. Miami defeated Pittsburgh, 45-28, for American Conference title.

San Francisco defeated Miami, 38-16, for NFL title in Super Bowl XIX.

1985

NATIONAL CONFERENCE

Central Division

	W	L	T	Pct.	Pts.	OP
Chicago	15	1	0	.938	456	198
Green Bay	8	8	0	.500	337	355
Minnesota	7	9	0	.438	346	359
DETROIT	7	9	0	.438	307	366
Tampa Bay	2	14	0	.125	294	448

Eastern Division

	W	L	T	Pct.	Pts.	OP
Dallas	10	6	0	.625	357	333
N.Y. Giants	10	6	0	.625	399	283
Washington	10	6	0	.625	297	312
Philadelphia	7	9	0	.438	286	310
St. Louis	5	11	0	.313	278	414

Western Division

	W	L	T	Pct.	Pts.	OP
L.A. Rams	11	5	0	.688	340	277
San Francisco	10	6	0	.625	411	263
New Orleans	5	11	0	.313	294	401
Atlanta	4	12	0	.250	282	452

The N.Y. Giants defeated San Francisco, 17-3, in the National Conference wild card. Chicago defeated the N.Y. Giants, 21-0, and the Los Angeles Rams defeated Dallas, 20-0, in the National Conference playoffs. Chicago defeated the Los Angeles Rams, 24-0, for the National Conference title.

AMERICAN CONFERENCE

Central Division

	W	L	T	Pct.	Pts.	OP
Cleveland	8	8	0	.500	287	294
Cincinnati	7	9	0	.438	441	437
Pittsburgh	7	9	0	.438	379	355
Houston	5	11	0	.313	284	412

Eastern Division

	W	L	T	Pct.	Pts.	OP
Miami	12	4	0	.750	428	320
N.Y. Jets	11	5	0	.688	393	264
New England	11	5	0	.688	362	290
Indianapolis	5	11	0	.313	320	386
Buffalo	2	14	0	.125	200	381

Western Division

	W	L	T	Pct.	Pts.	OP
L.A. Raiders	12	4	0	.750	354	308
Denver	11	5	0	.688	380	329
Seattle	8	8	0	.500	349	303
San Diego	8	8	0	.500	467	435
Kansas City	6	10	0	.376	317	360

New England defeated the N.Y. Jets, 26-14, in the American Conference wild card. New England defeated the Los Angeles Raiders, 27-20, and Miami defeated Cleveland, 24-21, in the American Conference playoffs. New England defeated Miami, 31-14, for the American Conference title.

Chicago defeated New England, 46-10, for NFL title in Super Bowl XX.

continued

1986

NATIONAL CONFERENCE

Central Division

	W	L	T	Pct.	Pts.	OP
Chicago	14	2	0	.875	352	187
Minnesota	9	7	0	.563	398	273
DETROIT	5	11	0	.313	277	326
Green Bay	4	12	0	.250	254	418
Tampa Bay	2	14	0	.125	239	473

Eastern Division

	W	L	T	Pct.	Pts.	OP
N.Y. Giants	14	2	0	.875	371	236
Washington	12	4	0	.750	368	296
Dallas	7	9	0	.438	346	337
Philadelphia	5	10	1	.344	256	312
St. Louis	4	11	1	.281	218	351

Western Division

	W	L	T	Pct.	Pts.	OP
San Francisco	10	5	1	.656	374	247
L.A. Rams	10	6	0	.625	309	267
Atlanta	7	8	1	.469	280	280
New Orleans	7	9	0	.438	288	287

Washington defeated the Los Angeles Rams, 19-7, in the National Conference wild card. Washington defeated Chicago, 27-13, and the N.Y. Giants defeated San Francisco, 49-3, in the National Conference playoffs. The New York Giants defeated Washington, 17-0, for the National Conference title.

The N.Y. Giants defeated Denver, 39-20, for the NFL title in Super Bowl XXI.

AMERICAN CONFERENCE

Central Division

	W	L	T	Pct.	Pts.	OP
Cleveland	12	4	0	.750	391	310
Cincinnati	10	6	0	.625	409	394
Pittsburgh	6	10	0	.375	307	336
Houston	5	11	0	.313	274	329

Eastern Division

	W	L	T	Pct.	Pts.	OP
New England	11	5	0	.688	412	307
N.Y. Jets	10	6	0	.625	364	386
Miami	8	8	0	.500	430	405
Buffalo	4	12	0	.250	287	348
Indianapolis	3	13	0	.188	229	400

Western Division

	W	L	T	Pct.	Pts.	OP
Denver	11	5	0	.688	378	327
Kansas City	10	6	0	.625	358	326
Seattle	10	6	0	.625	366	293
L.A. Raiders	8	8	0	.500	323	346
San Diego	4	12	0	.250	335	396

The N.Y. Jets defeated Kansas City, 35-15, in the American Conference wild card. Cleveland defeated the N.Y. Jets, 23-20, and Denver defeated New England, 22-17, in the American Conference playoffs. Denver defeated Cleveland, 23-20 (OT), for the American Conference title.

1987

NATIONAL CONFERENCE

Central Division

	W	L	T	Pct.	Pts.	OP
Chicago	11	4	0	.733	356	282
Minnesota	8	7	0	.533	336	335
Green Bay	5	9	1	.367	255	300
Tampa Bay	4	11	0	.267	286	360
DETROIT	4	11	0	.267	269	384

Eastern Division

	W	L	T	Pct.	Pts.	OP
Washington	11	4	0	.733	379	285
Dallas	7	8	0	.467	340	348
St. Louis	7	8	0	.467	362	368
Philadelphia	7	8	0	.467	337	380
N.Y. Giants	6	9	0	.400	280	312

Western Division

	W	L	T	Pct.	Pts.	OP
San Francisco	13	2	0	.867	459	253
New Orleans	12	3	0	.800	422	253
L.A. Rams	6	9	0	.400	317	361
Atlanta	3	12	0	.200	205	436

Minnesota defeated the New Orleans Saints, 44-10, in the National Conference wild card. Minnesota defeated San Francisco, 36-24, and the Washington Redskins defeated Chicago, 21-17, in the National Conference playoffs. Washington defeated Minnesota, 17-10, for the National Conference title.

The Washington Redskins defeated Denver, 42-10, for the NFL title in Super Bowl XXII.

AMERICAN CONFERENCE

Central Division

	W	L	T	Pct.	Pts.	OP
Cleveland	10	5	0	.667	390	239
Houston	9	6	0	.600	345	349
Pittsburgh	8	7	0	.533	285	299
Cincinnati	4	11	0	.267	285	370

Eastern Division

	W	L	T	Pct.	Pts.	OP
Indianapolis	9	6	0	.600	300	238
New England	8	7	0	.533	320	293
Miami	8	7	0	.533	362	335
Buffalo	7	8	0	.467	270	305
N.Y. Jets	6	9	0	.400	334	360

Western Division

	W	L	T	Pct.	Pts.	OP
Denver	10	4	1	.700	379	288
Seattle	9	6	0	.600	371	314
San Diego	8	7	0	.533	253	317
L.A. Raiders	5	10	0	.333	301	289
Kansas City	4	11	0	.267	273	388

Houston defeated the Seattle Seahawks, 23-20 (OT), in the American Conference wild card. Cleveland defeated Indianapolis, 38-21, and the Denver Broncos defeated Houston, 34-10, in the American Conference playoffs. Denver defeated Cleveland, 38-33, for the American Conference title.

NATIONAL CONFERENCE

Central Division

	W	L	T	Pct.	Pts.	OP
Chicago	12	4	0	.750	312	215
Minnesota	11	5	0	.688	406	233
Tampa Bay	5	11	0	.313	216	350
DETROIT	4	12	0	.250	220	313
Green Bay	4	12	0	.250	240	315

Eastern Division

Philadelphia	10	6	0	.625	379	319
New York Giants	10	6	0	.625	359	304
Washington	7	9	0	.438	345	387
Phoenix	7	9	0	.438	344	398
Dallas	3	13	0	.188	265	381

Western Division

San Francisco	10	6	0	.625	369	294
Los Angeles Rams	10	6	0	.625	407	293
New Orleans	10	6	0	.625	312	283
Atlanta	5	11	0	.313	244	315

Minnesota defeated the Los Angeles Rams, 28-17, in the National Conference wild card. San Francisco defeated Minnesota, 34-9 and Chicago defeated Philadelphia, 20-12, in the National Conference playoffs. San Francisco defeated Chicago, 28-3, for the National Conference title.

San Francisco defeated Miami, 20-16, for the NFL title in Super Bowl XXIII.

AMERICAN CONFERENCE

Central Division

	W	L	T	Pct.	Pts.	OP
Cincinnati	12	4	0	.750	448	329
Cleveland	10	6	0	.625	304	288
Houston	10	6	0	.625	424	365
Pittsburgh	5	11	0	.313	336	421

Eastern Division

Buffalo	12	4	0	.750	329	237
Indianapolis	9	7	0	.563	354	315
New England	9	7	0	.563	250	284
New York Jets	8	7	1	.531	372	354
Miami	6	10	0	.375	319	380

Western Division

Seattle	9	7	0	.563	339	329
Denver	8	8	0	.500	327	352
Los Angeles Raiders	7	9	0	.438	325	369
San Diego	6	10	0	.375	231	332
Kansas City	4	11	1	.281	254	320

Houston defeated Cleveland, 24-23, in the American Conference wild card. Buffalo defeated Houston, 17-10, and Cincinnati defeated Seattle, 21-13, in the American Conference playoffs. Cincinnati defeated Buffalo, 21-10, for the American Conference title.

FUTURE SUPER BOWL SITES

Jan. 28, 1990 Super Bowl XXIV at Louisiana Superdome, New Orleans, La.

Jan. 27, 1991 Super Bowl XXV at Tampa Stadium, Tampa, Fla.

Jan. 26, 1992 Super Bowl XXVI at Hubert H. Humphrey Metrodome, Minneapolis, Minn.

LIONS' PRO BOWL PLAYERS

DEFENSIVE ENDS AND RECEIVERS YEARS

Baker, Al (3)	1978-79-80
Barr, Terry (2)	1964-65
Box, Cloyce (2)	1951-52
Cogdill, Gail (3)	1961, 63-64
Gay, William (1)	1983
Gibbons, Jim (3)	1961-62, 65
Hill, David (2)	1978-79
Sanders, Charlie (7)	1969-70-71-72, 75-77
Studstill, Pat (2)	1966-67

OFFENSIVE AND DEFENSIVE TACKLES YEARS

Ane, Charlie (2)	1957, 59
Brown, Roger (5)	1963-64-65-66-67
Creekmur, Lou (8)	1951-58
Dorney, Keith (1)	1982
English, Doug (4)	1978, 81-82-83
Freitas, Rocky (1)	1973
Karras, Alex (4)	1961-62-63, 66
McCord, Darris (1)	1958

GUARDS YEARS

Gordy, John (3)	1964-65-66
Martin, Jim (1)	1962
McGraw, Thurman (1)	1951
Sewell, Harley (4)	1958-59-60, 63
Stanfel, Dick (1)	1954

CENTERS YEARS

Bingaman, Les (2)	1952, 54
Flanagan, Ed (4)	1970-71-72, 74
Torgeson, LaVern (1)	1955

QUARTERBACKS YEARS

Layne, Bobby (3)	1953-54, 57
Landry, Greg (1)	1972

LINEBACKERS YEARS

Cofer, Michael (1)	1988
Lucci, Mike (1)	1972
Naumoff, Paul (1)	1971
Schmidt, Joe (10)	1955-64
Walker, Wayne (3)	1964-65-66

DEFENSIVE BACKS YEARS

Barney, Lem (7)	1968-69-70, 73-74, 76-77
Christiansen, Jack (5)	1954-58
David, Jim (6)	1955-60
Doll, Don (3)	1951-52-53
Jauron, Dick (1)	1975
Lane, Dick (3)	1961-62-63
Lary, Yale (9)	1954, 57-63, 65
LeBeau, Dick (3)	1965-66-67
Smith, Bob (1)	1953
Stits, Bill (1)	1955

OFFENSIVE BACKS YEARS


Farr, Mel (2)	1968, 71
Harder, Pat (1)	1953
Hoernschemeyer, Bob (2)	1952-53
Owens, Steve (1)	1972
Pietrosante, Nick (2)	1961-62
Sims, Billy (3)	1980-81-82
Walker, Doak (5)	1951-52, 54-56

PLACEKICKERS/PUNTERS YEARS


Arnold, Jim (2)	1987, 1988
Murray, Ed (1)	1980
Skladany, Tom (1)	1981

LIONS' LONGEVITY LOG


Rank	Player	Years	Games	Rank	Player	Years	Games
1	Wayne Walker	15	200	13	Ed Flanagan	10	139
2	Dick LeBeau	14	185	14	Bob Kowalkowski	11	138
3	Leonard Thompson	12	175	15	Charlie Weaver	10	135
4	Paul Naumoff	12	168	16	John Gordy	10	134
	Darris McCord	13	168	17	Yale Lary	11	133
6	Larry Hand	13	164	18	Doug English	10	131
7	Alex Karras	12	161		ED MURRAY	9	131
8	Joe Schmidt	13	154	20	Charlie Sanders	10	128
9	Dexter Bussey	11	150	21	Jim Martin	11	126
10	William Gay	10	146	22	Horace King	9	123
11	Lem Barney	11	140	23	Rockne Freitas	10	121
	Jim Gibbons	11	140				




Greg Landry #11



Steve Owens #36



Mel Farr #24



Doug English #78

LIONS' ALL-TIME PLAYER ROSTER

INCLUDING CURRENT VETERANS

- A** Adams, Ernie, LB, Illinois 1987
Addams, Abraham, E, Indiana 1949
Ahrens, Dave, LB, Wisconsin 1988
Aiello, Anthony, B, Youngstown 1944
Alderman, Grady, G, Detroit 1960
Allford, Mike, C, Auburn 1966
Allen, Jimmy, DB, UCLA 1978-81
Allen, Nate, DB, Texas Southern 1979
Allerman, Kurt, LB, Penn State 1985
Andersen, Stanley, E, Stanford 1941
Anderson, Gary, G, Stanford 1977-78
Andolsek, Eric, G, LSU 1988
Ane, Charles, T, USC 1953-59
Arena, Anthony, C, Mich. State 1942-46
Arnold, Jim, P, Vanderbilt 1986
Arnold, John, WR, Wyoming 1979-80
Ashcom, Richard, T, Oregon 1943
Atkins, George, G, Auburn 1955
Atty, Alexander, G, West Virginia 1941
Austin, James, E, St. Mary's 1939
- B** Baack, Steve, DE, Oregon 1984
Bailey, Byron, B, Washington St. 1953-54
Baker, Al, DE, Colorado State 1978-82
Baker, John, DE, N. Carolina College 1968
Baldischwiler, Karl, T, Oklahoma 1978-82
Ball, Jerry, NT, Southern Meth. 1987-
Ball, Larry, LB, Louisville 1975
Banas, Stephen, B, Notre Dame 1935
Banjavic, Emil, B, Arizona 1942
Banonis, Vincent, C, Detroit 1951-53
Barle, Louis, B, Duluth 1938
Barnes, Al, WR, New Mexico St. 1971-73
Barnes, Roosevelt, LB, Purdue 1982
Barney, Lem, DB, Jackson St. 1967-77
Barr, Terry, B, Michigan 1957-65
Barrows, Scott, G-C-T, West Virginia 1986-
Barton, Greg, QB, Tulsa 1969
Bass, Mike, DB, Michigan 1967
Batinski, Stanley, G, Temple 1941-47
Batten, Pat, FB, Hardin-Simmons 1964
Baumgartner, Maxie, E, Texas 1948
Bealy, Doug, RB, Appalachian St. 1988
Beemer, Bob, DE, Toledo 1987
Behan, Charles, E, DeKalb 1942
Belichick, Stephen, B, W. Reserve 1941
Bell, Bob, DT, Cincinnati 1971-73
Benson, Charles, DE, Baylor 1987
Bernard, Charles, C, Michigan 1934
Bernard, Karl, RB, S.W. Louisiana 1987-
Berrang, Edward, E, Villanova 1951
Berry, Connie M., E, N. Carolina St. 1939
Bingaman, Lester, G, Illinois 1948-54
Black, Mike, P, Arizona State 1983-86, 87
Blades, Bennie, DB, Miami 1988
Blair, T. C., TE, Tulsa 1974
Bland, Carl, WR, Virginia Union, 1984-88
Blessing, Paul, E, Nebr. St. Tchrs. 1944
Blue, Luther, WR, Iowa State 1977-79
Boadway, Steve, LB, Arizona 1987
Boden, Lynn, T, S. Dakota St. 1975-78
Bodenger, Maurice, G, Tulane 1934
Boling, Russ, G, Long Beach St. 1976-82
Bolton, Andy, RB, Fisk 1976-78
Booth, Richard, B, Western Res. 1941, 45
Bostic, John, DB, Bethune-Cookman 1985-87
- Bowman, William, B, Wm. & Mary 1954, 56
Boyd, Thomas, LB, Alabama 1987-
Box, Cloyce, E, W. Texas St. 1949-50, 1952-54
Bradley, Danny, WR, Nebraska 1987
Bradley, Luther, DB, Notre Dame 1978-81
Bradshaw, Charlie, T, Baylor 1967-68
Brettschneider, Carl, LB, Iowa St. 1960-63
Briggs, Paul, T, Colorado 1948
Brill, Howard, B, Wichita 1939
Briscoe, Marlin, WR, Neb.-Omaha 1975-76
Britt, Maurice, E, Arkansas 1941
Brock, Willie, C, Colorado 1978
Brooks, Jon, LB, Clemson 1979
Brown, Arnold, DB, N. Carolina Central, 1985-86
Brown, Charlie, WR, N. Arizona 1970
Brown, Howard, G, Indiana 1948-50
Brown, Lomas, T, Florida 1985-
Brown, Marvin, B, E. Texas State 1957
Brown, Roger, T, Maryland State 1960-66
Brumley, Robert, B, Rice 1945
Bulger, Chester, T, Auburn 1950
Bundra, Mike, T, USC 1962-63
Bunz, Dan, LB, Cal State-Long Beach 1985
Burns, Mike, DB, USC 1978
Busich, Samuel, E, Ohio 1943
Bussey, Dexter, RB, Texas Arlington 1974-84
Butcher, Paul, LB, Wayne State 1986-88
- C** Caddel, Ernie, B, Stanford 1934-38
Cain, James, E, Alabama 1950-55
Cain, Pat, C-G, Wichita State 1987
Callahan, J. R., B, Texas 1946
Callicutt, Ken, RB, Clemson 1978-82
Callihan, William, B, Nebraska 1940-45
Calvelli, Anthony, C, Stanford 1939-40
Campbell, Mike, RB, Lenoir Rhyne 1968
Campbell, Stanley, G, Iowa St. 1952, 1955-58
Cappleman, Bill, QB, Florida State 1973
Capria, Carl, DB, Purdue 1974
Cardwell, Lloyd, B, Nebraska 1937-43
Carpenter, Lewis, B, Arkansas 1953-55
Carr, Carl, LB, N. Carolina 1987
Carter, Pat, TE, Florida State 1988
Cassady, Howard, B, Ohio St. 1956-61, 1963
Caver, James, WR, Missouri 1983
Cesare, Billy, DB, Miami 1982
Chadwick, Jeff, WR, Grand Valley St. 1983-
Chandler, Karl, C, Princeton 1978
Chantiles, Thomas, T, USC 1942
Chapman, Clarence, DB, Eastern Michigan 1985
Chase, Benjamin, G, Navy 1947
Cherry, Raphael, DB, Hawaii 1987-
Christensen, Frank, Utah 1934-37
Christensen, George, T, Oregon 1934-38
Christiansen, Jack, B, Colo. A&M 1951-58
Cifelli, August, T, Notre Dame 1951-53
Cifers, Robert, B, Tennessee 1944-46
Clark, Al, DB, Eastern Michigan 1971
Clark, Dexter, DB, Toledo 1987
Clark, Earl 'Dutch', B, Colorado 1934-38
Clark, Ernie, LB, Michigan State 1963-67
Clark, Wayne, E, Utah 1944-45
Clemmons, Raymond, G, Cen. Okla. St. 1939
Cline, Ollie, B, Ohio State 1950-53
Clowes, John, T, Wm. & Mary 1951

Cobb, Garry, LB, USC 1979-84
 Cody, Bill, LB, Auburn 1966
 Cofer, Michael, DE-LB, Tennessee 1983-
 Cogdill, Gail, E, Wash. State 1960-68
 Cole, Eddie, LB, Mississippi 1979-80
 Colella, Thomas, B, Canisius 1941-43
 Conlee, Gerald, C, St. Mary's 1943
 Compton, Dick, B, McMurry 1962-64
 Concannon, Jack, QB, Boston Col. 1975
 Cook, Gene, E, Toledo 1959
 Cook, Ted, E, Alabama 1974
 Cooke, Bill, DT, Massachusetts 1978
 *Cooper, Harold, B, Detroit 1937
 Corgan, Michael, B, Notre Dame 1943
 Cotton, Craig, TE, Youngstown 1969-72
 Cottrell, Bill, T, Delaware Valley 1967-70
 Crabtree, Clement, T, Wake Forest 1940-41
 Creekmur, Louis, T, Wm. & Mary 1950-59
 Cremer, Theodore, E, Auburn 1946-48
 Croft, Don, DT, Texas El Paso 1976
 Cronin, Gene, G, Coll. of Pacific 1956-59
 Crosby, Ron, LB, Penn State 1977
 Crosswhite, Leon, RB, Oklahoma 1973-74
 Culp, Curley, DT, Arizona State 1980-81
 Cunningham, Leon, C, S. Carolina 1955
 Curley, August, LB, USC 1983-86

D D'Addio, Dave, FB, Maryland 1984
 D'Alonzo, Peter, B, Villanova 1951-52
 Danielson, Gary, QB, Purdue 1976-84
 David, James, B, Colorado A&M 1952-59
 Davis, Ben, DB, Defiance 1974-76
 Davis, Glenn, E, Ohio State 1960-61
 Davis, Jerome, NT, Ball State 1987
 Davis, Milt, HB, UCLA 1956
 Dawley, Frederick, B, Michigan 1944
 Dawson, Mike, DT, Arizona 1983
 Daykin, Tony, LB, Georgia Tech 1977-78
 DeCorrevont, William, B, Northwestern 1946
 DeFruiter, Robert, B, Nebraska 1947
 Delaney, Jeff, DB, Pittsburgh 1981
 *DeMarco, Mario, G, Miami 1949
 Dennis, Guy, G, Florida 1973-75
 DePoyster, Jerry, K, Wyoming 1968
 DeShane, Charles, B, Alabama 1945-49
 Dibble, Dorne, E, Mich. St. 1951, 1953-57
 Dickel, Dan, LB, Iowa 1978
 Diehl, David, E, Michigan St. 1939-40, 1944-45
 Dieterich, Chris, T, N. Carolina St. 1980-86
 Diorio, Jerry, TE, Michigan 1987
 Dodge, Kirk, LB, Nevada-Las Vegas, 1984-85
 Doig, Steve, LB, New Hampshire 1982-84
 Doll, Donald, B, S. California 1949-52
 Dollinger, Tony, FB, Evangel 1987
 Doran, James, E, Iowa State 1951-59
 *D'Orazio, Joseph, T, Ithaca 1944
 Dorney, Keith, T-G, Penn State 1979-87
 Dove, Robert, E-G, Notre Dame 1953-54
 Dublinski, Thomas, QB, Utah 1952-54
 Dubzinski, Walter, G, Boston College 1941
 Dudish, Andrew, C, Georgia 1948
 Dudley, William, B, Virginia 1947-49
 Dugger, John, E, Ohio State 1947-48
 Duncan, James, E, Wake Forest 1950
 Duncan, Rick, P, East Montana St. 1969
 Dunlap, Leonard, DB, N. Texas St. 1975

E Earon, Blaine, E, Duke 1952-53
 *Ebbing, Harry, E, St. Mary's 1934-37
 Eddy, Nick, RB, Notre Dame 1968-72
 Edwards, Stan, FB, Michigan 1987

Ehrmann, Joe, DT, Syracuse 1981-82
 Eiden, Edmund, B, Scranton 1944
 Elam, Cleveland, DT, Tennessee St. 1979
 Elder, Donnie, DB, Memphis State 1986
 Elias, Homer, G, Tennessee State 1978-84
 Ellerson, Gary, RB, Wisconsin 1987
 Ellis, Ken, DB, Southern 1979
 *Ellis, Lawrence, B, Syracuse 1948
 Emerick, Robert, T, Miami (O.) 1934
 Emerson, Gover, Texas 1934-37
 Engebretson, Paul, T, N'western 1934
 English, Doug, DT-NT, Texas 1975-79, 81-85
 Enke, Fred, QB, Arizona 1948-51
 Erleben, Russell, P, Texas 1987
 Evans, Leon, DE, Miami 1985-87
 Evans, Murray, B, Hardin-Simmons 1942-43
 Evey, Dick, DT, Tennessee 1971

F Fanning, Mike, DT, Notre Dame 1983
 Fantetti, Ken, LB, Wyoming 1979-85
 Farkas, Andrew, B, Detroit 1945
 Farmer, George, WR, UCLA 1975
 Farr, Mel, UCLA 1967-73
 Farr, Miller, DB, Wichita 1973
 Federico, Craig, DB, Illinois State 1987
 *Feldhaus, William, T, Cincinnati 1937-40
 Felton, Joe, G, Albion, 1987
 Fells, Bob, HB, Florida A&M 1965-67
 *Fena, Thomas, G, Colorado 1937
 Fenenbock, Charles, B, UCLA 1943-45
 Ferguson, Joe, QB, Arkansas 1985-86
 Ferguson, Keith, DE, Ohio State 1985-
 Ferguson, Larry, HB, Iowa 1963
 Fichman, Leon, T, Alabama 1946-47
 Fields, Anthony, DB, Eastern Michigan 1987
 Fields, Edgar, DT, Texas A&M 1981
 Fifer, William, T, Texas State 1978
 Fisk, William, E, USC 1940-43
 Flanagan, Ed, C, Purdue 1965-74
 Flanagan, Richard, LB, Ohio State 1950-52
 Folmar, Brendon, California (PA) 1987
 Forte, Aldo, G, Montana 1946
 Fowler, Amos, C, S. Mississippi 1978-84
 Franklin, Dennis, Michigan 1975-76
 Franks, Dennis, C, Michigan 1979
 Freitas, Rockne, T, Oregon State 1968-77
 French, Barry, G, Purdue 1951
 Friede, Mike, WR, Indiana 1980
 Frizzell, William, DB, N. Carolina Central 1984-85
 Frohbose, Bill, DB, Miami (Fla.) 1974
 Frutig, Edward, E, Michigan 1945-46
 *Fucci, Dominic, B, Kentucky 1955
 Furness, Steve, DT, Rhode Island 1981
 Furst, Anthony, T, Dayton 1940-41, 1944

G Gagnon, Roy, G, Oregon 1935
 Gaines, Lawrence, FB, Wyoming 1976-79
 Gallagher, Dave, DT, Michigan 1978-79
 Gallagher, Frank, G, N. Carolina 1967-72
 Galloway, Duane, DB, Arizona State 1985-87
 Gambrell, Bill, E, South Carolina 1968
 Gande, Sherwin, E, Ohio State 1952-57
 Gatski, Frank, C, Marshall 1957
 Gaubatz, Dennis, LB, LSU 1963-64
 Gay, William, DE, USC 1978-87
 *Gedman, Gene, B, Indiana 1953, 1956-58
 Geile, Chris, C, Eastern Illinois 1987
 George, Ray, T, USC 1939
 Geremsky, Thad, E, Pittsburgh 1951
 Germany, Willie, DB, Morgan State 1973

continued

Gibbons, James, E, Iowa 1958-68
 Gibbs, Sonny, QB, TCU 1964
 Gibson, Dennis, LB, Iowa State 1987-
 Giles, Jimmie, TE, Alcorn State 1986
 Gill, Sloko, G, Youngstown 1942
 Gillette, Jim, B, Virginia 1948
 Gilmer, Harry, QB, Alabama 1955-56
 Ginn, Tommie, G, Arkansas 1980-81
 Gipson, Paul, RB, Houston 1971
 Girard, Earl, B, Wisconsin 1952-56
 Glass, William, DE, Baylor 1958-61
 Glover, Kevin, C-G, Maryland 1985-
 Goich, Dan, DE, California 1969-70
 Goldman, Samuel, E, Howard 1949
 Golsteyn, Jerry, QB, N. Illinois 1979
 Gonzaga, John, T, No College 1961-65
 Goodman, Henry, T, W. Virginia 1942
 Goovert, Ron, LB, MSU 1967
 Gordon, John, DT, Hawaii 1972
 Gordy, John, G, Tennessee 1957, 1959-67
 Gore, Gordon, B, Okla. S.W. Tchrs. 1939
 *Graham, Lester, G, Tulsa 1938
 Graham, William, DB, Texas 1982-87
 Gray, Dan, DE, Rutgers 1978-79
 Gray, Hector, DB, Florida St. 1981-83
 Greco, Don, G, Western Illinois 1982-85
 Green, Curtis, DE-NT, Alabama St. 1981-
 Green, Donnie, T, Purdue 1978
 Greene, John, E, Michigan 1944-50
 Greer, Albert, E, Jackson State 1963
 Grefe, Theodore, E, Notre Dame 1945
 Griffin, James, DB, Middle Tenn. State 1985-
 Grigonis, Frank, B, Chattanooga 1942
 Grimes, George, B, Virginia 1948
 Grymes, Darrell, WR, Central State 1987-
 Groomes, Melvin, B, Indiana 1948-49
 Grossman, Rex, B, Indiana 1950
 Grottkau, Robert, G, Oregon 1959-60
 *Gutowsky, "Ace", RB, Okla. City U. 1934-38

H *Hackenbruck, John, T, Oregon State 1940
 *Hackney, Elmer, B, Kansas St. 1942-46
 *Hafen, Bernard, E, Utah 1949-50
 Haggerty, Mike, T, Miami (Fla.) 1973
 Hall, Alvin, DB, Miami (O) 1981-85, 87
 Hall, John, B, TCU 1942
 Hall, Tom, E, Minnesota 1962-63
 Hamilton, Raymond, E, Arkansas 1939
 Hamlin, Gene, C, Western Michigan 1972
 Hand, Larry, DE, Appalachian St. 1964-77
 Hanneman, Chuck, E, Mich. Normal 1937-41
 *Hansen, Dale, T, Mich. State 1944, 1948-49
 Harder, Pat, B, Wisconsin 1951-53
 Harding, Roger, C, California 1948
 Hardy, James, QB, USC, 1952
 Harrell, James, LB, Florida 1979-83, 1985-86
 Harrison, Granville, E, Miss. State 1942
 Hart, Leon, E, Notre Dame 1950-57
 Harvey, Maurice, DB, Ball State 1983, 87
 Haverdick, Dave, DE, Morehead St. 1970
 Heckers, George, T, Wisconsin 1947-49
 Held, Paul, B, San Jose State 1955
 Helms, John, E, Georgia Tech 1946
 Henderson, John, E, Michigan 1965-67
 Hennigan, Mike, LB, Tenn. Tech. 1973-75
 Hertwig, Craig, T, Georgia 1975-77
 Heywood, Ralph, E, USC 1947
 Hickman, Donnie, G, USC 1978
 Hicks, Ivan, DB, Michigan 1987
 Hicks, Mark, LB, Arizona State 1987

Hicks, R. W., C, Humboldt State 1975
 Hightower, John, E, Sam Houston 1943
 Hilgenberg, Wally, LB, Iowa 1964-66
 Hill, David, TE, Texas A&I 1976-82
 Hill, Harlon, E, Florence State 1962
 Hill, J. D., WR, Arizona State 1976-78
 Hill, James, B, Tennessee 1951-52
 Hill, Jimmy, DB, Sam Houston 1965
 Hill, Rod, DB, Kentucky State 1986
 *Hillman, Bill, B, Tennessee 1947
 Hilton, John, TE, Richmond 1972-73
 Hinchman, Hubert, B, Butler 1934
 Hipple, Eric, QB, Utah State 1980-
 Hirsch, Steve, DB, Northern Illinois 1987
 *Hoernschemeyer, Robert, B, Indiana 1950-55
 Hogland, Doug, G, Oregon State 1958
 Holland, Vernon, T, Tennessee St. 1980
 Hollar, John, B, Appalachian State 1949
 Hons, Todd, QB, Arizona State 1987
 Hooks, Jim, RB, Cent. St. (Okla.) 1973-76
 Hoopes, Mitch, P, Arizona 1977
 Hoover, Mel, WR, Arizona State 1987
 *Hopp, Harry, B, Nebraska 1940-43
 Howard, Billy, DT, Alcorn A&M 1974-76
 Howard, William, B, USC 1939
 Hubbard, Marv, FB, Colgate 1977
 Huffman, Vernon, B, Indiana 1937-38
 *Hughes, Chuck, WR, Tex. El Paso 1970-71
 Hunter, Herman, RB, Tennessee State 1986
 Hunter, James, DB, Grambling 1976-82
 Hunter, Scott, QB, Alabama 1979
 *Hupke, Thomas, G, Alabama 1934-37
 Hutchison, Elvin, B, Whittier 1939

I Isselhardt, Ralph, G, Franklin 1937
 Ivory, Bob, G, Detroit 1947
 Izo, George, QB, Notre Dame 1965

J Jackson, Ernie, DB, Jackson St. 1979
 James, Garry, RB, Louisiana State 1986-
 James, John, P, Florida 1982
 James, June, LB, Texas 1985-86
 Jamison, George, LB, Cincinnati 1987-
 Jarvis, Ray, WR, Norfolk State 1974-78
 Jaszewski, Floyd, T, Minnesota 1950-51
 Jauron, Dick, DB, Yale 1973-77
 Jefferson, William, B, Mississippi St. 1941
 Jenkins, Ken, RB, Bucknell 1983-84
 Jenkins, Leon, DB, West Virginia 1972
 Jenkins, Walter, E, Wayne 1955
 Jessie, Ron, WR, Kansas 1971-74
 Jett, John, E, Wake Forest 1941
 Johnson, Demetrious, DB, Missouri 1983-86
 Johnson, Giovanni, WR, Michigan 1987
 Johnson, James, LB, San Diego State 1985-86
 *Johnson, John "Jack", T, Utah 1934-40
 Johnson, John Henry, B, Ariz. St. 1957-59
 Johnson, Levi, Texas A&I 1973-77
 Johnson, Rick, T, Grand Valley St. 1987
 Jolley, Gordon, T, Utah 1972-75
 Jones, A. J., RB, Texas 1985
 Jones, David, C-G, Texas, 1984-85
 Jones, Doug, DB, S. Fernando Valley 1979
 Jones, Elmer, G, Wake Forest 1947-48
 Jones, James, FB, Florida 1983-
 Jones, James, B, Union Tenn. 1946
 Jones, Jimmie, RB, UCLA 1974
 Jones, Ralph, E, Alabama 1946
 Junker, Steve, E, Xavier 1957, 1959-61
 Jurkiewicz, Walter, C, Indiana 1946

- K** Kab, Vyto, TE, Penn State 1987-88
 Kacmarek, Jeff, NT, Western Michigan 1987
 Kamanu, Lew, DE, Weber State 1967-68
 Kane, Rick, RB, San Jose State 1977-83, 1985
 Kaporch, Albert, T, St. Bonaventure 1943-45
 *Karilivacz, Carl, B, Syracuse 1953-57
 Karras, Alex, DT, Iowa 1958-62, 1964-70
 Karras, Ted, G, Indiana 1965
 Karstens, George, C, Indiana 1949
 Kaska, Anton, B, Illinois Wesleyan 1935
 Kearney, Jim, DB, Prairie View 1965-66
 Keene, Robert, B, Detroit 1943-45
 Kennedy, William, E, Mich. St. 1942, 1944
 Kenney, Steve, G, Clemson 1986
 Kent, Greg, DT, Utah 1968
 Kercher, Richard, B, Tulsa 1954
 *Ketzko, Alexander, T, Michigan St. 1943
 King, Angelo, LB, S. Carolina State, 1984-87
 King, Horace, RB, Georgia 1975-83
 Kinzer, Matt, P, Purdue 1987
 Kipp, James, T, Montana State 1942
 Kiser, Paul, G, Wake Forest 1987
 *Kizzire, Lee, Wyoming 1937
 Klewicki, Edward, E, Michigan St. 1935-38
 Kmetovic, Peter, B, Stanford 1947
 Knorr, Lawrence, C, Dayton 1942-45
 *Knox, Sam, G, New Hampshire 1934-36
 Komlo, Jeff, QB, Delaware 1979-81
 Kopay, Dave, RB, Washington 1968
 *Kopcha, Joseph, G, Chattanooga 1936
 Kostuk, Michael, T, Detroit 1945
 Kowalkowski, Bob, B, Virginia 1966-76
 Kowgics, Nick, FB, Lafayette 1987
 Krall, Gerald, B, Ohio State 1950
 Kramer, Ron, E, Michigan 1965-67
 Kring, Frank, B, TCU 1945
 Krol, Joseph, B, W. Ontario 1945
 *Krouse, Raymond, T, Maryland 1956-57
 Kuczinski, Bert, E, Pennsylvania 1943

- L** LaLonde, Roger, DT, Muskingum 1964
 Landry, Greg, QB, Massachusetts 1968-78
 Lane, Dick, DB, Scottsbluff JC 1960-65
 LaRose, Dan, T, Missouri 1961-63
 Lary, Yale, DB, Texas A&M 1952-53, 1956-64
 Larson, Bill, TE, Colorado State 1977
 Lastavic, Jim, LB, Penn State 1973-77
 Laster, Don, T, Tennessee State 1984
 Latimer, Al, DB, Clemson 1982-84
 Lawless, Burton, G, Florida 1980
 Lay, Russell, B, Michigan State 1934
 *Layne, Robert, QB, Texas 1950-58
 Lear, Leslie, B, Manitoba 1947
 LeBeau, Dick, DB, Ohio State 1959-72
 Lee, Edward, WR, So. Carolina State 1983
 Lee, Gary, WR, Georgia Tech 1987-
 Lee, Ken, LB, Washington 1971
 Lee, Larry, C, UCLA 1981-85
 Lee, Monte, LB, Texas 1963-64
 Leforce, Clyde, QB, Tulsa 1947-49
 Leonard, Tony, DB, Virginia U'n 1978-79
 Lewis, Dan, HB, Wisconsin 1958-64
 Lewis, David, TE, California 1984-86
 Lewis, Eddie, DB, Kansas 1979-80
 Lewis, Mark, TE, Texas A&M 1987-
 Liles, Alva, DT, Boise State 1980
 Liles, Elvin, G, Okla. A&M 1943-45
 Lindon, Luther, T, Kentucky 1944-45
 Liningier, Jack, C, Ohio State 1950-51
 Lio, Augustino, G, Georgetown 1941-43

- Lloyd, Dave, C, Georgia 1962
 Lockett, Danny, LB, Arizona 1987-
 Lomakoski, John, T, W. Michigan 1962
 Long, Chuck, QB, Iowa 1986-
 Long, Ken, G, Purdue 1976
 Long, Robert, E, UCLA 1955-59
 Looney, Joe Don, HB, Oklahoma 1965-66
 Lowe, Gary, B, Michigan State 1957-64
 *Lowther, Jackie, B, Detroit 1944
 Lucci, Mike, LB, Tennessee 1965-73
 Luce, Derrel, LB, Baylor 1980
 *Lumpkin, Roy, B, Georgia Tech 1934
 Lusk, Bob, C, Wm. & Mary 1956

- M** Machurek, Mike, QB, Idaho State 1982-84
 Mackenroth, John, C, N. Dakota 1938
 *Madarik, Elmer, B, Detroit 1945-47
 Maggiolo, Chick, B, Illinois 1949
 Magnani, Dante, B, St. Mary's 1950
 Maher, Bruce, DB, Detroit 1960-67
 Mains, Gilbert, T, Murray State 1952-61
 Malinchak, Bill, E, Indiana 1966-69
 Mandley, Pete, WR, Northern Arizona 1984-
 Mann, Errol, K, North Dakota 1969-76
 Mann, Robert, E, Michigan 1948-49
 Manzo, Joseph, T, Boston College 1945
 Margucci, Joseph, B, USC 1947-48
 Markovich, Mark, G, Penn State 1976-77
 Maronic, Stephen, T, N. Carolina 1939-40
 Marsh, Amos, FB, Oregon State 1965-67
 Martin, James, G, Notre Dame 1951-61
 Martin, Robbie, WR, Cal Poly SLO 1981-84
 Martinovich, Philip, G, C.O.P. 1939
 Matheson, Jack, E, Western Mich. 1943-46
 Matheson, Riley, G, Texas Mines 1943
 Mathews, Ned, B, UCLA 1940-43
 Mathewson, Morley, E, California 1941
 *Matisi, Tony, T, Pittsburgh 1938-39
 Matson, Ollie, FB, San Francisco 1963
 Mattiford, John, G, Marshall 1941
 Maves, Earl, B, Wisconsin 1948
 Maxwell, Bruce, RB, Arkansas 1970
 Maxwell, Vernon, LB, Arizona State 1985-87
 Mazza, Vincent, E, No College 1945-46
 Mazzanti, Jerry, DE, Arkansas 1966
 McCall, Reese, TE, Auburn 1983-85
 McCambridge, John, DE, NWU 1967
 McClung, Willie, T, Florida A&M 1960-61
 McCain, Danny, QB, Cincinnati 1988
 McCord, Darris, DE, Tennessee 1955-67
 McCoy, Joel, B, Alabama 1946
 McCoy, Mike, DT, Notre Dame 1980
 McCray, Prentice, DB, Arizona State 1980
 McCulloch, Earl, E, USC 1968-73
 McDermott, Lloyd, T, Kentucky 1950
 McDonald, James, B, Ohio State 1938-40
 McDonald, James, TE, USC 1985
 McDonough, Bob, DB, California (PA) 1987
 McDuffie, George, DE, Findlay 1987
 McElhenny, Hugh, HB, Washington 1964
 McGee, Willie, WR, Alcorn State 1978
 McGraw, Mike, LB, Wyoming 1977
 McGraw, Thurman, T, Colo. A&M 1950-54
 McIlhenny, Donald, B, SMU 1956
 McInnis, Hugh, E, Miss. Southern 1964
 McKalip, William, E, Oregon St. 1934, 1936
 *McLenna, Bruce, HB, Hillsdale 1966
 McMakin, John, TE, Clemson 1975
 McNorton, Bruce, DB, Georgetown, Ky. 1982-
 continued

McWilliams, William, B. Jordan 1934
 Meade, Mike, FB, Penn State, 1984-85
 Melinkovich, Mike, DE, Gray Harbour JC 1967
 Mello, James, B, Notre Dame 1949
 Mendenhall, John, DT, Grambling 1980
 Meska, Richard, T, St. Mary's 1945
 Messner, Max, LB, Cincinnati 1960-63
 Middleton, David, E, Auburn 1955-60
 Mike-Mayer, Steve, K, Maryland 1977
 Miketa, Andrew, C, N. Carolina 1954-55
 Miklich, William, B, Idaho 1948
 Milano, Arch, E, St. Francis 1945
 Milinichik, Joe, G-T, N. Carolina St. 1987
 Miller, Robert, T, Virginia 1952-58
 Miller, Terry, LB, Illinois 1970
 Mills, Dick, G, Pittsburgh 1961-62
 Misko, John, P, Oregon State, 1987
 Mitchell, Devon, DB, Iowa 1986
 * Mitchell, Granville, E, Davis-Elkins 1934
 Mitchell, Melvin, C, Tennessee State 1977
 Mitchell, Jim, DE, Virginia State 1970-77
 Mitrick, Frank, T, Oglethorpe 1945
 Mohring, John, LB, C. W. Post 1980
 Momen, Robert, G, Ohio State 1951
 * Monahan, Regis, B, Ohio State 1935-38
 Montgomery, James, T, Texas A&M 1946
 Montgomery, Wilbert, RB, Abilene Christian 1985
 Montier, Mike, C, Colorado 1978
 Mooney, Ed, LB, Texas Tech 1968-71
 Moore, Alvin, RB, Arizona State 1985-86
 Moore, Denis, T, USC 1967-69
 * Moore, Paul, B, Presbyterian 1940-41
 Moore, William, E, E. No. Carolina 1939
 Morlock, John, B, Marshall 1940
 Morrall, Earl, QB, Michigan State 1958-64
 * Morris, Glen, E, Colorado State 1940
 Morris, Jon, C, Holy Cross 1975-77
 Morris, Randall, RB, Tennessee 1988
 Morrison, Don, T, Texas Arlington 1979
 Morse, Raymond, E, Oregon 1935-38, 1940
 Moscrip, James, E, Stanford 1938-39
 Moss, Martin, DT-NT, UCLA 1982-85
 Mote, Kelly, E, Duke 1947-49
 Mott, Steve, C, Alabama 1983
 Mugg, Garvin, T, N. Texas State 1945
 Munson, Bill, QB, Utah State 1968-76
 Murakowski, Art, B, Northwestern 1951
 Murray, Ed, K, Tulane 1980
 Myers, Tom, QB, Northwestern 1965-66

N Nardi, Richard, B, Ohio State 1938
 Naumoff, Paul, LB, Tennessee 1967-78
 Nelson, Reed, C, Brigham Young 1947
 Nelson, Robert, C, Baylor 1941, 1945
 Nichols, Mark, WR, San Jose St. 1981-87
 Ninowski, Jim, QB, Mich. State 1960-61
 Nizolek, Bob, TE, Colorado 1981
 Noppenberg, John, B, Miami 1941
 Nori, Reino, B, N. Illinois State 1937
 Norris, Ulysses, TE, Georgia 1979-83
 Nott, Douglas, B, Detroit 1935
 Nowatzke, Tom, FB, Indiana 1965-69

O Oates, Brad, T, Brigham Young 1978
 Obee, Duncan, C, Dayton 1941
 O'Brien, Jim, WR, Cincinnati 1973
 O'Brien, William, B, No College 1947
 Odle, Phil, E, BYU 1968-70
 Office, Anthony, LB, Illinois State 1987
 Ogle, Rick, LB, Colorado 1972
 Oldham, Ray, DB, Middle Tennessee 1980-82

Olenski, Mitchell, T, Alabama 1947
 Olzewski, John, FB, California 1961
 O'Neil, Ed, LB, Penn State 1974-79
 O'Neil, Bill, HB, Detroit 1935
 Opalewski, Edward, T, Mich. N. 1943-44
 Orton, Greg, G, Nebraska 1987
 Orvis, Herb, DT, Colorado 1972-77
 Owens, Steve, RB, Oklahoma 1970-75

P Paige, Tony, FB, Virginia Tech 1987
 Painter, Carl, RB, Hampton Inst. 1988
 Panciera, Donald, B, San Francisco 1950
 Panelli, John, B, Notre Dame 1949-50
 Paolucci, Ben, T, Wayne State 1959
 * Parker, Raymond, B, Centenary 1935-36
 Parker, Willie, G, North Texas St. 1980
 Parkin, Dave, DB, Utah State 1979
 Parson, Ray, T, Minnesota 1971
 Parsons, Lloyd, B, Gust. Adolphus 1941
 * Patt, Maurice, E, Carnegie Tech 1938
 Patterson, Don, DB, Georgia Tech 1979
 Pavelec, Theodore, G, Detroit 1941-42
 Payton, Eddie, RB, Jackson State 1977
 Pearson, Lindell, B, Oklahoma 1950
 Perry, Gerald, T, California 1954, 1956-59
 Pesuit, Wally, C, Kentucky 1979, 1980
 Peters, Floyd, T, San Francisco St. 1963
 Peterson, Ken, B, Gonzaga 1936
 Picard, Bob, WR, East. Washington 1976
 Pickard, Bob, WR, Xavier 1974
 Piepul, Milton, B, Notre Dame 1941
 Pierson, Reggie, Oklahoma State 1976
 Pietrosante, Nick, B, Notre Dame 1959-65
 Piffen, Robert, C, San Jose State 1949
 Pingel, John, B, Michigan State 1939
 Pinkney, Reggie, DB, E. Carolina 1977-78
 Plum, Milt, QB, Penn State 1962-67
 * Polansky, John, B, Wake Forest 1942
 Poole, Oliver, E, Mississippi 1949
 Porter, Ricky, RB, Slippery Rock St. 1982
 Porter, Tracy, WR, LSU 1981-82
 Potts, Charles, DB, Purdue 1972
 Prchlik, John, T, Yale 1949-53
 Pregulman, Mervin, G, Michigan 1947-48
 Prescott, Harold, E, Hardin-Simmons 1949
 Presnell, Glenn, B, Nebraska 1934-36
 Price, Charles, B, Texas A&M 1940-41, 1945
 Price, Ernest, DT, Texas A&I 1973-78
 Prindle, Mike, K, Western Michigan 1987
 Pringle, Alan, K, Rice 1975
 Purefory, Dave, DE, E. Michigan 1978-82

Q Quaerna, Jerry, G-T, Michigan 1987
 Quintan, Bill, DE, Michigan State 1964

R Rabb, Warren, QB, LSU 1960
 * Rabold, Mike, G, Indiana 1959
 Radovich, William, G, USC 1938-41, 1945
 Ramsey, Derrick, TE, Kentucky 1987
 Randolph, Al, DB, Iowa 1972
 * Randolph, Clare, C, Indiana 1934-36
 Ranspot, Keith, E, SMU 1941
 Rasley, Rocky, G, Oregon State 1969-73
 Rasmussen, Wayne, DB, S. Dakota St. 1964-73
 Reckmack, Raymond, B, Syracuse 1937
 Redmond, Rudy, DB, Pacific 1972-73
 * Reeborg, Lucien, T, Hampton Inst. 1963
 Reed, Joe, QB, Mississippi State 1975-79
 Reese, Lloyd, B, Tennessee 1947
 Reichow, Jerry, QB, Iowa 1956-59

Rexer, Freeman, E, Tulane 1944
 Reynolds, Robert, T, Stanford 1937-38
 *Rhodes, Bruce, DB, S. Francisco St. 1978
 Ricardo, Benny, K, San Diego St. 1976-79
 Ricca, James, T, Georgetown 1955
 Rich, Randy, DB, New Mexico 1977
 Richards, Perry, E, Detroit 1956
 Richards, Ray, G, Nebraska 1934
 Richins, Aldo, B, Utah 1935
 Rifenberg, Richard, E, Michigan 1950
 Riley, Lee, B, Detroit 1955
 *Ritchart, Delbert, C, Colorado 1936-37
 *Robb, Joe, DE, TCU 1968-71
 Robertson, Lake, E, Mississippi 1945
 Robinson, Bo, FB, W. Texas St. 1979-80
 Robinson, John, DB, Tenn. State 1966-67
 Robinson, Shelton, LB, North Carolina 1986-
 Rockenbach, Lyle, G, Michigan St. 1943
 Rogas, Daniel, G, Tulane 1951
 Rogers, Reggie, DE, Washington 1987-
 *Rogers, William, T, Villanova 1938-40
 Roskie, Kenneth, B, E. Carolina 1948
 Ross, Tim, LB, Bowling Green St. 1987
 Rosteck, Ernest, C, No College 1944
 Rote, Tobin, QB, Rice 1957-59
 Rothwell, Fred, C, Kansas State 1974
 Roundtree, Ray, WR, Penn. State 1988
 Rouse, Stillman, E, Missouri 1940
 Roussos, Michael, T, Pittsburgh 1949
 Rowe, Robert, B, Colgate 1934
 Rubick, Rob, TE, Grand Valley State 1982-
 Rubino, Anthony, G, Wake Forest 1943-46
 Rush, Jerry, DT, Michigan State 1965-71
 Russas, Albert, T, Tennessee 1949
 Russell, Kenneth, T, Bowling Green 1957-59
 Ryan, David, B, Hardin-Simmons 1945-46
 Ryan, Kent, B, Utah State 1938-40
 Rychiec, Tom, E, Am. Int'l 1958
 Ryder, Nick, FB, Miami 1963-64

S Saleaumua, Dan, NT, Arizona State 1987-88
 Salem, Harvey, G, California 1986-
 Salsbury, James, G, UCLA 1955-56
 Sanchez, John, T, San Francisco 1947
 Sanders, Charlie, TE, Minnesota 1968-77
 Sanders, Daryl, T, Ohio State 1963-66
 Sanders, Eric, T-G, Nevada-Reno 1986-
 Sanders, Ken, DE, Howard Payne 1972-79
 *Sandifer, Daniel, B, LSU 1950
 Sanzotta, Dominic, B, W. Res. 1942, 1946
 Sarratt, Charles, B, Oklahoma 1948
 Sarringhaus, Paul, B, Ohio State 1948
 Sartori, Lawrence, G, Fordham 1942, 1945
 Saul, Bill, LB, Penn State 1970
 Schibanoff, Alexander, T, Frank-Marsh 1942
 Schiechi, John, C, Santa Clara 1942
 Schmidt, Joseph, LB, Pittsburgh 1953-65
 Schmiesing, Joe, DT, New Mexico St. 1972
 *Schneider, John, E, Wisconsin 1934-36
 Scholtz, Bob, C, Notre Dame 1960-64
 Schottel, Ivan, B, NW Mo. St. 1946, 1948-
 Schroll, Charles, B, LSU 1950
 Scott, Clyde, B, Arkansas 1952
 Scott, Fred, WR, Amherst 1978-83
 Scott, Perry, E, Muhlenberg 1942
 Self, Clarence, B, Wisconsin 1950-51
 Seltzer, Harry, B, Morris-Harvey 1942
 Sewell, Harley, G, Texas 1953-62
 Sheffield, Chris, DB, Albany State 1987
 *Shepherd, William, B, Westn. Md. 1935-40
 Shoals, Roger, T, Maryland 1965-70

Siebert, Wayne, T, Illinois 1951
 Sieminski, Chuck, DT, Penn State 1968
 Sigillo, Dominic, T, Xavier 1945
 Simmons, Davie, LB, N. Carolina 1980
 *Simmons, John, C, Detroit 1949-50
 Simon, Jim, G-T, Miami (Fla.), 1963-65
 Simonson, Dave, T, Minnesota 1977
 Sims, Billy, RB, Oklahoma 1980-85
 Singer, Curt, T, Tennessee 1988
 Sinkwich, Frank, B, Georgia 1943-44
 Sirochman, George, G, Duquesne 1944
 Skladany, Tom, P, Ohio State 1978-82
 Slaby, Lou, LB, Pittsburgh 1966
 Sloan, Dwight, B, Arkansas 1939-40
 Small, John, DT, Citadel 1973-74
 Smith, Bobby, DB, UCLA 1965-66
 Smith, Harry, T, USC 1940
 Smith, J. D., T, Rice 1964-66
 Smith, J. Robert, Iowa 1949-54
 Smith, Oscar, RB, Nicholls State, 1986
 Smith, Ricky, DB, Alabama State 1987
 Smith, Robert L., B, Texas A&M 1953-54
 Smith, Wayne, DB, Purdue 1980-82
 Sneddon, Robert, B, St. Mary's 1945
 Snell, Ray, G, Wisconsin 1985
 Soboleski, Joseph, T, Michigan 1950
 Sokolosky, John, C, Wayne State 1978
 Souders, Cecil, E, Ohio State 1947-49
 Spangler, Eugene, B, Tulsa 1946
 *Speelman, Harry, T, Michigan State 1940
 Spencer, Oliver, T, Kansas 1953, 1956, 1959-61
 Speth, George, T, Murray State 1942
 Spielman, Chris, LB, Ohio State 1988
 Stacco, Edward, T, Colgate 1947
 Stacy, James, T, Oklahoma 1935-37
 Staggers, Jon, WR, Missouri 1975
 Stanfel, Richard, G, San Francisco 1952-55
 Starning, Stephen, WR, McNeese State 1988
 Steele, Chuck, C, California 1987
 *Steen, James, T, Syracuse 1935-36
 Steffen, Jim, B, UCLA 1959-60
 Stephens, Hal, DE, East Carolina 1985
 Stevenson, Mark, G-C, Western Illinois 1985
 Stewart, Jim, DB, Tulsa 1979
 Stits, William, B, UCLA 1954-56
 *Stokes, Lee, C, Centenary 1937-39
 Stovall, Richard, C, Abilene Christian 1947-48
 Strauthers, Tom, DE, Jackson State 1988
 Strenger, Rich, T, Michigan 1983-87
 Stringfellow, Joseph, E, Miss. So. 1942
 Stuart, Roy, T, Tulsa 1943
 Studstill, Pat, FL, Houston 1961-67
 Susic, Stephen, B, Illinois 1947-48
 Sugar, Leo, E, Purdue 1962
 Sully, Ivory, DB, Delaware 1987
 Sumler, Tony, DB, Wichita State 1978
 Summers, Wilbur, Louisville 1977
 Summerall, George, E, Arkansas 1952
 Sunter, Ian, K, No College 1976
 Swain, Bill, LB, Oregon 1968-69
 *Sweetan, Karl, QB, Wake Forest 1966-67
 Swicki, William, E, Columbia 1951-52
 Swider, Larry, P, Pittsburgh 1979
 Szakash, Paul, B, Montana 1938-42
 *Szymanski, Frank, C, Notre Dame 1945-47

T Tassos, Damon, G, Texas A&M 1945-46
 Tatarak, Bob, DT, Miami (Ohio) 1972
 Tautolo, Terry, LB, UCLA 1981-82, 1984
 Taylor, Altie, RB, Utah State 1969-75

continued
 219

Teal, Jim, LB, Purdue 1973
 Tearry, Larry, C, Wake Forest 1978-79
 Ten Napel, Garth, LB, Texas A&M 1976-77
 Terry, Nat, DB, Florida State 1978
 Thomas, Bob, K, Notre Dame 1982
 Thomas, Calvin, G, Tulsa 1939-40
 Thomas, Russell, T, Ohio State 1946-49
 Thomason, James, B, Texas A&M 1945
 Thompson, Bobby, RB, Oklahoma 1975-76
 Thompson, Bobby, DB, Arizona 1964-68
 Thompson, Dave, C, Clemson 1971-73
 Thompson, Jesse, WR, California 1978-81
 Thompson, Leonard, WR, Okla. St. 1975-86
 Thompson, Robert, LB, Michigan 1987
 Thompson, Vince, RB, Villanova 1981-83
 Thrower, Jim, DB, East Texas St. 1973-75
 Thuerk, Owen, E, St. Joseph (Ind.) 1941
 Todd, Jim, HB, Ball State 1966
 Tolle, Stuart, NT, Bowling Green State 1987
 Tomasetti, Louis, B, Bucknell 1941
 Tonelli, Anthony, C, USC 1939
 Topor, Ted, LB, Michigan 1955
 Torgeson, LaVern, C, Wash. St. 1951-54
 Tracey, Thomas, B, Tennessee 1956-57
 Treadway, John, T, Hardin-Simmons 1949
 Trebolich, Ivan, B, St. Mary's 1944-45
 Tressa, Thomas, G, Davis-Elkins 1942
 Triplett, Bill, RB, Miami (Ohio) 1968-72
 Triplett, Wallace, B, Penn State 1949-50
 Tripson, John, T, Mississippi State 1941
 Tripucka, Frank, QB, Notre Dame 1949
 Truvillion, Eric, WR, Florida A&M 1987
 Tsoutsouvas, John, C, Stanford 1940
 Turner, Tom, DT, Hawaii 1980
 Tully, Darrell, B, E. Texas Teachers 1939
 Turner, Harold, E, Tennessee State 1954
 Turnure, Tom, C-G, Washington 1980-83, 1985-86
 Tyler, Maurice, Morgan State 1976

U Uremovich, Emil, T, Ind. 1941-42, 1945-46

V Van Horn, Doug, G, Ohio State 1966
 Van Tone, Arthur, B, Southern Mississippi 1943-45
 Vanzo, Frederick, B, Northwestern 1938-41
 Vargo, Larry, E, Detroit 1963
 Vaughn, Charles, B, Tennessee 1935
 Vaughn, Tom, DB, Iowa State 1965-71
 Vezmar, Walter, T, Michigan State 1946-47

W Wagner, Sidney, G, Mich. State 1936-38
 Wagoner, Dan, DB, Kansas 1982-84
 Walker, E. Doak, B, SMU 1950-55
 Walker, Wayne, LB, Idaho 1958-72
 Walker, Willie, FL, Tennessee State 1966
 Walters, Rod, G, Iowa 1979
 Walton, Chuck, G, Iowa State 1967-74
 Walton, Larry, WR, Arizona State 1969-76
 Ward, Elmer, C, Utah State 1935-36
 Ward, Paul, T, Whitworth 1961-62
 Ward, William, G, Washington St. 1947-49
 Warne, Jim, T, Arizona State 1987
 Washington, Dave, LB, Alcorn St. 1978-79
 Washington, Gene, WR, Stanford 1979
 Watkins, Bobby, DB, Southwest Texas State 1982-88
 Watkins, Larry, RB, Alcorn A&M 1969
 Watkins, Tom, HB, Iowa State 1962-67
 Watson, Joseph, C, Rice 1950
 Watt, Joseph, B, Syracuse 1947-48
 Weatherall, Jim, T, Oklahoma 1959-60
 Weaver, Charlie, LB, USC 1971-81
 Weaver, Herman, P, Tennessee 1970-76
 Webb, Ken, HB, Presbyterian 1958-62

Weber, Richard, B, St. Louis 1945
 Weger, Mike, DB, Bowling Green 1967-75
 Weiss, Howard, B, Wisconsin 1939-40
 Weithe, John, G, Xavier 1939-42
 Welch, Jim, RB, SMU 1968
 Wells, Warren, E, Texas Southern 1964
 West, Charlie, DB, Texas El Paso 1974-77
 Wester, Cleve, RB, Concordia 1987
 Westfall, Robert, B, Michigan 1944-47
 Wetterlund, Chet, B, Ill. Wesleyan 1942
 Wheeler, Mark, TE, Kentucky 1987
 White, Byron, B, Colorado 1940-41
 White, Daryl, G, Nebraska 1974
 White, Stan, LB, Ohio State 1980-82
 White, Wilbur, HB, Colorado A&M 1936
 White, William, CB, Ohio State 1988
 Whited, Mike, T, Pacific 1980
 Whitlow, Bob, G-C, Arizona 1961-65
 Whitsell, Dave, DB, Indiana 1958-60
 Wiatrak, John, C, Washington 1939
 Wickert, Tom, T, Washington State 1977
 Wickett, Lloyd, T, Oregon State 1943, 1946
 Wiese, Robert, B, Michigan 1947-48
 Williams, Bobby, DB, Central St. 1969-71
 Williams, Eric, DT-DE-NT, Washington State 1984-
 Williams, Eric T., DB, North Carolina State 1987
 Williams, Gardner, DB, St. Mary's 1984
 Williams, Jimmy, LB, Nebraska 1982-
 Williams, Ray, WR, Washington State 1980
 Williams, Rex, C, Texas Tech 1945
 Williams, Sam, DE, Mich. State 1960-65
 Williams, Scott, FB, Georgia 1986-
 Williams, Walt, DB, New Mexico State 1977-81
 Wilson, Camp, B, Tulsa 1946-49
 Winkler, Randy, T, Tarleton State 1967
 Winslow, Robert, E, USC 1940
 Witkowski, John, QB, Columbia 1984
 Witte, Mark, TE, North Texas St. 1987
 Wojciechowski, Alex, C, Fordham 1938-46
 Woit, Richard, B, Arkansas State 1955
 Wornack, Bruce, G, W. Texas State 1951
 Woodcock, John, DT, Hawaii 1976-80
 Woods, Larry, DT, Tennessee State 1971-72
 Woods, Robert, WR, Grambling 1979
 Woolfolk, Butch, RB, Michigan 1987-
 Wright, John, WR, Illinois 1969
 Wyatt, Doug, DB, Tulsa 1973-74
 Wyche, Sam, QB, Furman 1974

Y Yarbrough, Jim, T, Florida 1969-77
 Yipremian, Garo, K, No. College 1966-67
 Young, Adrian, LB, USC 1972
 Yowarsky, Walter, E, Kentucky 1955

Z Zatkoff, Roger, G, Michigan 1957-58
 Zawadzka, Jerry, E, Columbia 1967
 Zimmerman, Leroy, B, San Jose St. 1947
 Zolko, Mickey, RB, Auburn 1971-74
 Zuzzio, Anthony, G, Muhlenberg 1942

(*deceased)

DETROIT LIONS' DRAFT SINCE 1950

1950

BONUS CHOICE:

- HART, LEON
E, Notre Dame
1. WATSON, JOE
C, Rice
 2. Choice to Cleveland
 - 2B. McGRAW, THURMAN
T, Colorado
(From Philadelphia)
 3. MURAKOWSKI, ART
B, Northwestern
 4. KIELY, ERNIE
G, Texas-El Paso
 5. FITKIN, HAL
B, Dartmouth
 6. JASZEWSKI, FLOYD
T, Minnesota
 7. LEVERMAN, BILL
B, St. Edward's
 8. McALLISTER, RALPH
B, Minnesota
 9. WOOD, ED
G, Detroit
 10. MALCOLM, ROLAND
B, Gustavus Adolphus
 11. WILSON, JACK
T, Ohio State
 12. WALTERS, BUCKY
T, Brown
 13. RYAN, JIM
B, San Francisco
 14. SQUIRES, CLIFF
C, Nebraska Wesleyan
 15. WORTHINGTON, TOM
B, Northwestern
 16. GREINER, JERRY
C, Detroit
 17. CALLAHAN, CONNIE
B, Morningside
 18. STANSALK, DON
T, Denver
 19. CIFELLI, GUS
T, Notre Dame
 20. DAVIS, FRED
E, Maryland
 21. BREWER, GEORGE
B, Oklahoma
 22. TATE, JIM
T, Purdue
 23. HELLER, IRV
T, Boston U.
 24. McDOWELL, JIM
G, William & Mary
 25. GLICK, GENE
B, Michigan State
 26. LEE, BOBBY COY
B, Texas
 27. JOHNSON, ELBERT
E, Texas Tech
 28. KARRAS, JOHNNY
B, Illinois
 29. STEGER, RUSS
B, Illinois
 30. DeROIN, RUBE
C, Oklahoma State

1951

1. Choice to Philadelphia
2. STANFEL, DICK
G, San Francisco
3. DIBBLE, DORNE
E, Michigan State
4. D'ALONZO, PETE
B, Villanova
5. DORAN, JIM
E, Iowa State
- 5B. TORGESON, LaVERN
C, Washington State
(From New York Yanks)
6. CHRISTIANSEN, JACK
B, Colorado State
7. MONSEN, BOB
T, Ohio State
8. RAKLOVITS, DICK
B, Illinois
9. Choice to Cleveland
10. SHOAF, JIM
G, Louisiana State
11. ANDERSON, FRANKIE
E, Oklahoma State
12. Choice to Cleveland
13. SIEGERT, WAYNE
T, Illinois
14. WITTMER, LEE
T, Detroit
15. HILL, JIMMIE
B, Tennessee
16. GEREMSKY, TED
E, Pittsburgh
17. MEISENHEIMER, DARRELL
B, Oklahoma State
18. WOLGAST, EDDIE
B, Arizona
19. HANSON, GORDY
T, Washington State
20. GIBBONS, HARRY
B, South Dakota State
21. BLOCK, KING
B, Idaho
22. FOLDBERG, DAN
E, Army
23. GABRIEL, DICK
B, Lehigh
24. BUKSAR, GEORGE
B, Purdue
25. HARRIS, DICK
C, Texas
26. KAZMIERSKI, FRANK
C, West Virginia
27. ALLIS, HARRY
E, Michigan
28. PEOT, DICK
T, South Dakota State
29. WOMACK, BRUCE
T, West Texas State
30. HORWATH, RON
B, Detroit

1952

1. Choice to Cleveland
2. Choice to Chicago Cardinals

3. LARY, YALE
B, Texas A&M
4. SUMMERALL, PAT
E, Arkansas
5. MILLER, BOB
T, Virginia
6. COOPER, GORDON
E, Denver
7. GARDNER, WES
C, Utah
8. DUBLINSKI, TOM
B, Utah
9. GANDEE, SHERWIN
E, Ohio State
10. DOWDEN, STEVE
T, Baylor
11. FLOWERS, KEITH
C, Texas Christian
12. ROSHIO, JIM
B, Louisiana State
13. McDONALD, CARROLL
C, Florida
14. OLIVERSON, RAY
B, Brigham Young
15. BURGAMY, JOHN
G, Georgia
16. Choice to Cleveland
17. LAURICELLA, HANK
B, Tennessee
18. CAMPBELL, STAN
G, Iowa State
19. EARON, BLAINE
E, Duke
20. MAINS, GIL
T, Murray State
21. BOYKIN, ARNOLD
B, Mississippi
22. DAVID, JIM
E, Colorado State
23. MAXWELL, HAL
E, Mississippi
24. WERCKLE, BOB
T, Vanderbilt
25. BAILEY, BY
B, Washington State
26. TERRY, BUDDY
E, Stephen F. Austin
27. TROUT, BOB
E, Baylor
28. TURNER, HAL
E, Tennessee State
29. HUDSON, ART
B, Western Illinois
30. DILLON, RAY DON
B, Prairie View A&M

1953

1. SEWELL, HARLEY
G, Texas
2. GEDMAN, GENE
B, Indiana
3. Choice to Cleveland
4. ANE, CHARLIE
T, Southern California
5. Choice to Philadelphia

continued

6. SPENCER, OLLIE
T, Kansas
7. SCHMIDT, JOE
C, Pittsburgh
8. CARPENTER, LEW
B, Arkansas
9. McCORMICK, CARLTON
C, Texas Christian
10. GASKIN, DREHER
E, Clemson
11. MESSENGER, ELMER
G, Washington State
12. SPENCER, LARRY
B, Wake Forest
13. THOMAS, BOB
E, Washington & Lee
14. BARGER, JACK
T, New Mexico
15. TOPOR, TED
B, Michigan
16. VOLONNINO, BOB
B, Army-Villanova
17. GREEN, RAY
T, Duke
18. MIODUSZEWSKI, ED
B, William & Mary
19. HELD, PAUL
B, San Diego State (Future)
20. HART, GERRY
T, Army-Mississippi State
21. TATA, BOB
B, Virginia
22. RETZLAFF, PETE
B, South Dakota State
23. KARILIVACZ, CARL
B, Syracuse
24. GRANT, TRUETT
T, Duke
25. BROWN, MARV
B, East Texas State
26. DOOLEY, JIM
C, Penn State
27. PARKER, JACKIE
B, Mississippi State
28. PEPPER, LAURIN
B, Southern Mississippi
29. RECTOR, HARLEY
T, Wayne State (Neb.)
30. MAUS, HAL
E, Montana

1954

1. CHAPMAN, DICK
T, Rice
2. NEAL, JIM
C, Michigan State
3. BOWMAN, BILL
B, William & Mary
4. STITTS, BILL
B, UCLA
(from Washington)
- 4B. McCANTS, HOWARD
E, Washington State
5. PAROZZO, GEORGE
T, William & Mary
6. JACUS, PENCE
B, Southwest Texas
(from Green Bay)
- 6B. KERCHER, DICK
B, Tulsa

7. CROSS JACK
B, Utah
8. DAVID, MILT
B, UCLA
9. LAWSON, BOB
B, Cal Poly-SLO
10. CARROLL, JACK
E, Holy Cross
11. SCHWENK, MILT
T, Washington State
12. HARTMAN, BOB
T, Oregon State
13. SWIERCZEK, JIM
B, Marshall
14. NOVAK, RAY
B, Nebraska
15. HINDERLIDER, KIRK
E, Colorado State
16. CHUOKE, BOB
T, Houston
17. KASER, RICK
B, Toledo
18. HAYES, NORM
T, Idaho
19. GRAVES, BUSTER
T, Arkansas
20. DURRANT, JIM
G, Utah
21. KISTLER, JACK
B, Duke
22. BRUNDAGE, DEWEY
E, Brigham Young
23. SHANAFELT, JACK
T, Pennsylvania
24. BURROWS, BOBBY
G, Duke
25. WOIT, DICK
B, Arkansas State
26. GEORGE, JIM
T, Syracuse
27. RZESZUT, DICK
C, Benedictine
28. RUTSCHMAN, DOLPH
B, Linfield
29. BERTRAND, MEL
C, Idaho
30. HORTON, ELLIS
B, Eureka (Illinois)

1955

1. MIDDLETON, DAVE
B, Auburn
2. SALSURY, JIM
G, UCLA
3. McCORD, DARRIS
T, Tennessee
4. MALLOY, GORDON
B, Miami
(from Washington)
- 4B. RILEY, LEE
B, Detroit
5. BROOKS, BUD
G, Arkansas
6. CHILDERS, ELIJAH
T, Prairie View A&M
7. ZAGERS, BERT
B, Michigan State
8. CUNNINGHAM, LEON
C, South Carolina
(from Pittsburgh)

- 8B. HOLLAND, LAMOINE
E, Rice
(From Cleveland)
- 8C. WALKER, BILL
E, Maryland
9. JENKINS, WALT
T, Wayne State
10. GASTALL, TOM
B, Boston U.
11. McDermott, HERB
T, Iowa State
12. GOIST, DICK
B, Cincinnati
13. HENDERSON, DON
T, Utah
14. GAJDA, JERRY
B, Benedictine
15. ATKINS, GEORGE
G, Auburn
16. MARR, AL
E, Bradley
17. DON DALY
B, Eastern Kentucky
18. OLEKSIK, PAT
B, Tennessee
19. MULLER, BOB
C, Eastern Kentucky
20. MAHAFFEY, FRED
B, Denver
21. WALTERS, JIM
T, Mississippi
22. ALBRECHT, GEORGE
B, Maryland
23. GALUSKA, GEORGE
B, Wyoming
24. FLACKE, BOB
G, Holy Cross
25. MILLER, DICK
T, Illinois
26. McDONALD, DUNCAN
B, Michigan
27. TROKA, MIKE
B, Trinity (Connecticut)
28. LOVELL, HARRY
G, South Carolina
29. DEARING, BILL
B, Florida
30. HATCH, CHARLEY
E, Utah State

1956

1. CASSADY, HOWARD
B, Ohio State
2. Choice to Los Angeles
3. McILHENNY, DON
B, Southern Methodist
4. REICHOW, JERRY
QB, Iowa
5. TRACY, TOM
B, Tennessee
6. LISK, BOB
C, William & Mary
7. CRONIN, GENE
G, Pacific
8. POWELL, JACK
T, Texas A&M
9. JONES, CALVIN
G, Iowa
10. SILAS, JOE
DE, South Carolina

11. **WACKER, LEW**
B, Richmond
- 11B. **SELEP, TOM**
B, Maryland
(from Pittsburgh)
12. **NUNNERY, BOB**
T, Louisiana State
13. **FERGUSON, O.K.**
B, Louisiana State
14. **FALLS, RONNIE**
LB, Duke
15. **ALLERT, HORACE**
DE, Southwest Texas State
16. **ZYZDA, LEW**
DE, Purdue
17. **WIND, KEN**
E, Houston
18. **PETRARCA, EMIDIO**
B, Boston College
19. **VAUGHN, DALE**
B, Virginia Military
20. **STEPHENSON, JOE**
E, Vanderbilt
21. **BLECHEN, BOB**
C, Whittier
22. **MARAZZA, DICK**
T, Clemson
23. **GARRARD, BOB**
B, Georgia
24. **WALZ, JARV**
E, Central Michigan
25. **HALL, JERRY**
B, Rice
26. **WALDEN, JOE**
B, West Texas State
27. **BURNTHORNE, BRYAN**
G, Tulane
28. **SMITH, JOHN**
G, Northwestern
29. **PETERS, DOUG**
B, UCLA
30. **GIBBENS, JOHN**
T, Southwest Texas State

1957

1. **GLASS, BILL**
G, Baylor
2. **GORDY, JOHN**
T, Tennessee
3. **BARR, TERRY**
B, Michigan
4. **JUNKER, STEVE**
E, Xavier
5. **BARROW, JOHN**
G, Florida
6. **RUSSELL, KEN**
T, Bowling Green
7. **LEAHY, GERRY**
E, Colorado
8. **LIDDICK, DAVE**
T, George Washington
9. **NIKKEL, JOHN**
E, Texas Christian
10. **RYCHLEC, TOM**
E, American International
11. **OSTERICH, CARL**
C, Missouri
12. **O'BRIEN, CHARLIE**
E, Valparaiso

13. **WEST, BILL**
B, Eastern Oregon
14. **SMITH, PHIL**
B, Jacksonville State
15. **ALDERTON, GENE**
C, Maryland
16. **OLSON, HILLMER**
C, Virginia Tech
17. **KEMP, JACK**
QB, Occidental
18. **WEENIG, JAY**
G, Brigham Young
19. **GUNDERMAN, BOB**
E, Virginia
20. **LAZZERINO, ALEX**
T, South Carolina
21. **MEREDITH, DUDLEY**
T, Lamar
22. **SCHULTE, TOM**
E, Eastern Kentucky
23. **GILLAR, GEORGE**
B, Texas A&M
24. **SCALES, JOE**
B, Vanderbilt
25. **JOHNSON, CARL**
B, South Dakota
26. **MUELHAUPT, ED**
G, Iowa State
27. **TRAFAS, DICK**
E, St. Thomas (Minn.)
28. **SMITH, JOE**
B, Houston
29. **MARTIN, HUGH**
G, Pomona
30. **SHILL, MIKE**
T, Furman
15. **SCHELDORP, JOHN**
E, Iowa State
(from San Francisco)
- 15B. **MOHLMAN, JERRY**
B, Benedictine
16. **RINGQUIST, GORDON**
T, Central Michigan
17. **GURASICH, WALT**
G, Southern California
18. **AUSTIN, BILL**
C, Auburn
(from Pittsburgh)
- 18B. **CARRIER, LARRY**
B, Kansas
19. **BOTTOS, DAVE**
B, Murray State
20. **CURRY, BILL**
T, Western Kentucky
21. **WAGSTAFF, JIM**
B, Idaho State
22. **NIDIFFER, BUDDY**
E, South Carolina
23. **DESTINO, FRANK**
B, South Carolina
24. **WHITSELL, DAVE**
B, Indiana
25. **COOK, JIM**
B, Auburn
26. **BRUCE, JOE**
T, Middle Tennessee State
27. **AGERS, DON**
T, Missouri-Rolla
28. **PITT, JACK**
E, South Carolina
29. **HERZOG, HENRY**
B, Kentucky
30. **BRONSON, TOMMY**
B, Tennessee

1958

1. **KARRAS, ALEX**
T, Iowa
2. **Choice to Chicago Cardinals**
3. **Choice to Cleveland**
4. **WALKER, WAYNE**
C, Idaho
5. **Choice to Cleveland**
6. **LEWIS, DANNY**
B, Wisconsin
7. **PFEIFER, RALPH**
B, Kansas State
(from San Francisco)
- 7B. **DUTTEN, HAL**
T, Virginia
8. **KOEPPER, KARL**
G, Bowling Green
(from Pittsburgh)
- 8B. **BLAZER, PHIL**
T, North Carolina
9. **LOFTIN, JIM**
B, Alabama
(from Pittsburgh)
- 9B. **PAOLUCCI, BEN**
T, Wayne State
10. **SCHAUBACH, ELLIOTT**
T, William & Mary
11. **CHANEY, CLAUDE**
B, Dayton
12. **BOUTTE, HAL**
E, San Jose State
13. **MARONEY, BARRY**
B, Cincinnati
14. **WEBB, KEN**
B, Presbyterian

1959

1. **PIETROSANTE, NICK**
FB, Notre Dame
2. **HORTON, CHARLEY**
G, Baylor
- 2B. **RABOLD, MIKE**
T, Indiana
(from Pittsburgh)
3. **KOES, RON**
C, North Carolina
- 3B. **LUCIANO, RON**
T, Syracuse
(from Baltimore)
4. **BRANDRIFF, ART**
B, Virginia Military
- 4B. **GROTTKAU, BOB**
B, Oregon State
(from New York Giants)
5. **Choice to Cleveland**
6. **Choice to Chicago Cardinals**
- 6B. **GUESMAN, DICK**
T, West Virginia
(from Pittsburgh)
7. **DONNELL, BEN**
C, Vanderbilt
8. **LONDEN, JIM**
T, Oregon
9. **SMITH, CARL**
B, Tennessee
10. **LARAWAY, JACK**
B, Purdue
11. **JACOBS, HARRY**
G, Bradley

continued

12. STEHOUWER, RON
T, Colorado State
13. STEFFEN, JIM
B, UCLA
14. BALDWIN, JIM
C, McMurry
15. MAHER, BRUCE
B, Detroit
16. McGEE, GEORGE
T, Southern
17. RUDOLPH, JACK
E, Georgia Tech
18. HOLDEN DAVE
T, Los Angeles State
19. GRANDERSON, RUFUS
T, Prairie View A&M
20. MCGREW, DAN
C, Purdue
21. DAVIS BUDDY
B, Richmond
22. SHIELDS, LEBRON
T, Tennessee (Future)
23. CESARIO, SAL
T, Denver
24. RIDDLE, FRED
B, Pittsburgh
25. CHAMBERLAIN, DAN
E, Sacramento State
26. BRADLEY, JIM
B, Lincoln (Mo.)
27. JERRY, BILL
T, South Carolina
28. MATTHEWS, VINCE
B, Texas
29. SIME, DAVE
E, Duke
30. STOVER, RON
E, Oregon

1960

1. ROBINSON, JOHN
HB, Louisiana State
2. RABB, WARREN
QB, Louisiana State
3. SCHOLTZ, BOB
C, Notre Dame
4. ANDREOTTI, JIM
C, Northwestern
- 4B. BROWN, ROGER
T, Maryland State
(From Pittsburgh)
5. Choice to Green Bay
6. COGDAIL, GAIL
E, Washington State
7. NORTON, JIM
DB, Idaho
8. Choice to Washington
9. MESSNER, MAX
C-LB, Cincinnati
10. ALDERMAN, GRADY
T, Detroit
- 10B. O'BRIEN JAMES
T, Boston College
(From Philadelphia)
11. AUCERMAN, TED
DB, Indiana
12. ROSS, DAVE
E, Los Angeles State
13. TUNNEY, PETE
HB, Occidental
14. GLASGOW, JIM
T, Jacksonville State

15. HARPER, DARRELL
HB, Michigan
16. RASSO, STEVE
DB, Cincinnati
17. HUDSON, BOB
DE, Louisiana Tech
18. WALTON, FRANK
HB, John Carroll
19. PREBOLA, GENE
E, Boston U.
20. LOOK, DEAN
QB, Michigan State

1961

1. Choice to Cleveland
2. LaROSE, DAN
E, Missouri
3. MILLS, DICK
T, Pittsburgh
(From Pittsburgh)
- 3B. ANTWINE, HOUSTON
G, Southern Illinois
4. HARTLINE, RON
FB, Oklahoma
5. FAISON, EARL
E, Indiana
- 5B. PUCKET, RON
T, Los Angeles State
(From Philadelphia)
6. Choice to Cleveland
7. Choice to St. Louis
8. Muff, LARRY
E, St. Benedict's
9. BROOKS, BOB
FB, Ohio U.
10. LINDEN, ERROL
E, Houston
11. VARGO JR., LARRY
E, Detroit (Future)
12. RODGERS, TOM
B, Kentucky
13. HODGE, PAUL
LB, Pittsburgh
14. BOWERS, CHARLEY
HB, Arizona State
15. LAUBER, MIKE
E, Wisconsin State
16. KRANTZ, GUS
T, Northern Michigan
17. GOODE, TOM
LB, Mississippi State
18. GREGOR, JOHN
T, Montana
19. VALESANO JR., GENE
B, Northern Michigan
20. LEWIS, TOM
B, Lake Forest

1962

1. HADL, JOHN
QB, Kansas
2. WILSON, EDDIE
QB, Arizona
3. THOMPSON, BOBBY
HB, Arizona
4. LOMAKOSKI, JOHN
T, Western Michigan
(From Pittsburgh)
- 4B. FERGUSON, LARRY
HB, Iowa (Future)
5. BIRDWELL, DAN
C, Houston

6. BUNDRA, MIKE
T, Southern California
7. HALL, TOM
E, Minnesota
8. HOOPER, MURDOCK
T, Houston
- 8B. IMPERIALE, FRANK
G, Southern Illinois
(From Cleveland)
9. GRANT, TODD
C, Michigan
10. ARCHER, JERRY
C, Pittsburgh State (Future)
11. ANDERSON, KARL
T, Bowling Green
12. SPRUTE, GAIL
C, Winona State
13. KNIGHT, SHERLOCK
T, Central State (Ohio)
14. DAVIDSON, JIM
B, Maryland
15. BROADBENT, DICK
E, Delaware
16. SESTAK, TOM
E, McNeese State
17. WICKLEIN, RUCKER
C, Marshall
18. ZUGER, JOE
QB, Arizona State
19. BERNHARDT, JIM
T, Linfield
20. BROWN, BOB
E, Michigan (Future)

1963

1. SANDERS, DARYL
T, Ohio State
2. WILLIAMS, ROY
T, University of Pacific
3. Choice to Philadelphia
4. WALTON, CHUCK
G, Iowa State
5. Choice to Cleveland
6. KING, DON
HB, Syracuse
7. GAMBLE, JOHN
G, University of Pacific
8. GAUBATZ, DENNIS
LB, Louisiana State
9. DILL, KEN
LB, Mississippi (Future)
10. RYDER, NICK
FB, Miami (Fla.)
11. KASSULKE, KARL
HB, Drake
12. JANIK, TOM
B, Texas A&I
13. CLARK, ERNIE
LB, Michigan State
14. O'Brien, Bill
T, Xavier
15. SIMON, JAMES
E-LB, Miami (Fla.)
16. JOHNSON, CHARLIE
T, Villanova
17. FRANTZ, GENE
B, Brigham Young
18. GREER, ALBERT
E, Jackson State
19. REEBERG, LUCIAN
T, Hampton Institute
20. SCARBOROUGH, GORDON
B, East Texas St. (Future)

1964

1. BEATHARD, PETE
QB, Southern California
2. SNORTON, MATT
E, Michigan State
3. PHILBIN, GERRY
T, Buffalo
- 3B. BATTEN, PAT
FB, Hardin Simmons
(From Philadelphia)
4. HILGENBERG, WALLY
G, Iowa
5. NELSON, JAMES
HB, Alabama
6. HILTON, JOHN
TE, Richmond (Future)
7. PARCELLS, BILL
T, Wichita
8. Choice to St. Louis
9. RASMUSSEN, WAYNE
DB, South Dakota State
10. HAND, LARRY
T, Appalachian State (Future)
- 10B. HOLTON, GLENN
HB, West Virginia
(From Baltimore)
11. HYNÉ, DON
T, Baldwin-Wallace
12. WELLS, WARREN
E, Texas Southern
13. MILLER, JOHN
DE, Idaho State
14. BICKLE, DOUG
DE-K, Hillsdale (Future)
15. LaLONDE, ROGER
DT, Muskingum
16. ROBINSON, ALLAN
HB, Brigham Young
17. PROVENZANO, JOE
T, Kansas State
18. LANGLEY, WILLIS
T, Louisiana State
19. ZELLMER, BRUCE
DB, Winona State
20. BARILA, STEVE
T, Wichita State

1965

1. NOWATZKE, TOM
FB, Indiana
2. RUSH, JERRY
T, Michigan State
3. BILETNIKOFF, FRED
FL, Florida State
4. Choice to Dallas
- 4B. MYERS, TOM
QB, Northwestern
(From Pittsburgh)
5. FLYNN, JOHN
E, Oklahoma
- 5B. VAUGHN, TOM
HB, Iowa State
(From New York Giants)
- 5C. FLANAGAN, ED
C, Purdue
(From Minnesota)
6. HAWKINS, EARL
HB-FB, Emory & Henry (Future)
7. KOWALKOWSKI, BOB
G, Virginia (Future)
- 7B. KENT, GREG
T, Utah (Future)
(From Minnesota)

8. HARBIN, LARRY
B, Appalachian State
9. McLENNA, BRUCE
B, Hillsdale (Future)
10. PENNIE, FRANK
T, Florida
11. KEARNEY, JIM
DB, Prairie View
12. MOORE, JAMES
DE, North Texas State
13. JACOBSON, JACK
B, Oklahoma State
14. BROWN, LARRY
B, Oklahoma (Future)
15. DICKEY, WALLACE
E, Southwest Texas State
16. SMITH, JOHN
T, Maryland State
17. ODOM, SONNY
HB, Duke (Future)
18. SWEETAN, KARL
QB, Wake Forest
19. LOVE, PRESTON
FL, Nebraska
20. WILSON, GEORGE
QB, Xavier (Future)

1966

1. Choice to Green Bay
2. EDDY, NICK
HB, Notre Dame (Future)
3. MALINCHAK, BILL
E, Indiana
4. VAN HORN, DOUG
G, Ohio State
(From New York Giants)
- 4B. WALKER, WILLIE
FL, Tennessee A&I
5. CODY, BILL
LB, Auburn
(From Pittsburgh)
5. Choice to Cleveland
6. DE SUTTER, WAYNE
T, Western Illinois
(From Minnesota)
- 6B. Choice to Philadelphia
7. ROBINSON, JOHN
E, Tennessee A&I (Future)
8. PINCAVAGE, JOHN
HB, Virginia
9. CUNNINGHAM, DICK
G, Arkansas (Future)
10. YATES, BRUCE
T, Auburn
(From Minnesota)
- 10B. BRIGHAM, TOM
DE, Wisconsin
11. O'BILLOVICH, JACK
LB, Oregon State
12. WINKLER, RANDY
T, Tarleton State (Future)
13. MASELTER, BILL
T, Wisconsin
14. MOORE, DENIS
T, Southern Calif. (Future)
15. SULLIVAN, BILL
DE, West Virginia
16. GENDRON, JERRY
E, Wisconsin-Eau Claire
17. DUNLAP, RALPH
DE, Baylor
18. JOHNSON, BILL
E, Livingston
19. BAIER, BOB
T, Simpson

20. SMITH, ALLEN
HB, Findlay (Future)

1967

1. FARR, MEL
HB, UCLA
2. BARNEY, LEM
DB, Jackson State
3. NAUMOFF, PAUL
LB, Tennessee
4. KAMANU, LEW
DE, Weber State
5. Choice to Philadelphia
6. JONES, TIM
QB, Weber State
- 6B. McCABRIDGE, JOHN
DE, Northwestern
(From Washington)
7. TUINSTRAL, TED
T, Iowa State
8. Choice to St. Louis
9. WEGER, MIKE
DB, Bowling Green
10. HAYHOE, JERRY
G, Southern California
11. SHIRLEY, RAY
T, Arizona State
12. WATTS, ERIC
DB, San Jose State
13. WRIGHT, LAMAR
G, Georgia Tech
14. ROBINSON, CLEVELAND
DE, South Carolina State
15. BURKE, SAM
DB, Georgia Tech
16. ZAWADZKAS, JERRY
TE, Columbia
17. RAMSEY, KEN
DT, Northwestern

1968

1. LANDRY, GREG
QB, Massachusetts
- 1B. McCULLOCH, EARL
FL, Southern California
2. DePOYSTER, JERRY
K, Wyoming
3. Choice to San Francisco
- 3B. SANDERS, CHARLIE
TE, Minnesota
(From Cleveland through
Los Angeles)
4. MOONEY, ED
LB, Texas Tech
5. ODLE, PHIL
E, Brigham Young
6. SPITZER, MIKE
DE, San Jose State
7. Choice to New Orleans
8. MILLER, TERRY
LB, Illinois
9. BARTON, GREG
QB, Tulsa
10. LIGGINS, GRANVILLE
LB, Oklahoma
11. LITTLE, DWIGHT
G, Kentucky
12. CARUTHERS, ED
S, Arizona
13. BAILEY, CHUCK
T, Humboldt State

continued

14. DAVIS, RICH
E, Upsala
15. OLIVER, JIM
RB, Colorado State
16. ROKITA, BOB
DE, Arizona State
17. Choice to Minnesota

1969

1. Choice to Los Angeles
2. TAYLOR, ALTIE
RB, Utah State
- 2B. YARBOROUGH, JIM
TE, Florida
(From Los Angeles)
3. WALTON, LARRY
FL, Arizona State
(From New Orleans)
4. Choice to San Francisco
5. Choice to Minnesota
through Pittsburgh
6. Choice to Atlanta
7. Choice to Atlanta
8. CARR, JIM
T, Jackson State
9. RASLEY, ROCKY
G, Oregon State
10. BERGUM, BOB
DE, Wisconsin-Platteville
11. WALKER, RON
DE, Morris Brown
12. HADLOCK, BOB
DT, George Fox
13. WILSON, BOWIE
RB, Southern California
14. HOEY, GEORGE
FL, Michigan
15. GOUGH, FRED
LB, Texas-Arlington
16. SPAIN, KEN
DE, Houston
- 16B. STAHL, JOHN
G, Fresno State
(From Minnesota)
17. STEELE, GARY
TE, Army

1970

1. OWENS, STEVE
RB, Oklahoma
2. PARSON, RAY
G, Minnesota
3. MITCHELL, JIM
DE, Virginia State
4. Choice to N.Y. Giants
5. PARKER, BOB
G, Memphis State
6. TERRY TONY
DT, Southern California
7. GEDDES, KEN
LB, Nebraska
8. Choice to St. Louis
9. WEAVER, HERMAN
P, Tennessee
10. MAXWELL, BRUCE
RB, Arkansas
11. LAIRD, ROGER
DB, Kentucky State
12. MURRELL, EMANUEL
DB, Cal-Poly SLO
13. HAVERDICK, DAVE
DT, Morehead State

14. BROWN, CHARLIE
WR, No. Arizona
15. HANEY, BOB
T, Idaho
16. TODD, JERRY
DB, Memphis State
17. MARSHALL, JESSE
DT, Centenary

1971

1. BELL, BOB
DT, Cincinnati
2. THOMPSON, DAVE
C-G, Clemson
(From Philadelphia)
- 2B. WEAVER, CHARLIE
LB, Southern California
3. CLARK, AL
DB, Eastern Michigan
4. WOODS, LARRY
DT, Tennessee State
5. NEWELL, PETE
G, Michigan
6. HARRIS, FRANK
QB, Boston College
(From Los Angeles
through Philadelphia)
- 6B. FRANKLIN, HERMAN
WR, Southern California
7. WHELESS, BROWNIE
T, Rice
8. LEE, KEN
LB, Washington
9. ZOFKO, MICKEY
RB, Auburn
10. Choice to Philadelphia
11. WEBB, PHIL
DB, Colorado State
12. PILCONIS, BILL
WR, Pittsburgh
13. ABERCROMBIE, DAVID
RB, Tulane
14. LORENZ, TOM
TE, Iowa State
15. COATES, ED
WR, Central Missouri
16. KUTCHINSKI, TOM
DB, Michigan State
17. JOLLY, GORDON
T, Utah

1972

1. ORVIS, HERB
DE, Colorado
2. Choice to Atlanta
3. SANDERS, KEN
DE, Howard Payne
(From Philadelphia)
- 3B. Choice to Philadelphia
4. Choice to Dallas
5. Choice to Los Angeles
6. POTTS, CHARLES
DB, Purdue
7. STODAMIRE, CHARLES
WR, Portland State
8. STUCKY, HENRY
DB, Missouri
9. MCCLINTOCK, BILL
DB, Drake
10. TEAL, JIM
LB, Purdue

11. WALDRON, BOB
DT, Tulane
12. BRADLEY, PAUL
WR, Southern Methodist
13. KIRSCHNER, JOHN
TE, Memphis State
14. KELLY, ERIC
T, Whitworth
15. ROACH, STEVE
LB, Kansas
16. JENKINS, LEON
DB, West Virginia
17. TYLER, MIKE
DB, Rice

1973

1. PRICE, ERNEST
DE, Texas A&I
2. CROSSWHITE, LEON
RB, Oklahoma
3. BRADY, JOHN
TE, Washington
(From Chicago)
- 3B. LASLAVIC, JIM
LB, Penn State
- 3C. JOHNSON, LEVI
DB, Texas A&I
(From Oakland
through Los Angeles)
4. HENNIGAN, MIKE
LB, Tennessee Tech
(From New Orleans)
- 4B. JAURON, DICK
RB, Yale
(From Atlanta)
- 4C. HOOKS, JIM
RB, Central State
5. Choice to San Diego
through Washington
6. Choice to St. Louis
7. ANDREWS, JOHN
DT, Morgan State
8. MCCARY, PRENTICE
DB, Arizona State
- 8B. BLEDSOE, JOHN
RB, Ohio State
(From Cleveland)
9. DEAN, IRA
DB, Baylor
10. BONNER, RAY
DB, Middle Tennessee
11. FREEMAN, SCOT
WR, Wyoming
12. SCOTT, TOM
WR, Washington
13. MOSS, JOHN
LB, Pittsburgh
14. COREY, JAY
T, Santa Clara
15. HANSEN, DAN
DB, Brigham Young
16. NICKLES, LARRY
WR, Dayton
17. BELGRAVE, EARL
T, Ohio State

1974

1. O'NEIL, ED
LB, Penn State
(From New Orleans)

1B. Choice to New Orleans

2. **HOWARD, BILLY**
DT, Alcorn A&M
 3. **BUSSEY, DEXTER**
RB, Texas-Arlington
 4. **Choice to St. Louis**
 5. **CAPRIA, CARL**
DB, Purdue
 6. **BURDEN, WILLIE**
RB, North Carolina State
(From New Orleans)
- 6B. **DAVIS, JIM**
G, Alcorn A&M
7. **HERRERA, EFRIN**
K, UCLA
 8. **DENIMARCK, MIKE**
LB, Emporia (Kan.)
 9. **Choice to Los Angeles**
 10. **WOOLEY, DAVID**
RB, Central State (Okla.)
 11. **BLAIR, T. C.**
TE, Tulsa
 12. **WAKEFIELD, MARK**
WR, Tampa
 13. **ROTHWELL, FRED**
C, Kansas State
 14. **JONES, DAVID**
DB, Howard Payne
 15. **WELLS, JOHN**
G, Kansas State
 16. **WILSON, MYRON**
DB, Bowling Green
 17. **TEMPLE, COLLIS**
DE, Louisiana State

1975

1. **BODEN, LYNN**
G, S. Dakota State
 2. **ENGLISH, DOUG**
DT, Texas
 3. **Choice to New Orleans**
through Minnesota
 4. **HERTWIG, CRAIG**
T, Georgia
 5. **Choice to Cleveland**
 6. **COOPER, FRED**
DB, Purdue
(From New Orleans)
- 6B. **KING, HORACE**
RB, Georgia
(From New England)
- 6C. **FRANKLIN, DENNIS**
QB-WR, Michigan
7. **MURPHY, MIKE**
WR, Drake
 8. **THOMPSON, LEN**
RB, Oklahoma State
 9. **STRINKO, STEVE**
LB, Michigan
 10. **BOYD, BRAD**
TE, Louisiana State
 11. **MYERS, STEVE**
G, Ohio State
 12. **ROUNDTREE, ANDRE**
LB, Iowa State
 13. **SMITH, JIM**
RB, North Carolina Central
 14. **McMILLAN, JIM**
QB, Boise State
 15. **GREEN, RUDY**
RB, Yale
 16. **CHAVES, LES**
DB, Kansas State
 17. **LANCASTER, MARK**
G, Tulsa

1976

1. **HUNTER, JAMES**
DB, Grambling
(From Chicago)
 - 1B. **GAINES, LAWRENCE**
RB, Wyoming
 2. **LONG, KEN**
G, Purdue
- 2B. **HILL, DAVID**
TE, Texas A&M
(From Washington
through San Diego)
3. **BOLINGER, RUSS**
T, Long Beach State
(From Chicago)
 - 3B. **WOODCOCK, JOHN**
DT, Hawaii
 4. **Choice to Chicago**
through Miami
 5. **Choice to San Francisco**
 - 5B. **SCAVELLA, STEADMAN**
LB, Miami
(From Miami)
 6. **Choice to New England**
 7. **TEN NAPEL, GARTH**
LB, Texas A&M
 8. **SORENSEN, RICH**
K, Chico State
(From Philadelphia
through New England)
 - 8B. **BRASWELL, CHARLES**
DB, West Virginia
 9. **JONES, LEANELL**
TE, Long Beach State
 10. **BOWERMAN, BILL**
QB, New Mexico State
 11. **SHUGRUE, GARY**
DE-LB, Villanova
 12. **McCABE, MIKE**
C, South Carolina
 13. **JACOBS, MEL**
WR-KR, San Diego State
 14. **ELSTON, LEONARD**
WR, Kentucky State
 15. **SMOCK, TRENT**
WR, Indiana
 16. **McCURDY, CRAIG**
LB, William & Mary
 17. **MEEKS, JIM**
DB, Boise State

1977

1. **Choice to Buffalo**
2. **WILLIAMS, WALT**
DB, New Mexico State
3. **KANE, RICK**
RB, San Jose State
4. **BLUE, LUTHER**
WR, Iowa State
5. **CROSBY, RON**
LB, Penn State
(From Seattle)
- 5B. **Choice to Pittsburgh**
6. **Choice to San Diego**
- 6B. **REGGIE PINKEY**
TE, Minnesota
(From Minnesota
through New England)
7. **BLACK, TIM**
LB, Baylor
8. **GRIFFIN, MARK**
T, North Carolina
9. **MATHIESON, STEVE**
QB, Florida State
10. **ANDERSON, GARY**
G, Stanford

11. **DAYKIN, TONY**
LB, Georgia Tech
12. **GREENWOOD, DAVE**
G-C, Iowa State

1978

1. **BRADLEY, LUTHER**
DB, Notre Dame
2. **BAKER, AL**
DE, Colorado State
3. **Choice to Cleveland**
4. **FIFER, WILLIAM**
T, West Texas State
- 4B. **ELIAS, HOMER**
G, Tennessee State
(From Baltimore)
- 4C. **TEARRY, LARRY**
C, Wake Forest
(From Denver)
5. **FOWLER, AMOS**
G, Southern Mississippi
- 5B. **GRAY, DAN**
DE, Rutgers
(From San Diego)
6. **HICKS, DWIGHT**
DB, Michigan
- 6B. **ARDIZZONE, TONY**
G, Northwestern
(From San Diego)
- 6C. **THOMPSON, JESSE**
WR, California
(From Denver)
7. **GIBSON, BRUCE**
RB, Pacific
8. **BREECH, JIM**
K, California
9. **Choice to San Francisco**
10. **ARRINGTON, FRED**
LB, Purdue
11. **MURRAY, RICHARD**
DT, Oklahoma
12. **PATTERSON, MARK**
DB, Washington State

1979

1. **DORNEY, KEITH**
T, Penn State
2. **FANTETTI, KEN**
LB, Wyoming
3. **ROBINSON, BO**
RB, West Virginia
4. **NORRIS, ULYSSES**
TE, Georgia
(From Baltimore)
- 4B. **BROOKS, JONATHAN**
LB, Clemson
5. **Choice to San Francisco**
- 5B. **BROWN, WALT**
C, Pittsburgh
(From San Diego
through Baltimore)
6. **Choice to Denver**
7. **Choice to Oakland**
through Cleveland
8. **Choice to New York**
Giants
- 8B. **MOHRING, JOHN**
LB, C. W. Post
(From Seattle)
9. **KOMLO, JEFF**
QB, Delaware
10. **Choice to Miami**

continued

11. Choice to New York
Giants
- 11B. COLE, EDDIE
LB, Mississippi
(From Dallas)
12. FORSTER, BOB
C-G, Brown
- 12B. SWEENEY, BRYAN
WR, Texas A&I
(From New England)

1980

1. SIMS, BILLY
RB, Oklahoma
2. Choice to Minnesota
through San Francisco
3. TURNURE, TOM
C, Washington
- 3B. FRIEDE, MIKE
WR, Indiana
(From Baltimore)
4. HIPPLE, ERIC
QB, Utah State
5. STREETER, MARK
DB, Arizona
- 5B. GINN, TOM
G, Arkansas
(From Kansas City)
6. DIETERICH, CHRIS
T, North Carolina State
7. MURRAY, EDDIE
K, Tulane
8. Choice to Baltimore
9. JETT, DeWAYNE
WR, Hawaii
- 9B. TUINEI, TOM
DT, Hawaii
(From San Francisco
through Kansas City)
10. HENDERSON, HENRY
DB, Utah State
11. SMITH, WAYNE
DB, Purdue
12. WILLIAMS, RAY
KR, Washington State

1981

1. NICHOLS, MARK
WR, San Jose State
2. GREEN, CURTIS
DE, Alabama State
3. GRECO, DON
G, Western Illinois
4. PORTER, TRACY
WR, Louisiana State
5. LEE, LARRY
G, UCLA
6. JOHNSON, SAM
DB, Maryland
7. SPIVEY, LEE
G-T, Southern Methodist
8. NIZIOLEK, BOB
TE, Colorado
9. JERNIGAN, HUGH
DB, Arkansas
- 9B. MARTIN, DAVID
DB, Villanova
10. CANNAVINO, ANDY
LB, Michigan
11. JACKSON, WILLIE
DB, Mississippi
12. Choice to Denver

1982

1. WILLIAMS, JIMMY
LB, Nebraska
2. WATKINS, BOBBY
CB, Southwest Texas State
3. DOIG, STEVE
LB, New Hampshire
4. McNORTON, BRUCE
CB, Georgetown (Ky.)
5. GRAHAM, WILLIAM
S, Texas
6. MACHUREK, MIKE
QB, Idaho State
7. BATES, PHIL
FB, Nebraska
(From Houston)
- 7B. SIMMONS, VICTOR
WR, Oregon State
8. MOSS, MARTIN
DT, U.C.L.A.
9. WAGONER, DAN
CB, Kansas
(From Oakland
through Los Angeles)
- 9B. Choice to Miami
10. BARNES, ROOSEVELT
LB, Purdue
11. LEE, EDWARD
WR, So. Carolina St.
12. PORTER, RICKY
RB, Slippery Rock
- 12B. RUBICK, ROB
TE, Grand Valley State
(From San Diego)

1983

1. JONES, JAMES
FB, Florida
2. STRENGER, RICH
T, Michigan
3. COFER, MICHAEL
DE, Tennessee
4. CURLEY, AUGUST
LB, Southern California
5. JOHNSON, DEMETRIUS
DB, Missouri
(From L.A. Rams)
- 5B. MOTT, STEVE
C, Alabama
6. BROWN, TODD
WR, Nebraska
7. BLACK, MIKE
P, Arizona State
8. STAPLETON, WILLIAM
DB, Washington
9. Choice used in '82
supplemental draft
of Kevin Robinson
DB, North Carolina A&T
10. LAUBE, DAVE
G-T, Penn State
11. TATE, BEN
FB, North Carolina
12. LANE, JIM
C, Idaho State

1984

1. LEWIS, DAVID
TE, California
2. MANDLEY, PETE
WR, Northern Arizona
3. WILLIAMS, ERIC
DT, Washington State
(From San Diego
through St. Louis)

- 3B. ANDERSON, ERNEST
RB, Oklahoma
- 3C. BAACK, STEVE
DE, Oregon
(From L.A. Rams)
4. D'ADDIO, DAVE
RB, Maryland
5. Choice to L. A. Rams
6. WITKOWSKI, JOHN
QB, Columbia
7. CARTER, JIMMIE
LB, New Mexico
(From Colts)
- 7B. ATKINS, RENWICK
T, Kansas
8. JONES, DAVID
C, Texas
9. HOLLINS, RICH
WR, West Virginia
10. FRIZZELL, WILLIAM
DB, North Carolina
Central (From Colts)
- 10B. THAXTON, JAMES
DB, Louisiana Tech
11. SAXON, MIKE
P, San Diego State
12. STRENO, GLENN
C, Tennessee

1985

1. BROWN, LOMAS
T, Florida
2. GLOVER, KEVIN
C-G, Maryland
3. JOHNSON, JAMES
LB, San Diego State
4. HANCOCK, KEVIN
LB, Baylor
5. McINTOSH, JOE
RB, North Carolina State
6. SHORT, STAN
G, Penn State
7. STATEN, TONY
CB, Angelo State
8. CALDWELL, SCOTTY
RB, Texas-Arlington
9. JAMES, JUNE
LB, Texas
10. BEAUFORD, CLAYTON
WR, Auburn
11. HARRIS, KEVIN
S, Georgia
12. WEAVER, MIKE
G, Georgia

1986

1. LONG, CHUCK
QB, Iowa
2. JAMES, GARRY
RB, Louisiana State
3. MILINICHIK, JOE
T, North Carolina State
4. MITCHELL, DEVON
S, Iowa
5. SMITH, OSCAR
RB, Nichols State
6. GRIFFIN, ALLYN
WR, Wyoming
9. PICKENS, LYLE
CB, Colorado
10. JOHNSON, TRACY
LB, Morningside
11. MELVIN, LELAND
WR, Richmond
12. DURDEN, ALLAN
S, Arizona

1987

1. **ROGERS, REGGIE**
DE, Washington
2. **Choice to Houston**
3. **BALL, JERRY**
NT, Southern Methodist
4. **RIVERS, GARLAND**
S, Michigan
5. **Choice to Seattle**
6. **LOCKETT, DANNY**
LB, Arizona
7. **SALEAUMUA, DAN**
NT, Arizona State
8. **GIBSON, DENNIS**
LB, Iowa State
9. **CALHOUN, RICK**
RB, Cal State-Fullerton
10. **BROWN, RAY**
WR, South California
11. **SIVERLING, BRIAN**
TE, Penn State
12. **LEE, GARY**
WR, Georgia Tech

1988

1. **BLADES, BENNIE**
DB, Miami
- 2a. **SPIELMAN, CHRIS**
LB, Ohio State
- 2b. **CARTER, PAT**
TE, Florida State
3. **ROUNDTREE, RAY**
WR, Penn State
4. **WHITE, WILLIAM**
CB, Ohio State
5. **ANDOLSEK, ERIC**
G, Louisiana State
6. **PAINTER, CARL**
RB, Hampton Inst.
7. **JAMES, JEFF**
WR, Stanford
8. **HADD, GARY**
DT/NG, Minnesota
- 9a. **CORRINGTON, KIP**
FS, Texas A&M
- 9b. **IRVIN, TODD**
T, Mississippi
10. **CRAIG, PACO**
WR, UCLA
11. **McCOIN, DANNY**
QB, Cincinnati

1989

1. **SANDERS, BARRY**
RB, Oklahoma State
2. **FORD, JOHN**
WR, Virginia
3. **UTLEY, MIKE**
OG-T, Washington State
4. **CROCKETT, RAY**
DB, Baylor
5. **PETE, LAWRENCE**
DT, Nebraska
6. **PEETE, RODNEY**
QB, Southern California
7. **WOODS, JERRY**
DB, Northern Michigan
8. **PARKER, CHRIS**
DT, West Virginia
9. **MACCREADY, DEREK**
DE, Ohio State
10. **PHILLIPS, JASON**
WR, Houston
11. **KARPINSKI, KEITH**
LB, Penn State
12. **CRIBBS, JAMES**
DE, Memphis State



A BRIEF HISTORY OF THE DETROIT LIONS

A new level of excitement awaits Lions fans in '89, as first-year head coach Wayne Fontes takes over the reins and attempts to "Restore the Roar" in the Pontiac Silverdome.

Despite a 4-12 finish last year, Detroit received outstanding performances from All-Pros Michael Cofer and Jim Arnold, who along with defensive stalwarts Chris Spielman, Bennie Blades and Dennis Gibson give Lions faithful hope for success in the future.

With the new "Silver Stretch" offense employed by the club this year, coupled with the selection of the finest running back Motown has seen since Billy Sims, 1988 Heisman Trophy winner Barry Sanders, and Heisman runner-up quarterback Rodney Peete, the Lions are confident of making strides in the NFC's Central Division.



Detroit welcomed the Lions in 1934, but it was not the area's first look at professional football.

In 1920, the Detroit Heralds were a charter member of the American Professional Football Association, which was the original name of the present NFL. But the club folded after two years. Then, the Detroit Panthers appeared in 1925. They also folded after two seasons. In 1928, the Detroit Wolverines were formed, but they failed after just one year.

In 1930, the then ten-year-old National Football League added a franchise from Portsmouth, Ohio, called the Spartans. After four seasons, the team was purchased for less than \$8,000 by Detroit radio executive George A. Richards and moved to the Motor City.

Playing in the University of Detroit Stadium before average crowds of 16,000 people, the new Detroit Lions won the NFL Championship in their second year, 1935. Under the leadership of Coach "Potsy" Clark and stars like Hall of Famer "Dutch" Clark, Ernie Caddell, George Christensen, "Ace" Gutowsky, Glenn Presnell and "Ox" Emerson, the early Lions established pro football in Detroit. For more than 50 years, they have been an integral part of the Michigan sports scene.

In 1940, Chicagoan Fred Mandel bought the club. Lions' stars of that era were Hall of Famers Bill Dudley and Alex Wojciechowicz, John Green, "Whizzer" White, Frank Sinkwich and "Camp" Wilson. The team was sold eight years later, to a group of local businessmen under the leadership of Edwin J. Anderson. The Detroit syndicate controlled the club until 1964 when William Clay Ford became sole owner for a price of \$4.5 million.

The Lions dominated the NFL in the 1950s with four division titles and three League championships. Under Head Coach Buddy Parker, the team won back-to-back world crowns in 1952 and 1953, defeating Cleveland in both title games. Stars of those glittering teams were Hall of Famers Bobby Layne and Jack Christiansen, along with Doak Walker, Les Bingaman, Cloyce Box, Leon Hart and Bob Hoernschmeyer. The Detroit-Cleveland battles of the era were classic confrontations between two giants of the blossoming NFL.

Since their last title in 1957 under the coaching of George Wilson, the Lions have been looking in vain for the top spot. Such recent performers as Joe Schmidt, Yale Lary and "Night Train" Lane have been elected to the Hall of Fame. Outstanding players like Wayne Walker, Mike Lucci, Nick Pietrosante, Roger Brown, Terry Barr, Lem Barney, Charlie Sanders, Dexter Bussey, Billy Sims and Doug English have taken their places in the annals of pro football in Detroit.

In 1967, Schmidt began the first of six seasons as head coach of the Lions. His 1970 team made the post-season playoffs, but lost in the first round to Dallas by the baseball-like score of 5-0.

Just prior to the '75 season, the Lions moved into a new, domed stadium in Pontiac, Michigan, a town of 85,000 people located 30 miles north of Detroit. The Silverdome is the world's largest air-supported domed structure and seats over 80,000 spectators under a fiberglass roof.

Monte Clark took control of all football operations as head coach in 1978. Under Clark's direction, the Lions narrowly missed playoff berths in both 1980 and 1981, before finally qualifying in 1982 — the first time the Lions made the playoffs since 1970. Detroit captured the NFC Central Division crown in 1983, but stumbled in the first round of the playoffs with a 24-23 loss to San Francisco. Clark was released after the Lions fell to 4-11-1 in 1984.

In his fourth season at the helm, Darryl Rogers was replaced on an interim basis by Wayne Fontes, after posting an 18-40 record over that period. Fontes was named the 17th head football coach of the Detroit Lions on December 22, 1988.



LIONS' THANKSGIVING DAY SERIES

This year marks a milestone in the long and proud history of Thanksgiving Day football featuring the Detroit Lions. On Nov. 23, 1989, the Detroit Lions will host the Cleveland Browns in the 50th Lions' Thanksgiving Day game.


The game was the brainchild of G.A. Richards, the first owner of the Detroit Lions. Richards had purchased the team in 1934 and moved the Lions from Portsmouth, Ohio, to the Motor City. At that time, Thanksgiving Day football was a tradition in the Midwest on the high school and college levels, but unheard of on the professional level. In fact, professional football played on any day back then was a risky proposition. The Lions were the new kids in town and had taken a backseat to the baseball Tigers. Despite the fact the Lions had lost just one game prior to that Thanksgiving Day in '34, the largest crowd of the season had been just 15,000.

The opponent for the first Thanksgiving Day game—on Nov. 29, 1934—was the undefeated, defending World Champion Chicago Bears of George Halas and, the reigning star of that era, fullback Bronco Nagurski. The game would determine the champion of the Western Division. Richards had convinced the NBC Radio Network to carry the game coast-to-coast (94 stations), and additionally, an estimated 26,000 fans jammed into the University of Detroit Stadium while thousands more disappointed fans were turned away.

The Bears won the inaugural game, 19-16, but a classic was born. Since 1934, 49 Thanksgiving Day games have been played in the series with the Lions one game under .500—23-24-2.

YEAR	OPPONENT	W-L-T	SCORE	YEAR	OPPONENT	W-L-T	SCORE
1934	Bears	L	16-19	1965	Baltimore	T	24-24
1935	Bears	W	14- 2	1966	San Francisco	L	14-41
1936	Bears	W	13- 7	1967	Los Angeles	L	7-31
1937	Bears	L	0-13	1968	Philadelphia	L	0-12
1938	Bears	W	14- 7	1969	Minnesota	L	0-27
1945	Cleveland	L	21-28	1970	Oakland	W	28-14
1946	Boston	L	10-34	1971	Kansas City	W	32-21
1947	Bears	L	14-34	1972	N.Y. Jets	W	37-20
1948	Cardinals	L	14-28	1973	Washington	L	0-20
1949	Bears	L	7-28	1974	Denver	L	27-31
1950	Yanks	W	49-14	1975	Los Angeles	L	0-20
1951	Green Bay	W	52-35	1976	Buffalo	W	27-14
1952	Green Bay	W	48-24	1977	Chicago	L	14-31
1953	Green Bay	W	34-15	1978	Denver	W	17-14
1954	Green Bay	W	28-24	1979	Chicago	W	20- 0
1955	Green Bay	W	24-10	1980	Chicago	L(OT)	17-23
1956	Green Bay	L	20-24	1981	Kansas City	W	27-10
1957	Green Bay	W	18- 6	1982	N.Y. Giants	L	6-13
1958	Green Bay	W	24-14	1983	Pittsburgh	W	45- 3
1959	Green Bay	L	17-24	1984	Green Bay	W	31-28
1960	Green Bay	W	23-10	1985	N.Y. Jets	W	31-20
1961	Green Bay	L	9-17	1986	Green Bay	L	40-44
1962	Green Bay	W	26-14	1987	Kansas City	L	20-27
1963	Green Bay	T	13-13	1988	Minnesota	L	0-23
1964	Chicago	L	24-27				

(1939-44: series discontinued) (Series record — 49 games, 23-24-2)



The Lions' defense sacked Bart Starr of the Green Bay Packers 11 times in the Lions' 26-14 Thanksgiving Day win in 1962.

SIGNIFICANT DATES IN DETROIT LIONS' HISTORY

- June 30, 1934** — G. A. Richards purchases Portsmouth, Ohio, franchise and moves team to Detroit.
- Sept. 23, 1934** — Lions play first NFL game, beat New York Giants 9-0 at U of D Stadium before 12,000.
- Nov. 25, 1934** — Lions suffer first defeat, 3-0, to Green Bay, after winning ten straight including seven consecutive shutouts.
- Nov. 29, 1934** — Lions play first of traditional Thanksgiving Day home games, losing to the Bears, 19-16, before 26,000.
- Dec. 9, 1935** — Lions defeat New York Giants, 26-7, for first Championship.
- Sept. 9, 1938** — Lions play first game in new home, Briggs Stadium.
- Feb. 10, 1943** — Gus Dorais named head coach of Lions, after a long and successful career at the University of Detroit.
- Jan. 15, 1948** — Syndicate headed by Edwin J. Anderson purchases Detroit franchise for \$165,000 and names "Bo" McMillan general manager and head coach.
- Dec. 2, 1949** — Anderson elected president of Lions.
- Dec. 20, 1950** — "Buddy" Parker succeeds McMillan as head coach.
- Dec. 21, 1952** — Lions defeat Los Angeles, 31-21, for NFL's National Conference title.
- Dec. 28, 1952** — Lions win first Championship since 1935 on a 17-7 victory over the Browns in Cleveland before 50,934.
- Dec. 27, 1953** — Detroit wins second straight Championship on 17-16 decision over Cleveland in Detroit before 54,577.
- Aug. 12, 1957** — Parker resigns suddenly as head coach and assistant coach George Wilson succeeds him the next day.
- Dec. 28, 1957** — Detroit claims fourth Championship on 59-14 victory over Cleveland before 55,263 in Detroit.
- Jan. 23, 1961** — William Clay Ford elected president of Lions.
- Jan. 10, 1964** — Ford takes over as Lions' sole owner after purchasing franchise for \$4.5 million.
- Jan. 7, 1965** — Harry Gilmer appointed head coach, replacing George Wilson.
- Mar. 10, 1966** — After 13 seasons, Joe Schmidt retires to become Lions' linebacker coach.
- Jan. 11, 1967** — Schmidt named Lions' head coach, replacing George Wilson.
- Dec. 26, 1970** — Lions edged by Dallas, 5-0, in first playoff game since 1957.
- Oct. 24, 1971** — Chuck Hughes, wide receiver, dies on field during game after suffering a heart attack.
- Jan. 12, 1973** — Schmidt resigns as head coach.
- Jan. 26, 1973** — Don McCafferty named Lions' head coach.
- July 28, 1974** — McCafferty dies of heart attack.
- Aug. 3, 1974** — Rick Forzano named head coach.
- Aug. 23, 1975** — Lions play first game in new home, Pontiac Silverdome.
- Oct. 4, 1976** — Forzano resigns as head coach.
- Oct. 5, 1976** — Tommy Hudspeth named interim head coach.
- Feb. 9, 1977** — Hudspeth signs three-year contract as head coach.
- Jan. 11, 1978** — Monte Clark named head coach and director of football operations.
- Apr. 29, 1980** — Lions choose Oklahoma's Billy Sims first in the draft.

- Jan. 8, 1983** — Detroit qualifies for first playoff appearance in 12 seasons, but loses, 31-7, at Washington. The Redskins went on to win Super Bowl XVII.
- Dec. 31, 1983** — A last-second field goal attempt fails as Detroit drops a 24-23 playoff game at San Francisco.
- Dec. 19, 1984** — Monte Clark and his coaching staff are released.
- Feb. 6, 1985** — Darryl Rogers is named head coach after a successful 20-year college coaching career.
- Nov. 14, 1988** — Darryl Rogers is released as head coach and Wayne Fontes named interim coach.
- Dec. 22, 1988** — Wayne Fontes is named Lions' 17th head coach.

YEAR-BY-YEAR ATTENDANCE

(Since 1975 at Pontiac Silverdome)

Regular Season	Tickets Distributed	Actual	Avg.	Unused
1975 (7 games)	548,159	513,383	73,340	34,776
1976 (7 games)	511,586	481,685	68,812	29,901
1977 (7 games)	490,584	459,281	65,611	31,303
1978 (8 games)	522,189	499,219	62,402	22,970
1979 (8 games)	548,640	520,589	65,074	28,051
1980 (8 games)*	644,904	622,593	77,824	22,311
1981 (8 games)*	621,674	603,679	75,460	17,995
1982 (5 games)	372,647	352,481	70,496	20,166
1983 (8 games)	576,132	553,595	69,199	22,537
1984 (8 games)	513,648	457,638	57,205	56,410
1985 (8 games)	547,385	504,613	63,077	42,772
1986 (8 games)	482,635	432,429	54,054	50,206
1987 (7 games)	265,751	190,758	27,251	74,993
1988 (8 games)	345,533	296,687	37,086	48,926
TOTALS 105	6,991,467	6,499,630	61,901	503,317

(*Led League)

LIONS' TOP 20 REGULAR SEASON CROWDS

(All at Pontiac Silverdome — Actual In-House Crowds)*

- | | |
|--|--|
| +* 1. 80,444 vs. Buccaneers (12-20-81) | +*11. 78,452 vs. Vikings (12-17-77) |
| +* 2. 80,291 vs. Vikings (9-28-80) | *12. 78,452 vs. Packers (10-16-77) |
| 3. 80,027 vs. Cardinals (9-21-80) | +*13. 78,392 vs. Buccaneers (12-18-83) |
| +* 4. 79,784 vs. Cowboys (10-6-75) | +*14. 78,147 vs. Saints (10-12-80) |
| +* 5. 79,694 vs. Cowboys (11-15-81) | 15. 78,087 vs. Dolphins (12-9-79) |
| 6. 79,361 vs. Jets (12-6-82) | +*16. 78,042 vs. Bears (11-21-76) |
| +* 7. 79,428 vs. Vikings (12-12-81) | +*17. 77,919 vs. Raiders (9-27-81) |
| +* 8. 79,169 vs. Vikings (12-5-83) | +*18. 77,724 vs. Steelers (11-24-83) |
| +* 9. 78,845 vs. 49ers (11-2-80) | +*19. 77,677 vs. Colts (11-16-80) |
| +*10. 78,685 vs. Vikings (12-9-78) | *20. 77,292 vs. Vikings (9-26-76) |

*Sellout

+Televised locally

(27 sellouts of 80,638)

LIONS' OVERTIME GAMES

Record: 4-4-1 (1-2-1 at home, 3-2-0 on the road)

Date	Result	Winning Score	Elapsed Time
11/23/75	Lost at Kansas City, 21-24	Jan Stenerud, 26-yd. FG	6:44
11/27/80	Lost vs. Chicago, 17-23	Dave Williams, 95-yd. KO Return	0:21
11/20/83	Won vs. Green Bay (at Milwaukee, 23-20)	Eddie Murray, 37-yd. FG	8:30
9/9/84	Won at Atlanta, 27-24	Eddie Murray, 48-yd. FG	5:06
10/14/84	Won vs. Tampa Bay, 13-7	Leonard Thompson, 37-yd. pass from Gary Danielson	4:34
11/4/84	Tied vs. Philadelphia, 23-23	—	—
11/24/85	Lost at Tampa Bay, 16-19	Donald Igwebuike, 24-yd. FG	12:31
10/11/87	Won at Green Bay, 19-16	Mike Prindle, 31-yd. FG	12:26
10/30/88	Lost vs. New York Giants, 13-10	Paul McFadden, 33 yd. FG	0:55

LIONS' POST-SEASON GAMES

Record: 9-4-0 (4-0 at home, 5-4 on the road; 4-1 in NFL Championship Games)

Date	Result	Game
12/15/35	Won vs. N.Y. Giants, 26-7	NFL Championship
12/21/52	Won vs. L.A. Rams, 31-21	NFL Playoff
12/28/52	Won at Cleveland, 17-7	NFL Championship
12/27/53	Won vs. Cleveland, 17-16	NFL Championship
12/26/54	Lost at Cleveland, 10-56	NFL Championship
12/22/57	Won at San Francisco, 31-27	NFL Playoff
12/29/57	Won vs. Cleveland, 59-14	NFL Championship
1/7/61	Won at Cleveland, 17-16	NFL Runner-Up
1/6/62	Won at Philadelphia, 38-10	NFL Runner-Up
1/6/63	Won at Pittsburgh, 17-10	NFL Runner-Up
12/26/70	Lost at Dallas, 0-5	NFC Playoff
1/8/83	Lost at Washington, 7-31	NFC Playoff
12/31/83	Lost at San Francisco, 23-24	NFC Playoff

POST-SEASON RECORDS VS. TEAMS

Cleveland Browns:	4-1	Philadelphia Eagles:	1-0
Dallas Cowboys:	0-1	Pittsburgh Steelers:	1-0
Los Angeles Rams:	1-0	San Francisco 49ers:	1-1
New York Giants:	1-0	Washington Redskins:	0-1

1989 NATIONAL FOOTBALL LEAGUE SCHEDULE

(All times local)

(CBS-TV and NBC-TV doubleheader games to be determined)

SUNDAY, SEPTEMBER 10 (First Weekend)

1. Buffalo at Miami	4:00
2. Cincinnati at Chicago	12:00
3. Cleveland at Pittsburgh	4:00
4. Dallas at New Orleans	12:00
5. Houston at Minnesota	3:00
6. Kansas City at Denver	2:00
7. Los Angeles Rams at Atlanta	1:00
8. New England at New York Jets	4:00
9. Phoenix at Detroit	1:00
10. San Diego at Los Angeles Raiders	1:00
11. San Francisco at Indianapolis	12:00
12. Seattle at Philadelphia	4:00
13. Tampa Bay at Green Bay	12:00

MONDAY, SEPTEMBER 11

14. New York Giants at Washington	9:00
-----------------------------------	------

SUNDAY, SEPTEMBER 17 (Second Weekend)

15. Dallas at Atlanta	1:00
16. Detroit at New York Giants	4:00
17. Houston at San Diego	1:00
18. Indianapolis at Los Angeles Rams	1:00
19. Los Angeles Raiders at Kansas City	12:00
20. Miami at New England	1:00
21. Minnesota at Chicago	3:00
22. New Orleans at Green Bay	12:00
23. New York Jets at Cleveland	1:00
24. Philadelphia at Washington	1:00
25. Phoenix at Seattle	1:00
26. Pittsburgh at Cincinnati	1:00
27. San Francisco at Tampa Bay	4:00

MONDAY, SEPTEMBER 18

28. Denver at Buffalo	9:00
-----------------------	------

SUNDAY, SEPTEMBER 24 (Third Weekend)

29. Atlanta at Indianapolis	12:00
30. Buffalo at Houston	12:00
31. Chicago at Detroit	1:00
32. Green Bay at Los Angeles Rams	1:00
33. Kansas City at San Diego	1:00
34. Los Angeles Raiders at Denver	2:00
35. Minnesota at Pittsburgh	1:00
36. New Orleans at Tampa Bay	1:00
37. New York Jets at Miami	4:00
38. Phoenix at New York Giants	1:00
39. San Francisco at Philadelphia	1:00
40. Seattle at New England	1:00
41. Washington at Dallas	12:00

MONDAY, SEPTEMBER 25

42. Cleveland at Cincinnati	9:00
-----------------------------	------

SUNDAY, OCTOBER 1 (Fourth Weekend)

43. Atlanta vs. Green Bay at Milwaukee	12:00
44. Cincinnati at Kansas City	12:00
45. Denver at Cleveland	1:00
46. Indianapolis at New York Jets	1:00
47. Los Angeles Rams at San Francisco	1:00

48. Miami at Houston	12:00
49. New England at Buffalo	1:00
50. New York Giants at Dallas	3:00
51. Pittsburgh at Detroit	1:00
52. San Diego at Phoenix	1:00
53. Seattle at Los Angeles Raiders	1:00
54. Tampa Bay at Minnesota	12:00
55. Washington at New Orleans	12:00

MONDAY, OCTOBER 2

56. Philadelphia at Chicago	8:00
-----------------------------	------

SUNDAY, OCTOBER 8 (Fifth Weekend)

57. Atlanta at Los Angeles Rams	1:00
58. Buffalo at Indianapolis	12:00
59. Chicago at Tampa Bay	1:00
60. Cincinnati at Pittsburgh	1:00
61. Cleveland at Miami	1:00
62. Dallas at Green Bay	12:00
63. Detroit at Minnesota	12:00
64. Houston at New England	1:00
65. Kansas City at Seattle	1:00
66. New Orleans at San Francisco	1:00
67. New York Giants at Philadelphia	1:00
68. Phoenix at Washington	4:00
69. San Diego at Denver	2:00

MONDAY, OCTOBER 9

70. Los Angeles Raiders at New York Jets	9:00
--	------

SUNDAY, OCTOBER 15 (Sixth Weekend)

71. Detroit at Tampa Bay	1:00
72. Green Bay at Minnesota	12:00
73. Houston at Chicago	12:00
74. Indianapolis at Denver	2:00
75. Kansas City at Los Angeles Raiders	1:00
76. Miami at Cincinnati	1:00
77. New England at Atlanta	1:00
78. New York Jets at New Orleans	3:00
79. Philadelphia at Phoenix	1:00
80. Pittsburgh at Cleveland	4:00
81. San Francisco at Dallas	12:00
82. Seattle at San Diego	1:00
83. Washington at New York Giants	1:00

MONDAY, OCTOBER 16

84. Los Angeles Rams at Buffalo	9:00
---------------------------------	------

SUNDAY, OCTOBER 22 (Seventh Weekend)

85. Atlanta at Phoenix	1:00
86. Dallas at Kansas City	12:00
87. Denver at Seattle	1:00
88. Green Bay at Miami	1:00
89. Indianapolis at Cincinnati	1:00
90. Los Angeles Raiders at Philadelphia	1:00
91. Minnesota at Detroit	1:00
92. New England at San Francisco	1:00
93. New Orleans at Los Angeles Rams	1:00
94. New York Giants at San Diego	1:00
95. New York Jets at Buffalo	1:00
96. Pittsburgh at Houston	12:00
97. Tampa Bay at Washington	1:00

continued
237

MONDAY, OCTOBER 23

98. Chicago at Cleveland 9:00

SUNDAY, OCTOBER 29 (Eighth Weekend)

99. Atlanta at New Orleans 12:00
 100. Detroit vs. Green Bay at Milwaukee 12:00
 101. Houston at Cleveland 1:00
 102. Kansas City at Pittsburgh 1:00
 103. Los Angeles Rams at Chicago 12:00
 104. Miami at Buffalo 1:00
 105. New England at Indianapolis 1:00
 106. Philadelphia at Denver 2:00
 107. Phoenix at Dallas 12:00
 108. San Diego at Seattle 1:00
 109. San Francisco at New York Jets 4:00
 110. Tampa Bay at Cincinnati 1:00
 111. Washington at Los Angeles Raiders 1:00

MONDAY, OCTOBER 30

112. Minnesota at New York Giants 9:00

SUNDAY, NOVEMBER 5 (Ninth Weekend)

113. Buffalo at Atlanta 1:00
 114. Chicago at Green Bay 12:00
 115. Cincinnati at Los Angeles Raiders 1:00
 116. Cleveland at Tampa Bay 1:00
 117. Detroit at Houston 12:00
 118. Indianapolis at Miami 1:00
 119. Los Angeles Rams at Minnesota 12:00
 120. New York Giants at Phoenix 2:00
 121. New York Jets at New England 1:00
 122. Philadelphia at San Diego 1:00
 123. Pittsburgh at Denver 2:00
 124. Seattle at Kansas City 12:00

SUNDAY NIGHT

125. Dallas at Washington 8:00

MONDAY, NOVEMBER 6

126. San Francisco at New Orleans 8:00

SUNDAY, NOVEMBER 12 (Tenth Weekend)

127. Atlanta at San Francisco 1:00
 128. Chicago at Pittsburgh 1:00
 129. Cleveland at Seattle 1:00
 130. Dallas at Phoenix 2:00
 131. Denver at Kansas City 12:00
 132. Green Bay at Detroit 1:00
 133. Indianapolis at Buffalo 1:00
 134. Miami at New York Jets 1:00
 135. Minnesota at Tampa Bay 1:00
 136. New Orleans at New England 1:00
 137. New York Giants at Los Angeles Rams 1:00
 138. Washington at Philadelphia 1:00

SUNDAY NIGHT

139. Los Angeles Raiders at San Diego 5:00

MONDAY, NOVEMBER 13

140. Cincinnati at Houston 8:00

SUNDAY, NOVEMBER 19 (Eleventh Weekend)

141. Buffalo at New England 1:00
 142. Detroit at Cincinnati 1:00
 143. Green Bay at San Francisco 1:00
 144. Kansas City at Cleveland 1:00
 145. Los Angeles Raiders at Houston 3:00
 146. Miami at Dallas 12:00
 147. Minnesota at Philadelphia 1:00

148. New Orleans at Atlanta 1:00
 149. Phoenix at Los Angeles Rams 1:00
 150. San Diego at Pittsburgh 1:00
 151. Seattle at New York Giants 4:00
 152. Tampa Bay at Chicago 12:00

SUNDAY NIGHT

153. New York Jets at Indianapolis 8:00

MONDAY, NOVEMBER 20

154. Denver at Washington 9:00

THURSDAY, NOVEMBER 23 (Twelfth Weekend)

(Thanksgiving Day)

155. Cleveland at Detroit 12:30
 156. Philadelphia at Dallas 3:00

SUNDAY, NOVEMBER 26

157. Atlanta at New York Jets 1:00
 158. Chicago at Washington 4:00
 159. Cincinnati at Buffalo 1:00
 160. Houston at Kansas City 12:00
 161. Minnesota vs. Green Bay at Milwaukee 12:00
 162. New England at Los Angeles Raiders 1:00
 163. Pittsburgh at Miami 1:00
 164. San Diego at Indianapolis 1:00
 165. Seattle at Denver 2:00
 166. Tampa Bay at Phoenix 2:00

SUNDAY NIGHT

167. Los Angeles Rams at New Orleans 7:00

MONDAY, NOVEMBER 27

168. New York Giants at San Francisco 6:00

SUNDAY, DECEMBER 3 (Thirteenth Weekend)

169. Cincinnati at Cleveland 1:00
 170. Denver at Los Angeles Raiders 1:00
 171. Green Bay at Tampa Bay 1:00
 172. Houston at Pittsburgh 1:00
 173. Indianapolis at New England 1:00
 174. Los Angeles Rams at Dallas 12:00
 175. Miami at Kansas City 12:00
 176. New Orleans at Detroit 1:00
 177. New York Jets at San Diego 1:00
 178. Philadelphia at New York Giants 1:00
 179. San Francisco at Atlanta 1:00
 180. Washington at Phoenix 2:00

SUNDAY NIGHT

181. Chicago at Minnesota 7:00

MONDAY, DECEMBER 4

182. Buffalo at Seattle 6:00

SUNDAY, DECEMBER 10 (Fourteenth Weekend)

183. Atlanta at Minnesota 12:00
 184. Cleveland at Indianapolis 4:00
 185. Dallas at Philadelphia 1:00
 186. Detroit at Chicago 12:00
 187. Kansas City at Green Bay 12:00
 188. New Orleans at Buffalo 1:00
 189. New York Giants at Denver 2:00
 190. Phoenix at Los Angeles Raiders 1:00
 191. Pittsburgh at New York Jets 1:00
 192. San Diego at Washington 1:00
 193. Seattle at Cincinnati 1:00
 194. Tampa Bay at Houston 12:00

SUNDAY NIGHT

195. New England at Miami 8:00

MONDAY, DECEMBER 11

196. San Francisco at Los Angeles Rams ... 6:00

SATURDAY, DECEMBER 16 (Fifteenth Weekend)

197. Dallas at New York Giants 12:30
198. Denver at Phoenix 2:00

SUNDAY, DECEMBER 17

199. Buffalo at San Francisco 1:00
200. Green Bay at Chicago 12:00
201. Houston at Cincinnati 1:00
202. Miami at Indianapolis 1:00
203. Minnesota at Cleveland 1:00
204. New England at Pittsburgh 1:00
205. New York Jets at Los Angeles Rams ... 1:00
206. San Diego at Kansas City 12:00
207. Tampa Bay at Detroit 1:00
208. Washington at Atlanta 4:00

SUNDAY NIGHT

209. Los Angeles Raiders at Seattle 5:00

MONDAY, DECEMBER 18

210. Philadelphia at New Orleans 8:00

SATURDAY, DECEMBER 23 (Sixteenth Weekend)

211. Buffalo at New York Jets 12:30
212. Washington at Seattle 1:00

SATURDAY NIGHT

213. Cleveland at Houston 7:00

SUNDAY, DECEMBER 24

214. Chicago at San Francisco 1:00
215. Denver at San Diego 1:00
216. Detroit at Atlanta 1:00
217. Green Bay at Dallas 12:00
218. Indianapolis at New Orleans 12:00
219. Kansas City at Miami 1:00
220. Los Angeles Raiders at New York Giants 1:00
221. Los Angeles Rams at New England ... 1:00
222. Phoenix at Philadelphia 1:00
223. Pittsburgh at Tampa Bay 1:00

MONDAY, DECEMBER 25

(Christmas night)

224. Cincinnati at Minnesota 8:00

TWENTY-FOUR LIONS IN MICHIGAN'S SPORTS HALL OF FAME

(LOCATED IN COBO HALL, DETROIT)

VINCE BANONIS: Player, 1951-53; Elected 1975
LEM BARNEY: Player, 1967-77; Elected 1985
LES BINGAMAN: Player, 1948-54; Coach, 1960-64; Elected 1971
JACK CHRISTIANSEN: Player, 1951-58; Elected 1986
DUTCH CLARK: Player, 1934-38; Coach, 1937-38; Elected 1959
GUS DORAIS: Coach, 1943-47; Elected 1958
LEROY (ACE) GUTOWSKY: Player, 1934-38; Elected 1979
ANDY FARKAS: Player, 1945; Elected 1983
ROBERT HOERNSCHEMEYER: Player, 1950-55; Elected 1985
ALEX KARRAS: Player, 1958-62, 1964-70; Elected 1980
NICK KERBAWY: Public Relations Director, 1948-50; Business Manager, 1951; General Manager, 1952-57; Elected 1985
RON KRAMER: Player, 1965-67; Elected 1971
DICK (TRAIN) LANE: Player, 1960-65; Elected 1988
YALE LARY: Player, 1952-53, 1956-64; Elected 1988
BOBBY LAYNE: Player, 1950-58; Elected 1966
EARL MORRALL: Player, 1958-64; Elected 1979
BUDDY PARKER: Player, 1935-36; Coach, 1950-56; Elected 1976
JOHN PINGEL: Player, 1939; Elected 1973
GEORGE A. RICHARDS: Owner, 1934-39; Elected 1976
JOE SCHMIDT: Player, 1953-65; Coach, 1966-72; Elected 1970
DOAK WALKER: Player, 1950-55; Elected 1967
ROBERT WESTFALL: Player, 1944-47; Elected 1986
BYRON (WHIZZER) WHITE: Player, 1940-41; Elected 1962
GEORGE WILSON: Coach, 1949-64; Elected 1980

1989 OPPONENT INFORMATION

— Regular Season —
(All times Eastern)

ATLANTA FALCONS

Date and Time: Dec. 24, 1:00 p.m.

Place: Atlanta-Fulton County Stadium

Office Address: Suwanee Road at I-85, Suwanee, Georgia 30174

President: Rankin M. Smith, Jr.

Head Football Coach (college attended): Marion Campbell (Univ. of Georgia)

Coaching record with Atlanta (years): 14-42-0 (5)

Overall NFL head coaching record (years): 31-71-1 (8)

Public Relations Director: Charlie Taylor

Office Phone: (404) 945-1111

Home Phone: (404) 242-1985

Home Stadium (capacity): Atlanta-Fulton County Stadium (59,643)

Team Colors: Red, White, Black and Silver

Training Camp Site: Suwanee Road at I-85, Suwanee, Georgia 30174

1988 Record (division finish): 5-11-0 (Fourth, NFC West)

Leading Scorer: Greg Davis, K, 82 points (25-27 PATs, 19-30 FGs)

Leading Rusher: John Settle, 232 atts., 1,024 yds., 4.4 avg., 7 TDs

Leading Passer: Chris Miller, 184-of-351, 2,133 yds., 52.4%, 11 TDs, 12 ints.

Leading Receiver: John Settle, 68 for 570 yds., 8.4 avg., 1 TD

Leading Tackler: Rick Bryan, DE, and Robert Moore, S, 116 tackles

CHICAGO BEARS

Date(s) and Time(s): Sept. 24, 1:00 p.m.; Dec. 10, 1:00 p.m.

Place(s): Pontiac Silverdome (Sept. 24); Soldier Field (Dec. 10)

Office Address: Halas Hall, 250 N. Washington Rd., Lake Forest, Illinois 60045

President: Michael McCaskey

Head Football Coach (college attended): Mike Ditka (Pittsburgh)

Coaching record with Chicago (years): 73-31-0 (7)

Overall NFL head coaching record (years): 73-31-0 (7)

Public Relations Director: Bryan Harlan

Office Phone: (312) 795-6600

Home Phone: (312) 975-8082

Home Stadium (capacity): Soldier Field (65,793)

Team Colors: Orange, Navy Blue and White

Training Camp Site: Halas Hall, Lake Forest, Illinois 60045

1988 Record (division finish): 12-4-0 (First, NFC Central)

Leading Scorer: Kevin Butler, K, 82 points, (37-38 PATs, 15-19 FGs)

Leading Rusher: Neal Anderson, 249 atts., 1,106 yds., 4.4 avg., 12 TDs

Leading Passer: Jim McMahon, 114-of-192, 1,346 yds., 59.4%, 6 TDs, 7 ints.

Leading Receiver: Dennis McKinnon, 45 for 704 yards, 15.6 avg., 3 TDs

Leading Tackler: Mike Singletary, LB, 170 tackles

CINCINNATI BENGALS

Date and Time: Nov. 19, 1:00 p.m.

Place: Riverfront Stadium

Office Address: 200 Riverfront Stadium, Cincinnati, Ohio 45202

President: John Sawyer

Head Football Coach (college attended): Sam Wyche (Furman University '66)

Coaching record with Cincinnati (years): 41-38-0 (5)

Overall NFL head coaching record (years): 41-38-0 (5)

Public Relations Director: Al Heim

Office Phone: (513) 621-3550

Home Phone: (513) 752-9116

Home Stadium (capacity): Riverfront Stadium (59,755)

Team Colors: Orange, Black and White

Training Camp Site: Wilmington College, Wilmington, Ohio

1988 Record (division finish): 12-4-0 (First, NFC Central)

Leading Scorer: Elbert (Ickey) Woods, RB, 90 points (15 TDs)

Leading Rusher: Elbert (Ickey) Woods, 203 atts., 1,066 yards, 5.3 avg., 15 TDs

Leading Passer: Boomer Esiason, 223-of-388, 3,572 yds., 57.5%, 28 TDs, 14 ints.

Leading Receiver: Eddie Brown, 53 for 1,273 yards, 24.0 avg., 9 TDs

Leading Tackler: Tim Krumrie, NT, 98 tackles

CLEVELAND BROWNS

Date and Time: Nov. 23, 12:30 p.m.

Place: Pontiac Silverdome

Office Address: Cleveland Stadium, Cleveland, Ohio 44144

President: Arthur B. Modell

Head Football Coach (college attended): Bud Carson (North Carolina)

Coaching record with Cleveland (years): 0-0 (1)

Overall NFL head coaching record (years): 0-0 (1)

Public Relations Director: Kevin Byrne

Office Phone: (216) 696-5555

Home Phone: (216) 835-8932

Home Stadium (capacity): Cleveland Stadium (80,098)

Team Colors: Brown, Orange and White

Training Camp Site: Lakeland Community College, Mentor, Ohio

1988 Record (division finish): 10-6-0 (Second (t), AFC Central)

Leading Scorer: Matt Bahr, K, 104 points (32-33 PATs, 24-29 FGs)

Leading Rusher: Earnest Byner, 157 atts., 576 yards, 3.7 avg., 3 TDs

Leading Passer: Bernie Kosar, 156-of-259, 1,890 yds., 60.2%, 10 TDs, 7 ints.

Leading Receiver: Earnest Byner, 59 for 576 yards, 9.8 avg., 2 TDs

Leading Tackler: Mike Johnson, LB, 132 tackles

GREEN BAY PACKERS

Date(s) and Time(s): Oct. 29, 1:00 p.m.; Nov. 12, 1:00 p.m.

Place(s): Milwaukee County Stadium (Oct. 29); Pontiac Silverdome (Nov. 12)

Office Address: 1265 Lombardi Ave., P.O. Box 10628, Green Bay, Wis. 54307-0628

President: Bob Harlan

continued

Head Football Coach (college attended): Lindy Infante (Florida '64)

Coaching record with Chicago (years): 4-12-0 (1)

Overall NFL head coaching record (years): 4-12-0 (1)

Public Relations Director: Lee Rimmel

Office Phone: (414) 494-2351

Home Phone: (414) 432-0609

Home Stadium (capacity): Lambeau Field (57,093), Milw. County Stadium (56,051)

Team Colors: Dark Green, Gold and White

Training Camp Site: St. Norbert College, DePere, Wisconsin 54115

1988 Record (division finish): 4-12-0 (Fifth (t), NFC Central)

Leading Scorer: Brent Fullwood, RB, 48 points (8 TDs)

Leading Rusher: Brent Fullwood, 101 for 483 yards, 4.8 avg., 7 TDs

Leading Passer: Randy Wright, 141-of-244, 1,490 yds., 57.8%, 4 TDs, 13 ints.

Leading Receiver: Sterling Sharpe, 55 for 791 yards, 14.4 avg., 1 TD

Leading Tackler: Mark Murphy, SS, 111 tackles

HOUSTON OILERS

Date and Time: Nov. 5, 1:00 p.m.

Place: Houston Astrodome

Office Address: 6910 Fanning Street, Houston, Texas 77030

President: K.S. (Bud) Adams

Head Football Coach (college attended): Jerry Glanville (Northern Michigan '64)

Coaching record with Houston (years): 24-25-0 (3)

Overall NFL head coaching record (years): 24-25-0 (3)

Public Relations Director: Chip Namias

Office Phone: (713) 797-9111

Home Phone: (713) 784-8620

Home Stadium (capacity): Houston Astrodome (50,599)

Team Colors: Scarlet, Columbia Blue and White

Training Camp Site: Angelo State University, San Angelo, Texas

1988 Record (division finish): 10-6-0 (Second (t), AFC Central)

Leading Scorer: Tony Zendejas, K, 114 points (48-50 PATs, 22-34 FGs)

Leading Rusher: Mike Rozier, 251 atts., 1,002 yards, 4.0 avg., 10 TDs

Leading Passer: Warren Moon, 160-of-294, 2,327 yards, 54.4%, 17 TDs, 8 ints.

Leading Receiver: Drew Hill, 72 for 1,141 yards, 15.8 avg., 10 TDs

Leading Tackler: John Grimsley, LB, 111 tackles

MINNESOTA VIKINGS

Date(s) and Time(s): Oct. 8, 1:00 p.m.; Oct. 22, 1:00 p.m.

Place(s): H.H.H. Metrodome (Oct. 8); Pontiac Silverdome (Oct. 22)

Office Address: 9520 Viking Drive, Eden Prairie, Minnesota 55344

President: Wheelock Whitney

Head Football Coach (college attended): Jerry Burns (Univ. of Michigan)

Coaching record with Minnesota (years): 28-19-0 (3)

Overall NFL head coaching record (years): 28-19-0 (3)

Public Relations Director: Merrill Swanson

Office Phone: (612) 828-6500

Home Phone: (612) 473-4407

Home Stadium (capacity): Hubert H. Humphrey Metrodome (63,000)
Team Colors: Purple, Gold and White
Training Camp Site: Mankato State University, Mankato, Minnesota
1988 Record (division finish): 11-5-0 (Second, NFC Central)
Leading Scorer: Chuck Nelson, K, 108 points (48-49 PATs, 20-25 FGs)
Leading Rusher: Darren Nelson, 112 atts., 380 yards, 3.4 avg., 1 TD
Leading Passer: Wade Wilson, 204-of-332, 2,746 yds., 61.4%, 15 TDs, 9 ints.
Leading Receiver: Anthony Carter, 72 for 1,225 yards, 17.0 avg., 6 TDs
Leading Tackler: Jesse Solomon, LB, 121 tackles

NEW ORLEANS SAINTS

Date and Time: Dec. 3, 1:00 p.m.
Place: Pontiac Silverdome, Pontiac, Michigan
Office Address: 6928 Saints Drive, Metairie, Louisiana 70003
President: Jim Finks
Head Football Coach (college attended): Jim Mora (Occidental College '57)
Coaching record with New Orleans (years): 29-18-0 (3)
Overall NFL head coaching record (years): 29-18-0 (3)
Public Relations Director: Rusty Kasmiersky
Office Phone: (504) 733-6147 **Home Phone:** (504) 283-4637
Home Stadium (capacity): Louisiana Superdome (69,551)
Team Colors: Old Gold, Black and White
Training Camp Site: University of Wisconsin, LaCrosse, Wisconsin
1988 Record (division finish): 10-6-0 (First (t), NFC West)
Leading Scorer: Morten Andersen, K, 110 points (32-33 PATs, 26-36 FGs)
Leading Rusher: Dalton Hilliard, 204 for 823 yards, 4.0 avg., 5 TDs
Leading Passer: Bobby Hebert, 280-of-478, 3,156 yards, 58.6%, 20 TDs, 15 ints.
Leading Receiver: Eric Martin, 85 for 1,083 yards, 12.7 avg., 7 TDs
Leading Tackler: Vaughan Johnson, LB, 108 tackles

NEW YORK GIANTS

Date and Time: Sept. 17, 4:00 p.m.
Place: Giants Stadium, East Rutherford, N.J.
Office Address: Giants Stadium, East Rutherford, N.J. 07073
President: Wellington T. Mara
Head Football Coach (college attended): Bill Parcells (Wichita State '64)
Coaching record with New York (years): 52-42-1 (6)
Overall NFL head coaching record (years): 52-42-1 (6)
Public Relations Director: Ed Croke
Office Phone: (201) 935-8111 **Home Phone:** (201) 669-8747
Home Stadium (capacity): Giants Stadium (76,891)
Team Colors: Royal Blue, Red and White
Training Camp Site: Fairleigh Dickinson Univ. (Madison), Florham Park, N.J.
1988 Record (division finish): 10-6-0 (First (t), NFC East)
Leading Scorer: Paul McFadden, K, 60 points (18-20 PATs, 14-16 FGs)

continued

Leading Rusher: Joe Morris, 256 for 846 yards, 3.3 avg., 5 TDs
Leading Passer: Phil Simms, 239-of-431, 3,036 yds., 55.5%, 16 TDs, 10 ints.
Leading Receiver: Lionel Manuel, 59 for 919 yards, 15.6 avg., 3 TDs
Leading Tackler: Pepper Johnson, LB, 84 tackles

PHOENIX CARDINALS

Date and Time: Sept. 10, 1:00 p.m.
Place: Pontiac Silverdome, Pontiac, Michigan
Office Address: P.O. Box 888, Phoenix, Arizona 85001
President: William V. Bidwell
Head Football Coach (college attended): Gene Stallings (Texas '57)
 Coaching record with Phoenix (years): 20-26-1 (3)
 Overall NFL head coaching record (years): 20-26-1 (3)
Public Relations Director: Paul Jensen
 Office Phone: (602) 967-1010
Home Stadium (capacity): Sun Devil Stadium (72,000)
Team Colors: Cardinal Red, Black and White
Training Camp Site: Northern Arizona University, Flagstaff, Arizona
1988 Record (division finish): 9-7-0 (Third (I), NFC East)
Leading Scorer: Al Del Greco, K, 78 points (42-44 PATs, 12-21 FGs)
Leading Rusher: Earl Ferrell, 202 for 924 yards, 4.6 avg., 7 TDs
Leading Passer: Neil Lomax, 255-of-443, 3,395 yards, 57.6%, 20 TDs, 11 ints.
Leading Receiver: J.T. Smith, 202 for 924 yards, 4.6 avg., 7 TDs
Leading Tackler: Tim McDonald, SS, 115 tackles

PITTSBURGH STEELERS

Date and Time: Oct. 1, 1:00 p.m.
Place: Pontiac Silverdome
Office Address: Three Rivers Stadium, 300 Stadium Circle, Pittsburgh, PA 15212
President: Daniel M. Rooney
Head Football Coach (college attended): Chuck Noll (Univ. of Dayton '53)
 Coaching record with Pittsburgh (years): 168-125-1 (20)
 Overall NFL head coaching record (years): 168-125-1 (20)
Public Relations Director: Dan Edwards
 Office Phone: (412) 323-1200 **Home Phone:** (412) 344-0909
Home Stadium (capacity): Three Rivers Stadium (59,000)
Team Colors: Black and Gold
Training Camp Site: St. Vincent's College, Latrobe, Pennsylvania
1988 Record (division finish): 5-11-0 (Fourth, AFC Central)
Leading Scorer: Gary Anderson, K, 118 points (34-35 PATs, 28-36 FGs)
Leading Rusher: Merrill Hoge, 170 for 705 yards, 4.1 avg., 3 TDs
Leading Passer: Bubby Brister, 175-of-370, 2,634 yds., 47.3%, 11 TDs, 14 ints.
Leading Receiver: Louis Lipps, 50 for 973 yards, 19.5 avg., 5 TDs
Leading Tackler: David Little, LB, 107 tackles

TAMPA BAY BUCCANEERS

Date(s) and Time(s): Oct. 15, 1:00 p.m.; Dec. 17, 1:00 p.m.

Place(s): Tampa Stadium (Oct. 15); Pontiac Silverdome (Dec. 17)

Office Address: One Buccaneer Place, Tampa, Florida 33607

President: Hugh F. Culverhouse

Head Football Coach (college attended): Ray Perkins (Univ. of Alabama '67)

Coaching record with Tampa Bay (years): 9-22-0 (2)

Overall NFL head coaching record (years): 36-56-0 (6)

Public Relations Director: Rick Odioso

Office Phone: (813) 870-2700

Home Phone: (813) 962-1559

Home Stadium (capacity): Tampa Stadium (74,317)

Team Colors: Florida Orange, White and Red

Training Camp Site: University of Tampa, Tampa, Florida

1988 Record (division finish): 5-11-0 (Third, NFC Central)

Leading Scorer: Donald Igwebuike, K, 78 points (21-21 PATs, 19-25 FGs)

Leading Rusher: Lars Tate, 122 of 467 yards, 3.8 avg., 7 TDs

Leading Passer: Vinny Testaverde, 222-of-466, 3,240 yds., 47.6%, 13 TDs, 35 ints.

Leading Receiver: Bruce Hill, 58 for 1,040 yards, 17.9 avg., 9 TDs

Leading Tackler: Eugene Marve, LB, 121 tackles



THE PONTIAC SILVERDOME

The Pontiac Silverdome has been "Home Sweet Home" for the Detroit Lions since the last brick was put in place in 1975. During those 13 years the building has earned a reputation as one of the finest sports facilities in the world. Not even a freak, late-winter snowstorm on Mar. 4, 1985, which caused extensive structural damage to the roof, could keep the Silverdome from maintaining its enviable stature in the sports world. A new canvas and steel-girder reinforced roof was added between March and June of 1985.

Since a 27-24 pre-season game victory over the Kansas City Chiefs on Aug. 23, 1975, the Lions have played 135 games in the Silverdome after moving from their former home at Tiger Stadium (nee Briggs Stadium) in downtown Detroit. The Lions have posted a 69-64-2 overall record in Pontiac, including a 54-50-1 mark in regular-season games (a .540 winning percentage).

Though the Silverdome is the Lions' home, the Cincinnati Bengals and the San Francisco 49ers made NFL history in the building on Jan. 24, 1982, the 49ers defeated the Bengals, 26-21, before a crowd of 81,270 in Super Bowl XVI—the only Super Bowl ever played in a northern U.S. city.

The Silverdome was built at a cost of \$55.7 million. It was occupied in just 23 months, on time and within budget, from its ground breaking on Sept. 19, 1973. During the roof's reconstruction in 1985, the Teflon-coated fiber glass panels (100 in all) that span the roof were completely replaced, and several structural modifications and safety improvements also were accomplished. The roof was re-inflated by workmen on May 30, 1985.



STADIUM INFORMATION



Seating Capacity	80,494
Stadium Telephone	(313) 858-7358

Building

Overall Size	770 ft. x 600 ft.
Playing Field	94,000 sq. ft.
Total Dome Area	430,000 sq. ft. (10 acres)
Height of Dome Above Playing Field	202 ft.
Weight of Dome	200 tons
Dome Material	Teflon-coated Fiberglass

Facilities

Private Suites	102
Concessions	38
Restaurant (Main Event)	1
Rest Rooms	44

Parking

On-Site (100 acres)	10,500 autos, 500 buses
---------------------------	-------------------------

Materials

52,000 cubic yards of concrete and 1,700 tons of structural steel.

Playing Surface

94,000 square feet of AstroTurf (¾" impact cushion with ½" turf).

Scoreboard

The new scoreboard is a Mitsubishi Diamond Vision Mark III High Brightness Video Display. It is the first installation and newest technology of its kind in the world.

The 24 ft. x 32 ft. full-color scoreboard, with a full production unit in the Silverdome, has the capabilities of providing graphics, replays, animated features and statistics.

For fans who can't see the Diamond Vision screen, there are 70 26" color TV monitors around the Silverdome for their viewing pleasure.

First Aid

It is located on the Lower Concourse at Section 109.

Stadium Security and Lost and Found

They are located on the Lower Concourse at Section 125 (313-456-1650).

1989 NFL Rules Changes

Instant Replay will return for the 1989 NFL season.

At the NFL annual meeting in March at Palm Desert, California, club owners, for the fourth consecutive year, voted to utilize a limited Instant Replay system as an officiating aid. The vote was 24-4.

Replay was first adopted in 1986. It is used if there is indisputable visual evidence on videotape of an obvious error by a field official on plays limited to possession and goal line and out-of-bounds decisions.

The Replay system in 1989 remains the same as the 1988 version when the Instant Replay official was assigned to work with the same seven-man, on-the-field crew throughout the regular season.

In other action, a joint proposal by the Long-Range Planning and Finance committees regarding player personnel also was adopted. The committees' recommendation for the first time sets offseason roster limits and the creation of a developmental squad. It also addressed roster cutdown dates and injured reserve. The teams agreed:

—Until May 31: No more than 90 players under contract.

—June 1: No more than 80 players under contract.

—Roster cutdown to 60 players after third preseason game (August 29).

—Roster cutdown to 47 players Monday (September 4) prior to regular-season opener.

—Regular-season game roster of 45 players plus two inactive.

—Developmental squad of six players maximum per club established after final cut to 47 and comprised of only rookies/first-year players who have passed through waivers.

—Players placed on injured reserve during the preseason may not return to same club that year; also may not practice.

—Players placed on injured reserve after the final cut may return after six games by free reactivation (each club has five) or procedural-recall waivers.

—Two practice options: Option 1: After four weeks on injured reserve, player can practice for two weeks, then club must

waive or activate; Option 2: After six weeks on injured reserve, player can be activated, waived, or begin unlimited practice. If practicing, player must count against developmental squad total of six.

Also, the clubs approved the following:

—Further clarified the roughing-the-passer rule by prohibiting a defender who has an unrestricted path to the quarterback from flagrantly hitting him in the area of the knees when approaching *from any direction*.

—Specified that fouls which occur in the last five minutes of the fourth quarter as well as the last two minutes of the first half will result in the clock starting on the snap.

—Called for strong disciplinary measures against feigned injuries.

—Any entering substitute who participates in a play must enter while the ball is dead and must move onto the field as far as the inside field numerals; in addition, the player or players replaced must have cleared the field on their own side (between end lines) prior to the snap or free kick.

—Established a new set of procedures, including loss of team timeouts or a five-yard penalty on the defense, to handle the problem of crowd noise which prevents the offense from hearing its signals.

—Further liberalized blocking rule to permit a blocker to initially contact on or outside the opponent's frame of the body so long as the blocker works to bring his hands back on or inside the frame after initial contact.

—Changed the simultaneous catch rule so that the offensive or defensive player who first controls and continues to maintain control of a pass will be awarded the ball even though his opponent later establishes joint control of the ball.

—Prohibited the offense, while in the process of substitution or simulated substitution, from rushing quickly to the line and snapping the ball with the obvious attempt to cause a defensive foul. In such an instance, the umpire shall hold the snap, giving the defense a reasonable time to complete its substitution or if a defensive foul results, the flag will be picked up and the down replayed.

1989 LIONS' ITINERARY

(Subject to changes)

(Team arrives in the afternoon the day prior to the game)

SEATTLE SEAHAWKS (Saturday, August 25) — Hotel: Red Lion Inn/SeaTac, 18740 Pacific Highway South, Seattle, Washington — Phone: (206) 246-8600 — Contact: Darla Peterson — Advance: **Pendell/Moss**

LOS ANGELES RAMS (Saturday, September 2) — Hotel: Irvine Marriott Hotel, 18000 Von Karman Avenue, Irvine, California — Phone: (714) 553-0100 — Contact: Kendall French — Advance: **Pendell/Moss**

NEW YORK GIANTS (Sunday, September 17) — Hotel: Holiday Inn/Harmon Meadow Sportsplex, 300 Plaza Drive, Secaucus, N.J. — Phone: (201) 348-2000 — Contact: Eddie Bishop — Advance: **Keenist**

MINNESOTA VIKINGS (Sunday, October 8) — Hotel: Minneapolis Marriott City Center, 30 S. Seventh Street, Minneapolis, Minnesota — Phone: (612) 349-4000 — Contact: John Lebl — Advance: **Moss**

TAMPA BAY BUCCANEERS (Sunday, October 15) — Hotel: Radisson Bay Harbor Inn, 7700 Courtney Campbell Causeway, Tampa, Florida — Phone: (813) 889-8900 — Contact: Faye Rochelle — Advance: **Keenist**

GREEN BAY PACKERS (Sunday, October 29) — Hotel: Hyatt Regency Milwaukee, 333 West Kilbourn Avenue, Milwaukee, Wisconsin — Phone: (414) 276-1234 — Contact: Terry Houdek — Advance: **Pendell**

HOUSTON OILERS (Sunday, November 5) — Hotel: Westin Galleria, 5060 West Alabama, Houston, Texas — Phone: (713) 960-8100 — Contact: Janna Foster — Advance: **Keenist**

CINCINNATI BENGALS (Sunday, November 19) — Hotel: Hyatt Regency Cincinnati, 151 West Fifth Street, Cincinnati, Ohio — Phone: (513) 579-1234 — Contact: Rose Mary Gates — Advance: **Moss**

CHICAGO BEARS (Sunday, December 10) — Hotel: Westin Hotel Chicago, 909 N. Michigan Avenue, Chicago, Illinois — Phone: (312) 943-7200 — Contact: Gail Lipa — Advance: **Pendell**

ATLANTA FALCONS (Sunday, December 24) — Hotel: Atlanta Marriott Marquis, 265 Peachtree Center Avenue, Atlanta, Georgia — Phone: (404) 521-0000 — Contact: Jeffrey Hart — Advance: **Moss**



The Lions' new broadcast team of Jim Brandstatter (L) and Mark Champion (R) with Head Coach Wayne Fontes.

LIONS' RADIO

In 1989, the Detroit Lions' radio network will be comprised of 29 stations throughout the state of Michigan and directed by flagship station WWJ (950) Radio in Detroit.

The Lions' broadcasting team will feature play-by-play man Mark Champion, who had been the radio voice of the Tampa Bay Buccaneers the past nine years. Detroit radio and television sports personality Jim Brandstatter, who is a former star lineman for the University of Michigan, will provide the commentary. Behind the scenes, providing game statistics to Champion and Brandstatter, will be Walter Dell — who is in his 28th season covering the Lions.

Members of the Lions' 29-station network and their locations (at press time):

WWJ, Detroit
 WABJ, Adrian
 WMLM, Alma
 WBCK, Battle Creek
 WBRN, Big Rapids
 WKYO, Caro
 WKHQ, Charlevoix
 WYKX, Escanaba
 WFDF, Flint
 WOOD, Grand Rapids
 WGRY, Grayling
 WCSR, Hillsdale
 WHGR, Houghton Lake
 WIBM, Jackson

WKMI, Kalamazoo
 WJIM, Lansing
 WKLA, Ludington
 WTIQ, Manistique
 WDMJ, Marquette
 WKBZ, Muskegon
 WNBV, Newberry
 WONT, Ontonagan
 WHLS, Port Huron
 WSGW, Saginaw
 WSOO, Sault Ste. Marie
 WSJM, St. Joseph
 WIOS/WKJC-FM, Tawas City
 WTCM, Traverse City

INDEX

Administration	7-15	NFL Rankings, 1988	142-143
All-Time Roster	214-220	NFL Schedule, 1989	237-239
Attendance—Silverdome	235	NFL Standings, 1934-88	196-211
Coaches, Lions' All-Time	176-178	One-hundred Yard Games	16
Coaches Biographies	12-14, 16-24	Opponents Information	240-245
Directory	2-6	Overtime Games	236
Draft Picks—1988	97-108	Player Bios—Vets & Rookies	31-108
Draft (since 1950)	221-229	Post-Season Games	236
Game-By-Game Stats, Info	124-134	Pro Bowl Lions	212
Historical (Team)	230-231	Pre-Season All-Time Results	180-181
Historical Dates	234-235	Radio Network	250
Hall of Fame Lions (NFL)	179	Records, Individual & Team	147-161
Hall of Fame Lions (Michigan)	239	Rosters—Vets & Rookies	94-96
How the Lions Were Built	141	Roster Moves—1988-89	144-146
Instant Replay	75	Rule Changes for 1989	248
Last Time	175	Season In Review—1988	109-121
Leaders, Lions'-Seasonal	162-163	Silverdome Information	246-247
Longest Plays	165	Silverdome Records	195
Longevity Log	212	Super Bowl Sites	211
Milestones	122-123	Thanksgiving Day Series	232-233
MVPs, Lions	136-137	Travel Itinerary—1989	249
NFL Dates	IFC	Yearly Lions' Leaders	166-174

NOTES

This image shows a single sheet of white paper with horizontal blue or grey ruling lines. The lines are evenly spaced and run across the width of the page. There are approximately 20 lines visible. The paper appears to be a standard notebook page.

AUGUST

SUNDAY	MONDAY	TUESDAY	WEDNESDAY	THURSDAY	FRIDAY	SATURDAY
		1	2	3	4	5 HOF Game, Buff. vs Wash. 1:30 PM (ABC) American Bowl, Tokyo, Japan: LA Rams vs. SF 10 PM (ET; ESPN)
6 American Bowl, London, England: Cleve. vs. Phil. 1:00 PM (ET; NBC)	7	8	9	10	11 First Preseason Weekend.	12 BROWNS at LIONS 7:30 PM
13	14	15	16	17	18	19 Second Preseason Weekend. BENGALS at LIONS 7:30 PM
20	21	22	23 Third Preseason Weekend.	24	25 LIONS at SEATTLE 10:30 PM	26
27	28	29 Roster cutdown to maximum of 60 players on Active List.	30	31		
						All times Eastern

SEPTEMBER

SUNDAY	MONDAY	TUESDAY	WEDNESDAY	THURSDAY	FRIDAY	SATURDAY
					1 Fourth Preseason Weekend.	2 LIONS at RAMS 9:00 PM
3	4 Roster cutdown to maximum of 47 players.	5 After 4 PM, New York time, clubs may estab- lish Development Squad of six players	6	7	8	9
10 Regular-Season opens. CARDINALS at LIONS 1:00 PM	11 NYG at Wash. 9 PM (ABC)	12	13	14	15	16
17 Second Regular- Season Weekend. LIONS at GIANTS 4:00 PM	18 Den at Buff 9 PM (ABC)	19	20	21	22	23
24 Third Regular- Season Weekend. BEARS at LIONS 1:00 PM	25 Cle at Cin 9 PM (ABC)	26 Priority on multiple waiver claims is now based on the current season's standing	27	28	29	30
						All times Eastern

OCTOBER

SUNDAY	MONDAY	TUESDAY	WEDNESDAY	THURSDAY	FRIDAY	SATURDAY
1 Fourth Regular- Season Weekend. STEELERS at LIONS 1:00 PM	2 Phil at Chi 9 PM (ABC)	3	4	5	6	7
8 Fifth Regular- Season Weekend. LIONS at VIKINGS 1:00 PM	9 Raiders at Buff 9 PM (ABC)	10	11	12	13	14
15 Sixth Regular Season Weekend. LIONS at BUCS 1:00 PM	16 Rams at Buff 9 PM (ABC)	17 Trading of player contracts/rights ends at 4 PM, New York time.	18	19	20	21
22 Seventh Regular- Season Weekend. VIKINGS at LIONS 1:00 PM	23 Cin at Cle 9 PM (ABC)	24 NFL Fall Meeting, Cleveland, Ohio	25 NFL Fall Meeting, Cleveland, Ohio	26	27	28
29 Eighth Regular- Season Weekend. LIONS at PACKERS 1:00 PM (Mil.)	30 Minn at NYG 9 PM (ABC)	31				
						All times Eastern

NOVEMBER

SUNDAY	MONDAY	TUESDAY	WEDNESDAY	THURSDAY	FRIDAY	SATURDAY
			1	2	3	4
5 Ninth Regular- Season Weekend. Dal at Wash 8 PM (ESPN) LIONS at OILERS 1:00 PM	6 SF at NO 9 PM (ABC)	7	8	9	10	11
12 Tenth Regular- Season Weekend. Raiders at SD 8 PM (ESPN) PACKERS at LIONS 1:00 PM	13 Cin at Hou 9 PM (ABC)	14	15	16	17	18
19 Eleventh Regular- Season Weekend. NYJ at Ind 8 PM (ESPN) LIONS at BENGALS 1:00 PM	20 Den at Wash 9 PM (ABC)	21	22	23 Twelfth Regular- Season Weekend BROWNS at LIONS 12:30 PM (Thanksgiving) Phil at Dal 4 PM	24	25
26 Rams at NO 8 PM (ESPN)	27 NYG at SF 9 PM (ABC)	28	29	30		
						All times Eastern

DECEMBER

SUNDAY	MONDAY	TUESDAY	WEDNESDAY	THURSDAY	FRIDAY	SATURDAY
					1	2
Thirteenth Regular Season Weekend. SAINTS at LIONS Chi at Minn. 1:00 PM 8 PM (ESPN)	4 Buff at Sea 9 PM (ABC)	5	6	7	8	9
Fourteenth Regular Season Weekend. LIONS at BEARS NE at Mia 1:00 PM 8 PM (ESPN)	11 SF at Rams 9 PM (ABC)	12	13	14	15	16 Fifteenth Regular Season Weekend. Dal at NYG 12:30 PM (CBS) Den at Phx 4 PM (NBC)
17 Raiders at Sea 8 PM (ESPN) BUCS at LIONS 1:00 PM	18 Ballooning for AFC-NFC Pro Bowl. Phil at NO 9 PM (ABC)	19 Ballooning for AFC-NFC Pro Bowl.	20	21	22	23 Sixteenth Regular Season Weekend. Buff at NYJ 12:30 PM (NBC) Wash at Sea 4 PM (CBS) Cle at Hou 8 PM (ESPN)
24 LIONS at FALCONS 1:00 PM	25 Cin at Minn 9 PM (ABC) (Christmas)	26	27 Deadline for post-season participants to sign free agents for playoffs, except punters or kickers.	28	29	30
31 Wild Card Playoffs						All times Eastern

JANUARY/FEBRUARY

SUNDAY	MONDAY	TUESDAY	WEDNESDAY	THURSDAY	FRIDAY	SATURDAY
	1	2	3	4	5	6 Divisional Playoffs.
7 Divisional Playoffs.	8	9	10	11	12	13
14 AFC and NFC Championship Games	15	16	17	18	19	20
21	22	23	24	25	26	27
28 Super Bowl XXIV, Louisiana Superdome, New Orleans, La.	29	30	31 Combine Timing and Testing, Housier Dome, Indianapolis, Inc.	Feb. 1	Feb. 2	Feb. 3
Feb. 4 AFC-NFC Pro Bowl Honolulu, Hawaii.	Feb. 5	Feb. 6	Feb. 7	Feb. 8	Feb. 9	Feb. 10

DETROIT'S BEST TEAM

*Restore
the Roar!*

Wayne Fontes 



Metro Detroit's **Quality DEALERS**

BLOOMFIELD HILLS

ALAN FORD, INC.
1845 S. Telegraph

CENTERLINE

BOB THIBODEAU, INC.
26333 Van Dyke

DEARBORN

FAIRLANE FORD SALES, INC.
14585 Michigan Avenue

VILLAGE FORD, INC.
23535 Michigan Avenue

DETROIT

JERRY BIELFIELD COMPANY
8333 Michigan Avenue

STARK HICKEY WEST, INC.
24760 W. Seven Mile Road

RIVERSIDE FORD, INC.
1833 E. Jefferson

FARMINGTON HILLS

TOM HOLZER FORD, INC.
39300 W. 10 Mile Rd

FERNDALE

ED SCHMID FORD, INC.
21600 Woodward Avenue

FLAT ROCK

DICK McQUISTON FORD, INC.
22675 Gibraltar Road

LIVONIA

BILL BROWN FORD, INC.
32222 Plymouth Road

MT. CLEMENS

MIKE DORIAN FORD, INC.
35900 Gratiot

RUSS MILNE FORD, INC.
43870 Gratiot Avenue

NORTHVILLE

McDONALD FORD SALES, INC.
550 W. Seven Mile Road

OAK PARK

MEL FARR FORD, INC.
24750 Greenfield

PLYMOUTH

BLACKWELL FORD, INC.
41001 Plymouth Road

PONTIAC

FLANNERY MOTORS, INC.
5900 Highland Road

REDFORD

PAT MILLIKEN FORD, INC.
9600 Telegraph Road

ROCHESTER

HUNTINGTON FORD, INC.
2890 S. Rochester Road

ROYAL OAK

ROYAL OAK FORD, INC.
550 N. Woodward Avenue

SOUTHFIELD

AVIS FORD, INC.
29200 Telegraph

SOUTHGATE

SOUTHGATE FORD, INC.
16600 Fort Street

ST. CLAIR SHORES

ROY O'BRIEN, INC.
22201 Nine Mile Road

STERLING HEIGHTS

JEROME-DUNCAN, INC.
8000 Ford Country Lane

TAYLOR

RAY WHITFIELD, INC.
10725 S. Telegraph Road

TROY

TROY MOTORS, INC.
777 John R

DEAN SELLERS, INC.
2600 W. Maple

WARREN

AL LONG, INC.
13711 E. Eight Mile Road

WAYNE

JACK DEMMER FORD, INC.
37300 Michigan Avenue

WESTLAND

NORTH BROTHERS FORD, INC.
33300 Ford Road

WOODHAVEN

GORNO FORD, INC.
22025 Allen Road

