


LYONS







1990 MEDIA GUIDE

1990 DETROIT LIONS' SCHEDULE

(All times are Eastern Standard time)

Pre-Season Games

Thurs., August 9	at Houston Oilers	8:00 p.m.	
Fri., August 17	BUFFALO BILLS	7:30 p.m.	
Fri., August 24	KANSAS CITY CHIEFS	7:30 p.m.	
Fri., August 31	at Cincinnati Bengals	7:30 p.m.	

Regular-Season Games

Sun., September 9	TAMPA BAY BUCCANEERS	1:00 p.m.	
Sun., September 16	ATLANTA FALCONS	1:00 p.m.	
Sun., September 23	at Tampa Bay Buccaneers	8:00 p.m.	
Sun., September 30	GREEN BAY PACKERS	1:00 p.m.	
Sun., October 7	at Minnesota Vikings	1:00 p.m.	
Sun., October 14	at Kansas City	1:00 p.m.	
Sun., October 21	Bye-No Game Scheduled		
Sun., October 28	at New Orleans Saints	1:00 p.m.	
Sun., November 4	WASHINGTON REDSKINS	1:00 p.m.	
Sun., November 11	MINNESOTA VIKINGS	1:00 p.m.	
Sun., November 18	at New York Giants	1:00 p.m.	
Thurs., November 22	DENVER BRONCOS	12:30 p.m.	
Sun., December 2	at Chicago Bears	1:00 p.m.	
Mon., December 10	LOS ANGELES RAIDERS	9:00 p.m.	
Sun., December 16	CHICAGO BEARS	8:00 p.m.	
Sat., December 22	at Green Bay Packers	12:30 p.m.	
Sun., December 30	at Seattle Seahawks	4:00 p.m.	

(HOME games in CAPS)



More publications available at:

www.retroseasons.com/library/

TABLE OF CONTENTS

Administration	3-9	NFL Schedule (1990)	292-294
All-Time Scores, Dates	235-241	NFL Standings (1934-88)	248-263
All-Time Roster	273-281	One Hundred Yard Rushing Days	204-205
Attendance (Silverdome)	268	One Hundred Yard Receiving	206-207
Coaches Biographies	13-26	Opponents' Information	295-300
Coaching History	222-224	Overtime & Post-Season Games	266-267
Draft Choice Biographies (1990)	121-135	Player Biographies (Vets)	35-107
Draft Choices (since 1950)	282-290	Pro Bowl Lions	174-176
Free Agent Biographies	136-138	Pre-Season All-Time Results	231-233
Game-By-Game Stats	159-160	Radio Network	303
Game Summaries	148-155	Records, Individual & Team	186-198
Historical Dates	271-272	Records, Opponents	225-228
History of the Lions	270	Rosters	108-113
Hall of Fame Lions (NFL)	177-179	Roster Moves	168-170
Hall of Fame Lions (Michigan)	233	Rule Changes for 1990	301
Heisman Trophy Lions	180-181	Season in Review (1989)	148-155
Honors & Milestones	183-184	Significant Dates	271-272
How the 1989 Lions Were Built	116	Silverdome Information	304-305
Instant Replay	302	Silver Stretch Offense	118-119
Last Time	219-220	Silverdome Records	267
Lions' Seasonal Leaders	202-203, 211-218	Staff Directory	4-5
Longest Plays	209	Super Bowl Sites	264
Longevity Log	147	Superlatives (1989)	165-167
Media Services	2	Thanksgiving Day Series	265
Monday Night Games	266	Three Hundred Yard Passing	208
MVPs	172-173	Travel Itinerary (1990)	306
NFL Ranking (1989)	156-157		

THE DETROIT LIONS, INC. QUICK FACTS

Address

1200 Featherstone Road
Pontiac, MI 48342

Stadium

Pontiac Silverdome (Capacity —
80,494) — Opened Aug. 23, 1975

Conference

National (Central Division)
First NFL Game in Detroit — 1934

Ticket Information

Upper and Lower Deck
Seats — \$20.00
Bleacher Seats — \$7.50
(on sale 3 weeks before game)

Phone

313/335-4131 (Office)
335-4151 (Tickets)

Colors

Honolulu Blue & Silver

MEDIA SERVICES DIRECTORY

SILVERDOME PRESS BOX

The working area for writers, broadcasters and overhead photographers is located on the Club Level between the south and west corners of the stadium. The facility can accommodate more than 150 media representatives in the upper press area and contains 15 booths in the lower area for radio, television, photographers, public address and scoreboard operations.

CREDENTIALS

All applications must be made through Bill Keenist, the Lions' Director of Public Relations. Credentials are available to working members of the media only. Advance notification of requests is appreciated. Season credentials will be issued to appropriate outlets. Since no Press Will Call window is available due to the need for a parking pass to gain press lot access, most credentials and parking passes are mailed. Please allow AT LEAST three days for mail delivery. Credentials can be left at a local hotel for pickup on game day. That hotel is the Auburn Hills Holiday Inn, which is located at Opdyke Rd. and University Blvd. The front desk is used as a credential pickup point when requests are made too late to guarantee mail delivery.

PARKING

A parking pass is required to enter the press parking area, located on the southwest side of the Silverdome. Enter Gate 1 from Opdyke Road and proceed to the press parking area adjacent to the Press Box. Press parking is not automatically issued to every credentialed member of the media covering the game because of an insufficient number of parking passes and spaces.

SERVICES

Statistical information is distributed before, during and after the game. Spotters and statisticians are available to radio and TV crews upon advance request. Food and beverages for the working media are available in the Press Lounge. Your game credential entitles you to the buffet meal that is served prior to the game.

PRESS CONFERENCE/LOCKER ROOM ACCESS

Head Coach Wayne Fontes will hold his regular Monday luncheon/press conference at noon in the press box lounge of the Pontiac Silverdome. The Lions' locker room is open for player interviews between the hours of 12:00 (Noon) — 12:55 p.m. on non-game days. **The Lions' Public Relations staff is here to help. If you need assistance, don't hesitate to ask any of the PR persons shown below.**



BILL KEENIST



TIM PENDELL



WAYNE B. MOSS



BARBARA SALIBA



**ADMINISTRATION
AND COACHING STAFF**

**ADMINISTRATION
AND COACHING STAFF**

**ADMINISTRATION
AND COACHING STAFF**

**ADMINISTRATION
AND COACHING STAFF**

**ADMINISTRATION
AND COACHING STAFF**

**ADMINISTRATION
AND COACHING STAFF**

**ADMINISTRATION
AND COACHING STAFF**

**ADMINISTRATION
AND COACHING STAFF**

**ADMINISTRATION
AND COACHING STAFF**

**ADMINISTRATION
AND COACHING STAFF**

1990 LIONS' DIRECTORY

Management

Owner and President	William Clay Ford
Executive Vice President & Chief Operating Officer	Chuck Schmidt
Head Coach	Wayne Fontes
Secretary and Legal Counsel	Frederick C. Nash
Treasurer	William Clay Ford Jr.

Administrative Staff

Director of Player Relations	Otis Canty
Travel Coordinator/Accountant	Tom Lesnau
Ticket Manager	Fred Otto
Assistant Ticket Manager	Mark Graham
Computer Coordinator	Jim Renouf
Consultant	Lyall Smith

Public Relations Staff

Director of Public Relations	Bill Keenist
Director of Communications	Tim Pendell
Assistant Director of Public Relations	Wayne B. Moss
Secretary	Barbara Saliba

Coaching Staff

Defensive Assistant	Don Clemons
Quarterbacks and Receivers	Mouse Davis
Defensive Backs	Len Fontes
Special Teams	Frank Gansz
Strength and Conditioning	Bert Hill
Quarterbacks and Receivers	June Jones
Defensive Line	Lamar Leachman
Off./Def. Administrative Assistant to the Head Coach	Dave Levy
Running Backs	Billie Matthews
Inside Linebackers	Herb Paterra
Receivers	Charlie Sanders
Offensive Line	Jerry Wampfler
Defensive Coordinator/Outside Linebackers	Woody Widenhofer

Football Operations Support Staff

Equipment Manager	Dan Jaroshewich
Assistant Equipment Manager	Mark Glenn
Video Director	Steve Hermans
Equipment Assistant	Gavin Johnson
Groundskeeper	George Karas

Medical Staff

Head Trainer	Kent Falb
Assistant Trainer	Joe Recknagel
Assistant Trainer	Robert Thomas
Team Doctors	Keith Burch, M.D., David Collon, M.D.

Player Personnel/Scouting Staff

Director of Player Personnel	Ron Hughes
Director of Pro Scouting	Kevin Colbert
Area Scout	Dirk Dierking
Area Scout	Scott McEwen
Area Scout	Jim Owens
Area Scout (BLESTO)	Rick Spielman
Part-Time Scout	Allen Hughes

Office Staff

Secretary, Mr. Ford	Claire Mittendorf
Secretary, Mr. Schmidt	Laura Douglas
Secretary, Mr. Fontes and Coaches	Barbara Mouthaan
Secretaries, Player Personnel	Marylee Jensen, Helen Misener
Secretary, Mr. Otto	Lisa Sabo
Secretaries, Ticket Office	Deanna Hittinger, Liz Sorles, Terri Kimble
Secretary, Accounting	Judy Kowalkowski
Receptionist	Karen Ross
Office Assistant	DeAnna Quick
Office Assistant	Michael Richardson

Support Staff (Day of Game)

Entertainment Director	Harold Arnoldi
Field Activities	Arndt Trygstad, Bob James, John Oddo, Ted Smith, Dan Trygstad
Photographer	Tom Albert
Press Box Chief	Dan Walton
Public Address Announcer	Dan Hunter
Statistics Crew Chief	Bob Filiatrault
Team Chaplain	Dave Wilson

IMPORTANT DATES FOR YOU TO REMEMBER

July 17-19	Passing Camp
July 19	Training Camp Reporting Date

Note: Training camp for the Detroit Lions will be held at the outdoor practice fields on the grounds of the Pontiac Silverdome. The team will be housed at the Holiday Inn, 1500 Opdyke Road, Auburn Hills, MI, 48057, phone: (313) 373-4550. For further details on training camp schedules and arrangements, contact the Lions' Public Relations Department, (313) 335-4131.

August 4	Hall of Fame Game at Canton, Ohio Denver Broncos vs. Chicago Bears
August 9-12	First Pre-Season Weekend
September 9-10	Regular Season Opens
December 29-31	Regular Season Closes
January 5-6	AFC and NFC First Round Playoff Games
January 12-13	AFC and NFC Divisional Playoff Games
January 20	AFC and NFC Championship Games
January 27	Super Bowl XXIV at Tampa Stadium, Tampa, Florida
February 3	AFC-NFC Pro Bowl at Aloha Stadium, Honolulu, Hawaii



Owner and President

WILLIAM CLAY FORD

The patriarch of the Detroit Lions franchise is team owner and president, William Clay Ford, whose relationship with the Lions began during his childhood, when his father, Edsel Ford, took him to the University of Detroit Stadium to see the first Lions' team play in their maiden season in the Motor City in 1934.

Known as Bill Ford to his friends and business associates, he became a club director in 1956 and was asked by then-Lions' President Edwin J. (Andy) Anderson to become the Lions' president in 1961.

In November of 1963, Mr. Ford purchased the team outright for \$4.5 million and officially took over the club Jan. 10, 1964.

The 1990 season will mark Mr. Ford's 27th as sole owner of the Lions. During his ownership, Mr. Ford has provided the team with stability, integrity and honest leadership — characteristics that seem atypical in today's modern era of sports, where ownership changes and franchise movements have become annual occurrences.

During 26 seasons the Lions have played under Bill Ford's ownership, they have had their high moments. The 1969 through '75 teams all finished in second place in the NFC Central Division with a high-water win-loss mark of 10-4 in '70. The '80 and '81 teams also finished in second place and the 1983 club captured the NFC's Central Division Championship. A win in playoff competition has eluded Ford's Lions, however, and just ten seasons have been .500 or better.

But the future certainly appears bright. At the end of the 1988 season, Mr. Ford appointed Wayne Fontes the team's new head coach and that decision already has started to pay dividends.

The Lions ended the 1989 season as one of the hottest teams in the National Football League, winning six of their final seven games. In fact, the Lions' five-game winning streak to end the campaign marked the first time since the 1970 season that the team had posted that many consecutive victories.

"Obviously, I am very encouraged by the way we finished last year," says Mr. Ford. "It's a tribute to Wayne, the coaching staff and the players for maintaining their competitiveness throughout the season after we got off to such a poor start (1-8).

"It would have been very easy to pack it in, but the players believed in their coaches and in themselves, and by the end of the year, we were a very competitive football team. We still have a long way to go, but we feel we're on the right track."

Of course, Mr. Ford's other passion is the automobile industry, he being a grandson of the inventor and auto pioneer Henry Ford, founder of the Ford Motor Company.

Although he retired from his post as Ford Motor Company Vice-Chairman in March of 1989, Mr. Ford remains a member of the Board of Directors and chairman of the Finance and Executive Committees. He has been a board member since 1948 and was chairman of the company's Design Committee since its inception in 1957 until retirement in 1989.

During his career with the company, Mr. Ford gained special satisfaction and acclaim as the executive in charge of the design, development and subsequent introduction of the Continental Mark II, the successor to the classic Lincoln Continental that had been developed and introduced by his father Edsel in 1939.

The youngest of Edsel's four children, William Clay Ford was born March 14, 1925. Following a tour of duty with the U.S. Naval Air Corp, he enrolled at Yale, where he captained both the tennis and soccer teams at the Ivy League school. In fact, he was a nationally-ranked tennis player until two Achilles tendon surgeries relegated him to the sidelines. (Mr. Ford's athletic participation today includes some tennis, although he prefers golf, a game in which he nearly became a scratch performer.)

He would graduate from Yale with a Bachelor of Science degree and then join Ford's sales and advertising staff. He later served on the industrial relations staff where he was a member of the committee that negotiated the historic 1949 contract with the UAW-CIO.

He helped orchestrate a major change in Lions' history when the team moved in 1975 from the downtown-located Tiger Stadium to metropolitan Pontiac and the 80,000-seat Pontiac Silverdome, which remains the world's largest (based on seating capacity) indoor athletic facility.

Mr. Ford also is Chairman Emeritus of the Board of Trustees of the Edison Institute, which operates Greenfield Village and the Henry Ford Museum in Dearborn. He is a trustee of the Eisenhower Medical Center, and serves as a director or trustee for the Boys' Club of America, the National Tennis Hall of Fame, the United Way For Southeastern Michigan, and the Economic Club of Detroit.

His more recent appointments include being named a trustee for the Michigan Heart Association and to the Ronald Reagan Presidential Foundation. He received an honorary doctor of science degree from the Art Center College of Design in Pasadena, CA., in 1981.

He is married to the former Martha Firestone of Akron, Ohio, and they are the parents of three daughters — Martha, Sheila and Elizabeth — and a son, Bill Jr., who serves the Lions as club treasurer.



Treasurer

WILLIAM CLAY FORD JR.

One of the fastest-rising, young executives of the Ford Motor Company doubles as the treasurer of the Detroit Lions — William Clay Ford Jr. The 33-year-old Ford recently (April, 1990) was named Director of Business Strategy for the Ford Automotive Group. Prior to assuming his current responsibilities, he was the manager of Ford Heavy Truck Engineering and Manufacturing after a three-year assignment in Europe. Previously, he was elected to the Ford Motor Company's Board of Directors (Jan. 14, 1988).

Mr. Ford, son of Lions' Owner and President William Clay Ford, joined the company in 1979 as a product planning analyst in Advanced Vehicles Development. He later moved to automotive assembly operations and worked on the launch of the Escort and Lynx. Additionally, he was a zone manager for district sales in the New York-New Jersey area before he was appointed as a member of Ford's bargaining team for negotiations with the UAW in 1982.

After a stint as a Ford Division advertising specialist, the Princeton University graduate entered the Massachusetts Institute of Technology where he earned a master's degree in management. Subsequent moves at Ford came in 1984 when he served as an international finance specialist and, in 1985, when he became a Car Product Development planning manager.

His tenure in Europe began in 1986 when Mr. Ford was appointed director of Commercial Vehicle Marketing for Ford of Europe and, in 1987, he moved his family to Zurich to become chairman and managing director of Ford Switzerland.



Executive Vice-President & Chief Operating Officer

CHUCK SCHMIDT

When it came time for Detroit Lions' Owner and President William Clay Ford to replace retiring General Manager Russ Thomas at the end of last season, he looked for someone with the character, integrity and vision to lead his franchise into the decade of the 1990's.

Mr. Ford's search took him no farther than the Lions' front office where Chuck Schmidt had resided for 14 years and had performed a variety of duties, most recently serving as the team's Vice-President for Finance.

Schmidt was named the club's new Executive Vice-President and Chief Operating Officer on Dec. 27, 1989 and in the short time since his appointment, Schmidt's presence already has been felt and seen.

He has hired a new Director of Player Personnel in Ron Hughes; oversaw the construction of a new weight room that rivals any in the National Football League; was instrumental in the Lion's switch in training camp sites from Oakland University to the team's year-round residence at the Pontiac Silverdome, which will create a much more convenient and comfortable atmosphere for the players, coaches and football operations staffs; and spearheaded a unique marketing venture with the parent company (Glass Palace) of the Detroit Pistons that will guarantee the Lions their most active marketing and promotional efforts in team history.

But Schmidt feels that despite all the changes an organization might make, the bottom line is winning, and virtually nothing else matters.

"Winning is paramount. That's why we're all in this business," Schmidt says. "And I firmly believe you win with players and coaches.

"We have established a coaching staff that's as good as any in football and we have a strong nucleus of good football players.

"We want to give our players every opportunity to realize their full potential and give our coaching staff all the resources that they need to win," he continued. "Our entire organization must be committed to giving our coaches and players the absolute best chance to win.

"We all share in the optimism that resulted from our fine finish last season, but that won't win one game for us this season. If anything, it's going to make it tougher, because people will be shooting

for us. But we have a head coach in Wayne Fontes and a group of assistant coaches who will not let anyone get complacent. The coaches and players will be ready for the challenge.”

Schmidt also must be “ready for the challenge” that is the ever-changing world of professional sports. His track record shows he is.

For the past three seasons Schmidt has been responsible for all player contracts and during this period no team in the NFL has been more proficient at signing its draft choices than the Lions. In fact, the Lions were the only NFL team to have all of its draft picks signed prior to the start of training camp in both 1987 and 1988.

A Detroit native, Schmidt was a standout athlete at Detroit’s Lutheran East High School. He received numerous athletic scholarship offers before accepting a scholarship from the University of Michigan where he earned his undergraduate degree in business. In fact, prior to his acceptance of the scholarship offer from Michigan, Schmidt was drafted by the Cincinnati Reds, but opted for college. While at Michigan, Schmidt was a three-year letterman at shortstop for Wolverine baseball.

After earning a graduate degree in finance from Detroit’s Wayne State University, he joined the accounting firm of Ernst and Whinney, where for five years he worked as a tax specialist. Schmidt, 43, has been with the Lions since 1976 when he joined the club as a CPA. He soon thereafter was promoted to the team’s controller. In 1987, Schmidt was named to the position of Vice-President for Finance and has since overseen the crucial, yet often thankless task of signing the team’s draft choices.

He serves on the Board of Directors for Detroit Tigers’ Manager Sparky Anderson’s CATCH charity and also is on the board of the Pontiac Development Foundation, which is an organization established to enhance economic development in the Pontiac area. The past June, Schmidt served as the Honorary Chairman of the Detroit Lions Alumni Chapter Golf Tournament which benefits the Michigan Special Olympics.

Born on Jan. 22, 1947, Schmidt and his wife Sharon reside in Rochester Hills, MI., with their three children, Scott, Krista and Matthew.



LIONS' STAFF



FRED OTTO
Ticket Manager



TOM LESNAU
Travel Coordinator/
Accountant



JIM RENOUF
Computer Coordinator



MARK GRAHAM
Assistant
Ticket Manager



CLAIRE MITTENDORF
Secretary, Mr. Ford



LAURA DOUGLAS
Secretary, Mr. Schmidt



BARBARA MOUTHAAAN
Secretary,
Mr. Fontes and Coaches



MARYLEE JENSEN
Secretary,
Player Personnel



HELEN MISENER
Secretary,
Player Personnel



LISA SABO
Secretary, Mr. Otto



LIZ SORLES
Secretary, Ticket Office

LIONS' STAFF



DEANNA HITTINGER
Secretary, Ticket Office



TERRI KIMBLE
Secretary, Ticket Office



JUDY KOWALKOWSKI
Secretary, Accounting



KAREN ROSS
Receptionist



DeANNA QUICK
Office Assistant



MICHAEL RICHARDSON
Office Assistant



GEORGE KARAS
Groundskeeper





GAVIN JOHNSON
Equipment Assistant



TOM ALBERT
Team Photographer



DAVE WILSON
Team Chaplain





Head Coach

WAYNE FONTES

6th Year with Lions

2nd Full Year as Head Coach

15th Year in the NFL

When Wayne Fontes officially was named the 17th head coach in Detroit Lions' history, Dec. 22, 1988, he promised that his team would put excitement back into the Pontiac Silverdome and that the Lions would "Restore the Roar." With the new "Silver Stretch" offense and an end-of-season five-game winning streak, the 1989 Lions turned promises into performances that should pay dividends in 1990.

Consider that Fontes' young 1989 Lions:

- Ended the season as the hottest team in the NFL with five straight victories including a 13-10 Thanksgiving Day conquest of the heavily favored and playoff-bound Cleveland Browns. Only the Washington Redskins and eventual Super Bowl Champion San Francisco 49ers matched Detroit's end-of-season victory blitz.
- Scored their most points since the 1983 NFC Central Division Championship season, and averaged 25 points a game during the November-December winning string.
- Led the NFL in offensive average per rushing attempt (4.9) and the defense topped the League by allowing only 3.6 yards per rush.
- For the first time since 1972, sent four players to the Pro Bowl: Jerry Ball, Eddie Murray, Barry Sanders and Chris Spielman.
- Featured NFL "Rookie of the Year" Barry Sanders who set Detroit rushing records in yards gained (1,470) and touchdowns (14). His season yardage total was second in the NFL only to Kansas City's Christian Okoye who had just 10 more yards than Sanders on 90 more rushing attempts.
- Had the NFL's finest special teams led by place-kicker Eddie Murray, who for the second straight season tied a League record by hitting 20 of 21 field goal attempts. Kick returner Mel Gray's 26.7 averaged topped the NFC, and punter Jim Arnold narrowly missed a third straight Pro Bowl berth by placing third in the NFL with his 43.1 punting average.

"I was very proud of our 1989 Lions," said Fontes. "The team never quit and it learned how to win the close games.

"The inability to make the big play in games that we had a chance to win especially hurt us early in the season. However, from the Thanksgiving Day game on, we made the big plays like good teams should make them.

"Our goals for 1990 are the same goals we always will have going into a new season — to go to the Super Bowl and win it. If we are unable to reach those goals, we want to win the division and go to the playoffs.

"In order to achieve our goals, we must do a better job defensively by putting more pressure on the quarterback, and consistently doing a good job — like we did late in the season — when we shift into our nickel package. Offensively, we have to be more consistent throwing the football. We have a pass-oriented offense and last year, with a great back like Barry Sanders, we generated more offensive power running the football. Therefore, we absolutely must improve our passing game."



A look at Fontes' football background reads like a blueprint for success. He was named the Lions' head coach after serving five weeks as interim head coach at the close of the 1988 season. He coached Detroit to a 2-3 record during that span and to a 7-9 record in 1989 with a young squad that stumbled out of the gate but flexed its muscles with a late-season surge.

Fontes was born Feb. 17, 1939, in New Bedford, Mass., and lived there until he was 15 when he moved to Canton, Ohio, where his father worked in a steel mill. An exceptional schoolboy athlete at Canton's McKinley High School, he matriculated to Michigan State where he was a two-sport (football and baseball) star and earned All-Big Ten honors as a defensive back.

He was selected to play in the North-South and Senior Bowl All-Star games in 1962 before being drafted by the New York Jets where he started in the defensive backfield. His brief pro career (1962) was cut short by a broken leg. However, his 83-yard interception return against Houston (12-15-62) stood as a Jets' record until it was broken last season by Erik McMillan's 93-yarder.

His first coaching job was directing the freshman team at Michigan State in 1965, while he was working on his master's degree in administration (which he later earned). He coached at Visitation High School in Bay City, Mich., in 1966-67, winning the Michigan Class B state championship in '67 with a team that went 10-0. He then moved on to the college level and was defensive backfield coach at Dayton (1968), Iowa (1969-71) and Southern California (1972-75). It was at the latter stop Fontes began a 13-year association with John McKay, who brought Fontes with him when McKay was named the head coach of the expansion Tampa Bay Buccaneers in 1976.

Fontes spent nine years with the Bucs and advanced from secondary coach to defensive coordinator to assistant head coach under McKay. In his first year as the Bucs' defensive coordinator (1982) Tampa Bay led the NFC in defense.

He left the Bucs in 1985 to become the Lions' defensive coordinator. Under Fontes the Lions switched to a new 3-4 defensive alignment and the defense showed continued improvement.

Off the field, Fontes has been extremely active in charitable causes. Gifted with a quick smile and keen sense of humor, Fontes is often seen at community and charity events lending a helping hand. Active on the banquet circuit, he was the 1989 Chairman of the Michigan Chapter of the American Cancer Society's Great American Lockup which raised nearly \$200,000. He also serves as Chairman of a program to raise \$1 million for the expansion of Camp Fowler, a Mayville, Mich., camp for disabled children. Fontes also has participated in numerous charity golf outings and has been a chairman the past two years of the Detroit Lions Quarterback Club annual golf tournament which benefits the Boys and Girls Club of Pontiac.

Fontes and his wife Evelyn (who met at a high school sock hop in Canton) have three children (Mike, Scott and Kim) and reside in nearby Rochester Hills.

ASSISTANT COACHES



Defensive Assistant

DON CLEMONS

6th Year with Lions

6th Year in the NFL

In his sixth year with the Lions, Don Clemons continues to be valuable in a number of roles as defensive assistant coach. Clemons came to Detroit in 1985, and served four years as the Lions' Strength and Conditioning Coordinator before assuming his current duties in 1989.

Clemons, 36, is a native of Northampton, Pa. He was a standout defensive end at Muhlenberg (Pa.) College, where he earned All-District honors and was team captain his senior year ('76).

His first coaching experience was at Kutztown State (Pa.) where he tutored outside linebackers for two seasons (1977-78). He then spent one year as linebackers coach at New Mexico State (1979) before joining former Lions' Head Coach Darryl Rogers at Arizona State. Clemons was the strength and conditioning coach for the Sun Devils and also assisted the defensive line coach.

Holder of an English degree from Muhlenberg, Clemons and his wife Shawn — who starred in basketball at Arizona State and helped coach the Oakland University (Rochester, Mich.) women's basketball team to the NCAA Division II semi-finals in 1989-90 — live in Rochester Hills, Mich.



Quarterbacks and Receivers

"MOUSE" DAVIS

3rd Year with Lions

3rd Year in the NFL

A 30-year coaching veteran, Darrel "Mouse" Davis is in his second full season with the Lions and the National Football League after coming to Detroit as an offensive assistant for the final three weeks of the 1988 campaign. Davis serves as an architect of the "Silver Stretch" offense — a wide-open, run-and-shoot philosophy that long has been Davis' forte.

Davis began his coaching career in 1974 as the offensive coordinator at Portland State University where he became head coach one year later ('75). During his six years, his Vikings compiled a 42-24 record and rewrote the NCAA Division I-AA record book, setting 20 offensive records. In addition, 14 of his PSU players went on to play pro football including quarterbacks Neil Lomax (Cardinals) and June Jones (Falcons) who joined his mentor as a Lions' assistant coach.

After a one-year stint (1981) as an assistant at the University of California-Berkeley, Davis claimed his first pro coaching job in 1982 as offensive coordinator of the CFL Toronto Argonauts. With the free-wheeling "Run-'N-Shoot" offense in full gear, the former doormat Argonauts went all the way to the Grey Cup championship game before they were beaten by Edmonton. Davis went on to become the offensive coordinator of the USFL Houston Gamblers (1984) where Jim Kelly triggered an offense that set 38 league records enroute to posting a 13-5 regular-season mark. Davis then became head coach of the Denver Gold (USFL) in 1985 and led the team to an 11-7 record. He became director of football operations for the Arena Football League ('87) before being named in Detroit in November, 1988.

A graduate of Western Oregon State University, Davis lettered in three sports (football, basketball and baseball) and earned All-America honors as a quarterback and running back. Born on Sept. 6, 1932, he and his wife Beverly have four children (Brad, Debbie, Brent and D'Ann) and live in Lake Orion, Mich.





Defensive Backs

LEN FONTES

1st Year with Lions
10th Year in the NFL

New to the Lions this season is Len Fontes who will take charge of the defensive backs. The brother of Head Coach Wayne Fontes, he brings nine years worth of NFL experience to the Detroit coaching

staff.

Fontes, who spent last year in private business, wears a Super Bowl ring, a reminder of his highly successful coaching stint with the New York Giants. He coached the Giants' defensive backs for six seasons (1983-88) including 1986, when New York posted a 14-2 regular-season record and defeated Denver (39-20) in Super Bowl XXI. Prior to coaching in New York, he tutored the Cleveland Browns' secondary for three years (1980-82).

Born March 8, 1938, in Canton, Ohio, Len played and captained four varsity sports at Wareham, Mass., winning All-State honors in both football and baseball. He had a trial with the Boston Red Sox, then went on to Ohio State where he lettered for three seasons under Woody Hayes and was a safety on the 1957 national championship team.

Following graduation, Fontes coached on the high school level in Ohio at Logan, Canton McKinley (which won two Ohio state championships) and Mansfield Madison. He went to the college coaching ranks as a graduate assistant at Eastern Michigan (1968) where he earned a master's degree in administration. He also coached defensive backs at Dayton (1969-72), the U.S. Naval Academy (1973), and Miami (Fla.) (1974-79).

Fontes and his wife Mimi have three children (Debbie, Kathy and Leonard) and reside in Rochester, Mich.





Special Teams

FRANK GANSZ

2nd Year with Lions

13th Year in the NFL

A veteran of the NFL wars, Frank Gansz brought outstanding credentials to Detroit built through 13 years of NFL coaching experience. After two seasons as head coach of the Kansas City Chiefs (1987-88),

Gansz was quickly tabbed by Wayne Fontes following the 1988 season to direct the Lions' special teams.

It didn't take long for Gansz to add to his coaching credits. In a vote by the League's special teams coaches, he was named the NFL's 1989 Special Teams "Coach of the Year."

Gansz is in his 26th year as a coach. He began his coaching career at the Air Force Academy (1964-66), and had stints at Colgate (1968), the Naval Academy (1969-72), Oklahoma State (1973, '75), Army (1974) and UCLA (1976-77).

An outstanding special teams instructor, Gansz entered the NFL in '78 as special teams coach at San Francisco, and then added the title of tight ends coach to his credit during stops at Cincinnati ('79-80), Kansas City ('81-82) and Philadelphia ('83-85). Upon his return to Kansas City in 1986, Gansz was named assistant head coach and special teams coach. That season, the Chiefs' special teams blocked a NFL record 10 kicks and scored five touchdowns while sparking Kansas City to its first playoff berth in 15 years.

The 51-year-old (Nov. 22, 1938) Gansz was born in Altoona, Pa., and grew up in Pittsburgh. He is a 1960 graduate of the U.S. Naval Academy where he played guard, center and linebacker in three seasons and was a member of the 1958 Cotton Bowl team. Gansz went through the Air Force's pilot training program and earned his wings in 1961, flying single-engine aircraft.

Gansz and his wife Barbara have two children (Frank, who is an assistant coach at the United States Military Academy, and Jennifer), and live in Auburn Hills, Mich.





Strength and Conditioning Coach

BERT HILL

1st Year with Lions

1st Year in the NFL

Long ago NFL teams learned that much of the on-the-field success is due to dedicated and well-spent hours in the weight room. Taking charge of this vital responsibility for the Lions is new Strength and

Conditioning Coach Bert Hill.

Backed by nine years of college strength coaching experience, Hill organizes and implements the strength and conditioning program for the Lions, and has overseen the recent \$130,000 renovation of the club's weight room.

The 32-year-old (Jan. 25, 1958) Montgomery, Ala., native attended junior college at Marion (Ala.) Military Institute ('76-'77) where he captained the football team and also played baseball. After one year ('78) at Wichita State University where he was a Shockers' linebacker, he earned his degree in physical education from Auburn University (Montgomery campus).

His concentration on strength and conditioning began at Nichols State ('81-'82) where, as a graduate assistant, he helped coach the defensive line and was a strength coach. He earned his master's degree from Auburn (Auburn campus) where he again assisted with the strength program ('82-'83).

Hill was named the strength and conditioning coach under Coach Jackie Sherrill at Texas A&M ('83-'88) where the Aggies won three straight Southwest Athletic Conference titles. He served one year ('88-'89) in a similar capacity at Ohio State with Coach John Cooper before returning to Texas A&M to coach under long-time friend R.C. Slocum. Hill came to the Lions in March, 1990.

Hill married the former Tara Maragas on July 7, 1990. The couple resides in Rochester Hills, Mich.



Quarterbacks and Receivers

JUNE JONES

2nd Year with Lions

4th Year in the NFL

In 1989, June Jones was re-united with his former college coach, Mouse Davis, in giving the Lions double-duty coaching of the quarterbacks and receivers in the "Silver Stretch" offense. The 37-year-old Jones (Feb. 19, 1953) is in his second year in Detroit after he helped direct two highly successful seasons as quarterbacks coach of the Houston Oilers (1987-88).

Jones joined the Houston Oilers in 1987, and success followed. The Oilers posted their first winning season (9-6) and (wild card) playoff berth in seven years. The 1988 Oilers upped their record to 10-6 and again earned a wild card berth. He is widely credited with the development of the Oilers' "Red Gun Offense," an offensive formation which involves the use of four wide receivers. As a result of that system, Houston ended the '88 season ranked second in the NFL (behind Cincinnati) in scoring, averaging 26.5 points per game, and the ever-improving Warren Moon earned his first AFC-Pro Bowl berth.

A former two-sport (football and baseball) star at the University of Oregon (1971-72) and the University of Hawaii (1973-74), Jones transferred to Portland State (1975-76) where he was a two-time All-America under then-head coach Mouse Davis. After his four-year NFL playing career with Atlanta (1977-79, '81) and a one-season stint with the CFL's Toronto Argonauts ended, Jones began his coaching career in '83 as the QB's coach at the University of Hawaii (83).

One year later, he was named receivers coach with the Houston Gamblers ('84) of the USFL, where he continued his association with Davis, who was serving as offensive coordinator. When Davis gained the top spot with the Denver Gold (1985), he selected Jones as his offensive coordinator. After one season with the Gold, Jones followed Davis to Jacksonville in the same capacity, but the league suspended operations prior to the start of the '86 season.

A native of Portland, Oregon, Jones and his wife Diane have three daughters (Jennifer, Kelli and Nicole), and reside in Lake Orion, Mich.





Defensive Line

LAMAR LEACHMAN

1st Year with Lions
11th Year in the NFL

When former Lions' defensive line coach Dick Modzelewski announced his retirement following the 1989 season, Wayne Fontes knew he had some big shoes to fill. But, once again, Fontes was able to attract experienced, top-notch coaching talent by landing 10-year New York Giants' coaching veteran Lamar Leachman.

Leachman spent a decade (1980-89) coaching the Giants' defensive linemen and joined current Detroit coaching teammate Len Fontes in helping build one of the NFL's finest defenses. Before entering the NFL, he was defensive coordinator for two years (1978-79) with the Montreal Alouettes and three seasons (1975-77) for the Toronto Argonauts of the CFL. He also held a similar post for one year (1974) with the WFL New York Stars.

Born August 7, 1934, in Cartersville, Ga., Leachman was a center-linebacker under Bowden Wyatt at the University of Tennessee where he gained honorable mention All-America honors. He began his coaching career in Savannah, Ga., with Chatham County Public School as head coach. He remained there until 1966, when he was named assistant coach at Richmond University (1966-67). He also coached at Georgia Tech (1968-71), Memphis State (defensive coordinator, 1972), and South Carolina (defensive coordinator, 1973).

Offensive/Defensive Administrative Assistant to the Head Coach

DAVE LEVY

2nd Year with Lions
11th Year in the NFL



Thirty-three years worth of coaching experience, including 11 in the NFL, are wrapped around Davy Levy who has a shift in responsibilities for the 1990 season. After coaching running backs last year, Levy becomes Head Coach Wayne Fontes' right-hand man as his offensive/defensive administrative assistant.

Having coached virtually every position at one time or another during his career, the 57-year-old (Oct. 25, 1932) Levy came to Motown after nine seasons with the San Diego Chargers (1980-88). He served in many capacities with the Chargers, most recently as coach of the tight ends and H-backs. He also was San Diego's offensive coordinator (1983-85, '87) and coached the offensive line (1980-87). Levy coached on two divisional championship teams ('80-'81), and the "Air Coryell" offense flourished when the Chargers led the NFL ('81-'83) by allowing only one sack for every 27 pass attempts.

A two-year performer at guard for UCLA, Levy began his coaching career with the Bruins' freshman team in '54, and as an assistant at Long Beach City College (1955). Following five seasons in the California high school ranks (1955-59), he coached for 16 years at the University of Southern California. During the 1972-75 seasons, Levy and Wayne Fontes were assistants under former Trojan field general John McKay. During Levy's Trojan tenure, USC appeared in eight Rose Bowls. Before entering the NFL ranks (at San Diego) he concluded his USC stint as an assistant athletic director (1976-79).

Born in Carrollton, Missouri, Levy grew up in Long Beach, Calif. He and his wife Barrie have four children (Laurie, Ariel, John and Robert), and reside in Southfield, Mich.



Running Backs

BILLIE MATTHEWS

2nd Year with Lions

12th Year in the NFL

Billie Matthews moves back home. After serving one year as the Lions' defensive backs coach, Matthews will tutor the running backs — a position he has coached virtually his entire career.

Matthews, who previously served as running backs coach (1987-88) on the staff of present Lions' special teams coach Frank Gansz at Kansas City, is in his 12th season of coaching in the NFL. Prior to joining the Chiefs, he spent two years as offensive coordinator and running backs coach for the Indianapolis Colts (1985-86).

Matthews entered the NFL in '79 as running backs coach of the San Francisco 49ers, where he spent four seasons, including the team's first Super Bowl title in 1981. Matthews then joined the staff of the Philadelphia Eagles where he served two years (1983-84) as running backs coach.

He began his college coaching career at the University of Kansas in 1970 before moving on to an eight-year stint at UCLA (1971-78), where he coached the running backs and secondary. Matthews coached five 1,000-yard rushers (Kermit Johnson, James McAlister, Wendell Tyler, Theodis Brown and Freeman McNeil) while with the Bruins. A standout player himself, he quarterbacked Southern University (Baton Rouge, La.) to a 37-4 record during his playing career (1948-51).

A native of Houston, Tex., Matthews and his wife Gene have four children (Jackie, Kenneth, Kenette and Karen), and reside in Rochester Hills, Mich.



Inside Linebackers

HERB PATERRA

2nd Year with Lions

10th Year in the NFL

Though this season marks Herb Paterra's second in Detroit, the 10-year NFL coaching veteran was well familiar with Michigan and Head Coach Wayne Fontes long before joining the Lions to coach

the inside linebackers.

The association between Fontes and Paterra began at Michigan State, where both were teammates under former Spartan head coach Duffy Daugherty. Fontes played defensive back and Paterra was a two-way performer at MSU (offensive guard and linebacker).

Paterra began his professional career with the Buffalo Bills in 1963 (18th-round choice), and after two seasons in Buffalo (including one as AFL champions in '64), he joined the CFL Hamilton Tiger-Cats where he spent four years. Hamilton won two Grey Cup championships during his time there.

This year is Paterra's 22nd season of coaching. He began his coaching career at Michigan State as an assistant in 1969 (linebackers and defensive line). He also coached linebackers at Wyoming (1972-74). His first professional stint came in '75 when he served as linebackers coach with the Charlotte Hornets of the World Football League.

Following two seasons (1976-77) as head coach at North Mecklinburgh High in Charlotte, N.C., Paterra returned to Hamilton (CFL) as defensive coordinator. His first stint in the NFL came as the defensive coordinator and special teams coach of the Los Angeles Rams (1980-82).

After a return to the CFL as the defensive coordinator at Edmonton ('83), Paterra was named linebackers coach at Green Bay where he spent the '84-'85 seasons. He became a member of Hank Bullough's staff at Buffalo in 1986, as defensive coordinator and linebackers coach before joining the Tampa Bay Buccaneers to coach the inside linebackers ('87-'88).

The 49-year-old (Nov. 8, 1940) Paterra was born in Glassport, Pa. He and his wife Lou Ann have two sons — Jeff and Craig who were college quarterbacks at Michigan State and Missouri, respectively — and reside in Rochester Hills, Mich.





Receivers

CHARLIE SANDERS

2nd Year with Lions

2nd Year in the NFL

Recalling a former Lions' standout from the late '60s and early '70s, Detroit welcomed a good friend home when Wayne Fontes named Charlie Sanders the team's tight ends coach on Jan. 30, 1989.

Sanders, who played 10 years with the Lions, now concentrates on coaching the Lions' slot or inside receivers in the "Silver Stretch" offense.

Considered the finest tight end in Lions' history, Sanders is the club's all-time leading receiver with 336 receptions, second in yards gained with 4,817 (14.3-yard average), and fourth in touchdown catches with 31. The team's leading receiver during four of his 10 years, Sanders enjoyed his best year in '69, when he gained 656 yards on 42 receptions (he also caught 42 passes in 1974).



A durable performer who was forced to retire because of knee problems (July 21, 1978), Sanders missed only 12 games over his 10 seasons ('68-77) with the Lions. The seven-time Pro Bowler and two-time All-Pro member had his best single-game effort of his career during his rookie season when he grabbed 10 passes for 133 yards against Washington (Dec. 15, 1968). He was the only rookie selected that season to appear in the AFC-NFC Pro Bowl and, in addition, Sanders finished second to then-teammate Earl McCullough for NFL Rookie of the Year honors.

Sanders' standout Lions' career was recognized in May, 1990, when he was inducted into the State of Michigan Sports Hall of Fame.

A two-sport (football and basketball) star at the University of Minnesota, Sanders concluded his senior season as the Gophers' leading receiver after hauling in 21 receptions for 276 yards and two TDs, in helping his team win a share of the 1967 Big Ten title.

Sanders remained close to the Lions' organization by serving as an analyst on the Lions'/WJR radio broadcast team in the six years prior to joining the Detroit coaching staff. The Richland, N.C., native prepped at (Greensboro) Dudley High School. Born on Aug. 25, 1946, Sanders and his wife Georgianna have eight children (Mia, Charese, Mary Jo, Georgianna, Charlie Jr., Nathalie, Tallisa and Wayne).



Offensive Line

JERRY WAMPFLER

2nd Year with Lions
18th Year in the NFL

Wayne Fontes again went for a NFL-experienced coach when he rounded out his offensive staff early in 1989, by naming Jerry Wampfler to coach the offensive line. In his 18th NFL coaching season, Wampfler completed a one-year ('88) stint with the San Diego Chargers in a similar capacity before joining the Lions.

A veteran of 37 years of coaching at the high school, college and pro levels, Wampfler served on the staffs of five NFL clubs prior to his appointment in Detroit. He began his pro coaching career in Philadelphia ('73) where he coached the defensive line.

Three seasons after joining the Eagles, he was named defensive line coach at Buffalo (1976) and switched to the offensive line with the New York Giants in 1978. After rejoining the Eagles a year later, Wampfler was the running game coordinator and offensive line coach for five years (1979-83). Before his stint in San Diego, he spent four seasons ('84-'87) as offensive line coach of the Green Bay Packers.

The Miami of Ohio graduate began his coaching career on the high school level in 1954 at his alma mater, New Philadelphia (Ohio) High. During his collegiate coaching days, Wampfler coached under Bo Schembechler at his alma mater (Miami of Ohio) during 1963-65, and also coached at Notre Dame (1966-69) with Ara Parseghian. He was the head coach at Colorado State in 1970.

Born Aug. 6, 1932, in New Philadelphia, Ohio, Wampfler and his wife Carol have three children (Nan, Jody and Tad), and live in Lake Orion, Mich.



Defensive Coordinator/Outside Linebackers

"WOODY" WIDENHOFER

2nd Year with Lions
13th Year in the NFL

One of Wayne Fontes' first priorities when he was named head coach was to find the right man to replace him as defensive coordinator, a man who would continue to instill an aggressive style and have the patience and experience to mold a young, promising squad. Former Pittsburgh Steelers' defensive coordinator Robert "Woody" Widenhofer (Woo-den-hofer) was the man.

In his 25th year of coaching, the 47-year-old (Jan. 20, 1943) Missouri graduate (1965) and River-view, Mich., native began his coaching career on the high school level in the Detroit area as an assistant at Holy Redeemer High ('65) and the head coach at Nativity High (1966-68). After spending four years as an assistant on the collegiate level in the early '70s (Michigan State, Eastern Michigan and Minnesota), Widenhofer began his professional career with the Steelers in 1973.

At Pittsburgh, he coached three All-Pro linebackers (Jack Ham, Andy Russell and Jack Lambert) during an 11-year stay, during which time the Steelers won four Super Bowl championships and were noted for their "Steel Curtain" defense. Widenhofer joined the Steelers as linebackers coach in 1973. Defensive backs were added to his responsibility in 1978 before he was named defensive coordinator in 1979. He was the Steelers' assistant head coach for his final two seasons (1982-83) with the club.

In 1984, he became the head coach of the USFL's Oklahoma Outlaws. After one season in the USFL he was named the head coach at his alma mater — Missouri — where he spent four years (1985-88) before coming to Detroit.



Director of Player Relations

OTIS CANTY

25th Year with Lions

Otis Canty, a long-time fixture with the Lions' organization, took on new responsibilities in March, 1989, when Wayne Fontes named him Director of Player Relations. The popular Canty's rapport with the players is put to good use as he assists them in various off-the-field areas.

Canty, 56, continues to be a Lions' master as a jack-of-all-trades. He also is the club's Office Manager. Among his tasks as Office Manager are purchasing, supervising a staff of three assistants, and overseeing the ongoing interior renovation of the Lions' offices. Canty also assists with the Lions' game-day and practice video operations.

The native of Troy, Ala., and long-time Detroit resident is in his 25th year with the Lions, including his first year that he worked on a part-time basis.

FOOTBALL OPERATIONS STAFF



Head Trainer

KENT FALB

25th Year with Lions

Entering his 25th year with the Lions, Kent Falb is one of the most respected trainers in the National Football League and throughout the field of athletic medicine. He was named the 1984 "Professional Athletic Trainer of the Year," as selected by the National Athletic Trainers Association (NATA) and he currently serves as the president of MATS (Michigan Athletic Trainers Society), which constitutes all certified athletic trainers in Michigan.

In June of 1987, he had the most prestigious honor of being the keynote speaker for the NATA Convention in Columbus, Ohio. It marked the first time in NATA history that a professional trainer was selected to deliver the keynote address.

Along with his assistants, Joe Recknagel and Robert Thomas, and Strength and Conditioning Coach Bert Hill, Falb oversees the players' rehabilitation programs, off-season conditioning work, and the treatment of injuries.

A native of Elgin, Iowa, Falb graduated from the University of Iowa in '64, and received a Physical Therapy certificate from Iowa one year later. He began his athletic training career in 1959 as an assistant trainer at the U.S. Military Academy at West Point.

He was a student trainer at Iowa throughout college and worked part-time for the Minnesota Vikings in '63 and '64. The next year, he was named head trainer at Boston College and joined the Lions as assistant trainer under Millard Kelly in 1966. He assumed his present position with the Lions in '67.

Including exhibition and playoff games, Falb enters the 1990 season having worked 473 games for the Lions (352 regular-season games). By comparison, the most games played by a Lions' player is 200 by Wayne Walker.

Falb, 50, and his wife Maxine have two daughters (Carmen and Nanette) and reside in nearby Lake Orion, Mich.



Equipment Manager

DAN JAROSHEWICH

18th Year with Lions

One of the veteran equipment managers in the NFL, Dan Jaroszewich enters his 18th season of service with the Lions.

A native of Windsor, Ontario, Jaroszewich joined the club in 1973 as an assistant to long-time Detroit equipment man Roy "Friday" Macklem, who spent 45 years with the Lions. Jaroszewich was elevated to equipment manager in 1980.

The 36-year-old Jaroszewich supervises the purchasing, repairing, replacing and cleaning of various equipment, uniforms and clothing used by the players and coaching staff.

Prior to joining the Lions, he worked at the high school and semi-pro levels in Windsor, where he also was a standout youth hockey player. He has a degree in personnel and industrial relations from the University of Detroit.

Jaroszewich and his wife Kathy have three children (Jennifer, Jessica and Joey) and they live in Troy, Mich.



Video Director

STEVE HERMANS

13th Year with Lions

The man who has "kept his eye" on the Lions for 13 years is Video Director Steve Hermans. He oversees a wide-ranging and ever-expanding list of video responsibilities for the coaching staff and the player personnel department, as well as any other video needs by the organization.

The 40-year-old Hermans was assistant photo director for WBAY-TV in his native Green Bay, Wis., from 1968 until joining the Lions 10 years later. His contact with football began at WBAY when he processed, edited and printed game films for the Packers.

Hermans spearheaded the Lions' effort in switching from an all film operation to all video in 1986, when the NFL effected a League-wide change. Thanks to Hermans' experience, the Lions made the difficult transition without a hitch.

Hermans and his wife Rosann live in Auburn Hills, Mich., with their three sons (Craig, Chad and Keith).



Assistant Trainer

JOE RECKNAGEL

11th Year with Lions

Every head trainer in professional sports will tell you the success of his operation depends greatly on the assistant trainer. So when Lions' head trainer Kent Falb was named the 1984 Professional Trainer of the Year, a big assist was credited to Joe Recknagel, his assistant the past 10 years.

A native of Toledo, Ohio, Recknagel began his athletic training career as a student trainer for four years at Rogers High School in Toledo. After graduating from Rogers, he attended Ohio University where he was a student assistant trainer for four years (1974-78). While at O.U., he assisted Falb at the Lions' training camp during the summers of 1977-79. After graduation in 1978, Recknagel accepted the position of graduate assistant trainer at Marshall University in Huntington, W. Va.

In 1979, he was promoted to assistant trainer at Marshall, and during his tenure there he worked with the football, wrestling and baseball teams. In June of '80, he joined the Lions.

Recknagel, 34, also donates a great deal of his time and expertise to the Oakland County (Mich.) Special Olympics and to both the Winter and Summer State (of Michigan) Special Olympic Games, which are held each February and June.

He also has served on the Professional Football Athletic Trainers Society's advisory board selected to meet with a team representing Gatorade Thirst Quencher for the mutual benefit of both parties. A member of the National Athletic Trainers Association, Recknagel is single and resides in Lake Orion, Mich.



Assistant Trainer

ROBERT THOMAS

1st Year with Lions

With a variety of experience as a trainer in Olympic-type competition, Robert Thomas joins the Detroit Lions as an assistant trainer.

Thomas joins the club after having spent the last four years (since 1986) as a trainer at Decatur High School in Federal Way, Washington. Thomas, 35, worked as the Men's and Women's Basketball Team trainer at the 1990 Goodwill Games in Seattle. He worked at the Washington State Centennial Games in Spokane in 1989. He also served as an intern with the Philadelphia Eagles in 1989 and 1988. A student trainer at Gonzaga University from 1978-80, Thomas earned a bachelor of education in biology and physical education in 1980. In addition to serving as a trainer at Gonzaga Preparatory High School, he has worked as a sixth and seventh grade teacher. A native of San Monica, California, Thomas is single.



Assistant Equipment Manager

MARK GLENN

7th Year with Lions

Mark Glenn is a top assistant in his department in the position of assistant equipment manager.

The 28-year-old Glenn previously worked for the Lions on a part-time basis from 1976-82. He became a full-time employee in 1983 and assists Equipment Manager Dan Jaroshewich in all areas of the equipment operation.

Currently working on his undergraduate degree at Oakland University, Glenn and his wife Maria live in Waterford, Mich., and they have four boys (Marc, Matthew, Michael and Mitchell).

PLAYER PERSONNEL/SCOUTING



Director of Player Personnel

RON HUGHES

8th Year with Lions

Ron Hughes was promoted to Director of Player Personnel in June, 1990, after having worked in the department since 1983. For the past two years he served as the Lions' Director of Pro Scouting.

In his most recent position with the Lions, Hughes primarily was responsible for the advance scouting reports of the Lions' opponents during the football season. He also scouted the top 100 college prospects each year. In his new role as Director of Player of Personnel, Hughes will coordinate and supervise all of the Lions' college and pro scouting efforts.

Hughes is a 1965 graduate of California State College of Pennsylvania where he was a three-year letterman as a linebacker and center. He returned to his native Pittsburgh and coached for 14 years on the high school level, including five seasons as head coach of North Catholic High School.

In 1979, Hughes joined BLESTO, a National Football League scouting combine where he spent four seasons coaching eastern colleges. He spent his first two years (1983-84) with the Lions as a college scout, before moving to pro scouting in 1985.

The 47-year-old Hughes and his wife Adrienne have three children (Ted, Scott and Jennifer) and reside in Lathrup Village, Mich.



Director of Pro Scouting

KEVIN COLBERT

1st Year with Lions

With the promotion of Ron Hughes to Director of Player Personnel, veteran Miami Dolphins' scout Kevin Colbert was hired by the Lions (June 1990) to fill the vacant Director of Pro Scouting spot. Colbert spent the past five seasons (1985-89) as a college scout for the Dolphins where he concentrated on college athletes from Illinois to Alabama and the eastern United States. Prior to joining the Miami staff, he served one season (1984) with the BLESTO scouting service.

The 33-year-old Colbert is an experienced coach in three sports. He was the backfield coach and recruiting coordinator at Ohio Wesleyan for three years (1981-83). In '84, he also aided Wesleyan as its head baseball coach.

From 1979-81, he served as a graduate assistant basketball coach and head baseball coach at Robert Morris College, where he pursued a master's degree in sports management. Before attending grad school, Colbert spent three months as an intern in the ticket office of the NBA Detroit Pistons. He received an undergraduate degree in sports management from Robert Morris in 1989.

Kevin and his wife Janis have three children (Kacie, Jennifer and Daniel) and resides in Clarkston, Mich.



TEAM SCOUTS

Joining Ron Hughes and Kevin Colbert as the life-blood of the Lions' scouting staff are **Dirk Dierking**, **Jim Owens**, **Scott McEwen** and **Rick Spielman** along with part-time scout **Allen Hughes**.

Dierking came to the Lions in June of '78 to scout the central and southwest colleges, including all colleges in Texas. A native Texan from Brenham, his background includes several years as an area scout for BLESTO. Dierking has two sons and lives in Plano, Tex., a suburb of Dallas.

Owens enters his fifth season with the Lions. Prior to his time with Detroit, he scouted colleges in the southeast. Like Dierking, a native Texan (Garland, Tex.), Owens also worked for BLESTO before coming to Detroit. Prior to six years with that scouting combine service, Owens was a high school and college coach at various stops throughout Texas for 21 years. He covers the Western U.S. colleges for the Lions. Owens and his wife Charlotte live in Athens, Tex., and they have three children.

McEwen is in his fourth season working with the Lions. The East McKeesport, Pa., native will handle scouting along the eastern portion of the U.S. A 1980 graduate of West Liberty State (W. Va.), McEwen spent two seasons with BLESTO before joining the Lions. After a four-year career at West Liberty State, he became a defensive line coach at his alma mater (1980-81), and later coached four years at Duquesne University in Pittsburgh. He and his wife Colleen have three children.

Spielman is new to the Lions' scouting staff but is well familiar with the organization. The older brother of Detroit linebacker Chris Spielman, Rick spent the 1988 training camp with the Lions as a free agent linebacker. He also had a free agent tryout with the San Diego Chargers in the '87 camp. A former grid standout at Southern Illinois University, Spielman is the BLESTO representative for the Lions and will handle the scouting along the southeast portion of the U.S.

Hughes joined the Lions' scouting staff in 1988 and scouts colleges in the Michigan area. The Detroit native (Benedictine H.S.) played three seasons in the USFL — two for the Michigan Panthers ('83 and '84) and a third with the Portland Breakers ('85) — and he also was a 12th-round draft pick by the Steelers in '82. Hughes signed with the Lions in '86 as a free agent, but a broken ankle suffered in the final ('86) pre-season game ended his career. He was a four-year starter (at defensive end) and two-time Western Michigan University Defensive "Player of the Year." Hughes and his wife Maureen have two sons.



DIRK DIERKING



JIM OWENS



SCOTT McEWEN



RICK SPIELMAN



ALLEN HUGHES

TEAM PHYSICIANS



Team Doctor

DR. KEITH BURCH

11th Year with Lions

Dr. Keith Burch, 48 (Dec. 10, 1941), is the Medical Director at the Henry Ford West Bloomfield Hospital, a post he was appointed to in July of 1985. He joined the West Bloomfield Center in 1979 as the division head for internal medicine. His internship at Henry Ford in Detroit came in 1967-68 following his graduation from the University of Cincinnati College of Medicine. Dr. Burch's undergraduate studies were taken at the Ohio-located University of Akron. He is a graduate of Akron St. Vincent High School, now Akron St. Vincent-St. Mary's.

Dr. Burch served his residencies at Henry Ford Hospital in Detroit from 1968-69 and at the Ohio State University Hospital from 1971-72. He also served at the U.S. Army Hospital in Ft. Gordon, Ga., in 1969-70 and in Vietnam for one year ('70-'71).

Dr. Burch and his wife Kathryn (Kitty) live in Birmingham, Mich., and have two daughters (Kathy and Michelle). An avid golfer, he played that sport while an undergrad at the University of Akron. He began working with the Lions initially as a consultant in 1976 and joined the club as a team doctor in 1980.



Team Doctor

DR. DAVID COLLON


6th Year with Lions

Dr. David Collon, 50 (Feb. 17, 1940), is Director of the Center for Athletic Medicine and serves as Chief of Orthopaedics at the Henry Ford Hospital in Detroit. He also serves as vice-chairman for the orthopaedic department. He came back to Ford Hospital following five and one-half years in private practice in Mt. Clemens and Bloomfield Hills (both Detroit suburbs). He was with the orthopaedic surgery staff at Henry Ford for three years in the mid-'70s, and prior to that served for six months with Wrightington Hospital in Wigan, England, where he specialized at the hospital's hip center. He also worked in Europe at Lorenz Boehler Krankenhaus, a hospital in Vienna, Austria.

Dr. Collon, who completed his orthopaedic surgery residency at Ford Hospital from '72 to mid-'75, was the team physician for the USFL Michigan Panthers in 1983-84. He serves the Detroit Tigers baseball team as an orthopaedic consultant, an assignment he first undertook in '84. He has served the Detroit Red Wings in the same capacity since 1988.

He served with the U.S. Navy as a Lieutenant Commander and as General Medical Officer at Camp Pendleton, Calif., from 1970-72. Dr. Collon is a graduate of the University of Michigan (1963) and the Wayne State University School of Medicine (1968).

A Detroit native, Dr. Collon graduated from Cranbrook High School in 1959. Collon has three children (Katie, David and Sean). He and his wife Mary Beth live in Birmingham, Mich. He is an avid jogger and skier.





PLAYER PROFILES

PLAYER PROFILES

PLAYER PROFILES

PLAYER PROFILES

PLAYER PROFILES

PLAYER PROFILES

PLAYER PROFILES

PLAYER PROFILES

PLAYER PROFILES

PLAYER PROFILES

32



CORNERBACK

BRUCE ALEXANDER

Stephen F. Austin 2nd Year

HT: 5-9 WT: 169

Born: 9-17-65

(FA '89)

GAMES PLAYED/STARTED

(1989, 8/1)

PRO and 1989

Performed well during the 1989 training camp and earned a spot on the Developmental Squad ... Originally signed as a free agent ... Played in eight games, one as a starter ... Was added to the active roster following an injury to CB Bruce McNorton and was deployed as a nickel-back at Houston (11-5) ... Responded with six tackles and two passes defended ... Drilled Oiler WR Curtis Duncan with just over one minute to play, causing him to fumble (CB Terry Taylor returned the fumble 35 yards) ... Contributed one tackle vs. Green Bay (11-12) and two tackles vs. New Orleans (12-3) ... Played the final three quarters at left corner in a 27-17 victory at Chicago (12-10) due to an injury to Terry Taylor ... Recorded eight solo stops and one pass defended against the Bears ... Also returned two kickoffs for 37 yards ... Accounted for one tackle vs. Tampa Bay (12-17) ... Drew his first NFL start at left corner in place of an injured Taylor in the season-finale at Atlanta (12-24) and recorded six solo tackles in a 31-24 win.

COLLEGE and PERSONAL

Led the Southland Conference with six interceptions as a senior at Stephen F. Austin ... Earned 1988 Walter Camp Division I-AA All-America honors ... Hobbies include basketball and fishing ... Favorite author is Ernest Hemingway ... Favorite singer is Luther Vandross ... Makes his off-season home in Lufkin, Tex. ... Single ... His full name is Bruce Edward Alexander.

ALEXANDER'S CAREER BESTS

Most Tackles:

8 at Chicago (12-10)

ALEXANDER'S PRO STATISTICS

Year	Total	Tackles		Passes	Fumbles
		Solo	Assist	Defensed	Rec./For
1989	24	22	2	6	0/1

FONTES ON ALEXANDER

"Another one of the big surprises for us last year was BRUCE ALEXANDER. He came in as a rookie free agent and by season's end he was a starter."

65



GUARD

ERIC ANDOLSEK

Louisiana State 3rd Year

HT: 6-2 WT: 277

Born: 8-22-66

(D-5 in '88)

GAMES PLAYED/STARTED

(1989, 16/16); (1988, 13/0) TOTAL (29/16)

PRO

Has matured and become an active performer at left guard ... Won the starting position when Kevin Glover moved to center ... Has impressed the Lions' staff with his size and intensity ... Selected in the fifth-round of the 1988 draft, was the 111th player chosen.

1989: Captured the starting left guard position with an impressive training camp ... Started in every game ... Put on 10 pounds of muscle during the off-season ... Has the mentality of a defensive lineman ... Practiced and played with reckless abandon ... Also was a wedge member on the Lions' kickoff return squad. **1988:** With the depth and youth among the Lions' starting line, Andolsek saw limited action ... Spent time gaining experience on the special teams ... Returned a squib kick three yards at San Francisco (10-2) ... Was de-activated for the final three games after having played in the Lions' first 13 games.

COLLEGE AND PERSONAL

A three-year starter at LSU, Andolsek earned third-team All-America honors (College & Pro Football Newsweekly) and All-SEC honors as a senior ('87) ... He was also an All-SEC first teamer in 1986 ... Named to the Adidas All-America team as a senior at Thibodaux (La.) High ... Hobbies include fishing, skiing, hunting and golfing ... His favorite actor is Kurt Russell ... Favorite singer is Keith Whitley ... Crawfish is his favorite food ... He and his wife Cheryl live in Thibodaux, La. during the off-season ... Full name is Eric Thomas Andolsek.



6



PUNTER

JIM ARNOLD

Vanderbilt 8th Year

HT: 6-3 WT: 211

Born: 1-31-61

(FA '86)

GAMES PLAYED/STARTED

(1989, 16/0); (1988, 16/0); (1987, 11/0); (1986, 7/0); (1985, 16/0); (1984, 16/0); (1983, 16/0)
TOTAL (98/0)

PRO

A two-time Pro Bowler, Jim Arnold participated in the All-Star classic in back-to-back seasons (1987-88) ... Rewrote the Pro Bowl punting record in 1988 with a 49.6 gross punting average ... Led the NFC in punting in 1988 with a 42.4 yard average while also setting a NFL record with a 39.6 net punting average ... Originally a fifth-round draft selection by Kansas City (119th overall) ... Arnold was the first punter selected in the 1983 draft ... Signed with the Lions as a free agent in 1986.

1989: Finished second in the NFC and was third in the NFL with a 43.1 punting average ... Was just three-tenths behind the conference leader, the Cardinals' Rich Camarillo ... His 36.0-yard net avg. was good for third in the NFC and fourth overall ... Punted 82 times for 3,538 yards ... Twenty-nine percent of his punts were 50 yards or more ... Had two punts covering 60 yards or more ... Placed 15 kicks inside the 20-yard line and nine touchbacks ... In the season opener vs. Phoenix (9-10) averaged 49 yards on five punts, including a 64 yarder, his longest of the season ... His best game of the season featured five kicks vs. Tampa Bay (12-17) for 51.0 yards which kept the Bucs in poor field position the entire day ... Twice punted eight times vs. New Orleans (12-3) and at Cincinnati (11-19) ... Arnold averaged 41.5 and 39.6 yards respectively vs. the Saints and Bengals ... Eric Thomas blocked a punt at Cinn., the first time since 1986 and only the fourth of his career ... The Lions' Quarterback Club named him its Co-MVP (along with Eddie Murray) for the month of September ... Made a potential touchdown-saving tackle on Dave Meggett at NYG (9-17). **1988:** Earned his second straight NFC Pro Bowl berth ... Set a Lions' team record with 97 punts (one shy of his own personal best), averaging 42.4 yards per kick ... As a result, became the first Lion to lead the NFC in punting since Tom Skladany in '81 ... Averaged a 48.0 mark on four punts in the Lions' 19-9 win over Green Bay (11-20), and in that game, Arnold booted one kick 69 yards — a career best ... Earned various All-League or All-Conference honors (first-team All-NFC by United Press International, second-team All-Pro by the Associated Press, NFL All-Pro by the Pro Football Writers Association, All-NFL mention by *Pro Football Weekly*, and *World Almanac's* All-Pro first-team) ... A locker room comedian, Arnold took his routine to the public at Mark Ridley's Comedy Castle in Detroit, and the episode was filmed by CBS' NFL Today. **1987:** Lost a hotly contested training camp battle with veteran Russell Erxleben, but regained the job when Erxleben suffered a season-ending injury in the first game of the season at Minnesota (9-13) ... Went on to a consensus All-NFL season after setting an NFL record with a 39.6 net punting average and finishing second to Atlanta's Rick Donnelly in gross punting average with a 43.6 mark ... Established a new Pro Bowl gross punting average with a 49.6 effort ... Set a career-best 52.7 average on three kicks at L.A. Rams (12-6). **1986:** Signed by the Lions in Week 10 after the club

waived its punter of three seasons, Mike Black ... Played in the final seven games and averaged 42.6 yards on 36 kicks (1,533 yards) ... His net average was 35.2 yards ... His longest kick was 60 yards ... Seven of his punts were inside the 20-yard line ... In his debut, Arnold averaged 46.3 yards on six kicks vs. Minnesota (11-9) ... Also had big days vs. Chicago (12-15) and vs. Atlanta (12-21) with averages of 48.8 and 46.8 respectively. **1985:** In his final season in Kansas City, finished 20th among the NFL leaders in punting with a 41.2 average on a league-high 93 punts... Ranked eighth in the AFC ... His net average was 32.4 yards ... Kicked 61 and 62-yarders vs. Seattle (9-29) ... Tied a Chiefs' record with 11 kicks at San Francisco (11-17). **1984:** Captured the NFL punting title with a 44.9 yard average on 98 punts ... Outdistanced Miami's Reggie Roby and the Colts' Rohn Stark ... Finished second to Roby with a 37.5 net average ... The 98 punts and 4,397 yards established new Chiefs' highwater marks ... Was the Pro Bowl first alternate. **1983:** Posted a 39.9 average on 93 kicks ... Finished 10th in the AFC and 20th in the NFL ... Displayed powerful leg booting four punts 60 yards or more ... Landed 21 kicks inside the 20-yard line and registered only six touchbacks.

COLLEGE and PERSONAL

A former Vanderbilt Commodore, Arnold was a consensus first-team All-America during his final season after leading the nation in punting with a 45.8 average ... Also had a net average of 42.1 ... Broke Vanderbilt's single-game punting record with a 53.1 average vs. North Carolina during his senior year ... Graduated with a degree in sociology ... Participated in five sports at Dalton (Ga.) High School ... Lives in Franklin, Tenn. during the off-season ... Single ... Full name is James Edward Arnold.

ARNOLD'S CAREER BESTS

*Most Punts:	11 vs. San Francisco, (11-17-85)
Longest Punt:	69 at Green Bay, (11-20-88)
Punting Avg.:	52.7 vs. L.A. Rams, (12-6-87) (3 punts) (*) with Kansas City

ARNOLD'S PRO STATISTICS

Year	No.	Yards	Avg.	Inside		
				20	Long	Bik.
1983 (KC) ...	93	3,710	39.9	21	64	0
1984 (KC) ...	98	4,397	44.9	22	63	0
1985 (KC) ...	93	3,827	41.2	14	62	2
1986 (Det) ...	36	1,533	42.6	7	60	1
1987 (Det) ...	46	2,007	43.6	17	60	0
1988 (Det) ...	97	4,110	42.3	22	69	0
1989 (Det) ...	82	3,538	43.1	15	64	1
TOTAL	545	23,122	42.4	118	69	4

FONTES ON ARNOLD

"Jim has the knack of being able to boom the ball to get you out of a hole when your back is against the wall, and for placing the ball near the opponent's goal line when you need it most. Jim is a real competitor who works extremely hard on the practice field in helping our team in any way he can."

93



NOSE TACKLE

JERRY BALL

Southern Methodist 4th Year

HT: 6-1 WT: 296

Born: 12-15-64

(D-3 in '87)

GAMES PLAYED/STARTED

(1989, 16/16); (1988, 16/16); (1987, 12/12) TOTAL (44/44)

PRO

Has emerged as possibly the premier nose tackle in the NFL ... Earned Pro Bowl status with honors for the first time with stellar play in 1989 ... Has improved statistically each year in nearly every category ... Along with Lomas Brown, his 42 consecutive games started is the club's longest streak ... Was the 63rd player selected on the third round of the 1987 draft.

1989: Put together the entire package enroute to a Pro Bowl season ... Despite regularly being double-teamed, he finished fifth on the team with 73 total tackles, 62 of which were solo shots ... Selected as the Lions' Defensive Most Valuable Player ... Amazingly, Ball recorded nine sacks despite routinely being removed on third-down situations ... Was edged for the team sack-lead by Michael Cofer by one-half sack on the last day of the season ... Posted his first career fumble recovery at N.Y. Giants (9-17) ... Tied Dennis Gibson for the club lead in fumble recoveries with three ... He had his best game of the season at Minnesota (10-8) with an eight-tackle performance along with one-half sack ... Three times turned in a career-high two-sack game at Chicago (12-10), vs. Green Bay (11-12) and vs. Minnesota (10-22) ... Registered his first career pass defended at N.Y. Giants (9-17) ... Following four solo-tackles at Tampa Bay (10-15), Bucs' Coach Ray Perkins cited Ball as the best nose tackle in the NFL ... Exhibited his athletic prowess with his debut as an eligible offensive lineman in the Lions' "Jumbo" offense vs. Green Bay (11-12) ... Was selected as the Lions' Quarterback Club Defensive MVP. **1988:** Finished seventh on the team in tackles with 68, and tied for fifth in sacks with two ... He nearly doubled his rookie season production and was chosen as a Pro Bowl alternate ... Had a career-high eight tackles on two occasions vs. Tampa Bay (11-13), and vs. Minnesota (11-24) ... Posted five-or-more tackles nine times. **1987:** Ball placed ninth among defensive tackle leaders with 36 stops (27 solo) ... In the season opener at Minnesota (9-13), he had four tackles ... A week later vs. the Raiders (9-20) he racked up a season-high seven tackles ... His first NFL sack came courtesy of QB Don Majkowski vs. Green Bay (10-12) ... Fielded a bounding kickoff and raced 20 yards at Washington (11-15) ... Ball, along with linebacker Dennis Gibson, were the only rookies to start every regular-season game ... Was selected All-Rookie by *Pro Football Weekly* and the Pro Football Writers Association.

COLLEGE and PERSONAL

Earned consensus first-team All-Southwest Conference honors and also was an All-America pick his senior year at SMU, where he finished second on the team with 95 tackles ... An All-State fullback and defensive end at Beaumont (Tex.) Westbrook High, Ball rushed for 1,094 yards as a senior ... In 1982, he threw for the second-longest distance in the nation in the shot put ... Co-founder of the Alex Durley (Ball's HS coach) Foundation which funds scholarships for high schoolers ... Sponsors a football camp for 300 youngsters in Beaumont ... Chairs the "Kids Enjoy Yourself Stay Drug Free"

... Works with the Todd Phillips Boys House (Detroit) for abused children ... A volunteer with the Reggie McKenzie Foundation ... Member of Omega Psi Phi ... He is a cousin of former Lions' standout RB Mel Farr ... Ball, his wife Michele and daughter, Faren Nichol, 5, and newly born baby Lindsey live in Bloomfield Hills, MI ... His full name is Jerry Lee Ball.

BALL'S CAREER BESTS

Most Tackles: 8, four times (last vs. Minnesota 10-08-89)
 Most Sacks: 2, three times (last at Chicago 12-10-89)

BALL'S CAREER STATISTICS

Year	Total	Tackles		Sacks	Fumbles	Passes
		Solo	Assist	No./Yds.	For./Rec.	Def.
1987	36	27	9	1/11	0/0	0
1988	68	49	19	2/13	0/0	0
1989	73	62	11	9/64	3/0	1
TOTAL	177	138	39	12/88	3/0	1

SAFETY

36



BENNIE BLADES

University of Miami 3rd Year

HT: 6-1 WT: 221

Born: 9-3-66

(D-1 in '88)

GAMES PLAYED/STARTED

(1989, 16/16); (1988, 15/14) **TOTAL (31/30)**

PRO

A safety with a linebacker's disposition, Blades combines speed with tremendous hitting ability ... He has averaged over 100 tackles in two seasons ... Switched to free safety from strong safety in mid-1989 to maximize his athletic ability ... The third pick overall in the 1988 draft, Blades was touted by Sports Illustrated as one of the potential bright stars of the 1990s.

1989: Despite playing with nagging injuries, Blades was second on the club with 100 total tackles (81 solo and 19 assists) ... Played his best game vs. Chicago (9-24) with 11 solo tackles and two assists ... Registered 10 or more tackles on three different occasions ... Produced nine tackles vs. Cleveland (11-23), vs. Minnesota (10-22) and vs. Phoenix (9-10) ... Had team-high tackle numbers in three games and tied for the lead on another occasion ... His role changed from run-stopper to pass defender vs. Green Bay (11-12) with a career-move to free safety ... Was third on the team with eight passes defended ... At times, lined up as a linebacker ... Blades also forced two fumbles and recovered one. **1988:** The only secondary member to have at least one sack, interception and fumble recovery, Blades finished with 102 total tackles on the year to place fifth on the squad ... His four

continued

Blades continued

fumble recoveries led Detroit along with Bruce McNorton ... Enjoyed a fine professional debut, leading the Lions in tackles with a season-high 13 vs. Atlanta (9-4) ... Might have had a better all-around year if not for a nagging ankle injury which hampered him for two games ... Made two interceptions on the season, including one off ex-University of Miami teammate Vinny Testaverde (now of Tampa Bay) his first career theft came off Green Bay's Don Majkowski (11-20) ... Had 10-or-more tackles on four occasions ... Has the ability to play any position in the secondary ... Earned several All-Star honors at the conclusion of the '88 season: second-team All-Pro (World Almanac), honorable mention NFL All-Pro (Associated Press), NFL All-Rookie (United Press International, *College & Pro Football Newsweekly*).

COLLEGE and PERSONAL

One of the University of Miami's finest products, Blades was a co-recipient of the 1987 Jim Thorpe Award, symbolic of the nation's premier defensive back (an award he shared with ex-Oklahoma DB Rickey Dixon, now of Cincinnati) ... Named to virtually every All-America team as a senior, Blades recorded 124 tackles and five interceptions his final year ('87) ... He was a second-team All-State defensive back at Piper High in Ft. Lauderdale ... Participated in Pro Challenge, a group which meets with Michigan high schoolers with an anti-drug message ... Has the distinction of being the only current Detroit player to be invited to the Olympic Trials (1984) where he participated in the 400 meters ... Named by *Sports Illustrated's* '88 College Football preview issue as one of the top high school players ever to play in Florida ... Has one son, Horatio, Jr., 5 ... His brother Brian is a wide receiver with the Seattle Seahawks ... Lives in Bloomfield Hills ... Single ... Full name is Horatio Benedict Blades.

BLADES' CAREER BESTS

Most Tackles:

13 vs. Atlanta, (9-4-88)

BLADES' PRO STATISTICS

Year	Tackles			Sacks	Ints.	Fumbles	Passes
	Tot.	Solo	Asst.	No./Yds.	No./Yds.	Rec./For.	Def.
1988	102	86	16	1/19	2/12	4/3	4
1989	100	81	19	0/0	0/0	1/2	8
TOTAL	202	167	35	1/19	2/12	5/5	12

FONTES ON BLADES

"Bennie Blades could be one of the best free safeties in the NFL. I look for him to continue to improve and become a Ronnie Lott or Kenny Easley type of player."

97



DEFENSIVE END

KEVIN BROOKS

Michigan 6th Year

HT: 6-6 WT: 278

Born: 2-9-63

(FA '89)

GAMES PLAYED/STARTED

(1989, 15/15); (1988, 15/14); (1987, 13/12); (1986, 9/0); (1985, 11/0) TOTAL (63/41)

PRO

A solid producer at defensive end, Kevin Brooks is tough against the run ... Has played all four defensive front positions ... Has 198 career tackles (91 solo) and 10½ sacks ... Drafted on the first round (17th overall) by the Cowboys in '85 ... Traded to Denver on July 10, 1989 ... Released by the Broncos and signed by Detroit, Sept. 11, 1989.

1989: Signed by the Lions (9-11) following an injury to DE Keith Ferguson and became a starter at right DE in the next 15 games ... Recorded 39 tackles (31 solo), two sacks, one forced fumble and one fumble recovery ... Netted a season-high nine tackles at N.Y. Giants (9-17) ... Credited with three tackles vs. Chicago (9-24) ... Contributed four tackles vs. Pittsburgh (10-1) and at Tampa Bay (10-15) ... Injured his shoulder prior to the second Minnesota contest (10-22), but started and credited with two tackles ... Recorded his first sack of the season at Green Bay (10-29) along with three tackles ... Scooped up a Mike Rozier fumble, which led to a Lions' TD, and tallied four tackles at Houston (11-5) ... Collected three solo tackles vs. Green Bay (11-12) ... Sprained an ankle on the frozen turf at Cincinnati (11-12) and left the game without a tackle ... Still hobbled by the sprained ankle, tallied two tackles vs. Cleveland (11-23) ... Recorded his second QB sack vs. Tampa Bay (12-17) to go with one tackle. **1988:** A starter at left defensive tackle for the Cowboys, Brooks produced a career-high 71 tackles and five sacks ... Recorded a season-high eight tackles and two sacks vs. Phoenix (9-12) ... Put together eight tackles again at Chicago (10-16) and the following week at Philadelphia (10-23), he had five tackles and two sacks ... Accounted for another eight tackles and a sack at Cleveland (12-4). **1987:** Replaced long-time starter John Dutton at left tackle in training camp ... Led defensive line charge with 67 tackles (46 solo) ... Also registered four QB sacks. **1986:** Appeared to be on track to capturing a starting position when derailed by a dislocated kneecap sustained in a preseason game at San Diego ... Missed the first seven games on IR ... Totalled nine tackles (five solo) and 2½ sacks. **1985:** Saw spot duty when minor injuries sidelined Ed Jones, Jim Jeffcoat and Don Smerek throughout the season ... Played all four defensive front positions ... Recorded 12 tackles (nine solo) and two sacks ... Collected a season-high four tackles and a sack at Houston (9-29).

COLLEGE and PERSONAL

Began his career with the Wolverines as an outside linebacker ... Was switched to defensive end and was a three-year starter ... Earned his bachelor's degree in pre-law from the University of Michigan and is currently enrolled in graduate school ... His hobby is scuba diving ... Earned the nickname "Boss" for his stylish clothes ... Single ... His full name is Kevin Craig Brooks.

BROOKS' CAREER STATISTICS					
Year	Total	Tackles		Sacks	Fumbles
		Solo	Asst.	No.	Rec./For.
1985 (Dal)	12	9	3	2	0/0
1986 (Dal)	9	5	4	2.5	0/0
1987 (Dal)	67	46	21	4	1/0
1988 (Dal)	71	44	27	5	0/0
1989 (Det)	39	31	8	2	1/1
TOTAL	198	135	63	15.5	2/1

75



TACKLE

LOMAS BROWN

Florida 6th Year

HT: 6-4 WT: 287

Born: 3-30-63

(D-1 in '85)

GAMES PLAYED/STARTED

(1989, 16/16); (1988, 16/16); (1987, 11/11); (1986, 16/16); (1985, 16/16) TOTAL (75/75)

PRO

One of the league's top offensive line performers ... Has possibly been overlooked due to the Lions' won-loss record during his tenure ... Has played in 42 consecutive games (along with Jerry Ball) which is currently the club's longest streak ... Has started every game he has played ... Operating from the left side, he weekly faces the game's most feared pass rushers ... Was the sixth player selected in the 1985 draft.

1989: Enjoyed the aggressive blocking scheme in the Silver Stretch offense ... Did not allow Vikings' Pro Bowl end Chris Doleman a sack in two meetings ... Was selected (by the coaching staff) as the King of Beast winner at N.Y. Giants (9-17) for containing the blitzing Lawrence Taylor ... Rushed for three yards on a lateral from Bob Gagliano vs. Pittsburgh (10-1) ... Played throughout the year with a nagging knee ailment ... A Pro Bowl alternate. **1988:** Came on strong over second part of the season, and as a result, was named as a NFC Pro Bowl alternate for the second straight year ... Co-leader among players with consecutive starts/games played with 26 (along with Jerry Ball, Dennis Gibson, Bruce McNorton and Harvey Salem). **1987:** Named as an alternate to the Pro Bowl ... Started the 11 games played ... Injured his knee in the second quarter in the season opener at Minnesota (9-13) on an Eddie Murray field goal attempt ... Missed the matchup vs. the Raiders the following week snapping a string of 33 consecutive starts since he joined the club in '85 ... Shut down DE Dexter Manley at Washington (10-15). **1986:** The only Lions' offensive lineman to start every game the past two seasons. **1985:** A consensus All-Rookie selection, Brown led the offense in minutes played ... Would have played every offensive down had he not been ejected at New England (12-8) due to a fourth quarter altercation with LB Steve Nelson.

COLLEGE and PERSONAL

Selected along with teammate Bennie Blades as two of the top high school players ever to play in Florida (*Sports Illustrated's* 1988 College Football Preview), Brown was a consensus All-America (two-time) and All-SEC star at the University of Florida ... Earned All-City and All-State status at inside linebacker for Miami (Fla.) Springs High ... Brown is the Lions' 1990 (and 1989) Travelers/NFL Man-of-the-Year nominee for his off-the field community contributions ... Funded a \$2,500 annual scholarship in 1989 for Pontiac Northern and Central High Schools ... Established "75's for 75," a program which allows 75 youngsters from Big Brother/Big Sisters to attend training camp and a regular season game ... Brown owns L.B.J. Leasing, an auto and equipment leasing franchise ... His favorite hobby is watching horror movies ... Brown is the cousin of San Francisco's Guy McIntyre ... Lomas Brown Jr., and his wife Dolores have three daughters: Antoinette, 6, Ashley 4, and Adrienne, 2 ... They live in Rochester, MI.



LINEBACKER

95

MARK BROWN

Purdue 8th Year

HT: 6-2 WT: 240

Born: 7-18-61

(FA '89)

GAMES PLAYED/STARTED

(1989, 6/3); (1988, 13/12); (1987, 12/12); (1986, 14/11); (1985, 15/15); (1984, 16/9); (1983, 14/1)
TOTAL (90/63)

PRO

A versatile performer with the ability to play both inside and outside linebacker ... Has 407 career tackles (340 solo), 10 ½ sacks, seven fumble recoveries and four interceptions ... Originally a ninth round draft choice (250th overall) by Miami in the 1983 ... Participated in the '84 Super Bowl and the '85 AFC Conference Championship game ... Released by Miami on Oct. 23, 1989 ... Signed by Detroit as a free agent on Oct. 25, 1989.

1989: Claimed on waivers by the Lions following Week Seven ... Provided extra depth at linebacker and tough special teams play ... Contributions cannot be measured by his five solo tackles ... Received his first start as a Lion at OLB vs. Cleveland (11-23) with injuries to Michael Cofer and George Jamison and accounted for two solo tackles ... Started the following week vs. New Orleans (12-3) and responded with two solo tackles ... Recorded one tackle and continued to play well as a starter at Chicago (12-10) ... Relinquished the starting position to Cofer vs. Tampa Bay (12-17) ... Started three of the six games played. **1988:** Playing in 13 games with 12 starts, settled in at left ILB with the Dolphins ... Registered 66 tackles (54 solo), two interceptions and a forced fumble ... Tallied four or more tackles in each of his starts ... Netted nine tackles and one-half sack at Indianapolis (9-25) ... Collected a team-high eight tackles, three passes defended and two ints. vs. Minnesota (10-2), which earned him AFC Defensive Player of the Week honors ... A sprained ankle knocked him out of action for two weeks ... Ejected

continued

Brown continued

from game and suspended for another following a late hit against Jets' QB Pat Ryan (11-27). **1987:** Finished third on the team in tackles with 62 (54 solo) ... Collected at least one tackle in every game played ... Also contributed one sack, one forced fumble and one fumble recovery ... Started all 12 non-strike games at several different positions ... Started the first three games at right inside linebacker in place of the injured John Offerdahl ... Moved to ROLB with the return of Offerdahl ... Registered a season-high 12 tackles in the meeting with Buffalo (10-25) ... Recorded 11 tackles and a fumble recovery which led to a Miami TD at New England (11-6). **1986:** Started 11 of 14 games played at ROLB in place of an injured Hugh Green ... Assumed the starter's status in Week Three vs. the Jets (9-21) ... Finished fifth with 65 tackles (62 solo) ... Recorded a season-high 11 tackles vs. the Colts (10-26) ... Missed two games late in the season with a groin injury. **1985:** Led the Dolphins for the second consecutive season with 96 tackles (78 solo) as a starter in 15 games ... Recorded nine tackles in triumphs over the Colts (9-15) and Chicago (12-2). **1984:** Led the team in tackles with 77 (59 solo) ... Played in all 16 games with nine starts at ILB. **1983:** Appeared in 14 games with one start ... In only start, recorded a team-high 10 tackles and a sack at L.A. Raiders (9-19) ... Tallied 36 tackles (28 solo) on the season.

COLLEGE and PERSONAL

Set a Purdue record with 161 total tackles as a four-year starter at ILB ... Attended Los Angeles Southwest Community College prior to enrolling at Purdue ... Hobbies include fishing and dancing ... Favorite singers are Luther Vandross and Patti LaBelle ... Favorite movie is "Platoon" ... Lettered in football, basketball and baseball at Inglewood (Calif.) HS ... Full name is Mark Anthony Brown.

BROWN'S CAREER STATISTICS

Year	Tackles			Sacks	Ints.	Passes	Fumble
	Tot.	Solo	Asst.	No.	No./Yards	Def.	Rec./For.
1983 (Mia)	36	28	8	2	1/ 0	1	1/1
1984 (Mia)	77	59	18	1	0/ 0	3	0/1
1985 (Mia)	96	78	18	1	1/ 5	3	2/1
1986 (Mia)	65	62	3	5	0/ 0	1	3/3
1987 (Mia)	62	54	8	1	0/ 0	0	1/1
1988 (Mia)	66	54	12	0.5	2/13	4	0/1
1989 (Det)	5	5	0	0	0/ 0	0	0/0
TOTAL	407	340	67	10.5	4/18	12	7/8

50



INSIDE LINEBACKER

TOBY CASTON

Louisiana State 4th Year

HT: 6-1 WT: 243

Born: 7-17-65

(FA '89)

GAMES PLAYED/STARTED

(1989, 16/0); (1988, 16/0); (1987, 6/0) TOTAL (38/0)

PRO

A crowd favorite for his animated and aggressive style of play ... Excels on special teams coverage units ... Has 46 career tackles (37 unassisted) and one forced fumble ... Entering his second season with the Lions after being acquired via Plan B free agency in '89 ... Originally a sixth round draft choice by Houston in the 1987 draft ... He was the 159th overall selection.

1989: Had an outstanding preseason as the team's leading tackler subbing for injured Chris Spielman in his first season with the Lions ... Caston was the heart and soul of the special teams with a club-high 19 tackles and exhibited an infectious enthusiasm on the NFL's top-ranked special teams ... Voted the Lions' Special Teams MVP ... Totalled 23 solo tackles on the season ... Tallied a season-high four special teams tackles at Tampa Bay (10-15) in a Lions' come-from-behind 17-16 victory ... Recorded two-or-more special teams tackles on four occasions ... Accounted for three tackles and also forced a Matt Suhey fumble on a punt return at Chicago (12-10) ... Played in all 16 games ... Made his debut at right defensive end at Green Bay (10-29) in an effort to utilize his quickness in pass rushing situations ... The following week against his former teammates, Caston registered two tackles as a down lineman at Houston (11-5) before leaving the game with a muscle cramp in his leg in the fourth quarter. **1988:** Was a special teams regular and a part-time performer at left inside linebacker for Houston ... Played in every game and recorded eight solo tackles and one assist. **1987:** Played in six games as a rookie primarily on special teams before sustaining a season-ending foot/arch injury vs. Cleveland (11-23) ... During the contest vs. the Browns, he filled in for injured John Grimsley and contributed seven assists ... He had his shoe cut off his swollen foot following the contest ... Caston, who recorded 14 tackles (six unassisted) before spending the final five games on IR, saw limited duty at LILB ... Had a team-best four special teams tackles in a 37-33 win over Atlanta (10-25).

COLLEGE and PERSONAL

Caston was a college teammate of Eric Andolsek at LSU ... Ended his career with 305 tackles, two interceptions and five quarterback sacks ... A native of Monroe, La., he led LSU in tackles as a senior with 97, enroute to earning first-team All-SEC honors ... Works with the Boys Club of Monroe ... Participated in Pro Challenge, an anti-substance program for high schoolers in Michigan ... Enjoys the singing of Nancy Wilson and Anita Baker ... Reads the works of James Baldwin and Stephen King ... His favorite movie is "Teenage Mutant Ninja Turtles" ... Has a white belt in jujitsu ... Loves cajun food and bottled water ... Caston, his wife Karen and their daughter Kiere Jena, 1, live in Rochester Hills, MI ... His full name is Sebastian Tobias Caston.

CASTON'S PRO STATISTICS

Year	Tot.	Tackles		Fumbles Rec.
		Solo	Asst.	
1987 (Hou.)	14	6	8	0
1988 (Hou.)	9	8	1	0
1989 (Det.)	23	23	0	1
TOTAL	46	37	9	1

FONTES ON CASTON

"Hustler, hard worker, a win-at-all-costs guy describes Toby Caston. He's a tremendous team player and our MVP on special teams."

82



RECEIVER

ROBERT CLARK

North Carolina Central 3rd Year

HT: 5-11 WT: 175

Born: 8-6-65

(FA '89)

GAMES PLAYED/STARTED

(1989, 16/16); (1988, 16/0); (1987, 2/0) **TOTAL** (34/16)

PRO

Precise in the running of his routes, Clark has exhibited the ability to make the acrobatic catch ... Plays on the outside in the Lions' Stretch Offense ... Has 63 career receptions for 1,031 yards and four TDs ... Entering his second season with the Lions, Clark spent two seasons with the Saints ... Signed by the Lions as a Plan B free agent in '89, he was originally a 10th-round draft choice by New Orleans in '87 (263rd overall).

1989: Won the left outside receiver spot following a competition involving 18 other pass catchers and started every game there ... Produced career highs in catches and receiving yards ... Was second on the squad with 41 passes for 748 yards and two TDs ... Led all Lion regulars with a 18.2 yard average ... Had two 100 yards-plus receiving games ... Hauled in six passes for 124 yards vs. Pittsburgh (10-1) ... Clark made a diving 47-yard stab at Houston (11-5) which set the tone for his best game as a pro with six receptions for 141 yards and one TD ... Caught three consecutive passes in a last-minute come-from-behind scoring drive to down the host Bucs 17-16 (10-15) ... Snagged a career-long 69-yarder at Cincinnati (11-19) on the third play from scrimmage ... In his first NFL game vs. Phoenix (9-10), he caught two passes for 18 yards. **1988:** Clark was New Orleans' fifth-leading receiver with 19 receptions for 245 yards and two TDs ... He played in every game as a reserve and averaged 12.9 yards-per-catch. **1987:** Saw action in the first two games ... He went on injured reserve following the seventh game due to a leg injury ... He caught three passes for 38 yards.

COLLEGE and PERSONAL

Started every game during his four-year career at North Carolina Central, setting a NCAA Division II record with a catch in 40 consecutive games ... Clark concluded his career as the holder of 34 school marks, and most NCAA-II records ... He is the 17th all-time receiver in NCAA history ... Prepped at Marshall-Walker High in Richmond, Va. ... Makes his off-season home in Durhan, NC ... Single ... His full name is Robert Clark.

CLARKS CAREER BESTS

Most Receptions:	6, twice (last at Houston, 11-5-89)
Most Receiving Yards:	141 at Houston, (11-5-89)
Longest Reception:	69 at Cincinnati, (11-19-89)

CLARK'S PRO STATISTICS

Year	No.	Yards	Avg.	Long	TD
1987 (N.O.) ...	3	38	12.6	14	0
1988 (N.O.) ..	19	245	12.8	21t	2
1989 (Det.) ..	41	748	18.2	69	2
TOTAL	63	1,031	16.1	69	4

30



DEFENSIVE BACK

SHERMAN COCROFT

San Jose State 6th Year

Ht: 6-1 Wt: 200

Born: 9-29-61

(FA '90)

GAMES PLAYED/STARTED

(1989, 12/2); (1988, 12/0); (1987, 12/1); (1986, 16/0); (1985, 16/0) **TOTAL (68/3)**

PRO

The Lions' fifth 1990 Plan B free agent signee played last year with Tampa Bay ... A solid contributor as a nickel and dime defensive back as well as on special teams ... Has seven career interceptions and 151 total tackles ... Originally signed by Seattle as a free agent in 1984 ... Was released by the Seahawks in the '84 training camp ... Signed in '85 by Kansas City ... Spent three seasons as a reserve in a talent-laden Chiefs' defensive backfield ... Assumed the same role with the Bills during the 1988 AFC East championship season before signing with the Bucs as a Plan B free agent in 1989.

1989: Waived by Tampa Bay in the final pre-season cutdown, but an injury to Harry Hamilton prompted his return on Oct. 17 ... Played in a total of 12 games, drawing the starting assignment in two games ... Started at free safety at Cincinnati (10-29) and responded with a season-high eight tackles ... Also received the starting nod the following week vs. Cleveland (11-5) ... Registered a safety in the season finale vs. Pittsburgh (12-24) with a blocked punt which rolled through the end zone ... Finished

continued

Cocroft continued


the season with 11 special teams tackles. **1988:** Signed by Buffalo following his release at Kansas City ... Played in 12 games and finished the season with 14 tackles and one interception. **1987:** Played in 12 games with Kansas City and made his first NFL start at free safety in the season finale vs. Seattle (12-27) ... Tallied a career-high 11 tackles vs. the Seahawks ... Did not record an interception for the first time in three seasons. **1986:** Led Kansas City with 22 special teams tackles ... Saw considerable action at both strong and free safety ... Played in all 16 games ... A fumble recovery and a theft at San Diego (11-2) sealed a Chiefs' victory ... Also registered pickoffs to set up touchdowns vs. Houston (9-21) and Denver (12-7). **1985:** Signed as a free agent by the Chiefs and responded with three INTs ... Tied for the team lead with two fumble recoveries ... His first NFL theft came courtesy the Raiders (9/12) at Arrowhead Stadium.

COLLEGE and PERSONAL

Registered 14 career interceptions in just two seasons at San Jose State ... Earned All-Pacific Coast Athletic Association and All-America honors his senior season ... Transferred from Cabrillo (CA) College where he had 23 interceptions and was a first-team All-America ... A standout in four sports at Watsonville (CA) High School ... Involved with Easter Seals, American Diabetes, YMCA, and Special Olympics ... Hobbies include horses, skiing and basketball ... He and his wife Gail have two children: Lauren, 5, and Quinn, 3.

COCROFT'S CAREER STATISTICS

	Tackles Total	Interceptions No./Yards	Fumbles Recovered
1985 (KC)	43	3/27	2
1986 (KC)	45	3/32	1
1987 (KC)	25	0/0	0
1988 (Buf)	14	1/17	0
1989 (TB)	24	0/0	1
TOTAL	127	7/76	4



55**OUTSIDE LINEBACKER****MICHAEL COFER****Tennessee 8th Year****HT: 6-5 WT: 245****Born: 4-7-60****(D-3 in '83)****GAMES PLAYED/STARTED**

(1989, 15/7); (1988, 16/16); (1987, 11/11); (1986, 16/15); (1985, 7/7); (1984, 16/16); (1983, 16/7)
TOTAL (97/80)

PRO

Entered the professional ranks as a defensive end ... A third-round selection in 1983, (67th overall) ... Moved to linebacker in 1985 ... His all-around game has shown continued improvement highlighted by a trip to the 1988 AFC-NFC Pro Bowl as a starter at OLB ... Recorded 50 sacks and 404 tackles over seven seasons ... Has led the club in sacks three years running ... The 12 sacks in 1988 is a Detroit record for a LB ... Registered a sack in his first NFL start vs. N.Y. Giants (11-7-83).

1989: Pestered by shoulder and arch injuries, Cofer still managed to lead the team with 9½ sacks ... Came on strong at the end of the season with 4½ sacks in the final four games ... His best outing was vs. Pittsburgh (10-1) with five tackles and two sacks ... Although he missed only one contest, he started in only seven games ... He did not play at Minnesota (10-8) ... Cofer accounted for 27 solo tackles and seven assists ... Ranked by *Sport Magazine* as the second-best overall linebacker in the NFL. **1988:** In addition to receiving his first NFC Pro Bowl invitation, Cofer was named a starter at OLB along with the Giants' Lawrence Taylor ... Always good against the pass, many felt Cofer became a more complete linebacker by his improving defense against the run ... Named the Lions' defensive MVP by his teammates, Cofer garnered 12 quarterback sacks (88 yards in losses) to lead the squad and establish a new mark for Detroit LBs ... His 75 total tackles were the second-most of his career ... Had a fine game on the road against the Giants, with a season-high eight tackles ... Earned second-team NFL All-Pro honors from the Associated Press and second-team All-NFC mention from United Press International. **1987:** Capped off the season by earning Pro Bowl alternate status ... Finished with 43 tackles and a team-leading 8½ sacks ... Began the season with a bang with six tackles in season opener vs. Minnesota (9-13) ... Posted a career-best 3½ sacks at Chicago (11-22), including a 15-yard sack of rookie QB Jim Harbaugh on his first NFL pass play ... Played in only 11 games due to the NFLPA work stoppage. **1986:** Fourth on the club with 73 stops, with a career-high 10 coming at Tampa Bay (11-23) ... Also registered 2½ sacks at Tampa as a starter at LOLB replacing the injured Jimmy Williams ... Started at LOLB at Philadelphia (11-16) ... Led the team with three forced fumbles and was second with three fumble recoveries ... His 7½ sacks were second only to defensive end Keith Ferguson. **1985:** A bit undersized at defensive end, was switched full-time to ROLB with the Lions implementing a 3-4 defense ... Responded with 32 tackles through the first seven games until he suffered a season-ending hip fracture in practice (10-23) ... Started seven games prior to the injury ... Clocked at 4.5 in the 40-yard dash. **1984:** His 107 total and 75 solo tackles led all Lions' defensive linemen ... He also added seven sacks in 16 starts ... Started the season at right defensive end then moved to left end for the final 12 games. **1983:** Made a splashing starting debut

continued

Cofer continued

before the Silverdome crowd in a Monday night contest vs. the Giants (11-7) when he raced past two New York linemen to dump QB Scott Brunner ... He remained a starter the balance of the season accounting for 40 tackles and 4½ sacks.

COLLEGE and PERSONAL

The ex-Tennessee star achieved first-team All-SEC and honorable mention All-America honors as a senior ('82) ... A four-year letterman with the Vols, Cofer has a degree in sociology ... As well as appearing in two stage plays in college, Cofer also hosted mock performances of "Saturday Night Live" at Tennessee ... Along with Jim Arnold (who also played in the '88 Pro Bowl), Cofer will occasionally do imitations of others ... He was an All-America football and All-State basketball player at Rule High in Knoxville ... Nicknamed "RoboCop" for his take-no-prisoners style ... Works as a financial consultant with Baker Financial Group and hosts "Cofer's Corner" on Barden Cable during the off-season ... Hobbies include computers, bowling, aerobics, racquetball and basketball ... Denzel Washington is favorite actor and "The Color Purple" his favorite film ... Orange Juice is his favorite beverage ... He and his wife Reba live in Rochester Hills, MI ... His full name is Michael Lynn Cofer.

COFER'S CAREER BESTS

Most Tackles: 10 vs. Tampa Bay, (11-23-86)

Most Sacks: 3.5 at Chicago, (11-22-87)

COFER'S PRO STATISTICS

Year	Total	Tackles		Sacks		Interceptions	Fumbles
		Solo	Asst.	No./Yards	No./Yards	No./Yards	Rec./For.
1983	40	21	19	4½/ 29	0/0	0/1	
1984	107	75	32	7 / 49	0/0	1/1	
1985	32	24	8	1 / 10	0/0	0/0	
1986	73	58	15	7½/ 69	0/0	3/3	
1987	43	37	6	8½/ 78	0/0	1/0	
1988	75	65	10	12 / 88	0/0	2/3	
1989	34	27	7	9½/ 60	0/0	0/0	
TOTAL	404	307	97	50 /383	0/0	7/8	

FONTES ON COFER

"Michael Cofer is big, quick and rushes the passer very well. He's one of the best outside 'backers in the league and I look for him to have a Pro Bowl season. You never have to worry about Michael giving 100 percent. Whether in a game, during practice or in off-season conditioning, he's giving his all."

39



CORNERBACK

RAY CROCKETT

Baylor 2nd Year

HT: 5-9 WT: 178

Born: 1-5-67

(D-4 in '89)

GAMES PLAYED/STARTED

(1989, 16/0)

PRO and 1989

Drafted on the fourth round (86th overall) of the '89 draft, Crockett displayed good cover ability and a penchant for aggressive play during his rookie campaign ... Played as a nickel back and a special teams player in each of the 16 contests ... Registered 46 tackles, two passes defended, one interception and a fumble recovery ... Picked off his first NFL pass courtesy of Tampa Bay QB Joe Ferguson (12-17), which set up a Lions' score in a 33-7 victory ... Tied a season-high six tackles in season finale at Atlanta (12-24) and at Houston (11-5) ... Contributed four tackles at Chicago (12-10) ... Registered three tackles vs. New Orleans (12-3) ... Accounted for five solo tackles vs. Cleveland (11-23) ... Tallied four tackles and one pass defended vs. Green Bay (11-12) ... Recorded five tackles vs. Minnesota (10-22).

COLLEGE and PERSONAL

Over his four-year career, accumulated 169 tackles (120 solos), two interceptions and seven tackles for losses ... Crockett returned five punts as a junior for 30 yards and earned first-team All-SWC with 62 tackles on the year and 13 passes defended ... A first-team All-District choice at Duncanville (Tex.) High, Crockett was named to the Dallas Morning News' All-Academic team (an A+ student in high school) ... He was also a three-year letterman in track at Duncanville ... A United Way volunteer ... Hobbies include basketball, music and bowling ... Favorite food is shrimp creole ... Favorite movie is "Above the Law" ... Single ... Full name is Donald Ray Crockett.

CROCKETT'S CAREER BESTS

Most Tackles: 6, twice (last at Atlanta, 12-24-89)

CROCKETT'S PRO STATISTICS

	Total	Tackles Solo	Assist	Interceptions No./Yards	Pass Def.	Fumbles Rec./For.
1989	46	34	12	1/5	2	1/0

FONTES ON CROCKETT

"I think he has an opportunity to become a star on this team. He's tough, quick and has coverage ability. Ray has improved by leaps and bounds. He showed us that he wants that No. 1 spot."

67



GUARD

KEN DALLAFIOR

Minnesota 6th Year

HT: 6-4 WT: 278

Born: 8-26-59

(FA '89)

GAMES PLAYED/STARTED

(1989, 16/11); (1988, 13/13); (1987, 9/0); (1986, 12/1); (1985, 3/0) TOTAL (53/25)

PRO

A yeoman-like performer on the offensive line ... Has had a settling influence on the Lions' offensive line and has provided good chemistry ... Tough and reliable, Dallafior has played every position on the offensive line ... Originally a fifth-round draft choice (124th overall) by Pittsburgh in '82, he was waived the following season and joined the USFL's Michigan Panthers in '84 ... Played a total of 19 games, including playoffs, in the USFL ... Signed with San Diego in 1985 following the demise of the USFL... Signed by the Lions as a Plan B free agent in '89.

1989: In his first season with Detroit, Dallafior filled in at right guard for an injured Mike Utley at Minnesota (10-8) ... Assumed the starting position at RG the following week at Tampa (10-15) with Utley going on IR ... Started 11 of the 16 games played ... Also participated as a wedge member on the kickoff return unit and returned squib kicks vs. Chicago (9-24) for 13 yards and one vs. Pittsburgh (10-1). **1988:** Released by the Chargers during the final roster cutdown, he was re-signed by the club as a free agent prior to Week Three ... Started the following week for John Clay ... Eleven of his 13 starts were at left tackle. **1987:** A valuable backup performer, he played in nine games. **1986:** Sustained a knee injury during training camp and was placed on IR ... Was activated on Oct. 6 and played in the final 12 games ... Drew his first NFL start vs. Houston (12-6). **1985:** Earned a roster spot with the Chargers with a gritty determination ... Was waived during final cut, but was re-signed for the last three games and played as a reserve guard and center. **1984:** Played with the USFL's Michigan Panthers. **1982:** Spent the entire season on IR with a sprained neck with the Pittsburgh Steelers.

COLLEGE and PERSONAL

Earned first-team All-Big Ten honors as a senior guard at Minnesota, as well as second-team UPI All-America honors ... Received a degree in marketing ... A three-sport star for Madison High (Madison Heights, Mich.), and garnered All-State recognition in football and wrestling ... High school coach was George "The Animal" Steele, a professional wrestler ... Boyhood hero was former NFL lineman Conrad Dobler ... Dallafior will donate \$200 for every 1990 Lions' win to the Madison Community Education Foundation ... He, his wife Diana and children Jessica, 5, and Kyle, 2, reside in Clarkston ... His full name is Kenneth Ray Dallafior.

FONTES ON DALLAFIOR

"Ken was a pleasant surprise for us. He continued to get better and better through the season and played with a great deal of aches and pains. Ken's a very consistent player who can play anywhere on the offensive line."

91**Defensive End****MARK DUCKENS****Arizona State 2nd Year****Ht: 6-4 Wt: 270****Born 3-4-65****(FA '90)****GAMES PLAYED/STARTED**

(1989, 15/0)

PRO AND 1989

A defensive end with fine quickness and agility, Duckens has exhibited the ability to rush the quarterback ... The Lions third Plan B signee played last season with the Giants ... Played in 15 games and contributed four tackles ... Originally signed as a free agent by Washington in 1988, he tore ligaments in his thumb after an impressive preseason and was shelved for the season ... Signed as a free agent by the Giants in '89.

COLLEGE AND PERSONAL

Was a three-year letterman at Wichita State until the football program was discontinued ... Transferred to Arizona State where he concluded his collegiate career ... Played nose tackle as well as defensive end ... Earned four letters in football, basketball, track and wrestling at Wichita (Kan.) North HS ... He was a senior at North HS while Barry Sanders was a freshman.

DUCKENS' PRO STATISTICS

1989 (NYG) ... 4 Tackles

WAIVERS

The waiver system is a procedure by which player contracts or NFL rights to players are made available by a club to other NFL clubs. During the procedure, the 27 other clubs either file claims to obtain the players or waive the opportunity to do so — thus the term “waiver.” Claiming clubs are assigned players on a priority based on the inverse of the won-lost standings. The claiming period normally is 10 days during the off-season and 24 hours from early July through December. In some circumstances, a club is allowed another 24 hours to rescind its action (recall of waiver request) and/or the claiming club to do the same (withdrawal of claim). If a player passes through waivers unclaimed and is not recalled by the original club, he becomes a free agent. All waivers from July through December are no recall and no withdrawal. Under the Collective Bargaining Agreement, from February 1 through October 17, any veteran who has acquired four years of pension credit may, if about to be assigned to another club through the waiver system, reject such assignment and become a free agent.

77



DEFENSIVE END

KEITH FERGUSON

Ohio State 10th Year

HT: 6-5 WT: 276

Born: 4-3-59

(Waivers in '85)

GAMES PLAYED/STARTED

(1989, 4/1); (1988, 14/14); (1987, 12/9); (1986, 16/15); (1985, 15/11); (1984, 16/16); (1983, 16/16); (1982, 9/8); (1981, 16/1) TOTAL (118/91)

PRO

Ferguson has provided a steady and veteran influence on defense since arriving from San Diego via waivers (11-21-85)... He has totalled 334 tackles during his professional career ... His 47½ sacks places him second on the Lions' career list for active players ... Registered a team-high 9½ sacks in 1986 ... Has seven career fumbles ... A fifth-round selection in the 1981 draft (131st overall). **1989:** Was expecting a banner season after adding 16 pounds of muscle to his massive frame but a severely sprained ankle in the second week of practice rained on the optimism ... After missing 10 games, Ferguson returned to action vs. Cleveland (11-23) but his effectiveness was limited due to the tender ankle ... Played sparingly the rest of the season ... He contributed three tackles vs. Phoenix (9-10) in the season opener. **1988:** He was bothered by a bad foot for much of the season ... Ferguson was one of Detroit's top pass rushers ... His 8½ quarterback sacks (for 75 yards in losses) was second to team leader Michael Cofer ... Also collected 37 tackles and forced one fumble ... With a season-high eight tackles against the Giants (10-16), he began a streak of four games with one-or-more sacks, with back-to-back two-sack games on the road against the Giants (10-16) and Chiefs (10-23). **1987:** Lost his starting position in training camp when Eric Williams was moved from nose tackle to left defensive end ... Subbed for an injured Williams at Denver (11-1) and then started for William Gay at right end the following week vs. Dallas (11-8) ... Recorded 30 tackles and one fumble recovery ... Was second on the squad with six sacks for -64 yards ... Possibly his best game was vs. Minnesota (12-20) with six tackles and a forced fumble on a 20-yard sack of QB Wade Wilson ... During a three-game stretch in Weeks 9-11, Ferguson rang up 11 tackles and 4½ sacks. **1986:** Selected by his teammates as the team's Defensive MVP after leading the sack parade with 9½ for a loss of 73 yards ... Also turned in 50 tackles and grabbed his first career interception vs. Houston (10-5) off a Warren Moon pass tipped by Jimmy Williams ... Posted a personal-high four sacks and a career-high seven solo tackles at Philadelphia (11-16). **1985:** With the Lions depleted on the defensive line with Doug English and Martin Ross on IR, the Lions claimed Ferguson on waivers from San Diego (11-21) ... He started the final four games ... Recorded a career-high 10 stops at New England (12-8) ... As a Lion, he finished with 20 total tackles and 2½ sacks ... Overall, Ferguson recorded 32 tackles, three sacks and one fumble recovery. **1981-84 (all with Chargers):** Ferguson led the team in sacks in '83 and '84 with 5 and 4½ respectively ... Started all 16 games at left end in 1983 ... Started eight games in the strike-shortened '82 season at right end ... With injuries to Louis Kelcher and Gary Johnson, he played tackle at Baltimore (10-18-81) and responded with three sacks for a loss of 37 yards, three tackles and one forced fumble ... Once weighed 231 pounds with the Chargers ... His best season came in '83 when he made 55 total stops.

COLLEGE and PERSONAL

One of three former Ohio State alums playing for Detroit, Ferguson initially played offensive tackle under Woody Hayes, then switched to linebacker for his final two seasons under Earle Bruce ... A three-year letterman, Ferguson registered 21 sacks and started 36 consecutive games ... As a collegiate senior ('80), he was an honorable mention All-America and team co-captain ... Was a high school standout in football and basketball at Miami's Edison High ... The All-State tackle was named to Adidas' All-America team his final year ... Received a bachelor's degree in communications from OSU in '90 ... Volunteers with the United Negro College Fund ... Favorite actor is Avery "Hawk" Brooks ... Favorite movie is Citizen Kane ... Anita Baker is favorite singer ... He has eight-year old son named K.C. ... His full name is Keith Tyrone Ferguson.

FERGUSON'S CAREER BESTS

*Most Tackles: 10 at New England, (12-8-85)
 *Most Sacks: 4 at Philadelphia, (11-16-86)
 (* with Detroit)

FERGUSON'S PRO STATISTICS

Year	Total	Tackles		Sacks		Interceptions No./Yards	Fum. Rec.
		Solo	Asst.	No.			
1981 (SD)	39	17	22	3½/	37	0/0	0
1982 (SD)	38	20	18	4½/	35	0/0	1
1983 (SD)	55	43	12	5 /	44	0/0	2
1984 (SD)	50	40	10	8 /	41	0/0	1
1985 (SD/Det.)	32	18	14	3 /	28	0/0	1
1986 (Det.)	50	42	8	9½/	73	1/7	1
1987 (Det.)	30	20	10	6 /	64	0/0	1
1988 (Det.)	37	28	9	8½/	75	0/0	1
1989 (Det.)	3	2	1	0 /	0	0/0	0
TOTAL	334	230	104	48 /	397	1/7	7



80



RECEIVER

JOHN FORD

Virginia 2nd Year

HT: 6-2 WT: 204

Born: 7-31-66

(D-2 in '89)

GAMES PLAYED/STARTED

(1989, 7/1)

PRO and 1989

The need for size and speed prompted the selection of Ford on the second round (30th overall) of the '89 draft ... However, he missed most of the season with a severe hamstring pull sustained during the second week of practice ... Totalled five receptions for 56 yards (11.2 avg.) ... Appeared in seven games, one as a starter ... Activated from IR in Week 10 vs. Green Bay (10-29) and recorded one tackle playing exclusively on the kickoff coverage team ... Threw the key block which sprung WR Richard Johnson on the winning 75-yard TD reception in a 21-14 victory vs. New Orleans (12-3) ... Drew his first NFL start in place of Walter Stanley at Chicago (12-10) ... Caught two passes for 37 yards vs. Tampa Bay (12-17) and one pass for four yards at Atlanta (12-24) in the season finale.

COLLEGE and PERSONAL

The all-time Virginia leader in receptions (128), receiving yards (2,399) and TD catches (20) ... Majored in sociology ... Prepped at Glade Central (Belle Grande, Fla.) HS and starred in football and track ... He owns a school record for the 880-yard run (1:57) ... Earned the moniker "Tonto" because of his speed ... He and his wife, Darlene, have a newborn son, John Allen Ford Jr. ... They live in Rochester Hills, MI.

FORD'S CAREER BESTS

Most Receptions: 2 vs. Tampa Bay (12-17)
 Longest Reception: 37 vs. Tampa Bay (12-17)

FORD'S PRO STATISTICS

	No.	Yards	Avg.	Long	TD
1989	5	56	11.2	37	0

FONTES ON FORD

"Training camp will be critical for JOHN FORD. He's big and fast, and is a physical, tough receiver downfield with his blocking abilities."

14



QUARTERBACK

BOB GAGLIANO

Utah State 3rd Year

HT: 6-3 WT: 205

Born: 9-5-58

(FA '89)

GAMES PLAYED/STARTED

(1989, 11/7); (1987, 3/1); (1986, 1/0); (1983, 1/0); (1982, 1/0); (1981, 0/0) TOTAL (17/8)

PRO

The Silver Stretch and Bob Gagliano have been a perfect match ... Has connected on 134-of-262 passes for 1,907 yards with seven TDs and 13 interceptions during his NFL career that spans six seasons ... Originally a 12th round draft choice by Kansas City in the '81 draft ... Played with the USFL's Denver Gold two seasons (1984-85) ... In a Run 'N Shoot Gold offense, he completed 225-of-389 passes for 2,931 yards and 15 TDs ... Signed by San Francisco during the NFLPA work stoppage and was retained through the 1987 season ... Signed by Detroit on March 15, 1989.

1989: Initially considered unlikely to make the club by some prior to training camp, Gagliano surprised with his grasp of the Stretch offense ... Led the Lions to victory in the last five games, four of which he started ... Connected on 117-of-232 passes for 1,671 yards (50.4%) and six TDs and 12 INTs ... Also rushed for four TDs, which tied him for second place ... Started the season-opener vs. Phoenix (9-10) with an injury to Rodney Peete and completed seven-of-20 for 116 yards, but had five passes dropped ... Also rushed for 28 yards on four carries ... The following week he penciled his name into eighth place on the all-time single game passing yardage list with 344 yards against the host New York Giants (9-17) ... Connected on 21-of-31, including a 71-yard scoring strike to WR Richard Johnson ... Ran for 38 yards on seven carries at New York ... Scored twice and also hit on nine-of-19 passes for 126 yards and three INTs vs. Chicago (9-24) ... Relinquished the starting position with a healthy Peete available vs. Pittsburgh (10-1) ... However, when Peete aggravated his knee injury with 2:00 remaining in the third quarter, Gagliano entered and hit four-of-16 passes for 75 yards and one INT ... Replaced starter Eric Hipple at Minnesota (10-8) and sparked a near come-from-behind effort in a 24-17 loss ... Completed four-of-nine passes for 40 yards against the Vikings and rushed four times for 40 yards, including two fourth down runs for first downs ... Did not play in Weeks 6-10 ... Came off the bench replacing an injured Peete at Cincinnati (11-19) and completed eight-of-19 passes for 88 yards and two INTs ... Started the following week on Thanksgiving Day vs. Cleveland (11-23) and connected on nine-of-19 passes for 143 yards and one TD in a 13-10 victory ... Was summoned in the second half vs. N.O. (12-3) when Peete re-injured his knee ... Completed six-of-13 for 166 yards, including a 75-yard TD to Johnson in a 21-14 win ... Played a solid game in a 27-17 win at Chicago (12-10) connecting on 13-of-23 passes for 168 yards and one INT ... Completed 19-of-33 for 192 yards vs. Tampa (12-17), including an opening drive two-yard TD toss to Johnson and a 55-yard TD hookup with WR Jason Phillips, in a 33-7 romp ... In the season finale in Atlanta (12-24), Gagliano connected on 17-of-30 passes for 213 yards, one TD and one INT in a 31-24 victory ... Also rushed six times for 21 yards. **1987:** Played in three replacement games for San Francisco, including his first NFL start at N.Y. Giants (10-5) ... Completed 12-of-21 passes for 150 yards against the Giants

continued

Gagliano continued

... Threw his first NFL TD on a two-yarder at Atlanta (10-11) the following week ... De-activated in Weeks 7-14. **1986:** Following a two-year stint with the USFL's Denver Gold, he appeared in one game (at New Orleans, 11-2) ... Released by the 49ers on Nov. 7th. **1983:** Served as Kansas City's third-string QB ... Did not attempt a pass. **1982:** Replaced QB Bill Kenney in the fourth quarter vs. San Francisco and completed a seven-yard pass to running back Clark Gaines on the game's final play. **1981:** Was a pre-season cut by the Chiefs, but was recalled the following day due to an injury ... Did not appear in a game.

COLLEGE and PERSONAL

Earned All-America honors at Glendale (Calif.) Junior College in 1977, prior to transferring to U.S. International in '79 ... Threw for more than 2,200 yards at USIU before moving on to Utah State in '79, after USIU dropped its football program ... Gagliano set Aggies' single-season passing record with 2,365 yards in 1980, and added 20 TD passes ... Prepped at Glendale (Calif.) Hoover High ... Enjoys films with William Hurt and Woody Allen ... Likes Kenny Loggins and Jackson Browne ... An avid tennis player, his favorite beverage is coffee ... He and his wife Kim have a new-born son, Gage ... They make their off-season home in Ventura, California ... His full name is Robert Frank Gagliano.

GAGLIANO'S CAREER BESTS

Most Completions:	21 at N.Y. Giants, (9-17-89)
Most Attempts:	33 vs. Tampa Bay (12-17-89)
Most Passing Yards:	344 at N.Y. Giants, (9-17-89)
Most Passing TDs:	2 vs. Tampa Bay (12-17-89)
Longest Pass Completion:	75t vs. New Orleans (12-3-90)

GAGLIANO'S PRO STATISTICS

Year	Att.	Comp.	Yds.	Pct.	Int.	Long	TD
1981 (K.C.)	0	0	0	0	0	0	0
1982 (K.C.)	1	1	7	100.0	0	0	0
1983 (K.C.)	0	0	0	0	0	0	0
1986 (S.F.)	0	0	0	0	0	0	0
1987 (S.F.)	29	16	229	55.2	1	50	1
1989 (Det.)	232	117	1,671	50.4	12	75t	6
NFL TOTALS	262	134	1,907	51.1	13	75t	7
USFL TOTALS	389	225	2,931	57.8	17	69	15
PRO TOTALS	651	359	4,838	55.1	30	75t	22

FONTES ON GAGLIANO

"When you look at the five-game winning streak at the end of last season, BOB GAGLIANO's name keeps coming up. He played in all five of those games, starting four of them. But, his play wasn't a big surprise to us. We, as a staff, felt that if Rodney got hurt that Bob was a very capable quarterback, and he proved that."

98



INSIDE LINEBACKER

DENNIS GIBSON

Iowa State 4th Year

HT: 6-2 WT: 243

Born: 2-8-64

(D-8 in '87)

GAMES PLAYED/STARTED

(1989, 6/6); (1988, 16/16); (1987, 12/12) TOTAL (34/34)

PRO

The 203rd overall selection in the 1987 draft, Gibson has paid big dividends with his solid play at linebacker ... He has 227 total career tackles and four fumble recoveries ... Had a streak of 27 consecutive games started snapped in 1989 due to a shoulder injury ... Broke into the starting lineup at strong-side inside linebacker but moved to the weak-side in '88 ... Was the first Lions' rookie to lead the team in tackles with 82 in '87.

1989: Gibson was expecting a big season following a splendid preseason ... Opened the year tied for the team-high with six solo stops vs. Phoenix (9-10) ... A lingering shoulder injury caused him to sit out a contest at the N.Y. Giants (9-17) breaking a string of 27 consecutive games played ... Placed on IR (9-18) and was out of action until he started vs. Cleveland (11-23) ... Playing for the first time in 10 weeks, he responded with his best performance of the season vs. the Browns with seven solo tackles and recovered a critical Webster Slaughter fumble near the end of the third quarter which help preserve a 13-10 victory ... On the season, Gibson accounted for 29 tackles, three fumble recoveries and one INT at Atlanta (12-24). **1988:** Surpassed his '87 tackle numbers as a rookie with 116 stops (second on the team to Spielman), after moving to inside backer to allow Spielman to play the middle formation ... With 198 tackles, Gibson has had more tackles over the past two seasons than any other Lion ... The team leader in tackles in four games, Gibson equalled his career-high with 12 (11 solos) against the Giants (10-30) ... One of five Lions currently on a streak of 26 consecutive starts (along with Jerry Ball, Lomas Brown, Bruce McNorton and Harvey Salem). **1987:** Posted a team-high 82 tackles, the first time a rookie has led the team ... It was also the first time a linebacker led the club in tackles since Ken Fantetti in 1983 ... In his regular season debut at Minnesota, Gibson led Detroit with 11 tackles (seven solos) and had the team's only sack of the day ... Came on strong in the stretch drive leading the club in tackles in three of the last four games ... At home vs. the Rams (12-6), he recorded a career-high 12 tackles ... Also registered 11 tackles vs. Minnesota (12-20) and at Atlanta (12-27) ... Gibson and Jerry Ball were the only rookie starters ... He was named to *Football Digest* Rookie All-Star team.

COLLEGE and PERSONAL

Gibson manned the outside linebacker position during his four years with the Cyclones ... He earned Defensive MVP honors in his final two years ('85-'86), as well as second-team All-Big Eight mention ... Honed his skills as a second-team All-State linebacker at Ankeny (Iowa) High ... Majored in engineering at ISU ... Hobbies include collecting compact discs, playing the guitar and fishing ... Favorite musical group is U2 ... Stephen King is his favorite author ... Full name is Dennis Michael Gibson.

continued

GIBSON'S CAREER BESTS

Most Tackles: 12, twice (last vs. Giants, 10-30-88)

GIBSON'S PRO STATISTICS

Year	Total	Tackles		Sacks	Interceptions	Fumbles
		Solo	Asst.	No./Yards	No./Yards	Rec./For.
1987	82	68	14	1 / 8	1 / 5	0 / 1
1988	116	89	27	½ / 3	0 / 0	1 / 2
1989	29	25	4	0 / 0	1 / 10	3 / 0
TOTAL	227	182	45	1½ / 11	2 / 15	4 / 3

53



CENTER

KEVIN GLOVER

Maryland 6th Year

HT: 6-2 WT: 282

Born: 6-17-63

(D-2 in '85)

GAMES PLAYED/STARTED

(1989, 16/16); (1988, 16/16); (1987, 12/9); (1986, 4/1); (1985, 10/0) TOTAL (58/42)

PRO

Drafted as a center in the second-round in the '85 draft (34th overall), Glover has shown the ability to play several positions on the offensive line ... He won the starting job at center in 1989 ... Has also started at left and right guard during his career.

1989: Won the starting center position when veteran starter Steve Mott suffered a season-ending neck injury ... Led the offensive line in cuts, takedowns and pancakes ... As the leader on the offensive line, he had his best season yet ... Improved his play more than anyone else on the offensive unit, according to the coaching staff ... Glover has the potential to become one of the top centers in the game ... Played as a wedge-blocker on the kickoff return team. **1988:** Very versatile athlete, who not only started for the Lions at left guard, but if the situation needed him, could have played the center spot ... Had the second-most minutes of the offensive linemen, behind Steve Mott, with 379.6 ... Also contributed on the special teams. **1987:** Started in nine games at either left guard, right guard or center ... Drew his first starting assignment at right guard vs. Denver (11-1) ... Glover caught a three-yard TD pass vs. Minnesota (9-13) in the season-opener but was nullified due to a penalty ... Performed extensively as a special teams player ... Returned a kickoff 19 yards vs. the Rams (12-6). **1986:** Glover made his starting debut at left guard at Cleveland (9-28) but was forced from the game with a knee injury sustained in the fourth quarter ... Although the knee did not require surgery, he was placed on injured reserve until the season finale vs. Atlanta (12-21) ... He did not play vs. the Falcons ... Played only 74 minutes the entire season. **1985:** Played sparingly in the first 10 games with just 43 minutes of playing time ... Just when it appeared Glover would receive more playing

time, the injury bug bit ... Scheduled to start at left guard against Minnesota (11-17) in Week 11, but he injured his knee in a practice blocking drill.

COLLEGE and PERSONAL

One of the stabilizers behind Maryland's powerful offensive line, Glover started as an offensive tackle in his sophomore season and at center in his final two years ... *The Sporting News* named him a first-team All-America as a senior ... Roomed with current Lions' tackle Lomas Brown when both played in the Senior Bowl ... An All-State honoree at Largo (Md.) High, Glover was a three-sport letterman there ... Majored in recreation at Maryland ... He and his wife Cestaine live in Pasadena, Md. during the off-season ... His full name is Kevin Bernard Glover.

23



RECEIVER-KICK RETURNER

MEL GRAY

Purdue 5th Year
HT: 5-9 WT: 166
Born: 3-16-61
(FA '89)

GAMES PLAYED/STARTED

(1989, 10/1); (1988, 16/0); (1987, 12/1); (1986, 16/0) TOTAL (54/1)

PRO

Fast as quicksilver, Mel Gray is one of the most dangerous return specialist in the game ... Has 117 career kickoff returns for 2,812 yards (24.0 avg.), including a 101-yard TD return ... Has 60 punt returns for 733 yards (12.2 avg.) and one TD ... Led the league in punt returns in 1987 with a 14.6 average ... Has 17 career rushes for 88 yards and one TD ... Has 10 career receptions for 132 yards ... Began his pro career with the USFL's Los Angeles Express (1984-85) ... Played in 31 USFL games and gained 2,075 all-purpose yards as a running back ... Rushed for 1,151 yards (4.5 avg.), totalled 389 yards receiving (8.3 avg.) and 535 kickoff return yards (17.3 avg.) ... Selected by New Orleans in the second round of the 1984 supplemental draft (42nd overall) ... Signed by the Saints following the demise of the USFL ... Played three seasons with New Orleans before signing with the Lions as a Plan B free agent in 1989.

1989: Led the NFC and finished second in the NFL in kickoff returns with a 26.7-yard average on 24 returns in his first season with the Lions ... Returned 11 punts for 76 yards (6.9 avg.) before suffering a separated shoulder vs. Pittsburgh (10-1) ... Missed six games following the injury ... Tallied 122 total yards in the season opener vs. Phoenix (9-10) ... Returned three kickoffs for 66 yards, two punts for 18 yards, rushed twice out of the slot position for eight yards and caught one pass for 30 yards vs. the Cardinals ... Returned two kickoffs for 38 yards at N.Y. Giants (9-17) ... The following week vs. the Bears (9-24), he returned six kickoffs for a season-high 165 yards (27.5 avg.) and gained 14 yards on a reverse ... In his only start of the season, sustained a shoulder separation in the fourth quarter vs. Pittsburgh (10-1) when hit by OLB Greg Lloyd on a crossing pattern in the end zone ... Prior to the injury, he returned two kickoffs for 73 yards and four punts for 40 yards ... De-activated in Weeks 5-9 ... Returned to action vs. Green Bay (11-12) and responded with four kickoff returns

continued

Gray continued

for 120 yards, including a season-long 57-yarder ... Saw his first action at WR since Week Four at Cincinnati (11-19) and caught one pass for 17 yards and gained 19 yards on one kickoff return ... Missed the Chicago (12-10) contest with a bruised thigh muscle ... Took the opening kickoff four yards deep vs. Tampa Bay (12-17) and returned it 37 yards ... Also fielded two punts for 11 yards ... Named to *Pro Football Weekly* All-NFC as a return specialist. **1988:** Finishing as the NFL's second-leading punt returner with a 12.2 yard average and seventh in the NFC in kickoff return average with 20.9 yards per return ... Led New Orleans to the league lead in team punt return average (11.8) ... Returned a punt 66 yards for a TD vs. Denver (11-20), which broke the oldest standing team record (since 1968) in a 42-0 romp of the Broncos ... The all-time Saints' punt return leader and third-ranked in club annals in kickoff returns. **1987:** Led the NFL in punt returns in his first season performing that task, and earned All-Star honors from *The Sporting News* ... His longest return was an 80-yarder against Tampa Bay (12-6) ... Averaged 21.2 yards on kickoffs, as well as rushing for 37 yards on eight carries and gaining 30 yards on six receptions. **1986:** Gray dazzled Superdome crowds with his electrifying kickoff returns (32-for-886 yards, 27.7 average) enroute to placing second in the league and gaining All-Star mention from *The Sporting News* ... Scored his first NFL touchdown on a 101-yard kickoff return against San Francisco (9-21), setting a new team record in his third game as a pro ... Also saw limited action in the backfield, rushing for 29 yards on six attempts and catching two passes for 45 yards.

COLLEGE and PERSONAL

Led Purdue in rushing his last two seasons ... He had 1,765 yards and 15 TDs during his two-year career, following a transfer from Coffeyville (Kan.) Junior College ... Earned second-team All-Big Ten honors as a junior ... Gray prepped at Lafayette High in Williamsburg, Va., ... He and his wife Yvette and daughter Melanie, 4, live in Chandler, Arizona during the off-season ... His full name is Mel Gray.

GRAY'S CAREER BESTS

Longest Punt Return:	80 vs. Tampa Bay, (12-6-87)
Longest Kickoff Return:	101 (TD) at San Francisco, (9-21-86)

GRAY'S PRO STATISTICS										
Year	No.	Rushing				Receiving				
		Yds.	Avg.	LG	TD	No.	Yds	Avg.	LG	TD
1986 (N.O.)	6	29	4.8	11	0	2	45	22.5	39	0
1987 (N.O.)	8	37	4.6	12	1	6	30	5.0	38	0
1988 (N.O.)	0	0	0.0	0	0	0	0	0.0	0	0
1989 (Det.)	3	22	7.3	14	0	2	47	23.5	30	0
TOTALS	17	88	5.2	14	1	10	122	13.2	39	0
Year	No.	Punt Returns				Kickoff Returns				
		Yds.	Avg.	LG	TD	No.	Yds.	Avg.	LG	TD
1986 (N.O.)						31	886	27.7	101t	1
1987 (N.O.)	24	352	14.6	80	0	32	636	21.2	43	0
1988 (N.O.)	25	305	12.2	66t	1	32	670	20.9	39	0
1989 (Det.)	11	76	6.9	15	0	24	640	26.7	57	0
TOTALS	60	733	12.2	80	1	117	2832	24.0	101t	1

62



DEFENSIVE END

CURTIS GREEN

Alabama State 10th Year

HT: 6-3 WT: 273

Born: 6-3-57

(D-2 in '81)

GAMES PLAYED/STARTED

(1989, 16/0); (1988, 12/0); (1987, 12/0); (1986, 16/1); (1985, 15/8); (1984, 16/15); (1983, 16/16); (1982, 7/1); (1981, 14/5) **TOTAL** (124/46)

PRO

The elder statesman on the defensive unit, Green has 295 career tackles, 32½ sacks and four fumbles recovered ... He has totalled 270 yards lost via the sack ... Has played both defensive end and nose tackle ... He was the 46th player selected in the 1981 draft.

1989: Green's productivity slipped as his playing time dwindled ... Accounted for five solo tackles and three assists ... His first tackle of the season occurred in Week Four vs. Pittsburgh (10-1) with two solo tackles and one assist ... For the first time in his career, Green did not have a sack. **1988:** A calf injury just prior to a contest at Green Bay (11-20) ended a season in which Green's production dropped to an all-time low ... He missed the final five games and recorded only six total tackles and two quarterback sacks. **1987:** Although he finished with the fewest tackles in his career with 14, Green concluded the year as the club's fourth-best pass rusher with 2½ sacks ... He played in 12 games, but for the first time in his career, he was not a starter ... His best game was at Chicago (11-22) as he had six tackles and ½ sack ... Saw extensive action at Denver (11-1) with the Lions playing primarily a 4-3 defense ... Recorded four tackles against the Broncos. **1986:** Was expected to challenge for a starting position at either defensive end or nose tackle, but minor injuries slowed him ... Was limited to 20 tackles and 3½ sacks ... He played primarily in nickel situations and when the Lions switched to a 4-3 alignment ... Despite only one start, Green was tied for second with two forced fumbles ... Started at Green Bay (10-12) due to an injury to Keith Ferguson and had ½ sack ... Caused Eric Dickerson to fumble at the the Detroit 13-yard line at Los Angeles (10-19). **1985:** Played all three defensive front positions ... Started five games at left end and the final three games at nose tackle for the injured Eric Williams ... In his first start at nose tackle at New England (12-8), Green tallied a club season-high 14 tackles (11 solo) ... Although he had only the 10th most minutes played by a defender, Green was second on the club with seven sacks ... He also registered 45 tackles, recovered one fumble and forced another. **1984:** Bounced back from minor off-season shoulder surgery with 71 tackles and was second to William Gay with a career-high eight sacks ... Also recovered one fumble. **1983:** Started in all 16 games at left end and posted 5½ sacks ... Accounted for 51 solo tackles and 20 assists ... Crashed thru for two sacks vs. Minnesota (12-5) and recorded another in the playoff game at San Francisco (12-31). **1982:** Green only saw action in seven games because of an ankle injury ... He finished with 17 tackles and one sack ... Replaced Al Baker in the starting lineup in the opening round playoff game at Washington (1-8-83) and he answered with five tackles. **1981:** Was named to the Pro Football Writers' All-Rookie team after ending the year with 42 tackles, three sacks and one fumble recovery.

continued

COLLEGE and PERSONAL

Accumulated 252 tackles during his college days at Alabama State, Green was the 1980 MVP in the Sheridan Black All-Star Game ... The three-year starter was also named team MVP his final season ... He was a two-sport (football and basketball) talent at Shanks High School in Quincy, Fla. ... Green and his wife Patricia have two children, Carlos Donald and Chantel Dionne, and they live in Montgomery, Ala., during the off-season.

GREEN'S CAREER BESTS

Most Tackles: 14 at New England, (12-8-85)
 Most Sacks: 3 at Tampa Bay, (11-24-85)

GREEN'S PRO STATISTICS

Year	Total	Tackles		Sacks		Interceptions	Fumbles
		Solo	Asst.	No./Yards	No./Yards	Rec.	
1981	42	26	16	3 / 30	0/0	1	
1982	17	15	2	1 / 7	0/0	0	
1983	71	51	20	5½ / 45	0/0	0	
1984	71	52	19	8 / 68	0/0	1	
1985	45	35	10	7 / 51	0/0	1	
1986	20	15	5	3½ / 24	0/0	0	
1987	14	11	3	2½ / 27	0/0	0	
1988	6	4	2	2 / 18	0/0	1	
1989	8	5	3	0 / 0	0/0	0	
TOTAL	295	214	80	32½/270	0/0	4	

89

**RECEIVER****TERRY GREER**

Alabama State 5th Year

HT: 6-1 WT: 192

Born: 9-27-57

(FA '90)

GAMES PLAYED/STARTED

(1989, 11/0); (1988, 10/0); (1987, 3/1); (1986, 11/1) **TOTAL (35/2)**

PRO

The Lions' eighth 1990 Plan B signee is veteran performer whose experience and knowledge of the Run 'n Shoot offense are assets ... Spent six seasons in the CFL with the Toronto Argonauts ... Earned CFL All-Star honors four times ... Had his best season in 1983 under the tutelage of Mouse Davis (then the Argonauts' offensive coordinator) as he totalled 2,003 receiving yards, the most ever in professional football, on 113 catches (17.0 avg.) ... Concluded his CFL career with 404 receptions for 6,817 yards (16.9 avg.) and 47 touchdowns ... Recorded 26 100-yard receiving games ... Surpassed

200 yards receiving five times, including three consecutive games in 1983 ... Caught 11 passes in a game on 16 different occasions ... He returned 50 kickoffs for 1,267 yards (25.3 avg.) and one TD ... Also rushed 17 times for 185 yards (12.9 avg.) and three TDs ... Threw three TD passes in six attempts for 120 yards ... Has 18 NFL career catches for 308 yards (17.1 avg.) and one TD ... Originally drafted by the Rams in the 11th round (304th overall) of the 1980 draft after having signed with Toronto, Greer was obtained by Cleveland in a trade in '86 ... Released by the Browns prior to the '87 season and signed by San Francisco during the NFLPA work stoppage in 1987.

1989: Deployed in the 49ers' four wide-out alignment early in the season ... Caught one pass for 26 yards ... Played extensively on special teams and recorded five tackles ... Appeared in 11 games before going on IR with a knee injury returning a kickoff vs. Atlanta (11-12). **1988:** Played primarily on special teams and as the 49ers' fourth receiver ... He appeared in 10 games, missing part of the season due to a shoulder injury sustained in pre-season ... Activated from IR on Oct. 14 ... Contributed eight receptions for 120 yards (15.0 avg.) ... Caught a 31-yard pass to aid the team's final scoring drive at L.A. Rams (10-16) ... Made an 18-yard grab vs. Minnesota (10-30) and two catches for 24 yards vs. the Rams (12-18). **1987:** Signed by the 49ers as a replacement player ... Appearing in three games, one as a starter, he caught six passes for 111 yards (18.5 avg.), including a five-yard TD at Atlanta (10-11) ... Released following the conclusion of the NFLPA work stoppage. **1986:** Acquired by Cleveland in a trade with the Rams for a fourth round '86 draft choice ... Won a starting position in training camp, but was slowed by nagging injuries and never regained pre-season form ... Started the season opener at Chicago (9-7) and appeared in a total of 11 games ... Greer caught three passes for 51 yards (17.0 avg.).

COLLEGE and PERSONAL

An all-around athlete at Alabama State, Greer played three games at QB and also played TE and RB ... Was named the MVP both his sophomore and senior seasons ... Earned a bachelor's degree in business management ... Has five brothers and four sisters ... Hobbies include traveling, fishing and hunting ... Off-season home is Memphis ... Single ... Given name is Terry Lee Greer.

GREER'S CAREER STATISTICS RECEIVING

	No.	Yds.	Avg.	TD	Lg.
1986 (Cle)	3	51	17.0	0	22
1987 (SF)	6	111	18.5	1	50
1988 (SF)	8	120	15.0	0	31
1989 (SF)	1	26	26.0	0	26
TOTAL	18	308	17.1	1	50

58



OUTSIDE LINEBACKER

GEORGE JAMISON

Cincinnati 4th Year

HT: 6-1 WT: 228

Born: 9-30-62

(SD-2 in '84)

GAMES PLAYED/STARTED

(1989, 10/6); (1988, 16/11); (1987, 12/0) TOTAL (39/17)

PRO

An explosive player, Jamison has displayed the ability to make the big play ... Can play either outside linebacker position ... Jamison has 126 career tackles, 8½ sacks and three interceptions, including one for a TD ... Excelled in the USFL with two championships with the Philadelphia/Baltimore Stars in 1984 and '85 ... Named to the All-Rookie team his first USFL season ... Was Detroit's second-round selection in the 1984 USFL supplemental draft ... Signed as a free agent during the 1986 training camp. **1989:** Reported to training camp in the best shape ever and with lofty expectations as the incumbent at LOLB ... Sustained a severe ankle injury vs. Cleveland (9-12) in the first pre-season game which shelved him until Week Two of the regular season at N.Y. Giants (9-17) ... Played sparingly on special teams against New York ... Jamison received the starting nod in place of the injured Michael Cofer at Minnesota (10-8) (and the next three games) and responded with six solo tackles ... At home against Minnesota (10-22), he registered his first sack of the season and scored six tackles ... With Cofer's return to the lineup at Green Bay (10-29), he reverted to a reserve role ... However, he started the following week at Houston (11-5) and contributed two solo tackles ... Jamison charted five tackles, a sack and a pass defended vs. Green Bay (11-12) ... Despite a knee injury at Cincinnati (11-19) which sidelined him the rest of the season, he recorded five solo tackles and one assist ... Concluded the season with 33 tackles (27 unassisted) and two sacks. **1988:** The misfortune of previous starter Jimmy Williams (knee injury) turned into a blessing for Jamison, who posted career numbers in every category ... Williams' injury enabled him to become one of the Lions' surprises of '88 ... Jamison's 77 tackles placed him fifth on the team and he turned in a personal game-high 14 against Minnesota (11-24) ... In addition to his 5½ sacks (fourth on team), Jamison also tied for the team lead in interceptions with three (along with Devon Mitchell) and finished third in fumble recoveries with three ... Jamison scored two TDs and was the only Lions' player to score by return and the only NFC player to score twice by return ... The first came in season-opener vs. Atlanta (9-4) when he recovered a fumbled punt by James Matthews and returned it four yards for the TD; the second occurred (11-6) on an athletic 52-yard interception return off Minnesota's Wade Wilson ... That play was Jamison's first career interception ... He was one of the few bright spots in Detroit's Thanksgiving Day (11-24) loss to the Vikings, recording 14 tackles (12 solos) ... Because of his effort in the month of November, Jamison was honored as the TUMS Neutralizer of the Month. **1987:** Played in 12 games, seeing action primarily on the special teams ... Jamison tied Paul Butcher in special teams minutes with 112.7 ... He totalled 16 tackles (11 solos), one sack, one pass defended and a safety ... His first NFL sack came courtesy of the Broncos' Gary Kubiak at Denver (11-1) ... He was credited with two points after pinning Green Bay's Walter Stanley in the end zone for a safety (10-25) ... A free agent in 1986, he sustained an Achilles injury in training camp and was placed on the injured reserve list for all of '86.

COLLEGE and PERSONAL

Jamison, who was originally recruited for play fullback at the University of Cincinnati, switched to defensive tackle as a sophomore and a junior ... As a senior (1983), he was named to the All-Metro team after placing third on the team in tackles with 62 ... Graduated with honors in human resource development from the University of Detroit in May '90 ... Became the first pro athlete to earn a U-D degree through the Cooperative Education Program ... Interned as a career placement counselor ... Single ... Lives in Rochester Hills, Mich. ... His full name is George R. Jamison Jr.

JAMISON'S CAREER BESTS

Most Tackles:	14 vs. Minnesota, (11-24-88)
Most Sacks:	2 at Tampa Bay, (12-18-88)
Longest Interception Return:	52t at Minnesota, (11-6-88)

JAMISON'S PRO STATISTICS

Year	Tackles			Sacks	Interceptions	Fumbles
	Total	Solo	Asst.	No./Yards	No./Yards	Rec./For.
1987	16	11	5	1 / 8	0/ 0	0/0
1988	77	66	11	5½/47	3/56 (1 TD)	3/1
1989	33	27	6	2 /18	0/ 0	0/0
TOTAL	126	104	22	8½/73	3/56 (1 TD)	3/1



RECEIVER

84

RICHARD JOHNSON

Colorado 2nd Year

HT: 5-6 WT: 184

Born: 10-19-61

(FA '89)

GAMES PLAYED/STARTED

(1989, 16/15); (1987, 1/0) TOTAL (17/15)

PRO and 1989

A former USFL standout who has sure hands and deceptive speed ... Was out of football in 1988, but returned to action in record-setting form ... Tallied 70 receptions for 1,091 yards and eight TDs in '89 ... The 70 receptions was the most ever by a Lion receiver and the second-highest total in team history ... His reception yardage was the second-most in team history ... He also rushed 12 times for 38 yards ... Led the USFL in receiving in '84 and '85 while with the Houston Gamblers ... Totalled 115 catches for 1,455 yards and a league-high 15 TDs in '84 ... Caught 103 passes for 1,384 yards and 14 TDs in '85 ... Named to *The Sporting News* USFL All-Star team in '84 and '85 ... Originally selected by the Denver Gold in the 1983 territorial draft, he was released on Feb. 14, 1983 ... Played 36 games in the USFL before the league disbanded ... Signed by the Washington Redskins in 1987

continued

Johnson continued

during the NFLPA work stoppage ... Was released after one game ... Signed by Buffalo Oct. 9, 1988, and released the following week ... Worked as an IBM service representative in Los Angeles before signing with Detroit on March 14, 1989 ... Had seven games with five or more catches in 1989 ... Broke the 100-yard barrier three times ... Caught at least one pass in 15 games ... Had nine receptions for 172 yards and one TD at N.Y. Giants (9-17) which tied him for the fifth-most receiving yards in a game in Lions' history ... The TD was a 71-yard catch and run ... Snarred four passes, including a one-hand stab, for 62 yards vs. Chicago (9-24) ... Caught three passes vs. Pittsburgh (10-1), at Minnesota (10-8) and at Tampa Bay (10-15) for 17, 38 and 29 yards respectively ... Caught five passes for 47 yards vs. Minnesota (10-22) ... Had a team-high five catches for 85 yards, including a six-yard TD pass from Rodney Peete to give the Lions a 7-3 first quarter lead in an overtime loss at Green Bay (10-29) ... Shared the team-lead with six receptions for 77 yards at Houston (11-5) ... Scored the first two TDs on receptions of 17 and eight yards in a 31-22 win vs. Green Bay (11-12) ... Finished with five receptions for 53 yards and one rush for six yards vs. the Packers ... Did not catch a pass at Cincinnati (12-19) ... Caught three first half passes vs. Cleveland (11-23), including a 13-yarder which set up the game's first score ... Had the best day of his career vs. New Orleans with 248 yards receiving (second-best in team history) on eight receptions and a game-deciding 75-yard TD ... Was selected as the NFC Offensive Player of the Week for his performance vs. the Saints ... Caught four passes for 30 yards at Chicago (12-10) ... Scored the game's first TD on a two-yard TD enroute to a four-catch, 26 yard day vs. Tampa Bay (12-17) ... Closed out the season with seven receptions for 135 yards and one TD at Atlanta (12-24).

COLLEGE and PERSONAL

Started as a senior at running back at Colorado ... Rushed for 815 carrier yards on 174 carries (4.7 avg.) ... Also caught 26 passes (all as a senior) for 350 yards (13.5 avg.) ... Received a bachelor's degree in communications ... Lettered two seasons at Los Angeles Harbor Junior College before transferring ... Received All-America honorable mention ... Prepped at San Pedro (Ca.) High ... He and his wife Gaile and their daughter Stenshia, 2, live in Los Angeles during the off-season ... His full name is Richard Johnson.

JOHNSON'S CAREER BESTS

Most Receptions:	9 at NY Giants (9-17-89)
Most Yard Receiving:	248 vs. New Orleans (12-3-89)
Longest Reception:	75t vs. New Orleans (12-3-89)
Most TDs:	2 vs. Green Bay (11-12-89)

JOHNSON'S CAREER STATISTICS

Year	No.	Yards	Avg.	TD	Long
1989	70	1,091	15.6	8	75t
USFL TOTALS	218	2,839	13.0	29	—
PRO TOTALS	288	3,930	13.6	37	75t

57



INSIDE LINEBACKER

VICTOR JONES

Virginia Tech 3rd Year

HT: 6-2 WT: 245

Born: 10-19-66

(FA in '89)

GAMES PLAYED/STARTED

(1989, 11/9); (1988, 8/0) TOTAL (19/9)

PRO

A solid linebacker who is expected to challenge for a starting position in 1990 ... Has 53 career tackles (38 solo) and two fumble recoveries ... Originally a 12th round draft choice by Tampa Bay (310th overall) in the '88 draft, he was the Lions' first-ever Plan B free agent signee in '89.

1989: Finished ninth on the team in tackles with 50 (35 unassisted) and also contributed two fumble recoveries ... A starter in nine of the 11 games played ... Stepped into the starting lineup in Week Two at N.Y. Giants (9-17) with an injury to Dennis Gibson ... Responded with a team-high nine tackles in his first NFL start ... Accounted for three tackles vs. Chicago (9-24) ... Tallied seven tackles vs. Pittsburgh (10-1) ... Spearheaded the defensive effort at Minnesota (10-8) with a career-high 10 tackles ... Recorded seven tackles in his first action against his former teammates at Tampa Bay (10-15) ... Registered two solo tackles vs. Minnesota (10-22) and five solo stops and a fumble recovery at Green Bay (10-29) ... Shared a team-high nine tackles at Houston (11-5) ... Sustained a severe turf-toe injury vs. Green Bay (11-12) in the first quarter ... De-activated in Weeks 11-15 due to the toe injury.

1988: Saw limited action with the Tampa Bay Buccaneers ... Totaled three tackles in his first NFL season.

COLLEGE and PERSONAL

Lettered four seasons at Virginia Tech, where he finished his career with 146 tackles, eight tackles for losses and three sacks ... He capped off his senior season with a career-high 62 tackles ... His college roommate was NBA Charlotte Hornet guard Del Curry ... Jones participated in football, baseball and basketball at Peary (Rockville, Md.) HS ... His full name is Victor Pernel Jones.

JONES' PRO STATISTICS

Year	Total	Tackles		Fumbles Rec./Fum.
		Solo	Assist	
1988	3	3	0	0/0
1989	50	35	15	2/1
TOTAL	53	38	15	2/1

FONTES ON JONES

"When Gibson was out, we got an outstanding job from VICTOR JONES. He's a good, young linebacker who will continue to get better and better. Look for him to give a real battle to earn a starting berth."

49



Cornerback

WILLIAM JUDSON

South Carolina St. 9th Year

HT: 6-1 WT: 192

Born: 3-26-59

(FA '90)

GAMES PLAYED/STARTED

(1989, 14/14); (1988, 16/16); (1987, 12/12); (1986, 16/16); (1985, 16/16); (1984, 16/16); (1983, 16/16); (1982, 9/0) TOTAL (115/106)

PRO

Experienced veteran who is expected to help shore up the defensive secondary ... The Lions' seventh 1990 Plan B signee was a fixture at right cornerback with Miami for most of his eight years there ... Started for the Dolphins since his second season ... Judson has 24 career interceptions, including two TDs, and 414 total tackles (359 unassisted) ... Has appeared in 10 post-season games, six as a starter ... Selected on the eighth round (209th overall) by Miami in 1981.

1989: Started 14 games with the Dolphins at right cornerback before being sidelined with a calf injury ... Placed on IR for the final two contests ... It marked the first time Judson missed a non-strike game since he was sidelined for the entire 1981 season and the first missed start since Jan. 2, 1983 ... Registered 55 total tackles (42 solo), two INTs and six passes defended ... Recorded seven games with five or more tackles ... Tallied seven tackles in a contest twice, once at New England (9-17) and again at N.Y. Giants (11-12) ... Also picked off a Ken O'Brien pass and returned it three yards against the Jets ... Ended the season ranked fourth on the Dolphins' all-time INT list. **1988:** Led the team with 11 passes defended and tied for the lead with four INTs ... Fourth on the team with 74 tackles (68 solo) as a starter in every game ... Registered a season-high nine tackles and a blocked punt which set up a TD vs. Green Bay (9-18) ... Contributed a 52-yard INT which set up a TD in a 24-7 victory over Minnesota (10-2) ... Picked off a last-minute Mark Malone pass to preserve a 31-28 victory over San Diego (10-16). **1987:** Started in the 12 non-strike games ... Recorded 45 tackles (40 solo), nine passes defended, two INTs, two forced fumbles and two fumble recoveries ... Had a season-high eight tackles at Indianapolis (9-20) ... Recorded seven tackles, three passes defended and an INT at Cincinnati (11-8). **1986:** Only one of three Dolphin defenders to start all 16 games ... Finished sixth on the team in tackles with 64 (57 solo) ... Added a team-high 12 passes defended and tied three others with two INTs ... Recorded six tackles vs. Colts (9-14), Bills (10-12) and Jets (11-24) ... Named as the team's "Outstanding Defensive Back" for the fourth consecutive year. **1985:** Finished second on the club with four INTs, including a 61-yard TD vs. Houston (9-8) in a 26-23 victory ... Also registered 45 tackles (40 solo), four passes defended and two fumble recoveries ... Blocked a field goal attempt versus the Jets and also blocked a punt in a 38-24 victory vs. Chicago (12-2) ... The team's "Outstanding Defensive Back" for the third straight season ... Served as the club's player representative to the NFLPA. **1984:** For the second consecutive season was named the club's "Outstanding Defensive Back" ... Recorded 121 INT return yardage, 69 of which came on laterals from teammates ... Spearheaded the defense with a team-high 17 passes defended ... Contributed 46 tackles (41 solo), four INTs, two forced fumbles and a fumble recovery ... Blocked a pair of field

goal attempts vs. the Jets (11-4) and vs. Indianapolis (12-9) ... Scored his first career TD vs. New England running 60 yards on a lateral following a Mike Kozlowski INT ... Picked off a Danny White pass in the end zone in a Miami 28-21 victory over Dallas. **1983:** Stepped into the starting lineup at LCB following a season-ending Achilles injury to Don McNeal ... Responded with a club-high six INTs and tied for the lead with 12 passes defended ... Was second among defenders with 82 tackles (69 solo) and also contributed a forced fumble ... Picked off a Bill Kenney pass for his first NFL INT, had a team-high seven solo shots and an assist vs. Kansas City (9-25) ... Earned a game ball for his efforts vs. the Chiefs ... Intercepted three second quarter Richard Todd passes in a 32-14 win vs. the Jets (10-16) ... Registered a season-high 10 tackles in the return match up vs. the Jets (12-16). **1982:** Appeared in nine regular season games plus four post-season games in the strike-shortened season ... Played primarily on special teams and registered five tackles. **1981:** Missed the entire season on IR with a torn hamstring.

COLLEGE and PERSONAL

A three-year starter at South Carolina State, Judson finished with 161 tackles, 11 INTs and six fumble recoveries ... As a senior, he co-captained a 10-1 South Carolina State team that ranked third in the NCAA I-AA ... Began his senior year as a safety, but moved to CB ... Graduated cum laude in business administration ... Lettered in football, basketball and track at Sylvan Hills (Atlanta, Ga.) HS ... Reunited in Detroit with LB Mark Brown, also formerly with the Dolphins ... Hobbies include photography, music and reading ... Favorite television shows are "The Cosby Show" and "A Different World" ... He and his wife Cassandra have a five-year-old son named William ... His full name is William Thadius Judson.


JUDSON'S CAREER BESTS

Most Interceptions: 3, vs. N.Y. Jets (10-16-83)
 Longest Return: 61t at Houston (9-8-85)

JUDSON'S PRO STATISTICS

Year	Total	Tackles		Interceptions		TD	Fumbles Recovered
		Solo	Asst.	No./Yards			
1981 (Mia)				-Injured Reserve-			
1982 (Mia) ...	3	2	1	0/ 0	0	0	
1983 (Mia) ...	82	69	13	6/ 60	0	0	
1984 (Mia) ...	46	41	5	4/121	1	1	
1985 (Mia) ...	45	40	5	4/ 88	1	0	
1986 (Mia) ...	64	57	7	2/ 0	0	0	
1987 (Mia) ...	45	40	5	2/ 11	0	0	
1988 (Mia) ...	74	68	6	4/ 57	0	1	
1989 (Mia) ...	55	42	13	2/ 31	0	0	
TOTAL	414	359	55	24/368	2	2	

90



OUTSIDE LINEBACKER

KEITH KARPINSKI

Penn State 2nd Year

HT: 6-3 WT: 225

Born: 10-12-66

(D-11 in '89)

GAMES PLAYED/STARTED

(1989, 16/0)

PRO and 1989

Hardnosed special teams play helped earn Karpinski a place on the roster ... A reserve outside linebacker, he was selected on the 11th round (282nd overall) of the '89 college draft ... Played almost exclusively on special teams ... Tied for second in special teams tackles with 14 ... Recorded at least one special teams tackle in nine of the 16 games he played in ... Registered three tackles vs. Green Bay (11-12) and Tampa Bay (12-17).

COLLEGE and PERSONAL

A local product, Karpinski prepped as a linebacker and tight end at De La Salle Collegiate (Warren, Mich.) HS ... An All-Michigan choice, he won All-League honors in both basketball and baseball ... A four-year letterman at Penn State, he had 86 career tackles and two interceptions ... Earned a bachelor's degree in health education at Penn State ... Timed in the 40 yard dash in 4.57 seconds ... His hobbies are reading and playing basketball ... His favorite singer is Frank Sinatra ... His favorite actor is John Candy ... His full name is Keith Carl Karpinski.

KARPINSKI'S CAREER STATISTICS

TACKLES

	Total	Solo	Assist
1989	14	13	1

LIONS' PRONUNCIATION GUIDE

Players

Eric Andolsek	AN-dol-sek
Toby Caston	Cast-TONE
Sherman Cocroft	COE-roft
Michael Cofer	COE-fer
Ken Dallafior	DALL-a-for
Bob Gagliano	Gal-EE-ano
Chris Spielman	SPEEL-man

Staff Members:

Wayne Fontes	FONT-ss
Len Fontes	FONT-tez
Dirk Dierking	DER-king
Dan Jaroshewich	JA-RAUSH-a-witch
Joe Recknagel	RECK-nagel
Woody Widenhofer	Wooden-hofer

83



RECEIVER

AUBREY MATTHEWS

Delta State 5th Year

Ht: 5-7 Wt: 165

Born 9-15-62

(FA '90)

GAMES PLAYED/STARTED

(1989, 13/3); (1988, 7/2); (1987, 12/6); (1986, 4/0) TOTAL (36/11)

PRO

The Lions' first 1990 Plan B signee ... A speedy receiver slated to play the slot in the Lions' Silver Stretch offense ... Runs the 40-yard dash in 4.3 seconds ... Has 66 career receptions for 929 yards and five touchdowns ... Caught 52 passes for 677 yards and six TDs with the USFL's Jacksonville Bulls in 1984 and '85 ... Also returned 48 career kickoffs for 989 yards with the Bulls ... Signed by Atlanta on Aug. 7, 1986 after the USFL folded ... Signed by Green Bay on Nov. 2, 1988.

1989: Established himself as a starter opposite Sterling Sharpe during preseason, however a severe left knee sprain knocked him out of action until Week Three ... Hindered by the injury, he did not catch a pass in Weeks Three, Five and Six ... Played in 13 games, three as a starter ... Caught at least one pass in the final 10 games ... Finished the season with 18 receptions for 200 yards (11.1 avg.) ... Had a season-high four catches at Detroit (11-12) for 49 yards ... Received the starting nod in Weeks 11-13 after an injury to WR Perry Kemp ... In his first start, a 21-17 upset at San Francisco, he had three receptions for 30 yards ... The following week, Matthews caught two passes for 15 yards vs. Minnesota ... His longest reception was 25 yards. **1988:** Signed by the Packers as a free agent in mid-season ... Caught 15 passes for 167 yards (11.1 avg.) and two TDs, while playing in the final seven games ... Started the final two games vs. Minnesota (12-11) and Phoenix (12-18) due to an injury to Kemp ... Caught a season-high four passes for 29 yards and one TD vs. Indianapolis (11-13) ... Scored a TD vs. the Lions (11-20) on a three-yard pass from QB Don Majkowski. **1987:** Played in 12 games with Atlanta, six as a starter ... Snarred 32 passes for 537 yards (16.8 avg.) and three TDs ... Caught a career-high seven passes for 115 yards and two TDs vs. the Cardinals (11-29) ... Scored his first NFL TD on a 23-yard pass from QB Scott Campbell vs. Minnesota (11-22) ... Recorded a career-long 57-yard catch vs. the Rams. **1986:** Began the season with Atlanta late as a result of USFL litigation ... Pulled a hamstring and was placed on IR until Nov. 30 ... In his first NFL action vs. Miami in Week 12, he contributed a 25-yard catch, his only reception of the year ... Ran 12 yards for a first down on a fake punt in Week 15 vs. the Saints.

COLLEGE AND PERSONAL

Established a school mark at Delta State his senior year with 53 receptions for 888 yards and six TDs ... A two-year letterman, Matthews began his collegiate career at Gulf Coast Junior College ... A native of Pascagoula, MS, he attended Moss Point, MS, High School ... Works as a banker during the off-season ... Enjoys playing golf and racketball ... Works with the Police Athletic League of Jacksonville ... He, his wife Sonja and their daughter Galina Shalawn, 3, and newborn son Jerrick reside in Jacksonville ... His full name is Aubrey Derron Matthews.

continued

75

MATTHEWS' CAREER BESTS

Most Receptions:	7 vs. St. Louis (11-29-87)
Most Receiving Yards:	115 vs. St. Louis (11-29-87)
Longest Reception:	57 vs. L.A. Rams (10-18-87)

MATTHEWS' CAREER STATISTICS
RECEIVING

Year	Rec.	Yds.	Avg.	TD
1986 (Atl.)	1	25	25.0	0
1987 (Atl.)	32	537	16.8	3
1988 (G.B.)	15	167	11.1	2
1989 (G.B.)	18	200	11.1	0
TOTAL	66	929	14.0	5

29**CORNERBACK****BRUCE McNORTON**

Georgetown (Ky.) College 9th Year

HT: 5-11 WT: 175

Born: 2-28-59

(D-4 in '82)

GAMES PLAYED/STARTED(1989, 8/0); (1988, 16/16); (1987, 12/12); (1986, 16/16); (1985, 16/16); (1984, 16/16); (1983, 16/8); (1982, 4/0) **TOTAL (104/84)****PRO**

A steady performer throughout his career ... Has amassed 473 tackles, 19 interceptions and six fumble recoveries ... A fourth round selection in 1982 (96th overall) ... Originally selected as a kickoff and punt returner, but has not fielded a kick ... Has played exclusively at right cornerback ... An extremely confident player whether he's starting or playing a nickel back ... Has a knack for being around the football. **1989:** McNorton had a good training camp but lost his starting position with the acquisition of Terry Taylor from Seattle ... He became the first defensive back in the Lions' nickel package ... Played in only eight games before sustaining a season-ending knee injury in practice ... McNorton had a career-low four tackles (three solo), two passes defended and one sack ... The sack, the first of his career, came in Week Four vs. Pittsburgh (10-1) on a 12-yard dump of Bobby Brister ... He also had two solo tackles and one assist against the Steelers. **1988:** Lost his starting position during training camp, but regained it after two pre-season games ... McNorton responded with a career season ... Recorded personal highs with 105 tackles (87 unassisted), four fumble recoveries, and three forced fumbles ... Was the third-leading tackler, tied for first in both forced and recovered fumbles and was second with nine passes defended ... Also contributed one INT ... Picked off a Randy Wright pass vs. Green

Bay (12-4) ... Opened the season with 12 tackles against Atlanta (9-4) ... He also tipped a Chris Miller pass which was intercepted by Jerry Holmes that set up Detroit's first TD of the season ... McNorton scored a career-high 13 tackles at Minnesota (11-6). **1987:** Entered the season with the Lions' longest consecutive regular-season starts streak with 56 ... It ended at 58 with the NFLPA work stoppage ... Concluded the season with 64 tackles (53 solos), four passes defended, three INTs and two forced fumbles ... His 64 tackles led all DBs and his 370.9 minutes played paced the entire Detroit squad ... In Week Two at Los Angeles (9-20), had eight tackles against the Raiders ... Following the strike games vs. Green Bay (10-25), he recorded a game-high nine tackles and forced a fumble that led to an Eddie Murray field goal ... The next week at Denver (11-1), McNorton tallied seven tackles a forced another fumble ... In Week 12 vs. Kansas City (11-26) he had a big day with 11 tackles and a 20-yard INT. **1986:** He spearheaded a defensive charge with 17 passes defended ... Tied for second on the team with four INTs ... Finished seventh among defenders with 65 tackles (52 solos) ... Recovered two fumbles and forced another ... Registered six solo tackles at Houston (10-5), including a fourth-down stop and an INT which stymied the Oilers' final drive in a 24-13 Detroit victory. **1985:** Elevated the defensive backfield play by becoming the squad's most improved performer ... Became proficient against the run recording a career-high 76 tackles (63 solos) ... Defended eight passes and recorded two sacks ... An ankle injury caused him to miss much of both the season opener as well as the finale ... Was one of just six players to start every game. **1984:** Started each game at the right corner and led the Lions with eight passes defended ... Finished eighth among defenders with 79 tackles (54 solos) while also recording two INTs. **1983:** Broke into the starting lineup in place of Al Latimer in the ninth week at Chicago (10-30) ... Answered with an interception in a 38-17 Detroit win ... Led the club in INTs with seven, all coming in the final eight weeks ... Had two INTs vs. the Giants (11-7) and at home vs. Pittsburgh (11-24) ... Made a spectacular diving catch vs. Minnesota (12-5) before a national TV audience ... Paced Detroit defensive backs with 11 passes defended ... Also contributed 74 tackles (59 unassisted). **1982:** Missed most of his rookie season with a hand injury suffered in training camp, and as a result played in only four games ... Pressed into action with injuries exhausting the defensive secondary ... Contributed six tackles ... Also saw action in a playoff contest at Washington (1-8-83).

COLLEGE and PERSONAL

McNorton has the distinction of being the first player ever drafted from Georgetown (Ky.) College, where he set school record for career interceptions (24) and single-season kickoff return average (29.6 yards his senior year) ... The two-time All-Conference player was also selected Little All-America in '81 ... Earned a bachelor's degree in social work ... His nickname is "Chili," and he earned that moniker during the '82 training camp after the defensive backs drafted a policy of donating \$1 toward a chili party at the end of camp for every ball missed or dropped and McNorton was the team leader in donations ... An All-State player at Spruce Creek High in Port Orange, Fla. ... He is a collector of clocks and has over 40 time pieces ... McNorton and his wife Rosalind, have two daughters Mykeshia, 5, and Brittiney, 4 ... They live in Bloomfield Hills, Mich. ... His full name is Bruce Edward McNorton.

McNORTON'S CAREER BESTS

Most Tackles:	13 at Minnesota, (11-6-88)
Most Interceptions:	2, twice (last vs. Minnesota, 11-17-85)
Most Return Yards:	22 vs. Minnesota, (11-17-85)
Longest Return:	22 vs. Minnesota, (11-17-85)

continued

McNORTON'S PRO STATISTICS

Year	Tackles			Sacks	Interceptions	Passes	Fumbles
	Tot.	Solo	Asst.	No./Yards	No./Yards	Def.	Rec./For.
1982	6	2	4	0/0	0/0	0	0/0
1983	74	59	15	0/0	7/30	11	0/0
1984	79	54	25	0/0	2/0	8	0/0
1985	76	63	13	0/0	2/14	8	0/0
1986	65	52	13	0/0	4/10	17	2/1
1987	64	53	11	0/0	3/20	4	0/2
1988	105	87	18	0/0	1/4	9	4/3
1989	4	3	1	1/12	0/0	2	0/0
TOTAL	473	373	100	1/12	19/78	59	6/6

44



SAFETY

JOHN MILLER

Michigan State 2nd Year

HT: 5-10 WT: 180

Born: 6-22-66

(FA '89)

GAMES PLAYED/STARTED

(1989, 9/0)

PRO and 1989

Displayed an uncanny instinct for the football during 1989 training camp ... His hitting ability and toughness warranted his addition to the Developmental Squad ... Added to the active roster in Week Eight at Green Bay (10-29) where he played exclusively on the kickoff coverage team ... Posted nine solo tackles, six which occurred on special teams, and one fumble recovery ... Recorded his first NFL tackle on the kickoff coverage team at Houston (11-5) ... Registered one special team tackle vs. Green Bay (11-12) and at Cincinnati (11-19) ... Contributed one special team tackle at Chicago (12-10) and also recovered a Dennis McKinnon punt return fumble ... Accounted for one tackle vs. Tampa Bay (12-17) and a season-high two tackles in the season finale at Atlanta (12-24).

COLLEGE and PERSONAL

A local product, Miller prepped at Harrison (Farmington, Mich) HS ... Tallied 179 career tackles and 14 interceptions at Michigan State ... A Jim Thorpe Award nominee, he earned All-Big Ten honors his senior season ... He and his wife Julie are newlyweds.

MILLER'S PRO STATISTICS

Year	Total	Tackles		Assist	Fumbles
		Solo			Rec./For.
1989	9	9		0	1/0

3



PLACE-KICKER

EDDIE MURRAY

Tulane 10th Year
 HT: 5-10 WT: 180
 Born: 8-29-56
 (D-7 in '80)

GAMES PLAYED/STARTED

(1989, 16/0); (1988, 16/0); (1987, 12/0); (1986, 16/0); (1985, 16/0); (1984, 16/0); (1983, 16/0); (1982, 7/0); (1981, 16/0); (1980, 16/0) TOTAL (147/0)

PRO

One of the best kickers to ever play the game ... A successful 1989 campaign was punctuated with a trip to the Pro Bowl ... Also participated in the 1980 Pro Bowl during his rookie year ... Selected as the MVP of the 1980 Pro Bowl marking the only occasion a rookie has been honored ... Selected as second-team All-Decade by Pro Football Writers of America ... His accuracy has been uncanny during the past two seasons ... Had the most successful two-year stint of any kicker in NFL history missing only two field goal efforts ... Tied the record for FG percentage in '89 and '88 connecting on 95.2% of his attempts ... Converted 40 of his last 42 FG attempts in the two-year period and has booted 52 of his last 57 ... He ranks fourth among all-time NFL leaders in FG accuracy with a 76.3 percentage (212-of-278) ... Murray is first in career scoring among active NFC players with 943 points and is fifth overall in the NFL ... Ranks 20th among all-time NFL scorers ... The Lions' all-time leading scorer and has paced the team in each of his 10 seasons ... Murray has nailed 307-of-312 PATs (98.3%) ... During the '86 and '87 season, he averaged 38.4 yards on five punts. ... A seventh-round selection in 1980 (166th overall).

1989: Represented the NFC as the kicker in the Pro Bowl ... Drilled two FGs and three PATs in the NFC's 27-21 win in Honolulu ... Connected on 20-of-21 FG attempts for the second consecutive year to again tie the NFL FG accuracy record of 95.24 percent (also held by Washington's Mark Moseley) ... Tallied 94 points as he also was perfect on 36 PATs ... Set a club and personal record with 13 consecutive FGs which occurred in the season opener vs. Phoenix (9-10) ... The streak started in Week 11 of the '88 season vs. Tampa Bay (11-13-88) ... Murray kept the string of kicks alive at 17 with a 50-yarder at Minnesota (10-8) ... Drilled a 42-yard kick at Green Bay (10-29) to extend the streak to 19 which was also his 200th career FG ... In the same game, a 34-yard effort sailed left and hit the upright ending the streak at 19 ... Scored a season-high 15 points vs. Tampa Bay (12-17) on four FGs and three PATs ... Murray also hit four-of-four FGs, including a 45-yarder to open the scoring in a 31-22 victory vs. Green Bay (11-12) ... Booted a 35-yard third quarter FG which was the deciding score in a 13-10 victory over Cleveland on Thanksgiving Day (11-23) ... Kicked the game-winning PAT in a 17-16 victory at Tampa Bay ... Named to *The Football News* All-NFC team ... Selected as second team Associated Press All-Pro Team. **1988:** Tied a league seasonal mark in that category after connecting on 20-of-21 three-pointers for a 95.24 accuracy percentage (a mark previously held by Washington's Mark Moseley)... The honorable mention NFL All-Pro (AP) and Pro Bowl alternate led the Lions in scoring for the ninth straight season with 82 points, missing only one FG and one PAT (22-of-23) ... His longest field goal of the year was a 48-yarder at Minnesota (Week 10) ... It

continued

Murray continued

was only the second time in his nine-year career that Murray did not make a FG from 50-yards-or-more in a season ... Concluded the year with 12 consecutive FGs. **1987:** Led the squad in scoring with 81 points hitting on 20-of-32 FGs and 21-of-21 PATs ... His string of 73 straight games played streak was snapped due to the NFLPA work stoppage ... In the season opener at Minnesota (9-13), Murray hit his first four FGs before missing his fifth ... The miss cost him in his attempt to tie his own Lions' record of 12 consecutive FGs ... In the same game vs. the Vikings, made his punting debut when Russell Erxleben suffered an injury ... Responded with kicks of 46 and 33 yards ... Had his first blocked FG since his rookie year against the Raiders (9-20) at Los Angeles ... His 53-yarder vs. the Rams was the longest in the NFL and second longest in Lions' history (also tied his mark against the Bears in 1981). **1986:** Established a new all-time Lions' scoring mark with 684 points ... Eclipsed Errol Mann's old standard of 636 with a fourth quarter PAT vs. Cincinnati (10-17) ... Tallied 85 points on 18-of-25 FGs and 31-of-32 PATs ... Led the team in scoring for the seventh straight season ... With 12 seconds remaining, recorded his fifth career game-winning FG in a 13-11 victory at Philadelphia (11-16) ... Booted his first career punt, a 37-yarder, while in field goal formation vs. Atlanta (12-15). **1985:** Tops among Lion scorers with 109 points ... His sixth straight season as the club's leading scorer ... He hit on 26-of-31 FGs and 31-of-33 PATs ... An off-season training regimen paid big dividends as Murray connected on 12 consecutive FGs over the final six games ... His NFL-high string of 157 straight PATs was snapped vs. the Cowboys (9-15) ... It was his first miss since his first season ... Donated \$100 for each successful FG made to the Multiple Sclerosis Society. **1984:** Murray exhibited a flair for performing in the clutch by kicking four game-winning FGs in the fourth quarter or in OT ... The club's top point-producer, he scored 91 points on 20-of-27 FGs and a perfect 31-of-31 in PATs ... His 490 points places him in third place 44 points behind Doak Walker ... Voted the Lions' "Man-of-the-Year" for his outstanding off-the-field community service endeavors. **1983:** Led the Lions in scoring for the fourth consecutive season with 113 points ... His scoring numbers were good for sixth in the NFC ... Hit on 25-of-32 FGs and 38-of-38 PATs ... Twice tied the club mark shared by Glenn Presnell with 54-yard FGs ... The first occurred at Cincinnati (12-11) and the other set a playoff record at San Francisco (12-31) ... Nailed a 37-yard FG at Green Bay (11-20) to propel the Lions to a 23-20 victory ... Missed a 43-yard FG wide-right with five seconds remaining in a 24-23 NFC playoff loss to the 49ers. **1982:** Drilled 11-of-12 FGs which was second only to Washington's Mark Moseley in the accuracy department ... Was also perfect with 16 PATs to total 49 points ... Led the team in scoring. **1981:** Tied for the NFC scoring lead with 121 points ... His 46 PATs broke Doak Walker's old mark of 43 in a season ... Also converted 25-of-35 FGs ... Boomed the second longest field goal in Lions' history, a 53-yarder vs. Chicago (10-19) ... Connected on three-of-four attempts beyond the 50-yard line. **1980:** Unseated veteran kicker Bennie Riccardo in a training camp battle ... Won the NFC scoring title with 116 points and was voted to the Pro Bowl and was the only rookie ever to be selected as the Pro Bowl MVP after booting four FGs ... Eclipsed Errol Mann's 1969 mark of 25 FGs ... Finished the season with 27-of-42 FGs ... Only missed one of 36 PATs ... Murray's first field goal attempt was a successful 52-yarder at Los Angeles (9-7) against the Rams.

COLLEGE and PERSONAL

The holder of virtually every kicking record in Tulane history, Murray was inducted into the Tulane Hall of Fame in 1987 ... Earned a degree in education ... Born in Halifax, Nova Scotia, and attended high school in Victoria, British Columbia after spending much of his childhood in England ... An active participant in charity and community activities, he was a two-time Lions' nominee (1985-86) for the

NFLPA's Byron "Whizzer" White Humanitarian Award ... Honored as the team's NFL/Lite Man of the Year for '84 and '85, and was the March of Dimes (SE Michigan chapter) Athlete-Citizen of the Year in '85 ... Affiliated with the American Cancer Society, Children's Hospital and Multiple Sclerosis ... An outstanding racquetball player and golfer, Murray is the Director of Franchise Development for Bulk International, a retail store with a bulk food emphasis in Troy, Mich. ... Earned the nickname "Money" due to his kicking accuracy ... A resident of Southfield, Mich., Edward Peter Murray has one son, Robbie.

MURRAY'S CAREER BESTS

Most FG Attempts:	5, five times (last at Minnesota, 9-13-87)
Most FGs Made:	5 vs. Green Bay, (9-14-80)
Longest FG Made:	54, twice (last at 49ers (*), 12-31-83)
Highest FG Accuracy:	95.24%, 1988 & 1989 — tied an NFL RECORD
Most PAT Attempts:	6, three times (last vs. Pittsburgh, 11-24-83)
Most Consecutive PATs:	6, same as above
Most Points:	17 vs. Green Bay (9-14-80)
Most Punts:	2 at Minnesota, (9-13-87)
Longest Punt:	46 at Minnesota, (9-13-87)

(*) NFL Playoff Game Record

MURRAY'S PRO STATISTICS

Year	Kick Scoring					Punting				
	PATs	FGs	L	Pts.	No.	Yds.	Avg.	I20	LG	Blk
1980	35-36	27-42	52	116	0	0	0	0	0	0
1981	46-46	25-35	53	121	0	0	0	0	0	0
1982	16-16	11-12	49	49	0	0	0	0	0	0
1983	38-38	25-32	54	113	0	0	0	0	0	0
1984	31-31	20-27	52	91	0	0	0	0	0	0
1985	31-33	26-31	51	109	0	0	0	0	0	0
1986	31-32	18-25	52	85	1	37	37.0	0	37	0
1987	21-21	20-32	53	81	4	155	38.8	1	46	0
1988	22-23	20-21	48	82	0	0	0	0	0	0
1989	36-36	20-21	50	96	0	0	0	0	0	0
TOTALS	307-312	212-278	54	943	5	192	38.4	1	46	0

NFL'S ALL-TIME LEADING FIELD GOAL PERCENTAGE LEADERS

	Name	Team	Made	Attempts	%
1.	Nick Lowery	Chiefs	225	291	.773
2.	Morton Anderson	Saints	171	222	.770
3.	Gary Anderson	Steelers	186	242	.769
4.	EDDIE MURRAY	LIONS	212	278	.763
5.	Kevin Butler	Bears	108	144	.750

continued

Murray continued

Year	Field Goal Accuracy Year					
	1-19	20-29	30-39	40-49	50+	Tot./Pct.
1980	0-1	9-9	10-13	7-15	1-4	27-42/.643
1981	1-1	5-5	9-14	7-11	3-4	25-35/.714
1982	0-0	6-6	2-2	3-4	0-0	11-12/.917
1983	0-0	6-6	13-15	3-7	3-4	25-32/.781
1984	1-1	1-2	5-7	12-13	1-4	20-27/.741
1985	2-2	5-7	11-12	6-7	2-3	26-31/.839
1986	2-2	1-2	7-8	6-8	2-5	18-25/.720
1987	1-1	6-6	7-12	5-11	1-2	20-32/.625
1988	1-1	8-8	9-9	2-2	0-1	20-21/.952
1989	0-0	3-3	8-9	8-8	1-1	20-21/.952
TOTAL	8-9	50-54	81-101	59-86	14-28	212-278/.763

Game-Winning Field Goals

Date	Opponent	Score	Distance	Time Left
11-15-81	Dallas	27-24	47	0:00*
11-20-83	Green Bay	23-20	37	6:30**
9-09-84	Atlanta	27-24	48	9:54**
10-21-84	Minnesota	16-14	41	0:49*
11-16-86	Philadelphia	13-11	41	0:12*

*4th Quarter **Overtime

Field Goals By Location/Surface

Indoor FGs: 127-159 (.798); Home FGs: 106-136 (.779); Artificial Turf FGs: 149-190 (.784);
 Outdoor FGs: 87-121 (.719); Road FGs: 106-142 (.746); Natural Turf FGs: 63-88 (.715)



51



LINEBACKER

NIKO NOGA

Hawaii 7th Year

HT: 6-1 WT: 235

Born: 3-2-62

(FA '89)

GAMES PLAYED/STARTED

(1989, 14/1); (1988, 16/16); (1987, 12/12); (1986, 16/16); (1985, 16/11); (1984, 16/0) TOTAL (90/56)

PRO

Versatile athlete who has been a prolific tackler throughout his career ... Can play linebacker, defensive end or tackle ... Has 338 career tackles (273 unassisted) and seven sacks ... An eighth round draft selection (201st overall) by the Cardinals in 1984 ... Streak of 55 consecutive starts was snapped when released by Phoenix in the '89 training camp ... Signed by Detroit on Sept. 20, 1989.

1989: Signed by the Lions during the second week of the season ... Played 14 games primarily as a special teams player ... Registered 18 tackles (16 unassisted), two passes defended, one interception and one forced fumble ... Played significantly with an injury to LB Victor Jones and responded with a season-high seven solo tackles vs. Green Bay (11-12) ... Made his only start the following week at Cincinnati (11-19) and recorded five tackles, two passes defended and an interception ... Returned to a reserve role with Dennis Gibson returning to action ... Registered two special team tackles and forced a Dennis McKinnon fumble on a punt return at Chicago (12-10). **1988:** Challenged for the starting middle linebacker position by Ricky Hunley ... Held off Hunley and finished the season second in tackles with 62 (45 unassisted) with the Cardinals ... Opened the season with a game-high nine tackles vs. Cincinnati (9-4) ... The following week he recorded seven tackles vs. Dallas (9-12) ... Contributed five tackles and a sack vs. Philadelphia (12-10) ... Extended his consecutive starts streak to 55 games. **1987:** Recorded 78 tackles (68 unassisted) and three sacks ... Tallied 10 tackles vs. Tampa Bay (10-8) and also scored his first NFL TD scooping up and returning a James Wilder fumble 23 yards ... Had nine tackles at San Diego (9-20) ... Accounted for seven stops and a sack vs. Philadelphia (10-1) and contributed six tackles and a sack vs. Washington (12-16). **1986:** Second-ranked defender with 90 tackles (73 unassisted) ... Started every contest ... Blasted Philadelphia (12-7) for a career-high 15 tackles, including 11 solo stops ... Collected eight tackles vs. Tampa Bay (12-21) ... Recovered two fumbles vs. L.A. Rams (9-7) ... Contributed three forced fumbles. **1985:** Registered five or more tackles on nine occasions ... With Charlie Baker and two other linebackers injured, he started 11 of the final 16 games at strong ILB ... Recorded 74 tackles (57 unassisted) ... Netted nine tackles and a fumble recovery vs. Washington (10-7) ... Received his first NFL start the following week vs. Philadelphia (10-13) and responded with 13 tackles (10 solo). **1984:** Played all 16 games primarily on special teams ... Added 14 solo tackles on coverage units ... Blocked a punt vs. Chicago (10-14) to break a close game in a 38-21 victory.

COLLEGE and PERSONAL

Four-year starter at Hawaii ... Became the first freshman to earn All-Western Athletic Conference honors ... Has eight brothers and one sister ... Brother, Al Noga, plays with the Minnesota Vikings ... Older brother, Peter, was signed as a free agent by the Cardinals in '87 and played briefly with

continued

Noga continued

the Colts ... Moved from American Samoa to Honolulu in 1972 ... Prepped at Farrington High School ... Wife, Poufa, is a professional singer who has recorded native island songs ... He and his wife have three sons, Niko Jr., 5, Nicholas, 4, and Nikolai, 2 ... His full name is Falaniko Noga.

NOGA'S CAREER BESTS

Most Tackles: 15 vs. Philadelphia (12-7-86)

NOGA'S CAREER STATISTICS

Year	Tackles			Sacks	Ints.	Passes	Fumbles
	Tot.	Solo	Asst.	No.	No./Yards	Def.	Rec./For.
1984 (Cards) ..	15	14	1	0	0/0	0	0/0
1985 (Cards) ..	74	57	17	1	0/0	1	1/0
1986 (Cards) ..	90	73	17	2	0/0	2	2/3
1987 (Cards) ..	78	68	10	3	0/0	1	1/2
1988 (Cards) ..	62	45	17	1	0/0	0	0/1
1989 (Det.) ..	18	16	2	0	1/0	2	0/1
TOTAL	337	273	64	7	1/0	6	4/7

26



S-BACK

CARL PAINTER

Hampton Institute 3rd Year

HT: 5-9 WT: 188

Born: 5-10-64

(D-6 in '88)

GAMES PLAYED/STARTED

(1989, 15/0); (1988, 11/0) **TOTAL** (26/0)

PRO

An excellent open-field runner, Painter's biggest asset is his athletic ability ... Contributes significantly on special teams receiving and coverage units ... Has 106 career yards on 32 carries ... Has also returned 18 kickoffs for 361 yards (20.0 avg.) ... Drafted in the sixth round of the 1988 draft (142nd overall). **1989:** Was projected as a slot receiver in the Lions' new "Silver Stretch" offense at the beginning of training camp ... However, he was moved to S-back to utilize his speed and quickness ... Was the second-leading rusher during preseason ... Was the third S-Back behind Barry Sanders and Tony Paige ... Rushed for 64 yards on 15 carries ... Caught three passes for 41 yards, including a 27-yarder at Tampa (10-15) and returned one kickoff 14 yards ... Sprained an ankle vs. the Bears (9-24) and was expected to miss three-to-four weeks, but was back in action two weeks later at Minnesota (10-8) ... Painter made his mark on special teams where he was fourth with 13 tackles. **1988:** Painter saw extensive special teams duties and was the second-leading kickoff returner for the Lions with 17

returns for 347 yards (20.4 avg.) ... He also recorded three tackles ... Offensively, Painter rushed for 42 yards on 17 carries ... Debut game was his best with 28 yards on seven carries vs. the Jets (9-25) in Week Four ... Played in 11 games.

COLLEGE and PERSONAL

The Hampton Institute running back established career marks for rushing yardage (3,223) and attempts (628) ... He was a first-team Little All-America and a first-team All-Central Intercollegiate selection as a senior ... An All-District and All-Area selection at Booker T. Washington (Norfolk) High, Painter also competed on the school's track team ... His full name is Carl Drew Painter.

PAINTER'S CAREER BESTS

Most Rushing Attempts:	7 vs. New York Jets, (9-25-88)
Most Rushing Yards:	28 vs. New York Jets, (9-25-88)
Most Kickoff Returns:	3, twice (last vs. Giants, 10-30-88)
Most KO Return Yardage:	67 at L.A. Rams, (9-11-88)
Longest Reception:	27 at Tampa Bay, (10-15)

PAINTER'S PRO STATISTICS

Year	Rushing					Receiving				
	No.	Yds.	Avg.	Lg	TD	No.	Yds.	Avg.	Lg	TD
1988	17	42	2.5	13	0	1	1	1.0	1	0
1989	15	64	4.3	9	0	3	41	13.7	27	0
TOTALS	32	106	3.3	13	0	4	42	10.5	27	0

Kickoff Returns

Year	No.	Yds.	Avg.	Lg	TD
1988	17	347	20.4	32	0
1989	1	14	14.0	14	0
TOTAL	18	361	20.0	32	0



9



QUARTERBACK

RODNEY PEETE

Southern California Second Year

HT: 6-0 WT: 195

Born: 3-16-66

(D-6 in '89)

GAMES PLAYED/STARTED

(1989, 8/8)

PRO

Started slowly in '89 training camp but blossomed prior to the first pre-season game ... Showed extreme confidence, composure and cool under pressure ... Was tabbed as the starter at QB for the '89 season opener, but injured his knee in the final pre-season game at L.A. Rams ... Would have been the first rookie Lion to start the season at QB since Greg Landry in 1968 ... Connected on 103-of-195 passes for 1,479 yards, five touchdowns and nine interceptions ... Drafted on the sixth round (141st overall) of the '89 draft.

1989: Emerged as a respected team leader on offense ... Exhibited big-play ability and mobility in the eight games he started and played ... Scored four rushing TDs and was the team's third-leading rusher with 148 yards on 33 carries (4.5 avg.) ... Did not dress in the first two games due to a knee injury sustained in preseason ... Made his regular season debut vs. Pittsburgh (10-1) and responded with a 15-of-20 performance for 160 yards, including a 46-yard connection with Robert Clark, and one INT ... Removed from the game in the fourth quarter after aggravating the injured knee ... Did not play the following week at Minnesota (10-1) ... Led the Lions to their first win at Tampa (10-8) on a last-second game-winning (after PAT) five-yard run on fourth-and-goal ... Completed 17-of-31 for 268 yards, one TD and two INTs and gained 78 yards on 10 carries and one TD in a 17-16 victory over the Bucs, which earned him NFC Offensive Player of the Week honors ... It was the first come-from-behind win in the last minute since a 23-19 victory over host Cincinnati in 1977 ... Completed 19-of-36 for 240 yards and two INTs in a 20-7 loss vs. Minnesota (10-22) ... Rushed for 25 yards on eight carries, including the Lions' lone score, a two-yard plunge vs. the Vikes ... Hit on 14-of-28 passes for 201 yards, one TD and one INT in a 23-20 OT loss at Green Bay (10-29) ... Set up the game-tying PAT with a 14-yard TD dash with 3:59 remaining to play ... The game marked the first meeting of Peete and his father Willie Peete, an offensive coach with the Packers ... The following week at Houston (11-5), connected on 18-of-29 for 273 yards and one TD ... Engineered a nine-play, 83-yard drive which was the longest drive of the season ... Hooked-up with WR Richard Johnson on scoring strikes of 17 and eight yards which catapulted the Lions to a 31-22 victory vs. Green Bay (11-12) ... Also passed for 77 yards on seven-of-15 attempts against the Pack ... Re-injured his knee on a sack by NT Tim Krumrie just before the two-minute warning at Cincinnati (11-19) ... Before the injury, he hit on five-of-eight passes for 83 yards, including a season-long 69-yard completion to Clark on the game's third play ... Did not play vs. Cleveland (11-23) due to knee injury ... Returned to action vs. New Orleans (12-3) and was sidelined for the rest of the season when tackled by Saints' DE James Geathers ... Completed eight-of-18 passes vs. New Orleans for 177 yards ... Named to *Football Digest* All-Rookie Team.

COLLEGE and PERSONAL

A first-team All-America and All-Pac 10 selection as a senior, he concluded his career as the Trojans' all-time leader in pass attempts (1,081) and completions (630), and passing yardage (8,225) ... He also was an All-Pac 10 third baseman for the USC baseball squad in '88 after hitting .338 with 12 home runs and 46 RBIs ... In three years of baseball, he batted .297 with 18 HRs and 84 RBIs ... Selected by the Oakland Athletics in the 13th round of the 1989 college draft and by the Detroit Tigers in '90 ... Graduated with a degree in communications from USC ... Worked as a baseball color analyst on a California cable station during the '90 off-season ... Spent one season at Shawnee Mission (Kan.) High, where he earned All-America honors at QB, following three years at Sahuaro High in Tucson, Ariz ... He was named the Arizona High School Athlete of the Year as a junior ... A three-sport athlete in high school ... Works with Athletes and Entertainers for Kids ... Hobbies include golf, deep sea fishing and bike riding ... His favorite movie is "Fletch" and his favorite author is Stephen King ... Father is Green Bay assistant coach Willie Peete ... His brother Skip is a coach at the University of Pittsburgh, and his second cousin is pro golfer Calvin Peete ... Single ... Full name is Rodney Peete.

PEETE'S CAREER BEST

Most Attempts:	36 vs. Minnesota (10-22-89)
Most Completions:	19 vs. Minnesota (10-22-89)
Most Yards:	273 at Houston (11-5-89)
Most TD Passes:	2 vs. Green Bay (11-12-89)
Longest Pass:	69 at Houston (11-5-89)
Most Yards Rushing:	78 at Tampa Bay (10-8-89)
Longest Rush:	14, twice (last at Green Bay 10-29-89)

PEETE'S PRO STATISTICS

Year	PASSING							RUSHING				
	Att.	Comp.	Yds.	Pct.	TD	INT	Lg	No.	Yds.	Avg.	Lg	TD
1989	195	103	1,479	52.8	5	9	69	33	148	4.5	14	4

FONTES ON PEETE

"We really felt we found a gem in the '89 draft in Rodney Peete. He has the ability to scramble and is a young leader with a great deal of potential."

96



NOSE TACKLE

LAWRENCE PETE

Nebraska 2nd Year

HT: 6-0 WT: 286

Born: 1-18-66

(D-5 in '89)

GAMES PLAYED/STARTED

(1989, 16/0)

PRO and 1989

A strong, yet athletic performer, Pete gave the Lions added depth at nose tackle ... Can bench press more than 500 pounds ... Played in every game spelling Jerry Ball ... Drafted on the fifth round of the 1989 draft (115th overall) ... Registered six tackles and one sack for a loss of 10 yards ... Recorded his first NFL tackle vs. Pittsburgh (10-1) ... Tallied his first sack on a Vinny Testaverde takedown for a 10-yard loss vs. Tampa Bay (12-3) ... Contributed two solo tackles in the season finale at Atlanta (12-24).

COLLEGE and PERSONAL

A consensus first-team All-Big Eight member as a senior, Pete finished with 126 career tackles (76 solo) and 10 sacks ... Enjoyed his finest individual effort vs. Missouri his senior year with 10 tackles and two sacks ... A standout defensive lineman at Wichita South (Kan.) High ... Also won the Kansas Class 6A shot put title (57-0) as a senior. Majored in business at Nebraska ... Single ... Full name is Lawrence Pete.

PETE'S PRO STATISTICS

	Total	Tackles Solo	Assist	Sacks No./Yards
1989.....	6	6	0	1/10



24



RECEIVER

JASON PHILLIPS

Houston 2nd Year

HT: 5-7 WT: 166

Born: 10-11-66

(D-10 in '89)

GAMES PLAYED/STARTED

(1989, 16/6)

PRO and 1989

Started the '89 season slowly but finished strong ... A 10th-round draft choice in the '89 draft (253th overall) ... Finished third on the club in receiving with 30 for 352 yards (11.7 avg.) ... Started the final five games and six of the 16 games he played ... Garnered 21 receptions for 256 yards (12.1 avg.) in the final five contests ... Drew his first start vs. Pittsburgh (10-1) and caught one pass for three yards ... Continued his improvement in Week 11 at Cincinnati (11-19) with three receptions for 41 yards ... Made his second start of the season in place of an injured Keith McDonald vs. Cleveland (11-23) and responded with four catches for 42 yards ... Collected three fourth quarter receptions vs. New Orleans (12-3) and another three for 47 yards at Chicago (12-10) ... Phillips placed his name in the Lions' record book with 10 catches (the third most in a game shared by seven other players) for 115 yards, including a season-long 55-yard TD vs. Tampa Bay (12-17).

COLLEGE and PERSONAL

Reunited with former Cougar QB Andre Ware ... The two formed a deadly combination at Houston as Phillips was the nation's top receiver as a junior and senior with 108 receptions for 1,444 yards and 15 TDs in '88 and 99 receptions for 875 yards in '87 ... Despite playing at Houston only two seasons, owns Southwest Conference records in five categories: career receptions (207), single-season receptions (108), single-game receptions (16), single-season receptions yards (1,444) and single-season TD receptions (15) ... The first receiver in NCAA history to lead the the nation in receiving two consecutive years ... Earned consensus first-team All-America and All-SWC honors as a senior ... His best game was the '88 season opener vs. Louisiana Tech with 16 receptions for 224 yards and two TDs ... Majored in business at the University of Houston ... Began his collegiate career as a QB at Taft (Calif.) Junior College before being converted into a receiver as a sophomore ... An All-District 20-5A QB and All-Greater Houston selection at Sterling (Houston, Tex) HS ... Also lettered in track ... Single ... Full name is Jason Howell Phillips.

PHILLIPS' CAREER BESTS

Most Receptions:	10 vs. Tampa Bay (12-10-89)
Most Yards Receiving:	115 vs. Tampa Bay (12-10-89)
Longest Reception:	55t vs. Tampa Bay (12-10-89)

PHILLIPS' PRO STATISTICS

Year	No.	Yards	Avg.	TD	Long
1989.....	30	352	11.7	1	55t

73



TACKLE

HARVEY SALEM

California 8th Year

HT: 6-6 WT: 289

Born: 1-15-61

(Trade in '86)

GAMES PLAYED/STARTED

(1989, 10/8); (1988, 16/16); (1987, 11/11); (1986, 13/13); (1985, 14/13); (1984, 16/15); (1983, 16/16) **TOTAL (81/76)**

PRO

A versatile athlete who has played every position on the offensive line except center ... Pass protection is his forte ... Possibly the best athlete on the Lions' offensive line ... Selected on the second round (30th overall) in the 1983 draft by Houston ... Was named to the NFL All-Rookie team by the Pro Football Writers Association and *Pro Football Weekly* ... Traded to Detroit on Sept. 23, 1986 for a second-round pick.

1989: It was a season of playing through pain ... A shoulder injury sustained in training camp lingered throughout the season until he was placed on IR on Nov. 16 ... Salem played in only one pre-season game and received treatment weekly on his shoulder ... Was replaced in the starting lineup at right tackle in the season opener vs. Phoenix by Mike Utley ... Returned to the lineup the following week at New York (9-17) where he played well against the Giants' blitzes ... A difficult task, particularly for an offensive lineman, Salem practiced without pads weekly and performed on game day without missing a beat ... Relinquished the starting position to Eric Sanders in Week 10 vs. Green Bay (11-12).

1988: One of the Lions' most consistent linemen, Salem is an excellent pass blocker ... Along with tackle Lomas Brown, the duo ranked as two of the best in the NFL. **1987:** Started at left tackle in place of the injured Lomas Brown at the Raiders (9-20) ... Shifted to right guard at Denver (11-1) due to an injury to Keith Dorney ... The following week vs. Dallas (11-8) he moved to right tackle for yet another injured Lion (Rich Strenger) and shut out the Cowboys' red-hot Ed Jones ... The next week at Washington, he locked out the Redskins' Charles Mann. **1986:** Salem's acquisition paid immediate dividends as he became an instant starter at right guard at Cleveland (9-28) in Week Four ... The following week, he moved to left guard against his former Houston (10-5) teammates ... Remained at left guard the remainder of the season ... Salem became the ninth different player to start at LG since the first game of 1984. **1985:** Started 13 of the 14 games he played with Houston ... Missed the first two games of the season vs. Miami (9-8) and Washington (9-15) with a sprained knee ... The missed games shattered a streak of 32 consecutive games played. **1984:** With the move to right from left tackle, Salem put on 20 pounds in anticipation of facing the league's best pass rushers ... Started in 15-of-16 games ... Did not start vs. the Bengals (10-7) but did play ... Has improved his run blocking techniques. **1983:** Worked at left tackle during training camp, but won the starting position at right tackle ... Started in all 16 games and was recognized as a top rookie by *Pro Football Weekly* and the Pro Football Writers Association.

COLLEGE and PERSONAL

Named to several All-America teams in his final two seasons ... Also named first-team All-America by *The Sporting News* his senior year at Cal-Berkeley (1982) ... An excellent student, he was also

named an Academic All-America as a junior and senior ... Earned a degree in psychology with a 3.5 GPA ... The two-time All-Pac Ten first-team member also earned All-Academic honors in the conference for three consecutive seasons ... Salem, a member of the Strength All-America team as a senior, also threw the shot put on the Cal track team ... Travelled to China along with seven other NFLPA members to conduct football clinics in the country — it occurred during the time of the student uprisings ... Salem donates \$500 to a charity for each Lions' win ... A native and resident of Berkeley, his full name is Harvey M. Salem.



S-BACK

20

BARRY SANDERS

Oklahoma State 2nd Year

HT: 5-8 WT: 203

Born: 7-16-68

(D-1 in '89)

GAMES PLAYED/STARTED

(1989, 15/13)

PRO

A threat to score every time he touched the ball, Sanders rewrote the Lions' rushing record book in his rookie campaign enroute to 1989 Pro Bowl starter status ... His 1,470 yards eclipsed the club's single-season rushing mark and the rookie mark previously held by Billy Sims ... His 14 rushing TDs established a new Detroit high-water mark ... Led the NFC in rushing and finished just 10 yards shy of the Chiefs' Christian Okoye, the NFL leader, although he had 90 fewer carries ... Led all NFC running backs with 50 or more carries with a 5.3 yard average ... The consensus Rookie of the Year ... The third overall selection in the 1989 draft.

1989: Outstanding season culminated with a trip to the Pro Bowl ... As a starter, he led all NFC Pro Bowl rushers with 41 yards on 13 carries ... Also caught three passes for 23 yards ... For the season, he totalled 1,470 yards on 280 carries (5.3 avg.) and 14 TDs although he missed nine quarters and parts of four others ... Collected 24 receptions for 282 yards (11.8 avg.) and returned five kickoffs for 118 yards (23.6 avg.) ... Signed a contract on Sept. 8th ... Two days later in the season opener vs. Phoenix (9-10), Sanders electrified the Silverdome with his third quarter entrance on a 18-yard dash on his first NFL carry ... Running a variation of one play, he finished the day with 71 yards and one TD on nine carries (7.9 avg.) ... The following week at Giants Stadium, Sanders gained 57 yards on 12 carries and one TD vs. New York (9-17) ... He also exploded for a season-high 96 yards on six receptions ... Cracked the 100-yard barrier for the first time vs. Chicago (9-24) with a 126-yard, one TD-performance in just over two quarters of play (108 yards on 14 carries in the first half) ... It was the first time a Lion rushed for 100 yards since Garry James ripped Green Bay (10-12-86) for 140 yards ... Left the Chicago game in the third quarter with a hip-pointer ... Severely hampered by the hip pointer, rushed for only one yard on five carries vs. Pittsburgh (10-1) and left the contest in the second quarter ... Although not 100% (from hip pointer), he bounced back with 99 yards rushing on 23 carries at Minnesota (10-8) ... His performance prompted the Vikings' coaching staff to ask officials to inspect Sanders' jersey to determine if it was slickened with silicon spray ... De-activated

continued

Sanders continued

the following week at Tampa (10-15) due to the lingering hip-pointer ... In the return bout with Minnesota (10-22), the Vikings assigned two players to "shadow" Sanders as he rushed for 59 yards on 15 carries ... Made his debut as a kickoff returner vs. the Vikings and returned his first kickoff 45 yards, but was nullified due to a penalty ... Dazzled the Packers in Milwaukee (10-29) with 184 yards on 30 carries (123 yards on 19 carries in the first half) and also returned two kickoffs for 41 yards ... Despite a stacked defensive line at Houston (11-5), gained 91 yards and two TDs on 19 carries ... Scored the game-deciding TD vs. Green Bay (11-12) in a 41-yard all-Barry Sanders drive, including a one-hand 20-yard reception ... Finished the day with 69 yards on 16 carries vs. the Packers ... Was one of the few bright spots in a 42-7 loss at Cincinnati (11-19) with 114 yards and one TD on 18 carries ... Shattered the 1,000-yard barrier with a 145-yard performance on 28 carries on Turkey Day (11-23) in a 13-10 victory over Cleveland (11-23) ... Gained 43 yards in a third quarter drive which set up an Eddie Murray 35-yard field goal which proved to be the margin of difference vs. the Browns ... Became the first Lion to reach 1,000 yards since Sims in '83 ... Limited to 72 yards on 20 carries vs. New Orleans (12-3), including a three-yard run in which he shook off three defenders and bulled into the end zone ... Propelled Detroit to a 27-17 victory at Chicago (12-10) with 120 yards and two TDs on 26 carries and three receptions for 39 yards ... Returned two kickoffs for 59 yards, including a long of 43 yards where he was pushed out of bounds by Bear kicker Kevin Butler to save a potential TD return ... Broke Billy Sims' rookie rushing record of 1,303 yards with 104 yards and one TD on 21 carries vs. Tampa Bay (12-17) ... Reeled off 158 yards on 20 carries to eclipse Sims' single-season rushing mark ... Scored on runs of 25, 17 and 18 yards which gave him a club-high 14 TDs to surpass Sims' previous single-season mark of 13 ... Earned numerous All-Star honors at the conclusion of the season: Associated Press All-Pro team, *College and Pro Football Newsweekly* NFL All-Pro team, Pro Football Writers Association All-Pro team, *Football Digest* All-Pro team, *The Sporting News* All-Pro team, *Pro Football Weekly* All-NFL, *Pro Football Weekly* Offensive Rookie of the Year, AP Offensive Rookie of the Year, *Sports Illustrated's* "Z" team Rookie of the Year, United Press International NFC Rookie of the Year, *The Sporting News* Rookie of the Year, NFL Films Rookie of the Year, *College and Pro Football Newsweekly* Offensive Rookie of the Year, PFWA Rookie of the Year, *Football Digest* Offensive Rookie of the Year, *Football News* All-NFC team, UPI All-NFC team, Lions' Offensive MVP and the Lions' Quarterback Club Offensive MVP.

COLLEGE and PERSONAL

The winner of the Heisman Trophy his junior and final season at Oklahoma State, Sanders owns 13 NCAA season records ... He owns the Cowboys' school record for TDs with 56 ... Oklahoma State's third all-time leading rusher with 3,797 ... He lettered twice in football and basketball at North (Wichita) HS ... Donated \$200,000 to Paradise Baptist Church in Wichita ... Single ... Lives in Rochester, MI ... His full name is Barry Sanders.

SANDERS' CAREER BESTS

Rushing Attempts:	30 at Green Bay (10-29-89)
Most Yards Rushing:	184 at Green Bay (10-29-89)
Longest Run:	34 vs. Tampa Bay (12-10-89)
Most Rushing TDs:	3 at Atlanta (12-24-89)
Most Receptions:	6 at NY Giants (9-17-89)
Most Receiving Yards:	96 at NY Giants (9-17-89)
Longest Reception:	46 vs. Cleveland (11-23-89)

SANDERS PRO STATISTICS

Year	No.	Yds.	Avg.	Long	TD	No.	Yds.	Avg.	Lg.
1989	280	1,470	5.3	34	14	5	118	23.6	43

Receiving

Year	No.	Yds.	Avg.	Long	TD
1989	24	282	11.8	46	0

RUSHING GAME BY GAME

Date	Team	Score	Att.	Yds.	Avg.	Long	TD
9-10	Phoe	16-13 L	9	71	7.9	26	1
9-17	NYG	24-14 L	12	57	4.8	14	1
9-24	Chi	47-27 L	18	126	7.0	28	1
10- 1	Pitt	23- 3 L	5	1	0.2	4	0
10- 8	Minn	24-17 L	23	99	4.3	18	0
10-15	TB	17-16 W			Did Not Play		
10-22	Minn	20- 7 W	15	59	3.9	21	0
10-29	GB	23-20 L(OT)	30	184	6.1	31	0
11- 5	Hou	35-31 L	19	91	4.8	17	2
11-12	GB	31-22 W	16	69	4.3	15	1
11-19	Cinn	41- 7 L	18	114	6.3	29	1
11-23	Cle	13-10 W	28	145	5.2	23	0
12- 3	N.O.	21-14 W	20	72	3.6	27	1
12-10	Chi	27-17 W	26	120	4.6	30	2
12-17	TB	33- 7 W	21	104	5.0	34	1
12-24	Atl	31-24 W	20	158	7.9	25	3

THE NFL TOP NINE ALL-TIME RUSHERS' ROOKIE TOTALS

	ROOKIE YEAR	YARDS	GAMES	ATT	AVG	ALL-TIME NFL RANK
1. #Eric Dickerson	(1983)	1,808	16	390	4.6	7th
2. Ottis Anderson	(1979)	1,805	16	331	4.8	9th
3. BARRY SANDERS	(1989)	1,470	15	280	5.3	—
4. #Earl Campbell	(1978)	1,405	15	302	4.8	8th
5. Franco Harris	(1972)	1,055	14	188	5.6	4th
6. Tony Dorsett	(1977)	1,007	14	208	4.8	2nd
7. Jim Brown	(1957)	942	12	202	4.7	3rd
8. John Riggins	(1971)	769	14	180	4.3	5th
9. O.J. Simpson	(1969)	697	14	181	3.9	6th
10. Walter Payton	(1975)	679	13	196	3.5	1st

(# Dickerson and Campbell led the NFL in rushing as rookies.)

64



GUARD-TACKLE

ERIC SANDERS

Nevada-Reno 10th Year

HT: 6-7 WT: 286

Born: 10-22-58

(Waivers in '86)

GAMES PLAYED/STARTED

(1989, 16/7); (1988, 16/0); (1987, 12/0); (1986, 11/3); (1985, 16/7); (1984, 10/2); (1983, 16/0); (1982, 9/0); (1981, 16/6) **TOTAL (122/25)**

PRO

A veteran of 10 seasons, Sanders is an expert at reacting to the many defensive looks ... Although he is the team's long-snapper, he has never played center ... An outstanding pass protector ... As a finesse blocker, he and the Silver Stretch blocking scheme is a perfect marriage ... Is expected to challenge for a starting position in 1990 ... Drafted on the fifth round by the Falcons (136th overall) in the 1981 draft ... Claimed on waivers by Detroit on Nov. 28, 1986.

1989: The Lions' offense solidified with Sanders in the starting unit the final seven games ... He made his debut in the starting lineup at right tackle vs. Green Bay (11-12) with an injury to Harvey Salem ... Detroit proceeded to win six of its next seven games ... Relieved Salem in both Minnesota games and played well against Al Noga ... Performed well with other members of the offensive line, particularly with RG Ken Dallafior ... Served as the long-snapper in every game. **1988:** The tallest among the Lions' offensive linemen, Sanders gives Detroit great versatility ... With the ability to play both guard and tackle positions, he is always available in emergency situations ... In addition to his duties as Lomas Brown's backup at left tackle and the team's long snapper on punts, Sanders gained a great deal of playing time at left guard ... Played in every game ... Contributed one tackle on special teams. **1987:** Saw action in 12 games ... Stepped in for Lomas Brown at left tackle in the second quarter in the season opener at Minnesota (9-13) when Brown suffered an injury ... He was again summoned at Washington (11-15) and Tampa Bay (11-24) when Brown was injured. **1986:** Acquired from Atlanta on Nov. 18th via the waiver wire ... Handled the long-snapping duties in the Lions' final three games ... Filled in at tackle at Pittsburgh (12-7) ... Started three games for the Falcons before he injured his back and was placed on IR. **1985:** Started in seven of the 16 games he played at either left guard, left tackle or right tackle ... His first start of the season was for injured John Scully at left guard vs. Philadelphia in Week 10 ... The following week he replaced Bret Miller at right tackle ... Moved to left tackle the next week after a knee injury to Mike Kenn. **1984:** Slowed by a knee strain which caused him to miss training camp ... Bounced back to play the first 10 games before re-injuring the knee at Washington ... Started at left tackle in place of the injured Mike Keen vs. Detroit and Minnesota ... Did not have a holding penalty called on him. **1983:** Played in all 16 games in a reserve role and as the team's long-snapper ... His flawless snaps led to kicker Mick Luckhurst's success ... Was not assessed a holding penalty. **1982:** Played in nine games primarily on special teams ... Recovered a muffed punt vs. the Rams (11-21) on the six-yard line which led to a Falcons TD ... Played extensively vs. New Orleans (12-12) with Warren Bryant experiencing back spasms ... Was perfect with his long-snapping chores. **1981:** He was thrown into action when starter Warren Bryant was injured in Week Three ... Sanders started the next six games and played in 52% of the offensive plays ... Served as the club's long-snapper.

COLLEGE and PERSONAL

Because of a heavy academic load, Sanders did not play football until his junior year at Nevada-Reno ... A pre-med student, his college major was nutrition ... Prepped at Wooster (Reno, Nev.) HS where he was also a member of the school's snow skiing team ... Was a teammate with Lions' assistant coach June Jones with the Falcons in 1981 ... Nailed a shot from halfcourt during a celebrity shoot-out at a 1989 Atlanta Hawks game ... He and his wife, Irene, live in Alpharetta, Ga. ... They have a newborn son, Brock ... His full name is Eric Downer Sanders.

54



INSIDE LINEBACKER

CHRIS SPIELMAN

Ohio State 3rd Year

HT: 6-0 WT: 247

Born: 10-11-65

(D-2a in '88)

GAMES PLAYED/STARTED

(1989, 16/16); (1988, 16/16) TOTAL (32/32)

PRO

One of the most dedicated players in the game today ... Desire, determination and commitment best describe his work ethic ... An emotionally intense player whose ascent to the 1989 Pro Bowl as a starter dispelled any questions regarding his ability ... Led the team in tackles for the second consecutive season ... Has 278 career total tackles ... Also has 4½ sacks and three fumble recoveries ... A second-round draft choice in 1988 (29th overall).

1989: Although he missed virtually the entire pre-season with an ankle injury, he led the club in tackles for the second straight season ... Registered 125 total tackles (89 solos) ... Recorded a 10-tackle game on four different occasions ... Improved his pass rushing ability ... Recorded his first career sack vs. Pittsburgh (10-1) ... Totalled 4½ sacks for -30 yards for the season ... Tallied 10 solo tackles and three assists vs. Pittsburgh ... Recorded a season-high 14 tackles at Tampa (10-15) and was nominated as NFC Defensive Player-of-the-Week ... Set the defensive tone with a vicious hit on Minnesota WR Anthony Carter forcing his helmet 33 yards downfield (10-22) ... Recorded 11 tackles and one forced fumble vs. the Vikings ... In that game, Spielman sustained a gash over his eye, which would later require five stitches to close, but would not remove himself from the contest ... Despite limited playing time at Houston due its four WR set, he recorded nine tackles and also recovered a Drew Hill fumble and rumbled 19 yards to set up a TD ... Scooped up a Michael Haddix fumble the following week vs. Green Bay (11-12) and scampered 12 yards to set up the game-winning TD in a 31-20 victory ... He also contributed 10 tackles vs. the Packers ... Was named to *Football News'* All-NFC Team, the 1989 All-Madden Team and to United Press International's NFC All-Star (second) Team. **1988:** Displayed exceptional ability to get to the ball, Spielman set team defensive tackles record in his rookie season by registering 153 tackles (118 unassisted) to break the mark of 148 held by Ken Fantetti in 1981 ... In addition to recording 10-or-more tackles on six occasions, he had a season-high 16 against Minnesota (11-6) ... Earned numerous post-season honors, including *USA Today's* NFC Defensive Rookie

continued

Spielman continued

of the Year award, NFL Defensive Rookie of the Year honors from *College and Pro Football Newsweekly*, NFL All-Rookie honors (UPI and C&PFW), and a spot on the 1988 All-Madden Team category of "Just Guys" — players who simply deserve to be on the team, regardless of position ... He also finished second in balloting for the Associated Press' NFL Defensive Rookie of the Year award behind Jets' CB Erik McMillan.

COLLEGE and PERSONAL

Concluded his playing career with the Buckeyes as the school's third all-time leading tackler with 546, and capped a fine senior season by winning the Lombardi Award ... A two-time All-America and three-time All-Big Ten selection, Spielman led OSU in tackles in his final two seasons with 205 as a junior and 156 as a senior ... Received a bachelor's degree in education ... The high school All-America at Washington (Massillon, Ohio) High was selected the top high school linebacker in the nation by Parade Magazine and was featured on the cover of Wheaties ... He and Lions' CB William White were teammates at OSU ... His brother Rick works with the Lion's scouting department ... Active with Pro Challenge, a group which speaks to high school students on an anti-drug theme ... Hobbies include playing Nintendo, weightlifting and reading ... Jack Nicholson is his favorite actor and "Rocky" his favorite movie ... Meat & potatoes is his favorite meal, along with Gatorade ... Spielman and his wife Stefanie celebrated their first anniversary on June 24 ... His full name is Charles Christopher Spielman.

SPIELMAN'S CAREER BESTS

Most Tackles: 16 at Minnesota, (11-6-88)

Year	Total	Tackles		Sacks	Passes	Fumbles
		Solo	Asst.	No./Yards	Defensed	Rec./For.
1988	153	118	35	0 / 0	7	1/1
1989	125	89	36	4½/30	1	2/1
TOTAL	278	207	71	4½/30	8	3/2



21



CORNERBACK

TERRY TAYLOR

Southern Illinois 7th Year

HT: 5-10 WT: 191

Born: 7-18-61

(Trade in '89)

GAMES PLAYED/STARTED

(1989, 15/15); (1988, 14/8); (1987, 12/12); (1986, 16/15); (1985, 16/16); (1984, 16/1) TOTAL (89/67)

PRO

A steady player at the left corner, who has shown the knack for making the big play ... Has 299 career tackles and 16 INTs, including two for TDs ... Drafted on the first round (22nd overall) by Seattle in 1984 ... Traded to Detroit in '89 in exchange for running back James Jones.

1989: Finished seventh among Lion defenders with 57 tackles (45 solo) ... Also contributed six pass defenses, one interception, one fumble recovery and a forced fumble ... Started 15 games at the left corner ... Registered four or more tackles in 10 games ... Recorded six tackles vs. Pittsburgh (10-1), Green Bay (11-12), Tampa Bay (12-17) and at Houston (11-5) ... Tallied five-tackle games back-to-back at N.Y. Giants (9-17) and vs. Chicago (9-24) ... Contributed three solo tackles in the season-opener vs. Phoenix (9-10) and Cleveland (11-23) ... Recorded his first INT as a Lion vs. the Bucs (12-17) ... Played only the first quarter at Chicago (12-10) due to a severe hamstring pull ... Did not play at Atlanta (12-24) due to a stomach virus. **1988:** Finished second among Seahawk defenders with a career-high five INTs ... Had two thefts at Kansas City (11-20), including a 27-yard TD return ... Other INTs occurred vs. San Francisco (9-25), New Orleans (10-16) and at L.A. Raiders (12-18) ... Posted 41 tackles as a starter in eight of 14 games played ... Netted a career-high 10 tackles vs. Buffalo (11-6). **1987:** Started 12 games and collected 42 tackles ... Picked off his only pass vs. San Diego (11-22) ... Accounted for a season-high nine tackles at N.Y. Jets (11-9) ... Sprained an ankle at Kansas City (12-27) which sidelined him in the AFC Wild Card game at Houston. **1986:** Credited with 55 tackles and two INTs ... Netted a season-high nine tackles vs. the Jets (11-2) and contributed six stops and a forced fumble at New England (9-21). **1985:** Displayed the penchant for making big plays in his first year as a starter ... Picked off four passes, including a 75-yard TD return vs. the Raiders (11-3) ... Also blocked a field goal attempt, which was returned 56 yards by Byron Walker for a TD in the 33-3 win over the Raiders ... Selected as AFC Defensive Player of the Week for his effort ... Scored on a 15-yard blocked punt vs. Denver (12-20) ... Tallied 72 tackles, second among Seahawk defensive backs ... Registered nine tackles vs. the Rams (9-23) and eight against Atlanta 10-13) and New England (11-17). **1984:** Played in every game and drew his first NFL start vs. Detroit (12-2) ... Had three thefts, including two vs. the Chiefs (11-4) ... Intercepted his first NFL pass at Green Bay (10-21) off QB Lynn Dickey ... Contributed 32 tackles, most among Seahawk first-year players.

COLLEGE and PERSONAL

Selected as first team Division IAA All-America at Southern Illinois ... Set a school record with 20 career INTs ... First-team All-Missouri Valley Conference as a junior and senior ... MVC indoor and outdoor long jump champion ... Best jump measured 25-7½ feet ... Majored in physical education ... Lettered in football, basketball and track at Rayen (Youngstown, Oh.) HS ... His high school jersey number was retired in '86 ... He and his wife, Michelle, have a daughter Tesha, and a son, Terry Jr.

continued

TAYLOR'S CAREER BEST

Most Tackles:	*10 vs. Buffalo (11-6-88)
Most INTs:	*2, twice (last at Kansas City 11-20-88)
Longest INT return:	*75t vs. L.A. Raiders (11-3-85) (* with Seattle)

TAYLOR'S PRO STATISTICS

Year	Tackles	Interceptions	Fumbles
	Total	No./Yards	Rec./For.
1984 (Sea.)	32	3/ 63	0/0
1985 (Sea.)	72	4/ 75 (1 TD)	0/1
1986 (Sea.)	55	2/ 0	0/1
1987 (Sea.)	42	1/ 11	0/0
1988 (Sea.)	41	5/ 55 (1 TD)	0/0
1989 (Det.)	57	1/ 0	1/1
TOTAL	299	16/204	1/3

60

**GUARD-TACKLE****MIKE UTLEY**

Washington State 2nd Year

HT: 6-6 WT: 288

Born: 12-20-65

(D-3 '89)

GAMES PLAYED/STARTED

(1989, 5/5)

PRO and 1989

Perhaps the biggest surprise of the '89 training camp ... Drafted on the third round (59th overall) of the '89 draft, Utley emerged as possibly the most consistent lineman in preseason ... Has excellent feet and uses arms well ... Has disposition and temperment of a defensive lineman ... Played and started in five games ... Made his first NFL start at right tackle vs. Phoenix (9-10) in place of injured Harvey Salem ... Started at right guard the following week at New York Giants (9-17) where he started until sustaining a season-ending knee injury at Minnesota (10-22) ... Will challenge for a starting position in '90.

COLLEGE and PERSONAL

Played in a run 'n shoot-type offense at Washington State ... A consensus first team All-America and All-Pac 10 selection in '88, he was the Cougars' MVP ... Washington State ranked 11th in the nation his senior season with an average of 258 passing yards and 495 total yards ... A general studies major at Washington State ... Prepped at Kennedy (Seattle, Wash.) HS and co-captained both the football and basketball teams ... Single ... Full name is Michael Gerald Utley.

28



DEFENSIVE BACK

HERB WELCH

UCLA 5th Year
Ht: 5-11 Wt: 180
Born 1-12-61
(FA '90)

GAMES PLAYED/STARTED

(1989, 9/0); (1987, 12/2); (1986, 16/2); (1985, 16/0) **TOTAL (53/4)**

PRO

The flexibility to play both cornerback as well as safety, prompted the Lions to sign Welch as their sixth 1990 Plan B free agent signee ... Has 93 career tackles and vast post-season experience ... Started for the Giants in the 1986 Super Bowl vs. Denver ... Originally a 12th round draft choice (326th overall) by New York in the 1985 draft.

1989: Played primarily on special teams as a mid-season signee by the Redskins ... Registered 13 tackles on punt and kickoff coverage teams. **1988:** Suffered a major knee injury on the first day of the Giants' training camp and was lost for the season. **1987:** Started the first two games at right cornerback with an injury to Perry Williams ... Returned to a nickel back with Williams' return ... A participant in all 12 of the non-strike games, he finished the season with 21 tackles. **1986:** Played in every game, starting the final two games and all of the post-season games when free safety Terry Kinard injured his knee ... Recorded 37 total tackles in a season which featured two interceptions and a fumble recovery in the two match ups with the Redskins ... Contributed 11 tackles in the playoffs and in the Super Bowl vs. the Broncos ... Picked off a pass in 49-3 romp vs. San Francisco in the playoffs. **1985:** Appearing in every game as a reserve safety with the Giants, Welch registered 22 total tackles in his rookie campaign ... Recorded a season-high seven tackles vs. Pittsburgh ... Picked off passes vs. the Redskins and the Cardinals ... Contributed three tackles during post-season play.

COLLEGE and PERSONAL

Played both safety and cornerback at UCLA for two seasons ... Started in two Rose Bowl games ... Earned a B.A. in history ... Began his collegiate career at Cerritos Junior College ... He once returned four punts for touchdowns and a kickoff for another TD in one season at Cerritos JC ... Lettered in football and track at Warren (Dowey, Calif.) HS ... His father, Herb Sr., played baseball for the Chicago White Sox.

WELCH'S PRO STATISTICS

	Total Tackles	Interceptions No./Yards
1985 (NYG)	22	2/ 8
1986 (NYG)	37	2/22
1987 (NYG)	21	2/ 7
1988 (NYG)	— Injured Reserve —	
1989 (Wash.)	13	0/ 0
TOTAL	93	6/37

35**SAFETY****WILLIAM WHITE****Ohio State 3rd Year****HT: 5-10 WT: 191****Born: 2-19-66****(D-4 in '88)****PRO**

Has blossomed with extended playing time ... One of the surest tacklers among Lion defenders ... Can play the corner or either safety position ... An intelligent player with good instincts ... Has 97 career tackles, five passes defended and two forced fumbles ... Selected on the fourth round in the 1988 draft (85th overall).

1989: Emerged from a heated pre-season battle as the starting free safety ... Was the fourth-leading tackler with 81 total tackles (64 unassisted), four passes defended, two forced fumbles, one interception and one sack ... In the season opener vs. Phoenix (9-10), he picked off a Gary Hogeboom pass and contributed four tackles in his first NFL start ... The following week at New York (9-17), he produced eight tackles against the Giants ... Sustained a broken thumb in the first quarter vs. Chicago (9-24), but remained in the game until the final stanza ... Collected three tackles, two assists and one pass defended against the Bears ... Did not play vs. Pittsburgh (10-1), but returned the following week to the starting lineup and registered six tackles at Minnesota (10-8) ... Scored on a 20-yard Mike Rozier fumble return at Houston (11-5) on the first play of the second half ... White also accounted for five total tackles ... Flip-flopped with Bennie Blades and became the starter at strong safety vs. Grey Bay (11-12) and responded with his best game as a professional with five solo tackles, five assists, one sack and one forced fumble in a 31-22 Lions' victory. **1988:** Primarily a special teams player, White appeared in every contest and registered 16 tackles ... He also recovered his first NFL fumble ... He had a season-high three tackles at San Francisco (10-2).

COLLEGE and PERSONAL

White registered 178 career tackles at Ohio State ... The first-team All-Big Ten selection also grabbed 16 interceptions and scored two TDs over his four years with the Buckeyes ... Attended school at OSU during the off-season to fulfill metallurgical engineering degree requirements ... A two-way player at Lima (Ohio) High, White ran for 1,444 yards and 12 TDs as a senior and caught two TD passes ... Participated in Pro Challenge, an assembly program that carried an anti-substance abuse message ... His favorite author is the Apostle Paul ... Danny DeVito is his favorite actor and Stevie Wonder his favorite singer ... His favorite hobby is spending time with his wife Yvette ... His full name is William Eugene White.

WHITE'S CAREER BESTS

Most Tackles: 10 vs. Green Bay (11-12-89)

WHITE'S PRO STATISTICS

Year	Tackles			Sacks	Ints.	Fumbles	Passes
	Tot.	Solo	Asst.	No./Yds.	No./Yds.	Rec./For.	Def.
1988	16	15	1	0/0	0/0	1/0	1
1989	81	64	17	1/4	1/0	0/2	4
TOTAL	97	79	18	1/4	1/0	1/2	5

40



RECEIVER/S-BACK

ERIC WILKERSON

Kent State 2nd Year
 Ht: 5-9 Wt: 185
 Born 12-19-66
 (FA '90)

GAMES PLAYED/STARTED

(1989, 1/0)

PRO

A tough competitor with all-around skills, the Lions' fourth Plan B signee, a former running back, is slated as a slot receiver ... He will also see spot duty at S-back ... Originally signed as a free agent by Pittsburgh in 1989 after a record-shattering collegiate career.

1989: A member of the Pittsburgh developmental squad for most of the season ... Appeared in the final regular-season game as well as two post-season games at Houston and Denver as a member of the special teams unit.

COLLEGE and PERSONAL

Kent State's all-time leading rusher and the MAC's 4th all-time leading rusher with 3,830 yards ... Owns the MAC's all-purpose mark with 5,974 as a four-year starter ... Ranked fourth in the nation his senior season with 1,900 all-purpose yards ... Scored 15 TDs as a senior ... Prepped at Central Catholic (Cleveland, OH) HS ... Also lettered in track and ran the 100-yard dash in 10.8 seconds ... Single ... Full name is Eric LaShawn Wilkerson.

ACTIVE LIST AMONG ALL-TIME SCORERS

	Name	Team	Years	Points
1.	Pat Leahy	Jets	16	1,261
2.	Chris Bahr	Chargers	14	1,213
3.	Nick Lowery	Chiefs	10	1,013
4.	Jim Breech	Bengals	11	970
5.	EDDIE MURRAY	LIONS	10	943

4



RECEIVER

BYRON WILLIAMS

Texas-Arlington 4th Year

Ht: 6-2 Wt: 185

Born/10-31-60

(FA '90)

GAMES PLAYED

(1983, 5); (1984, 16); (1985, 16) TOTAL (37)

PRO

A legitimate home run threat, Williams has the ability to score deep on any given play ... Originally selected by Green Bay in the 10th round of the 1983 draft, (253rd overall) ... However, he was released and signed by the Giants as a free agent in '83. He played in New York through the '85 season ... Williams has 59 career receptions for 1,097 yard (18.6 avg.) ... Signed as a free agent by the CFL's British Columbia Lions in '87 where he played until he was released and signed by Ottawa in '89 ... Totaled 76 receptions for 1,347 (17.7 avg.) during his three-year CFL stint.

PERSONAL AND COLLEGE

A three-year starter at Texas Arlington, Williams also doubled as a return specialist ... Born in Texarkana (TX), he was an All-State selection at Liberty-Eylau HS ... He also lettered in basketball and track ... Nickname is "Hitman" due to his likeness to boxer Thomas Hearns ... His favorite author is Tom Clancy ... His favorite beverage is Dr. Pepper.

WILLIAMS PRO STATISTICS

Year	Rec.	Yds.	Avg	TD
1983 (NYG)	20	346	17.3	1
1984 (NYG)	24	471	19.6	2
1985 (NYG)	15	280	18.7	0
TOTAL	59	1,097	18.6	3



76



DEFENSIVE END

ERIC WILLIAMS

Washington State 7th Year

HT: 6-4 WT: 286

Born: 2-24-62

(D-3a in '84)

GAMES PLAYED/STARTED

(1989, 16/16); (1988, 16/16); (1987, 11/11); (1986, 16/16); (1985, 12/12); (1984, 12/1) TOTAL (83/72)

PRO

A solid veteran performer on the defensive line, who is particularly tough against the run ... Has evolved from defensive end to nose tackle back to defensive end ... He has 262 career tackles (216 unassisted), 24 sacks, two fumble recoveries and one interception ... Selected as a third-round draft choice in the 1984 draft (62nd overall).

1989: Proved to be one of the stalwarts of the defensive front finishing eighth on the team in tackles ... Registered 50 tackles (42 unassisted) and six sacks as he started in each game ... He was the third-leading sacker among defenders ... Did not make a tackle in the season opener vs. Phoenix (9-10), but came back strong with six solo stops at New York (9-17) against the Giants ... Tallied a career-high three sacks vs. Pittsburgh (10-1) along with five solo tackles and an assist ... Accounted for three solos, one assist, one forced fumble and one sack in a Lions' 31-22 victory vs. Green Bay (11-12) ... After being shutout vs. Cleveland (11-23), Williams bounced back and recorded a season-high seven tackles and one sack vs. the Saints (12-3). **1988:** One of the Lions' mainstays along the defensive line, Williams had a solid year finishing ninth on the team in tackles with 43 (34 solos) ... That total was the highest among the team's linemen ... Also equalled his career-high total of sacks with 6½ to place second on the squad in that category ... Had a season-high six tackles on two occasions, with back-to-back games at Minnesota (11-6) and vs. Tampa Bay (11-13) ... Sacked QB Bill Kenney twice in the Lions' 7-6 win over Kansas City (10-23). **1987:** Returned to left DE position after having played NT in 1986 and led Detroit's defensive linemen with 38 tackles and two sacks for minus 16 yards ... Started in all 11 games he played in ... Sustained a hip injury vs. Green Bay (10-25), but still managed four solo tackles ... De-activated for the following game at Denver ... Recorded three solo tackles, knocked down a pass and forced a key fourth quarter fumble at Washington (11-15) ... The following week, he registered a takedown on Chicago QB Jim McMahon to go along with five tackles ... Vs. Kansas City, (11-26) Williams had a season-high five solo tackles ... Sacked Vinny Testaverde for a 10-yard loss and also accounted for four solo tackles at Tampa (12-13). **1986:** Played his first full year as a starter at NT and responded with a career-high 62 tackles (52 solo) to lead Lions' linemen ... In addition, he had three sacks, one interception, one fumble recovery and one blocked field goal ... Was twice nominated for the NFC Defensive Player of the Week for a game-high 10 tackles vs. the Rams (10-19) and also for blasting Philadelphia (11-26) with 10 tackles, two batted passes and one blocked field goal attempt. **1985:** Split time at both DE and NT ... Started nine of the first 10 games at DE, missing the contest at Indianapolis (9-22) with an ankle sprain ... Racked up 60 tackles and 6.5 sacks in 12 games before suffering a season-ending neck injury. **1984:** Played sparingly in the eight games he participated in but drew a starting assignment at defensive tackle with an injury to Curtis Green ... Concluded the season with nine tackles.

continued

COLLEGE and PERSONAL

An All-America defensive lineman at Washington State in '83 ... Was also a first-team All-Pac 10 and All-West Coast selection as a senior ('83) and played in the Senior Bowl game ... Earned a bachelor's degree in agricultural economics at Washington State ... Williams is the son of former Lions' draft pick Roy Williams (D-2 '63), who was released by Detroit and then played with the 49ers from 1958-64 ... Rushed for over 200 yards (at fullback) in his final high school game at Stockton's St. Mary High ... Hosts a cable television show called "The Gridiron Gourmet" ... His full name is Eric Michael Williams.

WILLIAMS' CAREER BESTS

Most Tackles:	11, three times (last at Philadelphia, 11-16-86)
Most Sacks:	3 vs. Pittsburgh (10-1-89)
Most Interceptions:	1 vs. Dallas, (9-14-86)

WILLIAMS' PRO STATISTICS

Year	Total	Tackles		Sacks		Ints.	Fumbles
		Solo	Asst.	No./Yds	No./Yards	Rec.	
1984	9	7	2	0 / 0	0/0	0	
1985	60	51	9	6½ / 53	0/0	1	
1986	62	52	10	3 / 23	1/2	1	
1987	38	30	8	2 / 16	0/0	0	
1988	43	34	9	6½ / 51	0/0	0	
1989	50	42	8	6 / 49	0/0	0	
TOTAL	262	216	46	24 / 192	1/2	2	



59



OUTSIDE LINEBACKER

JIMMY WILLIAMS

Nebraska 9th Year

HT: 6-3 WT: 225

Born: 11-15-60

(D-1 in '82)

GAMES PLAYED/STARTED

(1989, 16/16); (1988, 5/5); (1987, 12/12); (1986, 10/10); (1985, 16/16); (1984, 16/16); (1983, 16/16); (1982, 6/0) **TOTAL** (97/91)

PRO

An intense player who has good all-around skills ... A superior pass defender who also has soft hands ... Has been one of the iron men on the Lions' defense during the '80s ... Has amassed 635 career tackles (490 solo), 22½ sacks for minus 131 yards, 11 interceptions and eight fumble recoveries ... A first-round selection in the 1982 draft, he was the 15th pick overall.

1989: Returned to the starting lineup after George Jamison sustained a severe ankle injury during preseason ... Quietly put together a Pro Bowl-type season in what might have been his best ... He finished third among defenders with 95 tackles (81 solo) ... Led all NFL linebackers with a career-high five INTs and nine passes defended ... Was the second-leading Lion defender in the passes defended category ... He also accounted for three and one-half sacks for a loss of 22 yards, two forced fumbles and one fumble recovery ... Led the team in tackles in three games and registered 11 tackles twice ... Led the defensive charge at Minnesota (10-8) with eight tackles, 1½ sack and one forced fumble ... Contributed seven solo shots at Green Bay (10-29) ... Had a team-high eight solo tackles at Houston (11-5) ... Williams also intercepted a Warren Moon pass and forced a Mike Rozier fumble on the first play of the second half, which resulted in a 20-yard William White TD return ... The following week he registered a team-high nine solo tackles and one assist vs. Green Bay (11-12) in a 31-22 Detroit victory ... He also stepped in front of a Don Majkowski pass and contributed a pass defended ... Had a game-high 11 tackles (10 solo), one interception, one sack and a pass defended at Chicago (12-10).

1988: A disappointing season for Williams, who got off to a good start, but a knee injury at San Francisco (10-2) placed him on the injured reserve list for the remainder of the season ... Registered 26 tackles, two sacks and one interception in the five games started ... His best game of the season came in Week 2 against the Rams (9-11), with a team-high eight tackles, and also added one sack.

1987: Was the club's most dominating defensive player ... Ended the season as the team's second-leading tackler with 69 and was third on the club in total minutes played with 362, earning him defensive MVP honors ... Honored by the Lions' Quarterback Club as the team's MVP ... Began the season with a bang with six tackles at Minnesota (9-13) ... Followed that with 11 tackles, a forced fumble and a blocked punt against the Raiders (9-20) ... He had six solo tackles, an 11-yard sack of Vinny Testaverde, a 48-yard interception return that set up a Lions' FG, and a blocked punt that set up a Detroit fourth quarter TD at Tampa (12-13) ... In the season finale, picked off his second pass of the season, totalled seven tackles and sacked QB Chris Miller. **1986:** A knee injury sustained vs. the Vikings (11-17) cut short an outstanding season and snapped his consecutive starts streak at 58 ... He was fourth among Lion defenders with 54 tackles ... He also added two sacks and two INTs ... Was the only Lions'

continued

105

Williams continued

linebacker to record an INT ... Recorded nine tackles against the Cowboys (9-14) and the Bears. **1985:** Returned to the more familiar LOLB position after having played on the right side since his entrance into the professional ranks ... Responded with a career-high seven sacks, which topped the club ... He also garnered 89 tackles enroute to becoming the Lions' defensive MVP. **1984:** Started every game at linebacker ... Second on the team in tackles with 140 ... He also defended five passes, registered 2½ sacks and one fumble recovery. **1983:** Assumed the starting right linebacker position and did not miss a game ... Registered a career-high 143 (101 unassisted) tackles, which was the fifth most among Lions' ... Recorded his first NFL sack in the Thanksgiving Day matchup with Pittsburgh (11-24) and his first fumble recovery vs. Green Bay (10-9). **1982:** Played sparingly in his first season as the backup to Stan White ... Played in six games and recorded 19 tackles and one INT ... His first NFL INT occurred on Thanksgiving Day vs. the Giants (11-25) ... Injured his ankle Dec. 16 and went on IR the remainder of the season.

COLLEGE and PERSONAL

Did not receive a single football scholarship offer from a major university, and as a result, Williams teamed with his brother Toby and enrolled at Nebraska, where both made the squad as walk-ons ... Toby went on to play nose tackle with New England ... Williams' dedication in the weight room helped increase his weight to 215 pounds from 190 pounds as a freshman and improve his speed ... The consensus All-Big Eight was the conference's Defensive Player-of-the-Year in '81 ... He was also named to nine All-America teams as a senior ... Very active in church and community affairs, Williams does a lot of speaking to church youth groups and in prisons ... The Lions' United Way representative since 1988 and participant in the Pro Challenge, an assembly program that carried an anti-substance abuse message ... Loves jazz and is a saxophone and piano player ... He and his wife Crystal have one daughter, Brittney ... His full name is James Henry Williams.

WILLIAMS' CAREER BESTS

Most Tackles:	11, three times (last at Chicago, 12-10-89)
Most Sacks:	2 vs. Dallas, (9-15-85)
Most Int. Return Yds.:	11 vs. Minnesota, (11-9-86)

WILLIAMS' PRO STATISTICS

Year	Tackles			Sacks	Ints.	Fumbles	Passes
	Tot.	Solo	Asst.	No./Yds.	No./Yds.	Rec./For.	Def.
1982	19	14	5	0 / 0	1 / 4	0/0	-
1983	143	101	42	1 / 8	0/ 0	1/0	3
1984	140	105	35	2½/ 4	0/ 0	1/0	5
1985	89	67	22	7½/ 55	0/ 0	1/1	3
1986	54	41	13	2 / 10	2/12	1/0	4
1987	69	59	10	4 / 23	2/51	2/1	4
1988	26	22	4	2 / 10	1/ 5	1/0	0
1989	95	81	14	3½/ 22	5/15	1/2	9
TOTAL	635	490	145	22½/131	11/88	8/4	28

52**CENTER****CURTIS WILSON****Missouri 1st Year****HT: 6-3 WT: 283****Born: 10-30-65****(FA '90)****PRO**

The second player signed in 1990 by Detroit under the NFL's Plan B system ... Was sidelined in 1989 due to a knee injury sustained during the preseason ... The knee injury did not require surgery ... A ninth-round draft choice by New England in 1989, he was the 248th player selected overall ... An outstanding drive blocker with exceptional quickness, he can also play guard.

COLLEGE and PERSONAL

A two-year starter, Wilson earned second-team All-Big Eight Conference honors ... Was selected a team co-captain his senior year ... Transferred from Northeastern Oklahoma A & M (JC) and quickly established himself as one of the best drive blockers in the country ... Considered the best athlete on the Missouri offensive line, he can bench press 425 pounds and squat 550 pounds ... Majored in recreation and parks administration ... Attended Ponca City (Okla.) HS where he was a two-way lineman ... Also lettered in track and wrestling ... Hobbies include raising shar-pei dogs worth an estimated \$2,500 apiece, reading, following politics and watching professional wrestling ... He enjoys listening to Elton John and his favorite film is "Bridge Over the River Kwai" ... He and his wife Shelly live in Chillicothe, MO ... They have a newborn son, Cody Lee ... His full name is Curtis Lee Wilson.

RESERVE LIST

The Reserve List is a status for players who, for reasons of injury, retirement, military service or other circumstances, are not immediately available for participation with a club. Those players in the category of Injured Reserve, who were physically unable to play football for a minimum of four weeks from the date of going onto Reserve, would fall under two practice options:

Option 1: After four weeks on IR, the player can be activated, waived or begin unlimited practice. If practicing, the player must then count against the Developmental Squad of six.

Option 2: After six weeks on IR, the player can be activated, waived or begin unlimited practice. If practicing, the player must then count against the Developmental Squad of six.

No player is eligible for activation unless he has missed at least six regular season games. Each club has five free reactivations for players on IR after the final cutdown. Any player placed on IR prior to or concurrent with the final cutdown, may not return to the club nor practice with the team that year. Clubs participating in post-season play will be granted an additional re-activation for each post-season game, provided they have exhausted all previous activations. Players who were terminated via waivers IR can be resigned after the six game requirement has been fulfilled provided they clear procedural waivers to return to the same club's Active List.

1990 LIONS' TRAINING CAMP ALPHABETICAL ROSTER

No.	Name	Pos.	Ht.	Wt.	Birthdate	NFL Exp.	College	How Acq.	'89 Games/Starts
32	Alexander, Bruce	CB	5-9	169	9-17-85	2	Stephen F. Austin	FA '89	8/1
65	Andolsek, Eric	P	6-2	286	8-22-66	3	Louisiana State	D-5 '88	16/16
6	Arnold, Jim	G	6-3	211	1-31-61	8	Vanderbilt	FA '86	16/0
93	Gall, Jerry	NT	6-1	298	12-15-84	4	Southern Methodist	D-3 '87	16/16
36	Blades, Bannie	S	6-1	221	9-03-66	3	Miami (Fla.)	D-1 '88	16/16
27	Broadly, Tim	DB	6-0	210	2-20-66	1	Murray State	FA '90	-
97	Brooks, Kevin	DE	6-6	278	2-09-63	6	Michigan	FA '89	15/15
75	Brown, Lomas	T	6-4	287	3-30-63	6	Florida	D-1 '85	16/16
95	Brown, Mark	LB	6-2	240	7-18-61	8	Purdue	W '89	6/3
79	Burks, Willie	DL	6-3	280	6-28-66	R	Georgia Tech	FA '90	-
87	Campbell, Jeff	WR	5-8	167	3-29-68	R	Colorado	D-5 '90	-
50	Caston, Toby	ILB	6-1	243	7-17-65	4	Louisiana State	FA '89	16/0
94	Chesley, Delmar	ILB	6-2	235	1-13-66	R	Southern California	FA '90	-
8	Claborne, Robert	WR	5-10	175	7-10-67	R	San Diego State	D-12 '90	-
82	Clark, Robert	WR	5-11	173	8-08-65	4	North Carolina Central	FA '89	16/16
30	Cocroft, Sherman	S	6-1	190	8-29-61	5	San Jose State	FA '90	10/2*
55	Cofler, Michael	OLB	6-5	244	4-07-60	8	Tennessee	D-3 '83	15/7
68w	Cole, Leon	DL	6-5	285	11-08-65	1	Texas A&M	FA '90	-
71b	Collier, Steven	T	6-7	340	4-19-63	2	Bethune Cookman	FA '90	-
39	Crockett, Ray	CB	5-9	181	1-05-67	2	Baylor	D-4 '89	16/0
67	Dallafior, Ken	G-C	-4	279	8-28-59	6	Minnesota	FA '89	16/11
33	Dawson, Ken	SB	6-0	230	8-15-66	R	Appalachian State	FA '90	-
47	Dubose, Jim	OLB	6-3	235	12-04-66	R	Wake Forest	FA '90	-
81	Duckens, Mark	DE	6-4	270	3-04-65	2	Arizona State	FA '90	15/0*
81	Farr, Mike	WR	5-10	192	8-08-67	R	UCLA	FA '90	-
10	Fauce, Troy	P	6-1	200	1-11-64	R	Kansas State	FA '90	-
77	Ferguson, Keith	DE	6-5	276	4-03-59	10	Ohio State	W '85	4/1
80	Ford, John	WR	6-2	204	7-31-66	2	Virginia	D-2 '89	7/1
69	Fortin, Roman	OL	6-5	270	2-26-67	R	San Diego State	D-8b '90	-
14	Gagliano, Bob	OB	6-3	196	9-05-58	3	Utah State	FA '89	11/7

No.	Name	Pos.	Ht.	Wt.	Birthdate	MFL Exp.	College	How Acq.	'89 Games/Starts
98	Gibson, Dennis	ILB	6-2	243	2-08-64	4	Iowa State	D-8 '87	8/6
53	Glover, Kevin	C-G	6-2	282	6-17-63	6	Maryland	D-2 '85	16/16
63	Grant, Eddie	C	6-2	270	8-16-67	R	Arizona State	FA '90	—
23	Gray, Mel	WR-KR	5-8	162	3-16-61	5	Purdue	FA '89	10/1
62w	Green, Curtis	DE-NT	6-3	273	6-03-57	10	Alabama State	D-2 '81	16/0
86	Green, Willie	WR	6-2	179	4-02-66	R	Mississippi	D-8a '90	—
89	Greer, Terry	WR	6-1	192	9-27-57	5	Alabama State	FA '89	11/0*
99	Hayworth, Tracy	LB-DE	6-3	250	12-18-67	R	Tennessee	D-7 '90	—
34	Henry, Maurice	SB	5-11	220	3-12-67	R	Kansas State	D-6 '90	—
45	Hinckley, Rob	OLB	6-4	241	7-19-67	R	Stanford	D-4a	—
74	Hofland, Mark	T	6-7	285	6-16-67	R	Maryland	FA '90	—
38	Holmes, David	DB	6-2	192	7-08-66	2	Syracuse	FA '90	—
12	Hoyte, Wilson	K	5-10	168	12-06-66	R	Wake Forest	FA '90	—
58	Jamison, George	LB	6-1	228	9-30-62	4	Cincinnati	SD 2 '84	11/6
84	Johnson, Richard	WR	5-6	184	10-19-61	2	Colorado	FA '89	16/15
57	Jones, Victor	ILB	6-2	240	10-19-66	3	Virginia Tech	FA '89	11/9
49	Judson, William	CB	6-1	192	3-26-59	9	South Carolina State	FA '89	14/14*
90	Karpinski, Keith	OLB	6-3	225	10-12-66	2	Penn State	D-11 '89	16/0
15	Kramer, Erik	DB	6-1	195	11-6-64	1	North Carolina State	FA '90	—
18	Lewis, Kip	WR	5-10	170	2-06-67	R	Arizona	FA '90	—
61	Linherger, George	C-G	6-3	265	1-23-67	R	Toledo	FA '90	—
72	Linn, Jack	DL	6-5	278	6-10-67	R	West Virginia	D-9 '90	—
66	Marlatt, Pat	DE	6-5	270	5-03-66	1	West Virginia	FA '90	—
83	Matthews, Aubrey	WR	5-7	165	9-15-62	5	Delta State	FA '90	13/3*
29	McNorton, Bruce	CB	5-11	175	2-28-59	9	Georgetown (Ky.)	D-4 '82	8/0
19	Miller, Bill	WR	5-10	180	6-28-67	R	Illinois State	D-10 '90	—
25	Miller, Chuck	DB	5-10	180	5-09-65	2	UCLA	FA '90	—
44	Miller, John	S	6-1	195	6-22-66	2	Michigan State	FA '89	9/0
3	Murray, Eddie	K	5-10	180	8-29-56	11	Tulane	D-7 '80	16/0
79b	Napierkowski, Brent	T	6-6	272	10-1-63	R	Portland State	FA '90	—
5	Nelson, M.J.	WR	5-9	155	1-27-68	R	Colorado	FA '90	—
51	Noga, Niko	LB	6-1	235	3-02-62	7	Hawaii	FA '89	14/1
76b	Nua, Mark	T	6-7	330	12-12-64	R	Hawaii	FA '90	—
42	Oldham, Chris	DB	5-9	183	10-26-68	R	Oregon	D-4b '90	—
70	Owens, Dan	DE	6-3	268	3-16-67	R	Southern California	D-2 '90	—

No.	Name	Pos.	Ht.	Wt.	Birthdate	NFL Exp.	College	How Acq.	'89 Games/Starts
26	Painter, Carl	SB	5-9	168	5-10-64	3	Hampton Institute	D-6 '88	15/0
62b	Parker, Scott	G	6-5	275	5-02-67	R	West Virginia	FA '90	---
9	Peete, Rodney	QB	6-0	193	3-16-66	2	Southern California	D-6 '89	8/8
96	Pete, Lawrence	NT	6-0	282	1-18-66	2	Nebraska	D-5 '89	16/0
24	Phillips, Jason	WR	5-7	168	10-11-66	2	Houston	D-10 '89	16/6
31	Richard, Gary	CB	5-10	176	10-09-65	2	Pittsburgh	FA '90	---
71w	Robertson, Derrrell	DE	6-7	245	9-22-67	R	Mississippi State	FA '90	---
73	Salem, Harvey	T-G	6-6	289	1-15-61	8	California	T '86	10/8
20	Sanders, Barry	SB	5-8	203	7-16-68	2	Oklahoma State	D-1 '89	15/13
64	Sanders, Eric	T-G	6-7	286	10-22-58	10	Nevada-Reno	W '86	16/7
2	Smith, Davis	WR	5-4	150	3-27-67	R	Texas Southern	FA '90	---
54	Spelman, Chris	ILB	6-0	244	10-11-65	3	Ohio State	D-2a '88	16/16
92	Spindler, Marc	DL	6-5	277	11-28-69	R	Pittsburgh	D-3 '90	---
21	Taylor, Terry	CB	5-10	191	7-18-61	7	Southern Illinois	T '89	15/15
68b	Towe, Eric	OL	6-5	275	3-02-67	R	Eastern Michigan	FA '90	---
60	Urley, Mike	G-T	6-6	279	12-20-65	2	Washington State	D-3 '89	5/5
11	Ware, Andre	QB	6-2	205	7-31-68	R	Houston	D-1 '90	---
46	Warnsley, Reginald	SB	5-10	225	4-05-68	R	Southern Mississippi	D-11 '90	---
28	Welch, Herb	S	5-11	180	1-12-61	5	UCLA	FA '90	9/0*
35	White, William	DB	5-10	191	2-19-66	3	Ohio State	D-4 '88	15/15
40	Wilkinson, Eric	SB	5-9	185	12-19-66	2	Kent State	FA '90	1/0*
4	Williams, Byron	WR	6-2	185	10-31-60	3	University of Texas at Arlington	FA '90	---
76w	Williams, Eric	DE	6-4	266	2-24-62	7	Washington State	D-3a '84	16/16
59	Williams, Jimmy	OLB	6-3	225	11-15-60	9	Nebraska	D-1 '82	16/16
48	Williams, Mike	OLB	6-4	225	2-11-57	R	Southern California	FA '90	---
52	Wilson, Curtis	C	6-3	290	10-30-65	1	Missouri	FA '90	---

* Note: A player is designated a "1" in the NFL experience column if he has not been on an active NFL squad for three regular season or postseason games in his first NFL season.

A "1" designation also refers to players who have been to a previous pro training camp.

*Plan B Free Agent

1990 LIONS' TRAINING CAMP NUMERICAL ROSTER

No.	Name	Pos.	Ht.	Wt.	*Age	MFL Exp.	College	Hometown
2	David Smith	WR	5-4	150	23	R	Texas Southern	New Orleans, La.
3	Eddie Murray	K	5-10	180	34	11	Tulane	Victoria, B.C., Canada
4	Byron Williams	WR	6-2	185	29	3	Texas-Arlington	Texarkana, Tex.
5	M.J. Nelson	WR	5-9	155	22	R	Colorado	San Diego
6	Jim Arnold	P	6-3	211	29	8	Vanderbilt	Dalton, Ga.
8	Robert Claiborne	WR	5-10	175	23	R	San Diego State	New Orleans
9	Rodney Peete	QB	6-0	193	24	2	Southern California	Tucson, Ariz.
10	Troy Faunce	P	6-1	200	26	R	Kansas State	Carol Stream, Ill.
11	Andre Ware	QB	6-2	205	22	R	Houston	Dickinson, Tex.
12	Wilson Hoyle	K	5-10	168	23	R	Wake Forest	Henderson, N.C.
14	Bob Gagliano	QB	6-3	196	32	3	Utah State	Glendale, Calif.
15	Erik Kramer	QB	6-1	195	25	1	North Carolina State	Madison, Ky.
18	Kip Lewis	WR	5-10	170	23	R	Arizona	Sunnyvale, Calif.
19	Bill Miller	WR	5-10	180	23	R	Illinois State	Ft. Wayne, Ind.
20	Barry Sanders	SB	5-8	203	22	2	Oklahoma State	Wichita, Kan.
21	Terry Taylor	CB	5-10	191	29	7	Southern Illinois	Warren, Ohio
23	Mel Gray	RB-WR	5-9	162	29	5	Purdue	Williamsburg, Va.
24	Jason Phillips	RB-WR	5-7	168	23	2	Houston	Houston, Tex.
25	Chuck Miller	DB	5-10	180	25	2	UCLA	Aniston, Al.
26	Carl Painter	SB	5-9	188	26	3	Hampton Institute	Norfolk, Va.
27	Tim Broady	DB	6-0	210	24	1	Murray State	Madisonville, Ky.
28	Herb Welch	DB	6-0	180	29	5	UCLA	Watchung, N.J.
29	Bruce McNorton	CB	5-11	175	31	9	Georgetown (Ky.)	Daytona Beach, Fla.
30	Sherman Crockett	S	6-1	200	28	5	San Jose State	Watsonville, Calif.
31	Gary Richard	CB	5-10	176	24	2	U. of Pittsburgh	Denver, Co.
32	Bruce Alexander	CB	5-9	169	24	2	Stephen F. Austin	Lufkin, Tex.
33	Ken Dawson	SB	6-0	230	24	R	Appalachian State	Norfolk, Va.
34	Maurice Henry	SB	5-11	220	23	R	Kansas State	Salina, Kansas
35	William White	DB	5-10	189	24	3	Ohio State	Lima, Ohio
36	Bennie Blades	S	6-1	221	24	3	Miami (Fla.)	Ft. Lauderdale, Fla.

No.	Name	Pos.	Ht.	Wt.	*Age	NFL Exp.	College	Hometown
38	David Holmes	DB	6-2	192	24	2	Syracuse University	Riverside, N.J.
39	Ray Crockett	CB	5-9	181	23	2	Baylor	Duncanville, Tex.
40	Eric Wilkerson	SB	5-9	185	23	1	Kent State	Cleveland, Oh.
42	Chris Digham	CB	5-9	183	21	R	Oregon	Sacramento, Calif.
44	John Miller	S	6-1	197	24	2	Michigan State	Farmington, Mich.
45	Rob Hincley	LB	6-4	241	23	R	Stanford	Walnut Creek, Calif.
46	Reginald Warnsley	SB	5-10	225	22	R	Southern Mississippi	Laurel, Miss.
47	Jim Dubose	OLB	6-3	235	23	R	Wake Forest	Greensboro, N.C.
48	Mike Williams	OLB	6-4	225	23	R	Southern California	Dallas, Tex.
49	William Judson	CB	6-1	192	31	9	South Carolina State	Atlanta, Ga.
50	Toby Gaston	ILB	6-1	243	25	4	Louisiana State	Monroe, La.
51	Niko Nega	LB	6-1	235	28	7	Hawaii	Honolulu, Hawaii
52	Curtis Wilson	C	6-3	290	25	1	Missouri	Chillicothe, Mo.
53	Kevin Glover	C-G	6-2	282	27	6	Maryland	Upper Marlboro, Md.
54	Chris Spielman	ILB	6-0	244	24	3	Ohio State	Canton, Ohio
55	Michael Cofer	OLB	6-5	245	30	8	Tennessee	Knoxville, Tenn.
57	Victor Jones	ILB	6-2	240	23	3	Virginia Tech	Rockville, Md.
58	George Jamison	LB	6-1	228	27	4	Cincinnati	Bridgeton, N.J.
59	Jimmy Williams	OLB	6-3	225	29	9	Nebraska	Washington, D.C.
60	Mike Utley	G-T	6-6	279	24	2	Washington State	Seattle, Wash.
61	George Linberger	G	6-2	264	23	R	Toledo	Chardon, Oh.
62w	Curtis Green	DE-NT	6-3	273	33	10	Alabama State	Quincy, Fla.
62b	Scott Parker	G	6-5	275	23	R	West Virginia	Whitehall, Pa.
63	Eddie Grant	C	6-2	270	23	R	Arizona State	Mesa, Ariz.
64	Eric Sanders	T-G	6-7	286	31	10	Nevada-Reno	Reno, Nev.
65	Eric Andolsek	G	6-2	286	24	3	Louisiana State	Thibodaux, La.
66	Pat Marlett	DE	6-5	270	24	1	West Virginia	Alexandria, Va.
67	Ken Dallafior	G-C	6-4	279	31	6	Minnesota	Madison Hts., Mich.
68b	Eric Towe	OL	6-5	275	23	R	Eastern Michigan	Dearborn, Mich.
68w	Leon Cole	DL	6-5	285	24	1	Texas A&M	East Orange, N.J.
69	Roman Fortin	OL	6-5	270	23	R	San Diego State	Columbus, Ga.
70	Dan Owens	DE	6-3	268	23	R	Southern California	Whittier, Calif.
71w	Darrell Robertson	DE	6-7	245	23	R	Mississippi State	Starkville, Miss.
71b	Steven Collier	T	6-7	340	27	2	Bethune Cookman	Chicago, Ill.
72	Jack Linn	OL	6-5	278	23	R	West Virginia	Rochester, Pa.

No.	Name	Pos.	Ht.	Wt.	* Age	NFL		College	Hometown
						Exp.	Exp.		
73	Harvey Salem	T-G	6-6	289	29	8		California	El Cerrito, Calif.
74	Mark Holland	T	6-7	285	23	R		Maryland	Charlottesville, Va.
75	Lomas Brown	DE	6-4	287	27	6		Florida	Miami, Fla.
76w	Eric Williams	DE	6-4	286	28	7		Washington State	Stockton, Calif.
76b	Mark Nua	T	6-7	330	25	R		Hawaii	Honolulu, Hawaii
77	Keith Ferguson	DE	6-5	276	31	10		Ohio State	Miami, Fla.
79	Willie Burks	DL	6-3	280	24	R		Georgia Tech	Atlanta, Ga.
79b	Brent Napierkowski	T	6-6	272	26	R		Portland State	Vashon, Wash.
80	John Ford	WR	6-2	205	24	2		Virginia	Belle Grade, Fla.
81	Mike Farr	WR	5-10	190	23	R		UCLA	Birmingham, Mich.
82	Robert Clark	WR	5-11	173	25	4		No. Carolina Central	Richmond, Va.
83	Aubrey Matthews	WR	5-7	165	27	5		Delta State	Jacksonville, Fla.
84	Richard Johnson	WR	5-6	185	28	2		Colorado	San Pedro, Calif.
86	Willie Green	WR	6-2	179	24	R		Mississippi	Clarke, Ga.
87	Jeff Campbell	WR	5-8	167	22	R		Colorado	Vail, Co.
89	Terry Greer	WR	6-1	192	32	5		Alabama State	Memphis, Tenn.
90	Keith Karpinski	OLB	6-3	225	23	2		Penn State	Hamtramck, Mich.
91	Mark Duckens	DE	6-4	270	24	2		Arizona State	Wichita, Kan.
92	Marc Spindler	DT	6-5	277	20	R		Pittsburgh	West Scranton, Pa.
93	Jerry Ball	NT	6-1	298	25	4		Southern Methodist	Beaumont, Tex.
94	Delmar Chesley	ILB	6-2	235	24	R		Southern California	Washington, D.C.
95	Mark Brown	LB	6-2	240	29	8		Purdue	Inglewood, Calif.
96	Lawrence Peta	NT	6-0	282	24	2		Nebraska	Wichita, Kan.
97	Kevin Brooks	DE	6-6	278	27	6		Michigan	Detroit, Mich.
98	Dennis Gibson	LB	6-2	243	26	4		Iowa State	Ankeny, Iowa
99	Tracy Hayworth	LB-DE	6-3	250	22	R		Tennessee	Franklin, Tenn.

1990 DETROIT LIONS' SELECTIONS

ROUND	NAME	POS.	HT.	WT.	COLLEGE
1	Andre Ware	QB	6-2	205	Houston
2	Dan Owens	NG/DE	6-3	268	USC
3	Marc Spindler	DT	6-5	277	Pittsburgh
4a	Rob Hinckley	OLB	6-4	241	Stanford
4b	Chris Oldham	CB/KR	5-9	183	Oregon
5	Jeff Campbell	WR/PR	5-8	167	Colorado
6	Maurice Henry	OLB	5-11	220	Kansas State
7	Tracy Hayworth	OLB	6-2	179	Tennessee
8a	Willie Green	WR	6-2	179	Mississippi
8b	Roman Fortin	G	6-5	270	San Diego State
9	Jack Linn	T	6-5	278	West Virginia
10	Bill Miller	WR	5-10	180	Illinois State
11	Reginald Warnsley	FB	5-10	225	So. Mississippi
12	Robert Claiborne	WR	5-10	175	San Diego State



1990 DETROIT LIONS' FREE AGENT MOVES

1990 DRAFT CHOICES

No.	Name	Pos.	Ht.	Wt.	Birthdate	College	Hometown	How Acq.
87	Campbell, Jeff	WR	5-8	167	3-29-68	Colorado	Vail, Co.	D-5
8	Claiborne, Robert	WR	5-10	175	7-10-67	San Diego State	New Orleans, La.	D-12
69	Fortin, Roman	OL	6-5	270	2-26-67	San Diego State	Columbus, Ga.	D-8b
86	Green, Willie	WR	6-2	179	4-02-66	Mississippi	Clarke, Ga.	D-8a
34	Henry, Maurice	SB	5-11	220	3-12-67	Kansas State	Salina, Kan.	D-6
99	Hayworth, Tracy	LB-DE	6-3	250	12-18-67	Tennessee	Franklin, Tenn.	D-7
91	Hinckley, Rob	LB	6-4	241	7-19-67	Stanford	Walnut Creek, Ca.	D-4a
72	Linn, Jack	OL	6-5	278	6-10-67	West Virginia	Rochester, Pa.	D-9
19	Miller, Bill	WR	5-10	180	6-28-67	Illinois State	Ft. Wayne, Ind.	D-10
42	Oldham, Chris	CB	5-9	183	10-26-68	Oregon	Sacramento, Ca.	D-4b
92	Spindler, Marc	DT	6-5	277	11-28-69	Pittsburgh	West Scranton, Pa.	D-3
70	Owens, Dan	DE	6-3	268	3-16-67	Southern California	Whittier, Ca.	D-2
11	Ware, Andre	QB	6-2	205	7-31-68	Houston	Dickinson, Tex.	D-1
46	Warnstey, Reginald	RB	5-10	225	4-05-68	Southern Mississippi	Laurel, Miss.	D-11

1990 ROOKIE FREE AGENT ROSTER

Name	Pos.	Ht.	Wt.	Birthdate	College	Hometown
Burks, Willie	DT	6-3	280	6-28-66	Georgia Tech	Atlanta, Ga.
Chesley, Delmar	LB	6-2	235	1-13-66	Southern California	Washington, D.C.
Dawson, Ken	RB	6-0	230	8-15-66	Appalachian State	Norfolk, Va.
Dubose, Jim	LB	6-3	235	12-04-66	Wake Forest	Greensboro, N.C.
Farr, Mike	WR	5-10	192	8-08-67	UCLA	Birmingham, Mich.
Faunce, Troy	P	6-1	200	1-11-64	Kansas State	Carol Stream, Ill.
Grant, Eddie	C	6-2	270	8-16-67	Arizona State	Mesa, Ariz.
Hoffland, Mark	T	6-7	285	6-16-67	Maryland	Charlottesville, Va.
Hoyle, Wilson	K	5-10	168	12-06-66	Wake Forest	Henderson, N.C.
Lewis, Kip	WR	5-10	170	2-06-67	Arizona	Sunnyvale, Calif.
Linberger, George	C-G	6-3	265	1-23-67	Toledo	Chardon, Oh.
Napierkowski, Brent	T	6-6	272	10-01-63	Portland State	Vashon, Wash.
Nelson, M.J.	WR	5-9	155	1-27-68	Colorado	San Diego, Calif.
Nua, Mark	T	6-7	330	12-12-64	Hawaii	Honolulu, Haw.
Parker, Scott	G	6-5	275	5-02-67	West Virginia	Whitehall, Pa.
Robertson, Derrell	DE	6-7	245	9-22-67	Mississippi State	Starkville, Miss.
Smith, Davis	WR	5-4	150	3-27-67	Texas Southern	New Orleans, La.
Towe, Eric	OL	6-5	275	3-02-67	Eastern Michigan	Dearborn, Mich.
Williams, Mike	LB	6-2	225	2-11-67	Southern California	Dallas, Tex.

1990 FIRST-YEAR ROSTER

Name	Pos.	Ht.	Wt.	Birthdate	College	Hometown
Broady, Tim	DB	6-0	210	2-20-66	Murray State	Madisonville, Ky.
Cole, Leon	DL	6-5	285	11-08-65	Texas A&I	East Orange, N.J.
Holmes, David	DB	6-2	192	7-08-66	Syracuse	Burlington, N.J.
Marlatt, Pat	DE	6-5	270	5-03-66	West Virginia	Alexandria, Va.

1990 PLAN B FREE AGENTS

Name	Pos.	Ht.	Wt.	Age	Exp.	College	Former Club
Sherman Cocroft	S	6-1	200	28	6	San Jose State	Tampa Bay
Mark Duckens	DE	6-4	270	25	2	Arizona State	Arizona State
Terry Greer	WR	6-1	192	32	5	Alabama State	San Francisco
William Judson	CB	6-1	192	31	9	S. Carolina State	Miami
Aubrey Matthews	WR	5-7	165	27	5	Delta State	Green Bay
Herb Welch	DB	5-11	180	29	5	UCLA	Washington
Eric Wilkerson	SB-RB	5-9	185	23	2	Kent State	Pittsburgh
Curtis Wilson	C	6-3	290	24	1	Missouri	New England

HOW THE 1989 LIONS WERE BUILT

Year	Draft	Trade	Free Agents	Waivers
1980 (1)	Eddie Murray (7)			
1981 (1)	Curtis Green (2)			
1982 (2)	Jimmy Williams (1) Bruce McNorton (4)			
1983 (2)	Michael Cofer (3) Steve Mott (5b)			
1984 (1)	Eric Williams (3a)			
1985 (3)	Lomas Brown (1) Kevin Glover (2)			Keith Ferguson (D-5 Chargers '81)
1986 (7)	Chuck Long (1) Joe Milinichik (3)	#Harvey Salem (D-2 Houston '83)	Jim Arnold (D-5 Chiefs '83) James Griffin (D-7 Bengals '83) George Jamison (SD-2 '84)	Eric Sanders (D-5 Falcons '81)
1987 (3)	Jerry Ball (3) Dennis Gibson (8)		Tony Paige (D-6 Jets '84)	
1988 (5)	Bennie Blades (1) Chris Spielman (2a) William White (4) Eric Andolsek (5) Carl Painter (6)		Jerry Holmes (FA Jets '80)	
1989 (27)	Barry Sanders (1) John Ford (2) Mike Utley (3) Ray Crockett (4) Lawrence Pete (5) Rodney Peete (6) Jason Phillips (10) Keith Karpinski (11) James Cribbs (12)	##Terry Taylor (D-1 Seattle '84)	Bruce Alexander (FA '89) Kevin Brooks (D-1 Cowboys '85) Mark Brown (D-9 Miami '83) Toby Caston (D-6b '87) Robert Clark (D-10 New Orleans '87) Ken Dallafior (D-5 Pittsburgh '82) Bob Gagliano (D-12 Chiefs '81) Mel Gray (USFL Los Angeles 84-85) Richard Johnson (USFL Denver '83-85) Victor Jones (D-12 Tampa Bay '88) Trevor Matich (D-1 New England '85) Keith McDonald (FA Cowboys '85) John Miller (FA '89) Niko Noga (D-8 Phoenix '84) Walter Stanley (D-4 Green Bay '85) Chris Gambol (D-3 Indianapolis '87) Mike Williams (FA '89)	

— Trade with Houston for '87, 2nd-round choice.

— Trade with Seattle for James Jones.

Based on final 1989 roster - Dec. 24, 1989

DETROIT LIONS' FINAL 1989 DEPTH CHART

OFFENSE

XR:	82 ROBERT CLARK	<u>80 JOHN FORD</u>	
WR:	<u>84 RICHARD JOHNSON</u>	<u>24 JASON PHILLIPS</u>	23 MEL GRAY
LT:	75 LOMAS BROWN	64 ERIC SANDERS	
LG:	65 ERIC ANDOLSEK	74 JOE MILINICHIK	
C:	53 KEVIN GLOVER	67 KEN DALLAFIOR	61 TREVOR MATICH
RG:	67 KEN DALLAFIOR	74 JOE MILINICHIK	
RT:	64 ERIC SANDERS	70 CHRIS GAMBOL	
YR:	24 JASON PHILLIPS	<u>81 STACEY MOBLEY</u>	
ZR:	<u>80 JOHN FORD</u>	87 WALTER STANLEY	
QB:	<u>9 RODNEY PEETE (I)</u>	14 BOB GAGLIANO	16 CHUCK LONG
SB:	<u>20 BARRY SANDERS</u>	49 TONY PAIGE	26 CARL PAINTER

DEFENSE

LE:	76 ERIC WILLIAMS	62 CURTIS GREEN	
NT:	93 JERRY BALL	<u>96 LAWRENCE PETE</u>	
RE:	97 KEVIN BROOKS	77 KEITH FERGUSON	
OLB:	59 JIMMY WILLIAMS	58 GEORGE JAMISON	95 MARK BROWN
ILB:	54 CHRIS SPIELMAN	50 TOBY CASTON	57 VICTOR JONES
ILB:	98 DENNIS GIBSON	51 NIKO NOGA	<u>90 KEITH KARPINSKI</u>
OLB:	55 MICHAEL COFER	95 MARK BROWN	<u>39 RAY CROCKETT</u>
LC:	21 TERRY TAYLOR	<u>32 BRUCE ALEXANDER</u>	
RC:	43 JERRY HOLMES	<u>32 BRUCE ALEXANDER</u>	
FS:	36 BENNIE BLADES	34 JAMES GRIFFIN	<u>44 JOHN MILLER</u>
SS:	35 WILLIAM WHITE	34 JAMES GRIFFIN	<u>44 JOHN MILLER</u>

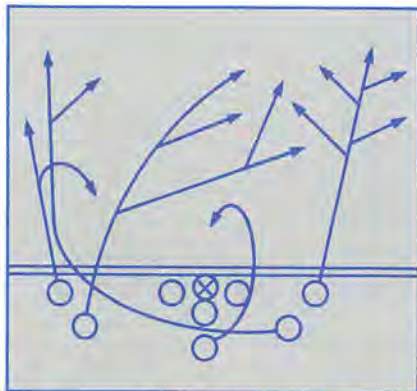
SPECIALISTS

PK:	3 EDDIE MURRAY		
P:	6 JIM ARNOLD		
H:	6 JIM ARNOLD		
PC:	64 ERIC SANDERS	53 KEVIN GLOVER	
KC:	64 ERIC SANDERS	53 KEVIN GLOVER	
PR:	87 WALTER STANLEY	39 RAY CROCKETT	
KR:	23 MEL GRAY	26 CARL PAINTER	<u>32 BRUCE ALEXANDER</u>

ROOKIE AND FIRST-YEAR PLAYERS UNDERLINED

- NOTE: — The Lions' "SILVER STRETCH" offense utilizes four receivers, one running back and no tight end.
- THE RECEIVERS ARE LISTED AS:
X (wide left); W (wing left); Y (wing right) and Z (wide right).
- The running back is listed as the S Back.

THE STRETCH OFFENSE



The Stretch Offense is a glimpse into the future. It is an offense which deploys four receivers, without the use of a tight end, on a full-time basis.

The unique element of the Stretch Offense is it calls for receivers to think like quarterbacks. What's more, they must do it while on the run. The key to success is getting the quarterback and receiver making the same reads. It requires many repetitions before both quarterback and receiver see the same thing.

A typical offensive play, pictured left, is filled with several routes. Each play can have as many as 10 options depending on what coverage the defense deploys.

The success of the Stretch begins with a quarterback with the intelligence of Albert Einstein and the ability to throw on a semi-roll. While the quarterback reads the defense, the receivers also must make the same read of the defensive coverage and determine which route to run.

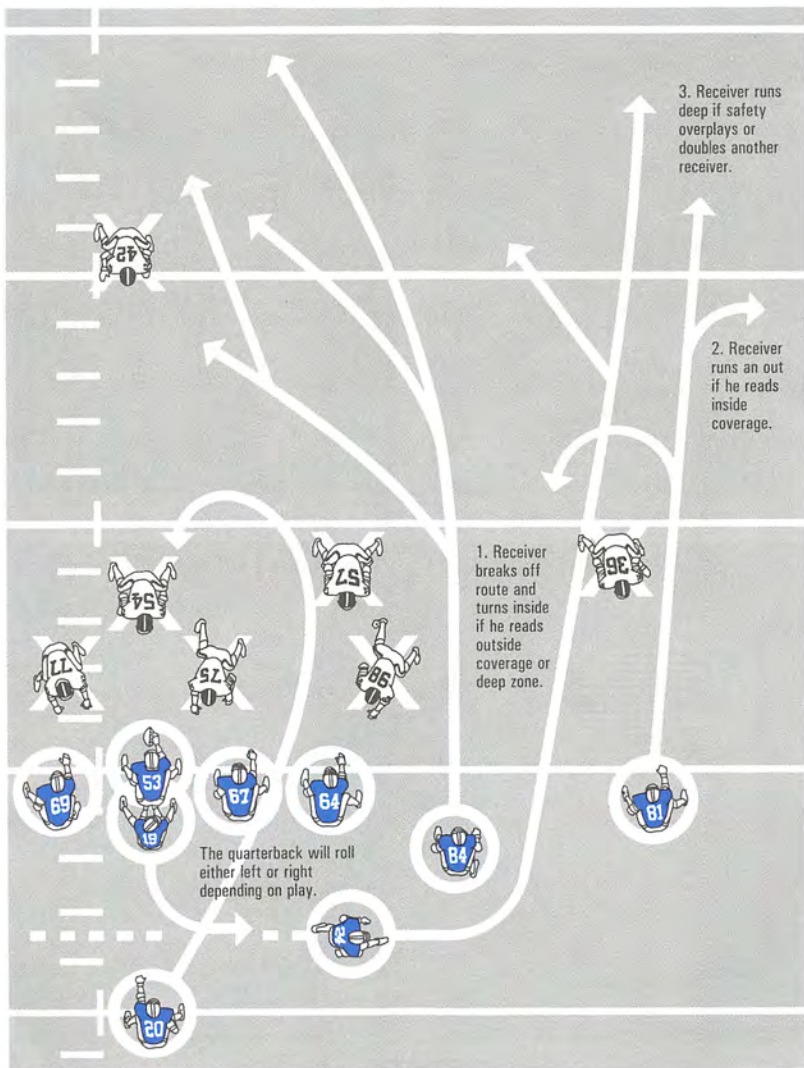
The basics of the Stretch Offense are:

- Two wide receivers. The receiver on the far left is designated as the "X"-receiver and to the right the "Z"-receiver. The ability to run deep is a must.
- Two slot receivers. The "W"-receiver lines up left and the "Y"-receiver lines up right. One will go into motion before the snap. Players with tremendous quickness to exploit the middle zones make good slot receivers.
- One running back which is designated as the S-back (sometimes referred to as the Super back). Must be able to do it all — run, catch and block.
- A smart quarterback. Must have the ability to read defenses quickly, make accurate decisions and to be able to throw on the run.
- Commitment on a full-time basis. The Stretch, unlike traditional offensive schemes, is not predicated on down or distance. A four receiver set is used from goal line to goal line.
- Movement which forces or limits defensive coverage. A slotback goes into motion creating three receivers on one side of the field which forces the defense to react.

Receivers must have the quickness to separate quickly from a defender. A wideout must have the ability to beat a cornerback on deep patterns and the skill to find the a seam in zone coverage. A slot receiver usually runs a shorter pattern, and must get open quickly in the event of a blitz or pressure situation.

Although the Stretch is a passing offense by nature, it also spreads the defense which allows a running back to showcase his talent.

THE STRETCH OFFENSE



1990 DETROIT LIONS DRAFT CHOICES



1. ANDRE WARE — QB



2. DAN OWENS — DE



3. MARC SPINDLER — DE



QUARTERBACK

ANDRE WARE

Houston

HT: 6-2 WT: 205

Born: 7-31-68

1st Round (7th Overall)

One of the most prolific college quarterbacks ever, Andre Ware shattered the single-season passing yardage during his junior and final season at Houston. His 4,699 airborne yardage eclipsed the previous mark of 4,571 set by former Brigham Young quarterback Jim McMahon. His 46 touchdown passes as a junior was one shy of McMahon's mark. Ware owns virtually every Cougar and Southwest Conference game and season passing record. As one of the most exciting players in college football, he also set 26 NCAA records. The Heisman Trophy winner played in only 27 contests, however he is the SWC all-time record holder with 75 touchdown passes (surpassing the previous mark of 48 by Kevin Murray of Texas A&M).

Ware completed 660-of-1,074 passes (63.1%) for 8,202 yards, 75 TDs with only 28 INTs during his three seasons at Houston. His efficiency rating of 133.7 is a school record. He also holds school career marks in attempts, completions and yardage. He established a conference record for throwing for 400-plus yards in 10 contests. Ware averaged 427 yards passing per contest in '89.

An outstanding athlete, he combines tremendous running ability with his powerful arm. Ware has been timed in the 40-yard dash in 4.5 seconds. He rushed for six career TDs with a long scamper of 32 yards. He also displayed his catching prowess with one reception for 37 yards in 1989.

Ware opened the 1989 season with a sensational performance, connecting on 30-of-48 passes for 390 yards and five TDs in a 69-0 drubbing of UNLV. It marked the third time in his career he tossed five TDs in a game, a first for a QB in SWC. Ware established conference records for attempts (68) and completions (40) as Ware also threw for two TDs in a 36-7 shellacking of Arizona State. He followed that with a SWC record seven TDs vs. Temple. Ware threw for 514 yards in a 66-10 trouncing of Baylor, a team that until that game featured the nation's best defense. He set NCAA records for yards passing in a quarter (340), yards in a half (517), most TD passes in a quarter (5) and most consecutive 200-yard passing games (12) as Houston scorched Southern Methodist 95-21. The Cougars set NCAA records vs. SMU with 1,021 yards in total offense and 771 passing yards.

As a sophomore, Ware split playing time at quarterback until he took over fulltime in the final four games. He set a conference record with 25 TD tosses. He broke the Cougars season completion standard with 168 completions on 291 attempts for 1,849 yards. Ware threw five TDs to equal a school mark in a 40-12 dumping of Texas Christian. He hit on 39-of-53 passes for a SWC record 471 yards in a 45-14 victory over Rice.

Ware started in four of the Cougars first five games, but was sidelined for the rest of his freshman season by a fractured left forearm vs. Wyoming. He led Houston to a 38-24 victory over Sam Houston State in his first QB start on 25-of-35 passing for 255 yards and two TDs.

PERSONAL: A business major at Houston, Ware transferred from Alvin Junior College in 1986. He lettered in football, basketball and baseball at Dickinson (Texas) HS. He earned All-District honorable mention in basketball and baseball. Honored by the Academy Award of Sports as the 1989 College Football Player of the Year.

Ware continued

		PASSING						
	Att.	Comp.	Pct.	Yards	TD	INT	Long	
1986				—Redshirt—				
1987	140	83	59.3	996	4	5	74t	
1988	356	212	59.6	2,507	25	8	70t	
1989	578	365	63.1	4,699	46	15	87	
TOTAL	1,074	660	61.5	8,202	75	28	87	
*Bowl Games	28	8	28.6	44	0	2	—	
TOTAL	1,102	668	60.6	8,246	75	30	87	

		RUSHING				
	No.	Yards	Avg.	TD	Long	
1987	35	-58	-1.7	1	18	
1988	35	-48	-1.3	2	12	
1989	50	-38	-0.8	3	32	
TOTAL	120	-144	-1.2	6	32	
*Bowl Game	3	-1	-0.3	0	-	
TOTAL	123	-145	-1.2	6	32	

* Aloha Bowl in 1988

COACH WAYNE FONTES SAYS: "We're very fortunate to have had the chance to draft a quarterback with Andre's talent with our seventh pick. It takes more than one good quarterback to win in this league. All of the good teams usually have two good quarterbacks. I believe this guy one day, given some time and with another quality quarterback on this team, is going to take the Detroit Lions to the Super Bowl...Andre has a great arm and a great deal of class. I saw a lot of qualities in this young man that I saw in BARRY SANDERS. I saw a class individual. Andre will fit into our offense and the players will like him."



70



DEFENSIVE END

DAN OWENS

Southern California

HT: 6-4 WT: 270

Born: 3-16-67

D-2 (35th Overall)

The Lions opted for defensive help with their second pick and selected Dan Owens, one of the nation's most underrated collegiate players. A natural defensive end, Owens primarily played nose tackle, yet still registered 12 sacks his senior season despite routine double coverage. He plays the run well and also has big play ability. As the emotional field general of the Trojan defense, he became the first USC defender to start every game during his four-year career. Owens registered 338 career tackles (184 unassisted), 37 passes deflected, 27 sacks, four fumble recoveries and four forced fumbles. He can bench press more than 400 pounds.

Owens received All-America honorable mention honors from *The Sporting News*, *Football News* and *The Poor Man's Guide* to the NFL Draft his senior season with 87 tackles (51 unassisted), 12 sacks, nine passes deflected, one forced fumble and a blocked kick.

Starting every game at nose tackle during his junior year, Owens tallied 76 tackles (41 unassisted). He registered 11 tackles and batted down two passes vs. Stanford. He earned All-America honorable mention by the Associated Press and *The Sporting News*, in addition to first team All-Pac 10 honors. Owens was named to the *Football News* All-Bowl team following an eight-tackle performance vs. Michigan State in the Rose Bowl.

Owens produced 84 tackles during his freshman year, including a season-high 13 tackles vs. Auburn. He registered 10 tackles and swatted away three passes in a heart-wrenching 38-37 loss to Notre Dame.

HIGH SCHOOL AND PERSONAL: He majored in public administration at USC. As a two-way lineman at La Habra (CA) HS, he was All-Orange County as a senior. He also lettered in track and won the 1983 league title in the shot put...Full name is Daniel William Owens.

OWENS' COLLEGE STATISTICS
DEFENSIVE TACKLES

	Total	Tackles		Sacks	Forced Fumbles	Fumbles Recovered
		Solo	Assists	No.		
1985				—Redshirt—		
1986	84	46	38	2	2	3
1987	91	47	44	5	0	1
1988	76	40	36	8	0	0
1989	87	51	36	12	1	0
TOTAL	338	184	154	27	3	4

COACH WAYNE FONTES SAYS: "Dan is an outstanding player who we expect to come in and play 10 years for us. He was graded highly by our scouts and coaches, and he'll help us on the pass rush. He's an outstanding young man with class and a super attitude."



DEFENSIVE TACKLE

MARC SPINDLER

Pittsburgh

HT: 6-5 WT: 277

Born: 11-28-69

3rd Round (62nd Overall)

Considered by some as the finest defensive lineman available in the college draft, the Lions' third-round pick Marc Spindler combines tremendous strength and mobility. He was chosen as the 1989 College Football Player of the Year and also underclassman Defensive Player of the Year by *The Sporting News* and also earned second team honors from the Associated Press during his junior and final season. He also received first team All-Eastern College Athletic Conference honors. He concluded his career with 202 career tackles (111 solo), 7½ sacks, two forced fumbles and two fumble recoveries.

Spindler started at left defensive tackle and led the team with 73 total tackles (49 solo) in '89. He had three games with nine stops vs. Boston College, Temple and Notre Dame. He sacked quarterback Major Harris twice and also had seven tackles vs. West Virginia.

Spindler started the first five games at defensive tackle during his sophomore season before sustaining a season-ending knee injury vs. Notre Dame. He accounted for 23 tackles and seven quarterback pressures prior to the injury. He had eight hits and a sack in a 42-10 victory over Ohio State.

As only the fourth true freshman in the last twenty years to start his first game in a Panther uniform (the others were Tony Dorsett, Hugh Green and Bill Fralic), Spindler started at right defensive tackle and finished second on the team with 106 tackles. He scored at least 10 tackles in six different games. His freshman season was highlighted by two 14-tackle performances vs. West Virginia and Penn State. Spindler contributed 11 tackles vs. North Carolina State. He earned All-East first team honors.

PERSONAL: Spindler majored in communications at Pittsburgh. He lettered in wrestling and basketball at West Scranton (Pa.) HS, and was the regional heavyweight wrestling champion. A starter in 46 consecutive games, he was chosen as the High School Player-of-the-Year by USA Today during his senior season. His full name is Marc Rudolph Spindler.

SPINDLER'S COLLEGE STATISTICS
DEFENSIVE TACKLES

	Total	Tackles		Sacks	Forced Fumbles	Fumbles Recovered
		Solo	Assists	No.		
1987	106	47	59	1	0	2
1988	23	15	8	2	0	0
1989	73	49	24	4.5	2	0
TOTAL	202	111	91	7.5	2	2

45



LINEBACKER

ROB HINCKLEY

Stanford

HT: 6-4 WT: 241

Born: 7-19-67

D-4a (91st Overall)

The combination of great strength and explosive quickness convinced the Lions to use their first pick in the fourth round to select Rob Hinckley. Hinckley, whose ability to change directions quickly is his greatest asset, totalled 256 career tackles (103 unassisted) and 20½ sacks during his four years at Stanford.

Hinckley was an All-Pac 10 honorable mention his senior season after he registered 39 total tackles, one sack, one forced fumble and a safety. He tallied a season-high 11 tackles in a 18-17 victory over Oregon in '89.

Establishing his defensive dominance, Hinckley led the conference with 13 sacks as a junior when he totalled 108 tackles year. He registered 12 tackles and a sack vs. Oregon and was named Pac-10 Defensive Player-of-the-Week and *Sports Illustrated* National Player-of-the-Week for a superhuman effort vs. UCLA with 20 tackles (17 solos) and 4½ sacks. He received All-America honorable mention by the Associated Press and United Press International as a junior and was also named the Pac 10 Male Athlete of the Year in '88.

A starter in 10 games at left outside linebacker, as a sophomore he finished fourth on the team with 86 tackles. Hinckley also contributed six sacks. He tallied 17 tackles (11 solos) vs. UCLA and 11 hits vs. San Diego State. He was an All-Pac 10 Academic Team honorable mention.

Hinckley played as a reserve at left outside linebacker during his freshman year and recorded 23 tackles.

PERSONAL: Hinckley majored in communications at Stanford. An honor roll student at Walnut Creek's (Ca.) De La Salle HS, he also lettered in basketball and track...Full name is Rob Hinckley.

HINCKLEY'S COLLEGE STATISTICS
DEFENSIVE TACKLES

	Total	Tackles Solo	Assists	Sacks No.	Forced Fumbles	Fumbles Recovered
1985				-Redshirt-		
1986	23	9	14	0.5	0	0
1987	86	25	61	6	0	2
1988	108	53	55	13	2	0
1989	39	16	23	1	1	0
TOTAL	256	103	153	20.5	3	2

42



CORNERBACK

CHRIS OLDHAM

Oregon

HT: 5-9 WT: 183

Born: 10-26-68

D-4b (105th Overall)

Seeking help with pass coverage, the Lions turned to Chris Oldham with their second pick in the fourth round. The draft position was obtained in a 1989 trade which sent TE Pat Carter to the L.A. Rams.

Oldham is an excellent all-around athlete who excels in run support as well as man coverage. He has good acceleration to the ball and possesses outstanding leaping ability. Oldham doubles as a kickoff returner and is a threat to score anytime he fields the ball. He averaged 28.7 yards per return on 42 kickoffs during his collegiate career, including a 99-yard TD vs. USC in '88. He registered 145 career tackles and 13 interceptions.

An All-Pac 10 first team selection his senior season, Oldham also won the Hoffman Award, which is given to Oregon's most outstanding player. He registered 66 tackles (41 solo) and had six thefts for 36 yards playing at the left corner. The six interceptions tied him for the conference lead. Oldham was also one of the nation's premier kickoff returners with a 28.7 yard average on 14 attempts. He set up a score with an 89-yard return vs. Washington State. Defensively, he tallied a season-high 14 tackles vs. Stanford as well as contributing two interceptions and two pass defenses. Oldham was selected as first team All-America by the Football Writers Association and the NFL Draft Report following his senior year. He also earned second team honors from *The Sporting News*.

As a junior, Oldham led the conference and ranked second in the country in kickoff returns with 26 for 764 yards (29.4 avg.). He finished sixth on the squad with 56 tackles (37 solos) and recorded 112 return yards on five interceptions. He was selected as Pac-10 Special Teams Player-of-the-Week vs. Southern California with six kickoff returns for 199 yards (33.2 avg.), including a 99-yard TD. He also tallied eight stops and one interception against the Trojans.

Oldham, playing primarily a reserve role as a sophomore season, finished with 23 tackles (15 solos) and two interceptions. He did start at right corner vs. UCLA, Stanford, California and Arizona State. Oldham did not play during his freshman season.

PERSONAL: Majored in sociology ... Adidas All-America at O. Perry Walker (New Orleans) High ... Played guard on the basketball team and shortstop on the baseball team ... Competed in the long jump in track.

OLDHAM'S COLLEGE STATISTICS

DEFENSIVE TACKLES

	Total	Tackles		Forced Fumbles	Fumbles Recovered
		Solo	Assists		
1987	23	15	8	0	0
1988	56	37	19	1	1
1989	66	41	25	1	1
TOTAL	145	93	52	2	2

KICKOFF RETURNS					
	No.	Yards	Avg.	TD	Long
1987	2	34	17.0	0	17
1988	26	764	29.4	1	99t
1989	14	402	28.7	0	89
TOTAL	145	1,200	28.6	1	99t

87



RECEIVER

JEFF CAMPBELL

Colorado

HT: 5-8 WT: 167

Born: 10-26-69

D-5 (118th Overall)

An exciting receiver with crowd-pleasing whirling moves, Jeff Campbell runs the 40-yard dash in 4.37 seconds. Blessed with good instincts and field vision, he is a fearless receiver in traffic and is willing to take a blow to make a play. Campbell's weaving and spinning style propelled him to Colorado's career school record with 904 punt return yards. He also tied the school mark with 84 punt returns. He had 28 career receptions for 802 yards (28.6 avg.) and one touchdown. An elusive runner, he also darted for 439 yards on 23 carries (19.1 avg.).

Campbell averaged 19.5 yards every time he touched the pigskin during his senior year. As a receiver playing in a wishbone offense, he caught 10 passes for 286 yards and well as rushed five times for 128 yards (25.6 avg.) and one touchdown. Campbell ran a career-long 66 yards on a reverse and caught a pair of passes in a 45-20 trouncing of Colorado State. He caught a career-long 74-yard pass to set up a score vs. Illinois. He earned All-Big Eight honors as a return specialist and second team choice at wide receiver. Campbell also received All-America honorable mention by *The Sporting News*.

Campbell played in every game as a junior, four as a starter. He dashed 74 yards for a TD on a reverse vs. Fresno State in the season opener. The following week, he grabbed four passes for 94 yards in a 24-21 win over Iowa. He had 107 receiving yards on three receptions vs. Oregon State. He owns the school-record with a 90-yard TD catch coming vs. Kansas State.

Campbell joined the team as a walk-on in his freshman season and stepped into the punt return duties when injuries struck the team. He returned 26 punts for 254 yards (9.8 avg.).

PERSONAL: Campbell majored in sociology at Colorado and was a member of the Buff's Academic Starters team. He has the nickname "Soupy." Campbell was a four-year letterman in football, hockey and track at Battle Mountain (Vail, Co.) HS. He also played basketball for one year. A two-time state champion in the 100 and 200-meter dashes, he also was ranked as one of the top 25 prep hockey players in the country...Full name is Jeff Campbell.

continued

127

**CAMPBELL'S COLLEGE STATISTICS
RECEIVING**

	No.	Yards	Avg.	TD	Long
1986	0	0	0	0	0
1987	3	50	16.7	0	17
1988	15	466	31.1	1	90t
1989	10	286	28.6	0	74
TOTAL	28	802	28.6	1	90t

RUSHING

	No.	Yards	Avg.	TD	Long
1986	5	145	29.0	2	41
1987	7	100	14.3	1	31
1988	6	66	11.0	2	74t
1989	5	128	25.6	1	66
TOTAL	23	439	19.1	6	74t

PUNT RETURNS

	No.	Yards	Avg.	TD	Long
1986	26	254	9.8	0	27
1987	20	169	8.5	0	43
1988	13	116	8.9	0	16
1989	25	365	14.6	0	55
TOTAL	84	904	10.8	0	55

34



RUNNING BACK

MAURICE HENRY

Kansas State

HT: 5-11 WT: 220

Born: 3-12-67

D-6 (147th Overall)

Maurice Henry is a remarkably versatile athlete who has the size and strength to be a contributor at S-back. He played defensive end with the Wildcats during his senior year and at outside linebacker in his junior season after beginning his career at Kansas State as a running back. As the finest athlete on the Wildcat roster his senior year, he earned All-America honors from the National Strength & Conditioning Association. As a redshirted freshman, he became the first freshman since 1980 to be chosen as the team's best overall conditioned athlete.

Henry registered 58 tackles (34 unassisted) and six sacks his senior season. He recorded seven six-tackle games and was named Big Eight Defensive Player of the Week with his performance vs. North Texas State where he tallied six tackles, three sacks, forced a fumble and blocked a punt. He exploded for 11 tackles and an eight-yard sack vs. Iowa State. He also received All-Big Eight honors as a senior.

Henry showed his versatility his junior year as a performer at linebacker. In his first year playing defense, he had 100 tackles (44 solo) and six sacks. He was only one of seven conference players to register more than 100 tackles. Henry recorded 11 tackles vs. Missouri. He posted 13 tackles and a two-yard sack vs. Iowa State. He tallied a season-high 15 tackles and a fumble recovery vs. Tulane. Henry was in on 14 tackles vs. Iowa. He earned second team All-Big Eight honors as a junior.

Henry rushed for 195 yards and three touchdowns on 62 carries (3.1 avg.) during his first two college seasons. He gained 166 yards and had three touchdowns on 46 carries (3.6) and also caught three passes for 26 yards. He rushed for a career-high 73 yards on 18 carries, including a 16-yard TD vs. Tulsa.

Henry played in four games as a freshman before breaking a bone in his right foot. He started one contest prior to missing the final seven games. He gained 29 yards on 16 attempts.

PERSONAL: Henry majored in social science at Kansas State. He lettered in track and basketball as an honor roll student at Central (Salina, Kan.) HS. Henry captained the team that won the state finals and participated in the 100-meter dash and the long jump...Full name is Maurice Eugene Henry.

HENRY'S COLLEGE STATISTICS
RUSHING

	No.	Yards	Avg.	TD	Long
1986	16	29	1.8	1	7
1987	46	166	3.6	2	19
TOTAL	62	195	3.1	3	19

TACKLES

	Tackles			Sacks	Forced Fumbles	Fumbles Recovered
	Total	Solo	Assists	No.		
1988	100	44	56	6	0	1
1989	58	34	24	6	1	0
TOTAL	158	78	80	12	1	1

1989 DRAFT SUCCESS

Of the 12 Lions' draft choices in 1989, nine were with the club at season's end: Barry Sanders, John Ford, Mike Utley, Ray Crockett, Lawrence Pete, Rodney Peete, Jason Phillips, Keith Karpinski and James Cribbs, who was signed by the Packers in the off-season as a Plan B free agent.

99



OUTSIDE LINEBACKER/DEFENSIVE END

TRACY HAYWORTH

Tennessee

HT: 6-2 WT: 250

Born: 12-18-67

D-7 (174th Overall)

Tracy Hayworth is a big-play performer whose ability to pressure the passer is one of his biggest assets. He has played well both at outside linebacker and defensive end and has good pursuit ability. Hayworth accounted for 154 career tackles (93 unassisted) and 12½ sacks.

Hayworth received second team All-Southeastern Conference recognition following his senior season, while starting every game at right defensive end. He tallied 62 tackles (36 unassisted) with 4½ sacks and one fumble recovery in his final year, including a 10-tackle effort vs. Georgia.

Starting at outside linebacker as a junior year, Hayworth registered five-tackle games vs. Duke, LSU, Auburn and Boston College. He totalled 56 tackles (29 unassisted) and one sack.

Hayworth, as a sophomore reserve linebacker, led the club in sacks with seven. He posted 31 tackles (27 unassisted) and batted down a pass. He contributed six tackles and two sacks vs. Colorado State.

Originally slated to be redshirted as a tight end his freshman year, Hayworth was moved to linebacker after injuries depleted the linebacking corps. Hayworth recovered a fumble on his first defensive series vs. Memphis State.

PERSONAL: Hayworth majored in industrial arts at Tennessee. He played linebacker, tailback, defensive end and strong safety at Franklin County (Tenn.) HS. He also lettered in basketball and baseball.

HAYWORTH'S COLLEGE STATISTICS DEFENSIVE TACKLES

	Tackles			Sacks	Forced	Fumbles
	Total	Solo	Assists	No.	Fumbles	Recovered
1986	5	1	4	0	0	1
1987	31	27	4	7	0	0
1988	56	29	27	1	0	0
1989	62	36	26	4.5	0	1
TOTAL	154	93	61	12.5	0	2

NUMBER ONES

Seven former number one draft choices are on the Lions' 1990 roster: Jimmy Williams (Lions, '82), Terry Taylor (Seahawks, '84), Lomas Brown (Lions '85), Kevin Brooks (Cowboys, '85), Bennie Blades (Lions, '88), Barry Sanders (Lions, '89), and Andre Ware (Lions, '89).

86



WIDE RECEIVER

WILLIE GREEN

Mississippi

HT: 6-2 WT: 179

Born: 4-2-66

D-8a (194th Overall)

A tall, swift receiver, Willie Green perfectly fits the Silver Stretch offense as a wideout. Precise with the running of his routes, he has the quickness to go deep or the ability to cut sharply into the open field. With 127 catches, he finished his career second on the Rebels' all-time reception list and one shy of the all-time leader. Green also finished second with 12 career touchdown receptions. He caught at least one pass in every game, extending his Rebel record to 36 consecutive games. He runs a 4.5 40-yard dash and has a 32-inch vertical leap.

Green caught 41 passes for 816 yards (19.9 avg.) and three touchdowns in his senior year. He had five games with at least five receptions in 1989. He scorched Georgia for 161 yards on six receptions in a Rebel 17-13 victory. His efforts earned him second team All-Southeastern Conference by the Associated Press and All-America honorable mention by *The Football News*.

The team's leading receiver, Green caught 38 passes for 648 yards (17.1 avg.) and four TDs as a junior. He played in every game and started six contests during his sophomore season. His best game as a sophomore was vs. Tennessee with eight receptions for 130 yards and a 54-yard TD.

Green caught 13 passes for 222 yards (17.0 avg.) as a freshman. He earned first team Freshman All-America by *Football News*.

PERSONAL: Green majored in management at Mississippi. He lettered twice in football and baseball at Clarke Central (Ga.) HS. He transferred to Tennessee Military Academy his senior year and set school records with 92 receptions for 1,875 yards and 17 TDs...Full name is Willie Aaron Green.

GREEN'S COLLEGE STATISTICS

	No.	Yds.	Avg.	TD	Long
1986	13	222	17.0	2	45
1987	34	588	17.3	3	56
1988	38	648	17.1	4	52
1989	41	816	19.9	3	53
*Bowl	5	72	14.4	0	-
TOTAL	126	2,274	18.0	12	56

*Liberty Bowl

69**TACKLE****ROMAN FORTIN**

San Diego State
HT: 6-5 WT: 270
Born: 2-26-67
D-8b (203rd Overall)

Slated to compete at center for the Lions, Roman Fortin started 29 consecutive games while playing guard, tackle and tight end during his career. He anchored an offensive line, at left tackle, which set a school record with 5,610 yards in total offense his senior year. He registered six pancakes as the Aztecs gained 659 yards in a 38-27 dumping of Utah. His efforts earned him All-WAC honors. Three times he was selected to the All-WAC Academic team.

Fortin started every game during his junior year at the weakside guard. He scored seven knockdown blocks vs. Brigham Young. His academic prowess earned him All-WAC Academic Team honors.

Fortin cracked the San Diego State lineup at guard in the seventh game of his sophomore season vs. Stanford. He began his Aztec career as a tight end, but moved to tackle in 1987 while performing for the scout team. Originally recruited by Oregon State, he transferred to San Diego State in 1986.

The Lions acquired the first pick on the eighth round in a 1989 trade which sent RB Paul Palmer to Dallas.

PERSONAL: Fortin majored in accounting at San Diego State. He was a three-year starting quarterback at Ventura (Ca.) HS. His given name is Roman Brian Fortin.

72**TACKLE****JACK LINN**

West Virginia
HT: 6-5 WT: 278
Born: 6-10-67
D-9 (229th Overall)

Jack Linn was the mainstay on the Mountaineer offensive line at left tackle as a senior. A determined drive and trap blocker, he is expected to play the left side of the line with the Lions. He knocked down two defenders on a West Virginia touchdown run vs. Boston College as the Mountaineers racked up 320 rushing yards. Linn earned All-Eastern College Athletic Conference honors as a first-year starter in 1989.

Linn was named "Offensive Champion" for his blocking performance in the second half of a 62-14 destruction of Bowling Green in the '88 season opener. He also played guard and center early in his career. Linn participated in the Gator, Fiesta and Sun Bowls while at West Virginia. He was redshirted as a freshman in 1985.

PERSONAL: Linn was a physical education major at West Virginia. He was an All-Scholastic selection and an offensive guard at Freedom (Rochester, Pa.) HS. He also lettered in basketball...Full name is Jack Laroy Linn Jr.

19



RECEIVER

BILL MILLER

Illinois State

HT: 5-10 WT: 180

Born: 6-28-67

D-10 (258th Overall)

Finishing his career as Illinois State's second all-time leading receiver with 112 catches Bill Miller was the Lions' 10th-round pick. He netted 1,401 yards and eight touchdowns. Miller, a second team All-Gateway selection in 1989, also doubled as a punt and kickoff returner. He had 27 career punt returns for 167 yards (6.2 avg.) and 46 career kickoff returns for 927 yards (20.2 avg.). Miller was a member of the ISU Athletic Director's Honor Roll.

Miller, caught 28 passes for 389 yards (13.9 avg.) as a senior. He returned six kickoffs for 108 yards (18.0 avg.). He caught six passes for 81 yards in a 21-17 victory over Southern Illinois.

For the second consecutive year, Miller led the team in receiving as a junior with 45 receptions for 444 yards and three TDs. He caught six passes for 71 yards vs. Missouri-Rolla and nine for 56 yards and one TD vs. Western Kentucky.

Miller paced the Redbirds with 26 receptions for 363 yards (14.0 avg.) and one TD as a sophomore. He snarred eight passes for 108 yards and a 23-yard TD vs. Western Illinois.

PERSONAL: Miller majored in speech communications at ISU. He lettered in football and track at North Side (Ft. Wayne, Ind.) HS. His given name is William Edward Miller.

MILLER'S COLLEGE STATISTICS
RECEIVING

	No.	Yards	Avg.	TD	Long
1985			--Redshirt--		
1986	13	205	15.8	2	42
1987	26	363	14.0	1	38
1988	45	444	9.9	3	39
1989	28	389	13.9	2	42
TOTAL	112	1,401	13.9	2	42

LIONS' RETIRED NUMBERS

Five uniform numbers officially have been retired by the Lions, saluting the contributions made by the last player who wore the respective numbers:

7 Earl "Dutch" Clark
37 Doak Walker
22 Bobby Layne

56 Joe Schmidt
85 Chuck Hughes



FULLBACK

REGINALD WARNSLEY

Southern Mississippi

HT: 5-10 WT: 215

Born: 4-5-68

D-11 (285th Overall)

A strong, bruising runner, Reginald Warnsley is well-acquainted with carrying the load in a one-back system. He was a two-year starter for the Eagles. A tough, inside runner, Warnsley rushed for 928 career yards on 109 carries (4.1 avg.) and three TDs. He also had in 42 catches for 348 yards (8.3 avg.) and one touchdown.

As the main cog in the Eagles' single-set offense, Warnsley rushed for 445 yards on 109 carries (4.1 avg.) and one touchdown in his final season. He also caught 24 passes for 216 yards (9.0 avg.) He rushed for 101 yards on 15 attempts vs. Mississippi State in '89.

Warnsley made a sensational 69-yard TD run, breaking five tackles enroute to the end zone vs. Florida State as a sophomore...Did not play as a freshman.

PERSONAL: Warnsley was a communications major at Southern Mississippi. He was a All-State fullback at Bay Springs (Miss.) HS...Full name is Reginald Warnsley.

WARNSLEY'S COLLEGE STATISTICS
RUSHING

	No.	Yards	Avg.	TD	Long
1987	57	229	4.0	1	69t
1988	61	254	4.2	1	20
1989	109	445	4.1	1	39
TOTAL	227	928	4.1	3	69t

RECEIVING

	No.	Yards	Avg.	TD	Long
1987	4	42	10.5	0	14
1988	14	90	6.4	1	23
1989	24	216	9.0	0	28
TOTAL	42	348	8.3	1	28

8



WIDE RECEIVER

ROBERT CLAIBORNE

San Diego State

HT: 5-10 WT: 175

Born: 7-10-67

D-12 (313th Overall)

A smooth, possession-type receiver, Robert Claiborne caught 81 passes for 1,312 yards (16.2) and nine touchdowns during his college career at San Diego State.

Claiborne caught 55 passes for 938 yards (17.1 avg.) and three touchdowns his senior year, including nine receptions for 117 yards and one TD vs. Utah. He also tallied seven catches for 144 yards and one TD vs. Hawaii and seven for 157 yards and a 57-yard TD vs. New Mexico. He received All-WAC honorable mention in '89.

Claiborne, who was redshirted in 1988 due to a plethora of receivers and a hamstring pull, became a starter in 1987. Prior to his three-year stint with the Aztecs, Claiborne played at Southwestern Community College as a sophomore and at Grossmont JC as a freshman.

PERSONAL: Claiborne majored in business at San Diego State. As a prep standout at Mount Miguel (Spring Valley, Ca.), he also lettered in baseball and track...Full name is Robert Claiborne.

CLAIBORNE'S COLLEGE STATISTICS

RECEIVING

	No.	Yards	Avg.	TD	Long
1987	26	374	14.4	4	56
1989	55	938	17.1	5	57
TOTAL	81	1,312	16.2	9	57

1991 NFL DRAFT

The 56th Annual NFL (Draft) Selection Meeting will be April 21-22, 1991, in New York City.



ROOKIE FREE AGENTS AND OTHERS WITH PRO EXPERIENCE

Tim Broady (Safety/1st Year/Ht: 6-0/Wt: 210/Murray State) Attended the Seahawks' camp in '89 ... Was two-time honorable mention All-Ohio Valley Conference selection for Murray State ... Had 12 career interceptions including five his senior season ('88) ... A Madisonville, Kentucky native who starred in football (All-State), basketball (MVP) and track at North Hopkins H.S. ... Born: 2-20-66

Willie Burks (Defensive Tackle/Rookie/Ht: 6-3/Wt: 280/Georgia Tech) Collected 194 career tackles, 16 sacks for -89 yards, recovered six fumbles, forced four fumbles and picked off one pass for the Yellow Jackets ... Has also played nose tackle ... Majored in management ... Prepped at Dothan (Alabama) HS and was named to the Orlando Sentinel's All-South team as a senior ... Also lettered twice in track ... Earned the moniker "Bam Bam" after being the lone survivor in a high school one-on-one drill ... Born 6-28-66

Delmar Chesley (Linebacker/Rookie/Ht: 6-2/Wt: 235/Southern California) Led the Trojans in tackles as a senior with 124 as the weakside linebacker ... Topped double figures five times, including a team-high 15 vs. Illinois ... Concluded his career with 334 tackles, six passes defended and three INTs ... An All-America linebacker and tight end at Anacostia (Washington, D.C.) High ... Has seven brothers and three sisters ... Each of his brothers have received athletic scholarships to Division I universities ... Born 1-13-66

Leon Cole (Defensive Line/1st Year/Ht: 6-5/Wt: 265/Texas A&M) A two-year letterman at defensive end ... Registered 93 total tackles during his Aggie career ... A junior college All-America at Dixie Junior College in Salt Lake City ... Majored in physical education ... Earned two letters in football at East Orange (N.J.) High ... Born 11-8-65

Steve Collier (Tackle/2nd Year/Ht: 6-7/Wt: 340/Bethune Cookman) After free agent tryouts with the Browns ('85) and the Chargers ('86), Collier was signed as a replacement player for the 1987 Packers ... Played 10 games (six starts) for the Packers in '87 and active for one game in '88 but spent most of that season on injured reserve ... A Plan B signee by the Jets in '89 but was released during training camp ... A Chicago native, Collier was All-League and Little All-America defensive end at Bethune Cookman as a senior ('84) ... Born 4-19-63

Ken Dawson (S-Back/Rookie/Ht: 6-0/Wt: 230/Appalachian State) Outstanding blocker ... Was the blocking back for (current Atlanta Falcons' star) John Settle who rushed for over 1,800 yards for ASU in '86 ... Played on two Southern Conference Championship teams ('86-'87) including the '87 team that went to the NCAA Division I-AA Semi-Finals ... Rushed for 628 yards (144 attempts), caught 31 passes for 331 yards and scored seven total TDs in college ... A Dean's list student with a degree in criminal justice ... Leading rusher last year for the Charlotte Barons in minor league football ... A Chesapeake, Virginia native who as an All-Stater for Great Bridge H.S. ... Born: 8-15-66

Jim DuBose (Linebacker/Rookie/Ht: 6-3/Wt: 235/Wake Forest) Emerged as leader on defense during his senior season ... Registered 148 career tackles, five INTs, three fumble recoveries and two forced fumbles ... Runs a 4.7 40-yard dash ... Majored in speech communications ... A multi-talented performer at Northeast Guilford (N.C.) High ... Played linebacker, defensive back, defensive end, tight end, quarterback and running back there ... Selected as the MVP of the basketball squad ... Born 12-4-66

Mike Farr (Wide Receiver/Rookie/Ht: 5-10/Wt: 192/UCLA) A deep threat with sure hands, Farr was one of the strongest members of the Bruin team ... Set a Bruin record for receivers with a three-lift (bench, squat and clean) total of 1,047 ... Caught 124 career passes for 1,497 yards (12.1 avg.)

and two TDs ... Hauled in 30 passes for 471 yards in his senior season ... His father, Mel Sr. is a former All-Pro Lion and Bruin running back ... Also follows his brother, Mel Jr., in the UCLA tradition ... Mel Jr. currently plays with the L.A. Rams ... A sociology major at UCLA with a business administration specialization ... Was an All-State selection at Brother Rice (Birmingham, Mich.) HS ... Also lettered twice in track ... Born 8-8-67

Troy Faunce (Punter/Rookie/Ht: 6-1/Wt: 200/Kansas State) Joined the Wildcats as a walk-on ... Booted 153 punts for 6,226 yards (40.6 avg.) ... A GTE/CoSIDA Academic All-America selection ... A marketing management major ... Transferred from Graceland College in Lamoni, Iowa ... An All-District QB and punter as a senior at Kearney High School ... Earned two letters in basketball and track ... Once exploded for 42 points ... Born 1-11-64

Eddie Grant (Center/Rookie/Ht: 6-2/Wt: 270/Arizona State) A starter at center his senior year, Grant also saw action at guard ... Handled the long-snapping chores on both the punt and place-kicking units ... Selected as the Sun Devil's outstanding freshman in 1986 ... Majored in sociology ... Prepped at Norman (Oklahoma) High ... Born 8-15-67

Mark Hofland (Tackle/Rookie/Ht: 6-7/Wt: 285/Maryland) Played right tackle before moving to the left side during his senior season ... One-on-one pass blocking is his forte ... Led the blocking as the Terps averaged 228.2 passing yards per game ... Joined the squad as a walk-on ... Majored in economics ... All-District defensive tackle at Albermarle (Charlottesville, Va.) HS ... Also lettered in basketball and lacrosse ... Born 6-16-67

David Holmes (Defensive Back/1st Year/Ht: 6-2/Wt: 192/Syracuse) A fourth round (92nd overall) draft choice by Miami in 1989 ... Released in the final cutdown ... Signed by the CFL's Hamilton Tiger Cats on 10-22-89 and assigned to the non-active roster ... Registered 141 career tackles, six interceptions and 18 passes defended at Syracuse ... Born 7-8-66

Wilson Hoyle (Kicker/Rookie/Ht: 5-10/Wt: 168/Wake Forest) The Deacons' all-time leading scorer with 230 points ... Connected on 119-of-121 PATs and 37-of-53 FGs ... Concluded his career with 60 consecutive PATs ... Owns 10 Wake Forest kicking and scoring records ... Originally a third-string walk-on candidate ... Majored in economics ... Lettered in four sports at Vance (Henderson, NC) High ... Born 12-6-66

Erik Kramer (Quarterback/2nd Year/Ht: 6-1/Wt: 195/North Carolina St.) Spent the past two seasons in the CFL ... Missed the 1989 season due to a knee injury sustained in the Calgary Stampeders' training camp ... Connected on 62-of-153 passes for 964 yards, five TDs and 13 INTs in five '88 games ... Played in three replacement games with the Atlanta Falcons in 1988 ... He passed for 559 yards (45-of-92), four TDs and five INTs ... The 1986 ACC Player of the Year at N.C. State ... Spent two seasons at Pierce Junior College in California ... Prepped at Burroughs (Burbank, Ca.) HS ... Born 11-6-64

George Linberger (Center-Guard/Rookie/Ht: 6-3/Wt: 265/Toledo) A three-year starter at center for the Rockets ... Started 27 of 29 games in his career ... Named "Offensive Champion" vs. Kent State and Northern Illinois in '87 ... Owns a 420-pound bench press ... Majored in communications ... Caught 30 passes and seven touchdowns in two seasons at Chardon (Oh.) High ... Also posted a 41-11 wrestling mark and qualified for the regionals ... Born 1-23-67

Kip Lewis (Wide Receiver/Rookie/Ht: 5-10/Wt: 170/Arizona) Started 23 consecutive games for the Wildcats ... Recorded 20 career receptions for 275 yards (13.8 avg.) and two TDs ... A communications major at Arizona ... An All-Northern California selection at St. Francis (Mountain View, Ca.) HS ... Father, Sherman Sr., is the running backs coach with the San Francisco 49ers ... Born 2-6-67

Pat Marlatt (Defensive End/1st Year/Ht: 6-5/Wt: 270/West Virginia) Played in every game as a junior and senior ... Registered 48 career tackles (29 solo) and two sacks ... A contributor on special teams ... Prepped in Princeton, New Jersey ... Born 5-3-66

Chuck Miller (Defensive Back/2nd Year/Ht: 5-10/Wt: 180/UCLA) Has seven career NFL tackles and two passes defended ... Drafted on the eighth round (200th overall) in the 1987 draft by Indianapolis

... Missed the '87 season with a hairline leg fracture in training camp ... Played in three games with one start at LCB vs. Buffalo (12-18) in '88 ... Missed 13 games in '88 due to a shoulder injury sustained in training camp ... Has a 36-inch verticle leap ... A political science major at UCLA...Born: 5-9-65

M.J. Nelson (Wide Receiver/Rookie/Ht: 5-9/Wt: 155/Colorado) A triple threat to catch, run or return ... Has played both receiver and running back during his four-year career at Colorado ... Registered 18 career receptions for 434 yards (24.1 avg.) ... Rushed 12 times for 112 yards (9.3 avg.) ... Returned 51 kickoffs for 1,198 yards (23.5 avg.) and two punts for 64 yards (32.0 avg.) ... Majored in sociology ... Named All-Ventura County at Simi Valley (Cal.) HS ... Competed in the 100 and 200 meter dashes and a member of the 440 and mile relay teams ... Born 1-27-68

Mark Nua (Tackle/Rookie/Ht: 6-7/Wt: 330/Hawaii) A native of Auckland, New Zealand, Nua did not play football until his freshman year in college ... Vikings' Al Noga (brother to Lions' Niko Noga) was a teammate at Hawaii ... Two-time All-WAC and named honorable mention All-America as a senior ... Born 12-12-64

Scott Parker (Guard/Rookie/Ht: 6-5/Wt: 275/West Virginia) Lettered three seasons at WVU ... Started at left guard as a senior ... Selected as the "Gridiron Gladiator" for his outstanding all-around dedication ... His brother Chris, a former WVU defensive tackle, was an eighth-round pick by the Lions in the '89 draft ... Born 5-2-67

Gary Richard (Cornerback/2nd Year/Ht: 5-10/Wt: 176/Pittsburgh) Possesses a great deal of strength considering his size ... Originally drafted by Green Bay in the seventh round (173rd overall) in the 1988 college draft ... Has good bump-and-run coverage ... Registered 10 tackles in '88 before suffering a season-ending ankle injury in Week 10 ... Appeared in 10 games in '88 ... Signed as a Plan B free agent by Pittsburgh in 1989 ... Was a casualty in the final 47-man roster cutdown ... Did not play in 1989 ... Second-team All-America selection by the Poor Man's Guide to the NFL Draft and third team honors by *College & Pro Football Newsweekly* while at Pittsburgh ... Majored in communications ... Transferred from Bakersfield (CA) Junior College ... Two-time All City defensive back at East Denver (CO) HS ... His 98-yard interception return is the longest in Colorado state playoff history ... Also lettered in track and baseball ... Born 10-9-65

Derrell Robertson (Defensive End/Ht: 6-7/Wt: 245/Mississippi State) Rangy defensive performer who blossomed in the second half of his junior season ... Registered 131 tackles and two sacks in his two years at Mississippi State ... Transferred from Cisco Junior College where he set a school record with nine sacks as a sophomore ... Majored in physical education ... A three-year standout at Winona (Tex.) High as a defensive end, guard and tackle ... Lettered three times in basketball and was first team All-District ... Born 9-22-67

Davis Smith (Wide Receiver/Rookie/Ht: 5-4/Wt: 150/Texas Southern) A two-year starter at Texas Southern ... Totalled 98 career receptions for 1,079 yards (11.0 avg.) ... Led the Tigers in punt and kickoff returns in three of his four seasons ... Recorded 47 punt returns for 491 yards (10.4 avg.) and 95 kickoff returns for 1,498 yards (15.8 avg.) ... Signed with the CFL's Saskatchewan Roughriders in '89 and was released prior to the regular season... Born: 3-27-67

Eric Towe (Offensive Line/Rookie/Ht: 6-5/Wt: 275/Eastern Michigan) A local product, Towe prepped at Edsel Ford (Dearborn, Mich.) High and earned All-City honors his senior year ... Started three games as a junior before a suffering a season-ending knee injury vs. Kent State ... Named "Mr. Tenacity" as the top offensive lineman vs. Akron (9-19-86) ... Was selected as the MVP of his high school basketball team and also earned All-City honors ... Born 3-2-67

Mike Williams (Linebacker/Rookie/Ht: 6-4/Wt: 225/Southern California) A two-year starter at outside linebacker, he was an All-Pac 10 honorable mention choice ... Registered 175 career tackles and 10 passes defended ... Recorded 11 tackles vs. Illinois and nine vs. Washington State in '89 ... Prepped as a defensive end and an offensive tackle at Pinkston (Dallas, Tex.) High ... His nickname is "Tex" ... Born 2-11-67.



**1989 SEASON
IN REVIEW**

**1989 SEASON
IN REVIEW**

**1989 SEASON
IN REVIEW**

**1989 SEASON
IN REVIEW**

**1989 SEASON
IN REVIEW**

**1989 SEASON
IN REVIEW**

**1989 SEASON
IN REVIEW**

**1989 SEASON
IN REVIEW**

**1989 SEASON
IN REVIEW**

**1989 SEASON
IN REVIEW**

1989 LIONS' OFFENSIVE STATISTICS

(Sixteen Games)

RESULTS and ATTENDANCE (7-9-0)

Lost	DETROIT	13	PHOENIX	16	(36,735)
Lost	DETROIT	14	at N. Y. Giants	24	(76,021)
Lost	DETROIT	27	CHICAGO	47	(71,418)
Lost	DETROIT	3	PITTSBURGH	23	(43,804)
Lost	DETROIT	17	at Minnesota	24	(55,380)
Won	DETROIT	17	at Tampa Bay	16	(46,225)
Lost	DETROIT	7	MINNESOTA	20	(51,579)
Lost (OT)	DETROIT	20	at Green Bay	23	(53,731)
Lost	DETROIT	31	at Houston	35	(48,056)
Won	DETROIT	31	GREEN BAY	22	(44,324)
Lost	DETROIT	7	at Cincinnati	42	(55,720)
Won	DETROIT	13	CLEVELAND	10	(65,624)
Won	DETROIT	21	NEW ORLEANS	14	(38,550)
Won	DETROIT	27	at Chicago	17	(52,650)
Won	DETROIT	33	TAMPA BAY	7	(40,362)
Won	DETROIT	31	at Atlanta	24	(7,792)

TEAM STATISTICS

	DETROIT	Opponents
TOTAL FIRST DOWNS	274	314
Rushing	117	98
Passing	139	189
Penalty	18	27
3rd Down: Made/Attempts	63/189 33%	83/220 38%
4th Down: Made/Attempts	8/13 62%	10/14 71%
TOTAL NET YARDS	4992	5537
Average Per Game	312.0	346.1
Total Plays	928	1064
Average Per Play	5.4	5.2
NET YARDS RUSHING	2053	1621
Average Per Game	128.3	101.3
Total Rushes	421	454
NET YARDS PASSING	2939	3916
Average Per Game	183.7	244.8
Tackled/Yards Lost	57/343	40/277
Gross Yards	3282	4193
Attempts/Completions	450/229	570/370
Percent of Completion	50.9	64.9
Had Intercepted	24	16
PUNTS/AVERAGE	83/42.6	80/41.2
NET PUNTING AVERAGE	36.0	31.8
PENALTIES/YARDS	121/977	107/993
FUMBLES/BALL LOST	37/24	28/16
TOUCHDOWNS	36	42
Rushing	23	18
Passing	11	19
Returns	2	5
TIME OF POSSESSION	420:14	541:27
Average Per Game	26:15	33:50
AVERAGE POINTS PER GAME	19.5	22.8

SCORE BY PERIODS

	1	2	3	4	OT	Total
LIONS' TOTAL	68	108	65	71	0	312
Opponents Total	29	156	89	87	3	364

SCORING

	TDR	TDP	TDRt	PAT	FG	S	TP
Murray				36-36	20-21		96
Sanders, B	14						84
Johnson		8					48
Gagliano	4						24
Peete	4						24
Clark		2					12
Hipple	1						6
White			1				6
Holmes			1				6
Phillips			1				6
LIONS' TOTAL	23	11	2	36-36	20-21	1	312
Opponents Total	18	19	5	41-42	23-32	1	364

FIELD GOALS

	1-19	20-29	30-39	40-49	50+	Total
Murray	0-0	3-3	8-9	8-8	1-1	20-21
LIONS' TOTAL	0-0	3-3	8-9	8-8	1-1	20-21
Opponents Total	0-0	11-12	7-9	5-10	0-1	23-32
Murray (30,23); (1); (40,48); (37); (50); (28); (1); (42,34x,46); (47); (45); (1); (39,35); (1); (45,28); (33,43,35,36); (39)						

RUSHING

	No.	Yds.	Avg.	LG	TD
Sanders, B	280	1470	5.3	34	14
Gagliano	41	192	4.7	19	4
Peete	33	148	4.5	14	4
Paige	30	105	3.5	16	0
Painter	15	64	4.3	9	0
Johnson	12	38	3.2	14	0
Gray	3	22	7.3	14	0
Hipple	2	11	5.5	10	1
Brown, L	1	3	3.0	3	0
Long	3	2	0.7	6	0
McDonald	1	-2	-2.0	-2	0
LIONS' TOTAL	421	2053	4.9	34	23
Opponents Total	454	1621	3.6	53t	18

"x" Denotes Field Goal Missed

RECEIVING

	No.	Yds.	Avg.	LG	TD
Johnson	70	1091	15.6	75t	8
Clark	41	748	18.2	69	2
Phillips	30	352	11.7	55t	1
Stanley	24	304	12.7	37	0
Sanders, B.	24	282	11.8	46	0
Mobley	13	158	12.2	30	0
McDonald	12	138	11.5	24	0
Ford	5	56	11.2	37	0
Painter	3	41	13.7	27	0
Gray	2	47	23.5	30	0
Johnson	2	29	14.5	22	0
Paige	2	27	13.5	15	0
Chadwick	1	9	9.0	9	0
LIONS' TOTAL	229	3282	14.3	75t	11
Opponents Total	370	4193	11.3	69t	19

INTERCEPTIONS

	No.	Yds.	Avg.	LG	TD
Holmes	6	77	12.8	36	1
Williams, J.	5	15	3.0	9	0
Gibson	1	10	10.0	10	0
Crockett	1	5	5.0	5	0
White	1	0	0.0	0	0
Noga	1	0	0.0	0	0
Taylor	1	0	0.0	0	0
LIONS' TOTAL	16	107	6.7	36	1
Opponents Total	24	447	18.6	90t	3

PUNTING

	No.	Yds.	Avg.	TB	In20	LG	Blk.
Arnold	82	3538	43.1	9	15	64	1
Team	1	0	0.0	0	0	0	0
LIONS' TOTAL	83	3538	42.6	9	15	64	1
Opponents Total	80	3293	41.2	9	22	58	0

PUNT RETURNS

	No.	FC	Yds.	Avg.	LG	TD
Stanley	36	4	496	13.8	74	0
Gray	11	2	76	6.9	15	0
Woods	0	1	0	0.0	0	0
Miller	0	1	0	0.0	0	0
LIONS' TOTAL	47	8	572	12.2	74	0
Opponents Total	46	12	373	8.1	30	0

KICKOFF RETURNS

	No.	Yds.	Avg.	LG	TD
Gray	24	640	26.7	57	0
Palmer	11	255	23.2	62	0
Stanley	9	95	10.6	19	0
Sanders, B.	5	118	23.6	43	0
Alexander	5	100	20.0	25	0
Woods	2	28	14.0	15	0
Dallafor	2	13	6.5	13	0
Painter	1	14	14.0	14	0
Crockett	1	8	8.0	8	0
LIONS' TOTAL	60	1271	21.2	62	0
Opponents Total	65	1037	16.0	99t	1

PASSING

	Att.	Comp.	Yds.	Pct.	Avg./Att.	TD	%TD	Int.	%Int.	LG	Sack/Yds.	Rating
Gagliano	232	117	1671	50.4	7.20	6	2.6	12	5.2	75t	25/145	61.1
Peete	195	103	1479	52.8	7.58	5	2.6	9	4.6	69	27/172	67.2
Hipple	18	7	90	38.9	5.00	0	0.0	3	16.7	30	5/26	15.8
Long	5	2	42	40.0	8.40	0	0.0	0	0.0	37	0/0	70.4
LIONS' TOTAL	450	229	3282	50.9	7.29	11	2.4	24	5.3	75t	57/343	60.8
Opponents Total	570	370	4193	64.9	7.36	19	3.3	16	2.8	69t	40/277	86.2

TEN LIONS IN PRO FOOTBALL'S HALL OF FAME

(Located in Canton, Ohio)

JACK CHRISTIANSEN: Player 1951-58; Elected 1970

EARL (DUTCH) CLARK: Player 1934-38; Elected 1963 (charter member)

BILL DUDLEY: Player 1947-49; Elected 1966

JOHN HENRY JOHNSON: Player 1957-59; Elected 1987

DICK (NIGHT TRAIN) LANE: Player 1960-65; Elected 1974

YALE LARY: Player 1952-53, 57-64; Elected 1979

BOBBY LAYNE: Player 1950-58; Elected 1967

JOE SCHMIDT: Player 1953-65; Elected 1973

DOAK WALKER: Player 1950-55; Elected 1986

ALEX WOJCIECHOWICZ: Player 1938-46; Elected 1968

1989 LIONS' DEFENSIVE STATISTICS

(Unofficial, Sixteen Games)

Player Name	TACKLES			Sacks/Yards	Ints/Yards	Pass Def.	FUMBLES		BLOCKED			TDs	Safe
	Total	Solo	Asst.				Force	Recover	PATs	FGs	Punts		
Spielman	125	89	36	4.5/30		1	1	2					
Blades	100	81	19			8	2	1					
Williams, J	95	81	14	3.5/22	5/15	9	2	1					
White	81	64	17	1.0/4	1/0	4	2						
Ball	73	62	11	9.0/64		1		3					
Holmes	69	61	8		6/77	15	1					1	
Taylor	57	45	12		1/0	6	1	1					
Williams, E	50	42	8	6.0/49		3	1						
Jones	50	35	15				1	2					
Crockett	46	34	12		1/5	2		1					
Griffin	42	33	9	0.5/1		4							
Brooks	39	31	8	2.0/7			1	1					
Cofer	34	27	7	9.5/60									
Jamison	33	27	6	2.0/18		1							
Gibson	29	25	4		1/10	1		3					
Alexander	24	22	2			6							
Caston	23	23					1						
Noga	18	16	2		1	2	1						
Paige	14	14											
Karpinski	14	13	1										
Painter	13	12	1										
Miller	9	9						1					
Green	8	5	3										
Pete	6	6		1.0/10									
Brown, M	5	5											
Johnson	5	5											
Sanders, E	5	4	1										
McNorton	4	3	1	1.0/12		2							
Johnson	3	3											
Gray	3	3											
Clark	3	3											
Phillips	3	3											
Sanders, B	3	3											
Ferguson	3	2	1										
Gagliano	2	2											
Brown, L	2	2											
Andolsek	2	2											
Ford	2	2											
Cribbs	2	1	1										
Dallafior	1	1											
Salem	1	1											
Arnold	1	1											
Glover	1	1											
Stanley	1	1											
Peete	1	1											
Utley	1	1											
LIONS' TOTAL	1106	907	199	40.0/277	16/107	65	14	16				1	
Opponents Total	882	760	122	57.0/343	24/447	77	20	24			1	4	1

DETROIT SPECIAL TEAMS TACKLES

Player Name	Tackles	Player Name	Tackles
Caston	19	Alexander	3
Paige	14	McNorton	2
Karpinski	14	Jamison	2
Painter	13	Jones	2
Noga	7	Ford	2
Griffin	6	Williams, J	1
Crockett	6	Johnson	1
Miller	6	Arnold	1
Sanders, E	5	White	1
Johnson	3		

1989 GAME-BY-GAME DEFENSIVE STATISTICS

(Code: solo/assists/sacks)

Player	PHOE	NYG	CHI	PITT	@ MINN	@ TBAY	@ MINN	@ GBAY	@ HOU	GBAY	CIN	CLE	N.O.	@ CHI	TBAY	@ ATL
Alexander	--	--	--	--	--	--	--	--	5-1-0	1-0-0	0-0-0	0-0-0	1-0-0	8-0-0	1-0-0	6-0-0
Andolsek	--	1-0-0	--	--	--	--	--	--	--	1-0-0	--	--	--	--	--	--
Arnold	--	1-0-0	--	--	--	--	--	--	--	--	--	--	--	--	--	--
Bali	4-0-0	4-1-5	4-1-0	6-0-0	4-4-5	4-0-0	4-0-2	2-0-0	6-1-0	4-0-2	2-1-0	3-0-1	2-2-0	6-0-2	3-0-0	3-1-0
Blades	9-1-0	6-1-0	11-2-0	3-0-0	3-3-0	3-0-0	9-2-0	3-0-0	6-3-0	3-0-0	4-1-0	4-1-0	7-2-0	3-1-0	1-1-0	6-1-0
Brooks	--	6-3-0	3-0-0	2-2-0	1-0-0	4-0-0	1-1-0	2-0-1	2-2-0	3-0-0	0-0-0	2-0-0	1-0-0	0-0-0	1-0-1	3-0-0
Brown	--	--	--	--	1-0-0	--	1-0-0	--	--	--	--	2-0-0	2-0-0	1-0-0	0-0-0	--
Caston	1-0-0	1-0-0	1-0-0	1-0-0	1-0-0	4-0-0	1-0-0	0-0-0	2-0-0	2-0-0	1-0-0	2-0-0	1-0-0	3-0-0	0-0-0	2-0-0
Clark	--	1-0-0	1-0-0	--	--	--	--	--	1-0-0	--	--	--	--	--	--	--
Cofer	1-1-0	2-0-0	4-0-0	4-1-2	--	3-0-2	0-0-0	1-1-1	0-2-0	2-0-0	3-0-0	1-0-0	1-0-1	1-0-1	1-1-1	3-1-1
Cribbs	--	--	--	0-0	--	--	--	0-0-0	1-1-0	0-0-0	0-0-0	--	--	--	--	--
Crockett	1-0-0	1-0-0	0-0-0	3-0-0	1-1-0	0-0-0	2-3-0	1-0-0	3-3-0	3-1-0	3-0-0	5-0-0	3-0-0	3-1-0	1-1-0	4-2-0
Dallafior	--	1-0-0	--	--	--	--	--	--	--	--	--	--	--	--	--	--
Ferguson	2-0-0	--	--	--	--	--	--	--	--	--	--	0-0-0	--	0-1-0	--	0-0-0
Gagliano	--	1-0-0	1-0-0	--	--	--	--	--	--	--	--	--	--	--	--	--
Gibson	6-0-0	--	--	--	--	--	--	--	--	--	--	7-0-0	5-2-0	1-0-0	3-2-0	3-0-0
Glover	--	--	--	--	--	--	--	--	--	--	--	--	1-0-0	--	--	--
Gray	--	--	--	1-0-0	--	--	--	--	--	--	--	--	--	--	1-0-0	--
Green	0-0-0	0-0-0	0-0-0	2-1-0	0-1-0	1-0-0	0-0-0	0-0-0	0-1-0	0-0-0	1-0-0	0-0-0	0-0-0	1-0-0	0-0-0	0-0-0
Griffin	2-2-0	1-2-5	5-0-0	5-0-0	0-1-0	0-0-0	4-0-0	3-0-0	0-3-0	4-1-0	1-0-0	0-0-0	3-0-0	2-0-0	0-0-0	2-0-0
Holmes	4-0-0	2-0-0	4-1-0	3-0-0	1-0-0	2-0-0	0-2-0	7-0-0	5-0-0	6-0-0	7-2-0	2-1-0	2-0-0	5-1-0	3-0-0	8-1-0
Jamison	--	0-0-0	2-0-0	0-1-0	6-0-0	4-1-0	5-1-1	2-0-0	2-0-0	3-2-1	5-1-0	--	--	--	--	--
R.Johnson	--	--	1-0-0	1-0-0	1-0-0	--	--	--	--	--	--	--	--	--	--	--
T.Johnson	--	1-0-0	1-0-0	0-0-0	1-0-0	0-0-0	0-0-0	0-0-0	1-0-0	--	--	--	--	--	--	--
Jones	2-0-0	7-2-0	2-1-0	5-2-0	7-3-0	7-0-0	2-0-0	5-0-0	3-6-0	0-1-0	--	--	--	--	--	0-0-0
Karpinski	1-0-0	1-0-0	0-0-0	0-0-0	0-0-0	0-0-0	0-0-0	2-0-0	0-0-0	3-0-0	0-0-0	1-0-0	1-0-0	1-0-0	3-0-0	0-1-0
McNorton	0-0-0	0-0-0	1-0-0	2-1-1	0-0-0	0-0-0	0-0-0	0-0-0	--	--	--	--	--	--	--	--
Miller	--	--	--	--	--	--	--	0-0-0	1-0-0	1-0-0	1-0-0	0-0-0	1-0-0	1-0-0	1-0-0	2-0-0
Noga	--	--	1-0-0	1-0-0	0-0-0	0-0-0	0-0-0	0-0-0	1-0-0	7-0-0	3-2-0	0-0-0	1-0-0	2-0-0	0-0-0	0-0-0
Paige	0-0-0	0-0-0	1-0-0	2-0-0	0-0-0	0-0-0	1-0-0	0-0-0	0-0-0	1-0-0	0-0-0	2-0-0	1-0-0	0-0-0	3-0-0	1-0-0
Painter	--	--	--	--	1-1-0	--	--	2-0-0	1-0-0	0-0-0	0-0-0	2-0-0	0-0-0	1-0-0	0-0-0	5-0-0
Pete	0-0-0	0-0-0	0-0-0	1-0-0	0-0-0	0-0-0	0-0-0	0-0-0	0-0-0	0-0-0	0-0-0	0-0-0	1-0-0	1-0-0	1-0-1	2-0-0
Phillips	--	--	--	1-0-0	--	--	--	--	--	--	--	--	--	1-0-0	--	1-0-0
Salem	--	--	--	--	1-0-0	--	--	--	--	--	--	--	--	--	--	--
BSanders	--	--	--	--	1-0-0	--	1-0-0	1-0-0	--	--	--	--	--	--	--	--
ESanders	--	1-0-0	--	--	1-0-0	--	--	--	--	--	--	--	--	--	--	1-1-0
Spielman	3-2-0	5-4-0	3-3-0	10-3-1	5-2-0	10-4-0	9-2-0	8-0-1	4-5-0	5-5-0	4-2-1	7-0-0	6-2-1	4-0-5	3-0-0	3-2-0
Stanley	--	--	--	--	--	--	--	--	--	--	1-0-0	--	--	--	--	--
Taylor	3-0-0	3-2-0	3-2-0	4-2-0	1-1-0	4-0-0	4-0-0	1-0-0	4-2-0	6-0-0	4-0-0	3-0-0	0-1-0	1-0-0	4-2-0	--
Utley	--	--	1-0-0	--	--	--	--	--	--	--	--	--	--	--	--	--
White	4-3-0	7-1-0	3-2-0	--	3-3-0	2-0-0	5-0-0	5-0-0	4-1-0	5-5-1	6-1-0	6-0-0	5-0-0	4-0-0	3-0-0	2-1-0
EWilliams	0-0-0	6-0-0	2-1-0	5-1-3	0-0-0	3-1-0	4-1-0	3-0-1	1-0-0	3-1-1	4-0-0	0-0-0	5-2-1	3-0-0	1-0-0	2-0-0
JWilliams	6-0-0	4-1-0	5-0-0	3-0-0	5-3-1-5	5-1-0	0-3-0	7-0-0	8-1-0	9-2-0	4-0-0	4-0-0	2-1-0	10-1-0	3-1-1	6-0-0

1989 INDIVIDUAL RUSHING GAME-BY-GAME

(Att. - Yds. - TD - LG)

Opp.	B. SANDERS				B. GAGLIANO				PAIGE			
PHOENIX	9	71	1	26	4	28	0	13	7	26	0	14
@ N.Y. Giants	12	57	1	14	7	38	0	12				
CHICAGO	18	126	1	28	4	20	2	14	4	31	0	8
PITTSBURGH	5	1	0	4	1	1	0	1	2	5	0	4
@ Minnesota	23	99	0	18	4	23	1	10	2	0	0	0
@ Tampa Bay									9	33	0	16
MINNESOTA	15	59	0	21								
@ Green Bay	30	184	0	31								
@ Houston	19	91	2	17								
GREEN BAY	16	69	1	15								
@ Cincinnati	18	114	1	29	2	12	0	6	2	-2	0	-1
CLEVELAND	28	145	0	23	1	1	0	1				
NEW ORLEANS	20	72	1	27	3	-4	0	2				
@ Chicago	26	120	2	30	4	15	1	14				
TAMPA BAY	21	104	1	34	5	37	0	19	4	12	0	5
@ Atlanta	20	158	3	25	6	21	0	16				

Opp.	PAINTER				GRAY				R. JOHNSON			
PHOENIX	5	26	0	9	2	8	0	6				
@ N.Y. Giants	0	0	0	2	0	0	0	1				
CHICAGO	2	7	0	6	1	0	14	0	0	0	1	8
PITTSBURGH					14	0	0	0	1	8	3	20
@ Minnesota	0	0	4	8					3	20	0	14
@ Tampa Bay	4	8	0	4					4	20	0	8
MINNESOTA												
@ Green Bay												
@ Houston												
GREEN BAY									1	5	0	5
@ Cincinnati	2	8	0	5					2	-7	0	-2
CLEVELAND												
NEW ORLEANS												
@ Chicago									1	-8	0	-8
TAMPA BAY	2	15	0	8								
@ Atlanta												

Opp.	L. BROWN				HIPPLE				PEETE			
PHOENIX												
@ N.Y. Giants												
CHICAGO												
PITTSBURGH	1	3	0	3								
@ Minnesota					2	11	1	10				
@ Tampa Bay									10	78	1	14
MINNESOTA									8	25	1	7
@ Green Bay									4	26	1	14t
@ Houston									1	3	0	3
GREEN BAY									6	0	0	8
@ Cincinnati									-1	-1	0	-1
CLEVELAND												
NEW ORLEANS									3	17	1	11
@ Chicago												
TAMPA BAY												
@ Atlanta												

(Att. - Yds. - TD - LG)

	McDONALD	LONG
Opp.		
PHOENIX		
@ N.Y. Giants		
CHICAGO		
PITTSBURGH		
@ Minnesota		
@ Tampa Bay		
MINNESOTA		
@ Green Bay		
@ Houston		
GREEN BAY		
@ Cincinnati	1	-2 0 -2
CLEVELAND		
NEW ORLEANS		
@ Chicago		
TAMPA BAY		3 2 0 6
@ Atlanta		

1989 INDIVIDUAL RECEIVING GAME-BY-GAME

	(PC - Yds. - TD - LG)			
Opp.	MOBLEY	GRAY	R. JOHNSON	
PHOENIX	2 44 0 30	1 30 0 30	1 15 0 15	
@ N.Y. Giants	3 23 0 15		9 172 1 71t	
CHICAGO			4 62 0 18	
PITTSBURGH	3 44 0 21		3 17 0 8	
@ Minnesota	2 30 0 30		3 38 0 15	
@ Tampa Bay	3 17 0 8		3 29 0 19	
MINNESOTA			5 47 0 19	
@ Green Bay			5 85 1 39	
@ Houston			6 77 0 29	
GREEN BAY			5 53 2 17t	
@ Cincinnati		1 17 0 17		
CLEVELAND			3 57 1 27t	
NEW ORLEANS			8 248 1 75t	
@ Chicago			4 30 0 10	
TAMPA BAY			4 26 1 13	
@ Atlanta			7 135 1 35	
Opp.	CLARK	CHADWICK	SANDERS, B.	
PHOENIX	2 18 0 11	1 9 0 9	6 96 0 27	
@ N.Y. Giants			1 10 0 10	
CHICAGO	1 25 0 25		2 11 0 10	
PITTSBURGH	6 124 0 46		2 30 0 30	
@ Minnesota	2 15 0 8			
@ Tampa Bay	4 97 1 33t			
MINNESOTA	4 84 0 31		1 9 0 9	
@ Green Bay	4 42 0 18			
@ Houston	6 141 1 47		1 -3 0 -3	
GREEN BAY			1 20 0 20	
@ Cincinnati	2 78 0 69		1 6 0 6	
CLEVELAND			2 44 0 46	
NEW ORLEANS			2 9 0 12	
@ Chicago	1 24 0 24		3 39 0 19	
TAMPA BAY	3 33 0 17		1 8 0 8	
@ Atlanta	6 67 0 15		1 3 0 3	

(PC - Yds. - TD - LG)

Opp.	PHILLIPS				T. JOHNSON				STANLEY			
PHOENIX												
@ N.Y. Giants	2	31	26	0	1	22	0	22				
CHICAGO					1	7	0	7	1	14	0	14
PITTSBURGH	1	3	0	3					3	21	0	8
@ Minnesota	2	17	0	14								
@ Tampa Bay									5	86	0	20
MINNESOTA									6	60	0	14
@ Green Bay									1	17	0	17
@ Houston									2	29	0	18
GREEN BAY	1	4	0	4								
@ Cincinnati	3	41	0	21					1	-4	0	-4
CLEVELAND	4	42	0	19								
NEW ORLEANS	3	49	0	19					1	37	0	37
@ Chicago	3	47	0	33					2	28	0	16
TAMPA BAY	10	115	1	55t					1	15	0	15
@ Atlanta	1	3	0	3					1	1	0	1

Opp.	PAINTER				PAIGE				McDONALD			
PHOENIX												
@ N.Y. Giants												
CHICAGO	1	8	0	8								
PITTSBURGH					1	15	0	15				
@ Minnesota												
@ Tampa Bay	1	27	0	27	1	12	0	12				
MINNESOTA									3	40	0	24
@ Green Bay									4	57	0	21
@ Houston									3	29	0	13
GREEN BAY									0	0	0	2
@ Cincinnati									2	12	0	8
CLEVELAND												
NEW ORLEANS												
@ Chicago												
TAMPA BAY												
@ Atlanta												

Opp.	FORD			
PHOENIX				
@ N.Y. Giants				
CHICAGO				
PITTSBURGH				
@ Minnesota				
@ Tampa Bay				
MINNESOTA				
@ Green Bay				
@ Houston				
GREEN BAY				
@ Cincinnati				
CLEVELAND	2	15	0	9
NEW ORLEANS				
@ Chicago				
TAMPA BAY	2	37	0	37
@ Atlanta	1	4	0	4

1989 INDIVIDUAL PASSING GAME-BY-GAME

	(Att. - Comp. - Yds. - TD - INT)									
Opp.	GAGLIANO					PEETE				
PHOENIX	20	7	116	0	0					
@ N.Y. Giants	31	21	344	1	3					
CHICAGO	19	9	126	0	3					
PITTSBURGH	16	4	75	0	1	30	15	160	0	1
@ Minnesota	9	4	40	0	0					
@ Tampa Bay						31	17	268	1	2
MINNESOTA						36	19	240	0	2
@ Green Bay						28	14	201	1	1
@ Houston						29	18	273	1	1
GREEN BAY						15	7	77	2	1
@ Cincinnati	19	8	88	0	2	8	5	83	0	0
CLEVELAND	19	9	143	1	0					
NEW ORLEANS	13	6	166	1	0	18	8	177	0	1
@ Chicago	23	13	168	0	1					
TAMPA BAY	33	19	192	2	1					
@ Atlanta	30	17	213	1	1					

Opp.	HIPPLE					LONG				
PHOENIX										
@ N.Y. Giants										
CHICAGO										
PITTSBURGH										
@ Minnesota	18	7	90	0	3					
@ Tampa Bay										
MINNESOTA										
@ Green Bay										
@ Houston										
GREEN BAY										
@ Cincinnati										
CLEVELAND										
NEW ORLEANS										
@ Chicago						5	2	42	0	0
TAMPA BAY										
@ Atlanta										

LIONS' LONGEVITY LOG

Rank	Player	Years	Games	Rank	Player	Years	Games
1	Wayne Walker	15	200	14	Ed Flanagan	10	139
2	Dick LeBeau	14	185	15	Bob Kowalkowski	11	138
3	Leonard Thompson	12	175	16	Charlie Weaver	10	135
4	Paul Naumoff	12	168	17	John Gordy	10	134
5	Darris McCord	13	168	18	Yale Lary	11	133
6	Larry Hand	13	164	19	Doug English	10	131
7	Alex Karras	12	161	20	Charlie Sanders	10	128
8	Joe Schmidt	13	154	21	Jim Martin	11	126
9	Dexter Bussey	11	150	22	CURTIS GREEN	9	124
10	ED MURRAY	10	147	23	Horace King	9	123
11	William Gay	10	146	24	Rockne Freitas	10	121
12	Lem Barney	11	140				
	Jim Gibbons	11	140				

1989 LIONS' SEASON AT A GLANCE

CARDINALS 16, LIONS 13 AT PONTIAC, SEPT. 10 ATTENDANCE: 36,735

CARDINALS	0	6	0	10-16
LIONS	3	0	7	3-13

Lions FG Murray 30
 Cards FG Del Greco 29
 Cards FG Del Greco 23
 Lions Sanders 3 run (Murray kick)
 Cards R. Green 15 pass from
 Hogeboom (Del Greco kick)
 Lions FG Murray 23
 Cards FG Del Greco 33

	CARDINALS	LIONS
First Downs	19	13
Total Net Yards	329	258
Net Yards Rushing	65	159
Net Yards Passing	264	99
(Att/Comp/Yds/Int)	35-21-1	20-7-0
Punts-Average	4-40.8	5-49.0
Fumbles-Lost	0-0	1-0
Sacks-Yards	2-17	0-0
Penalties-Yards	6-67	10-87
20 Time of Possession	32:28	27:32

Rushing

Cardinals — Mitchell 18 for 52; Wolfley 3 for 7; Ferrell 2 for 6; Jordan 1 for 2; Hogeboom 1 for -2.
 Lions — Sanders 9 for 71, 1 TD; Gagliano 4 for 28; Paige 7 for 26; Painter 5 for 26; Gray 2 for 8.

Passing

Cardinals — Hogeboom 21 of 35, 264 yards, 1 TD, 1 int.
 Lions — Gagliano 7 of 20, 116 yards.

Receiving

Cardinals — Smith 10 for 121; Awalt 4 for 65; Wolfley 3 for 35; Green 2 for 34, 1 TD; Ferrell 1 for 5; Novacek 1 for 4.
 Lions — Mobley 2 for 44; Gray 1 for 30; Johnson 1 for 15; Clark 1 for 11; Chadwick 1 for 9; Phillips 1 for 7.

GIANTS 24, LIONS 14 AT EAST RUTHERFORD, SEPT. 17 ATTENDANCE: 76,021

LIONS	0	7	7	0-14
GIANTS	3	0	14	7-24

Giants FG Allegre 49
 Lions R. Johnson 71 pass from Gagliano
 (Murray kick)
 Lions Sanders 4 run (Murray kick)
 Giants Anderson 11 run (Allegre kick)
 Giants Turner 9 pass from Sims (Allegre
 Kick)
 Giants Bavaro 24 pass from Sims

	LIONS	GIANTS
First Downs	19	21
Total Net Yards	410	345
Net Yards Rushing	95	129
Net Yards Passing	315	216
(Att/Comp/Int)	31-21-3	26-20-0
Punts-Average	5-41.0	5-38.2
Fumbles-Lost	3-2	2-1
Sacks-Yards	1-2	4-29
Penalties-Yards	7-40	1-10
Time of Possession	23:52	36:08

Rushing

Lions — Sanders 12 for 57, 1 TD; Gagliano 7 for 38.
 Giants — Anderson 25 for 85; Simms 5 for 11; Carthon 3 for 15; Adams 3 for 14; Rouson 1 for 5; Meggett 1 for 2; Turner 1 for -3.

Passing

Lions — Gagliano 21 of 31, 344 yards, 1 TD, 3 ints.
 Giants — Simms 20 of 26, 218 yards, 2 TDs.

Receiving

Lions — R. Johnson 9 for 172, 1 TD; Sanders 6 for 96; Mobley 3 for 23; Phillips 2 for 31; T. Johnson 1 for 22.
 Giants — Turner 5 for 67, 1 TD; Bavaro 5 for 64, 1 TD; Carthon 4 for 28; Manuel 2 for 29; Mowatt 2 for 11; Anderson 1 for 13; Ingram 1 for 6.

BEARS 47, LIONS 27
AT PONTIAC, SEPT. 24
ATTENDANCE: 71,418

BEARS	10	10	13	14-47
LIONS	0	13	7	7-27

Bears FG Butler 21
 Bears Muster 6 run (Butler kick)
 Lions Sanders 3 run (Murray kick)
 Bears McKinnon 40 pass from Tomczak
 (Butler kick)
 Lions FG Murray 40
 Bears FG Butler 22
 Lions FG Murray 48
 Bears Anderson 53 run (Butler kick)
 Lions Gagliano 1 run (Murray kick)
 Bears FG Butler 25
 Bears FG Butler 32
 Bears Muster 3 pass from Tomczak
 (Butler kick)
 Bears Harbaugh one run (Butler kick)
 Lions Gagliano 1 run (Murray kick)

	BEARS	LIONS
First Downs	23	20
Total Net Yards	542	305
Net Yards Rushing	219	198
Net Yards Passing	323	107
(Att/Comp/Int)	26-18-0	19-9-3
Punts-Average	1-42.0	1-40.0
Fumbles-Lost	0-0	2-2
Sacks-Yards	4-19	0-0
Penalties-Yards	7-79	2-45
Time of Possession	36:46	23:14

Rushing

Bears — Anderson 16 for 116, 1 TD; Muster 10 for 73, 1 TD; Tomczak 2 for 19; Sanders 2 for 7; Suhey 2 for 3; Harbaugh 3 for 3; Green for -2.
Lions — Sanders 18 for 126, 1 TD; Paige 4 for 31; Gagliano 4 for 20; Gray 1 for 14; Painter 2 for 7.

Passing

Bears — Tomczak 17 of 25, 302 yards, 2 TDs; Harbaugh 1 for 1, 21 yards.
Lions — Gagliano 9 of 19, 126 yards, 3 ints.

Receiving

Bears — McKinnon 3 for 62, 1 TD; Anderson 3 for 18; Muster 3 for 11, 1 TD; Boso 2 for 60; Morris 2 for 49; Gentry 2 for 19; Kozlowski 1 for 55; Thornton 1 for 28; Green 1 for 21.
Lions — R. Johnson 4 for 62; Clark 1 for 25; Stanley 1 for 14; Sanders 1 for 10; Painter 1 for 8; T. Johnson 1 for 7.

STEELERS 23, LIONS 3
AT PONTIAC, OCT. 1
ATTENDANCE: 43,804

STEELERS	0	10	7	6-23
LIONS	3	0	0	0-3

Lions FG Murray 37
 Pitt Lipps 48 pass from Brister
 (Anderson kick)
 Pitt FG Anderson 20
 Pitt Carter 1 run (Anderson kick)
 Pitt Wallace two run (bad snap-no
 kick)

	STEELERS	LIONS
First Downs	20	13
Total Net Yards	315	240
Net Yards Rushing	102	18
Net Yards Passing	213	222
(Att/Comp/Int)	27-21-0	46-19-2
Punts-Average	9-45.1	6-49.8
Fumbles-Lost	0-0	2-2
Sacks-Yards	3-13	7-54
Penalties-Yards	7-71	7-50
Time of Possession	38:50	21:10

Rushing

Steelers — Williams 12 for 47; Brister 5 for 22; Lipps 2 for 15; Hoge 12 for 15; R. Wallace 1 for 2; R. Carter 1 for 1; Worley 5 for 0.
Lions — R. Johnson 1 for 8; Paige 2 for 5; Brown 1 for 3; Gagliano 1 for 1; Sanders 5 for 1.

Passing

Steelers — Brister 21 of 27, 267 yards, 1 TD; Carter 0 of 0;
Lions — Peete 15 of 30, 160 yards, 1 int.; Gagliano 4 of 16, 75 yards, 1 int.

Receiving

Steelers — Lipps 7 for 126, 1 TD; Carter 6 for 52; Hill 4 for 62; Hoge 2 for 9; Thompson 1 for 10; Mularkey 1 for 8.
Lions — Clark 6 for 124; Mobley 3 for 44; Stanley 3 for 21; R. Johnson 3 for 17; Sanders 2 for 11; Paige 1 for 15; Phillips 1 for 3.

continued

VIKINGS 24, LIONS 17
AT MINNESOTA, OCT. 8
ATTENDANCE: 55,380

LIONS	7	3	0	7-17
VIKINGS	0	24	0	0-24

Lions Hipple 1 run (Murray kick)
 Vikings FG Karlis 22
 Vikings Merriweather 15 int. return (Karlis kick)
 Vikings Holt 90 int. return (Karlis kick)
 Vikings Novoselsky 2 pass from Kramer (Karlis kick)
 Lions FG Murray 50
 Lions Gagliano 1 run (Murray kick)

	LIONS	VIKINGS
First Downs	20	14
Total Net Yards	237	229
Net Yards Rushing	153	91
Net Yards Passing	84	138
(Att/Comp/Int)	27-11-3	18-11-0
Punts-Average	6-40.0	4-35.3
Fumbles-Lost	1-1	3-3
Sacks-Yards	2-8	8-46
Penalties-Yards	13-106	10-69
Time of possession	32:38	27:22

Rushing

Lions — Sanders 23 for 99; Gagliano 4 for 23, 1 TD; Johnson 3 for 20; Hipple 2 for 11, 1 TD; Paige 2 for 0.
Vikings — Fenney 9 for 35; Nelson 7 for 22; Anderson 7 for 19; Dozier 7 for 22; Kramer 3 for 3.

Passing

Lions — Hipple 7 of 18, 90 yards, 3 ints.; Gagliano 4 of 9, 40 yards.
Vikings — Kramer 11 Of 18, 146 yards, 1 TD.

Receiving

Lions — Johnson 3 for 38; Mobley 2 for 30; Phillips 2 for 17; Clark 2 for 15.
Vikings — Jones 2 for 44; Jordan 2 for 23; Nelson 2 for 19; Carter 1 for 19; Anderson 1 for 18; Gustafson 1 for 12; Fenney 1 for 9; Novoselsky 1 for 2.

LIONS 17, BUCCANEERS 16
AT TAMPA BAY, OCT. 15
ATTENDANCE: 46,225

LIONS	3	0	7	7-17
BUCCANEERS	0	10	3	3-16

Lions FG Murray 28
 Buccaneers Reynolds 68 int. return (Igwebuikie kick)
 Buccaneers FG Igwebuikie 27
 Lions Clark 33 pass from Peete (Murray kick)
 Buccaneers FG Igwebuikie 34
 Buccaneers FG Igwebuikie 33
 Lions Peete 5 run (Murray kick)

	LIONS	BUCS
First Downs	20	14
Total Net Yards	376	191
Net Yards Rushing	139	88
Net Yards Passing	237	103
(Att/Comp/Int)	31-17-2	6-19-1
Punts-Average	4-48.5	6-37.0
Fumbles-Lost	3-2	0-0
Sacks-Yards	3-25	4-31
Penalties-Yards	13-110	7-75
Time of Possession	26:23	33:37

Rushing

Lions — Peete 10 for 78, 1 TD; Paige 9 for 33; Johnson 4 for 20; Painter 4 for 8.
Bucs — Tate 20 for 45; Howard 4 for 11; Ferguson 1 for 7; Smith 1 for 1.

Passing

Lions — Peete 17 of 31, 268 yards, 1 TD, 2 int.
Bucs — Ferguson 16 of 29, 128, 1 int.

Receiving

Lions — Stanley 5 for 86; Clark 4 for 97, 1 TD; Johnson 3 for 29; Mobley 3 for 17; Painter 1 for 27; Paige 1 for 12.

VIKINGS 20, LIONS 7
AT PONTIAC, OCT. 22
ATTENDANCE: 51,579

VIKINGS	3	10	7	0-20
LIONS	0	0	0	7-7

Vikings FG Karlis 40
 Vikings FG Karlis 40
 Vikings Walker 1 run (Karlis kick)
 Vikings Anderson 4 run (Karlis kick)
 Lions Peete 2 run (Murray kick)

	VIKINGS	LIONS
First Downs	13	21
Total Net Yards	264	282
Net Yards Rushing	117	84
Net Yards Passing	147	198
(Att/Comp/Int)	24-17-0	36-19-2
Punts-Average	5-41.2	5-41.2
Fumbles-Lost	2-1	3-3
Sacks-Yards	8-42	3-13
Penalties-Yards	10-122	6-38
Time of Possession	33:29	26:31

Rushing

Vikings — Walker 20 for 89, 1 TD; Fenney 5 for 19; Anderson 3 for 7, 1 TD; Kramer 3 for 3; Wilson 1 for 1.
Lions — Sanders 15 for 59; Peete 8 for 25, 1 TD.

Passing

Vikings — Kramer 15 of 20, 143 yards; Wilson 2 of 4, 17 yards;
Lions — Peete 19 of 36, 240 yards, 2 ints.

Receiving

Vikings — Anderson 4 for 35; Walker 3 for 7; Gustafson 2 for 32; Fenney 2 for 18; Jones 2 for 4; Jordan 1 for 27; Lewis 1 for 19; Carter 1 for 16; Dozier 1 for 2.
Lions — Stanley 6 for 60; R.Johnson 5 for 47; Clark 4 for 84; Clark 4 for 84; McDonald 3 for 40; Sanders 1 for 9.

PACKERS 23, LIONS 20 (OT)
AT MILWAUKEE, OCT. 29
ATTENDANCE: 53,731

LIONS	7	3	0	10	0-20
PACKERS	3	7	10	0	3-23

Packers FG Jacke 49
 Lions R. Johnson 6 pass from Peete (Murray kick)
 Lions FG Murray 42
 Packers Query 4 pass from Majkowski (Jacke kick)
 Packers FG Jacke 21
 Packers Sharpe 2 pass from Majkowski (Jacke kick)
 Lions FG Murray 46
 Lions Peete 14 run (Murray kick)
 Packers FG Jacke 38

	LIONS	PACKERS
First Downs	21	24
Total Net Yards	402	421
Net Yards Rushing	210	76
Net Yards Passing	192	345
(Att/Comp/Int)	28-14-1	45-29-1
Punts-Average	4-40.0	4-45.5
Fumbles-Lost	3-1	1-1
Sacks-Yards	4-22	1-9
Penalties-Yards	9-89	4-30
Time of Possession	30:48	31:26

Rushing

Lions — Sanders 30 for 184; Peete 4 for 26, 1 TD.
Packers — Fullwood 12 for 35; Majkowski 3 for 25; Haddix 3 for 6; Woodside 2 for 10.

Passing

Lions — Peete 14 of 28, 201 yards, 1 TD, 1 int.
Packers — Majkowski 29 of 45, 367, 2 TDs, 1 int.

Receiving

Lions — Johnson 5 for 85, 1 TD; McDonald 4 for 57; Clark 4 for 42; Stanley 1 for 17.
Packers — Sharpe 7 for 105, 1 TD; Fontenot 7 for 76; Woodside 5 for 59; West 3 for 37; Kemp 2 for 56; Query 2 for 18, 1 TD; Fullwood 2 for 7; Matthews 1 for 9.

OILERS 35, LIONS 31
AT HOUSTON, NOV. 5
ATTENDANCE: 48,056

LIONS	7	10	7	7-31
OILERS	7	7	14	7-35

Lions Sanders 1 run (Murray kick)
 Oilers White 1 run (Zendejas kick)
 Lions Clark 16 pass from Peete (Murray kick)
 Oilers Rozier 1 run (Zendejas kick)
 Lions FG Murray 47
 Lions White 20 fumble return (Murray kick)
 Oilers Givins 6 pass from Moon (Zendejas kick)
 Oilers Hill 7 pass from Moon (Zendejas kick)
 Oilers Moon 2 run (Zendejas kick)
 Lions Sanders 14 run (Murray kick)

	LIONS	OILERS
First Downs	19	30
Total Net Yards	351	455
Net Yards Rushing	94	110
Net Yards Passing	257	
(Att/Comp/Int)	29-18-1	38-30-1
Punts-Average	3-39.0	0-0
Fumbles-Lost	2-1	4-3
Sacks-Yards	0-0	3-16
Penalties-Yards	7-50	10-85
Time of Possession	20:21	39:39

Rushing

Lions — Sanders 19 for 91, 2 TDs; Peete 1 for 3.
 Oilers — Rozier 10 for 23, 1 TD; Highsmith 9 for 23;
 White 3 for 2; Moon 8 for 22; Pinkett 8 for 40.

Passing

Lions — Peete 18 of 29, 273 yards, 1 TD, 1 int.
 Oilers — Moon 30 of 38, 345 yards, 2 TDs, 1 int.

Receiving

Lions — Clark 6 for 141, 1 TD; R.Johnson 6 for 77;
 McDonald 3 for 29; Stanley 2 for 29; Sanders 1 for 3.
 Oilers — Hill 9 for 101, 1 TD; Givins 6 for 77, 1 TD;
 Duncan 6 for 66; Jeffires 4 for 49; Pinkett 2 for 29;
 Highsmith 2 for 16;

LIONS 31, PACKERS 22
AT PONTIAC, NOV. 12
ATTENDANCE: 44,324

PACKERS	0	3	14	5-22
LIONS	3	21	0	7-31

Lions FG Murray 45
 Lions R. Johnson 17 pass from Peete (Murray kick)
 Lions R. Johnson 8 pass from Peete (Murray kick)
 Packers FG Jacke 34
 Lions Holmes 23 int. return (Murray kick)
 Packers Haddix 6 pass from Majkowski (Jacke kick)
 Packers Workman 1 run (Jacke kick)
 Packers FG Jacke 40
 Lions Sanders 1 run (Murray kick)
 Packers Safety team

	PACKERS	LIONS
First Downs	31	8
Total Net Yards	432	128
Net Yards Rushing	104	74
Net Yards Passing	328	54
(Att/Comp/Int)	60-35-2	15-7-1
Punts-Average	4-36.7	6-48.3
Fumbles-Lost	3-2	2-1
Sacks-Yards	4-23	5-36
Penalties-Yards	5-45	8-61
Time of Possession	39:25	20:35

Rushing

Packers — Majkowski 8 or 46; Haddix 12 for 42;
 Woodside 4 for 11; Workman 3 for 5, 1 TD.
 Lions — Sanders 16 for 69, 1 TD; R.Johnson 1 for 5;
 Peete 6 for 0.

Passing

Packers — Majkowski 34 of 59, 357 yards, 1 TD, 2 ints.; Dilweg 1 of 1, 7 yards.
 Lions — Peete 7 of 15, 77 yards, 2 TDs, 1 int.

Receiving

Packers — Sharpe 6 for 74; Woodside 5 for 35; Haddix 5 for 27, 1 TD; Query 4 for 52; Matthews 4 for 49;
 Bland 3 for 43; West 3 for 30; Fontenot 2 for 20;
 Didier 2 for 15; Kemp 1 for 19.
 Lions — R.Johnson 5 for 53, 2 TDs; Sanders 1 for 20;
 Phillips 1 for 4.

BENGALS 42, LIONS 7
AT CINCINNATI, NOV. 19
ATTENDANCE: 55,720

LIONS 7 0 0 0-7
 BENGALS 0 28 7 7-42

Lions Sanders 2 run (Murray kick)
 Bengals McGee 17 pass from Esiason
 (Breech kick)
 Bengals Taylor 3 run (Breech kick)
 Bengals Taylor 1 pass from Esiason
 (Breech kick)
 Bengals Bussey recovered blocked punt in
 end zone (Breech kick)
 Bengals Martin 15 pass from Esiason
 (Breech kick)
 Bengals Smith 41 pass from Wilhelm
 (Breech kick)

	LIONS	BENGALS
First Downs	10	27
Total Net Yards	278	546
Net Yards Rushing	122	99
Net Yards Passing	156	447
(Att/Comp/Int)	27-13-2	45-33-2
Punts-Average	9-35.2	4-39.5
Fumbles-Lost	6-3	2-1
Sacks-Yards	1-3	2-15
Penalties-Yards	8-61	7-65
Time of Possession	24:24	35:36

Rushing

Lions — Sanders 18 for 114, 1 TD; Gagliano 2 for 12; Painter 2 for 8; Peete 1 for -1; Paige 2 for -2; McDonald 1 for -2; R.Johnson 2 for -7.
Bengals — Brooks 11 for 51; Taylor 6 for 21, 1 TD; Jennings 9 for 19; Ball 2 for 5; Wilhelm 2 for 2; Esiason 1 for 1.

Passing

Lions — Peete 5 of 8, 83 yards; Gagliano 8 of 19, 88 yards, 2 ints.
Bengals — Esiason 30 of 39, 399 yards, 3 TDs, 1 int.; Wilhelm 3 of 6, 51 yards; 1 TD, 1 int.

Receiving

Lions — Phillips 3 for 41; Clark 2 for 78; Ford 2 for 15; McDonald 2 for 12; Gray 1 for 17; Painter 1 for 6; Stanley 1 for -4.
Bengals — McGee 11 for 194, 1 TD; Holman 5 for 76; Brown 5 for 72; Martin 4 for 36, 1 TD; Jennings 2 for 11; Hillary 1 for 7, 1 TD; Smith 1 for 4, 1 TD; Ball 1 for 4; Kattus 1 for 5; Riggs 1 for 3; Taylor 1 for 1.

LIONS 13, BROWNS 10
AT PONTIAC, NOV. 23
ATTENDANCE: 65,624

BROWNS 0 10 0 0-10
 LIONS 0 10 3 0-13

Lions FG Murray 39
 Browns FG Bahr 35
 Lions Johnson 27 pass from Gagliano
 (Murray kick)
 Browns Redden 38 run (Bahr kick)
 Lions FG Murray 35

	BROWNS	LIONS
First Downs	14	15
Total Net Yards	359	271
Net Yards Rushing	70	146
Net Yards Passing	289	125
(Att/Comp/Int)	39-29-1	19-9-0
Punts-Average	5-41.2	6-44.3
Fumbles-Lost	2-1	2-1
Sacks-Yards	4-18	1-7
Penalties-Yards	10-90	8-55
Time of Possession	32:13	27:14

Rushing

Browns — Redden 1 for 38 yards, 1 TD; Metcalf 11 for 39; Kosar 1 for 5; Manoa 2 for 4; Jones 3 for 4.
Lions — Sanders 28 for 145; Gagliano 1 for 1.

Passing

Browns — Kosar 28 of 38, 296 yards, 1 int.; Metcalf 0 of 1.
Lions — Gagliano 9 of 19, 143 yards, 1 TD.

Receiving

Browns — Langhorne 5 for 72; Slaughter 5 for 60; Newsome 4 for 53; Jones 4 for 32; Manoa 3 for 17; Metcalf 2 for 18; McNeil 2 for 17; Redden 2 for 16; Tillman 1 for 11.
Lions — Phillips 4 for 42; R.Johnson 3 for 57, 1 TD; Sanders 2 for 44.

continued

LIONS 21, SAINTS 14
AT PONTIAC, DEC. 3
ATTENDANCE: 38,550

SAINTS	0	14	0	0-14
LIONS	7	7	7	0-21

Lions Peete 6 run (Murray kick)
 Saints Hilliard 1 run (Andersen kick)
 Lions Sanders 3 run (Murray kick)
 Saints Morse 99 kickoff return (Andersen kick)
 Lions R. Johnson 75 pass from Gagliano (Murray kick)

	SAINTS	LIONS
First Downs	11	17
Total Net Yards	169	401
Net Yards Rushing	70	85
Net Yards Passing	99	316
(Att/Comp/Int)	29-18-1	31-14-1
Punts-Average	9-44.4	8-41.5
Fumbles-Lost	2-1	1-1
Sacks-Yards	4-27	3-29
Penalties-Yards	3-30	10-75
Time of Possession	33:47	26:13

Rushing

Saints — Hilliard 18 for 67, 1 TD; Herbert 2 for 9; Jordan 3 for 4; Perriman 1 for -10.
Lions — Sanders 20 for 72, 1 TD; Peete 3 for 17, 1 TD; Gagliano 3 for -4.

Passing

Saints — Hebert 16 of 26, 99 yards, 1 int.; Fourcade 2 of 3, 29 yards.
Lions — Peete 8 of 18, 1 int.; Gagliano 6 of 13, 166 yards.

Receiving

Saints — Hilliard 6 for 31; Brenner 4 for 48; Martin 3 for 19; Hill 2 for 17; Perriman 2 for 6; Scales 1 for 7.
Lions — R. Johnson 8 for 248, 1 TD; Phillips 3 for 49; Sanders 2 for 9; Stanley 1 for 37.

LIONS 27, BEARS 17
AT CHICAGO, DEC. 10
ATTENDANCE: 52,650

LIONS	0	17	7	3-27
BEARS	3	7	0	7-17

Bears FG Butler 22
 Lions Gagliano 14 run (Murray kick)
 Lions Sanders 18 run (Murray kick)
 Bears Muster 11 run (Butler kick)
 Lions FG Murray 45
 Lions Sanders 3 run (Murray kick)
 Lions FG Murray 28
 Bears Anderson 1 run (Butler kick)

	LIONS	BEARS
First Downs	17	21
Total Net Yards	295	302
Net Yards Rushing	127	130
Net Yards Passing	168	172
(Att/Comp/Int)	23-13-1	37-25-1
Punts-Average	5-29.4	5-36.4
Fumbles-Lost	2-1	3-1
Sacks-Yards	5-52	0-0
Penalties-Yards	7-65	4-25
Time of Possession	28:15	31:45

Rushing

Lions — Sanders 26 for 120, 2 TDs; Gagliano 4 for 15, 1 TD; R. Johnson 1 for -8.
Bears — Harbaugh 8 for 61; Anderson 12 for 42, 1 TD; Muster 3 for 17, 1 TD; Gentry 3 for 8; Sanders 1 for 2.

Passing

Lions — Gagliano 13 of 23, 168 yards, 1 int.
Bears — Tomczak 4 of 8, 45 yards; Harbaugh 21 of 29, 1 int.

Receiving

Lions — R. Johnson 4 for 30; Phillips 3 for 47; Sanders 3 for 39; Stanley 2 for 28; Clark 1 for 24.
Bears — Anderson 9 for 58; Morris 5 for 40; Muster 3 for 31; Gentry 2 for 26; Davis 2 for 23; Kozlowski 1 for 13; Thornton 1 for 6; Boso 1 for 5.

LIONS 33, BUCCANEERS 7
AT PONTIAC, DEC. 17
ATTENDANCE: 40,632

BUCCANEERS	0	0	0	7-7
LIONS	14	10	3	6-33

Lions R. Johnson 2 pass from Gagliano (Murray kick)
 Lions Phillips 55 pass from Gagliano (Murray kick)
 Lions FG Murray 33
 Lions Sanders 4 run (Murray kick)
 Lions FG Murray 43
 Lions FG Murray 35
 Lions FG Murray 36
 Bucs Carrier 69 pass from Ferguson (Igwebuikie kick)

	BUCS	LIONS
First Downs	6	24
Total Net Yards	225	382
Net Yards Rushing	62	170
Net Yards Passing	163	212
(Att/Comp/Int)	26-11-4	38-21-1
Punts-Average	8-44.3	5-51.0
Fumbles-Lost	3-1	2-1
Sacks-Yards	3-22	4-16
Penalties-Yards	10-80	4-25
Time of Possession	21:46	38:14

Rushing

Bucs — Tate 7 for 18; Stamps 2 for 16; Testaverde 2 for 16; Wilder 1 for 11; Howard 2 for 2; Ferguson 1 for -1.
Lions — Sanders 21 for 104, 1 TD; Gagliano 5 for 37; Painter 2 for 15; Paige 4 for 12; Long 3 for 2.

Passing

Saints — Testaverde 4 of 8, 18 yards, 1 int.; Ferguson 7 of 18, 1 TD, 3 ints.
Lions — Gagliano 19 of 33, 192 yards, 2 TDs, 1 int.; Long 2 of 5, 42 yards.

Receiving

Saints — Carrier 4 for 131, 1 TD; Wilder 4 for 17; Howard 1 for 18; Tate 1 for 7; Hall 1 for 6.
Lions — Phillips 10 for 115, 1 TD; R. Johnson 4 for 26, 1 TD; Clark 3 for 33; Ford 2 for 37; Stanley 1 for 15; Sanders 1 for 8.

LIONS 31, FALCONS 24
AT ATLANTA, DEC. 24
ATTENDANCE: 7,792

LIONS	7	7	10	7-31
FALCONS	0	10	0	14-24

Lions Johnson 34 pass from Gagliano (Murray kick)
 Falcons FG Davis 25
 Lions Sanders 25 run (Murray kick)
 Falcons Lang 9 pass from Miller (Davis kick)
 Lions FG Murray 39
 Lions Sanders 17 run (Murray kick)
 Lions Sanders 18 run (Murray kick)
 Falcons Jones 1 run (Davis kick)
 Falcons Haynes 6 pass from Miller (Davis kick)

	LIONS	FALCONS
First Downs	17	27
Total Net Yards	376	413
Net Yards Rushing	179	89
Net Yards Passing	197	324
(Att/Comp/Int)	30-17-1	66-37-1
Punts-Average	5-45.0	7-41.9
Fumbles-Lost	2-1	1-0
Sacks-Yards	1-10	3-16
Penalties-Yards	1-15	5-45
Time of Possession	22:50	37:10

Rushing

Lions — Sanders 20 for 158, 3 TDs; Gagliano 6 for 21.
Falcons — Jones 7 for 37, 1 TD; Patera 8 for 31; Lang 3 for 18; Settle 3 for 3.

Passing

Lions — Gagliano 17 of 30, 213 yards, 1 TD, 1 int.
Falcons — Miller 37 of 66, 334 yards 2 TDs, 1 int.

Receiving

Lions — R. Johnson 7 for 135, 1 TD; Clark 6 for 67; Ford 4; Phillips 1 for 3; Sanders 1 for 3; Stanley 1 for 1.
Falcons — Lang 6 for 73, 1 TD; Haynes 6 for 62, 1 TD; Collins 6 for 58; Heller 6 for 53; Jones 7 for 38; Patera 3 for 27; Dixon 1 for 16; Bailey 1 for 4; Settle 1 for 3.

1989 NFL TEAM RANKINGS

NATIONAL FOOTBALL LEAGUE

	Offense			Defense		
	Tot.	Rush	Pass	Tot.	Rush	Pass
Atlanta	24	28	9	28	28	19
Buffalo	5	3	8	11	14	10
Chicago	10	2	19	25	15	24
Cincinnati	3	1	7	15	26	8
Cleveland	16	21	11	7	10	9
Dallas	27	24	27	20	18	20
Denver	15	6	23	3	6	3
DETROIT	18	8	26	18	8	27
Green Bay	6	20	5	16	19t	13
Houston	9	12	10	13	9	17
Indianapolis	23	17	24	22	22	15
Kansas City	13	4	21	2	12	2
Raiders	19	9	25	10	16	5
L.A. Rams	4	13	4	21	5	28
Miami	7	27	3	24	25	18
Minnesota	14	7	17	1	11	1
New England	8	19	6	23	17	23
New Orleans	11	11	13	12	1	26
N.Y. Giants	20	15	20	5	4	7
N.Y. Jets	17	22	12	27	24	25
Philadelphia	12	5	18	8	7	12
Phoenix	25	26	15	26	27	22
Pittsburgh	28	18	28	19	19t	16
San Diego	21	16	22	6	13	4
San Francisco	1	10	2	4	3	11
Seattle	26	25	16	14	23	6
Tampa Bay	22	23	14	17	21	14
Washington	2	14	1	9	2	21



NATIONAL FOOTBALL CONFERENCE

	Offense			Defense		
	Tot.	Rush	Pass	Tot.	Rush	Pass
Atlanta	12	14	5	14	14	7
Chicago	5	1	11	12	9	11
Dallas	14	12	14	10	10	8
DETROIT	9	4	13	9	7	13
Green Bay	4	10	4	7	11	5
L.A. Rams	3	7	3	11	5	14
Minnesota	8	3	9	1	8	1
New Orleans	6	6	6	6	1	12
N.Y. Giants	10	9	12	3	4	2
Philadelphia	7	2	10	4	6	4
Phoenix	13	13	8	13	13	10
San Francisco	1	5	2	2	3	3
Tampa Bay	11	11	7	8	12	6
Washington	2	8	1	5	2	9

AMERICAN FOOTBALL CONFERENCE

	Offense			Defense		
	Tot.	Rush	Pass	Tot.	Rush	Pass
Buffalo	2	2	4	6	6	8
Cincinnati	1	1	3	9	14	6
Cleveland	8	11	6	4	3	7
Denver	7	4	11	2	1	2
Houston	5	6	5	7	2	11
Indianapolis	12	8	12	11	10	9
Kansas City	6	3	9	1	4	1
Raiders	10	5	13	5	7	4
Miami	3	14	1	13	13	12
New England	4	10	2	12	8	13
N.Y. Jets	9	12	7	14	12	14
Pittsburgh	14	9	14	10	9	10
San Diego	11	7	10	3	5	3
Seattle	13	13	8	8	11	5



TM



TM

1989 LIONS' STATISTICAL BEST AND WORST PERFORMANCES

Offense

BEST

First Downs	24, TAMPA BAY BUCCANEERS (12/17/89)
Net Rushing Yards	210, Green Bay Packers (10/29/89)
Net Passing Yards	316, NEW ORLEANS SAINTS (12/03/89)
Total Net Yards	410, New York Giants (9/17/89)
Total Plays	76, TAMPA BAY BUCCANEERS (12/17/89)
Rush Attempts	35, TAMPA BAY BUCCANEERS (12/17/89)
Pass Attempts	46, PITTSBURGH STEELERS (10/01/89)
Passes Completed	21, Twice
Fumbles Lost	1, 10 Times
Yards Penalized	15, Atlanta Falcons (12/24/89)
Time of Possession	38:14, TAMPA BAY BUCCANEERS (12/17/89)
Points Scored	33, TAMPA BAY BUCCANEERS (12/17/89)

WORST

8, GREEN BAY PACKERS (11/12/89)
18, PITTSBURGH STEELERS (10/01/89)
54, GREEN BAY PACKERS (11/12/89)
128, GREEN BAY PACKERS (11/12/89)
42, GREEN BAY PACKERS (11/12/89)
10, PITTSBURGH STEELERS (10/01/89)
15, GREEN BAY PACKERS (11/12/89)
7, Twice
3, Twice
110, Tampa Bay Buccaneers (10/15/89)
20:21, Houston Oilers (11/05/89)
3, PITTSBURGH STEELERS (10/01/89)

Defense

BEST

First Downs	6, TAMPA BAY BUCCANEERS (12/17/89)
Net Rushing Yards	62, TAMPA BAY BUCCANEERS (12/17/89)
Net Passing Yards	99, NEW ORLEANS SAINTS (12/03/89)
Total Net Yards	169, NEW ORLEANS SAINTS (12/03/89)
Total Plays	45, TAMPA BAY BUCCANEERS (12/17/89)
Rush Attempts	15, TAMPA BAY BUCCANEERS (12/17/89)
Pass Attempts	18, Minnesota Vikings (10/08/89)
Passes Completed	11, Twice
Fumbles Recovered	3, Twice
Interceptions	4, TAMPA BAY BUCCANEERS (12/17/89)
Time of Possession	21:46, TAMPA BAY BUCCANEERS (12/17/89)
Points Allowed	7, TAMPA BAY BUCCANEERS (12/17/89)

WORST

31, GREEN BAY PACKERS (11/12/89)
219, CHICAGO BEARS (9/24/89)
447, Cincinnati Bengals (11/19/89)
546, Cincinnati Bengals (11/19/89)
92, GREEN BAY PACKERS (11/12/89)
39, New York Giants (9/17/89)
66, Atlanta Falcons (12/24/89)
37, Atlanta Falcons (12/24/89)
0, 5 Times
0, 5 Times
39:39, Houston Oilers (11/05/89)
47, CHICAGO BEARS (9/24/89)

1989 LIONS' GAME-BY-GAME STATISTICS — OFFENSE

DATE	OPPONENT	FIRST DOWNS			NET OFF.		RUSHING		P A S S I N G			PENALTY		FUMB.		PUNTS					
		Total	R	P	Yds.	Play	Yds.	Att.	Net	Sacks	Yds.	Att.	Comp.	I	No.	Yds.	No.	Avg.			
9/10	PHOENIX	13	7	5	1	258	49	159	27	99	217	116	20	7	0	10	87	1	5	49.0	
9/17	N. Y. Giants	19	5	14	0	410	54	95	19	315	429	344	31	21	3	7	40	3	2	5	41.0
9/24	CHICAGO	20	13	5	2	305	52	198	29	107	419	126	19	9	3	2	45	2	2	1	40.0
10/01	PITTSBURGH	13	0	10	3	240	59	18	10	222	313	235	46	19	2	7	50	2	2	6	49.8
10/08	Minnesota	20	10	6	4	237	69	153	34	84	846	130	27	11	3	13	106	1	1	6	40.0
10/15	Tampa Bay	20	5	13	2	376	62	139	27	237	431	268	31	17	2	13	110	3	2	4	48.5
10/22	MINNESOTA	21	4	14	3	282	67	84	23	198	842	240	36	19	2	6	38	3	3	5	41.2
10/29	Green Bay	21	10	11	0	402	63	210	34	192	119	201	28	14	1	9	89	3	1	4	40.0
11/05	Houston	19	8	11	0	340	52	94	20	246	327	273	29	18	1	7	50	2	1	3	39.0
11/12	GREEN BAY	8	4	4	0	128	42	74	23	54	423	77	15	7	1	8	61	2	1	6	48.3
11/19	Cincinnati	10	7	3	0	291	57	122	28	169	212	171	27	13	2	9	66	6	3	9	35.2
11/23	CLEVELAND	15	8	6	1	269	52	146	29	123	420	143	19	9	0	8	55	2	1	6	44.3
12/03	NEW ORLEANS	17	7	10	0	401	61	85	26	316	427	343	31	14	1	10	75	1	1	8	41.5
12/10	Chicago	17	11	6	0	295	54	127	31	168	0	168	23	13	1	7	65	2	1	5	29.4
12/17	TAMPA BAY	24	10	13	1	382	76	170	35	212	322	234	38	21	1	4	25	2	1	5	51.0
12/24	Atlanta	17	8	8	1	376	59	179	26	197	316	213	30	17	1	1	15	2	1	5	45.0
TOTALS		274	117	139	18	4992	928	2053	421	2939	57343	3282	450	229	24	121	977	37	24	83	42.6

DETROIT'S LONGEST PLAYS OF '89

Rushing:

Barry Sanders vs. Tampa Bay, 34 yds. (12-17)

Barry Sanders at Green Bay (Milw.), 31 yds. (10-29)

Barry Sanders at Chicago, 30 yds. (12-10)

Barry Sanders at Cincinnati, 29 yds. (11-19)

Barry Sanders vs. Chicago, 28 yds. (9-24)

Passing:

Bob Gagliano to Richard Johnson vs. New Orleans, 75 yds. (TD) (12-3)

Bob Gagliano to Richard Johnson at N.Y. Giants, 71 yds. (TD) (9-17)

Rodney Peete to Robert Clark at Cincinnati, 69 yds. (11-19)

Bob Gagliano to Jason Phillips vs. Tampa Bay, 55 yds. (TD) (12-17)

Rodney Peete to Robert Clark at Houston, 47 yds., (11-5)

1989 LIONS' GAME-BY-GAME STATISTICS — DEFENSE

DATE	OPPONENT	FIRST DOWNS				NET OFF.		RUSHING		P A S S I N G			PENALTY		FUMB.		PUNTS				
		Total	R	P	P	Yds.	Play	Yds.	Att.	Net	Sacks	Yds.	Att.	Comp.	I	No.	Yds.	No.	Ls.	No.	Av.
9/10	PHOENIX	19	5	12	2	329	60	65	25	264	0/0	264	35	21	1	6	67	0	0	4	40.8
9/17	N. Y. Giants	21	6	13	2	345	66	129	39	216	1/2	218	26	20	0	1	10	2	1	5	38.2
9/24	CHICAGO	23	11	11	1	542	63	219	37	323	0/0	323	26	18	0	7	79	0	0	1	42.0
10/01	PITTSBURGH	20	7	12	1	315	72	102	38	213	7/54	267	27	21	0	7	71	0	0	9	45.1
10/08	Minnesota	14	3	8	3	229	52	91	32	138	2/8	146	18	11	0	10	69	3	3	4	35.3
10/15	Tampa Bay	14	3	7	4	191	62	88	30	103	3/25	128	29	16	1	7	75	0	0	6	37.0
10/22	MINNESOTA	12	4	8	0	264	59	117	32	147	3/13	160	24	17	0	10	122	2	1	5	41.2
10/29	Green Bay	24	4	17	3	421	69	76	20	345	4/22	367	45	29	1	4	30	1	1	4	45.5
11/05	Houston	30	10	17	3	455	76	110	38	345	0/0	345	38	30	1	10	85	4	3	0	0.0
11/12	GREEN BAY	31	10	19	2	432	92	104	27	328	5/38	364	60	35	2	5	45	3	2	4	36.8
11/19	Cincinnati	27	7	20	0	546	77	99	31	447	1/3	450	45	33	2	8	70	2	1	4	39.5
11/23	CLEVELAND	14	2	10	2	359	58	70	18	289	1/7	296	39	28	1	10	90	2	2	5	41.2
12/03	NEW ORLEANS	11	5	4	2	169	56	70	24	99	3/29	128	29	18	1	3	30	2	1	9	44.4
12/10	Chicago	21	9	11	1	302	69	130	27	172	5/52	224	37	25	1	4	25	3	1	5	36.4
12/17	TAMPA BAY	6	4	2	0	225	45	62	15	163	4/16	179	26	11	4	10	80	3	1	8	44.3
12/24	Atlanta	27	8	18	1	413	88	89	21	324	1/10	334	66	37	1	5	45	1	0	7	41.9
TOTALS		314	98	189	27	5537	1064	1621	454	3916	40/277	4193	570	370	16	107	993	28	16	80	41.2

OPPONENTS' LONGEST PLAYS OF '89

Passings:

Joe Ferguson to Mark Carrier (Tampa Bay), 69 yds. (TD) (12-17)

Mike Tomczak to Glen Kozlowski (Chicago), 55 yds. (9-24)

Boomer Esiason to Tim McGee (Cincinnati), 55 yds. (11-19)

Bobby Brister to Louis Lipps (Pittsburgh), 48 yds. (TD) (10-11)

Mike Tomczak to Cap Boso (Chicago), 43 yds. (9-24)

Mike Tomczak to Ron Morris (Chicago), 43 yds (9-24)

Rushings:

Neal Anderson (Chicago), 53 yds. (TD) (9-24)

Barry Riddien (Cleveland), 39 yds. (TD) (11-23)

Herschel Walker (Minnesota), 34 yds. (10-22)

Louis Lipps (Pittsburgh), 20 yds. (10-1)

James Brooks (Cincinnati), 20 yds. (11-19)

1989 REGULAR SEASON STARTERS-BY-POSITION

OFFENSE

PHO	@NYG	CHI	PIT	@MIN	@T.B.	MIN	@G.B.	@HOU	G.B.	@CIN	CLE	N.O.	@CHI	T.B.	@ATL
XR	Clark	T.Johnson	Clark	Clark	Clark	Clark	Clark	Clark	Clark	Clark	Clark	Clark	Clark	Clark	Clark
WR	R.Johnson	R.Johnson	Gray	R.Johnson	R.Johnson	R.Johnson	R.Johnson	R.Johnson	R.Johnson	R.Johnson	R.Johnson	R.Johnson	R.Johnson	R.Johnson	R.Johnson
LT	Brown	Brown	Brown	Brown	Brown	Brown	Brown	Brown	Brown	Brown	Brown	Brown	Brown	Brown	Brown
LG	Andolsek	Andolsek	Andolsek	Andolsek	Andolsek	Andolsek	Andolsek	Andolsek	Andolsek	Andolsek	Andolsek	Andolsek	Andolsek	Andolsek	Andolsek
C	Glover	Glover	Glover	Glover	Glover	Glover	Glover	Glover	Glover	Glover	Glover	Glover	Glover	Glover	Glover
RG	Milichik	Utley	Utley	Utley	Dellafror	Dellafror	Dellafror	Dellafror	Dellafror	Dellafror	Dellafror	Dellafror	Dellafror	Dellafror	Dellafror
RT	Utley	Salem	Salem	Salem	Salem	Salem	Salem	Salem	ESanders	ESanders	ESanders	ESanders	ESanders	ESanders	ESanders
YR	Mobley	Mobley	Phillips	Mobley	Mobley	*Paige	McDonald	McDonald	McDonald	McDonald	Phillips	Phillips	Phillips	Phillips	Phillips
ZR	Chadwick	Clark	Stanley	Stanley	Stanley	Stanley	Stanley	Stanley	Stanley	Stanley	Stanley	Stanley	Ford	Stanley	Stanley
QB	Gagliano	Gagliano	Peete	Hipple	Peete	Peete	Peete	Peete	Peete	Peete	Gagliano	Peete	Gagliano	Gagliano	Gagliano
SB	*Paige	BSanders	BSanders	BSanders	Paige	Sanders	Sanders	Sanders	Sanders	Sanders	Sanders	Sanders	Sanders	Sanders	Sanders

DEFENSE

PHO	@NYG	CHI	PIT	@MIN	@T.B.	MIN	@G.B.	@HOU	G.B.	@CIN	CLE	N.O.	@CHI	T.B.	@ATL
LE	EWilliams	EWilliams	EWilliams	EWilliams	EWilliams	EWilliams	EWilliams	EWilliams	EWilliams	EWilliams	EWilliams	EWilliams	EWilliams	EWilliams	EWilliams
NT	Ball	Ball	Ball	Ball	Ball	Ball	Ball	Ball	Ball	Ball	Ball	Ball	Ball	Ball	Ball
RE	Ferguson	Brooks	Brooks	Brooks	Brooks	Brooks	Brooks	Brooks	Brooks	Brooks	Brooks	Brooks	Brooks	Brooks	Brooks
LB	JWilliams	JWilliams	JWilliams	JWilliams	JWilliams	JWilliams	JWilliams	JWilliams	JWilliams	JWilliams	JWilliams	JWilliams	JWilliams	JWilliams	JWilliams
LB	Spielman	Spielman	Spielman	Spielman	Spielman	Spielman	Spielman	Spielman	Spielman	Spielman	Spielman	Spielman	Spielman	Spielman	Spielman
LB	Gibson	Jones	Jones	Jones	Jones	Jones	Jones	Jones	Jones	Noga	Gibson	Gibson	Gibson	Gibson	Gibson
LB	Cofer	Cofer	Cofer	Cofer	Cofer	Cofer	Cofer	Cofer	Jamison	Jamison	Brown	Brown	Brown	Cofer	Cofer
CB	Taylor	Taylor	Taylor	Taylor	Taylor	Taylor	Taylor	Taylor	Taylor	Taylor	Taylor	Taylor	Taylor	Taylor	Taylor
CB	Holmes	Holmes	Holmes	Holmes	Holmes	Holmes	Holmes	Holmes	Holmes	Holmes	Holmes	Holmes	Holmes	Holmes	Holmes
SS	Blades	Blades	Blades	Blades	Blades	Blades	Blades	Blades	White	White	White	White	White	White	White
FS	White	White	White	White	White	White	White	White	Blades	Blades	Blades	Blades	Blades	Blades	Blades

*Lions opened with two running backs and three wide receivers

1989 PLAYERS' PARTICIPATION GAME-BY-GAME

CODES

S..started/P..played/DNP..did not play/IR..injured reserve/N..not with team/DS..developmental squad/I...Inactive
 NFLI..non-football illness/PUP..physically unable to perform

PHO	@NYG	CHI	PIT	@MIN	@T.B.	MIN	@G.B.	@HOU	G.B.	@CIN	CLE	N.O.	@CHI	T.B.	@ATL	Starts	Played
Alexander	DS	DS	DS	DS	DS	DS	P	P	P	P	P	P	P	P	S	1	8
Andolsek	S	S	S	S	S	S	S	S	S	S	P	S	S	S	S	16	16
Arnold	P	P	P	P	P	P	P	P	P	P	P	P	P	P	P	0	16
Bail	S	S	S	S	S	S	S	S	S	S	S	S	S	S	S	16	16
Blades	S	S	S	S	S	S	S	S	S	S	S	S	S	S	S	16	16
Brim	N	I	P	I	P	I	N	N	N	N	N	N	N	N	N	0	2
Brooks	N	S	S	S	S	S	S	S	S	S	S	S	S	S	S	15	15
L.Brown	S	S	S	S	S	S	S	S	S	S	S	S	S	S	S	16	16
M.Brown	N	N	N	N	N	N	I	P	S	S	S	S	S	P	DNP	3	6
Caston	P	P	P	P	P	P	P	P	P	P	P	S	P	P	P	0	16
Chatwick	S	N	N	N	N	N	N	N	N	N	N	N	N	N	N	1	1
Clark	S	S	S	S	S	S	S	S	S	S	S	S	S	S	S	16	16
Cofer	S	S	S	DNP	P	P	S	P	P	P	P	P	P	S	S	7	15
Cribbs	DS	DNP	P	P	P	P	DNP	P	P	IR	IR	IR	IR	IR	IR	0	7
Crackett	P	P	P	P	P	P	P	P	P	P	P	P	P	P	P	0	16
Dallafor	P	P	P	P	S	S	S	S	S	S	S	S	S	S	S	11	16
Darby	N	N	N	N	N	N	N	N	N	N	N	N	N	N	N	0	1
Dixon	N	N	N	N	N	DNP	N	N	N	N	N	N	N	N	N	0	0
Ferguson	S	IR	IR	IR	IR	IR	IR	IR	IR	P	DNP	DNP	P	DNP	P	1	4
Ford	DNP	IR	IR	IR	IR	IR	IR	IR	IR	P	P	P	S	P	P	1	7

CODES

S..started/P..played/DNP..did not play/IR..injured reserve/N...not with team/DS..developmental squad/I...Inactive NFL..non-football illness/PUP..physically unable to perform

PHO	@NYG	CHI	PIT	@MIN	@T.B.	MIN	@G.B.	@HOU	G.B.	@CIN	CLE	M.O.	@CHI	T.B.	@ATL	-Starts	Played
Gagliano	S	S	P	P	DNP	DNP	DNP	DNP	P	S	P	P	S	S	S	7	11
Gambol	N	N	N	N	N	N	N	N	P	P	P	P	P	P	P	0	6
Gibson	DNP	IR	IR	IR	IR	IR	IR	IR	IR	S	S	S	S	S	S	6	6
Glover	S	S	S	S	S	S	S	S	S	S	S	S	S	S	S	16	16
Gray	P	P	S	I	I	I	I	P	P	P	P	P	DNP	P	P	1	10
Green	P	P	P	P	P	P	P	P	P	P	P	P	P	P	P	0	16
Griffin	P	P	S	P	P	P	P	P	P	P	P	P	P	P	P	1	16
Hipple	DNP	DNP	DNP	DNP	DNP	DNP	DNP	DNP	N	N	N	N	N	N	N	1	1
Holmes	S	S	S	S	S	S	S	S	S	S	S	S	S	S	S	16	16
Jamison	I	P	P	S	S	S	S	S	S	S	I	I	I	I	IR	6	10
R.Johnson	S	S	P	S	S	S	S	S	S	S	S	S	S	S	S	15	16
T.Johnson	P	S	P	P	P	P	P	N	N	N	N	N	N	N	N	2	9
E.Jones	N	N	N	DS	DS	DS	DS	DS	N	DS	DS	DS	DS	DS	DS	0	0
V.Jones	P	S	S	S	S	S	S	S	S	I	I	I	I	I	P	9	11
Karpinski	P	P	P	P	P	P	P	P	P	P	P	P	P	P	P	0	16
Long	IR	IR	IR	IR	IR	IR	IR	IR	DNP	DNP	DNP	DNP	DNP	P	DNP	0	1
Maitch	DNP	DNP	P	DNP	P	P	P	P	P	P	P	P	P	P	P	0	11
McDonald	N	N	N	N	P	P	S	S	S	IR	IR	IR	IR	IR	IR	4	6
McNorton	P	P	P	P	P	P	I	I	I	IR	IR	IR	IR	IR	IR	0	8
Milnichik	P	I	P	P	P	P	P	P	P	P	P	P	P	P	P	1	15
Miller	DS	DS	DS	DS	DS	DS	P	P	P	P	P	P	P	P	P	0	9
Mobley	S	S	P	S	S	P	N	N	N	DNP	DNP	DNP	P	DNP	P	5	10
Mott	IR	IR	IR	IR	IR	IR	IR	IR	IR	IR	IR	IR	IR	IR	IR	0	0
Murray	P	P	P	P	P	P	P	P	P	P	P	P	P	P	P	0	16
Neville	IR	IR	IR	IR	IR	IR	N	N	N	N	N	N	N	N	N	0	0

CODES

S...started/P...played/DNP...did not play/IR...injured reserve/N...not with team/DS...developmental squad/I...Inactive NFL...non-football illness/PUP...physically unable to perform

PHO	@NYG	CHI	PIT	@MIN	@T.B.	MIN	@S.B.	@HOU	G.B.	@CIN	CLE	N.O.	@CHI	T.B.	@ATL	Starts	Played
Noga	N	P	P	P	P	P	P	P	P	S	P	P	P	P	P	1	14
Peige	S	P	P	P	S	S	P	S	P	P	P	P	P	P	P	4	16
Painter	P	P	I	P	P	P	P	P	P	P	P	P	P	P	P	0	15
Palmer	DNP	P	P	P	P	N	N	N	N	N	N	N	N	N	N	0	5
Peete	I	DNP	S	DNP	S	S	S	S	S	S	DNP	S	DNP	DNP	I	8	8
Pete	P	P	P	P	P	P	P	P	P	P	P	P	P	P	P	0	16
Phillips	P	P	S	P	P	P	P	P	P	P	S	S	S	S	S	6	16
Salem	S	S	S	S	S	S	S	P	P	IR	IR	IR	IR	IR	IR	8	10
B.Sanders	P	S	S	S	I	S	S	S	P	S	S	S	S	S	S	13	15
E.Sanders	P	P	P	P	P	P	P	P	P	S	S	S	S	S	S	7	16
Spielman	S	S	S	S	S	S	S	S	S	S	S	S	S	S	S	16	16
Stanley	N	DNP	S	S	S	S	S	S	S	S	S	S	P	S	S	12	14
Taylor	S	S	S	S	S	S	S	S	S	S	S	S	S	S	I	15	15
Utley	S	S	S	S	IR	IR	IR	IR	IR	IR	IR	IR	IR	IR	IR	5	5
Walton	DS	DS	DS	DS	DS	DS	N	N	N	DS	DS	DS	DS	DS	N	0	0
White	S	S	I	S	S	S	S	S	S	S	S	S	S	S	S	15	15
E.Williams	S	S	S	S	S	S	S	S	S	S	S	S	S	S	S	16	16
J.Williams	S	S	S	S	S	S	S	S	S	S	S	S	S	S	S	16	16
M.Williams	N	N	N	N	DS	DS	DS	DS	DS	DS	DS	DS	DS	DS	P	0	1
Woods	P	DS	DS	DS	DS	DS	DS	DS	DS	DS	DS	DS	DS	DS	N	0	2

1989 DETROIT LIONS' REGULAR-SEASON SUPERLATIVES

Attempts
Yards
Average — Per Carry

Longest Run from Scrimmage.....
Longest TD Run from Scrimmage.....

Most Touchdowns

Receptions
Yards

Average — Per Catch.....

Longest Reception.....
Longest Reception for TD.....
Most Touchdowns.....

Attempts
Completions
Completion Percentage.....
Yards
Longest Pass.....
Longest Pass for TD.....
Most Touchdowns.....

Punt Return Attempts.....
Punt Return Yards.....

Punt Return Average.....

Longest Punt Return.....
Kick Return Attempts.....

Kick Return Yards.....
Kick Return Average.....
Longest Kick Return.....
Interception Returns.....
Longest Interception Return.....
Fumble Returns.....
Longest Fumble Return.....

RUSHING

30, Barry Sanders at Green Bay, 10-29 (184 yds.)
184, Barry Sanders at Green Bay, 10-29 (30 att.)
7.9, Barry Sanders at Atlanta, 12-24
7.9, Barry Sanders vs. Phoenix, 9-10
34, Barry Sanders vs. Tampa Bay, 12-17
14, Bob Gagliano at Chicago, 12-10
14, Rodney Peete at Green Bay, 10-29
14, Barry Sanders at Houston, 11-5
3, Barry Sanders at Atlanta, 12-24

RECEIVING

10, Jason Phillips vs. Tampa Bay, 12-17 (115 yds)
248, Richard Johnson vs. New Orleans, 12-3 (8
receptions)
31, Richard Johnson vs. New Orleans, 12-3 (8-248
yds.)
75, Richard Johnson vs. New Orleans, 12-3
75, Richard Johnson vs. New Orleans, 12-3
2, Richard Johnson vs. Green Bay, 11-12-89

PASSING

36, Rodney Peete vs. Minnesota, 10-22 (19 comp.)
21, Bob Gagliano at N. Y. Giants, 9-17 (31 att.)
67.7, Bob Gagliano at Giants, 9-17 (21 of 31)
344, Bob Gagliano at N.Y. Giants, 9-17
75, Bob Gagliano vs. New Orleans, 12-3
75, Bob Gagliano vs. New Orleans, 12-3
2, Bob Gagliano vs. Tampa Bay, 12-17
2, Rodney Peete vs. Green Bay, 11-12-89

RETURNS

7, Walter Stanley vs. New Orleans, 12-3
104, Walter Stanley vs. Green Bay, 11-12-89
(2 punt returns)
52, Walter Stanley vs. Green Bay, 11-12-89
(2 for 104 yds.)
74, Walter Stanley vs. Green Bay, 11-12
6, Mel Gray vs. Chicago, 9-24 (165 yds.)
6, Walter Stanley at Houston, 11-5 (78 yds.)
165, Mel Gray vs. Chicago, 9-24 (6 ret.)
44.5, Paul Palmer vs. Chicago, 9-24 (2 for 89 yds.)
62, Paul Palmer vs. Chicago, 9-24
1, by 7 players
36, Jerry Holmes vs. Cleveland, 11-23-89
1, by 7 players
35, Terry Taylor at Houston, 11-5

continued

Lions 1989 Superlatives *continued*

Most Punts.....

Yards.....

Highest Average.....

Longest Punt.....

Most Points in a Game.....

Most Field Goals.....

Longest Field Goal.....

Most Tackles.....

Most Sacks.....

Most Sack Yards for Losses.....

KICKING GAME

8, Jim Arnold vs. New Orleans, 12-3

8, Jim Arnold at Cincinnati, 11-19

332, Jim Arnold vs. New Orleans, 12-3

51.0, Jim Arnold vs. Tampa Bay, 12-17

64, Jim Arnold vs. Pittsburgh 10-1

SCORING

14, Eddie Murray vs. Tampa Bay, 12-17

4, Eddie Murray vs. Tampa Bay, 12-17

50, Eddie Murray at Minnesota, 10-8

TACKLES

14, Chris Spielman at Tampa Bay, 10-15

3, Eric Williams vs. Pittsburgh, 10-1

33, Eric Williams vs. Pittsburgh, 10-1

1989 OPPONENTS' REGULAR-SEASON SUPERLATIVES

Attempts.....

Yards.....

Average — Per Carry.....

Longest Run from Scrimmage.....

TD Run from Scrimmage.....

Most Touchdowns.....

Receptions.....

Yards.....

Average — Per Catch.....

Longest Reception.....

Longest Reception for TD.....

Most Touchdowns.....

Attempts.....

Completions.....

Completion Percentage.....

Yards.....

Longest Pass.....

Longest Pass for TD.....

Most Touchdowns.....

RUSHING

25, O.J. Anderson (at N.Y. Giants) 9-17

116, Neal Anderson (Chicago) 9-24

7.6, Jim Harbaugh (at Chicago) 12-10 (8-61 yds.)

53, Neal Anderson (Chicago) 9-24

53, Neal Anderson (Chicago) 9-24

1, 13 players

RECEIVING

11, Tim McGee (at Cincinnati) 11-19

194, Tim McGee (at Cincinnati) 11-19

55, Glen Kozlowski (Chicago) 9-24 (1 recp. 55 yds.)

69(TD), Mark Carrier (Tampa Bay) 12-17

69, Mark Carrier (Tampa Bay) 12-17

1, by 17 players

PASSING

66, Chris Miller (at Atlanta) 12-24

37, Chris Miller (at Atlanta) 12-24

78.9, Warren Moon (at Houston) 11-5 (30-of-38 345 yds.)

399, Boomer Esiason (at Cincinnati) 11-15

69(TD), Joe Ferguson (Tampa Bay) 12-17

69, Joe Ferguson (Tampa Bay) 12-17

3, Boomer Esiason (at Cincinnati) 11-19

1989 STATISTICALLY SPEAKING

TURNOVERS

	Lions' Turnovers	#Led To Points	Opp's Points Off TO's	Game Result	Opponents Turnovers	#Led TO Points	Lions' Points Off Turnovers
PHOENIX	1	0	0	L (13-16)	1	0	0
@N.Y. Giants	5	1	7	L (14-24)	1	0	0
CHICAGO	5	4	24	L (27-47)	0	0	0
PITTSBURGH	4	4	23	L (3-23)	0	0	0
@Minnesota	4	2	14	L (17-24)	3	0	0
@Tampa Bay	4	2	10	W (17-16)	1	1	3
MINNESOTA	5	2	14	L (7-20)	1	0	0
@Green Bay	2	1	3	L (23-20) OT	2	2	10
@Houston	2	1	12	L (31-35)	4	2	14
Green Bay	3	2	10	W (31-22)	4	4	24
@Cincinnati	6	3	21	L (42-7)	3	0	0
Cleveland	1	0	0	W (13-10)	2	0	0
New Orleans	2	1	7	W (21-14)	2	0	0
@Chicago	2	1	7	W (27-17)	1	0	0
Tampa Bay	2	0	0	W (33-7)	5	3	13
@Atlanta	2	1	7	W (31-24)	1	1	7
16-GAME TOTALS	48	25	163		31	13	61

INSIDE THE 20 (IN 1989)

	By Lions	Times Scored	Lions' Points	By Opponents	Times Scored	Opponent's Points
PHOENIX	3	3	13 (1 TD, 2 FG'S)	4	4	16 (1 TD, 2 FG'S)
at N.Y. Giants	2	1	7 (1 TD)	3	2	14 (2 TD'S)
CHICAGO	3	3	21 (3 TD'S)	6	6	33 (3 TD'S, 4FG'S)
PITTSBURGH	4	1	3 (1 FG)	3	3	16 (2 TD'S, 1 FG)
at Minnesota	4	2	14 (2 TD'S)	3	2	10 (1 TD, 1 FG)
at Tampa Bay	3	2	10 (1 TD, 1 FG)	3	3	9 (3 FG'S)
MINNESOTA	2	1	7 (1 TD)	2	2	14 (2 TD'S)
at Green Bay	3	2	14 (2 TD'S)	3	3	17 (2 TD'S, 1 FG)
at Houston	3	3	21 (3 TD'S)	6	5	35 (5 TD'S)
Green Bay	3	3	21 (3 TD'S)	4	3	17 (2 TD'S, 1 FG)
at Cincinnati	2	1	7 (1 TD)	4	4	28 (4 TD'S)
Cleveland	2	1	3 (1 FG)	2	1	3 (1 FG)
New Orleans	3	2	14 (2 TDs)	2	1	7 (1 TD)
at Chicago	4	3	24 (3 TDs, 1 FG)	4	3	17 (2 TDs, 1 FG)
Tampa Bay	7	6	26 (2 TDs, 4 FGs)	0	0	0
at Atlanta	3	3	17 (2 TDs, 1 FG)	4	4	24 (3 TDs, 1 FG)
16-GAME TOTALS	51	37	222 (22 TD'S, 10 FG'S)	53	46	260 (33 TD'S, 16 FG'S)

THE 1989 LIONS WERE ...

4-4 AT HOME	1-6 WHEN TRAILED AT HALF	6-1 WHEN LED AT END OF 3RD QUARTER	5-3 WHEN SCORING 21 OR MORE POINTS
4-6 IN DDMED STADIUMS	4-9 WHEN WON COIN TOSS	1-8 WHEN BEHIND AT END OF 3RD QUARTER	6-5 WHEN LED AT END OF 1ST QUARTER
2-2 IN THREE-POINT GAMES	3-5 ON THE ROAD	3-0 WHEN LOST COIN TOSS	1-3 WHEN BEHIND AT END OF 1ST QUARTER
6-5 WHEN SCORED FIRST	3-3 OUTDOORS	4-8 ON ARTIFICIAL TURF	2-1 WHEN TIED AT HALF
4-2 WHEN LED AT HALF	3-2 WHEN YIELDING 20 POINTS OR LESS	3-1 ON GRASS	1-0 WHEN TIED AT END OF 1ST QUARTER

ROSTER MOVES SINCE SEPTEMBER 4, 1989

- September 4: Lions waived: **G SCOTT BARROWS**, **DE JAMES CRIBBS** (D-12 '89), **S RAPHEL CHERRY**, **WR-KR BOBBY JOE EDMONDS**, **T CRIS GAMBOL**, **QB RUSTY HILGER**, **LB KEITH KARPINSKI**, **LB DERRICK LITTLE**, **WR PETE MANDLEY**, **S DEVON MITCHELL**, **CB WILLIE TULLIS**, **LB TIM WALTON** AND **SB SCOTT WILLIAMS**.
- September 5: Lions re-signed rookie **LB KEITH KARPINSKI**. Claimed **RB PAUL PALMER** on waivers from the Kansas City Chiefs. **QB CHUCK LONG** placed on the injured list. Waived **RB GARRY JAMES**.
- September 6: Lions claimed **WR WALTER STANLEY** on waivers from the Green Bay Packers. **WR KEITH McDONALD** waived. Re-signed and placed the following players on the Developmental Squad: **DB BRUCE ALEXANDER**, **DE JAMES CRIBBS**, **DB JOHN MILLER** and **LB TIM WALTON**.
- September 7: Lions signed **SB BARRY SANDERS** (1st-round, 3rd overall).
- September 9: Lions added **SB BARRY SANDERS** to the active roster. Waived **WR WALTER STANLEY**.
- September 10: Lions de-activated **LB GEORGE JAMISON** (ankle) and **QB RODNEY PEETE** (knee) vs. Phoenix.
- September 11: Lions waived **WR JEFF CHADWICK** AND **DE BYRON DARBY**. Awarded **WR WALTER STANLEY** via waivers. Signed free-agent **DL KEVIN BROOKS**.
- September 14: Lions placed **WR JOHN FORD** (hamstring) on injured reserve. Signed **C TREVOR MATICH**.
- September 15: Lions placed **DE KEITH FERGUSON** (ankle) on injured reserve.
- September 17: Lions de-activated **QB RODNEY PEETE** (knee) at N.Y. Giants.
- September 18: Lions placed **ILB DENNIS GIBSON** (shoulder) on injured reserve. Waived **WR MARK NICHOLS** and **DE STEVE HAMILTON** from injured reserve list.
- September 20: Lions signed free agents **LB NIKO NOGA** and **S MICHAEL BRIM**.
- September 21: Lions activated **JAMES CRIBBS** from the Developmental Squad. Waived **CB JERRY WOODS**.
- September 22: Lions added **CB JERRY WOODS** to the Developmental Squad.
- September 24: Lions de-activated **CB MICHAEL BRIM** and **OL JOE MILINICHIK** vs. Chicago.
- October 1: Lions de-activated **SB CARL PAINTER** (ankle) and **S WILLIAM WHITE** (hand) vs. Pittsburgh.
- October 2: Lions added **QB ERIC JONES** to the Developmental Squad.
- October 8: Lions de-activated **CB MICHAEL BRIM** and **WR MEL GRAY** (shoulder) at Minnesota.
- October 11: Lions placed **G MIKE UTLEY** (knee) on injured reserve. Signed free agent **WR KEITH McDONALD**. Added **WR MIKE WILLIAMS** to the Developmental Squad.
- October 15: Lions de-activated **WR MEL GRAY** (shoulder) and **SB BARRY SANDERS** (ribs) at Tampa Bay.

- October 17: Lions traded SB **PAUL PALMER** to the Dallas Cowboys for a 1990 undisclosed draft choice. Signed WR **TITUS DIXON**.
- October 18: Lions waived LB **TIM WALTON** from the Developmental roster.
- October 22: Lions de-activated CB **MICHAEL BRIM** and WR **MEL GRAY** (shoulder) vs. Minnesota.
- October 25: Lions waived WR **TITUS DIXON** and CB **MICHAEL BRIM**. Awarded LB **MARK BROWN** from waivers.
- October 27: Added S **JOHN MILLER** to the active roster from the Developmental Squad.
- October 29: Lions de-activated LB **MARK BROWN** and WR **MEL GRAY** (shoulder) at Green Bay.
- October 30: Lions waived OL **TOM NEVILLE** from injured reserve.
- November 3: Lions waived WR **STACEY MOBLEY**. Added CB **BRUCE ALEXANDER** to the active roster from the Developmental Squad.
- November 5: Lions de-activated WR **MEL GRAY** (shoulder) and CB **BRUCE McNORTON** (knee) at Houston.
- November 7: Lions waived QB **ERIC HIPPLE** and activated QB **CHUCK LONG** from injured reserve.
- November 8: Lions waived WR **TROY JOHNSON** and activated WR **JOHN FORD** from injured reserve.
- November 12: Lions de-activated LB **MARK BROWN** and CB **BRUCE McNORTON** (knee) vs. Green Bay.
- November 19: Lions de-activated LB **VICTOR JONES** (toe) and CB **BRUCE McNORTON** (knee) at Cincinnati.
- November 21: Lions placed WR **KEITH McDONALD** (groin) on injured reserve. Re-signed WR **STACEY MOBLEY** and re-signed QB **ERIC JONES** and added him to the Developmental Squad.
- November 22: Lions placed DE **JAMES CRIBBS** (knee/toe) and CB **BRUCE McNORTON** (knee) on injured reserve. Activated DE **KEITH FERGUSON** and LB **DENNIS GIBSON** from the injured list.
- November 23: Lions de-activated LBs **GEORGE JAMISON** (knee) and **VICTOR JONES** (toe) vs. Cleveland.
- December 3: Lions de-activated LBs **GEORGE JAMISON** (knee) and **VICTOR JONES** (toe) vs. New Orleans.
- December 10: Lions de-activated LBs **GEORGE JAMISON** (knee) and **VICTOR JONES** (toe) at Chicago.
- December 17: Lions de-activated LBs **GEORGE JAMISON** (knee) and **VICTOR JONES** (toe) vs. Tampa Bay.
- December 22: Lions place LB **GEORGE JAMISON** (knee) on injured reserve. Added WR **MICHAEL WILLIAMS** to the active roster. Deleted QB **ERIC JONES**, DB **JERRY WOODS** and LB **TIM WALTON** from the Developmental Squad.
- December 24: Lions de-activated QB **RODNEY PEETE** (knee) and CB **TERRY TAYLOR** (thigh) at Atlanta.
- December 26: General Manager **RUSS THOMAS** retired.
- December 27: Lions named **CHUCK SCHMIDT** as Executive Vice-President and CEO.

- February 1: Seventeen players placed on the Lions' unprotected list under the NFL Plan B Free Agency System: WRs **KEITH McDONALD**, **STACEY MOBLEY**, **@WALTER STANLEY**, **@MIKE WILLIAMS**; OL **KEN DALLAFIOR**, **@CHRIS GAMBOL**, **@TREVOR MATICH**, **@JOE MILINICHIK**, **STEVE MOTT**; SB **@TONY PAIGE**; DBs **JAMES GRIFFIN**, **@JERRY HOLMES**, **BRUCE McNORTON**, **JOHN MILLER**; DL **@JAMES CRIBBS**, **CURTIS GREEN**; and LB **KEITH KARPINSKI**.
- February 5: Lions' defensive line coach Dick Modzeleski retired. Administrative assistant **MIKE MURPHY** resigned. Lions name **LAMAR LEACHMAN** as defensive line coach, **LEN FONTES** secondary coach and **BILLIE MATTHEWS** running backs coach. Promoted **DAVE LEVY** to offensive and defensive administrative assistant.
- March 1: Strength and conditioning coach Skip Allen resigned.
- March 2: Lions signed free agent *WR **AUBREY MATTHEWS** and WR **BYRON WILLIAMS**.
- March 6: Lions signed free agent *C **CURTIS WILSON**.
- March 7: Lions signed free agent *DE **MARK DUCKENS**.
- March 8: Lions signed free agents QB **ERIC JONES** and CB **GARY RICHARDS**. Named **BERT HILL** as strength and conditioning coach.
- March 21: Lions signed the following free agents: *SB **ERIC WILKERSON** and SB **KEN DAWSON**, DBs **CHUCK MILLER**, **DAVID HOLMES**, and **TIM BROADY**, WR **DAVIS SMITH**, DE **PAT MARLATT** and QB **ERIK KRAMER**.
- March 23: Lions signed *S **SHERMAN COCROFT** and DT **KEN GUIDRY**.
- March 26: Lions signed *S **HERB WELCH**.
- March 28: Lions signed *CB **WILLIAM JUDSON**.
- March 29: Lions signed *WR **TERRY GREER**.
- April 22: Lions drafted QB **ANDRE WARE** (D-1), DE **DAN OWENS** (D-2), DT **MARC SPINDLER** (D-3), OLB **ROB HINCKLEY** (D-4a), CB **CHRIS OLDHAM** (D-4b), WR **JEFF CAMPBELL** (D-5), RB **MAURICE HENRY** (D-6), OLB **TRACY HAYWORTH** (D-7), WR **WILLIE GREEN** (D-8a), G **ROMAN FORTIN** (D-8b), T **JACK LINN** (D-9), WR **BILL MILLER**, (D-10), RB **REGINALD WARNSLEY** (D-11) and WR **ROBERT CLAIBORNE** (D-12).
- April 25: Lions signed WR **MIKE FARR**.
- May 2: Lions trade QB **CHUCK LONG** to the L.A. Rams for an undisclosed 1991 draft choice. Signed the following free agents: CB **ROBBIE ANDREWS**, LBs **JIM DuBOSE** and **DELMAR CHESLEY**, P **TROY FAUNCE**, OLs **GEORGE LINBERGER**, **CHRIS HUSKO**, **ERIC TOWE**, **MARK HOFLAND** and **EDDIE GRANT**, WRs **GREY DYKES**, **KIP LEWIS**, and **M.J. NELSON**. Waived NT **KEN GUIDRY** and QB **ERIC JONES**.
- May 7: Lions signed free agent OL **SCOTT PARKER**, DLs **LEON COLE**, and **DERRELL ROBERTSON** OLB **MIKE WILLIAMS**.

NOTE: (*) Those players signed by the Lions were apart of the newly-created NFL system of free agency ... (@) Those players signed by other teams under the new free agent plan.



LIONS HONORS

LIONS HONORS

LIONS HONORS

LIONS HONORS

LIONS HONORS

LIONS HONORS

LIONS HONORS

LIONS HONORS

LIONS HONORS

LIONS HONORS

1990 MOST VALUABLE PLAYERS



JERRY BALL — DEFENSE



BARRY SANDERS — OFFENSE



TOBY CASTON — SPECIAL TEAMS

LIONS' MVP SELECTIONS THROUGH THE YEARS

Since the 1952 season, Detroit Lions' players have voted for the Lions' Most Valuable Player. From that initial MVP vote until 1966, only one Lions' player was honored per season. Since 1967, Offensive and Defensive MVPs have been honored, and since 1981, the Lions also have voted for a Special Teams' MVP. For the 1989 season, the Offensive MVP was running back **Barry Sanders**, who re-wrote the Lions' rushing record book with 1,470 yards and 14 TDs. On defense, nose tackle **Jerry Ball** was named, for the first time, to the Pro Bowl team following his best season as a pro. The special teams' top performer was linebacker **Toby Caston**, who spearheaded the special teams with 19 tackles.

YEAR	OFFENSE	DEFENSE	SPECIAL TEAMS
1989	Barry Sanders	Jerry Ball	Toby Caston
1988	Rusty Hilger	Michael Cofer	George Jamison
1987	Pete Mandley	Jimmy Williams	Paul Butcher
1986	Keith Dorney/James Jones	Keith Ferguson	Paul Butcher
1985	James Jones	Jimmy Williams	Alvin Hall
1984	James Jones	Ken Fantetti	Roosevelt Barnes
1983	Billy Sims	William Gay	Roosevelt Barnes
1982	Billy Sims	Al Baker	Ken Callicutt
1981	Eric Hipple	Stan White	Ken Callicutt
1980	Billy Sims	Dave Pureifory	
1979	Fred Scott	Doug English	
1978	Gary Danielson	Al Baker	
1977	Jon Morris	Charlie Weaver	
1976	Ray Jarvis	Charlie Weaver	
1975	Dexter Bussey	Paul Naumoff	
1974	Bill Munson	Levi Johnson	
1973	Altie Taylor	Herb Orvis	
1972	Rockne Freitas	Larry Hand	
1971	Steve Owens	Mike Lucci	
1970	Charlie Sanders	Mike Lucci	
1969	Charlie Sanders	Mike Lucci	
1968	Mel Farr	Wayne Walker	
1967	Mel Farr	Lem Barney	

Only one player was selected from 1952-1966.

1966	Pat Studstill	1958	Joe Schmidt
1965	Bruce Maher	1957	Joe Schmidt
1964	Jim Gibbons	1956	Bobby Layne
1963	Earl Morrall	1955	Joe Schmidt
1962	Gail Cogdill	1954	Bobby Layne
1961	Joe Schmidt	1953	Dick Stanfel
1960	Nick Pietrosante	1952	Jim Doran
1959	Jim Martin		

LIONS' PRO BOWL PLAYERS



JERRY BALL – NT



CHRIS SPIELMAN – LB



EDDIE MURRAY – K



BARRY SANDERS – SB

LIONS' PRO BOWL PLAYERS

DEFENSIVE ENDS AND RECEIVERS YEARS

Baker, Al (3)	1978-79-80
Barr, Terry (2)	1964-65
Box, Cloyce (2)	1951-52
Cogdill, Gail (3)	1961, 63-64
Gay, William (1)	1983
Gibbons, Jim (3)	1961-62, 65
Hill, David (2)	1978-79
Sanders, Charlie (7)	1969-70-71-72, 75-77
Studstill, Pat (2)	1966-67

OFFENSIVE AND DEFENSIVE TACKLES YEARS

Ane, Charlie (2)	1957, 59
Ball, Jerry (1)	1989
Brown, Roger (5)	1963-64-65-66-67
Creekmur, Lou (8)	1951-58
Dorney, Keith (1)	1982
English, Doug (4)	1978, 81-82-83
Freitas, Rocky (1)	1973
Karras, Alex (4)	1961-62-63, 66
McCord, Darris (1)	1958

GUARDS YEARS

Gordy, John (3)	1964-65-66
Martin, Jim (1)	1962
McGraw, Thurman (1)	1951
Sewell, Harley (4)	1958-59-60, 63
Stanfel, Dick (1)	1954

CENTERS YEARS

Bingaman, Les (2)	1952, 54
Flanagan, Ed (4)	1970-71-72, 74
Torgeson, LaVern (1)	1955

QUARTERBACKS YEARS

Layne, Bobby (3)	1953-54, 57
Landry, Greg (1)	1972

LINEBACKERS YEARS

Cofer, Michael (1)	1988
Lucci, Mike (1)	1972
Naumoff, Paul (1)	1971
Schmidt, Joe (10)	1955-64
Spielman, Chris (1)	1989
Walker, Wayne (3)	1964-65-66

DEFENSIVE BACKS YEARS

Barney, Lem (7)	1968-69-70, 73-74, 76-77
Christiansen, Jack (5)	1954-58
David, Jim (6)	1955-60
Doll, Don (3)	1951-52-53
Jauron, Dick (1)	1975
Lane, Dick (3)	1961-62-63
Lary, Yale (9)	1954, 57-63, 65
LeBeau, Dick (3)	1965-66-67
Smith, Bob (1)	1953
Stits, Bill (1)	1955

OFFENSIVE BACKS YEARS

Farr, Mel (2)	1968, 71
Harder, Pat (1)	1953
Hoemschemeyer, Bob (2)	1952-53
Owens, Steve (1)	1972
Pietrosante, Nick (2)	1961-62
Sanders, Barry (1)	1989
Sims, Billy (3)	1980-81-82
Walker, Doak (5)	1951-52, 54-56

PLACEKICKERS / PUNTERS YEARS

Arnold, Jim (2)	1987, 1988
Murray, Eddie (2)	1980, 1989
Skladany, Tom (1)	1981



LEM BARNEY



LOU CREEKMUR



CHARLIE SANDERS



BILLY SIMS

LIONS' PRO BOWL PLAYERS BY YEAR

- 1951** ... Cloyce Box, E
 Lou Creekmur, T
 Don Doll, DB
 Thurman McGraw, G
 Doak Walker, RB
- 1952** ... Les Bingaman, C
 Cloyce Box, E
 Lou Creekmur, T
 Don Doll, DB
 Bob Hoernschemeyer, RB
 Doak Walker, RB
- 1953** ... Lou Creekmur, T
 Don Doll, DB
 Pat Harder, RB
 Bob Hoernschemeyer, RB
 Bobby Layne, QB
 Bob Smith, DB
- 1954** ... Les Bingaman, C
 Jack Christiansen, DB
 Lou Creekmur, T
 Yale Lary, DB
 Bobby Layne, QB
 Dick Stanfel, G
 Doak Walker, RB
- 1955** ... Jack Christiansen, DB
 Lou Creekmur, T
 Jim David, DB
 Joe Schmidt, LB
 Bill Stits, DB
 LaVern Torgeson, C
 Doak Walker, RB
- 1956** ... Jack Christiansen, DB
 Lou Creekmur, T
 Jim David, DB
 Joe Schmidt, LB
 Doak Walker, E
- 1957** ... Charlie Ane, T
 Jack Christiansen, DB
 Lou Creekmur, T
 Jim David, DB
 Yale Lary, DB
 Bobby Layne, QB
 Joe Schmidt, LB
- 1958** ... Jack Christiansen, DB
 Lou Creekmur, T
 Jim David, DB
 Yale Lary, DB
 Darris McCord, T
 Joe Schmidt, LB
 Harley Sewell, G
- 1960** ... Jim David, DB
 Yale Lary, DB
 Joe Schmidt, LB
 Harley Sewell, G
- 1961** ... Gail Cogdill, E
 Jim Gibbons, E
 Alex Karras, T
 Dick Lane, DB
 Yale Lary, DB
 Nick Pietrosante, RB
 Joe Schmidt, LB
- 1962** ... Jim Gibbons, E
 Alex Karras, T
 Dick Lane, DB
 Yale Lary, DB
 Jim Martin, G
 Nick Pietrosante, RB
 Joe Schmidt, LB
- 1963** ... Roger Brown, T
 Gail Cogdill, E
 Alex Karras, T
 Dick Lane, DB
 Yale Lary, DB
 Joe Schmidt, LB
 Harley Sewell, G
- 1964** ... Terry Barr, E
 Roger Brown, T
 Gail Cogdill, E
 John Gordy, G
 Joe Schmidt, LB
 Wayne Walker, LB
- 1965** ... Terry Barr, E
 Roger Brown, T
 Jim Gibbons, E
 John Gordy, T
 Yale Lary, DB
 Dick LeBeau, DB
 Wayne Walker, LB
- 1966** ... Roger Brown, T
 John Gordy, T
 Alex Karras, T
 Dick LeBeau, DB
 Pat Studstill, E
 Wayne Walker, LB
- 1967** ... Roger Brown, T
 Dick LeBeau, DB
 Pat Studstill
- 1968** ... Lem Barney, DB
 Mel Farr, RB
- 1969** ... Lem Barney, DB
 Charlie Sanders, TE
- 1970** ... Lem Barney, DB
 Ed Flanagan, C
 Charlie Sanders, TE
- 1971** ... Mel Farr, RB
 Ed Flanagan, C
 Paul Naumoff, LB
 Charlie Sanders, TE
- 1972** ... Ed Flanagan, C
 Greg Landry, DB
 Mike Lucci, LB
 Steve Owens, RB
 Charlie Sanders, TE
- 1973** ... Lem Barney, DB
 Rocky Freitas, T
- 1974** ... Lem Barney, DB
 Ed Flanagan, C
- 1975** ... Dick Jauron, DB
 Charlie Sanders, TE
- 1976** ... Lem Barney, DB
 Charlie Sanders, TE
- 1977** ... Lem Barney, DB
 Charlie Sanders, TE
- 1978** ... David Hill, TE
 Doug English, T
- 1979** ... Al Baker, E
 David Hill, TE
- 1980** ... Al Baker, E
 Ed Murray, K
 Billy Sims, RB
- 1981** ... Doug English, T
 Billy Sims, RB
 Tom Skladany, P
- 1982** ... Keith Dorney, T
 Doug English, T
 Billy Sims, RB
- 1983** ... William Gay, E
 Doug English, T
- 1987** ... Jim Arnold, P
- 1988** ... Jim Arnold, P
 Michael Cofer, LB
- 1989** ... Jerry Ball, NT
 Ed Murray, K
 Barry Sanders, RB
 Chris Spielman, LB

PRO FOOTBALL HALL OF FAME LIONS

This season marks the 27th year for the Pro Football Hall of Fame, located in Canton, Ohio. Ten of the Detroit Lions' former greats are enshrined in the Hall having been chosen among the finest to ever play the pro game.

DEFENSIVE BACK



JACK CHRISTIANSEN

Lions: 1951-58 ... College: Colorado State ... Enshrined: 1970

All-NFL six straight years and the leader of "Chris' Crew" — a standout secondary that helped lead the Lions to NFL dominance in the 1950s ... Led the NFL in interceptions in 1953 and '57, and holds NFL record for most punt return TDs in a career (8) and as a rookie (4).

QUARTERBACK



EARL "DUTCH" CLARK

Lions: 1934-38 ... College: Colorado College ... Enshrined: 1963

(Charter Member) Played for the Portsmouth Spartans (1931-32) before moving with the franchise to Detroit ... All-NFL six times and three-time NFL scoring champ ... Led the Lions to their first NFL Championship (1935) and coached Detroit for two seasons (1937-38).

HALFBACK



BILL DUDLEY

Lions: 1947-49 ... College: Virginia ... Enshrined: 1966

Also played for the Steelers and the Redskins ... Was the NFL's MVP after he led the League in rushing, interceptions and punt returns with the Steelers in '46 ... Led Detroit in rushing in '49 and in scoring in his three Lions' seasons.

FULLBACK



JOHN HENRY JOHNSON

Lions: 1957-59 ... College: Arizona State ... Enshrined: 1987

Also played for the 49ers, Steelers and Oilers ... Led the Lions in rushing (621 yards) in the 1957 NFL Championship season ... Rushed for 6,803 yards and 48 TDs in his 13-year NFL career.

PRO FOOTBALL HALL OF FAME LIONS



DEFENSIVE BACK

DICK "NIGHT TRAIN" LANE

Lions: 1960-65 ... College: Scottsbluff J.C. ... Enshrined: 1974

Also played for the Rams and Cardinals ... Set NFL interception record (14) as a Rams' rookie (1952) ... All-NFL five years and named to six Pro Bowls ... Twice led the NFL in interceptions ('52 and '54) and had 68 career interceptions.



DEFENSIVE BACK/PUNTER

YALE LARY

Lions: 1952-53, 1956-64 ... College: Texas A&M ... Enshrined: 1979

Starred on three Detroit NFL Championship teams in the 1950s ... All-NFL four years and played in nine Pro Bowls ... Holds Detroit record for career punts (503) and punting average (44.3), and season punting average (48.9) ... Had 50 career interceptions.



QUARTERBACK

BOBBY LAYNE

Lions: 1950-58 ... College: Texas ... Enshrined: 1967

Also played for the Bears, N.Y. Bulldogs and Steelers in a 15-season career ... The General led the Lions to three NFL Championships in the 1950s, passing for a Detroit record 15,710 yards and 118 TDs ... Passed for 26,768 yards and 196 TDs in his pro career.



LINEBACKER

JOE SCHMIDT

Lions: 1953-65 ... College: Pittsburgh ... Enshrined: 1973

A master at MLB, he was All-NFL eight years and played in nine straight Pro Bowls ... Four-time Lions' MVP and nine-year team captain ... Played on the '53 and '57 Detroit title teams ... Detroit head coach for six seasons (1967-72) with a 43-34-7 record.

PRO FOOTBALL HALL OF FAME LIONS



HALFBACK

DOAK WALKER

Lions: 1950-55 ... College: Southern Methodist ... Enshrined: 1986
Do-everything performer who was the NFL's "Rookie of the Year" and scoring champion (128 points) in 1950 ... Also was the League scoring champ in '55 (96 points) ... Starred on two Detroit Championship teams ... All-NFL four years and played in five Pro Bowls.



CENTER/LINEBACKER

ALEX WOJCIECHOWICZ

Lions: 1938-46 ... College: Fordham ... Enshrined: 1968
Also played for the Eagles ... Two-way performer and iron man for 8½ Lions' seasons ... Detroit's No. 1 draft pick in '38 ... played on two NFL title teams for the Eagles.



EARL "DUTCH" CLARK

HEISMAN TROPHY LIONS

The Downtown Athletic Club of New York City has awarded the coveted Heisman Memorial Trophy annually since 1935 to honor the outstanding college football player in the nation. The Lions take pride in that eight Heisman winners have played or are playing in Detroit.



HALFBACK

HOWARD "HOPALONG" CASSADY

College: Ohio State ... Heisman: 1955 ... Lions: 1956-61, '63

Rushed for 964 yards and scored 15 TDs for the Buckeyes to be named the Big Ten's MVP and capture the Heisman in '55 ... Rushed for 1,223 yards and six TDs and had 1,413 receiving yards and 16 TDs in his Lions' career.



END

LEON HART

College: Notre Dame ... Heisman: 1949 ... Lions: 1950-57

Only one of two linemen (with Yales' Larry Kelley in '36) to win the Heisman ... Caught 19 passes for 257 yards at tight end for the undefeated 1949 Fighting Irish ... Scored 31 TDs and caught 173 passes for 2,499 yards in his Lions' career.



FULLBACK

STEVE OWENS

College: Oklahoma ... Heisman: 1969 ... Lions: 1970-74

Rushed for 1,523 yards and scored 23 TDs for the '69 Sooners ... Was the Lions' first 1,000-yard rusher (1,035 yards in '71) and rushed for a total of 2,451 yards in a career cut short by injury.



RUNNING BACK

BARRY SANDERS

College: Oklahoma State ... Heisman: 1988 ... Lions: 1989-present

Set 13 NCAA records including 2,628 rushing yards and scored 39 TDs and 234 points for the '88 Cowboys ... 1989 NFL "Rookie of the Year" with a Detroit record 1,470 rushing yards and 14 TDs.

HEISMAN TROPHY LIONS

RUNNING BACK



BILLY SIMS

College: Oklahoma ... Heisman: 1978 ... Lions: 1980-84

Had a NCAA-high 1,762 yards and scored 20 TDs for the '78 Sooners as a junior ... NFL's first pick in the 1980 draft ... In a career prematurely ended by a knee injury, he still managed to set the Lions' career rushing mark with 5,106 yards.



BACK

FRANK SINKWICH

College: Georgia ... Heisman: 1942 ... Lions: 1943-44

Do-it-all performer who led the '42 Bulldogs with a Southeastern Conference record 2,187 total offense yards ... Played only two years in Detroit and then sustained a career-ending injury while serving in the military during World War II.



HALFBACK

DOAK WALKER

College: Southern Methodist ... Heisman: 1948 ... Lions: 1950-55

Led the Mustangs to an 8-1-1 record with 532 rushing yards and 11 TDs in '48 ... Only Lion to have won the Heisman and be enshrined in the Pro Football Hall of Fame ... Scored a (then) Detroit record 534 career points.



QUARTERBACK

ANDRE WARE

College: Houston ... Heisman: 1989 ... Lions: 1990 Rookie

Detroit's top draft pick in '90, he set 26 NCAA records while passing for 4,699 yards and 46 TDS and completed 63.1% (365-578) of his passes for the '89 Houston Cougars.



1989 INDIVIDUAL HONORS AND MILESTONES

Jerry Ball

NFC Pro Bowl starter	first appearance
Lions' Defensive MVP	
Lions' Quarterback Club MVP	
Career-high in total tackles	73
Pro Football Weekly All-Pro team	

Toby Caston

Led special teams in tackles	19
Special Teams MVP	

Michael Cofer

Most sacks among Detroit defenders	9.5
------------------------------------	-----

Robert Clark

Receptions career-high	41
Receiving yardage career-high	748

Bob Gagliano

8th-most passing yardage by a Lion	344
------------------------------------	-----

Mel Gray

Pro Football Weekly All-NFC (punt returner)	
NFC Kickoff Return (Avg.) Leader	26.7

Richard Johnson

Record receptions by a Lions' receiver	70
Longest reception (and for TD) of the season	75
2nd-most receiving yardage in a game by a Lion	248
2nd-most receiving yardage in a season by a Lion	1,091
NFL/Lite Offensive Player of the Week (Dec. 3, 1989, vs. Saints)	

Eddie Murray

NFC Pro Bowl kicker	second appearance
Team scoring leader	Tenth consecutive year
NFL record, tied highest FG accuracy	95.24% (20-21)
20th among all-time NFL scorers	943
10th on Lions' Longevity Log for most games played	147
19 consecutive FGs streak	
Second-team All-Decade (Pro Football Writers Association), Sports Illustrated's "Z" Team All-Pro, Pro Football Weekly All-Pro team, College and Pro Football Newsweekly All-Pro second team, Associated Press All-Pro second team, Football News All-NFC team.	

Rodney Peete

Football Digest All-Rookie team	
NFL/Lite Offensive Player of the Week (Oct. 15, 1989, at Tampa Bay)	
NFC Offensive Player of the Week (Oct. 15, 1989, at Tampa Bay)	

continued

Barry Sanders

NFC Pro Bowl starter	first appearance
NFC leading rusher	1,470
Record yards rushing by a Lion	
Record yards rushing by a Lions' rookie	
Record TDs scored rushing by a Lion	14
3rd-most rushing attempts by a Lion	280
6th-most rushing yards in a game by a Lion	184
Associated Press All-Pro team, College and Pro Football Newsweekly NFL All-Pro team, Pro Football Writers Association All-Pro team, Football Digest All-Pro team, The Sporting News All-Pro team, Pro Football Weekly All-NFL, Pro Football Weekly Offensive Rookie-of-the-Year, AP Offensive Rookie-of-the-Year, Sports Illustrated's "Z" team Rookie-of-the-Year, United Press International NFC Rookie-of-the-Year, The Sporting News Rookie-of-the-Year, NFL Films Rookie-of-the-Year, College and Pro Football Newsweekly Offensive Rookie-of-the-Year, PFWA Rookie-of-the-Year, Football Digest Offensive Rookie-of-the-Year, Football News All-NFC team, UPI All-NFC team, Lions' Offensive MVP, Lions' Quarterback Club Offensive MVP	

Chris Spielman

NFC Pro Bowl starter	first appearance
Lions' leading tackler (second straight year)	125
Career-high for sacks	4.5
All-Madden team, College and Pro Football Newsweekly NFL All-Pro team, UPI All-NFC second team, Football News All-NFC team	

NEARING MILESTONES IN 1990 ...

Jim Arnold

to reach 600 career punts	600 punts	needs	54
to reach 3th place in Lions' history (punting)	needs	6	

Mel Gray

to reach 4th place in Lions' kickoff return yardage	needs	955
---	-------	-------	-----

Eddie Murray

to reach 7th place in Lions history (most games)	needs	14
to reach 1,000 career points	needs	57
to reach 18th place in all-time NFL scoring	needs	17

Barry Sanders

to reach 3rd place in Lions' history (rushing TDs)	needs	12
to reach 7th place in Lions' history (rushing yards)	needs	1,228



THE RECORDS SECTION

THE RECORDS SECTION

THE RECORDS SECTION

THE RECORDS SECTION

THE RECORDS SECTION

THE RECORDS SECTION

THE RECORDS SECTION

THE RECORDS SECTION

THE RECORDS SECTION

THE RECORDS SECTION

LIONS' INDIVIDUAL RECORDS

(1934-89)

CAREER — SERVICE

Most Seasons

- 15 by Wayne Walker, 1958-72
- 14 by Dick LeBeau, 1959-72
- 13 by Joe Schmidt, 1953-65
 - by Darris McCord, 1955-67
 - by Larry Hand, 1964-77
- 12 by Alex Karras, 1958-62, 1964-70
 - by Paul Naumoff, 1967-78
 - by Leonard Thompson, 1975-86

Most Games

- 200 by Wayne Walker, 1958-72
- 185 by Dick LeBeau, 1959-72
- 175 by Leonard Thompson, 1975-86
- 168 by Darris McCord, 1955-67
 - by Paul Naumoff, 1967-78
- 164 by Larry Hand, 1964-77
- 161 by Alex Karras, 1958-62, 1964-70
- 154 by Joe Schmidt, 1953-65

CAREER — RUSHING

Most Attempts

- 1,203 by Dexter Bussey, 1974-84
- 1,165 by Altie Taylor, 1969-76
- 1,131 by Billy Sims, 1980-84
 - 960 by James Jones, 1983-88
 - 938 by Nick Pietrosante, 1959-65
 - 739 by Mel Farr, 1967-73
 - 693 by Ace Gutowsky, 1934-38
 - 651 by Dan Lewis, 1958-64
 - 635 by Steve Owens, 1970-76

Most Yards Gained

- 5,106 by Billy Sims, 1980-84
- 5,105 by Dexter Bussey, 1974-84
- 4,297 by Altie Taylor, 1969-76
- 3,933 by Nick Pietrosante, 1959-65
- 3,452 by James Jones, 1983-88
- 3,072 by Mel Farr, 1967-73
- 2,698 by Dan Lewis, 1958-64
- 2,451 by Steve Owens, 1970-76
- 2,444 by Ace Gutowsky, 1934-38

CAREER — PASSING

Most Attempts

- 2,193 by Bobby Layne, 1950-58
- 1,747 by Greg Landry, 1968-78
- 1,684 by Gary Danielson, 1976-84
- 1,546 by Eric Hipple, 1980-89
- 1,315 by Milt Plum, 1962-67
- 1,314 by Bill Munson, 1968-76

Most Yards Gained

- 15,710 by Bobby Layne, 1950-58
- 12,457 by Greg Landry, 1968-78
- 11,885 by Gary Danielson, 1976-84
- 8,787 by Eric Hipple, 1980-89
- 8,536 by Milt Plum, 1962-67
- 8,451 by Bill Munson, 1968-76

Most Passes Intercepted

- 142 by Bobby Layne, 1950-58
- 87 by Milt Plum, 1962-67
- 81 by Greg Landry, 1968-78
- 71 by Gary Danielson, 1976-84
- 70 by Eric Hipple, 1980-89
- 42 by Bill Munson, 1968-76
- 41 by Earl Morrall, 1958-64

Most Completions

- 1,074 by Bobby Layne, 1950-58
- 957 by Greg Landry, 1968-78
- 952 by Gary Danielson, 1976-84
- 830 by Eric Hipple, 1980-89
- 716 by Bill Munson, 1968-76
- 671 by Milt Plum, 1962-67

Most Touchdown Passes

- 118 by Bobby Layne, 1950-58
- 80 by Greg Landry, 1968-78
- 69 by Gary Danielson, 1976-84
- 56 by Bill Munson, 1968-76
- 55 by Milt Plum, 1962-67
 - by Eric Hipple, 1980-89
- 53 by Earl Morrall, 1958-64

CAREER – RECEIVING**Most Passes Received**

336 by Charlie Sanders, 1968-77
 325 by Gail Cogdill, 1960-68
 287 by Jim Gibbons, 1958-68
 285 by James Jones, 1983-88
 277 by Leonard Thompson, 1975-86
 245 by David Hill, 1976-82
 227 by Terry Barr, 1957-65
 223 by Fred Scott, 1978-83

Most Yards Gained

5,220 by Gail Cogdill, 1960-68
 4,817 by Charlie Sanders, 1968-77
 4,682 by Leonard Thompson, 1975-86
 3,810 by Terry Barr, 1957-65
 3,651 by Fred Scott, 1978-83

CAREER – INTERCEPTIONS**Most Passes Intercepted**

62 by Dick LeBeau, 1959-72
 56 by Lem Barney, 1967-77
 50 by Yale Lary, 1952-53, 1956-64
 46 by Jack Christiansen, 1951-58
 36 by Jim David, 1952-59

Most Yards Gained

1,051 by Lem Barney, 1967-77
 787 by Yale Lary, 1952-53, 1956-64
 762 by Dick LeBeau, 1959-72
 719 by Bob Smith, 1949-53
 717 by Jack Christiansen, 1951-58

CAREER – SCORING**Most Points**

943 by Eddie Murray, 1980-
 636 by Errol Mann, 1969-76
 534 by Doak Walker, 1950-55
 345 by Wayne Walker, 1958-72
 282 by Billy Sims, 1980-84
 259 by Jim Martin, 1951-61
 254 by Dutch Clark, 1934-38

Most Touchdowns (Total)

47 by Billy Sims, 1980-84
 38 by Terry Barr, 1957-65
 by Leonard Thompson, 1975-86
 36 by Mel Farr, 1967-73
 34 by Doak Walker, 1950-55
 33 by James Jones, 1983-
 32 by Cloyce Box, 1949-50, 1952-54
 31 by Leon Hart, 1950-57
 30 by Nick Pietrosante, 1959-65
 by Gail Cogdill, 1960-68
 by Altie Taylor, 1969-76

Most Touchdowns (Rushing)

42 by Billy Sims, 1980-84
 28 by Nick Pietrosante, 1959-65
 26 by Mel Farr, 1967-73
 24 by Altie Taylor, 1969-76
 23 by James Jones, 1983-88
 20 by Steve Owens, 1970-76
 19 by Greg Landry, 1968-78
 18 by Dexter Bussey, 1974-84

Most Touchdowns (Receiving)

35 by Leonard Thompson, 1975-86
 by Terry Barr, 1957-65
 32 by Cloyce Box, 1949-50, 1952-54
 31 by Charlie Sanders, 1967-77
 28 by Gail Cogdill, 1960-68
 26 by Larry Walton, 1969-76
 25 by Leon Hart, 1950-57

Most Touchdowns (Returns)

11 by Jack Christiansen, 1951-58
 10 by Lem Barney, 1967-77

Most Extra Points

307 by Eddie Murray, 1980-
 213 by Errol Mann, 1969-76
 183 by Doak Walker, 1950-55
 172 by Wayne Walker, 1958-72
 91 by Jim Martin, 1951-61

Most Field Goals

212 by Eddie Murray, 1980-
 141 by Errol Mann, 1969-76
 56 by Jim Martin, 1951-61
 53 by Wayne Walker, 1958-72
 49 by Doak Walker, 1950-55

CAREER -- PUNTING**Most Punts**

503 by Yale Lary, 1952-53, 1956-64
 436 by Herman Weaver, 1970-76
 268 by Tom Skladany, 1978-82
 266 by Mike Black, 1983-86
 261 Jim Arnold, 1986
 187 by Pat Studstill, 1961-67

Best Average

44.2 by Yale Lary, 1952-53, 1956-64
 42.9 by Jim Arnold, 1986-
 by Bob Smith, 1949-54
 42.4 by Tom Skladany, 1978-82
 by Pat Studstill, 1961-67

CAREER -- PUNT RETURNS**Most Returns**

143 by Pete Mandley, 1984-88
 by Lem Barney, 1967-77
 126 by Yale Lary, 1952-53, 1956-64
 118 by Robbie Martin, 1981-84
 94 by Tom Watkins, 1962-67

Most Return Yardage

1,360 by Pete Mandley, 1984-88
 1,312 by Lem Barney, 1967-77
 1,118 by Robbie Martin, 1981-84
 1,084 by Jack Christiansen, 1951-58
 970 by Tom Watkins, 1962-67

CAREER -- KICKOFF RETURNS**Most Returns**

122 by Alvin Hall, 1981-85
 91 by Tom Watkins, 1962-67
 75 by Pat Studstill, 1961-67
 62 by Tom Vaughn, 1965-71

Most Return Yardage

2,714 by Alvin Hall, 1981-85
 2,262 by Tom Watkins, 1962-67
 1,924 by Pat Studstill, 1961-67
 1,595 by Tom Vaughn, 1965-71

SEASON -- RUSHING**Most Attempts**

313 by Billy Sims, 1980
 296 by Billy Sims, 1981
 280 by Barry Sanders, 1989
 252 by James Jones, 1986
 246 by Steve Owens, 1971
 225 by Dexter Bussey, 1978
 220 by Billy Sims, 1983
 206 by Mel Farr, 1967
 201 by Nick Pietrosante, 1961
 198 by Altie Taylor, 1970
 195 by Altie Taylor, 1975

Most Yards Gained

1,470 by Barry Sanders, 1989
 1,437 by Billy Sims, 1981
 1,303 by Billy Sims, 1980
 1,040 by Billy Sims, 1983
 1,035 by Steve Owens, 1971
 924 by Dexter Bussey, 1978
 903 by James Jones, 1986
 886 by James Jones, 1985
 872 by Nick Pietrosante, 1960
 860 by Mel Farr, 1967
 841 by Nick Pietrosante, 1961

Most Rushing TDs

14 by Barry Sanders, 1989
 13 by Billy Sims, 1980, 1981
 9 by Greg Landry, 1972
 by Mel Farr, 1970
 8 by James Jones, 1986
 by Nick Pietrosante, 1960
 by Steve Owens, 1971
 7 by Billy Sims, 1983
 by Bob Hoernschemeyer, 1953
 by Gene Gedman, 1956

SEASON — PASSING

Most Attempts

417 by Gary Danielson, 1980
416 by Chuck Long, 1987
410 by Gary Danielson, 1984
406 by Eric Hipple, 1985
387 by Eric Hipple, 1983
368 by Jeff Komlo, 1979
351 by Gary Danielson, 1978
336 by Bobby Layne, 1950
332 by Bobby Layne, 1951

Most Yards Gained

3,223 by Gary Danielson, 1980
3,076 by Gary Danielson, 1984
2,952 by Eric Hipple, 1985
2,621 by Earl Morrall, 1963
2,598 by Chuck Long, 1987
2,577 by Eric Hipple, 1983
2,403 by Bobby Layne, 1951
2,378 by Milt Plum, 1962
2,358 by Eric Hipple, 1981
2,323 by Bobby Layne, 1950

Most Passes Intercepted

23 by Jeff Komlo, 1979
by Bobby Layne, 1951
21 by Bobby Layne, 1953
20 by Chuck Long, 1987
by Milt Plum, 1962
by Bobby Layne, 1952
by Clyde LeForce, 1947
by Frank Sinkwich, 1943-44

Most Completions

252 by Gary Danielson, 1984
244 by Gary Danielson, 1980
232 by Chuck Long, 1987
223 by Eric Hipple, 1985
204 by Eric Hipple, 1983
199 by Gary Danielson, 1978
192 by Eric Hipple, 1986
183 by Jeff Komlo, 1979
181 by Bill Munson, 1968
179 by Milt Plum, 1962

Most Touchdown Passes

26 by Bobby Layne, 1951
24 by Earl Morrall, 1963
19 by Bobby Layne, 1952
18 by Gary Danielson, 1978
by Greg Landry, 1972
by Milt Plum, 1964

Fewest Passes Intercepted

3 by Dwight Sloan, 1939 (102 att.)
4 by Harry Gilmer, 1955 (122 att.)
5 by Fred Enke, 1949 (142 att.)
6 by Chuck Long, 1988 (141 att.)
7 by Bill Munson, 1974 (292 att.)
by Greg Landry, 1977 (240 att.)
by Joe Ferguson, 1986 (155 att.)

SEASON—RECEIVING

Most Passes Received

77 by James Jones, 1984
70 by Richard Johnson, 1989
67 by Pat Studstill, 1966
66 by Terry Barr, 1963
62 by Fred Scott, 1979
58 by Pete Mandley, 1987
57 by Terry Barr, 1963
54 by Ron Jessie, 1974
by James Jones, 1986
by Tom Nowatzke, 1966
53 by Fred Scott, 1981
by David Hill, 1978
by Jeff Chadwick, 1986

Most Yards Gained

1,266 by Pat Studstill, 1966
1,091 by Richard Johnson, 1989
1,086 by Terry Barr, 1963
1,030 by Terry Barr, 1964
by Bob Mann, 1949
1,022 by Fred Scott, 1981
1,014 by Bob Mann, 1949
1,009 by Cloyce Box, 1950

Most Receiving TDs

15 by Cloyce Box, 1952
13 by Terry Barr, 1963
12 by Leon Hart, 1951
11 by Cloyce Box, 1950
10 by Gail Cogdill, 1963

continued

SEASON—INTERCEPTIONS

Most Passes Intercepted

12 by Jack Christiansen, 1953
by Don Doll, 1950
11 by Don Doll, 1949
10 by Jack Christiansen, 1957
by Lem Barney, 1967

Most Yards Gained

301 by Don Doll, 1949
238 by Jack Christiansen, 1953
232 by Lem Barney, 1967
218 by Bob Smith, 1949
208 by Dick Jauron, 1973

SEASON—SCORING

Most Points

128 by Doak Walker, 1950
121 by Eddie Murray, 1981
116 by Eddie Murray, 1980
113 by Eddie Murray, 1983
109 by Eddie Murray, 1985
106 by Doak Walker, 1954
103 by Earl Mann, 1971
101 by Errol Mann, 1969, 1970
99 by Bobby Layne, 1956

Most Touchdowns (Total)

16 by Billy Sims, 1980
15 by Billy Sims, 1981
by Cloyce Box, 1952
14 by Barry Sanders, 1989
13 by Terry Barr, 1963

12 by Leon Hart, 1951

Most Touchdowns (Returning)

4 by Jack Christiansen, 1951
3 by Lem Barney, 1967

Most Rushing TDs (see SEASON—RUSHING)
Most Receiving TDs (see SEASON—RECEIVING)

Most Extra Points

46 by Eddie Murray, 1981
43 by Doak Walker, 1951, 1954
41 by Errol Mann, 1970
38 by Eddie Murray, 1983
by Errol Mann, 1972
by Doak Walker, 1950
37 by Wayne Walker, 1962
by Errol Mann, 1971

Most Field Goals

27 by Eddie Murray, 1980
26 by Eddie Murray, 1985
25 by Eddie Murray, 1981, 1983
by Errol Mann, 1969
23 by Errol Mann, 1974
22 by Errol Mann, 1971
20 by Benny Ricardo, 1978
by Errol Mann, 1970, 1972
by Eddie Murray, 1984, 1987, 1988
by Eddie Murray, 1989

Consecutive Field Goals

19 by Eddie Murray, from 10-29-88 (vs. Tampa Bay) to 10-29-89 (at G.B.)

SEASON—PUNTING

Most Punts

97 by Jim Arnold, 1988
93 by Wilbur Summers, 1977
88 by Larry Swider, 1979
86 by Tom Skladany, 1978
83 by Herman Weaver, 1976
82 by Jim Arnold, 1989
80 by Herman Weaver, 1975
78 by Pat Studstill, 1965
76 by Mike Black, 1984
73 by Mike Black, 1985
72 by Tom Skladany, 1980
by Herman Weaver, 1974

Best Gross Average

48.9 by Yale Lary, 1963
48.4 by Yale Lary, 1961
47.1 by Yale Lary, 1959

Best Net Average

*39.6 by Jim Arnold, 1987
(*NFL Record)

SEASON—PUNT RETURNS**Most Returns**

- 52 by Robbie Martin, 1981
- 43 by Pete Mandley, 1986
- 38 by Pete Mandley, 1985
- 37 by Pete Mandley, 1988
- 36 by Walter Stanley, 1989
- 32 by Tom Watkins, 1963
- 29 by Pat Studstill
- 28 by John Arnold, 1980

Most Yards Returned

- 496 by Walter Stanley, 1989
- 457 by Pat Studstill, 1962
- 450 by Robbie Martin, 1981
- 403 by Pete Mandley, 1985
- 399 by Tom Watkins, 1963
- 343 by Jack Christiansen, 1951

SEASON—KICKOFF RETURNS**Most Returns**

- 48 by Herman Hunter, 1986
- 39 by Alvin Hall, 1985
- 38 by Jimmie Jones, 1974
- 32 by Gary Lee, 1987
- 29 by Pat Studstill, 1964
- 26 by Mickey Zofko, 1972
- 25 by Lem Barney, 1968
- by Bobby Williams, 1970

Most Yards Returned

- 1,007 by Herman Hunter, 1986
- 927 by Jimmie Jones, 1974
- 886 by Alvin Hall, 1985
- 719 by Gary Lee, 1987
- 708 by Pat Studstill, 1964
- 670 by Lem Barney, 1968
- 640 by Mel Gray, 1989
- 616 by Mickey Zofko, 1972

GAME — RUSHING

- 36 by Billy Sims at Green Bay (11-20-83)
- by James Jones vs. Miami (10-27-85)
- by James Jones at Minnesota (9-7-86)
- 32 by Horace King vs. New England (10-10-76)
- 30 by Billy Sims vs. Baltimore (11-16-80)
- by Barry Sanders at Green Bay (10-29-89)
- by Rick Kane vs. Atlanta (11-13-77)
- by James Jones vs. San Fran. (10-20-85)
- 29 by James Jones at Green Bay (10-12-86)
- by Billy Sims at Green Bay (12-12-82)
- by Mel Farr vs. Green Bay (12-12-82)
- 28 by Barry Sanders vs. Cleveland (11-23-89)
- by Billy Sims at Denver (11-11-81)
- by Billy Sims at Kansas City (10-26-80)
- 27 by Billy Sims at Minnesota (9-20-81)
- by Billy Sims vs. Minnesota (9-28-80)
- by Dexter Bussey vs. Buffalo (11-25-76)
- by Steve Owens at Miami (12-15-73)
- by Nick Pietrosante at Baltimore (12-6-64)

- 198 by Bob Hoernschemeyer vs. N.Y. Yanks (11-23-50)
- 197 by Mel Farr at Minnesota (11-12-67)
- 194 by Dutch Clark vs. Cincinnati (10-28-34)
- 189 by Billy Sims at Green Bay (11-20-83)
- 185 by Billy Sims at Denver (10-11-81)
- 184 by Barry Sanders at Green Bay (10-29-89)
- 174 by James Jones at Minnesota (9-7-86)
- 160 by Altie Taylor vs. Green Bay (10-28-73)
- 159 by Billy Sims at Washington (11-8-81)
- 157 by Billy Sims vs. Minnesota (9-28-80)
- 155 by Billy Sims at Kansas City (10-26-80)

Most Rushing TDs

- 3 by Barry Sanders at Atlanta (12-24-89)
- by James Jones vs. Green Bay (10-9-83)
- by Billy Sims at L.A. Rams (9-7-80)
- by Greg Landry at Chicago (10-1-72)
- by Jim Ninowski at L.A. Rams (10-30-60)
- by Ernie Caddel vs. Philadelphia (9-20-35)
- by Ernie Caddel vs. Pittsburgh (11-4-34)
- by Dutch Clark vs. Brooklyn (10-22-34)

continued

GAME-PASSING

Most Attempts

- 50 by Eric Hipple at L.A. Rams (10-19-86)
- 49 by Harry Gilmer vs. New York (12-11-55)
- 48 by Chuck Long vs. L.A. Rams (12-6-87)
by Eric Hipple at Cleveland (9-28-86)
- 47 by Chuck Long vs. Green Bay (10-25-87)
- 46 by Karl Sweetan at L.A. Rams (12-4-66)
by Eric Hipple vs. Tampa Bay (9-21-86)
- 45 by Karl Sweetan vs. Green Bay (10-30-86)
by Jim Ninowski at L.A. Rams (10-30-60)
by Bobby Layne vs. Chicago Bears (11-5-50)
by Bobby Layne vs. L.A. Rams (10-9-55)
by Bobby Layne vs. San Francisco (10-30-55)
by Greg Landry at Minnesota (10-9-77)

Most Completions

- 33 by Chuck Long vs. Green Bay (10-25-87)
by Eric Hipple at Cleveland (9-28-86)
- 31 by Eric Hipple vs. Tampa Bay (9-21-86)
by Eric Hipple at L.A. Rams (10-19-86)
- 29 by Gary Danielson vs. Tampa Bay (12-14-80)
- 27 by Greg Landry at New Orleans (11-14-76)
- 26 by Chuck Long vs. L.A. Rams (12-6-87)
by Gary Danielson vs. Minnesota (12-9-78)
by Bill Munson vs. Baltimore (11-10-68)
by Bobby Layne vs. L.A. Rams (10-9-55)
- 25 by Greg Landry vs. Minnesota (10-9-77)
by Gary Danielson vs. Minnesota (9-23-84)
by Gary Danielson at Green Bay (10-28-84)
by Gary Danielson vs. Philadelphia (11-4-84)
by Gary Danielson vs. Green Bay (11-22-84)

Most Consecutive Completions

- 11 by Gary Danielson vs. Green Bay (12-21-80)

Most Yards Gained

- 374 by Bobby Layne vs. Chicago Bears (11-5-50)
- 364 by Bobby Layne vs. Pittsburgh (9-27-53)
- 362 by Chuck Long vs. Green Bay (10-25-87)
- 360 by Gary Danielson vs. Tampa Bay (12-14-80)
- 352 by Gary Danielson vs. Minnesota (12-9-78)
- 347 by Gary Danielson vs. Minnesota (12-19-82)
by Milt Plum vs. Los Angeles (11-1-64)
- 344 by Bob Gagliano at N.Y. Giants (9-17-89)
- 341 by Bobby Layne at Baltimore (12-3-50)
- 336 by Eric Hipple vs. Chicago (10-19-81)

Most Touchdown Passes

- 5 by Gary Danielson vs. Minnesota (12-9-78)
- 4 by eight players (Bobby Layne, 3 times;
Eric Hipple, 2 times; once by Greg Landry,
Earl Morrall, Milt Plum, Tobin Rote, Frank
Sinkwich, Gary Danielson and Eric Hipple —
most recent, Hipple vs. N.Y. Jets, 11-28-85)

Most Passes Had Intercepted

- 7 by Frank Sinkwich vs. Green Bay (10-24-43)
- 6 by Bobby Layne at Cleveland (12-26-54, title
game)
- 5 by Jim Ninowski at Los Angeles (10-30-60)
by Gary Danielson at St. Louis (12-3-78)
by Eric Hipple at Minnesota (9-25-83)

GAME-RECEIVING

Most Passes Received

- 12 by Cloyce Box at Baltimore (12-3-50)
by James Jones at Cleveland (9-28-86)
- 11 by Mel Farr vs. Minnesota (10-7-73)
by Billy Sims vs. San Francisco (11-2-80)
- 10 by eight players (once by Ron Jessie,
Mel Farr, Charlie Sanders, Terry
Barr, Lew Carpenter, Bill Swiacki,
James Jones and Jason Phillips)

Most Yards Gained

- 302 by Cloyce Box vs. Baltimore (12-3-50)
- 248 by Richard Johnson vs. New Orleans (12-3-89)
- 202 by Cloyce Box vs. Dallas (12-13-52)
- 182 by Bob Mann vs. Green Bay (12-11-49)
- 179 by Leonard Thompson vs. Cleveland (9-11-83)
- 172 by Cloyce Box vs. Chicago Bears (12-7-52)
by Richard Johnson at N.Y. Giants (9-17-89)

Most Receiving TDs

- 4 by Cloyce Box at Baltimore (12-3-50,
from Layne (3), Enke (1))
3 by Leonard Thompson vs. Minnesota (12-9-78,
from Danielson); vs. Minnesota (9-23-84,
from Danielson)
by Billy Gambrell at Atlanta (12-8-68,
from Munson)
by Terry Barr at San Francisco (11-3-63,
from Morrall)
by Howard Cassady vs. Baltimore (10-11-59,
from Rote)
by Jim Doran at San Francisco (11-3-57,
from Rote)
by Cloyce Box (three times in '52)

GAME--INTERCEPTIONS

Most Passes Intercepted

- 4 by Don Doll at Chicago Cardinals (10-23-49)
3 by 11 players (Don Doll, Yale Lary, Lem
Barney, Mike Lucci, 2 times; Jim
David, Gary Lowe, Joe Schmidt, Jack
Christiansen, Mike Weger, Dick Jauron
and Bobby Watkins, (11-1-53) once; —
most recent, Watkins (12-12-82)

Longest Return

- 102 by Bob Smith vs. Chicago Bears (11-24-49)
100 by Vern Huffman vs. Brooklyn (10-17-37)
95 by Dick Jauron at Chicago (11-18-73)
by Don Doll at Pittsburgh (10-8-49)
92 by Jack Christiansen at Los Angeles

GAME--SCORING

Most Points

- 24 by Cloyce Box at Baltimore (12-3-50)
21 by Doak Walker vs. Chicago Bears (9-26-54)
by Dutch Clark vs. Brooklyn (10-22-34)
19 by Pat Harder vs. Los Angeles (12-21-52),
playoff game)
by Doak Walker vs. N.Y. Yanks (10-8-51)

Most Extra Points

- 8 by Jim Martin vs. Cleveland (12-29-57,
title game)
7 by Doak Walker vs. N.Y. Yanks (11-23-50)
by Doak Walker vs. Green Bay (11-22-51)

Most Touchdowns (Total)

- 4 by Cloyce Box at Baltimore (12-3-50, all rec.)
by Doak Walker at Baltimore (12-3-50)

Most Touchdowns (Returning)

- 2 by Jack Christiansen vs. Los Angeles
(10-14-51); 20 by Garo Yepremian at
Minnesota (11-13-66) vs. Green Bay
(11-22-51, all punt returns)

Most Rushing TDs (see GAME--RUSHING)

Most Passing TDs (see GAME--PASSING)

Most Field Goals

- 6 by Garo Yepremian at Minnesota (11-13-66)
5 by Eddie Murray at Green Bay (9-14-80)
4 by Bob Thomas at L.A. Rams (9-19-82)
by Errol Mann at San Francisco (11-2-69);
vs. Los Angeles (12-14-69); at Green Bay
(9-20-70) and vs. Green Bay (9-29-74)
by Benny Ricardo vs. Washington (10-8-78);
vs. San Francisco (12-17-78)
by Wayne Walker at San Francisco (9-13-64)
by Eddie Murray vs. Green Bay (11-27-86);
at Minnesota (9-13-87); vs. Tampa Bay
(12-17-89)

continued

GAME—PUNTING

Most Punts

- 12 by Wilbur Summers at San Francisco
(10-23-77)
- 10 by Lem Barney vs. Minnesota (11-27-69)
by Jerry DePoyster at Los Angeles (11-3-68)
by George Grimes at Chicago Bears (10-17-48)
by Mike Black vs. L.A. Raiders (12-10-84)

GAME—PUNT RETURNS

Most Returns

- 8 by Ray Williams vs. Tampa Bay (12-14-80)
by Eddie Payton vs. Tampa Bay (11-20-77)
- 7 by Walter Stanley vs. New Orleans (12-3-89)
7 by Robbie Martin at Minnesota (10-21-84)

Most Yards Returned

- 184 by Tom Watkins vs. San Francisco (10-6-63)
175 by Jack Christiansen vs. Green Bay (11-22-51)
140 by Robbie Martin vs. Pittsburgh (11-24-83)
119 by Jack Christiansen vs. Los Angeles (10-14-51)
113 by Pat Studstill at Los Angeles (11-4-62)
109 by Pete Mandley vs. Atlanta (12-21-86)
105 by Eddie Payton vs. Minnesota (12-17-77)
104 by Walter Stanley vs. Green Bay (11-12-89)
103 by Dick Jauron vs. Chicago (11-24-74)
101 by Wally Triplett vs. New York (12-4-49)

GAME—KICKOFF RETURNS

Most Returns

- 7 by Gary Lee vs. Green Bay (10-25-87)
by John Arnold at Atlanta (10-5-80)
by Joe Watt at Chicago Cardinals (11-7-48)
- 6 by Walter Stanley at Houston (11-5-89)
by Mel Gray vs. Chicago (9-24-89)
by Lem Barney vs. Philadelphia (12-5-71)
by Herman Hunter vs. Green Bay (11-27-86)
- 5 by 11 players (Alvin Hall, 3 times;
Jim Steffen, Pat Studstill, Jimmie
Jones, Rick Kane, Ken Callicutt,
Jack Christiansen, Howard Cassady,
Robbie Martin and Ken Jenkins —
most recent, Hall vs. Chicago (12-22-85)

Most Yards Returned

- 294 by Wally Triplett at Los Angeles (10-29-50)
184 by Eddie Payton vs. Minnesota (12-17-77)
177 by Tom Watkins at Green Bay (11-7-65)
170 by Lem Barney vs. Philadelphia (12-5-71)
165 by Mel Gray vs. Chicago (9-24-89)
160 by John Arnold vs. Green Bay (12-15-79)
155 by Bobby Williams at Minnesota (11-15-70)
147 by Alvin Hall vs. Chicago (12-22-85)
141 by Gary Lee vs. Green Bay (10-25-87)
138 by Earl Girard at Los Angeles (11-1-53)

**TOM WATKINS****WALLY TRIPLETT**

LIONS' TEAM RECORDS

(1934-1989)

SEASON — RUSHING

Most Attempts		Most Yards Gained	
596	1981	2,885	1936
572	1980	2,795	1981
532	1971, 1975	2,763	1934
524	1978	2,599	1980
516	1976	2,376	1971
514	1970	2,213	1976
513	1983	2,181	1983
507	1956	2,163	1978
496	1973	2,147	1975
489	1962	2,133	1973
479	1977	2,127	1970
474	1969	2,074	1937

SEASON — PASSING

Most Attempts		Most Completions		Most Yards Gained	
531	1984	298	1984	3,787	1984
509	1987	286	1986	3,316	1985
503	1983	275	1987	3,282	1989
500	1986	263	1983	3,150	1987
477	1988	254	1985	3,138	1981
462	1985	248	1980	3,107	1986
456	1966	247	1978	2,955	1983
452	1979	239	1966	2,941	1980
450	1989	229	1989	2,825	1954
436	1981	228	1981	2,775	1979
429	1978	218	1979	2,772	1950
423	1980	216	1974	2,746	1978
406	1963	215	1954	2,723	1963

SEASON — PENALTIES

Most Times Penalized		Most Yards Penalized	
138	1984	1,165	1984
125	1978	1,003	1978
121	1989	997	1981
118	1983	988	1983
112	1981	977	1989
110	1979	931	1966
104	1985, 1980	897	1979
97	1976	844	1980
95	1975	838	1975
		819	1976

continued

SEASON — SCORING

Most Points		Most Touchdowns		Least Points Allowed	
397	1981	46	1981	176	1982
347	1983	44	1951	177	1962
347	1970	43	1954	188	1969
344	1952	43	1952	188	1956
339	1972	43	1950	189	1954
337	1954	42	1963	192	1952
336	1951	41	1970	334	1980

SEASON — INTERCEPTIONS

Most Passes Intercepted		Most Yards Gained	
38	1953	663	1953
33	1952	656	1949
32	1949	522	1973
31	1950	477	1952
30	1954	470	1963

SEASON — TOTAL OFFENSE

Most Yards Gained		Most Offensive Plays		First Downs	
5,933	1981	1,076	1981	340	1981
5,540	1980	1,061	1983	315	1983
5,318	1984	1,040	1980	308	1980
5,136	1983	1,037	1984	306	1984
4,992	1989	1,011	1986	287	1986
4,577	1971	1,001	1978	274	1989
4,555	1986	967	1985	270	1987
4,503	1962	944	1979	269	1978, 1971
4,476	1985	939	1976	259	1985, 1976
4,465	1978	935	1975		
4,433	1954				

SEASON — TOTAL DEFENSE

Least Yards Allowed		*Least Offensive Plays		*Least First Downs	
2,722	1982	749	1956	162	1982
3,084	1969	753	1965	180	1962
3,217	1962	756	1971, 1970	181	1956
3,245	1952	768	1969, 1957	182	1969
3,365	1957	781	1959	186	1970
3,397	1960	783	1967	194	1963, 1953

(*) since 1948

GAME — RUSHING

Most Attempts		Most Yards Gained	
59	at Pittsburgh, 11-9-52	426	vs. Pittsburgh, 11-4-34
57	vs. Atlanta, 10-3-71	377	vs. New York Yanks, 11-23-50
56	vs. Green Bay, 10-28-73	330	at Los Angeles, 9-7-80
	at Green Bay, 10-6-57	321	at Pittsburgh, 11-9-52
54	at Green Bay, 10-12-86	306	vs. New Orleans, 9-25-77
	at Green Bay, 11-20-83	53	vs. Pittsburgh, 9-24-50

GAME — PASSING

Most Attempts

57 vs. Chicago, 10-9-88
50 at L.A. Rams, 10-19-86
vs. Denver, 10-7-84
49 vs. New York, 12-11-55
48 vs. L.A. Rams, 12-6-87
at Cleveland, 9-28-86
47 vs. Green Bay, 10-25-87
vs. Chicago, 12-22-85
at Minnesota, 10-9-77
vs. Los Angeles, 10-9-55
46 vs. Pittsburgh, 10-8-89
vs. Tampa Bay, 9-21-86
at Los Angeles, 12-4-66
vs. San Francisco, 10-30-55

Most Completions

33 vs. Green Bay, 10-25-87
at Cleveland, 9-21-86
31 vs. Tampa Bay, 9-21-86
at L.A. Rams, 10-19-86
29 vs. Tampa Bay, 12-14-80
27 at Green Bay, 10-6-85
at Seattle, 12-2-84
at New Orleans, 11-14-76
vs. Los Angeles, 10-9-55
26 vs. L.A. Rams, 12-6-87
vs. Minnesota, 12-9-78
at Minnesota, 10-9-77

Most Net Yards Gained

375 at Pittsburgh, 9-17-53
374 vs. Chicago, 11-5-50
370 vs. San Francisco, 11-17-57
350 vs. Minnesota, 12-9-78
347 vs. Green Bay, 11-22-84
345 at Baltimore, 12-4-50

GAME — SCORING

Most Points

52 at Green Bay, 10-26-52
vs. Green Bay, 11-22-51
49 vs. New York Yanks, 11-23-50
48 vs. Chicago, 10-19-81
vs. San Francisco, 11-14-54
vs. Chicago Bears, 9-26-54
vs. Green Bay, 11-27-52

Most Touchdowns

7 at Green Bay, 10-26-52
vs. Green Bay, 11-22-51
vs. New York Yanks, 11-23-50
6 vs. Pittsburgh, 11-24-83
vs. Minnesota, 12-9-78

GAME — INTERCEPTIONS

Most Passes Intercepted

8 vs. Chicago, 9-22-68
7 at Los Angeles, 10-26-58
at Green Bay, 10-17-50
6 six times, most recent:
vs. San Francisco, 11-4-73

Most Yards Gained

192 at Chicago, 11-18-73 (5 int.)
142 vs. San Francisco, 11-4-73
140 at Cleveland, 10-18-70 (5 int.)
130 at Los Angeles, 10-26-50
128 at Chicago Cardinals, 10-23-49

GAME — TOTAL OFFENSE

Most Yards Gained

582 vs. New York Yanks, 11-23-50
539 vs. Green Bay, 11-22-84
538 at Baltimore, 12-4-50
517 vs. Dallas, 12-13-52
515 vs. San Francisco, 11-17-57
509 at San Francisco, 11-3-63

Most Offensive Plays

92 at Green Bay, 11-23-50 (overtime)
(54 rush, 38 pass)
91 at Chicago, 11-22-53
(47 rush, 44 pass)
86 vs. Philadelphia, 11-4-84 (overtime)
(38 rush, 48 pass)
83 vs. Cleveland, 11-2-52
vs. Boston, 10-9-48
(38 rush, 45 pass)
82 at Green Bay, 10-11-87 (overtime)
(42 rush, 40 pass)
vs. Los Angeles, 10-12-58
(50 rush, 32 pass)

continued

GAME — TOTAL DEFENSE**Least Yards Allowed**

14 at Chicago Cardinals, 9-15-40
 24 at Chicago, 11-22-81
 61 vs. San Francisco, 10-6-63
 63 at Green Bay, 10-28-73
 68 at Green Bay, 11-7-65
 69 at Baltimore, 11-6-54
 75 vs. Chicago, 10-28-62
 79 vs. Chicago, 12-9-73

GAME — TOTAL DEFENSE/RUSHING**Least Yards Allowed**

-3 at Pittsburgh, 11-9-52
 22 at Los Angeles, 11-4-62
 25 vs. Pittsburgh, 12-9-56
 29 at Chicago, 10-18-64
 31 vs. Green Bay, 11-28-63

GAME — TOTAL DEFENSE/PASSING**Least Yards Allowed**

-31 at Tampa Bay, 9-9-78
 -20 at Chicago, 11-22-81
 -10 vs. San Francisco, 10-6-63
 -2 at Green Bay, 11-7-65
 0 at Green Bay, 11-1-71
 1 at San Francisco, 11-2-69
 3 vs. Green Bay, 10-28-73
 4 at Cleveland, 12-19-54

GAME — TOTAL DEFENSE/SACKS**Most Quarterback Sacks**

11 at Philadelphia, 11-16-86
 at Green Bay, 11-7-65
 vs. Green Bay, 11-22-62

Most Yards Sacked

109 at Green Bay, 11-7-65



MISCELLANEOUS GAME STATISTICS

FIRST DOWNS

Tot. First Downs	Most by Lions' — Game			Opponent	Year
	#	#	#		
33	18	15	0	Green Bay	1984
30	17	11	2	Washington	1951
29	11	16	2	Minnesota	1981
29	15	13	1	San Diego	1978
29	15	14	0	Cleveland	1967

Tot. First Downs	Most by Both Teams			Year
	#Detroit	#Opponent		
51	21	(30) at San Diego		1984
50	20	(30) at Green Bay		1984
50	28	(22) at Atlanta		1984

No. First Downs	Most Passing First Downs by Lions — Game		Year
	Opponent		
19	Green Bay		1987
19	at L.A. Rams		1986
18	at San Francisco		1954
18	Chicago		1950

No. First Downs	Most Rushing First Downs by Lions — Game		Year
	Opponent		
18	Green Bay		1984
18	at L.A. Rams		1980
18	Washington		1951

No. First Downs	Most Penalty First Downs by Lions — Game		Year
	Opponent		
6	Dallas		1987
6	at San Francisco		1977
5 (3 times)	— most recent, Pittsburgh ('83)		

TURNOVERS

No. Fumbles	Most Fumbles by Lions — Game		Year
	Opponent		
10	Minnesota		1967
8	Chi. Cardinals		1940
7	at Cincinnati		1983
7	at Minnesota		1980

No. Fumbles Lost	Most Fumbles Lost by Lions — Game		Year
	Opponent		
6	at Minnesota		1963
5 (3 times)	— most recent, Minnesota ('67)		

No. Interceptions	Most Interceptions Thrown by Lions — Game		Year
	Thrown	Opponent	
9	Green Bay		1943
7	Denver		1984
7	at Cleveland		1944
7	Chicago		1942
6	Chicago		1954

No. Turnovers	Most Combined Turnovers by Lions — Game		Year
	Opponent		
10 (7 int., 3 fumb.)	Denver		1984
10 (9 int., 1 fumb.)	Green Bay		1943

TAKEAWAYS

No. Takeaways	Most Combined Takeaways by Lions — Game		Year
	Opponent		
10 (5 int., 5 fumb.)	Minnesota		1962
8 (6 int., 2 fumb.)	at Seattle		1976
8 (6 int., 2 fumb.)	Washington		1985
7 (3 int., 4 fumb.)	San Francisco		1978

No. Recovered	Most Fumbles Recovered by Lions — Game		Year
	Opponent		
6	Green Bay		1952
6	Cleveland		1940

No. Interceptions	Most Interceptions by Lions — Game		Year
	Opponent		
8	Chicago		1968
7	at Green Bay		1950
6 (4 times)	— most recent, at Seattle ('76)		

continued

LIONS' HIGH WATER MARKS

TOP TEN GAMES — RUSHING

Most Yards Rushing	Opponent	Year
426	Pittsburgh	1934
377	N.Y. Yanks	1950
330	at L.A. Rams	1980
321	at Pittsburgh	1952
306	New Orleans	1977
277	at Minnesota	1967
273	San Diego	1978
266	at Green Bay	1970
265	Pittsburgh	1950
263	Green Bay	1973

TOP TEN GAMES — PASSING

Most Yards Passing	Opponent	Year
375	Pittsburgh	1953
374	Chicago	1950
370	San Francisco	1957
353	Green Bay	1984
352	Minnesota	1978
349	at San Francisco	1954
345	at Baltimore	1950
344	at N.Y. Giants	1989
343	New Orleans	1989
336	Green Bay	1987
335	Baltimore	1954
332	Tampa Bay	1980

TOP TEN GAMES — TOTAL YARDS

Total Yards	Rushing Yds.	Passing Yds.	Opponent	Year
582	377	205	N.Y. Yanks	1950
539	186	353	Green Bay	1984
538	193	345	at Baltimore	1950
517	226	291	at Dallas	1952
515	145	370	San Francisco	1957
509	201	308	at San Francisco	1963
507	155	352	Minnesota	1978
499	222	277	at Washington	1981
494	330	164	at L.A. Rams	1980
485	159	326	Chicago	1981

FEWEST YARDS ALLOWED — OPPONENTS

Total Yards	Rushing Yds.	Passing Yds.	Opponent	Year
14	(not available)		at Chi. Cards	1940
24	44	-20	at Chicago	1981
60	18	42	Minnesota	1988
61	71	-10	San Francisco	1963
63	60	3	Green Bay	1973
68	70	-2	at Green Bay	1965
69	(not available)		at Baltimore	1954
75	60	15	Chicago	1962
79	46	33	Chicago	1973

MOST YARDS GAINED — OPPONENTS

Total Yards	Rushing Yds.	Passing Yds.	Opponent	Year
554	102	452	Dallas	1985
553	198	355	at Minnesota	1988
546	99	447	at Cincinnati	1989
542	219	323	Chicago	1989
542	161	381	at Dallas	1968
535	316	219	Baltimore	1958
512	284	228	at Oakland	1974
494	65	429	at L.A. Rams	1950
485	91	394	Philadelphia	1961
482	221	261	at Green Bay	1978
474	123	351	at Baltimore	1963
471	179	292	Green Bay	1951

TOP TEN GAMES — POINTS SCORED

Date	Detroit Score	Opponent Score
12-29-57	Lions, 59	Cleveland, 14
11-22-51	Lions, 52	Green Bay, 35
10-26-52	Lions, 52	Green Bay, 17
11-23-50	Lions, 49	N.Y. Giants, 14
11-27-52	Lions, 48	Green Bay, 24
9-26-54	Lions, 48	Chicago, 23
11-14-54	Lions, 48	San Francisco, 7
10-19-81	Lions, 48	Chicago, 17

TOP FIVE SEASONS — FIRST DOWNS

Year	Tot. First Downs	# Rushing	# Passing	# Penalty
1981	340	167	150	23
1983	315	136	156	23
1980	308	143	143	22
1984	306	118	170	18
1986	287	100	156	31

TOP FIVE SEASONS — FIRST DOWNS RUSHING

Year	First Downs Rushing
1981	167
1980	143
1983	136
1971	131
1976	123

TOP FIVE SEASONS — FIRST DOWNS PASSING

Year	First Downs Passing
1984	170
1987	156
1986	156
1983	156
1985	150
1981	150

TOP FIVE SEASONS — FIRST DOWNS PENALTY

Year	First Downs Penalty
1971	34
1987	33
1986	31
'83, '81, '78, '72, '70	23

TURNOVERS/TAKEAWAYS/PENALTIES

MOST FUMBLES — SEASON

Most Fumbles	Total
1983	41
1981	41
1980	40
1976	38
1989	37
1979	37

MOST FUMBLES LOST — SEASON

Most Fumbles	Total
1989	24
1976	21
1967	21
1966	21
1949	21
1985, 1981, 1948	20

MOST INTERCEPTIONS THROWN — SEASON

Most Interceptions	Total
1950	29
1966	28
1952	28
1949	28
1979, 1961, 1959,	27
1953	27

MOST TURNOVERS — SEASON

Most Turnovers	Total
1966	49
1949	49
1989	48
1950	47
1979	46
1959	46
1948	46

MOST FUMBLES RECOVERED — SEASON

Most Recovered	Total
1962	25
1952	25
1955	24
1950	24
1988	21
1969	21

MOST INTERCEPTIONS — SEASON

Most Made	Total
1953	38
1952	32
1949	32
1950	31
1954	30

MOST TOTAL TAKEAWAYS — SEASON

Most Made	Total
1952	57
1950	55
1953	53
1962	49
1949	49

MOST PENALTIES — SEASON

Total Penalties	Year
138	1984
125	1978
121	1989
118	1983
111	1981
110	1979

FEWEST PENALTIES — SEASON

Total Penalties	Year
48	1972
49	1948
51	1955
52	1953
52	1958

MOST PENALTY YARDS — SEASON

Most Yards	Total Penalties	Year
1165	138	1984
1003	125	1978
990	111	1981
988	118	1983
977	121	1989
931	82	1966

FEWEST PENALTY YARDS — SEASON

Fewest Yards	Total Penalties	Year
395	49	1948
417	48	1972
427	52	1953
496	65	1959
513	52	1958

LIONS' SEASONAL LEADERS

(1934-1989)

RUSHING

Year	Player	Att.	Yds.	Year	Player	Att.	Yds.
1989	Barry Sanders	280	1470	1961	Nick Pietrosante	201	841
1988	Garry James	182	552	1960	Nick Pietrosante	161	872
1987	James Jones	96	342	1959	Nick Pietrosante	76	447
1986	James Jones	252	903	1958	Tobin Rote	77	351
1985	James Jones	244	886	1957	John Henry Johnson	129	621
1984	Billy Sims	130	687	1956	Gene Gedman	135	479
1983	Billy Sims	220	1040	1955	Lew Carpenter	137	543
1982	Billy Sims	172	639	1954	Lew Carpenter	104	476
1981	Billy Sims	296	1437	1953	Bob Hoernschmeyer	101	482
1980	Billy Sims	313	1303	1952	Bob Hoernschmeyer	106	457
1879	Dexter Bussey	144	625	1951	Bob Hoernschmeyer	132	678
1978	Dexter Bussey	225	924	1950	Bob Hoernschmeyer	84	471
1977	Horace King	155	521	1949	Bill Dudley	125	402
1976	Dexter Bussey	196	858	1948	Camp Wilson	157	612
1975	Dexter Bussey	157	696	1947	Camp Wilson	89	412
1974	Altie Taylor	150	532	1946	Camp Wilson	64	207
1973	Altie Taylor	176	719	1945	Bob Westfall	82	234
1972	Altie Taylor	154	658	1944	Frank Sinkwich	150	563
1971	Steve Owens	246	1035	1943	Frank Sinkwich	93	266
1970	Mel Farr	166	717	1942	Mickey Sanzotta	71	268
1969	Bill Triplett	111	377	1941	Whizzer White	89	238
1968	Mel Farr	128	597	1940	Whizzer White	146	514
1967	Mel Farr	206	860	1939	Bill Shepherd	85	420
1966	Tom Nowatzke	151	512	1938	Bill Shepherd	100	455
1965	Amos Marsh	131	495	1937	Dutch Clark	96	488
1964	Nick Pietrosante	147	536	1936	Ace Gutowsky	191	827
1963	Dan Lewis	133	528	1935	Ernie Caddel	87	450
1962	Dan Lewis	120	488	1934	Dutch Clark	122	763

PASSING

Year	Player	Att.	Comp.	Yds.	Year	Player	Att.	Comp.	Yds.
1989	Bob Gagliano	232	117	1671	1961	Jim Ninowski	247	117	1921
1988	Rusty Hilger	306	126	1558	1960	Jim Ninowski	238	134	1599
1987	Chuck Long	416	232	2598	1959	Earl Morrall	137	65	1102
1986	Eric Hipple	305	192	1919	1958	Tobin Rote	257	118	1678
1985	Eric Hipple	406	223	2952	1957	Bobby Layne	179	87	1169
1984	Gary Danielson	410	252	3076	1956	Bobby Layne	244	129	1909
1983	Eric Hipple	387	204	2577	1955	Bobby Layne	270	143	1830
1982	Gary Danielson	197	100	1343	1954	Bobby Layne	246	135	1818
1981	Eric Hipple	279	140	2358	1953	Bobby Layne	273	125	2088
1980	Gary Danielson	417	244	3223	1952	Bobby Layne	287	139	1999
1979	Jeff Krome	368	183	2238	1951	Bobby Layne	332	152	2403
1978	Gary Danielson	351	199	2284	1950	Bobby Layne	336	152	2323
1977	Greg Landry	240	135	1359	1949	Fred Enke	142	63	793
1976	Greg Landry	291	168	2191	1948	Fred Enke	221	100	1328
1975	Joe Reed	191	86	1181	1947	Clyde LeForce	175	84	1384
1974	Bill Munson	292	166	1874	1946	Dave Ryan	154	73	965
1973	Bill Munson	187	95	1129	1945	Chuck Fosenbock	110	45	752
1972	Greg Landry	268	134	2066	1944	Frank Sinkwich	148	58	1060
1971	Greg Landry	261	136	2237	1943	Frank Sinkwich	126	50	699
1970	Greg Landry	136	83	1072	1942	Harry Hopp	68	20	258
1969	Bill Munson	166	84	1062	1941	Whizzer White	62	22	338
1968	Bill Munson	329	181	2311	1940	Whizzer White	80	35	461
1967	Milt Plum	172	86	925	1939	Dwight Sloan	102	45	658
1966	Karl Sweetan	309	157	1809	1938	Vern Huffman	85	27	382
1965	Milt Plum	308	143	1710	1937	Bill Shepherd	46	19	297
1964	Milt Plum	287	154	2241	1936	Dutch Clark	71	38	467
1963	Earl Morrall	328	174	2621	1935	Bill Shepherd	64	28	417
1962	Milt Plum	325	179	2378	1934	Dutch Clark	49	23	383

LIONS' SEASONAL LEADERS

(1934-1989)

RECEIVING

Year	Player	No.	Yds.	Year	Player	No.	Yds.
1989	Richard Johnson	70	1091	1961	Gail Cogdill	53	991
1988	Pete Mandley	44	617	1960	Jim Gibbons	51	604
1987	Pete Mandley	58	720	1959	Jim Gibbons	31	431
1986	James Jones	54	334	1958	Dave Middleton	29	506
	Jeff Chadwick	53	995	1957	Jim Doran	33	624
1985	Leonard Thompson	51	736	1956	Dave Middleton	39	606
1984	James Jones	77	662	1955	Dave Middleton	44	663
1983	James Jones	46	467	1954	Dorne Dibble	46	768
1982	Billy Sims	34	342	1953	Doak Walker	30	502
1981	Fred Scott	53	1022	1952	Cloyce Box	42	924
1980	Fred Scott	53	834	1951	Leon Hart	35	544
1979	Fred Scott	62	929	1950	Cloyce Box	50	1009
1978	David Hill	53	633	1949	Bob Mann	66	1014
1977	Horace King	40	238	1948	Joe Margucci	36	450
1976	Ray Jarvis	39	822	1947	Johnny Greene	38	621
1975	Charlie Sanders	37	486	1946	Johnny Greene	20	289
1974	Ron Jessie	54	761	1945	Johnny Greene	26	550
1973	Charlie Sanders	28	433	1944	Jack Matheson	23	361
1972	Altie Taylor	29	250	1943	Harry Hopp	17	229
1971	Steve Owens	32	350	1942	Bill Fisk	15	177
1970	Charlie Sanders	40	544	1941	Bill Fisk	9	140
1969	Charlie Sanders	42	656	1940	Lloyd Cardwell	20	349
1968	Earl McCullouch	40	680	1939	Monk Moscrip	14	176
1967	Mel Farr	39	317	1938	Lloyd Cardwell	9	138
1966	Pat Studstill	67	1266	1937	Ernie Caddel	9	80
1965	Pat Studstill	28	389	1936	Ernie Caddel	19	150
1964	Terry Barr	57	1030	1935	Ernie Caddel	10	171
1963	Terry Barr	66	1086	1934	Harry Ebding	9	257
1962	Gail Cogdill	45	566				

SCORING

Year	Player	TD	FG	XP	Tot.	Year	Player	TD	FG	XP	Tot.
1989	Eddie Murray	0	20	36	96	1961	Jim Martin	0	15	25	70
1988	Eddie Murray	0	20	22	82	1960	Jim Martin	0	13	26	65
1987	Eddie Murray	0	20	21	81	1959	Howard Cassady	5	0	0	30
1986	Eddie Murray	0	18	31	85	1958	Jim Martin	0	7	28	49
1985	Eddie Murray	0	26	31	109	1957	Bobby Layne	0	6	25	43
1984	Eddie Murray	0	20	31	91	1956	Bobby Layne	5	12	33	98
1983	Eddie Murray	0	25	38	113	1955	Doak Walker	7	9	27	96
1982	Eddie Murray	0	11	16	49	1954	Doak Walker	5	11	43	106
1981	Eddie Murray	0	25	46	121	1953	Doak Walker	5	12	27	93
1980	Eddie Murray	0	27	35	116	1952	Cloyce Box	15	0	0	90
1979	Benny Ricardo	0	10	25	55	1951	Doak Walker	6	6	43	97
1978	Benny Ricardo	0	20	32	92	1950	Doak Walker	11	8	38	128
1977	Steve Mike-Mayer	0	8	19	43	1949	Bill Dudley	6	5	30	81
1976	Benny Ricardo	0	10	19	49	1948	Bill Dudley	7	0	0	42
1975	Errol Mann	0	14	29	67	1947	Bill Dudley	11	0	0	66
1974	Errol Mann	0	23	23	92	1946	Bob Cifers	4	0	0	24
1973	Errol Mann	0	13	14	53	1945	Bob Westfall	9	0	0	54
1972	Errol Mann	0	20	38	98	1944	Frank Sinkwich	6	2	24	66
1971	Errol Mann	0	22	37	103	1943	Harry Hopp	9	0	0	54
1970	Errol Mann	0	20	31	101	1942	Elmer Hackney	2	0	0	12
1969	Errol Mann	0	25	26	101	1941	Whizzer White	4	0	0	24
1968	Mel Farr	7	0	0	42	1940	Whizzer White	5	0	2	32
	Bill Gambrell	7	0	0	42	1939	Chuck Henneman	2	4	5	29
1967	Mel Farr	6	0	0	36	1938	Lloyd Cardwell	5	0	0	30
	Tom Nowatzke	6	0	0	36	1937	Dutch Clark	6	1	6	45
1966	Garo Yepremian	0	13	11	50	1936	Dutch Clark	7	4	19	73
1965	Wayne Walker	0	8	33	57	1935	Dutch Clark	6	1	16	55
1964	Wayne Walker	0	14	32	74	1934	Dutch Clark	8	4	13	73
1963	Terry Barr	13	0	0	78						
1962	Wayne Walker	0	9	37	64						

LIONS' 100-YARD RUSHING DAYS

(Since 1950)

Year	Player	Yards	Carries	Long	Opponent	Date
1989	Barry Sanders	158	20	25t	Atlanta	Dec. 24
	Barry Sanders	104	21	34	Tampa Bay	Dec. 17
	Barry Sanders	120	26	30	Chicago	Dec. 10
	Barry Sanders	145	28	23	Cleveland	Nov. 23
	Barry Sanders	114	18	29	Cincinnati	Nov. 19
	Barry Sanders	184	30	31	Green Bay	Oct. 29
	Barry Sanders	126	18	28	Chicago	Sept. 24
1986	James Jones	174	36	39	Minnesota	Sept. 7
	Garry James	140	20	41t	Green Bay	Oct. 12
1985	James Jones	116	30	12	San Francisco	Oct. 20
	James Jones	114	36	8	Miami	Oct. 27
	James Jones	104	23	17	Green Bay	Dec. 15
1984	Billy Sims	140	20	42	Atlanta	Sept. 9
	Billy Sims	119	14	81	San Diego	Sept. 30
	Billy Sims	100	16	16	Tampa Bay	Oct. 14
	Billy Sims	103	22	18	Minnesota	Oct. 21
1983	Billy Sims	105	20	17	Houston	Nov. 13
	Billy Sims	189	36	20	Green Bay	Nov. 20
	Billy Sims	106	26	30	Pittsburgh	Nov. 24
	Billy Sims	137	23	41	Minnesota	Dec. 5
1982	Billy Sims	119	25	29	L.A. Rams	Sept. 19
	Billy Sims	114	26	20	N.Y. Giants	Nov. 25
	Billy Sims	109	29	12	Green Bay	Dec. 12
1981	Billy Sims	112	27	37	Minnesota	Sept. 20
	Billy Sims	133	21	21	Oakland	Sept. 27
	Billy Sims	185	28	48t	Denver	Oct. 11
	Rick Kane	101	20	20	Chicago	Oct. 19
	Billy Sims	159	21	51	Washington	Nov. 8
	Billy Sims	119	23	12	Dallas	Nov. 15
	Billy Sims	117	22	32	Chicago	Nov. 22
	Billy Sims	110	13	31	Minnesota	Dec. 12
1980	Dexter Bussey	111	14	20	L.A. Rams	Sept. 7
	Billy Sims	153	22	41t	L.A. Rams	Sept. 7
	Billy Sims	134	20	25	Green Bay	Sept. 14
	Billy Sims	157	27	52	Minnesota	Sept. 28
	Billy Sims	155	28	45t	Kansas City	Oct. 26
	Billy Sims	126	30	18	Baltimore	Nov. 16
1979	Dexter Bussey	139	26	38	Buffalo	Oct. 28

Year	Player	Yards	Carries	Long	Opponent	Date
1978	Dexter Bussey	120	20	29t	Seattle	Sept. 24
	Horace King	104	12	75t	Tampa Bay	Nov. 12
1977	Dexter Bussey	150	24	31	New Orleans	Sept. 25
	Rick Kane	105	24	35	San Diego	Nov. 6
1976	Horace King	100	32	13	New England	Oct. 10
	Lawrence Gaines	116	22	17	Minnesota	Nov. 7
	Dexter Bussey	137	27	23	Buffalo	Nov. 25
1973	Altie Taylor	160	23	29	Green Bay	Oct. 28
	Altie Taylor	106	18	34	Chicago	Nov. 18
	Steve Owens	113	27	10	Miami	Dec. 15
1972	Steve Owens	113	20	18	N.Y. Giants	Oct. 28
	Altie Taylor	123	15	38t	N.Y. Jets	Nov. 23
1971	Steve Owens	109	16	16	Denver	Nov. 7
	Altie Taylor	101	19	17	L.A. Rams	Nov. 14
1970	Mel Farr	117	16	16	Denver	Nov. 22
	Mel Farr	104	20	18	Oakland	Nov. 26
1968	Mel Farr	138	18	46	Chicago	Oct. 13
	Mel Farr	145	29	26	Green Bay	Oct. 20
1967	Tom Watkins	115	24	28	Cleveland	Sept. 24
	Mel Farr	197	24	57	Minnesota	Nov. 12
1965	Amos Marsh	146	23	62t	Baltimore	Nov. 25
	Amos Marsh	109	25	20t	San Francisco	Dec. 5
1963	Tom Watkins	102	17	27	Minnesota	Oct. 27
	Tom Watkins	107	21	25	San Francisco	Nov. 3
1961	Nick Pietrosante	113	12	42	Chicago	Oct. 8
	Nick Pietrosante	112	21	15	Los Angeles	Oct. 29
1960	Dan Lewis	128	14	74t	Los Angeles	Oct. 30
	Nick Pietrosante	106	20	52	Chicago	Nov. 20
	Nick Pietrosante	142	21	43t	Dallas	Dec. 11
	Nick Pietrosante	104	15	31t	Chicago	Dec. 18
1959	Nick Pietrosante	134	17	25	Green Bay	Nov. 26
1957	John Henry Johnson	109	18	14	Green Bay	Oct. 6
	John Henry Johnson	105	8	62t	Green Bay	Nov. 28
1956	Don McIlhenny	104	13	30	San Francisco	Oct. 21
	Gene Gedman	103	22	21	Green Bay	Nov. 22
1955	Lew Carpenter	120	20	49t	Green Bay	Nov. 24
1954	Lew Carpenter	119	14	60t	Los Angeles	Oct. 10
1952	Bob Hoernschemeyer	107	20	32	Pittsburgh	Nov. 9
1951	Bob Hoernschemeyer	118	14	54	Philadelphia	Nov. 18
1950	Bobby Layne	118	15	20	Pittsburgh	Sept. 24
	Bob Hoernschemeyer	198	17	96t	N.Y. Yanks	Nov. 23

100-YARD RECEIVING DAYS

Year	Player	Yards	Receptions	Opponent	Date
1989	Richard Johnson	135	7	Atlanta	Dec. 24
1989	Jason Phillips	115	10	Tampa Bay	Dec. 17
1989	Richard Johnson	248	8	New Orleans	Dec. 3
1989	Robert Clark	141	6	Houston	Nov. 5
1989	Robert Clark	124	6	Pittsburgh	Oct. 1
1989	Richard Johnson	172	9	N.Y. Giants	Sept. 17
1987	Pete Mandley	110	7	L.A. Raiders	Sept. 20
1986	Jeff Chadwick	121	6	Green Bay	Nov. 27
1986	Jeff Chadwick	139	5	Philadelphia	Nov. 16
1986	Jeff Chadwick	100	6	Cincinnati	Nov. 2
1986	Jeff Chadwick	106	5	Tampa Bay	Sept. 21
1985	Leonard Thompson	101	9	Chicago	Dec. 22
1985	Pete Mandley	127	5	Chicago	Dec. 22
1985	Carl Bland	109	7	Green Bay	Dec. 15
1985	Leonard Thompson	115	7	N.Y. Jets	Nov. 28
1985	Leonard Thompson	133	6	Miami	Oct. 27
1985	Jeff Chadwick	112	7	Green Bay	Oct. 6
1984	Mark Nichols	108	4	Green Bay	Nov. 22
1984	Ken Jenkins	128	8	Philadelphia	Nov. 4
1984	Mark Nichols	117	5	Minnesota	Oct. 21
1983	Mark Nichols	100	5	Minnesota	Sept. 25
** 1983	Leonard Thompson	179	8	Cleveland	Sept. 11
1983	Leonard Thompson	150	7	*Washington	Jan. 8
1982	Leonard Thompson	161	5	Minnesota	Dec. 19
1982	Billy Sims	103	5	L.A. Rams	Sept. 19
1981	Freddie Scott	156	8	Washington	Nov. 8
1981	Leonard Thompson	118	3	Chicago	Oct. 19
1981	Freddie Scott	110	3	Chicago	Oct. 19
1980	Leonard Thompson	106	5	Tampa Bay	Dec. 14
1980	Freddie Scott	107	5	Atlanta	Oct. 5
1979	Freddie Scott	148	9	Tampa Bay	Nov. 11
1978	David Hill	106	7	Tampa Bay	Nov. 12
1976	Ray Jarvis	111	5	New Orleans	Nov. 14
1976	Ray Jarvis	163	6	Green Bay	Oct. 31
1975	Marlin Briscoe	119	5	Chicago	Dec. 7
1975	Ray Jarvis	100	6	Minnesota	Oct. 19
1974	Charlie Sanders	146	7	Green Bay	Oct. 27
1974	Ron Jessie	116	10	Minnesota	Oct. 20
1974	Ron Jessie	149	6	L.A. Rams	Oct. 6
1973	Ron Jessie	131	3	Pittsburgh	Sept. 16
1972	Larry Walton	101	7	San Diego	Oct. 22
1972	Ron Jessie	102	3	Atlanta	Oct. 8
1972	John Hilton	120	3	N.Y. Giants	Sept. 17
1971	Altie Taylor	122	4	Houston	Oct. 17
1970	Larry Walton	158	4	Cleveland	Oct. 18
1969	Earl McCullough	117	5	St. Louis	Nov. 16
1968	Charlie Sanders	133	10	Washington	Dec. 15

Year	Player	Yards	Receptions	Opponent	Date
1968	Bill Gambrell	105	4	Atlanta	Dec. 8
1968	Earl McCullough	132	5	Dallas	Sept. 15
1967	Pat Studstill	107	5	St. Louis	Oct. 1
1966	Pat Studstill	116	9	Minnesota	Nov. 13
1966	Pat Studstill	125	7	Chicago	Nov. 6
1966	Pat Studstill	164	7	Green Bay	Oct. 30
1966	Pat Studstill	141	6	Baltimore	Oct. 16
1966	Pat Studstill	142	6	L.A. Rams	Oct. 9
1965	Terry Barr	103	3	L.A. Rams	Oct. 31
1965	Terry Barr	112	5	Green Bay	Oct. 17
1964	Gail Codgill	165	7	L.A. Rams	Nov. 1
1964	Terry Barr	118	3	N.Y. Giants	Oct. 4
1964	Terry Barr	109	7	L.A. Rams	Sept. 19
1964	Gail Codgill	116	6	S.F. 49ers	Sept. 13
1964	Terry Barr	108	3	S.F. 49ers	Sept. 13
1963	Terry Barr	118	4	Cleveland	Dec. 8
1963	Terry Barr	100	6	L.A. Rams	Nov. 17
1963	Gail Codgill	107	5	L.A. Rams	Nov. 17
1963	Terry Barr	101	7	Baltimore	Nov. 10
1963	Gail Codgill	150	4	Dallas	Oct. 13
1963	Terry Barr	135	10	S.F. 49ers	Nov. 3
1963	Gail Codgill	119	4	Chicago	Sept. 29
1963	Terry Barr	119	7	Minnesota	Nov. 24
1963	Terry Barr	101	3	Minnesota	Oct. 27
1962	Gail Codgill	103	5	Minnesota	Dec. 9
1962	Gail Codgill	137	6	Baltimore	Dec. 2
1962	Gail Codgill	106	3	N.Y. Giants	Oct. 21
1962	Terry Barr	153	5	Baltimore	Sept. 30
1962	Gail Codgill	147	4	S.F. 49ers	Sept. 23
1961	Gail Codgill	171	7	Philadelphia	Dec. 17
1961	Terry Barr	113	4	St. Louis	Nov. 12
1961	Gail Codgill	103	3	L.A. Rams	Oct. 29
1961	Terry Barr	101	5	Chicago	Oct. 8
1960	Gail Codgill	115	8	S.F. 49ers	Oct. 9
1959	James Gibbons	103	7	Green Bay	Nov. 26
1958	James Doran	102	4	L.A. Rams	Oct. 12
1958	James Doran	133	4	Green Bay	Oct. 5
1957	James Doran	101	3	**Cleveland	Dec. 29
1957	Steve Junker	109	5	**Cleveland	Dec. 29
1957	James Doran	137	6	S.F. 49ers	Nov. 17
1957	James Doran	150	7	S.F. 49ers	Nov. 3
1957	Howard Cassady	113	6	Baltimore	Oct. 20
1956	Dave Middleton	146	7	Chicago	Dec. 2
1956	Dorne Dibble	106	3	Baltimore	Oct. 6
1955	Dave Middleton	102	5	Pittsburgh	Nov. 13
1954	Doak Walker	119	2	S.F. 49ers	Nov. 14
1954	Doak Walker	129	7	S.F. 49ers	Oct. 24
1950	Cloyce Box	123	4	N.Y. Yankees	Nov. 23

*Playoff Game

**World Championship Game
Home Games in bold

300-YARD PASSING DAYS

Year	Name	Yds.	Comp.	Att.	Opponent	Date
1989	Bob Gagliano	344	21	31	N.Y. Giants	Sept. 17
1987	Chuck Long	362	33	47	Green Bay	Oct. 25
1986	Eric Hipple	316	31	50	L.A. Rams	Oct. 19
1986	Eric Hipple	318	31	46	Tampa Bay	Sept. 21
1984	Gary Danielson	305	24	33	Green Bay	Nov. 22
1981	Eric Hipple	336	14	25	Chicago	Oct. 19
1980	Gary Danielson	360	29	44	Tampa Bay	Dec. 14
1980	Gary Danielson	348	23	36	Atlanta	Oct. 5
1979	Gary Danielson	352	26	33	Minnesota	Dec. 9
1976	Greg Landry	310	27	38	New Orleans	Nov. 14
1964	Milt Plum	347	16	24	L.A. Rams	Nov. 1
1963	Earl Morral	312	21	44	L.A. Rams	Nov. 17
1963	Earl Morral	330	24	33	S.F. 49ers	Nov. 3
1955	Bobby Layne	319	20	32	Chicago	Nov. 20
1951	Bobby Layne	315	20	44	N.Y. Yankees	Oct. 21
1951	Bobby Layne	310	20	26	Washington	Sept. 30
1950	Bobby Layne	374	23	45	Chicago	Nov. 5



GARY DANIELSON



BOBBY LAYNE

LIONS' LONGEST PLAYS

RUSHING PLAY

- 96 yards (TD) by Bob Hoernschemeyer vs. N.Y. Yanks (11-23-50)
- 85 yards (TD) by Bob Hoernschemeyer vs. Green Bay (11-22-51)
- 81 yards by Billy Sims at San Diego (9-30-84)
- 80 yards (TD) by Wally Triplett at Green Bay (10-30-49)
- 78 yards by Elmer Hackney vs. Pittsburgh (11-8-42)
- 76 yards by Greg Landry at Green Bay (9-20-70)

KICKOFF RETURN

- 104 yards (TD) by Terry Barr (92) and Gene Gedman (12) at Los Angeles (10-26-58)
- 102 yards (TD) by Ron Jessie vs. Chicago (10-24-71)
- 101 yards (TD) by Bill Jefferson vs. Chicago Bears (11-23-41)
- 100 yards (TD) by Pat Studstill vs. Chicago Bears (9-26-61)
- 98 yards (TD) by Ned Mathews vs. Philadelphia/Pittsburgh (11-21-43)
- 98 yards (TD) by Lem Barney at Los Angeles (11-3-68)
- 98 yards (TD) by Eddie Payton vs. Minnesota (12-17-77)
- 96 yards (TD) by Alvin Hall at Green Bay (12-12-82)

PUNT

- 81 yards by Bill DeCorrevont at Washington (10-6-46)
- 78 yards by Pat Studstill vs. Green Bay (10-8-67)
- 75 yards by Bob Smith vs. N.Y. Yanks (10-8-51)
- 74 yards by Tom Skladany vs. Oakland (9-27-81)
- 74 yards by Yale Lary at San Francisco (9-13-64)
- 72 yards by Larry Swider vs. Minnesota (9-30-79)
- 69 yards by Jim Arnold at Green Bay (11-20-88)
- 69 yards by Herman Weaver at Chicago (9-12-76)

PUNT RETURN

- 90 yards (TD) by Tommy Watkins vs. San Francisco (10-6-63)
- 89 yards (TD) by Jack Christiansen vs. Green Bay (11-22-51)
- 87 yards (TD) by Eddie Payton vs. Minnesota (12-17-77)
- 84 yards (TD) by Bill Dudley at Chicago Bears (10-19-47)

PASSING PLAY

- *99 yards (TD) by Karl Sweetan to Pat Studstill at Baltimore (10-16-66)
- 97 yards (TD) by Bobby Layne to Cloyce Box vs. Green Bay (11-26-53)
- 94 yards (TD) by Eric Hipple to Leonard Thompson vs. Chicago (10-19-81)
- 92 yards (TD) by Milt Plum to Dan Lewis at Cleveland (11-15-64)
- 88 yards (TD) Dave Ryan to John Greene vs. Pittsburgh (11-10-46)
- 87 yards (TD) Gary Danielson to Billy Sims at Green Bay (9-14-80 in Milw.)

INTERCEPTION RETURN

- *102 yards (TD) by Bob Smith vs. Chicago Bears (11-24-49)
- 100 yards (TD) by Vern Huffman vs. Brooklyn (10-17-37)
- 95 yards (TD) by Dick Jauron at Chicago (11-18-73)
- 95 yards (TD) by Don Doll at Pittsburgh (10-8-49)
- 92 yards (TD) by Jack Christiansen at Los Angeles (11-1-53)
- 90 yards (TD) by Devon Mitchell vs. Green Bay (12-4-88)
- 90 yards by Bob Smith at Pittsburgh (11-9-52)
- 88 yards (TD) by Rudy Redmond at Los Angeles (12-17-72)

FIELD GOAL

- 54 yards by Eddie Murray at Cincinnati (12-11-83)
- 54 yards by Glenn Presnell at Green Bay (10-7-34)
- 53 yards by Eddie Murray vs. Chicago (10-19-81); vs. L.A. Rams (12-6-87)
- 52 yards by Eddie Murray vs. L.A. Rams (9-7-80); vs. Chicago (12-18-84); vs. Chicago (12-15-86)
- 52 yards by Errol Mann at St. Louis (12-2-73)
- 52 yards by Jim Martin vs. Baltimore (10-23-60)
- 51 yards by Eddie Murray vs. Minnesota (11-17-85); at L.A. Rams (10-2-83); vs. Tampa Bay (9-21-86)
- 51 yards by Jim Martin vs. Baltimore (10-23-60)
- 50 yards by Eddie Murray at Minnesota (10-8-89); vs. Miami (10-27-85); at Washington (11-8-81); at Tampa Bay (10-4-81)
- 50 yards by Errol Mann at Minnesota (10-26-69); vs. Cincinnati (9-27-70); vs. Green Bay (12-20-70)

(*NFL Record)

YEAR-BY-YEAR LEAGUE & CONFERENCE RANKINGS

(L—league ranking; C—conference ranking)

OFFENSE					DEFENSE				
Year	NFL Rank	NFC Rank	Yds. Rush/ Ranking	Yds. Pass/ Ranking	Year	NFL Rank	NFC Rank	Yards Rush/ Ranking	Yards Pass/ Ranking
1989	18	9	2053/8L/4C	2939/26L/13C	1989	18	9	1621/8L/7C	3916/27L/13C
1988	28	14	1243/27L/14C	2162/28L/14C	1988	18	12	2037/17L/7C	3279/15L/8C
1987	12	26	1435/25L/22C	2956/17L/9C	1987	24	13	2070/23L/13C	3203/19L/9C
1986	24	11	1771/15L/11C	2784/19L/7C	1986	15	12	2349/26L/13C	2800/4L/4C
1985	28	14	1538/26L/13C	2938/22L/10C	1985	18	14	2685/27L/14C	2906/5L/4C
1984	12	7	2017/14L/8C	3301/13L/8C	1984	17	11	1808/8L/5C	3511/21L/11C
1983	18	10	2181/12L/8C	2955/22L/12C	1983	11	5	2104/16L/10C	3112/11L/4C
1982	24	13	1022/16L/9C	1512/22L/11C	1982	9	6	854/4L/1C	1868/18L/10C
1981	3	1	2795/11L/1C	3138/17L/8C	1981	4	4	1623/11L/1C	3223/13L/8C
1980	7	3	2599/3L/2C	2941/18L/10C	1980	3	2	1599/11L/1C	2934/9L/5C
1979	26	13	1677/25L/14C	2336/23L/12C	1979	11	6	2515/25L/12C	2442/2L/2C
1978	21	8	2163/17L/6C	2302/19L/8C	1978	7	5	2184/14L/7C	2299/6L/4C
1977	26	12	1706/25L/12C	1518/24L/10C	1977	8	5	1905/14L/7C	1867/7L/6C
1976	14	5	2213/11L/5C	2140/14L/5C	1976	3	2	1901/9L/4C	1686/2L/2C
1975	—	—	2147/	1917/	1975	—	—	—	—
1974	19	9	1433/24L/12C	2220/11L/5C	1974	20	12	2102/20L/12C	4338/17L/10C
1973	13	7	2133/9L/4C	1913/17L/10C	1973	13	6	2117/16L/7C	1788/10L/4C
1972	15	7	2021/12L/8C	2134/14L/8C	1972	19	10	2204/21L/11C	2004/9L/5C
1971	4	3	2376/2L/1C	2201/12L/8C	1971	11	6	1842/15L/7C	2017/8L/4C
1970	15	8	2127/22L/2C	1857/11C	1970	2	2	1152/11L/1C	2296/15L/10C
(prior to 1970, the NFL and AFL operated as separate leagues)									
1969	16		1755/6L	1600/15L	1969	2		1755/4L	1600/3L
1968	13		1702/12L	2320/9L	1968	4		1680/5L	2157/5L
1967	15		1907/3L	1631/15L	1967	3		1795/10L	1733/2L
1966	10		1429/2L	2424/12L	1966	11		2006/12L	2408/7L
1965	14		1469/11L	1834/13L	1965	1		1444/3L	2097/2L
1964	6		1414/11L	2558/6L	1964	5		1638/5L	2424/5L
1963	8		1601/10L	2723/10L	1963	3		1564/2L	2197/5L
1962	7		1922/4L	2581/9L	1962	1		1231/1L	1986/3L
1961	9		1868/8L	2544/12L	1961	3		1520/2L	2418/6L
1960	8		1714/4L	1678/10L	1960	8		1348/4L	2049/7L
1959	11		1792/5L	1664/12L	1959	4		1562/5L	2094/7L
1958	12		1360/11L	1869/10L	1958	7		1720/6L	2117/7L
1957	3		1811/4L	2029/3L	1957	5		1521/5L	1844/5L
1956	3		2011/5L	2195/3L	1956	6		1503/2L	1905/7L
1955	4		1477/10L	2410/2L	1955	10		1851/7L	2164/10L
1954	3		1808/6L	2825/3L	1954	4		1520/5L	2226/6L
1953	5		1812/3L	2146/6L	1953	5		1580/7L	1965/5L
1952	3		1780/4L	2208/4L	1952	5		1145/1L	2421/10L
1951	3		1841/6L	2500/4L	1951	7		1509/3L	2608/11L
1950	3		1626/11L	2772/3L	1950	6		1367/1L	2580/11L
1949	6		1361/9L	2291/4L	1949	3		1827/5L	1814/2L
1948	7		1360/8L	2288/4L	1948	8		2382/10L	2176/7L

YEAR-BY-YEAR QUARTERBACK RATINGS

Year	Player	Att.	Comp.	Yds.	Pct.	TDs	Int.	LG	Rating	Rank
1989	Bob Gagliano	232	117	1671	50.4	6	12	75(TD)	61.2	NFC 13
1988	Rusty Hilger	306	126	1558	41.2	7	12	56	49.1	NFC 13
1987	Chuck Long	416	232	2598	55.8	11	20	53	63.3	NFC 13
1986	Eric Hipple	305	192	1919	63.0	9	11	46	75.8	NFC 3
1985	Eric Hipple	406	223	2952	54.9	17	18	56	73.8	NFC 7
1984	Gary Danielson	410	252	3076	61.5	17	15	77(TD)	83.1	NFL 10/NFC 6
1983	Eric Hipple	387	204	2577	52.7	12	18	80(TD)	64.5	NFC 12
1982	Gary Danielson	197	100	1343	50.8	10	14	70(TD)	60.3	NFC 14
1981	Eric Hipple	279	140	2358	50.2	14	15	94(TD)	73.3	NFC 9
1980	Gary Danielson	417	244	3223	58.5	13	11	87(TD)	82.6	NFL 6/NFC 5
1979	Jeff Komlo	368	183	2238	49.7	11	23	40	52.6	NFC 14
1978	Gary Danielson	351	199	2294	56.7	18	17	47(TD)	73.6	NFL 8/NFC 3
1977	Greg Landry	240	135	1359	56.3	6	7	39	68.8	NFL 10/NFC 4
1976	Greg Landry	291	168	2191	57.7	17	8	74(TD)	89.6	NFL 5/NFC 2
1975	Joe Reed	191	86	1181	45.0	9	10	65(TD)	59.3	NFC 10
1974	Bill Munson	292	166	1874	56.8	8	7	56	75.2	NFL 10/NFC 6
1973	Bill Munson	187	95	1129	50.8	9	8	54	67.7	NFC 10
1972	Greg Landry	268	134	2066	50.0	18	17	82(TD)	...	NFL 11/NFC 6
1971	Greg Landry	261	136	2237	52.1	16	13	76(TD)	...	NFL 5/NFC 2
1970	Bill Munson	158	84	1049	53.2	10	7	56	...	NFC 8
1969	Bill Munson	166	84	1062	50.6	7	8	62(TD)
1968	Bill Munson	329	181	2311	55.0	15	8	86(TD)	...	NFL 7
1967	Milt Plum	172	86	925	50.0	4	8	43
1966	Karl Sweetan	309	157	1809	50.8	4	14	99(TD)	...	NFL 11
1965	Milt Plum	308	143	1710	46.4	12	19	55(TD)	...	NFL 14
1964	Milt Plum	287	154	2241	53.7	18	15	92(TD)	...	NFL 5
1963	Earl Morrall	328	174	2621	53.0	24	14	75(TD)	...	NFL 3
1962	Milt Plum	325	179	2378	55.1	15	20	80(TD)	...	NFL 11
1961	Jim Ninowski	247	117	1921	47.4	7	18	84(TD)	...	NFL 16
1960	Jim Ninowski	283	134	1599	47.3	2	19	63	...	NFL 13
1959	Earl Morrall	137	65	1102	47.4	5	6	79(TD)	...	NFL 2
1958	Tobin Rote	257	118	1678	45.9	14	10	65(TD)	...	NFL 10
1957	Bobby Layne	179	87	1169	48.6	6	12	65(TD)	...	NFL 12
1956	Bobby Layne	244	129	1909	52.9	9	17	70	...	NFL 3
1955	Bobby Layne	270	143	1830	53.0	11	17	77(TD)	...	NFL 7
1954	Tom Dublinski	138	77	1073	55.8	8	7	66(TD)	...	NFL 4
1953	Bobby Layne	273	125	2088	45.8	16	21	97(TD)	...	NFL 5
1952	Bobby Layne	287	139	1999	48.4	19	20	77(TD)	...	NFL 7
1951	Bobby Layne	332	152	2403	45.8	26	23	63	...	NFL 7
1950	Bobby Layne	336	152	2323	45.2	16	18	82	...	NFL 7
1949	Fred Enke	142	63	793	44.4	6	5	58(TD)	...	NFL 9
1948	Fred Enke	221	100	1328	45.2	11	17	51(TD)	...	NFL 10
1947	Clyde LeForce	175	94	1384	53.7	13	20	79(TD)	...	NFL 8
1946	Dave Ryan	154	73	965	47.4	6	17	88(TD)
1945	Charles Fenenbock	110	45	752	40.9	7	11	56
1944	Frank Sinkwich	148	58	1060	39.2	12	20	57	...	NFL 6

YEAR-BY-YEAR INTERCEPTION LEADERS

Year	Player	Pos.	No.	Yards	TDs	NFL/NFC Ranking
1989	Jerry Holmes	CB	6	77	1	t7th NFL/t3rd NFC
1988	Devon Mitchell	S	3	107	1	t24th NFC
	George Jamison	LB	3	56	1	t24th NFC
1987	James Griffin	S	6	130	0	2nd NFL/NFC
1986	Devon Mitchell	S	5	41	0	t6th NFC
1985	Bobby Watkins	CB	5	15	0	t4th NFC
1984	Bobby Watkins	CB	6	0	0	t3rd NFC
1983	Bruce McNorton	CB	7	30	0	t3rd NFL/NFC
1982	Bobby Watkins	CB	5	22	0	NFL t2/NFC t2
1981	Jimmy Allen	S	9	123	0	NFL t3/NFC t2
1980	Jimmy Allen	S	6	38	0	NFC t4
	James Hunter	CB	6	20	0	NFC t4
	Luther Bradley	DB	4	11	0	
1979	Jimmy Allen	S	4	0	0	
	Jimmy Allen	S	5	70	0	
1978	James Hunter	CB	6	104	0	NFL t7/NFC t2
1977	James Hunter	DB	7	120	1	NFL t6/NFC t4
1976	Lem Barney	DB	5	23	0	NFC t9
1975	Lem Barney	DB	5	23	0	NFC t9
1974	Levi Johnson	DB	5	139	2	NFC t6
1973	Levi Johnson	DB	5	82	0	NFC t6
1972	Lem Barney	DB	3	88	0	
1971	Dick LeBeau	DB	6	76	0	NFL 2/NFC 1
1970	Dick LeBeau	DB	9	96	0	NFL 2/NFC 1
1969	Lem Barney	DB	8	126	0	NFL t2
1968	Lem Barney	DB	7	82	0	NFL t7
1967	Lem Barney	DB	10	232	3	NFL t1
1966	Mike Lucci	LB	5	118	1	NFL t9
	Bruce Maher	DB	5	90	0	NFL t9
1965	Dick LeBeau	DB	7	84	1	NFL 2
1964	Yale Lary	DB	6	101	0	NFL t5
1963	Dick LeBeau	DB	5	158	1	
	Dick Lane	DB	5	70	0	
1962	Yale Lary	DB	8	51	0	NFL 2
1961	Dick Lane	DB	6	73	0	NFL t10
	Yale Lary	DB	6	95	0	NFL t10
1960	Dick Lane	DB	5	102	1	
1959	Gary Lowe	DB	5	130	0	NFL 6
1958	Joe Schmidt	LB	6	69	0	NFL t7
1957	Jack Christian	DB	10	137	1	NFL t1

Year	Player	Pos.	No.	Yards	TDs	NFL/NFC Ranking
1956	Yale Lary	DB	8	182	1	NFL t2
	Jack Christian	DB	8	109	0	NFL t2
1955	Jack Christian	DB	3	49	0	
	Jim David	DB	3	44	0	
	Bill Stits	DB	3	7	0	
1954	Jack Christian	DB	8	84	1	NFL t3
1953	Jack Christian	DB	12	238	1	NFL 1
1952	Bob Smith	DB	9	184	1	NFL 3
1951	Bob Smith	DB	3	70	0	
1950	Don Doll	B	12	163	1	NFL t2
1949	Don Doll	B	11	301	2	NFL 2
1948	Jim Gillette	B	6	17	0	NFL t8
1947	Bill Dudley	B	5	104	1	
	Bob Wiese	B	5	54	0	
	Dave Ryan	B	4	105	0	
1946	Dave Rojan	B	3	90	0	
	Charles DeShane	B	3	75	1	
	John Greene	C	3	65	0	
	Damon Tassos	G	3	49	0	
	Ivan Trebotich	B	3	46	0	
	1944	Alex Wojciechowicz	C	7	88	0



Photo by Bruce Kluckhohn

YEAR-BY-YEAR KICKOFF RETURN LEADERS

Year	Player	No.	Yards	Avg.	Long	TDs	Rank
1989	Mel Gray	24	640	26.7	57	0	NFL 2/NFC 1
1988	Gary Lee	18	355	19.7	39	0	NFC 16
1987	Gary Lee	32	719	22.5	50	0	NFL 6/NFC 4
1986	Herman Hunter	48	1007	21.0	54	0	NFC 7
1985	Alvin Hall	39	886	22.7	54	0	NFC 6
1984	Pete Mandley	22	390	17.7	32	0	NFC 17
1983	Alvin Hall	23	492	21.4	32	0	NFC 8
1982	Alvin Hall	16	426	26.6	96(TD)	1	NFL2/NFC 1
1981	Alvin Hall	25	525	21.0	36	0	NFC 11
1980	Rick Kane	23	495	21.5	62	0	NFC 9
1979	John Arnold	23	539	23.4	69	0	NFL 7/NFC 5
1978	Jesse Thompson	14	346	24.7	42	0	
1977	Eddie Payton	18	457	25.4	98(TD)	1	NFL 7/NFC 4
1976	James Hunter	14	375	26.6	84	0	NFL 6/NFC 2
1975	Bobby Thompson	22	565	25.7	42	0	NFC 3
1974	Jimmie Jones	38	927	24.4	59	0	NFC 7
1973	Dick Jauron	17	405	23.8	33	0	NFC 7
1972	Ron Jessie	23	558	24.3	62	0	NFC 10
1971	Ron Jessie	16	470	29.4	102(TD)	2	NFC 2
1970	Bobby Williams	25	544	21.7	85(TD)	1	NFC 11
1969	Bobby Williams	17	563	33.1	96(TD)	1	NFL 1
1968	Lem Barney	25	670	26.8	98(TD)	1	NFL 5
1967	Tommy Vaughn	16	446	27.9	60	0	NFL 4
1966	Tommy Vaughn	23	595	26.0	63	0	NFL 8
1965	Tommy Watkins	17	584	34.4	94	0	NFL 1
1964	Pat Studstill	29	708	24.4	53	0	NFL 12
1963	Tommy Watkins	21	447	21.3	33	0	
1962	Tommy Watkins	17	452	26.6	40	0	NFL 6
1961	Pat Studstill	16	448	28.1	100(TD)	1	NFL 4
1960	Jim Steffen	8	225	28.1	55	0	
1959	Ken Webb	16	352	22.0	45	0	NFL 12
1958	Ken Webb	7	154	22.0	29	0	
1957	Howard Cassady	10	232	23.2	37	0	
1956	Howard Cassady	16	382	23.9	42	0	NFL 9
1955	Dave Middleton	11	188	17.1	25	0	
1954	Jug Girard	12	248	20.7	34	0	NFL 12
1953	Jack Christiansen	10	183	18.3	34	0	
1952	Jack Christiansen	16	409	25.6	46	0	NFL 9
1951	Doak Walker	15	408	27.2	62	0	NFL 5
1950	Doak Walker	10	225	22.5	48	0	
1949	Don Doll	21	536	25.5	56	0	NFL 1
1948	Camp Wilson	10	228	22.8	36	0	NFL 10
1947	William Dudley	15	359	23.9	78	0	
1946	Dave Ryan	15	308	20.5	51	1	
1945	Andrew Farkas	8	165	20.6	44	0	
1944	Arthur Van Tone	9	227	25.2	92	1	NFL 8

YEAR-BY-YEAR PUNT RETURN LEADERS

Year	Player	No.	Yards	Avg.	Long	TDs	Rank
1989	Walter Stanley	36	496	13.8	74	0	NFL 1
1988	Pete Mandley	37	287	7.8	25	0	NFC 10
1987	Pete Mandley	23	250	10.9	61	0	NFL 9/NFC 5
1986	Pete Mandley	43	420	9.8	81(TD)	1	NFL 6/NFC 3
1985	Pete Mandley	38	403	10.6	63(TD)	1	NFL 7/NFC 3
1984	Robbie Martin	25	210	8.4	23	0	NFC 7
1983	Ken Jenkins	23	230	10.0	43	0	NFL 9/NFC 4
1982	Robbie Martin	26	275	10.6	58	0	NFL 7/NFC 3
1981	Robbie Martin	52	450	8.7	45(TD)	1	NFC 8
1980	Ray Williams	27	259	9.6	53	0	NFC 7
1979	John Arnold	19	164	8.6	27	0	NFC t4
1978	Jesse Thompson	16	161	10.1	35	0	NFL 9/NFC 3
1977	Eddie Payton	27	273	10.1	87(TD)	1	NFC 3
1976	Lem Barney	23	191	8.3	30	0	NFC t10
1975	Charlie West	22	219	10.0	43	0	NFC t7
1974	Dick Jauron	17	286	16.8	58	0	NFL 9/NFC 1
1973	Lem Barney	27	231	8.6	42	0	NFC 5
1972	Lem Barney	15	108	7.2	26	0	NFC 4
1971	Lem Barney	14	122	8.7	38	0	NFC 2
1970	Lem Barney	25	259	10.4	65	1	NFL 6/NFC 3
1969	Lem Barney	9	191	21.2	74(TD)	1	
1968	Lem Barney	13	79	6.1	18	0	
1967	Tommy Watkins	15	57	3.8	18	0	NFL 13
1966	Tommy Vaughn	18	179	9.9	63	0	NFL 2
1965	Tommy Watkins	23	234	10.2	41	0	NFL 4
1964	Tommy Watkins	16	238	14.9	68(TD)	2	NFL 1
1963	Tommy Watkins	32	399	12.5	90(TD)	1	NFL 2
1962	Pat Studstill	29	457	15.8	44	0	NFL 1
1961	Howard Cassidy	16	159	9.9	21	0	NFL 6
1960	Terry Barr	14	104	7.4	39	0	NFL 5
1959	Terry Barr	16	102	6.4	24	0	NFL 11
1958	Yale Lary	27	196	7.3	71(TD)	1	NFL 8
1957	Yale Lary	25	139	5.6	36	0	NFL 6
1956	Howard Cassidy	13	83	6.4	34	0	NFL 7
1955	Lee Riley	14	107	7.6	20	0	NFL 6
1954	Jack Christiansen	23	225	9.8	61(TD)	1	NFL 3
1953	Yale Lary	13	115	8.8	74(TD)	1	NFL 4
1952	Jack Christiansen	15	322	21.5	79(TD)	2	NFL 1
1951	Jack Christiansen	18	343	19.1	89(TD)	4	NFL 2
1950	Clarence Self	12	129	10.8	29	0	NFL 12
1949	Bill Dudley	11	199	18.1	67	1	NFL 7
1948	Joe Margucci	10	100	10.0	22	0	
1947	William Dudley	11	182	16.5	84(TD)	1	
1946	Bill DeCorrevont	6	81	13.5	28	0	
1945	Dave Ryan	15	221	14.7	56	0	
1944	Frank Sinkwich	11	148	25	0		

YEAR-BY-YEAR PUNTING LEADERS

Year	Player	No.	Avg.	Net Avg.	Inside 20	Long	League Rank
1989	Jim Arnold	82	43.1	36.0	15	64	NFL 3/NFC 2
1988	Jim Arnold	97	42.4	35.9	22	69	NFL 6/NFC 1
1987	Jim Arnold	46	43.6	37.9	17	60	NFL 2/NFC 2
1986	Mike Black	46	39.5	30.7	11	57	NFC 12/NFL 21
	Jim Arnold	36	42.6	30.7	7	60	
1985	Mike Black	73	41.8	34.7	18	60	NFL 12/NFC 9
1984	Mike Black	76	41.6	32.7	13	63	NFC 8
1983	Mike Black	71	41.0	33.7	17	60	NFL 13/NFC 4
1982	Tom Skladany	36	41.2	33.9	6	59	NFC 8
1981	Ton Skladany	64	43.5	—	21	74	NFL 3/NFC 1
1980	Tom Skladany	72	42.2	—	18	67	NFC 3
1979	Larry Swider	88	40.0	—	—	72	NFC 6
	Tom Skladany	10	40.6	—	—	52	
1978	Tom Skladany	86	42.5	—	—	63	NFL 3/NFC 1
1977	Wilbur Summers	93	36.8	—	—	51	NFC 11
1976	Herman Weaver	83	39.5	—	—	69	NFC 4
1975	Herman Weaver	80	42.0	—	—	61	NFL 2/NFC 1
1974	Herman Weaver	72	38.5	—	—	61	NFC 7
1973	Herman Weaver	54	43.2	—	—	66	NFC 2
1972	Herman Weaver	43	40.3	—	—	55	NFC 8
1971	Herman Weaver	42	41.7	—	—	63	NFC 2
1970	Herman Weaver	62	40.0	—	—	65	NFC 7
1969	Lem Barney	66	34.1	—	—	53	



YALE LARY



JIM ARNOLD

LEADING TACKLERS

(* Since 1973)

Year	Player	Pos.	Total	Solo	Asst.	Sacks	Year	Player	Pos.	Total	Solo	Asst.	Sacks
1989	Chris Spielman	LB	125	89	36	4.5	1980	Ken Fantetti	LB	85	-	-	-
	Bennie Blades	S	100	81	19	-		Stan White	LB	73	-	-	-
	Jimmy Williams	LB	95	81	14	3.5		Charlie Weaver	LB	64	-	-	-
	William White	S	81	64	17	1.0		James Hunter	CB	63	-	-	-
	Jerry Ball	NT	73	62	11	9.0		Ray Oldham	S	59	-	-	-
1988	Chris Spielman	LB	153	118	35	-	1979	Doug English	DT	90	-	-	-
	Dennis Gibson	LB	116	89	25	0.5		Al Baker	DE	69	-	-	-
	Bruce McNorton	CB	105	87	18	-		Ken Fantetti	LB	68	-	-	-
	Bennie Blades	FS	102	86	16	1.0		James Hunter	CB	65	-	-	-
	George Jamison	LB	77	66	11	5.5		James Harrell	CB	62	-	-	-
1987	Dennis Gibson	LB	82	68	14	1.0	1978	Ed O'Neil	LB	85	-	-	-
	Jimmy Williams	LB	69	59	10	4.0		Charlie Weaver	LB	80	-	-	-
	Shelton Robinson	LB	67	56	11	-		John Woodcock	DT	66	-	-	-
	Bruce McNorton	CB	64	53	11	-		Doug English	DT	57	-	-	-
	James Griffin	S	56	39	17	1.0		Jimmy Allen	S	52	-	-	-
1986	Demetrious Johnson	S	112	92	20	1.0	1977	Ed O'Neil	LB	73	-	-	-
	James Harrell	LB	109	85	24	0.5		Doug English	DT	63	-	-	-
	Vernon Maxwell	LB	107	87	20	2.0		Charlie Weaver	LB	60	-	-	-
	Mike Cofer	LB	73	58	15	7.5		James Hunter	CB	52	-	-	-
	Devon Mitchell	S	70	51	19	-		Charlie West	S	49	-	-	-
1985	William Graham	S	113	75	38	1.0	1976	Charlie Weaver	LB	114	-	-	-
	Demetrious Johnson	S	97	72	25	3.0		Charlie West	DB	105	-	-	-
	Angelo King	LB	90	77	13	4.0		Ken Sanders	DE	102	-	-	-
	Jimmy Williams	LB	89	67	22	7.5		Paul Naumoff	LB	101	-	-	-
	Bruce McNorton	CB	76	63	13	-		Jim Mitchell	DE	92	-	-	-
1984	Alvin Hall	DB	147	94	53	-	1975	Paul Naumoff	LB	143	-	-	-
	Jimmy Williams	LB	140	105	35	2.5		Jim Lastavic	LB	112	-	-	-
	William Graham	DB	138	96	42	-		Herb Orvis	DT	96	-	-	-
	Ken Fantetti	LB	135	94	41	1.5		Charlie West	DB	96	-	-	-
	Garry Cobb	LB	128	95	33	3.0		Ken Sanders	DE	93	-	-	-
1983	Ken Fantetti	LB	132	80	52	1.0	Charlie Weaver	LB	90	-	-	-	
	William Graham	DB	111	52	59	-	1974	Jim Lastavic	LB	120	-	-	-
	Alvin Hall	DB	111	68	43	-		Paul Naumoff	LB	102	-	-	-
	Garry Cobb	LB	109	68	41	1.0		Charlie Weaver	LB	102	-	-	-
	Jimmy Williams	LB	101	59	42	1.0		Dick Jauron	DB	80	-	-	-
						Jim Mitchell		DE	65	-	-	-	
1982	Ken Fantetti	LB	54	-	-	-	Herb Orvis	DT	60	-	-	-	
	Stan White	LB	44	-	-	-	1973	Charlie Weaver	LB	55	-	-	-
	Alvin Hall	S	40	-	-	-		Herb Orvis	DT	51	-	-	-
	Doug English	DT	32	-	-	-		Ken Sanders	DE	48	-	-	-
	Al Baker	DE	31	-	-	-		Paul Naumoff	LB	47	-	-	-
						Mike Lucci		LB	36	-	-	-	
1981	Ken Fantetti	LB	148	-	-	-							
	Garry Cobb	LB	121	-	-	-							
	Doug English	DT	89	-	-	-							
	Ray Oldham	S	88	-	-	-							
	Jimmy Allen	S	81	-	-	-							

QUARTERBACK SACK LEADERS

(Since 1973)

Year	Player	Pos.	Sacks	Yardage	Conference Rank
1989	Michael Cofer	LB	9.5	60	17th
	Jerry Ball	NT	9.0	64	18th
	Eric Williams	DT	6.0	49	28th (tied)
1988	Michael Cofer	LB	12.0	88	NFL 6/NFC 6
	Keith Ferguson	DE	8.5	75	NFC 13
	Eric Williams	DE	6.5	51	—
1987	Michael Cofer	LB	8.5	78	9th (tied)
	Keith Ferguson	DE	6.0	64	13th (tied)
	Jimmy Williams	LB	4.0	23	17th (tied)
1986	Keith Ferguson	DE	9.5	73	10th
	Michael Cofer	LB	7.5	69	13th (tied)
	William Gay	DE	6.5	41	15th (tied)
1985	Jimmy Williams	LB	7.5	55	16th (tied)
	Curtis Green	DT	7.0	51	17th (tied)
	William Gay	DE	7.0	41	17th (tied)
1984	William Gay	DE	10.0	72	9th (tied)
	Curtis Green	DT	8.5	68	12th (tied)
	Michael Cofer	DE	7.0	49	15th (tied)
1983	William Gay	DT	13.5	103.5	4th (6th/NFL)
	Doug English	DT	13.0	89	5th (tied)
	Curtis Green	DE	5.5	45	20th (tied)
1982	Al Baker	DE	8.5	61	—
	Doug English	DT	6.0	37	—
	Dave Pureifory	DE	5.5	25	—
1981	Dave Pureifory	DE	11.0	—	—
	Al Baker	DE	10.0	—	—
	Doug English	DT	10.0	—	—

Year	Player	Pos.	Sacks	Yardage	Conference Rank
1980	Al Baker	DE	18.0	—	—
	Dave Pureifory	DE	8.0	—	—
	John Mendenhall	DT	4.0	—	—
1979	Al Baker	DE	16.0	—	—
	Dave Pureifory	DE	7.5	—	—
	Doug English	DT	6.5	—	—
1978	Al Baker	DE	23.0	—	—
	John Woodcock	DT	10.5	—	—
	Doug English	DT	8.0	—	—
1977	(no stats available)				
1976	Charlie Weaver	LB	7.0	—	—
	Ken Sanders	DE	4.0	—	—
	Jim Mitchell	DE	3.5	—	—
1975	Larry Hand	DT	7.0	—	—
	Paul Naumoff	DE	6.5	—	—
	Ken Sanders	DE	5.0	—	—
1974	Ken Sanders	DE	6.5	—	—
	Jim Mitchell	DE	4.5	—	—
	Herb Orvis	DT	3.5	—	—
1973	Larry Hand	DT	11.0	—	—
	Ken Sanders	DE	10.0	—	—
	Herb Orvis	DT	3.0	—	—
	Charlie Weaver	LB	3.0	—	—

(Team)

Most By Lions' Defense — Season		
No. of Sacks	Yards Lost	Year
55	482	1978
50	482	1964
49	411	1965
47	393	1988
47	373	1981

Most By Lions' Defense — Game			
No. of Sacks	Yards Lost	Opponent	Year
11	83	Green Bay	1962
11	109	at Green Bay	1965
11	69	at Philadelphia	1986
10	66	at Atlanta	1968
9	69	at Green Bay	1982

THE LAST TIME

PUNT RETURNED FOR A TOUCHDOWN:

By Lions: Dec. 21, 1986, Pete Mandley (81 yds.) vs. Atlanta
By Opponent: Oct. 2, 1988, John Taylor (77 yds.) at San Francisco

KICKOFF RETURNED FOR A TOUCHDOWN

By Lions: Dec. 12, 1982, Alvin Hall (96 yds.) at Green Bay
##By Opponent: Dec. 3, 1989, Bobby Morse (99 yds.) for New Orleans

INTERCEPTION RETURNED FOR A TOUCHDOWN

##By Lions: Nov. 12, 1989, Jerry Holmes (23 yds.) vs. Green Bay
##By Opponent: Oct. 15, 1989, Ricky Reynolds (68 yds.) for Tampa Bay

FUMBLE RETURNED FOR A TOUCHDOWN

##By Lions: Nov. 5, 1989, William White (20 yds.) at Houston
By Opponent: Oct. 26, 1986, Wilbur Marshall (12 yds.) at Chicago

PUNT BLOCKED

By Lions: Dec. 13, 1987, Jimmy Williams at Tampa Bay
##By Opponent: Nov. 19, 1989, Eric Thomas at Cincinnati (TD on Barney Bussey recovery)

FIELD GOAL BLOCKED

By Lions: Nov. 16, 1986, Eric Williams at Philadelphia
By Opponent: Sept. 20, 1987, Mitch Willis for L.A. Raiders

EXTRA POINT BLOCKED

By Lions: Sept. 20, 1981 Ray Oldham at Minnesota (Danmeier)
By Opponent: Dec. 11, 1988 Al Harris at Chicago (Murray)

EXTRA POINT KICK MISSED

By Lions: Dec. 21, 1986, Eddie Murray vs. Atlanta
##By Opponent: Oct. 1, 1989 Gary Anderson for Pittsburgh (bad snap-no kick) at Detroit

SHUTOUT RECORDED

By Lions: Sept. 4, 1983, 11-0 at Tampa Bay
By Opponent: Nov. 24, 1988, 23-0 by Minnesota

WON IN OVERTIME

By Lions: Oct. 11, 1987, 19-16, at Green Bay
##By Opponent: Oct. 29, 1989, 23-20, Green Bay in Milwaukee

SAFETY RECORDED

By Lions: Oct. 25, 1987 vs. Green Bay (George Jamison)
##By Opponent: Nov. 12, 1989, Green Bay (team)

100-YARD INDIVIDUAL RUSHING GAME

##By Lions: Dec. 24, 1989, Barry Sanders (158 yds./20 atts.), at Atlanta
##By Opponent: Sept. 24, 1989, Neal Anderson (116 yds./16 atts.), Chicago

150-YARD INDIVIDUAL RUSHING GAME

##By Lions: Dec. 24, 1989, Barry Sanders (158 yds./20 atts.) at Atlanta
By Opponent: Sept. 22, 1985 George Wonsley (170 yds.) at Indianapolis

100-YARD RECEIVING GAME

##By Lions: Dec. 24, 1989, Richard Johnson (135 yds./7 rec.) at Atlanta
##By Opponent: Dec. 17, 1989, Mark Carrier (131 yds./4 rec.), Tampa Bay

150-YARD RECEIVING GAME

##By Lions: Dec. 3, 1989, Richard Johnson (248), vs. New Orleans
##By Opponent: Nov. 19, 1989, Tim McGee (194), at Cincinnati

300-YARD INDIVIDUAL PASSING GAME

##By Lions: Sept. 17, 1989, Bob Gagliano (344 on 21-of-31, 1 TD & 3 INTs), at N.Y. Giants

##By Opponent: Dec. 24, 1989, Chris Miller (334 on 37-of-66, 2TD'S & 1 INT), at Atlanta

350-YARD PASSING GAME

By Lions: Oct. 25, 1987, Chuck Long (362 yds.), vs. Green Bay

##By Opponent: Nov. 19, 1989, Boomer Esiason (399 yds.), at Cincinnati

TEAM TOTAL OFFENSE MORE THAN 400 YARDS

##By Lions: Dec. 3, 1989 (401 yds., 85 rushing, 316 passing) vs. New Orleans

##By Opponent: Dec. 24, 1989 (413 yds., 89 rushing, 324 passing) at Atlanta

TEAM TOTAL OFFENSE MORE THAN 450 YARDS

By Lions: Nov. 22, 1984 (539 yds., 186 rushing, 353 passing), Green Bay

##By Opponent: Nov. 19, 1989 (546 yds., 99 rushing, 447 passing) at Cincinnati

YIELDED LESS THAN 100 NET YARDS RUSHING—TEAM

##By Lions' Defense: Dec. 17, 1989 vs. Tampa Bay (62 yds.)

##By Opponents' Defense: Dec. 3, 1989 (85 yds.), New Orleans

YIELDED LESS THAN 100 NET YARDS PASSING—TEAM

##By Lions' Defense: Dec. 24, 1989 at Atlanta (89 yds.)

##By Opponents' Defense: Nov. 12, 1989, (54 yds.) vs. Green Bay (at Milw.)

FEWEST FIRST DOWNS RUSHING ALLOWED

By Lions' Defense: Oct. 12, 1986, Green Bay (2 first downs, 21-14 win)

##By Opponents' Defense: Oct. 1, 1989, Pittsburgh (0 first downs, 23-3 loss)

FEWEST TOTAL FIRST DOWNS ALLOWED

##By Lions' Defense: Dec. 17, 1989 vs. Tampa Bay (6 1st downs, 33-7 win)

By Opponents' Defense: Nov. 24, 1988, Minnesota (3 first downs, 23-0 win)

FEWEST YARDS PASSING ALLOWED

By Lions' Defense: Oct. 19, 1986, L.A. Rams (22 yds., 14-10 loss)

By Opponents' Defense: Nov. 24, 1988, Minnesota (21 yds., 23-0 win)

FEWEST NET YARDS ALLOWED

By Lions' Defense: Sept. 12, 1982, Chicago (154 yds., 17-10 win)

By Opponents' Defense: Nov. 24, 1988, Minnesota (60 yds., 23-0 win)

FEWEST YARDS RUSHING ALLOWED

By Lions' Defense: Oct. 12, 1986, Green Bay (44 yds., 21-14 win)

##By Opponents' Defense: Oct. 1, 1989, Pittsburgh (18 yds., 23-3 loss)

LAST WINS WITH SEVEN (7) OR LESS POINTS SCORED BY DETROIT

Oct. 23, 1988 Detroit 7, Kansas City 6

Oct. 17, 1943 Detroit 7, Chicago Cardinals 0

Sept. 29, 1940 Detroit 6, Cleveland 0

TIME OF POSSESSION/OVER 35:00 PAST FOUR SEASONS

##38:14 Dec. 17, 1989 vs. Tampa Bay (33-7 win)

36:08 Dec. 27, 1987 vs. Atlanta (30-13 win)

37:41 Sept. 7, 1986 vs. Minnesota (13-10 win)

40:10 Sept. 28, 1986 vs. Cleveland (24-21 loss)

37:50 Oct. 12, 1986 vs. Green Bay (21-14 win)

40:49 Nov. 17, 1985 vs. Minnesota (41-21 win)

36:57 Oct. 21, 1984 vs. Minnesota (16-14 win)

44:47 Nov. 22, 1984 vs. Green Bay (31-28 win)

Accomplished during the '89 season

LIONS' HEAD COACHES SUMMARY

Name	Years	Total	Games	Won	Lost	Tied
*Hal Griffen	1930	1	14	5	6	3
*Potsy Clark	1934-36, 40	7	48	30	25	7
Dutch Clark	1937-38	2	22	14	8	0
Gus Henderson	1939	1	11	6	5	0
Bill Edwards	1941-42	1+	14	4	9	1
John Karcis	1942	1-	8	0	8	0
Gus Dorais	1943-47	5	53	20	31	2
Bo McMillin	1948-50	3	36	12	24	0
Buddy Parker	1951-56	6	72	47	23	2
George Wilson	1957-64	8	104	53	45	6
Harry Gilmer	1965-66	2	28	10	16	2
Joe Schmidt	1967-72	6	84	43	34	7
Don McCafferty	1973	1	14	6	7	1
Rick Forzano	1974-76	2+	32	15	17	0
Tommy Hudspeth	1976-77	1+	24	11	13	0
Monte Clark	1978-84	7	105	43	61	1
Darryl Rogers	1985-88	3+	58	18	40	0
Wayne Fontes	1988-	1+	21	9	12	0
TOTALS (18 coaches)		59	785	369	384	32

+ Denotes having coached a portion of an additional season;

- Denotes having coached less than one season

*Griffen and Clark coached four seasons as the head coach of the Portsmouth Spartans before the club moved to Detroit in 1934. Their overall record was 28-16-7.



GEORGE "POTSY" CLARK

DETROIT COACHING HISTORY

(Year-by-Year)

YEAR	COACH	W-L RECORD	(Pct.)	CONFERENCE FINISH
1930*	Hal (Tubby) Griffen	5-6-3	.455	n/a—NFL/8th place
1931*	George (Potsy) Clark	11-3-0	.786	n/a—NFL/2nd place
1932*	George (Potsy) Clark	6-2-4	.750	n/a—NFL/3rd place
1933*	George (Potsy) Clark	6-5-0	.545	NFL Western (2nd)
1934	George (Potsy) Clark	10-3-0	.769	NFL Western (2nd)
1935	George (Potsy) Clark	7-3-2	.700	NFL Champions (1st)
1936	George (Potsy) Clark	8-4-0	.666	NFL Western (3rd)
1937	Earl (Dutch) Clark	7-4-0	.636	NFL Western (2nd)
1938	Earl (Dutch) Clark	7-4-0	.636	NFL Western (2nd)
1939	Gus Henderson	6-5-0	.545	NFL Western (3rd)
1940	George (Potsy) Clark	5-5-1	.500	NFL Western (3rd)
1941	Bill Edwards	4-6-1	.400	NFL Western (3rd)
1942	Bill Edwards	0-11-0	.000	NFL Western (5th)
1943	Charles (Gus) Dorais	3-6-1	.333	NFL Western (3rd)
1944	Charles (Gus) Dorais	6-3-1	.667	NFL Western (2nd)
1945	Charles (Gus) Dorais	7-3-0	.700	NFL Western (2nd)
1946	Charles (Gus) Dorais	1-10-0	.091	NFL Western (5th)
1947	Charles (Gus) Dorais	3-9-0	.250	NFL Western (5th)
1948	Alvin (Bo) McMillin	2-10-0	.167	NFL Western (5th)
1949	Alvin (Bo) McMillin	4-8-0	.333	NFL Western (4th)
1950	Alvin (Bo) McMillin	6-6-0	.500	NFL Western (4th)
1951	Raymond (Buddy) Parker	7-4-1	.636	NFL Western (2nd)
1952	Raymond (Buddy) Parker	9-3-0	.750	NFL Champions (1st)
1953	Raymond (Buddy) Parker	10-2-0	.833	NFL Champions (1st)
1954	Raymond (Buddy) Parker	9-2-1	.818	NFL Runner-up (1st)
1955	Raymond (Buddy) Parker	3-9-0	.250	NFL Western (6th)
1956	Raymond (Buddy) Parker	9-3-0	.750	NFL Western (2nd)
1957	George Wilson	8-4-0	.667	NFL Champions (1st)
1958	George Wilson	4-7-1	.364	NFL Western (5th)
1959	George Wilson	3-8-1	.213	NFL Western (5th)
1960	George Wilson	7-5-0	.583	NFL Western (2nd)
1961	George Wilson	8-5-1	.615	NFL Western (2nd)
1962	George Wilson	11-3-0	.786	NFL Western (2nd)
1963	George Wilson	5-8-1	.385	NFL Western (4th)
1964	George Wilson	7-5-2	.583	NFL Western (4th)

YEAR	COACH	W-L RECORD	(Pct.)	CONFERENCE FINISH
1965	Harry Gilmer	6-7-1	.462	NFL Western (6th)
1966	Harry Gilmer	4-9-1	.308	NFL Western (6th)
1967	Joe Schmidt	5-7-2	.417	NFL Central (3rd)
1968	Joe Schmidt	4-8-2	.333	NFL Central (4th)
1969	Joe Schmidt	9-4-1	.692	NFL Central (2nd)
1970	Joe Schmidt	10-4-0	.714	NFC Central (2nd)
1971	Joe Schmidt	7-6-1	.583	NFC Central (2nd)
1972	Joe Schmidt	8-5-1	.607	NFC Central (2nd)
1973	Don McCafferty	6-7-1	.464	NFC Central (2nd)
1974	Rick Forzano	7-7-0	.500	NFC Central (2nd)
1975	Rick Forzano	7-7-0	.500	NFC Central (2nd)
1976	Rick Forzano	1-3-0	.250	
	Tommy Hudspeth	5-3-0	.625	NFC Central (3rd)
1977	Tommy Hudspeth	6-8-0	.429	NFC Central (3rd)
1978	Monte Clark	7-9-0	.438	NFC Central (3rd)
1979	Monte Clark	2-14-0	.125	NFC Central (5th)
1980	Monte Clark	9-7-0	.563	NFC Central (2nd)
1981	Monte Clark	8-8-0	.500	NFC Central (2nd)
1982	Monte Clark	4-5-0	.444	NFC Central (4th)
1983	Monte Clark	9-7-0	.563	NFC Central (1st)
1984	Monte Clark	4-11-1	.281	NFC Central (4th)
1985	Darryl Rogers	7-9-0	.438	NFC Central (4th)
1986	Darryl Rogers	5-11-0	.313	NFC Central (3rd)
1987	Darryl Rogers	4-11-0	.267	NFC Central (5th)
1988	Darryl Rogers	2-9-0	.181	
	Wayne Fontes	2-3-0	.400	NFC Central (4th)
1989	Wayne Fontes	7-9-0	.438	NFC Central (3rd)
TOTAL (18 coaches)		369-384-32		
DETROIT LIONS (17 coaches)		341-368-25		
Portsmouth Spartans (2 coaches)		28- 16- 7		

(*) The Lions were known as the Portsmouth Spartans (1930-33) before moving to Detroit in 1934.

LIONS' ASSISTANTS NOW HEAD COACHES

Several former Lions' assistant coaches are now head coaches in the NFL including current Detroit boss Wayne Fontes, who was the Lions' defensive coordinator (1985-89). Others are: Phoenix's Joe Bugel (1975-76), Atlanta's Jerry Glanville (1974-76), Seattle's Chuck Knox (1967-72), Kansas City's Marty Schottenheimer (1978-79) and Miami's Don Shula (1960-62).

PAST LIONS' COACHES

- *Hunk Anderson, 1939
- Billy Atkins, 1978-79
- *Joe Bach, 1943-47
- Bob Baker, 1985-88
- Carl Battershell, 1985-88
- Sammy Baugh, 1966
- Maxie Baughan, 1980-82
- Ed Beard, 1983-84
- Bruce Beatty, 1975-76
- Bill Belichick, 1976-77
- Leeman Bennett, 1972
- Raymond Berry, 1973-75
- *Les Bingaman, 1960-64
- Carl Brettschneider, 1965-66
- Earl Brown, 1951
- John Brunner, 1980-82
- Joe Bugel, 1975-76
- Lew Carpenter, 1987-88
- Jim Carr, 1975-76
- Pete Cawthon, 1945
- *Paul Christman, 1954-55
- *Dutch Clark, HEAD COACH, 1937-38
- *Potsy Clark, HEAD COACH, 1934-36, 1940
- Red Cochran, 1956-58
- Jimmy David, 1967-72
- Rey Dempsey, 1975
- Don Doll, 1963-64, 1978-88
- *Gus Dorais, HEAD COACH, 1943-47
- Rollie Dotsch, 1977
- Bob Dove, 1958-59
- Bill Edwards, HEAD COACH, 1941,
1942 (three games)
- Wally English, 1974-75, 1977
- Aldo Forte, 1950-65
- Rick Forzano, assistant 1973, HEAD COACH
1974-76
- Doug Gerhart, 1978
- Bob Gibson, 1976
- Harry Gilmer, HEAD COACH, 1965-66
- Jerry Glanville, 1974-76
- Sonny Grandelius, 1964
- *Gus Henderson, HEAD COACH, 1939
- Fred Hoaglin, 1978-84
- Bob Holloway, 1973-74
- Tommy Hudspeth, HEAD COACH, 1976-77
- Ed Hughes, 1977
- Bill Johnson, 1983-84
- John Karcis, assistant 1942,
HEAD COACH 1942 (eight games)
- Eddie Khayat, 1973-74, 1982-84
- Chuck Knox, 1967-72
- Paul Lanham, 1985-86
- Joe Madden, 1980-84
- Ted Marchibroda, 1982-83
- Jim Martin, 1967-72
- *Don McCafferty, HEAD COACH, 1973
- Leon McLaughlin, 1973-74
- *Scooter McLean, 1959-63
- *Bo McMillin, HEAD COACH, 1948-50
- Bill McPeak, 1967-72
- John Meyer, 1973-74
- Burnie Miller, 1977
- Roy Miller, 1941-42
- Dick Modzelewski, 1988-1989
- Bill Muir, 1985-88
- Mike Murphy, 1985-89
- Bill Nelsen, 1984
- Rex Norris, 1985-87
- John North, 1965-72
- Bob Nussbaumer, 1957-64
- *Buddy Parker, assistant 1950,
HEAD COACH 1951-56
- Larry Pasquale, 1979
- John Payne, 1977
- Floyd Peters, 1978-81
- Mel Phillips, 1980-84
- Buster Ramsey, 1952-59
- *Clare Randolph, 1940
- Vic Rapp, 1987-88
- Jimmy Raye, 1978-79
- Floyd Reese, 1975-77
- Ray Renfro, 1965
- Lou Rymkus, 1966
- Joe Schmidt, assistant 1966,
HEAD COACH 1967-72
- Bob Schnelker, 1978-81
- Marty Schottenheimer, 1978-79
- Larry Seiple, 1980-84
- Willie Shaw, 1985-88
- Fritz Shurmur, 1975-77
- Ken Shipp, 1976
- Don Shula, 1960-62
- *Jackie Simpson, 1983
- Carl Taseff, 1965-66
- Tim Temerario, 1948-49
- Russ Thomas, 1952-53
- Dick Voris, 1972
- Ivy Williams, 1985-86
- *George Wilson, assistant 1949-56
HEAD COACH 1957-64
- Bob Winslow, 1946-47
- *Lou Zarza, 1948
- Art Zeleznik, 1976

(*deceased)

OPONENTS' INDIVIDUAL RECORDS

RUSHING

Most Attempts	33, Chuck Foreman (Minnesota), 12-18-77 33, Steve Van Buren (Philadelphia), 10-3-49 32, William Andrews (Atlanta), 9-18-83 31, Gerald Riggs (Atlanta), 9-8-85 30, James Wilder (Tampa Bay), 10-14-84 30, Eric Dickerson (L.A. Rams), 10-2-83
Most Yards	273, O.J. Simpson (Buffalo), 11-25-76 199, Eric Dickerson (L.A. Rams), 10-2-83 190, Rick Casares (Chicago), 12-16-56 174, Joe Perry (San Francisco), 10-2-58 170, George Wonsley (Indianapolis), 9-22-85
Most TDs	3, John Riggins (Washington), 10-13-85 3, George Wonsley (Indianapolis), 11-11-84 3, Vince Evans (Washington), 10-23-83 3, Eric Dickerson (L.A. Rams), 10-2-83 3, Kevin Long (N.Y. Jets), 9-16-79 3, Ed Podolak (Kansas City), 11-25-71 3, Clinton Jones (Minnesota), 11-15-70 3, John Roland (St. Louis), 10-1-67
Longest Run	82t, Tom Wilson (L.A. Rams), 10-12-58 82t, Elmer Angsman (St. Louis), 10-23-49

PASSING

Most Attempts	66, Chris Miller (Atlanta), 12-24-89 60, Don Majkowski (Green Bay), 11-12-89 52, Randy Wright (Green Bay), 12-4-88 45, Vince Evans (Chicago), 10-16-83 45, Don Majkowski (Green Bay), 10-29-89 44, Dan Marino (Miami), 10-27-85 43, John Brodie (San Francisco), 12-13-64 42, by three players
Most Completions	37, Chris Miller (Atlanta), 12-24-89 35, Don Majkowski (Green Bay), 11-12-89 30, Warren Moon (Houston), 11-5-89 29, Don Majkowski (Green Bay), 10-29-89 29, Randy Wright (Green Bay), 12-4-88 28, Jack Thompson (Tampa Bay), 12-18-83 28, Vince Evans (Chicago), 10-16-83
Most Yards	403, Sonny Jurgensen (Philadelphia), 12-17-61 399, Boomer Esiason (Cincinnati), 11-15-89 398, Warren Moon (Houston), 10-5-86 391, Wade Wilson (Minnesota), 11-6-88 384, Richard Todd (N.Y. Jets), 2-6-82 376, John Unitas (Baltimore), 11-10-63
Most TDs	5, Dave Krieg (Seattle), 12-2-84 5, Norm Van Brocklin (L.A. Rams), 10-29-50 4, by nine players
Longest Completion	98t, Bill Wade (Chicago) to John Farrington (10-8-61)

RECEIVING

Most Receptions	15, Steve Largent (Seattle), 10-18-87 14, Ralph Heywood (N.Y. Bulldogs), 12-4-49 11, Tim McGee (Cincinnati), 11-19-89 11, Tony Hill (Dallas), 9-15-85 11, Doug Cosbie (Dallas), 9-15-85
Most Yards	303, Jim Benton (Cleveland Rams), 11-22-45 261, Steve Largent (Seattle), 10-18-87 210, Sammy White (Minnesota), 11-7-76 207, Carroll Dale (L.A. Rams), 11-17-63 205, Carroll Dale (Green Bay), 9-29-58
Most TDs	4, Paul Warfield (Miami), 12-15-73 4, Don Hutson (Green Bay), 10-7-45 3, Steve Largent (Seattle), 10-18-87 3, Wesley Walker (N.Y. Jets), 12-6-82 3, Jack Ferrante (Philadelphia), 12-12-48 3, Bill Karr (Chicago), 11-24-35 3, Carroll Dale (L.A. Rams), 11-17-63
Longest Reception	98t, John Farrington (Chicago) from Bill Wade, 10-8-61

INTERCEPTIONS

Most Interceptions	4, Sammy Baugh (Washington), 11-14-43 4, Bobby Dillon (Green Bay), 11-26-53 3, Darrell Green (Washington), 11-15-87 3, Perry Smith (St. Louis), 12-3-78 3, Earsell Mackbee (Minnesota), 10-26-69 3, Frank Reagan (N.Y. Giants), 11-2-47
--------------------	--

SCORING

Most Points	31, Don Hutson (Green Bay), 10-7-45 24, Paul Warfield (Miami), 12-15-73 18, by 11 players
-------------	---

PUNTING

Most Punts	14, Carl Kinscherf (N.Y. Giants), 11-7-43 12, Beryl Clark (Chicago Cardinals), 9-15-40 11, Bob Parsons (Chicago), 11-22-81 10, by three players
------------	--

PUNT RETURNS

Most Returns	9, Cle Montgomery (L.A. Raiders), 12-10-84 8, Hugh McElhenny (San Francisco), 11-2-58 8, Joe Arenas (San Francisco), 10-16-55
--------------	---

KICKOFF RETURNS

Most Returns	7, Vic Washington (San Francisco), 11-4-73 7, Abe Woodson (San Francisco), 9-23-62
Longest Return	105t, Jon Arnett (L.A. Rams), 10-29-61

SACKS

Most Sacks	4, Rickey Jackson (New Orleans), 9-18-88 (since individual sack totals were kept in '82)
------------	---

FIELD GOALS

Longest Field Goal	63 yards, Tom Dempsey (N.O.), 11-8-70 (NFL Record)
Most FGs in a Game	5, Jan Stenerud (Minnesota), 9-23-84 5, Roger LeClerc (Chicago), 12-3-61 5, Bob Waterfield (L.A. Rams), 12-9-51
Most FGs, 50-yards-plus	2, Nick Lowery (Kansas City), 11-26-87 2, Paul McFadden (Philadelphia), 11-4-84

MISCELLANEOUS

Most Fumbles Recovered	3, Corwin Clatt (Chicago Cardinals), 11-6-49
------------------------------	--

OPPONENTS' TEAM RECORDS

RUSHING

Most Attempts	60, Pittsburgh, 9-16-73 55, Green Bay, 9-3-78 53, L.A. Rams, 10-27-57 52, Minnesota, 12-17-77
Most Yards	366, Green Bay, 10-26-47 316, Baltimore, 10-19-58 309, Chicago, 12-16-56 307, Buffalo, 11-25-76 296, San Francisco, 10-18-59
Most TDs	7, Chicago, 10-19-41 6, San Francisco, 10-1-61

PASSING

Most Attempts	66, Atlanta, 12-24-89 62, Dallas, 9-15-85 60, Green Bay, 11-12-89 52, Green Bay, 12-4-88 52, Green Bay, 12-12-82 48, N.Y. Yankees, 10-23-50 47, San Francisco, 11-4-73
Most Completions	40, Dallas, 9-15-85 37, Atlanta, 12-24-89 35, Green Bay, 11-12-89 33, Cincinnati, 11-19-89 30, Houston, 11-5-89 30, Green Bay, 11-20-88 29, Green Bay 10-29-89
Most Yards	452, Dallas, 9-15-85 447, Cincinnati, 11-19-89 430, Chicago Cardinals, 9-28-47 429, L.A. Rams, 10-29-50 398, Houston, 10-5-86 394, Philadelphia, 12-17-61
Most TDs	6, L.A. Rams, 10-29-50 6, Green Bay, 10-7-45 5, Seattle, 12-2-84 5, Baltimore, 10-16-66

continued

INTERCEPTIONS

Most Interceptions	9, Green Bay, 10-24-43
	7, Denver, 10-7-84
	7, Cleveland, 11-26-44
	7, Chicago, 11-22-42
	6, Chicago, 9-26-54

SCORING

Most Points	65, L.A. Rams, 10-29-50
	59, Dallas, 9-15-68
	57, Green Bay, 10-7-45
	56, Chicago Cardinals, 11-7-48
	49, San Francisco, 10-1-61
	49, Chicago, 10-19-41

PUNTING

Most Punts	16, Chicago Cardinals, 9-15-40
	11, Chicago, 11-22-81
	10, by four teams

SACKS

Most Sacks	12, Chicago, 12-18-84
	11, Dallas, 10-6-75
	8, L.A. Raiders, 12-10-84
	8, Philadelphia, 11-4-84
	8, Minnesota, 9-25-83

TOTAL OFFENSE

Most Yards Gained	554, Dallas, 9-15-86
	553, Minnesota, 11-6-88
	546, Cincinnati, 11-19-89
	542, Chicago, 9-24-89
	542, Dallas, 9-15-68
	535, Atlanta, 9-18-83
	535, Baltimore, 10-19-58

OPPONENT'S DEFENSE

Fewest Yards Allowed	16, Chicago Cardinals, 10-17-43
	60, Minnesota, 11-24-88
	89, Minnesota, 10-6-87
Fewest Rush Yds. Alwd	53, Chicago Cardinals, 10-17-43
	10, Chicago Cardinals, 9-15-40
	17, Green Bay, 10-25-87
	18, Minnesota, 11-24-88
Fewest Pass Yds. Alwd	0, Minnesota, 10-10-37
	21, Minnesota, 11-6-88
	38, Chicago, 11-10-85
	42, Minnesota, 11-24-88
	54, Green Bay, 11-12-89

MISCELLANEOUS

Most TDs, Game	9, L.A. Rams, 10-29-50
Most Turnovers, Game	12, DETROIT vs. Chicago, 11-22-42
Fewest 1st Downs, Game	0, Philadelphia, 9-20-35



**SCORES, STANDINGS
AND SERIES RECORDS**

**SCORES, STANDINGS
AND SERIES RECORDS**

**SCORES, STANDINGS
AND SERIES RECORDS**

**SCORES, STANDINGS
AND SERIES RECORDS**

**SCORES, STANDINGS
AND SERIES RECORDS**

**SCORES, STANDINGS
AND SERIES RECORDS**

**SCORES, STANDINGS
AND SERIES RECORDS**

**SCORES, STANDINGS
AND SERIES RECORDS**

**SCORES, STANDINGS
AND SERIES RECORDS**

**SCORES, STANDINGS
AND SERIES RECORDS**

LIONS vs. ALL-TIME LEAGUE OPPONENTS

LIONS vs. NFC TEAMS

(Regular Season Only)

	GP	W	L	T
Atlanta	20	15	5	0
Chicago	111	43	65	3
Dallas	10	4	6	0
Green Bay	113	50	57	6
Los Angeles	58	25	32	1
Minnesota	57	18	37	2
New Orleans	11	5	5	1
New York	25	13	11	1
Philadelphia	22	11	9	2
Phoenix/St. Louis	10	5	5	0
San Francisco	49	25	23	1
Tampa Bay	24	13	11	0
Washington	22	3	19	0
Totals	532	230	285	17

LIONS vs. AFC TEAMS

(Regular Season Only)

	GP	W	L	T
Balt./Indianapolis	36	17	17	2
Buffalo	3	1	1	1
Cincinnati	5	2	3	0
Cleveland	13	10	3	0
Denver	6	2	4	0
Houston	5	2	3	0
Kansas City	6	3	3	0
Miami	3	1	2	0
New England	4	2	2	0
New York	5	2	3	0
Oakland/L.A.	6	2	4	0
Pittsburgh	24	13	10	1
San Diego	5	3	2	0
Seattle	4	1	3	0
Total	125	61	60	4

LIONS IN POST-SEASON GAMES

	GP	W	L	T
Championships	5	4	1	0
Playoffs	5	2	3	0
Runner-up Bowls	3	3	0	0
Total	13	9	4	0

LIONS IN PRESEASON GAMES

(Since 1949)

	GP	W	L	T
Balt./Indianapolis	16	4	11	1
Buffalo	16	9	6	1
Chicago Cardinals	7	4	3	0
Chicago Bears	1	0	1	0
Cincinnati	20	8	12	0
Cleveland	32	19	12	1
College All-Stars	4	2	1	1
Dallas	4	1	3	0
Denver	2	0	2	0
Kansas City	8	5	3	0
L.A. Rams	2	0	1	1
Miami	6	1	5	0
Minnesota	1	0	0	1
New England	3	2	1	0
New Orleans	4	3	1	0
N. Y. Bulldogs	1	1	0	0
New York Giants	14	9	4	1
New York Jets	2	1	1	0
New York Yanks	1	1	0	0
Oakland/L.A.	3	1	2	0
Philadelphia	25	13	11	1
Phoenix/St. Louis	7	6	1	0
Pittsburgh	11	8	3	0
San Diego	1	1	0	0
Seattle	7	2	5	0
Washington	17	10	7	0
Total	215	111	96	8

LIONS vs. DEFUNCT TEAMS

(Regular Season Games)

	GP	W	L	T
Boston Redskins	3	3	0	0
Boston Yanks	5	3	2	0
Brooklyn Dodgers	11	8	3	0
Chicago Cardinals	31	19	9	3
Chicago-Pittsburgh	2	2	0	0
Cincinnati-St. Louis	2	2	0	0
Cleveland Rams	15	8	7	0
Dallas Texans	2	2	0	0
New York Bulldogs	1	1	0	0
New York Yanks	4	2	1	1
Phila.-Pittsburgh	1	0	1	0
Totals	77	50	23	4

LIONS' PRE-SEASON RESULTS

(1949-1989)

1949 (3-2-0)

NY Bulldogs at Hershey W 21-10
Pittsburgh at Roanoke W 41-21
Philadelphia at New Orleans L 14-45
Washington at Denver L 31-7
NY Giants at Minneapolis W 21-6

1950 (2-3-0)

at Pittsburgh L 17-14
Cleveland at Akron L 35-14
Washington at Dallas L 28-24
Philadelphia at Little Rock W 49-24
Chicago Cards at Birmingham W 24-16

1951 (4-1-1)

NY Giants at Dallas W 31-21
Philadelphia at Shreveport T 17-17
Washington at Amarillo L 10-7
Cleveland at DETROIT W 21-20
Chicago Cards at San Antonio W 21-7
NY Yanks at Houston W 28-14

1952 (6-0-0)

Chicago Cards at Amarillo W 28-13
Philadelphia at Little Rock W 7-3
NY Giants at DETROIT W 33-17
Cleveland at Syracuse W 28-21
at Dallas W 21-14
Washington at Norman W 45-7

1953 (4-1-1)

All-Stars at Chicago W 24-10
Pittsburgh at Syracuse W 16-13
NY Giants at Dallas W 38-7
Cleveland at DETROIT T 24-24
Washington at Buffalo W 31-7
at Philadelphia L 28-17

1954 (6-0-0)

All-Stars at Chicago W 31-6
at Philadelphia W 17-14
Washington at DETROIT W 37-7
NY Giants at Norman W 28-13
Cleveland at Dallas W 56-31
Pittsburgh at Buffalo W 42-14

1955 (4-2-0)

Philadelphia at Dallas L 14-8
Washington at Mobile W 17-14
Chicago Cards at St. Louis L 17-16
Pittsburgh at Miami W 24-0
at Cleveland W 19-3
NY Giants at DETROIT W 27-17

1956 (4-2-0)

Pittsburgh at Toledo W 20-15
Chicago Cards at Mobile L 20-17
Philadelphia at Miami W 31-14
Cleveland at DETROIT W 17-0
Cleveland at Akron W 31-14
Washington at Buffalo L 19-17

1957 (3-3-0)

Cleveland at DETROIT W 20-10
Philadelphia at Toledo W 34-27
Washington at Birmingham W 31-14
Pittsburgh at Buffalo L 20-14
at Cleveland L 23-7
NY Giants at DETROIT L 17-0

1958 (3-3-0)

All-Stars at Chicago L 35-19
Cleveland at DETROIT W 17-7
NY Giants at DETROIT W 24-17
Chicago Bears at Dallas W 24-17
Philadelphia at Norman L 31-24
at Cleveland L 41-7

1959 (4-2-1)

Los Angeles at Boulder T 20-20
Chicago Cards at Norman L 21-19
Cleveland at Akron W 9-3
NY Giants at DETROIT L 38-0
Philadelphia at Toledo W 35-24
Cleveland at DETROIT W 31-28
Washington at DETROIT W 31-14

1960 (2-3-1)

Cleveland at DETROIT L 28-14
St. Louis at Toledo W 24-21
Pittsburgh at DETROIT W 13-7
Philadelphia at Norman L 40-10
NY Giants at New Haven T 16-16
at Cleveland L 14-10

1961 (4-1-0)

Cleveland at DETROIT W 35-7
at Pittsburgh W 17-14
Philadelphia at DETROIT L 23-14
St. Louis at DETROIT W 20-7
at Cleveland W 35-17

1962 (4-1-0)

Cleveland at DETROIT L 17-14
Dallas at Cleveland W 35-24
Pittsburgh at DETROIT W 26-20
St. Louis at Omaha W 19-14
at St. Louis W 14-0

continued

1963 (2-3-0)

Cleveland at DETROIT W 24-10
 New York at Cleveland L 24-21
 St. Louis at Omaha W 22-17
 Pittsburgh at DETROIT L 22-7
 Dallas at New Orleans L 27-17

1964 (3-1-1)

Washington at Charlotte W 28-27
 Baltimore at DETROIT T 28-28
 at Philadelphia W 17-13
 Cleveland at DETROIT L 35-14
 New York at Cleveland W 24-10

1965 (1-4-0)

at Philadelphia L 20-17
 Baltimore at DETROIT L 23-3
 Cleveland at DETROIT L 28-14
 New York at Cleveland W 25-21
 Washington at Canton L 20-3

1966 (0-4-1)

Minnesota at New Orleans T 6-6
 St. Louis at DETROIT L 28-14
 New York at New Haven L 17-7
 Dallas at Tulsa L 20-10
 Baltimore at DETROIT L 20-0

1967 (3-2-0)

at Denver L 13-7
 Buffalo at DETROIT W 19-17
 at San Diego W 38-17
 Baltimore at DETROIT L 14-5
 at St. Louis W 21-7

1968 (2-3-0)

at Buffalo L 13-9
 at Philadelphia W 20-3
 Baltimore at DETROIT W 14-7
 at Washington L 16-10
 New York Jets at Cleveland L 9-6

1969 (5-1-0)

at Kansas City L 38-13
 Buffalo at DETROIT W 24-12
 Boston at Montreal W 22-9
 Washington at Tampa W 21-20
 Philadelphia at Raleigh W 23-21
 New Orleans at DETROIT W 42-7

1970 (4-2-0)

Kansas City at DETROIT L 30-17
 at Buffalo W 22-6
 at New Orleans W 31-17
 Philadelphia at DETROIT W 31-7
 Baltimore at Raleigh L 20-14
 at Cincinnati W 31-14

1971 (3-3-0)

New York Jets at Tampa W 28-24
 Cincinnati at DETROIT L 31-24
 Baltimore at Ann Arbor W 23-20
 at Miami L 28-24
 Buffalo at DETROIT L 31-17
 at Philadelphia W 49-10

1972 (4-2-0)

Miami at DETROIT W 31-23
 at Cincinnati L 28-30
 Cleveland at Ann Arbor W 34-7
 Washington at DETROIT W 23-10
 Baltimore at Tampa W 24-17
 at New England L 34-30

1973 (4-2-0)

at Washington W 17-14
 at Kansas City W 17-16
 Baltimore at Memphis L 32-28
 Cincinnati at DETROIT L 17-10
 at Cleveland W 16-13
 New England at DETROIT W 34-21

1974 (2-4-0)

at Kansas City L 20-12
 at Baltimore W 6-3
 Oakland at DETROIT L 41-10
 at Cincinnati L 27-14
 at Buffalo L 28-7
 Cleveland at DETROIT W 21-7

1975 (2-4-0)

Oakland at Berkeley L 34-0
 at Miami L 20-14
 Kansas City at PONTIAC W 27-24
 at Washington L 34-13
 Cincinnati at PONTIAC L 22-14
 at Cleveland W 27-24

1976 (3-4-0)

Denver at Canton L 10-7
 Buffalo at PONTIAC W 20-17
 Miami at PONTIAC L 30-21
 at Cincinnati L 26-14
 Dallas at Memphis L 36-16
 at Kansas City W 23-21
 Baltimore at PONTIAC W 24-9

1977 (3-3-0)

Kansas City at PONTIAC W 17-0
 at Buffalo L 17-10
 Cincinnati at PONTIAC L 17-13
 at Seattle W 16-14
 at Baltimore L 21-10
 Cleveland at PONTIAC W 24-20

1978 (2-2-0)

Buffalo at PONTIAC W 28-20
 at Cincinnati W 14-10
 at Cleveland L 14-10
 Baltimore at PONTIAC L 13-7

1979 (2-2-0)

Cincinnati at PONTIAC L 40-28
 at Buffalo W 34-13
 Cleveland at PONTIAC W 21-10
 at Baltimore L 17-7

1980 (3-1-0)

at Miami L 17-7
 Buffalo at PONTIAC W 24-17
 New Orleans at PONTIAC W 40-17
 at Cincinnati W 15-10

1981 (1-3-0)

at Buffalo W 21-14
 Cincinnati at PONTIAC L 30-20
 Miami at PONTIAC L 31-27
 at New Orleans L 20-17 (OT)

1982 (2-2-0)

Cleveland at PONTIAC L 17-16
 Oakland at PONTIAC W 30-16
 at Cincinnati W 27-23
 at Buffalo L 13-10

1983 (2-2-0)

at Philadelphia L 21-17
 at Kansas City W 17-13
 Buffalo at PONTIAC L 17-16
 Cincinnati at PONTIAC W 34-7

1984 (2-2-0)

Philadelphia at PONTIAC W 17-14
 Seattle at PONTIAC L 28-24
 at Buffalo W 17-12
 at Cincinnati L 35-14

1985 (1-2-1)

Buffalo at PONTIAC T 10-10
 at Seattle L 28-3
 Cincinnati at PONTIAC W 31-17
 at Philadelphia L 20-16

1986 (2-2-0)

Philadelphia at PONTIAC L 17-9
 Seattle at PONTIAC W 30-27
 at Indianapolis L 20-13
 at Cincinnati W 30-20

1987 (2-2-0)

Indianapolis at PONTIAC L 22-19
 Cincinnati at PONTIAC W 23-9
 at Seattle L 38-10
 at Philadelphia W 36-3

1988 (0-4)

at Cleveland L 13-10
 Seattle at PONTIAC L 16-13 (OT)
 at Cincinnati L 24-7
 Philadelphia at PONTIAC L 27-9

1989 (0-4)

Cleveland at PONTIAC L 25-24
 Cincinnati at PONTIAC L 35-3
 at Seattle L 13-7
 at L.A. Rams L 24-14

TWENTY-SIX LIONS IN MICHIGAN'S SPORTS HALL OF FAME**(LOCATED IN COBO HALL, DETROIT)**

VINCE BANONIS: Player, 1951-53; Elected 1975

LEM BARNEY: Player, 1967-77; Elected 1985

LES BINGAMAN: Player, 1948-54;

Coach, 1960-64; Elected 1971

JACK CHRISTIANSEN: Player, 1951-58;

Elected 1986

DUTCH CLARK: Player, 1934-38;

Coach 1937-38; Elected 1959

GUS DORRIS: Coach, 1943-47; Elected 1958

LEROY (ACE) GUTOWSKY: Player, 1934-38;

Elected 1979

ANDY FARKAS: Player, 1945; Elected 1983

ROBERT HOERNSCHEMEYER: Player, 1950-55;

Elected 1985

ALEX KARRAS: Player, 1958-62, 1964-70;

Elected 1980

NICK KERBAWY: Public Relations Director, 1948-50;

Business Manager, 1951; General Manager,

1952-57; Elected 1985

RON KRAMER: Player, 1965-67; Elected 1971

DICK (TRAIN) LANE: Player, 1960-65; Elected 1988

YALE LARY: Player, 1952-53, 1956-64; Elected 1988

BOBBY LAYNE: Player, 1950-58; Elected 1966

EARL MORRALL: Player, 1958-64; Elected 1979

BUDDY PARKER: Player, 1935-36; Coach, 1950-56;

Elected 1976

JOHN PINGEL: Player, 1939; Elected 1973

GEORGE A. RICHARDS: Owner, 1934-39; Elected 1976

CHARLIE SANDERS: Player, 1968-77; Elected 1990

JOE SCHMIDT: Player, 1953-65; Coach, 1966-72;

Elected 1970

BILLY SIMS: Player, 1980-84; Elected 1990

DOAK WALKER: Player, 1950-55; Elected 1967

ROBERT WESTFALL: Player, 1944-47; Elected 1986

BYRON (WHIZZER) WHITE: Player, 1940-41;

Elected 1962

GEORGE WILSON: Coach, 1949-64; Elected 1980

LIONS vs. 1990 PRE-SEASON OPPONENTS

(Pre-season games only)

OILERS

HOUSTON (0-0-0)
Have Not Played

BILLS

BUFFALO (9-6-1)

1967	at Detroit	W	19-17
1968	at Buffalo	L	13-9
1969	at Detroit	W	24-12
1970	at Buffalo	W	22-6
1971	at Detroit	L	31-17
1974	at Buffalo	L	28-7
1976	at Pontiac	W	20-17
1977	at Buffalo	L	17-10
1978	at Pontiac	W	28-20
1979	at Buffalo	W	34-13
1980	at Pontiac	W	24-17
1981	at Buffalo	W	21-14
1982	at Buffalo	L	13-10
1983	at Pontiac	L	17-16
1984	at Buffalo	W	17-12
1985	at Pontiac	T	10-10

chiefs

KANSAS CITY (5-3-0)

1969	at Kansas City	L	38-13
1970	at Detroit	L	30-17
1973	at Kansas City	W	17-16
1974	at Kansas City	L	20-12
1975	at Pontiac	W	27-24
1976	at Kansas City	W	23-21
1977	at Pontiac	W	17-0
1983	at Kansas City	W	17-13

BENGALS

CINCINNATI (8-12-0)

1970	at Cincinnati	W	31-14
1971	at Detroit	L	31-24
1972	at Cincinnati	L	28-20
1973	at Detroit	L	17-10
1974	at Cincinnati	L	27-14
1975	at Pontiac	L	22-14
1976	at Cincinnati	L	26-14
1977	at Pontiac	L	17-13
1978	at Cincinnati	W	14-10
1979	at Pontiac	L	40-28
1980	at Cincinnati	W	15-10
1981	at Pontiac	L	30-20
1982	at Cincinnati	W	27-23
1983	at Pontiac	W	34-7
1984	at Cincinnati	L	35-14
1985	at Pontiac	W	31-17
1986	at Cincinnati	W	30-20
1987	at Pontiac	W	23-9
1988	at Cincinnati	L	24-7
1989	at Pontiac	L	35-3

LIONS

ALL-TIME SCORES, DATES, ATTENDANCE

(YEAR-BY-YEAR)

†Overtime

*HOME GAME

(M) Milwaukee

1934 (10-3-0) 2nd

GEORGE "POTSY" CLARK, COACH

Date	Opponent	Crowd	W-L-T	Score
9-23	New York	12,000*	W	9-0
9-30	Cardinals	18,000	W	6-0
10-7	Green Bay	7,500	W	3-0
10-14	Philadelphia	9,860	W	10-0
10-17	Boston	12,000*	W	24-0
10-21	Brooklyn	11,000*	W	28-0
10-28	Cin.-St. Louis	4,800	W	38-0
11-4	Pittsburgh	6,000*	W	40-7
11-11	Cardinals	11,000*	W	17-13
11-18	Cin.-St. Louis	15,000*	W	40-7
11-25	Green Bay	12,000*	L	0-3
11-29	Chicago	26,000*	L	16-19
12-2	Chicago	34,412	L	7-10

1935 (7-3-2) 1st

GEORGE "POTSY" CLARK, COACH

9-20	Philadelphia	12,000*	W	35-0
9-29	Cardinals	8,200*	T	10-10
10-6	Brooklyn	12,000	L	10-12
10-13	Boston	18,737	W	17-7
10-20	Green Bay (M)	9,500	L	9-13
10-30	Boston	17,000*	W	14-0
11-3	Cardinals	5,000	W	7-6
11-10	Green Bay	1,200	L	7-31
11-17	Green Bay	12,000*	W	20-10
11-24	Chicago	14,624	T	20-20
11-28	Chicago	18,000*	W	14-2
12-1	Brooklyn	15,000*	W	28-0

WORLD CHAMPIONSHIP

12-15	New York	15,000*	W	26-7
-------	----------	---------	---	------

1936 (8-4-0) 3rd

GEORGE "POTSY" CLARK, COACH

9-27	Cardinals	15,000*	W	39-0
10-11	Philadelphia	15,000	W	23-0
10-14	Brooklyn	8,000	W	14-7
10-18	Green Bay	13,500	L	18-20
10-25	Chicago	27,424	L	10-12
11-1	New York	25,000	L	7-14
11-8	Pittsburgh	20,000*	W	28-3
11-15	New York	20,000*	W	38-0
11-22	Cardinals	7,579	W	14-7
11-26	Chicago	22,000*	W	13-7
11-29	Green Bay	22,000*	L	17-26
12-6	Brooklyn	10,000*	W	14-6

1937 (7-4-0) 2nd

EARL "DUTCH" CLARK, COACH

9-19	Cardinals	17,000*	W	16-7
10-3	Green Bay	17,553	L	6-26
10-10	Pittsburgh	16,000*	W	7-3
10-17	Brooklyn	18,000*	W	30-0
10-24	Chicago	34,530	L	20-28
10-31	Green Bay	23,000*	L	13-14
11-7	Cleveland	24,800	W	28-0
11-14	New York	35,000	W	17-0
11-21	Cardinals	8,576	W	16-7
11-25	Chicago	24,173*	L	0-13
12-5	Cleveland	15,500*	W	27-7

1938 (7-4-0) 2nd

EARL "DUTCH" CLARK, COACH

Date	Opponent	Crowd	W-L-T	Score
9-9	Pittsburgh	17,000*	W	16-7
10-2	Cleveland	8,012	L	17-21
10-9	Green Bay	21,968	W	17-7
10-16	Washington	42,855*	L	5-7
10-23	Cardinals	17,917*	W	10-0
10-30	Chicago	24,356	W	13-7
11-6	Cleveland	30,140*	W	6-0
11-13	Green Bay	45,139*	L	7-28
11-20	Cardinals	8,279	W	7-3
11-24	Chicago	26,200*	W	14-7
12-4	Philadelphia	19,000*	L	7-21

1939 (6-5-0) 3rd

GUS HENDERSON, COACH

9-10	Cardinals	15,075*	W	21-13
9-24	Brooklyn	15,515*	W	27-7
10-1	Cardinals	11,000	W	17-3
10-15	Cleveland	30,096*	W	15-7
10-22	Green Bay	22,558	L	7-26
10-29	Chicago	30,903	W	10-0
11-5	New York	47,492*	W	18-14
11-12	Chicago	42,684*	L	13-23
11-19	Cleveland	28,142	L	3-14
11-26	Washington	36,183	L	7-31
12-3	Green Bay	30,699*	L	7-12

1940 (5-5-1) 3rd

GEORGE "POTSY" CLARK, COACH

9-15	Cardinals	18,048	T	0-0
9-22	Pittsburgh	15,310*	L	7-10
9-29	Cleveland	15,347*	W	6-0
10-6	Cardinals	20,619*	W	43-14
10-13	Chicago	34,217	L	0-7
10-20	Green Bay	21,001	W	23-14
10-27	Washington	28,909*	L	14-20
11-3	Cleveland	18,881	L	0-24
11-10	Chicago	21,735*	W	17-14
11-17	Philadelphia	6,327	W	21-0
11-24	Green Bay	26,019*	L	7-50

1941 (4-6-1) 3rd

WILLIAM "BILL" EDWARDS, COACH

9-14	Green Bay	16,734	L	0-23
9-21	Brooklyn	18,269	L	7-14
9-27	Cardinals	15,458	T	14-14
10-14	Cleveland	26,481*	W	17-7
10-19	Chicago	29,980	L	0-49
10-26	Green Bay	30,269*	L	7-24
11-2	Cleveland	10,554	W	14-0
11-9	New York	27,875	L	13-20
11-16	Philadelphia	16,306*	W	21-17
11-23	Chicago	28,657*	L	7-24
11-30	Cardinals	17,501*	W	21-3

continued

1942 (0-11-0) 5th

WILLIAM "BILL" EDWARDS, COACH

Date	Opponent	Crowd	W-L-T	Score
9-20	Cardinals	14,742	L	0-13
9-27	Cleveland	14,646*	L	0-14
10- 4	Brooklyn	12,598*	L	7-28

JOHN KARCIS, COACH

10-11	Green Bay (M)	19,500	L	7-38
10-18	Cardinals	14,100*	L	0- 7
10-25	Green Bay	19,097*	L	7-28
11- 1	Chicago	12,205	L	0-16
11- 8	Pittsburgh	16,675*	L	7-35
11-15	Cleveland	4,029	L	7-27
11-22	Chicago	17,348*	L	0-42
11-29	Washington	6,044*	L	3-15

1943 (3-6-1) 3rd

CHARLES "GUS" DORAIS, COACH

9-19	Cardinals	23,408*	W	35-17
9-26	Brooklyn	23,768*	W	27-20
10- 3	Chicago	48,118*	L	21-27
10-10	Green Bay	21,395	L	14-35
10-17	Cardinals	15,072	W	7- 0
10-24	Green Bay	41,463*	L	6-27
10-31	Chicago	25,187	L	14-35
11- 7	New York	16,992*	T	0- 0
11-14	Washington	35,540	L	20-42
11-21	Phil.-Pitt.	23,338	L	34-35

1944 (6-3-1) 2nd

CHARLES "GUS" DORAIS, COACH

10- 1	Green Bay (M)	18,556	L	6-27
10- 8	Brooklyn	15,702	W	19-14
10-15	Cleveland	21,115*	L	17-20
10-22	Chicago	23,835	T	21-21
10-29	Green Bay	30,844*	L	0-14
11- 5	Card.-Pitt.	17,743	W	27- 6
11-12	Card.-Pitt.	13,239*	W	21- 7
11-19	Chicago	21,960*	W	41-21
11-26	Cleveland	7,462	W	26-14
12- 3	Boston	15,027*	W	38- 7

1945 (7-3-0) 2nd

CHARLES "GUS" DORAIS, COACH

9-23	Cardinals	5,461	W	10- 0
10- 7	Green Bay (M)	20,463	L	21-57
10-14	Philadelphia	22,580*	W	28-24
10-21	Cardinals	32,644	W	26- 0
10-28	Chicago	37,260*	W	16-10
11- 4	Boston	17,631	W	10- 9
11-11	Chicago	24,798	W	35-28
11-18	New York	38,215	L	14-35
11-22	Cleveland	40,017*	L	21-28
12- 2	Green Bay	23,468*	W	14- 3

1946 (1-10-0) 5th

CHARLES "GUS" DORAIS, COACH

9-30	Cardinals	14,667	L	14-34
10- 6	Washington	33,569	L	16-17
10-13	Cardinals	21,939*	L	14-36
10-20	Los Angeles	27,928	L	14-35
10-27	Green Bay (M)	17,073	L	7-10
11- 3	Los Angeles	34,447*	L	20-41
11-10	Pittsburgh	13,621*	W	27- 7
11-17	Green Bay	21,055*	L	0- 9
11-24	Chicago	24,270	L	6-42
11-28	Boston	13,010*	L	10-34
12- 8	Chicago	19,579*	L	24-45

1947 (3-9-0) 5th

CHARLES "GUS" DORAIS, COACH

Date	Opponent	Crowd	W-L-T	Score
9-21	Pittsburgh	34,681	L	10-17
9-28	Cardinals	22,245	L	21-45
10- 5	Boston	16,097	W	21- 7
10-12	Los Angeles	42,955*	L	13-27
10-19	Chicago	31,960	L	24-33
10-26	Green Bay	23,100	L	17-34
11- 2	New York	28,812*	W	35- 7
11- 9	Cardinals	25,296*	L	7-17
11-16	Washington	17,003*	W	38-21
11-23	Los Angeles	17,693	L	17-28
11-27	Chicago	27,214*	L	14-34
12- 7	Green Bay	14,055*	L	14-35

1948 (2-10-0) 5th

ALVIN "BO" McMILLIN, COACH

9-22	Los Angeles	12,941	L	7-44
10- 3	Green Bay	21,403	L	21-33
10- 9	Boston	18,747*	L	14-17
10-17	Chicago	35,425	L	0-28
10-24	Los Angeles	17,444*	L	27-34
10-31	Green Bay	15,045*	W	24-20
11- 7	Cardinals	22,311	L	20-56
11-14	Washington	32,528	L	21-46
11-21	Pittsburgh	13,646*	W	17-14
11-25	Cardinals	22,099*	L	14-28
12- 5	Chicago	25,781*	L	14-42
12-12	Philadelphia	15,322	L	21-45

1949 (4-8-0) 4th

ALVIN "BO" McMILLIN, COACH

9-23	Los Angeles	17,878	L	24-27
10- 3	Philadelphia	20,163*	L	14-22
10- 8	Pittsburgh	21,594	L	7-14
10-16	Los Angeles	19,839*	L	10-21
10-23	Cardinals	19,490	W	24- 7
10-30	Green Bay (M)	6,177	L	14-16
11- 6	Cardinals	19,465*	L	19-42
11-13	Chicago	32,716	L	24-27
11-20	New York	14,661	W	45-21
11-24	Chicago	22,912*	L	7-28
12- 4	NY Bulldogs	11,956*	W	28-27
12-11	Green Bay	9,722*	W	21- 7

1950 (6-6-0) 4th

ALVIN "BO" McMILLIN, COACH

9-17	Green Bay	20,285	W	45- 7
9-24	Pittsburgh	19,600*	W	10- 7
10- 2	NY Yanks	11,096	L	21-44
10- 8	S. Francisco	26,000*	W	24- 7
10-15	Los Angeles	28,000*	L	28-30
10-22	S. Francisco	26,252	L	27-38
10-29	Los Angeles	21,700	L	24-65
11- 5	Chicago	32,000*	L	21-35
11-19	Green Bay	18,000*	W	24-21
11-23	NY Yanks	28,000*	W	49-14
12- 3	Baltimore	12,058	W	45-21
12-10	Chicago	34,604	L	3- 6

1951 (7-4-1) 2nd

RAYMOND "BUDDY" PARKER, COACH

9-30	Washington	27,831*	W	35-17
10- 7	NY Yanks	24,194*	W	37-10
10-14	Los Angeles	50,567*	L	21-27
10-21	NY Yanks	21,807*	T	24-24
10-28	Chicago	34,778*	L	23-28
11- 4	Green Bay	18,165	W	24-17
11-11	Chicago	43,709	W	41-28
11-18	Philadelphia	25,098	W	28-10
11-22	Green Bay	32,247*	W	52-35
12- 2	S. Francisco	45,757*	L	10-20
12- 9	Los Angeles	52,937	W	24-22
12-16	S. Francisco	26,465	L	17-21

1952 (9-3-0) 1st

RAYMOND "BUDDY" PARKER, COACH

Date	Opponent	Crowd	W-L-T	Score
9-28	S. Francisco	54,761	L	3-17
10- 3	Los Angeles	42,743	W	17-14
10-12	S. Francisco	56,822*	L	0-28
10-19	Los Angeles	40,152*	W	24-16
10-26	Green Bay	24,656	W	52-17
11- 2	Cleveland	56,029*	W	17- 6
11- 9	Pittsburgh	26,170	W	31- 6
11-16	Dallas, Tex.	33,304*	W	43-13
11-23	Chicago	37,508	L	23-24
11-27	Green Bay	39,101*	W	48-24
12- 7	Chicago	50,410*	W	45-21
12-13	Dallas, Tex.	12,252	W	41- 6

PLAYOFF

12-21	Los Angeles	47,645*	W	31-21
-------	-------------	---------	---	-------

WORLD CHAMPIONSHIP

12-28	Cleveland	50,934	W	17- 7
-------	-----------	--------	---	-------

1953 (10-2-0) 1st

RAYMOND "BUDDY" PARKER, COACH

9-27	Pittsburgh	44,587*	W	38-21
10- 3	Baltimore	25,159	W	27-17
10-11	S. Francisco	58,079*	W	24-21
10-18	Los Angeles	55,772*	L	19-31
10-25	S. Francisco	54,862	W	14-10
11- 1	Los Angeles	93,751	L	24-37
11- 7	Baltimore	46,508*	W	17- 7
11-15	Green Bay	20,834	W	14- 7
11-22	Chicago	36,165	W	20-16
11-26	Green Bay	52,547*	W	34-15
12- 6	Chicago	58,056*	W	13- 7
12-13	New York	28,390	W	27-16

WORLD CHAMPIONSHIP

12-27	Cleveland	54,577*	W	17-16
-------	-----------	---------	---	-------

1954 (9-2-1) 1st

RAYMOND "BUDDY" PARKER, COACH

9-26	Chicago	52,343*	W	48-23
10-10	Los Angeles	56,523*	W	21- 3
10-16	Baltimore	48,272*	W	35- 0
10-24	S. Francisco	60,500	L	31-37
10-31	Los Angeles	74,342	W	27-24
11- 6	Baltimore	25,287	W	27- 3
11-14	S. Francisco	58,431*	W	48- 7
11-21	Green Bay	20,767	W	21-17
11-25	Green Bay	55,532*	W	28-24
12- 5	Philadelphia	54,939*	T	13-13
12-12	Chicago	37,240	L	24-28
12-19	Cleveland	34,168	W	14-10

WORLD CHAMPIONSHIP

12-26	Cleveland	43,827	L	10-56
-------	-----------	--------	---	-------

1955 (3-9-0) 6th

RAYMOND "BUDDY" PARKER, COACH

9-27	Green Bay	22,217	L	17-20
10- 1	Baltimore	40,030	L	13-28
10- 9	Los Angeles	54,836*	L	10-17
10-16	S. Francisco	51,438*	L	24-27
10-23	Los Angeles	68,690	L	13-24
10-30	S. Francisco	47,431	L	21-38
11- 5	Baltimore	53,874*	W	24-14
11-13	Pittsburgh	34,441	W	31-28
11-20	Chicago	53,610*	L	14-24
11-24	Green Bay	51,685*	W	24-10
12- 4	Chicago	39,388	L	20-21
12-11	New York	45,929*	L	19-24

1956 (9-3-0) 2nd

RAYMOND "BUDDY" PARKER, COACH

9-30	Green Bay	24,668	W	20-16
10- 6	Baltimore	42,622	W	31-14
10-14	Los Angeles	56,281*	W	24-21
10-21	S. Francisco	55,662*	W	20-17
10-28	Los Angeles	76,758	W	16- 7

Date	Opponent	Crowd	W-L-T	Score
11- 4	S. Francisco	46,708	W	17-13
11-11	Washington	28,003	L	17-18
11-18	Baltimore	55,788*	W	27- 3
11-22	Green Bay	54,087*	L	20-24
12- 2	Chicago	57,024*	W	42-10
12- 9	Pittsburgh	52,124*	W	45- 7
12-16	Chicago	49,086	L	21-38

1957 (8-4-0) 1st

GEORGE W. WILSON, COACH

9-29	Baltimore	40,112	L	14-34
10- 6	Green Bay	32,132	W	24-14
10-13	Los Angeles	55,914*	W	10- 7
10-20	Baltimore	55,764*	W	31-27
10-27	Los Angeles	77,314	L	17-35
11- 3	S. Francisco	59,702	L	31-35
11-10	Philadelphia	29,302	W	27-16
11-17	S. Francisco	56,915*	W	31-10
11-24	Chicago	55,769*	L	7-27
11-28	Green Bay	54,301*	W	18- 6
12- 8	Cleveland	55,814*	W	20- 7
12-15	Chicago	41,088	W	21-13

PLAYOFF

12-22	San Francisco	60,118	W	31-27
-------	---------------	--------	---	-------

WORLD CHAMPIONSHIP

12-29	Cleveland	55,263*	W	59-14
-------	-----------	---------	---	-------

1958 (4-7-1) 5th

GEORGE W. WILSON, COACH

9-28	Baltimore	48,377	L	15-28
10- 5	Green Bay	32,035	T	13-13
10-12	Los Angeles	55,648*	L	28-42
10-19	Baltimore	55,190*	L	14-40
10-26	Los Angeles	81,703	W	41-24
11- 2	S. Francisco	59,213	L	21-24
11- 9	Cleveland	75,363	W	30-10
11-16	S. Francisco	54,523*	W	35-21
11-23	Chicago	55,280*	L	7-20
11-27	Green Bay	50,971*	W	24-14
12- 7	New York	50,115*	L	17-19
12-14	Chicago	38,346	L	16-21

1959 (3-8-1) 5th

GEORGE W. WILSON, COACH

9-29	Baltimore	55,588	L	9-21
10- 4	Green Bay	32,150	L	10-28
10-11	Baltimore	54,197*	L	24-31
10-18	S. Francisco	52,585*	L	13-34
10-25	Los Angeles	74,288	W	17- 7
11- 1	S. Francisco	59,064	L	7-33
11- 8	Pittsburgh	24,614	T	10-10
11-15	Los Angeles	52,217*	W	23-17
11-22	Chicago	54,059*	L	14-24
11-26	Green Bay	49,221*	L	17-24
12- 6	Cardinals	45,811*	W	45-21
12-13	Chicago	40,890	L	14-25

1960 (7-5-0) 2nd

GEORGE W. WILSON, COACH

10- 2	Green Bay	32,150	L	9-28
10- 9	S. Francisco	49,825*	L	10-14
10-16	Philadelphia	38,065	L	10-28
10-23	Baltimore	53,854*	W	30-17
10-30	Los Angeles	53,295	L	35-48
11- 6	S. Francisco	48,447	W	20- 0
11-13	Los Angeles	54,019*	W	12-10
11-20	Chicago	46,267	L	7-28
11-24	Green Bay	54,123*	W	23-10
12- 4	Baltimore	57,808	W	20-15
12-11	Dallas	43,272*	W	23-14
12-18	Chicago	51,017*	W	36- 0

RUNNER-UP

1- 7	Cleveland	34,981	W	17-16
------	-----------	--------	---	-------

continued

1961 (8-5-1) 2nd

GEORGE W. WILSON, COACH

Date	Opponent	Crowd	W-L-T	Score
9-17	Green Bay (M)	44,307	W	17-13
9-24	Baltimore	54,259	W	16-15
10- 1	S. Francisco	53,155*	L	0-49
10- 8	Chicago	50,521*	L	17-31
10-15	Los Angeles	45,873*	W	14-13
10-22	Baltimore	53,016*	L	14-17
10-29	Los Angeles	49,123	W	28-10
11- 5	S. Francisco	56,878	T	20-20
11-12	St. Louis	20,320	W	45-14
11-19	Minnesota	32,296	W	37-10
11-23	Green Bay	55,662*	L	9-17
12- 3	Chicago	47,394	W	16-15
12-10	Minnesota	42,655*	W	13- 7
12-17	Philadelphia	44,231*	L	24-27

RUNNER-UP

1- 6	Philadelphia	25,612	W	38-10
------	--------------	--------	---	-------

1962 (11-3-0) 2nd

GEORGE W. WILSON, COACH

9-16	Pittsburgh	46,641*	W	45- 7
9-23	S. Francisco	51,032*	W	45-24
9-30	Baltimore	57,966	W	29-20
10- 7	Green Bay	38,669	L	7- 9
10-14	Los Angeles	53,714*	W	13-10
10-21	New York	62,856	L	14-17
10-28	Chicago	53,342*	W	11- 3
11- 4	Los Angeles	44,241	W	12- 3
11-11	S. Francisco	43,449	W	38-24
11-18	Minnesota	31,257	W	17- 6
11-22	Green Bay	57,598*	W	26-14
12- 2	Baltimore	53,012*	W	21-14
12- 9	Minnesota	42,256*	W	37-23
12-16	Chicago	44,948	L	0- 3

RUNNER-UP

1- 6	Pittsburgh	36,284	W	17-10
------	------------	--------	---	-------

1963 (5-8-1) 4th

GEORGE W. WILSON, COACH

9-14	Los Angeles	49,342	W	23- 2
9-22	Green Bay (M)	45,912	L	10-31
9-29	Chicago	55,400*	L	21-37
10- 6	S. Francisco	44,088*	W	26- 3
10-13	Dallas	27,264	L	14-17
10-20	Baltimore	51,901*	L	21-25
10-27	Minnesota	44,509*	W	28-10
11- 3	S. Francisco	33,511	W	45- 7
11-10	Baltimore	59,758	L	21-24
11-17	Los Angeles	44,951*	L	21-28
11-24	Minnesota	28,763	L	31-34
11-28	Green Bay	54,016*	T	13-13
12- 8	Cleveland	51,382*	W	38-10
12-15	Chicago	45,317	L	14-24

1964 (7-5-2) 4th

GEORGE W. WILSON, COACH

9-13	S. Francisco	33,204	W	26-17
9-19	Los Angeles	52,001	T	17-17
9-28	Green Bay	59,203*	L	10-14
10- 4	New York	54,836*	W	26- 3
10-11	Minnesota	40,840	W	24-20
10-18	Chicago	47,567	W	10- 0
10-25	Baltimore	57,814*	L	0-34
11- 1	Los Angeles	52,064*	W	37-17
11- 8	Green Bay	42,327	L	7-30
11-15	Cleveland	83,064	L	21-37
11-22	Minnesota	48,291*	T	23-23
11-26	Chicago	52,231*	L	24-27
12- 6	Baltimore	60,213	W	31-14
12-13	S. Francisco	41,854*	W	24- 7

1965 (6-7-1) 6th

HARRY GILMER, COACH

Date	Opponent	Crowd	W-L-T	Score
9-19	Los Angeles	46,941*	W	20- 0
9-26	Minnesota	46,826	W	31-29
10- 3	Washington	52,627*	W	14-10
10-10	Baltimore	60,238	L	7-31
10-17	Green Bay	56,712*	L	21-31
10-24	Chicago	45,658	L	10-38
10-31	Los Angeles	35,137	W	31-7
11- 7	Green Bay	50,852	W	12- 7
11-14	S. Francisco	54,534*	L	21-27
11-21	Chicago	51,499*	L	10-17
11-25	Baltimore	55,036*	T	24-24
12- 5	S. Francisco	38,463	L	14-17
12-12	Minnesota	45,420*	L	7-29
12-19	Philadelphia	56,718	W	35-28

1966 (4-9-1) 6th

HARRY GILMER, COACH

9-11	Chicago	52,225*	W	14- 3
9-18	Pittsburgh	35,473	L	3-17
9-25	Atlanta	47,615*	W	28-10
10- 2	Green Bay	50,861	L	14-23
10- 9	Los Angeles	52,793*	L	7-14
10-16	Baltimore	60,238	L	14-45
10-23	S. Francisco	36,745	L	24-27
10-30	Green Bay	56,954*	L	7-31
11- 6	Chicago	47,041	T	10-10
11-13	Minnesota	43,939	W	32-31
11-20	Baltimore	52,383*	W	20-14
11-24	S. Francisco	53,189*	L	14-41
12- 4	Los Angeles	40,039	L	3-23
12-11	Minnesota	43,022*	L	16-28

1967 (5-7-2) 3rd

JOE SCHMIDT, COACH

9-17	Green Bay	50,861	T	17-17
9-24	Cleveland	57,383*	W	31-14
10- 1	St. Louis	43,821	L	28-38
10- 8	Green Bay	57,877*	L	17-27
10-15	Chicago	46,024	L	3-14
10-22	Atlanta	50,601*	W	24- 3
10-29	S. Francisco	37,990	W	45- 3
11- 5	Chicago	55,606*	L	13-27
11-12	Minnesota	40,032	T	10-10
11-19	Baltimore	60,238	L	7-14
11-23	Los Angeles	54,389*	L	7-31
12- 3	Pittsburgh	47,713*	L	14-24
12-10	New York	63,011	W	30- 7
12-17	Minnesota	44,874*	W	14- 3

1968 (4-8-2) 4th

JOE SCHMIDT, COACH

9-15	Dallas	61,382	L	13-59
9-22	Chicago	50,688*	W	42- 0
9-29	Green Bay	50,861	W	23-17
10- 6	Minnesota	44,289	L	10-24
10-13	Chicago	46,996	W	28-10
10-20	Green Bay	57,302*	T	14-14
10-27	S. Francisco	53,555*	L	7-14
11- 3	Los Angeles	77,982	L	7-10
11-10	Baltimore	55,170*	L	10-27
11-17	Minnesota	48,654*	L	6-18
11-24	New Orleans	46,152*	T	20-20
11-28	Philadelphia	47,909*	L	0-12
12- 8	Atlanta	49,437	W	24- 7
12-15	Washington	50,123	L	3-14

1969 (9-4-1) 2nd

JOE SCHMIDT, COACH

Date	Opponent	Crowd	W-L-T	Score
9-21	Pittsburgh	51,360	L	13-16
9-28	New York	54,358*	W	24- 0
10- 5	Cleveland	82,833	W	28-21
10-12	Green Bay	58,384*	L	17-28
10-19	Chicago	54,732*	W	13- 7
10-26	Minnesota	47,900	L	10-24
11- 2	S. Francisco	35,100	W	26-14
11- 9	Atlanta	53,242*	W	27-21
11-16	St. Louis	51,749*	W	20- 0
11-23	Green Bay	50,861	W	16-10
11-27	Minnesota	57,906*	L	0-27
12- 7	Baltimore	60,238	T	17-17
12-14	Los Angeles	53,256*	W	28- 0
12-21	Chicago	41,879	W	20- 8

1970 (10-4-0) 2nd

JOE SCHMIDT, COACH

9-20	Green Bay	56,263	W	40- 0
9-27	Cincinnati	58,202*	W	38- 3
10- 5	Chicago	58,210*	W	28-14
10-11	Washington	50,414	L	10-31
10-18	Cleveland	83,577	W	41-24
10-25	Chicago	45,632	W	16-10
11- 1	Minnesota	58,210*	L	17-30
11- 8	New Orleans	66,910	L	17-19
11-15	Minnesota	47,900	L	20-24
11-22	S. Francisco	56,232*	W	28- 7
11-26	Oakland	56,597*	W	28-14
12- 6	St. Louis	56,362*	W	16- 3
12-14	Los Angeles	79,441	W	28-23
12-20	Green Bay	57,387*	W	20- 0

NFC PLAYOFF

12-26	Dallas	73,167	L	0- 5
-------	--------	--------	---	------

1971 (7-6-1) 2nd

JOE SCHMIDT, COACH

9-20	Minnesota	54,418*	L	13-16
9-26	New England	61,057	W	34- 7
10- 3	Atlanta	54,418*	W	41-38
10-10	Green Bay	54,418*	W	31-28
10-17	Houston	45,885	W	31- 7
10-24	Chicago	54,418*	L	23-28
11- 1	Green Bay (M)	47,961	T	14-14
11- 7	Denver	51,200	W	24-20
11-14	Los Angeles	54,418*	L	13-21
11-21	Chicago	55,049	W	28- 3
11-25	Kansas City	54,418*	W	32-21
12- 5	Philadelphia	54,418*	L	20-23
12-11	Minnesota	49,784	L	10-29
12-19	S. Francisco	45,580	L	27-31

1972 (8-5-1) 2nd

JOE SCHMIDT, COACH

9-17	NY Giants	54,418*	W	30-16
9-24	Minnesota	54,418*	L	10-34
10- 1	Chicago	55,701	W	38-24
10- 8	Atlanta	58,850	W	28-23
10-16	Green Bay	54,418*	L	23-24
10-22	San Diego	54,371*	W	34-20
10-30	Dallas	65,378	L	24-28
11- 5	Chicago	54,418*	W	14- 0
11-12	Minnesota	49,784	L	14-16
11-19	New Orleans	53,752*	W	27-14
11-23	NY Jets	54,418*	W	37-20
12- 3	Green Bay	55,263	L	7-33
12-10	Buffalo	41,583	T	21-21
12-17	Los Angeles	71,761	W	34-17

Silverdome sellout.

1973 (6-7-1) 2nd

DON McCAFFERTY, COACH

Date	Opponent	Crowd	W-L-T	Score
9-16	Pittsburgh	48,913	L	10-24
9-23	Green Bay	56,267	T	13-13
10- 1	Atlanta	54,418*	W	31- 6
10- 7	Minnesota	54,418*	L	9-23
10-14	New Orleans	57,810	L	13-20
10-21	Baltimore	53,688*	L	27-29
10-28	Green Bay	53,859*	W	34- 0
11- 4	S. Francisco	54,348*	W	30-20
11-11	Minnesota	48,503	L	7-28
11-18	Chicago	55,701	W	30- 7
11-22	Washington	54,418*	L	0-20
12- 2	St. Louis	47,712	W	20-16
12- 9	Chicago	52,641*	W	40- 7
12-15	Miami	80,047	L	7-34

1974 (7-7-0) 2nd

RICK FORZANO, COACH

9-15	Chicago	55,202	L	9-17
9-22	Minnesota	49,703*	L	6- 7
9-29	Green Bay (M)	47,292	L	19-21
10- 6	Los Angeles	64,987	L	13-16
10-14	S. Francisco	49,756*	W	17-13
10-20	Minnesota	48,501	W	20-16
10-27	Green Bay	54,418*	W	19-17
11- 3	New Orleans	49,127*	W	19-14
11-10	Oakland	54,020	L	13-35
11-17	NY Giants	45,859*	W	20-19
11-24	Chicago	47,376*	W	34-17
11-28	Denver	53,314*	L	27-31
12- 8	Cincinnati	59,575	W	23-19
12-15	Philadelphia	66,052	L	17-28

Beginning in 1975, all attendances are listed as actual (persons in the stadium).

1975 (7-7-0) 2nd

RICK FORZANO, COACH

9-21	Green Bay (M)	50,781	W	30-16
9-28	Atlanta	45,218	W	17-14
#10- 6	Dallas	79,784*	L	10-36
10-12	Chicago	74,032*	W	27- 7
10-19	Minnesota	47,872	L	19-25
10-26	Houston	46,904	L	8-24
11- 2	S. Francisco	43,209	W	28-17
11- 9	Cleveland	75,283*	W	21-10
11-16	Green Bay	76,946*	W	13-10
11-23	Kansas City	55,161	L†	21-24
#11-27	Los Angeles	69,552*	L	0-20
12- 7	Chicago	37,772	L	21-25
#12-14	Minnesota	73,130*	W	17-10
12-21	St. Louis	64,656*	L	13-24

1976 (6-8-0) 3rd

RICK FORZANO, COACH

9-12	Chicago	54,125	L	3-10
9-19	Atlanta	50,840*	W	24-10
# 9-26	Minnesota	77,292*	L	9-10
10- 3	Green Bay	55,041	L	14-24

TOMMY HUDSPETH, COACH				
10-10	New England	60,174*	W	30-10
10-17	Washington	45,908	L	7-20
10-24	Seattle	61,280	W	41-14
10-31	Green Bay	74,992*	W	27- 6
11- 7	Minnesota	46,735	L	23-31
11-14	New Orleans	42,048	L	16-17
#11-21	Chicago	78,042*	W	14-10
11-25	Buffalo	66,875*	W	27-14
12- 5	NY Giants	66,069	L	10-24
12-11	Los Angeles	73,470*	L	17-20

continued

1977 (6-8-0) 3rd

Date	Opponent	Crowd	W-L-T	Score
TOMMY HUDSPETH, COACH				
9-18	Chicago	51,530	L	20-30
9-25	New Orleans	51,458*	W	23-19
10-2	Philadelphia	57,236*	W	17-13
10-9	Minnesota	45,860	L	7-14
#10-16	Green Bay	78,452*	W	10-6
10-23	S. Francisco	39,392	L	7-28
10-30	Dallas	63,160	L	0-37
11-6	San Diego	72,559*	W	20-0
11-13	Atlanta	47,461	L	6-17
11-20	Tampa Bay	49,751*	W	16-7
11-24	Chicago	71,373*	L	14-31
12-4	Green Bay	56,367	L	9-10
12-11	Baltimore	45,124	W	13-10
#12-17	Minnesota	78,452*	L	21-30

1978 (7-9-0) 3rd

Date	Opponent	Crowd	W-L-T	Score
MONTE CLARK, COACH				
9-3	Green Bay	51,187*	L	7-13
9-9	Tampa Bay	64,445	W	15-7
9-17	Chicago	65,982*	L	0-19
9-24	Seattle	56,781	L	16-28
10-1	Green Bay (M)	54,601	L	14-35
10-8	Washington	60,555*	L	19-21
10-15	Atlanta	51,172	L	0-14
10-22	San Diego	54,031*	W	31-14
10-29	Chicago	53,378	W	21-17
11-5	Minnesota	46,008	L	7-17
11-12	Tampa Bay	60,320*	W	34-23
11-19	Oakland	44,517	L	17-29
11-23	Denver	71,785*	W	17-14
12-3	St. Louis	39,200	L	14-21
#12-9	Minnesota	78,885*	W	45-14
12-17	S. Francisco	56,674*	W	33-14

1979 (2-14-0) 5th

Date	Opponent	Crowd	W-L-T	Score
MONTE CLARK, COACH				
9-1	Tampa Bay	68,225	L	16-31
9-9	Washington	54,991*	L	24-27
9-16	NY Jets	49,612	L	10-31
9-23	Atlanta	56,249*	W	24-23
9-30	Minnesota	75,295*	L	10-13
10-7	New England	60,629	L	17-24
10-14	Green Bay (M)	53,930	L	16-24
10-21	New Orleans	57,428	L	7-17
10-28	Buffalo	61,911*	L	17-20
11-4	Chicago	50,108	L	7-35
11-11	Tampa Bay	70,461*	L	14-16
11-18	Minnesota	43,650	L	7-14
11-22	Chicago	66,219*	W	20-0
12-2	Philadelphia	66,128	L	7-44
12-9	Miami	78,087*	L	10-28
12-15	Green Bay	57,376*	L	13-18

1980 (9-7-0) 2nd

Date	Opponent	Crowd	W-L-T	Score
MONTE CLARK, COACH				
9-7	Los Angeles	64,892	W	41-20
9-14	Green Bay (M)	53,099	W	29-7
9-21	St. Louis	80,027*	W	20-7
#9-28	Minnesota	80,291*	W	27-7
10-5	Atlanta	57,625	L	28-43
#10-12	New Orleans	78,147*	W	24-13
10-19	Chicago	58,508	L	7-24
10-26	Kansas City	59,391	L	17-20
#11-2	S. Francisco	78,845*	W	17-13
11-9	Minnesota	46,264	L	0-34
#11-16	Baltimore	77,677*	L	9-10
11-23	Tampa Bay	64,976	W	24-10
#11-27	Chicago	75,397*	L†	17-23
12-7	St. Louis	46,966	L	23-24
#12-14	Tampa Bay	77,098*	W	27-14
#12-21	Green Bay	75,111*	W	24-3

#Silverdome sellout.

1981 (8-8-0) 2nd

Date	Opponent	Crowd	W-L-T	Score
MONTE CLARK, COACH				
9-6	S. Francisco	62,123*	W	24-17
9-13	San Diego	51,624	L	23-28
9-20	Minnesota	45,350	L	24-26
#9-27	Oakland	77,919*	W	16-0
10-4	Tampa Bay	71,733	L	10-28
10-11	Denver	74,816	L	21-27
10-19	Chicago	71,273*	W	48-17
#10-25	Green Bay	76,063*	W	31-27
11-1	Los Angeles	61,814	L	13-20
11-8	Washington	52,096	L	31-33
#11-15	Dallas	79,694*	W	27-24
11-22	Chicago	50,082	W	23-7
#11-26	Kansas City	76,735*	W	27-10
12-6	Green Bay	54,481	L	17-31
#12-12	Minnesota	79,428*	W	45-7
#12-20	Tampa Bay	80,444*	L	17-20

1982 (4-5-0) 4th

Date	Opponent	Crowd	W-L-T	Score
MONTE CLARK, COACH				
9-12	Chicago	71,337*	W	17-10
9-19	LA Rams	59,470	W	19-14
11-21	Chicago	48,783	L	17-20
11-25	NY Giants	64,348*	L	6-13
12-6	NY Jets	79,361*	L	13-28
12-12	Green Bay	51,875	W	30-10
12-19	Minnesota	73,058*	L	31-34
12-26	Tampa Bay	65,997	L	21-23
1-2	Green Bay	64,377*	W	27-24

NFC PLAYOFF

1-8	Washington	55,045	L	7-31
-----	------------	--------	---	------

1983 (9-7-0) 1st

Date	Opponent	Crowd	W-L-T	Score
MONTE CLARK, COACH				
9-4	Tampa Bay	62,154	W	11-0
9-11	Cleveland	60,095*	L	26-31
9-18	Atlanta	54,622*	L	14-31
9-25	Minnesota	58,254	L	17-20
10-2	LA Rams	49,403	L	10-21
10-9	Green Bay	67,738*	W	38-14
10-16	Chicago	66,709*	W	31-17
10-23	Washington	43,189	L	17-38
10-30	Chicago	58,764	W	38-17
11-7	NY Giants	68,985*	W	15-9
11-13	Houston	40,060	L	17-27
11-20	Green Bay (M)	50,050	W+	23-20
#11-24	Pittsburgh	77,724*	W	45-3
#12-5	Minnesota	79,169*	W	13-2
12-11	Cincinnati	45,728	L	9-17
#12-18	Tampa Bay	78,553*	W	23-20

NFC PLAYOFF

12-31	S. Francisco	58,286	L	23-24
-------	--------------	--------	---	-------

1984 (4-11-1) 4th

Date	Opponent	Crowd	W-L-T	Score
MONTE CLARK, COACH				
9-2	S. Francisco	56,782*	L	27-30
9-9	Atlanta	49,878	W+	27-24
9-16	Tampa Bay	44,560	L	17-21
9-23	Minnesota	57,511*	L	28-29
9-30	San Diego	59,849	L	24-27
10-7	Denver	55,836*	L	7-28
10-14	Tampa Bay	44,308*	W+	13-7
10-21	Minnesota	57,953	W	16-14
10-28	Green Bay	54,289	L	9-41
11-4	Philadelphia	59,141*	T+	23-23
11-11	Washington	50,212	L	14-28
11-18	Chicago	54,911	L	14-16
11-22	Green Bay	63,898*	W	31-28
12-2	Seattle	62,441	L	17-38
12-10	L.A. Raiders	66,710*	L	3-24
12-16	Chicago	53,252*	L	13-30

1985 (7-9-0) 4th
DARRYL ROGERS, COACH

Date	Opponent	Crowd	W-L-T Score	Date	Opponent	Crowd	W-L-T Score
9- 8	Atlanta	37,785	W 28-27	11- 3	Minnesota	58,012	L 13-16
9-15	Dallas	72,985*	W 26-21	11-10	Chicago	53,467	L 3-24
9-22	Indianapolis	60,042	L 6-14	11-17	Minnesota	54,647*	W 41-21
9-29	Tampa Bay	45,023*	W 30-9	11-24	Tampa Bay	43,471	L+ 16-19
10- 6	Green Bay	55,914	L 10-43	11-28	N.Y. Jets	65,531*	W 31-20
10-13	Washington	52,845	L 3-24	12- 8	New England	59,078	L 6-23
10-20	S. Francisco	67,715*	W 23-21	12-15	Green Bay	49,379*	L 23-26
#10-27	Miami	75,291*	W 31-21	#12-22	Chicago	74,042*	L 17-37

#Silverdome sellout.

1986 (5-11-0) 3rd
DARRYL ROGERS, COACH

9- 7	Minnesota	54,851	W 13-10	11- 2	Cincinnati	52,423*	L 17-24
9-14	Dallas	73,812*	L 7-31	11- 9	Minnesota	53,725*	L 10-24
9-21	Tampa Bay	38,453*	L 20-24	11-16	Philadelphia	54,568	W 13-11
9-28	Cleveland	72,029	L 21-24	11-23	Tampa Bay	30,029	W 38-17
10- 5	Houston	41,960*	W 24-13	11-27	Green Bay	61,199*	L 40-44
10-12	Green Bay	52,290	W 21-14	12- 7	Pittsburgh	45,042	L 17-27
10-19	L.A. Rams	50,992	L 10-14	#12-15	Chicago	75,602*	L 13-16
10-26	Chicago	62,064	L 7-13	12-21	Atlanta	35,255*	L 6-20

#Silverdome sellout.

1987 (4-11-0) 5th
DARRYL ROGERS, COACH

9-13	Minnesota	57,061	L 19-34	11- 8	Dallas	45,325*	W 27-17
9-20	L.A. Raiders	50,300	L 7-27	11-15	Washington	53,593	L 13-20
9-27	Chicago Cancelled*—Players Strike			11-22	Chicago	63,357	L 10-30
10- 4	Tampa Bay	4,919*	L 27-31	11-26	Kansas City	43,820*	L 20-27
10-11	Green Bay	35,779	W+ 19-16	12- 6	L.A. Rams	33,413*	L 16-37
10-18	Seattle	8,310*	L 14-37	12-13	Tampa Bay	41,699	W 20-10
10-25	Green Bay	27,278*	L 33-34	12-20	Minnesota	27,693*	L 14-17
11- 1	Denver	75,172	L 0-34	12-27	Atlanta	13,906	W 30-13

1988 (4-12-0) 4th
DARRYL ROGERS, COACH (2-9-0)

WAYNE FONTES, INTERIM COACH (2-3-0)

9- 4	Atlanta	31,075*	W 31-17	10-30	N.Y. Giants	38,354*	L+ 10-13
9-11	L.A. Rams	46,262	L 10-17	11- 6	Minnesota	55,573	L 17-44
9-18	New Orleans	32,943*	L 14-22	11-13	Tampa Bay	25,956*	L 20-23
9-25	N.Y. Jets	29,250*	L 10-17	11-20	Green Bay (M)	44,327	W 19-9
10- 2	San Francisco	58,285	L 13-20	11-24	Minnesota	46,479*	L 0-23
10- 9	Chicago	64,526*	L 7-24	12- 4	Green Bay	28,124*	W 30-14
10-16	N.Y. Giants	74,813	L 10-30	12-11	Chicago	55,010	L 12-13
10-23	Kansas City	66,926	W 7-6	12-18	Tampa Bay	37,778	L 10-21

1989 (7-9-0) 3rd
WAYNE FONTES, COACH

9-10	Phoenix	36,735*	L 13-16	11- 5	Houston	46,056	L 31-35
9-17	N.Y. Giants	76,021	L 14-24	11-12	Green Bay	44,324*	W 31-22
9-24	Chicago	71,148*	L 27-47	11-19	Cincinnati	55,720	L 7-42
10- 1	Pittsburgh	43,804*	L 3-23	11-23	Cleveland	65,624*	W 13-10
10- 8	Minnesota	55,380	L 17-24	12- 3	New Orleans	38,550*	W 21-14
10-15	Tampa Bay	46,225	W 17-16	12-10	Chicago	52,650	W 27-17
10-22	Minnesota	51,579*	L 7-20	12-17	Tampa Bay	40,362*	W 33-7
10-29	Green Bay	53,731	L 20-23(OT)	12-24	Atlanta	7,792	W 31-24

(*Indicates Home Game)

LIONS vs. THE NFL

(Regular Season)

LIONS vs. ATLANTA (15-5-0)

DATE	W-L-T	SCORE	DATE	W-L-T	SCORE
9-25-66*	W(O/T)	28-10	12-8-46*	L	24-45
10-22-67*	W	24-3	10-19-47	L	24-33
12-8-68	W	24-7	11-27-47*	L	14-34
11-9-69*	W	27-21	10-17-48	L	0-28
10-3-71*	W	41-38	12-5-48*	L	14-42
10-8-72	W	26-23	11-13-49	L	24-27
10-1-73*	W	31-6	11-24-49*	L	7-28
9-28-75	W	17-14	11-5-50*	L	21-35
9-19-76*	W	24-10	12-10-50	L	3-6
11-13-77	L	6-17	10-28-51*	L	23-28
10-15-78	L	0-14	11-11-51	W	41-28
9-23-79*	W	24-23	11-23-52	L	23-24
10-5-80	L	28-43	12-7-52*	W	45-21
9-18-83*	L	14-30	11-22-53	W	20-16
9-9-84	W(O/T)	27-24	12-6-53*	W	13-7
9-8-85	W	28-27	9-26-54*	W	48-23
12-21-86*	L	6-20	12-12-54	L	24-28
12-27-87	W	30-13	11-20-55*	L	14-24
9-4-88*	W	31-17	12-4-55	L	20-21
12-24-89	W	31-24	12-2-56*	W	42-10
			12-16-56	L	21-38
			11-24-57*	L	7-27
			12-15-57	W	21-13
			11-23-58*	L	7-20
			12-14-58	L	16-21
			11-22-59*	L	14-24
			12-13-59	L	14-25
			11-20-60	L	7-28
			12-18-60*	W	36-0
			10-8-61*	L	17-31
			12-3-61	W	16-15
			10-28-62*	W	11-3
			12-16-62	L	0-3
			9-29-63*	L	21-37
			12-15-63	L	14-24
			10-18-64	W	10-0
			11-26-64*	L	24-27
			10-24-65	L	10-38
			11-21-65*	L	10-17
			9-11-66*	W	14-3
			11-6-66	T	10-10
			10-15-67	L	3-14
			11-5-67*	L	13-27
			9-22-68*	W	42-0
			10-13-68	W	28-10
			10-19-69*	W	13-7
			12-21-69	W	20-3
			10-5-70*	W	28-14
			10-25-70	W	18-10
			10-24-71*	L	23-28
			11-21-71	W	28-3
			10-1-72	W	38-24
			11-5-72*	W	14-0
			11-18-73	W	30-7
			12-9-73*	W	40-7
			9-15-74	L	9-17
			11-24-74*	W	34-17
			10-12-75*	W	27-7
			12-7-75	L	21-25
			9-12-76	L	3-10
			11-21-76*	W	14-10
			9-18-77	L	20-30
			11-24-77*	L	14-31
			9-17-78*	L	0-19

LIONS vs. BUFFALO (1-1-1)

DATE	W-L-T	SCORE
12-10-72	T	21-21
11-25-76*	W	27-14
10-28-79*	L	17-20

LIONS vs. CHICAGO (43-65-3)

DATE	W-L-T	SCORE
11-29-34*	L	16-19
12-2-34	L	7-10
11-24-35	T	20-20
11-28-35*	W	14-2
10-25-36	L	10-12
11-26-36*	W	13-7
10-24-37	L	20-28
11-25-37*	L	0-13
11-20-38	W	13-7
11-24-38*	W	14-7
10-29-39	W	10-0
11-12-39*	L	13-23
10-13-40	L	0-7
11-10-40*	W	17-14
10-19-41	L	0-49
11-23-41*	L	7-24
11-1-42	L	0-16
11-22-42*	L	0-42
10-3-43*	L	21-27
10-31-43	L	14-35
10-22-44	T	21-21
1-19-44*	W	41-21
10-28-45*	W	16-10
11-11-45	W	35-28
11-24-46	L	6-42

DATE	W-L-T	SCORE
10-29-78	W	21-17
11- 4-79	L	7-24
11-22-79*	W	20- 0
10-19-80	L	7-24
11-27-80*	L(O/T)	17-23
10-19-81*	W	48-17
11-22-81	W	23- 7
9-12-82*	W	17-10
11-21-82	L	17-20
10-16-83*	W	31-17
10-30-83	W	38-17
11-18-84	L	14-16
12-16-84*	L	13-30
11-10-85	L	3-24
12-22-85*	L	17-37
10-26-86	L	7-13
12-15-86*	L	13-16
11-22-87	L	10-30
10- 9-88*	L	7-24
12-11-88	L	12-13
9-24-89*	W	27-47
12-10-89	W	27-17

LIONS vs. CINCINNATI (2-3-0)

DATE	W-L-T	SCORE
9-27-70*	W	38- 3
12- 8-74	W	23-19
12-11-83	L	9-17
11- 2-86*	L	17-24
11-19-89	L	7-42

LIONS vs. CLEVELAND (10-3-0)

DATE	W-L-T	SCORE
11- 2-52*	W	17- 6
12-19-54	W	14-10
12- 8-57*	W	20- 7
11- 9-58	W	30-10
12- 8-63*	W	38-10
11-15-64	L	21-37
9-24-67*	W	31-14
10- 5-69	W	28-21
10-18-70	W	41-24
11- 9-75*	W	21-10
9-11-83*	L	26-31
9-28-86	L	21-24
11-23-89*	W	13-10

LIONS vs. DALLAS (4-6-0)

DATE	W-L-T	SCORE
12-11-60*	W	23-14
10-13-63	L	14-17
9-15-66	L	13-59
10-30-72	L	24-28
10- 6-75*	L	10-36
10-30-77	L	0-37
11-15-81*	W	27-24
9-15-85*	W	26-21
9-14-86*	L	7-31
11- 8-87*	W	27-17

LIONS vs. DENVER (2-4-0)

DATE	W-L-T	SCORE
11- 7-71	L	24-20
11-28-74*	L	27-31
11-23-78*	W	17-14
10-11-81	L	21-27
10- 7-84*	L	7-28
11- 1-87	L	0-34

LIONS vs. GREEN BAY (50-57-6)

DATE	W-L-T	SCORE
10- 7-34	W	3- 0
11-25-34*	L	0- 3
10-20-35Mil	L	9-13
11-10-35	L	7-31
11-17-35*	W	20-10
10-18-36	L	18-20
11-29-36*	L	17-26
10- 3-37	L	6-26
10-31-37*	L	13-14
10- 9-38	W	17- 7
11-13-38*	L	7-28
10-22-39	L	7-26
12- 3-39*	L	7-12
10-20-40	W	23-14
11-24-40*	L	7-50
9-14-41	L	0-23
10-26-41*	L	7-24
10-11-42Mil	L	7-38
10-25-42*	L	7-28
10-10-43	L	14-35
10-24-43*	L	6-27
10- 1-44Mil	L	6-27
10-29-44*	L	0-14
10- 7-45Mil	L	21-57
12- 2-45*	W	14- 3
10-27-46Mil	L	7-10
11-17-46*	L	0- 9
10-26-47	L	17-34
12- 7-47*	L	14-35
10- 3-48	L	21-33
10-31-48*	W	24-20
10-30-49Mil	L	14-16
12-11-49*	W	21- 7
9-17-50	W	45- 7
11-19-50*	W	24-21
11- 4-51	W	24-17
11-22-51*	W	52-35
10-26-52	W	52-17
11-27-52*	W	48-24
11-15-53	W	14- 7
11-26-53*	W	34-15
11-21-54	W	21-17
11-25-54*	W	28-24
9-27-55	L	17-20
11-24-55*	W	24-10
9-30-56	W	20-16
11-22-56*	W	20-24
10- 6-57	W	24-14
11-28-57*	W	18- 6
10- 5-58	T	13-13
11-27-58*	W	24-14
10- 4-59	L	10-28
11-26-59*	L	17-24
11- 2-60	L	9-28
11-24-60*	W	23-10
9-17-61Mil	W	17-13

continued

DATE	W-L-T	SCORE
11-23-61*	L	9-17
10-7-62	L	7-9
11-22-62*	W	26-14
9-22-63Mil.	L	10-31
11-28-63*	T	13-13
9-28-64*	L	10-14
11-8-64	I	7-30
10-17-65*	L	21-31
11-7-65	W	12-7
10-2-66	L	14-23
10-30-66*	L	7-31
9-17-67	T	17-17
10-8-67*	L	17-27
9-29-68	W	23-17
10-20-68*	T	14-14
10-12-69*	L	17-28
11-23-69	W	16-10
9-20-70	W	40-0
12-20-70*	W	20-0
10-10-71*	W	31-28
11-1-71Mil.	T	14-14
10-16-72*	L	23-24
12-3-72	L	7-33
9-23-73	T	13-13
10-28-73*	W	34-0
9-29-74Mil.	L	19-21
10-27-74*	W	19-17
9-21-75Mil.	W	30-16
11-16-75*	W	13-10
10-3-78	L	14-24
10-31-76*	W	27-6
10-16-77*	W	10-6
12-4-77	L	9-10
9-3-78*	L	7-13
10-1-78Mil.	L	14-35
10-14-79Mil.	L	16-24
12-15-79*	L	13-18
9-14-80Mil.	W	29-7
12-21-80*	W	24-3
10-25-81*	W	31-27
12-6-81	L	17-31
12-12-82	W	30-10
1-2-83*	W	27-24
10-9-83*	W	38-14
11-20-83Mil.	W(OT)	23-20
10-28-84	L	9-41
11-22-84*	W	31-28
10-6-85	L	10-43
12-15-85*	L	23-26
10-12-86	W	21-14
11-27-86*	L	40-44
10-11-87	W(OT)	19-16
10-25-87*	L	33-34
11-20-88	W	19-9
12-4-88*	W	30-14
10-29-89Mil.	L(OT)	23-20
11-12-89*	W	31-22

LIONS vs. HOUSTON (2-3-0)

DATE	W-L-T	SCORE
10-17-71	W	31-7
10-26-75	L	8-24
11-13-83	L	17-27
10-5-86*	W	24-13
11-5-89	L	35-31

LIONS vs. INDIANAPOLIS (17-17-2)

DATE	W-L-T	SCORE
12-3-50	W	45-21
10-3-53	W	27-17
11-7-53*	W	17-7
10-16-54*	W	35-0
11-6-54	W	27-3
10-1-55	L	13-28
11-5-55*	W	24-14
10-6-56	W	31-14
11-18-56*	W	27-3
9-29-57	L	14-34
10-20-57*	W	31-27
9-28-58	L	15-28
10-19-58*	L	14-40
9-29-59	L	9-21
10-11-59*	L	24-31
10-23-60*	W	30-17
12-4-60	W	20-15
9-24-61	W	16-15
10-22-61*	L	14-17
9-30-62	W	29-20
12-2-62*	W	21-14
10-20-63*	L	21-25
11-10-63	L	21-24
10-25-64*	L	0-34
12-6-64	W	31-14
10-10-65	L	7-31
11-25-65*	T	24-24
10-18-66	L	14-45
11-20-66*	W	20-14
11-19-67	L	7-41
11-10-68*	L	10-27
12-7-69	T	17-17
10-21-73*	L	27-29
12-11-77	W	13-10
11-16-80*	L	9-10
9-22-85	L	6-14

LIONS vs. KANSAS CITY (3-3-0)

DATE	W-L-T	SCORE
11-25-71	W	32-21
11-23-75	L(OT)	21-24
10-26-80	L	17-20
11-26-81*	W	27-10
11-26-87*	L	20-27
10-23-88	W	7-6

LIONS vs. LOS ANGELES RAMS (25-32-1)

DATE	W-L-T	SCORE
10-20-46	L	14-35
11-3-46*	L	20-41
10-12-47*	L	13-27
11-23-47	L	17-28
9-22-48	L	7-44
10-24-48*	L	27-34
9-23-49	L	24-27
10-16-49*	L	10-21
10-15-50*	L	28-30
10-28-50	L	24-65
10-14-51*	L	21-27
12-9-51	W	24-22
10-3-52	W	17-14

DATE	W-L-T	SCORE
10-19-52*	W	24-16
10-18-53*	L	19-31
11- 1-53	L	24-37
10-10-54*	W	21-3
10-31-54	W	27-24
10- 9-55*	L	10-17
10-23-55	L	13-24
10-14-56*	W	24-21
10-28-56	W	16- 7
10-13-57*	W	10- 7
10-27-57	L	17-35
10-12-58*	L	28-42
10-26-58	W	41-24
10-25-59	W	17- 7
11-15-59*	W	23-17
10-30-60	L	35-48
11-13-60*	W	12-10
10-15-61*	W	14-13
10-29-61	W	28-10
10-14-62*	W	13-10
11- 4-62	W	12- 3
9-14-63	W	23- 2
11-17-63*	L	21-28
9-18-64	T	17-17
11- 1-64*	W	37-17
9-19-65*	W	20- 0
10-31-65	W	21- 7
10- 9-66*	L	7-14
12- 4-66	L	3-23
11-23-67*	L	7-31
11- 3-68	L	7-10
12-14-69*	W	28- 0
12-14-70	W	28-23
11-14-71*	L	13-21
12-17-72	W	34-17
10- 6-74	L	13-16
11-27-75*	L	0-20
12-11-76*	L	17-20
9- 7-80	W	41-20
11- 1-81	L	13-20
9-19-82	W	19-14
10- 2-83	L	10-21
10-19-86	L	10-14
12- 6-87*	L	16-37
9-11-88	L	10-17

LIONS vs. MIAMI
(1-2-0)

DATE	W-L-T	SCORE
12-15-73	L	7-34
12- 9-79*	L	10-28
10-27-85*	W	31-21

LIONS vs. MINNESOTA
(18-37-2)

DATE	W-L-T	SCORE
11-19-61	W	37-10
12-10-61*	W	13- 7
11-18-62	W	17- 6
12- 9-62*	W	37-23
10-27-63*	W	28-10
11-24-63	L	31-34
10-11-64	W	24-20
11-22-64*	T	23-23
9-26-65	W	31-29
12-12-65*	L	7-29
11-13-66	W	32-31
12-11-66*	L	16-28

DATE	W-L-T	SCORE
11-12-67	T	10-10
12-17-67*	W	14- 3
10- 6-68	L	10-24
11-17-68*	L	6-13
10-26-69	L	10-24
11-27-69*	L	0-27
11- 1-70*	L	17-30
11-15-70	L	20-24
9-20-71*	L	13-16
12-11-71	L	10-29
9-24-72*	L	10-34
11-12-72	L	14-16
10- 7-73*	L	9-23
11-11-73	L	7-28
9-22-74*	L	6- 7
10-20-74	W	20-16
10-19-75	L	19-25
12-14-75*	W	17-10
9-26-76*	L	9-10
11- 7-76	L	23-31
10- 9-77	L	7-14
12-17-77*	L	21-30
11- 5-78	L	7-17
12- 9-78*	W	45-14
9-30-79*	L	10-13
11-18-79	L	7-14
9-28-80*	W	27- 7
11- 9-80	L	0-34
9-20-81	L	24-26
12-12-81*	W	45- 7
12-19-82*	L	31-34
9-25-83	L	17-20
12- 5-83*	W	13- 2
9-23-84*	L	28-29
10-21-84	W	16-14
11- 3-85	L	13-16
11-17-85*	W	41-21
9- 7-86	W	13-10
11- 9-86*	L	10-24
9-13-87	L	19-34
12-20-87*	L	14-17
11- 6-88	L	17-44
11-24-88*	L	0-23
10- 8-89	L	17-24
10-22-89*	L	7-20

LIONS vs. NEW ENGLAND
(2-2-0)

DATE	W-L-T	SCORE
9-26-71	W	34- 7
10-10-76*	W	30-10
10- 7-79	L	17-24
12- 8-85	L	6-23

LIONS vs. NEW ORLEANS
(5-5-1)

DATE	W-L-T	SCORE
11-24-68*	T	20-20
11- 8-70	L	17-19
11-19-72*	W	27-14
10-14-73	L	13-20
11- 3-74*	W	19-14
11-14-76	L	16-17
9-25-77*	W	23-19
10-21-79	W	7-17
10-12-80*	L	24-13
9-18-88*	L	14-22
12- 3-89*	W	21-14

LIONS vs. NEW YORK GIANTS
(13-11-1)

DATE	W-L-T	SCORE
9-23-34*	W	9 0
11- 1-36	L	7-14
11-15-36*	W	38 0
11-14-37	W	17 0
11- 5-39*	W	18-14
11- 9-41	L	13-20
11- 7-43	T	0 0
11-18-45	L	14-35
11- 2-47*	W	35- 7
11-20-49	W	45-21
12-13-53	W	27-16
12-11-55*	L	19-24
12- 7-58*	L	17-19
10-21-62	L	14-17
10- 4-64*	W	26 3
12-10-67	W	30 7
9-28-69*	W	24 0
9-17-72*	W	30-16
11-17-74*	W	20-19
12- 5-76	L	10-24
11-25-82*	L	6-13
11- 7-83*	W	15- 9
10-16-88	L	10-30
10-30-88*	L(OT)	10-13
9-17-89	L	24-14

LIONS vs. NEW YORK JETS
(2-3-0)

DATE	W-L-T	SCORE
11-23-72*	W	37-20
9-16-79	L	10-31
12- 6-82*	L	13-28
11-28-85*	W	31-20
9-25-88*	L	10-17

LIONS vs. OAKLAND/L.A.
(2-4-0)

DATE	W-L-T	SCORE
11-26-70*	W	28-14
11-10-74	L	13-35
11-19-78	L	17-29
9-27-81*	W	16 0
12-10-84*	L	3-24
9-20-87	L	7-27

LIONS vs. PHILADELPHIA
(11-9-2)

DATE	W-L-T	SCORE
10-14-34	W	10 0
9-20-35*	W	35 0
10-11-36	W	23 0
12- 4-38*	L	7-21
11-17-40	W	21- 0
11-16-41*	W	21-17
10-14-45*	W	28-24
12-12-48	L	21-45
10- 3-49*	L	14-22
11-18-51	W	28-10
12- 5-54*	T	13-13
11-10-57	W	27-16
10-16-60	L	10-28
12-17-61*	L	24-27

DATE	W-L-T	SCORE
12-19-65	W	35-28
11-28-68*	L	0-12
12- 5-71*	L	20-23
12-15-74	L	17-28
10- 2-77*	W	17-13
12- 2-79	W	7-44
11- 4-84*	T(OT)	23-23
11-16-86	W	13-11

LIONS vs. PITTSBURGH
(13-10-1)

DATE	W-L-T	SCORE
11- 4-34*	W	40- 7
11- 8-36*	W	28- 3
10-10-37*	W	7- 3
9- 9-38*	W	16- 7
9-22-40*	L	7-10
11- 8-42*	L	7-35
11-10-46*	W	17- 7
9-21-47	L	10-17
11-21-48*	W	17-14
10- 8-49	L	7-14
9-24-50*	W	10- 7
11- 9-52	W	31- 6
9-27-53*	W	38-21
11-13-55	W	31-28
12- 9-56*	W	45- 7
11- 8-59	T	10-10
9-16-62*	W	45- 7
10-18-66	L	3-17
12- 3-67*	L	14-24
9-21-69	L	13-16
9-16-73	L	10-24
11-24-83*	W	45- 3
12- 7-86	L	17-27
10- 1-89*	L	3-23

LIONS vs. ST. LOUIS/PHOENIX
(5-5-0)

DATE	W-L-T	SCORE
11-12-61	W	45-14
10- 1-67	L	28-38
11-16-69*	W	20- 0
12- 6-70*	W	16- 3
12- 2-73	W	20-16
12-21-75*	L	13-24
12- 3-78	L	14-21
9-21-80*	W	20- 7
12- 7-80	L	23-24
9-10-89*	L	13-16

LIONS vs. SAN DIEGO
(3-2-0)

DATE	W-L-T	SCORE
11-22-72*	W	34-20
11- 6-77*	W	20- 0
10-22-78*	W	31-14
9-13-81	L	23-28
9-30-84	L	24-27

LIONS vs. SAN FRANCISCO
(25-23-1)

DATE	W-L-T	SCORE
10- 8-50*	W	24- 7

DATE	W-L-T	SCORE
10-22-50	L	27-28
12- 2-51*	L	10-20
12-16-51	L	17-21
9-28-52	L	3-17
10-12-52*	L	0-28
10-11-53*	W	24-21
10-25-53	W	14-10
10-24-54	L	31-37
11-14-54*	W	48- 7
10-16-55*	L	24-27
10-30-55	L	21-38
10-21-56*	W	20-17
11- 4-56	W	17-13
11- 3-57	L	31-35
11-17-57*	W	31-10
11- 2-58	L	21-24
11-16-58*	W	35-21
10-18-59*	L	13-34
11- 1-59	L	7-33
10- 9-60*	L	10-14
11- 6-60	W	24- 0
10- 1-61*	L	0-49
11- 5-61	T	20-20
11-11-62	W	38-24
9-23-62*	W	45-24
10- 6-63*	W	26- 3
11- 3-63	W	45- 7
9-13-64	W	26-17
12-13-64*	W	24- 7
11-14-65*	L	21-27
12- 5-65	L	14-17
10-23-66	L	24-27
11-24-66*	L	14-41
10-29-67	W	45- 3
10-27-68*	L	7-14
11- 2-69	W	26-14
11-22-70*	W	28-14
12-19-71	L	27-31
11- 4-73	W	30-20
10-14-74*	W	17-13
11- 2-75	W	28-17
10-23-77	L	7-28
12-17-78*	W	33-14
11- 2-80*	W	17-13
9- 6-81*	W	24-17
9- 2-84*	L	27-30
10-20-85*	W	23-21
10- 2-88	L	13-20

LIONS vs. SEATTLE (1-3-0)

DATE	W-L-T	SCORE
10-24-76	W	41-14
9-24-78	L	16-28
12- 2-84	L	17-38
10-18-87*	L	14-37

LIONS vs. TAMPA BAY (13-11-0)

DATE	W-L-T	SCORE
11-20-77*	W	16- 7
9- 9-78	W	15- 7
11-12-78*	W	34-23
9- 1-79	L	16-31
11-11-79*	L	14-16
11-23-80	W	24-10
12-14-80*	W	27-14
10- 4-81	L	10-28
12-20-81*	L	17-20
12-26-82	L	21-23
9- 4-83	W	11- 0
12-18-83*	W	23-20
9-16-84	L	17-21
10-14-84*	W(OT)	13- 7
9-29-85*	W	30- 9
11-24-85	L(OT)	16-19
9-21-86*	L	20-24
11-23-86	W	38-17
10- 4-87*	L	27-31
12-13-87	W	20-10
11-13-88*	L	20-23
12-18-88	L	10-21
10-15-89	W	17-16
12-17-89*	W	33- 7

LIONS vs. WASHINGTON (3-19-0)

DATE	W-L-T	SCORE
10-16-38*	L	5- 7
11-26-39	L	7-31
10-27-40*	L	14-20
11-29-42*	L	3-15
11-14-43	L	20-42
10- 6-46	L	16-17
11-16-47*	W	36-21
11-14-48	L	21-46
9-30-51*	W	35-17
11-11-56	L	17-18
10- 3-65*	W	14-10
12-15-68	L	3-14
10-11-70	L	10-31
11-22-73*	L	0-20
10-17-76	L	7-20
10- 8-78*	L	19-21
9- 9-79*	L	24-27
11- 8-81	L	31-33
10-23-83	L	17-38
11-11-84	L	14-28
10-13-85	L	3-24
11-15-87	L	13-20

(*indicates home games)

ALL-TIME NFL STANDINGS

(Since 1934 When Lions Entered League)

1934

Western Division				Eastern Division					
	W	L	T	Pct.		W	L	T	Pct.
Chicago Bears	13	0	0	1.000	New York	8	5	0	.615
DETROIT	10	3	0	.769	Boston	6	6	0	.500
Green Bay	7	6	0	.538	Brooklyn	4	7	0	.363
Chicago Cardinals	5	6	0	.454	Philadelphia	4	7	0	.363
St. Louis	1	10	0	.090	Pittsburgh	2	10	0	.166

New York defeated Bears, 30-13, for World's Championship.

1935

Western Division				Eastern Division					
	W	L	T	Pct.		W	L	T	Pct.
DETROIT	7	3	2	.700	New York	9	3	0	.750
Green Bay	8	4	0	.666	Brooklyn	5	6	1	.454
Chicago Cardinals	6	4	2	.600	Pittsburgh	4	8	0	.333
Chicago Bears	6	4	2	.600	Boston*	2	8	1	.200
					Philadelphia*	2	9	0	.181

DETROIT defeated New York, 26-7 for World's Championship.

*One game canceled.

1936

Western Division				Eastern Division					
	W	L	T	Pct.		W	L	T	Pct.
Green Bay	10	1	1	.909	Boston	7	5	0	.714
Chicago Bears	9	3	0	.750	Pittsburgh	6	6	0	.500
DETROIT	8	4	0	.666	New York	3	8	1	.272
Chicago Cardinals	3	8	1	.272	Philadelphia	1	11	0	.084

Green Bay defeated Boston, 21-6, for World's Championship.

1937

Western Division				Eastern Division					
	W	L	T	Pct.		W	L	T	Pct.
Chicago Bears	9	1	1	.900	Washington	8	3	0	.727
Green Bay	7	4	0	.636	New York	6	3	2	.667
DETROIT	7	4	0	.636	Pittsburgh	4	7	0	.364
Chicago Cardinals	5	5	1	.500	Brooklyn	3	7	1	.300
Cleveland	1	10	0	.091	Philadelphia	2	8	1	.200

Washington defeated Bears, 28-21, for World's Championship.

1938

Western Division				Eastern Division					
	W	L	T	Pct.		W	L	T	Pct.
Green Bay	8	3	0	.727	New York	8	2	1	.800
DETROIT	7	4	0	.636	Washington	6	3	2	.666
Chicago Bears	6	5	0	.545	Brooklyn	4	4	3	.500
Cleveland	4	7	0	.364	Philadelphia	5	6	0	.455
Chicago Cardinals	2	9	0	.182	Pittsburgh	2	9	0	.182

New York defeated Green Bay, 23-17, for World's Championship.

1939

Western Division				Eastern Division					
	W	L	T	Pct.		W	L	T	Pct.
Green Bay	9	2	0	.818	New York	9	1	1	.900
Chicago Bears	8	3	0	.727	Washington	8	2	1	.800
DETROIT	6	5	0	.545	Brooklyn	4	6	1	.400
Cleveland	5	5	1	.500	Philadelphia	1	9	1	.100
Chicago Cardinals	1	10	0	.091	Pittsburgh	1	9	1	.100

Green Bay defeated New York, 27-0, for World's Championship.

1940

Western Division				Eastern Division					
	W	L	T	Pct.		W	L	T	Pct.
Chicago Bears	8	3	0	.727	Washington	9	2	0	.818
Green Bay	6	4	1	.600	Brooklyn	8	3	0	.727
DETROIT	5	5	1	.500	New York	6	4	1	.600
Cleveland	4	6	1	.400	Pittsburgh	2	7	2	.222
Chicago Cardinals	2	7	2	.222	Philadelphia	1	10	0	.100

Bears defeated Washington, 73-0, for World's Championship.

1941

Western Division					Eastern Division				
	W	L	T	Pct.		W	L	T	Pct.
Chicago Bears*	10	1	0	.909	New York	8	3	0	.727
Green Bay	10	1	0	.909	Brooklyn	7	4	0	.636
DETROIT	4	6	1	.400	Washington	6	5	0	.545
Chicago Cardinals	3	7	1	.300	Philadelphia	2	8	1	.200
Cleveland	2	9	0	.182	Pittsburgh	1	9	1	.100

*Bears defeated Green Bay, 33-14, in divisional playoff.
 Bears defeated New York, 37-9, for World's Championship.

1942

Western Division					Eastern Division				
	W	L	T	Pct.		W	L	T	Pct.
Chicago Bears	11	0	0	1.000	Washington	10	1	0	.909
Green Bay	8	2	1	.800	Pittsburgh	7	4	0	.636
Cleveland	5	6	0	.455	New York	5	5	1	.500
Chicago Cardinals	3	8	0	.273	Brooklyn	3	8	0	.273
DETROIT	0	11	0	.000	Philadelphia	2	9	0	.182

Washington defeated Bears, 14-6, for World's Championship.

1943

Western Division					Eastern Division				
	W	L	T	Pct.		W	L	T	Pct.
Chicago Bears	8	1	1	.899	Washington*	6	3	1	.667
Green Bay	7	2	1	.778	New York	6	3	1	.667
DETROIT	3	6	1	.333	Phil.-Pitt.	5	4	1	.555
Chicago Cardinals	0	10	0	.000	Brooklyn	2	8	0	.200

*Washington defeated New York, 28-0, in divisional playoff.
 Bears defeated Washington, 41-21, for World's Championship.

1944

Western Division					Eastern Division				
	W	L	T	Pct.		W	L	T	Pct.
Green Bay	8	2	0	.800	New York	8	1	1	.889
Chicago Bears	6	3	1	.667	Philadelphia	7	1	2	.875
DETROIT	6	3	1	.667	Washington	6	3	1	.667
Cleveland	4	6	1	.400	Boston	2	8	0	.200
Card.-Pittsburgh	0	10	0	.000	Brooklyn	0	10	0	.000

Green Bay defeated New York, 14-7, for World's Championship.

1945

Western Division					Eastern Division				
	W	L	T	Pct.		W	L	T	Pct.
Cleveland	9	1	0	.900	Washington	8	2	0	.800
DETROIT	7	3	0	.700	Philadelphia	7	3	0	.700
Green Bay	6	4	0	.600	New York	3	6	1	.333
Chicago Bears	3	7	0	.300	Yanks	3	6	1	.333
Chicago Cardinals	1	9	0	.100	Pittsburgh	2	8	0	.200

Cleveland defeated Washington, 15-14, for World's Championship.

1946

Western Division					Eastern Division				
	W	L	T	Pct.		W	L	T	Pct.
Chicago Bears	8	2	1	.800	New York	7	3	1	.700
Los Angeles	6	4	1	.600	Philadelphia	6	5	0	.545
Green Bay	6	5	0	.545	Washington	5	5	1	.500
Chicago Cardinals	6	5	0	.545	Pittsburgh	5	5	1	.500
DETROIT	1	10	0	.091	Boston	2	8	1	.200

Chicago Bears defeated New York, 24-14, for World's Championship.

1947

Western Division					Eastern Division				
	W	L	T	Pct.		W	L	T	Pct.
Chicago Cardinals	9	3	0	.750	Philadelphia*	8	4	0	.667
Chicago Bears	8	4	0	.667	Pittsburgh	8	4	0	.667
Green Bay	6	5	1	.545	Boston	4	7	1	.364
Los Angeles	6	6	0	.500	Washington	4	8	0	.333
DETROIT	3	8	0	.250	New York	2	8	2	.200

*Philadelphia defeated Pittsburgh, 21-0, in divisional playoff.
 Chicago Cardinals defeated Philadelphia, 28-21, for World's Championship.

continued

1948

Western Division					Eastern Division				
	W	L	T	Pct.		W	L	T	Pct.
Chicago Cardinals	11	1	0	.917	Philadelphia	9	2	1	.818
Chicago Bears	10	2	0	.833	Washington	7	5	0	.583
Los Angeles	6	5	1	.545	New York	4	8	0	.333
Green Bay	3	9	0	.250	Pittsburgh	4	8	0	.333
DETROIT	2	10	0	.167	Boston	3	9	0	.250

Philadelphia defeated Cardinals, 7-0, for World's Championship.

1949

Western Division					Eastern Division				
Los Angeles	8	2	2	.800	Philadelphia	11	1	0	.917
Chicago Bears	9	3	0	.750	Pittsburgh	6	5	1	.545
Chicago Cardinals	6	5	1	.545	New York Giants	6	6	0	.500
DETROIT	4	8	0	.333	Washington	4	7	1	.364
Green Bay	2	10	0	.167	New York Bulldogs	1	10	1	.091

Philadelphia defeated Los Angeles, 14-0, for World's Championship.

1950

National Conference					American Conference				
Los Angeles	9	3	0	.750	Cleveland	10	2	0	.833
Chicago Bears	9	3	0	.750	New York Giants	10	2	0	.833
New York Yanks	7	5	0	.583	Philadelphia	6	6	0	.500
DETROIT	6	6	0	.500	Pittsburgh	6	6	0	.500
Green Bay	3	9	0	.250	Chicago Cardinals	5	7	0	.417
San Francisco	3	9	0	.250	Washington	3	9	0	.250
Baltimore	1	11	0	.083					

Cleveland defeated Los Angeles, 30-28, for World's Championship.

1951

National Conference					American Conference				
Los Angeles	8	4	0	.667	Cleveland	11	1	0	.917
DETROIT	7	4	1	.636	New York Giants	9	2	1	.818
San Francisco	7	4	1	.636	Washington	5	7	0	.417
Chicago Bears	7	5	0	.583	Pittsburgh	4	7	1	.364
Green Bay	3	9	0	.250	Philadelphia	4	8	0	.333
New York Yanks	1	9	2	.100	Chicago Cardinals	3	9	0	.250

Los Angeles defeated Cleveland, 24-17, for World's Championship.

1952

National Conference					American Conference				
DETROIT	9	3	0	.750	Cleveland	8	4	0	.667
Los Angeles	9	3	0	.750	Philadelphia	7	5	0	.583
San Francisco	7	5	0	.583	New York	7	5	0	.583
Green Bay	6	6	0	.500	Pittsburgh	5	7	0	.417
Chicago Bears	5	7	0	.417	Chicago Cardinals	4	8	0	.333
Dallas	1	11	0	.083	Washington	4	8	0	.333

*DETROIT defeated Los Angeles, 31-21, in divisional playoff.
DETROIT defeated Cleveland, 17-7, for World's Championship.

1953

Western Division					Eastern Division				
DETROIT	10	2	0	.833	Cleveland	11	1	0	.917
San Francisco	9	3	0	.750	Philadelphia	7	4	1	.636
Los Angeles	8	3	1	.727	Washington	6	5	1	.545
Chicago Bears	3	8	1	.273	Pittsburgh	6	6	0	.500
Baltimore	3	9	0	.250	New York	3	9	0	.250
Green Bay	2	9	1	.182	Chicago Cardinals	1	10	1	.091

DETROIT defeated Cleveland, 17-16, for World's Championship.

1954

Western Division				Eastern Division					
	W	L	T	Pct.		W	L	T	Pct.
DETROIT	9	2	1	.818	Cleveland	9	3	0	.750
Chicago Bears	8	4	0	.667	Philadelphia	7	4	1	.636
San Francisco	7	4	1	.636	New York	7	5	0	.583
Los Angeles	6	5	1	.545	Pittsburgh	5	7	0	.417
Green Bay	4	8	0	.333	Washington	3	9	0	.250
Baltimore	3	9	0	.250	Chicago Cardinals	2	10	0	.167

Cleveland defeated DETROIT, 56-10, for World's Championship.

1955

Western Division				Eastern Division					
	W	L	T	Pct.		W	L	T	Pct.
Los Angeles	8	3	1	.727	Cleveland	9	2	1	.818
Chicago Bears	8	4	0	.667	Washington	8	4	0	.667
Green Bay	6	6	0	.500	New York	6	5	1	.545
Baltimore	5	6	1	.455	Philadelphia	4	7	1	.364
San Francisco	4	8	0	.333	Chicago Cardinals	4	7	1	.364
DETROIT	3	9	0	.250	Pittsburgh	4	8	0	.333

Cleveland defeated Los Angeles, 38-14, for World's Championship.

1956

Western Division				Eastern Division					
	W	L	T	Pct.		W	L	T	Pct.
Chicago Bears	9	2	1	.818	New York	8	3	1	.727
DETROIT	9	3	0	.750	Chicago Cardinals	7	5	0	.583
San Francisco	5	6	1	.455	Washington	6	6	0	.500
Baltimore	5	7	0	.417	Cleveland	5	7	0	.417
Green Bay	4	8	0	.333	Pittsburgh	5	7	0	.417
Los Angeles	4	8	0	.333	Philadelphia	3	8	1	.273

New York Giants defeated Chicago Bears, 47-7, for World's Championship.

1957

Western Division				Eastern Division					
	W	L	T	Pct.		W	L	T	Pct.
DETROIT*	8	4	0	.667	Cleveland	9	2	1	.818
San Francisco	8	4	0	.667	New York	7	5	0	.583
Baltimore	7	5	0	.583	Pittsburgh	6	6	0	.500
Los Angeles	6	6	0	.500	Washington	5	6	1	.455
Chicago Bears	5	7	0	.417	Philadelphia	4	8	0	.333
Green Bay	3	9	0	.250	Chicago Cardinals	3	9	0	.250

*DETROIT defeated San Francisco, 31-27, in divisional playoff.

DETROIT defeated Cleveland, 59-14, for World's Championship.

1958

Western Division				Eastern Division					
	W	L	T	Pct.		W	L	T	Pct.
Baltimore	9	3	0	.750	Cleveland*	9	3	0	.750
Chicago Bears	8	4	0	.667	New York	9	3	0	.750
Los Angeles	8	4	0	.667	Pittsburgh	7	4	1	.636
San Francisco	6	6	0	.500	Washington	4	7	1	.364
DETROIT	4	7	1	.364	Chicago Cardinals	2	9	1	.182
Green Bay	1	10	1	.091	Philadelphia	2	9	1	.182

*New York Giants defeated Cleveland, 10-0, in divisional playoff.

Baltimore defeated New York, 23-17, for World's Championship. (Sudden Death 8:15)

1959

Western Division				Eastern Division					
	W	L	T	Pct.		W	L	T	Pct.
Baltimore	9	3	0	.750	New York	10	2	0	.833
Chicago Bears	8	4	0	.667	Cleveland	7	5	0	.583
Green Bay	7	5	0	.583	Philadelphia	7	5	0	.583
San Francisco	7	5	0	.583	Pittsburgh	6	5	1	.545
DETROIT	3	8	1	.213	Washington	3	9	0	.250
Los Angeles	2	10	0	.167	Chicago Cardinals	2	10	0	.167

Baltimore defeated New York, 31-16, for World's Championship.

continued

1960

Western Division				Eastern Division					
	W	L	T	Pct.		W	L	T	Pct.
Green Bay	8	4	0	.667	Philadelphia	10	2	0	.833
DETROIT	7	5	0	.583	Cleveland	8	3	1	.727
San Francisco	7	5	0	.583	New York	6	4	2	.600
Baltimore	6	6	0	.500	St. Louis	6	5	1	.545
Chicago	5	6	1	.454	Pittsburgh	5	6	1	.454
Los Angeles	4	7	1	.363	Washington	1	9	2	.100
Dallas	0	11	1	.000					

Philadelphia defeated Green Bay, 17-13, for World's Championship.

1961

Western Division				Eastern Division					
	W	L	T	Pct.		W	L	T	Pct.
Green Bay	11	3	0	.786	New York	10	3	1	.769
DETROIT	8	5	1	.615	Philadelphia	10	4	0	.714
Baltimore	8	6	0	.571	Cleveland	8	5	1	.615
Chicago	8	6	0	.571	St. Louis	7	7	0	.500
San Francisco	7	6	1	.538	Pittsburgh	6	8	0	.429
Los Angeles	4	10	0	.286	Dallas	4	9	1	.308
Minnesota	3	11	0	.214	Washington	1	12	1	.077

Green Bay defeated New York, 37-0, for World's Championship.

1962

Western Division				Eastern Division					
	W	L	T	Pct.		W	L	T	Pct.
Green Bay	13	1	0	.929	New York	12	2	0	.857
DETROIT	11	3	0	.786	Pittsburgh	9	5	0	.643
Chicago	9	5	0	.643	Cleveland	7	6	1	.538
Baltimore	7	7	0	.500	Washington	5	7	2	.417
San Francisco	6	8	0	.429	Dallas	5	8	1	.385
Minnesota	2	11	1	.154	St. Louis	4	9	1	.308
Los Angeles	1	12	1	.077	Philadelphia	3	10	1	.231

Green Bay defeated New York, 16-7, for World's Championship.

1963

Western Division				Eastern Division					
	W	L	T	Pct.		W	L	T	Pct.
Chicago	11	1	2	.917	New York	11	3	0	.786
Green Bay	11	2	1	.846	Cleveland	10	4	0	.714
Baltimore	8	6	0	.571	St. Louis	9	5	0	.643
DETROIT	5	8	1	.385	Pittsburgh	7	4	3	.636
Minnesota	5	8	1	.385	Dallas	4	10	0	.286
Los Angeles	5	9	0	.357	Washington	3	11	0	.214
San Francisco	2	12	0	.143	Philadelphia	2	10	2	.167

Chicago defeated New York, 14-10, for World's Championship.

1964

Western Division				Eastern Division					
	W	L	T	Pct.		W	L	T	Pct.
Baltimore	12	2	0	.857	Cleveland	10	3	1	.769
Green Bay	8	5	1	.615	St. Louis	9	3	2	.750
Minnesota	8	5	1	.615	Philadelphia	6	8	0	.429
DETROIT	7	5	2	.583	Washington	6	8	0	.429
Los Angeles	5	7	2	.417	Dallas	5	8	1	.385
Chicago	5	9	0	.357	Pittsburgh	5	9	0	.357
San Francisco	4	10	0	.286	New York	2	10	2	.166

Cleveland defeated Baltimore, 27-0, for World's Championship.

1965

Western Division				Eastern Division					
	W	L	T	Pct.		W	L	T	Pct.
Green Bay*	10	3	1	.769	Cleveland	11	3	0	.786
Baltimore	10	3	1	.769	Dallas	7	7	0	.500
Chicago	9	5	0	.643	New York	7	7	0	.500
San Francisco	7	6	1	.538	Washington	6	8	0	.429
Minnesota	7	7	0	.500	Philadelphia	5	9	0	.357
DETROIT	6	7	1	.462	St. Louis	5	9	0	.367
Los Angeles	4	10	1	.286	Pittsburgh	2	12	0	.143

*Green Bay defeated Baltimore, 13-10, in playoff (overtime).

Green Bay defeated Cleveland, 23-12, for World's Championship.

1966

Western Division				Eastern Division					
	W	L	T	Pct.		W	L	T	Pct.
Green Bay	12	2	0	.857	Dallas	10	3	1	.769
Baltimore	9	5	0	.643	Cleveland	9	5	0	.643
Los Angeles	8	6	0	.571	Philadelphia	9	5	0	.643
San Francisco	6	6	2	.500	St. Louis	8	5	1	.615
Chicago	5	7	2	.417	Washington	7	7	0	.500
DETROIT	4	9	1	.308	Pittsburgh	5	8	1	.385
Minnesota	4	9	1	.308	Atlanta	3	11	0	.214
					New York	1	12	1	.017

Green Bay defeated Dallas, 34-27, for NFL Championship.
Green Bay defeated Kansas City (AFL), 35-10, in Super Bowl I.

1967

WESTERN CONFERENCE				EASTERN CONFERENCE					
Central Division				Capital Division					
Green Bay	9	4	1	.692	Dallas	9	5	0	.643
Chicago	7	6	1	.538	Philadelphia	6	7	1	.462
DETROIT	5	7	2	.417	Washington	5	6	3	.455
Minnesota	3	8	3	.273	New Orleans	3	11	0	.214
Coastal Division				Century Division					
Los Angeles	11	1	2	.917	Cleveland	9	5	0	.643
Baltimore	11	1	2	.917	New York	7	7	0	.500
San Francisco	7	7	0	.500	St. Louis	6	7	1	.462
Atlanta	1	12	1	.077	Pittsburgh	4	9	1	.308

Green Bay defeated Los Angeles, 28-7, for Western title.
Dallas defeated Cleveland, 52-14, for Eastern title.
Green Bay defeated Dallas, 21-17, for NFL Championship.
Green Bay defeated Oakland (AFL), 33-14, in Super Bowl II.

1968

WESTERN CONFERENCE				EASTERN CONFERENCE					
Central Division				Capital Division					
Minnesota	8	6	0	.571	Dallas	12	2	0	.857
Chicago	7	7	0	.500	New York	7	7	0	.500
Green Bay	6	7	1	.462	Washington	5	9	0	.357
DETROIT	4	8	2	.333	Philadelphia	2	12	0	.143
Coastal Division				Century Division					
Baltimore	13	1	0	.929	Cleveland	10	4	0	.714
Los Angeles	10	3	1	.769	St. Louis	9	4	1	.692
San Francisco	2	12	0	.143	New Orleans	4	9	1	.308
Atlanta	2	12	0	.143	Pittsburgh	2	11	1	.154

Baltimore defeated Minnesota, 24-14, for Western title.
Cleveland defeated Dallas, 31-20, for Eastern title.
Baltimore defeated Cleveland, 34-0, for NFL Championship.
New York (AFL) defeated Baltimore, 16-7, in Super Bowl III.

1969

WESTERN CONFERENCE				EASTERN CONFERENCE					
Central Division				Capital Division					
Minnesota	12	2	0	.857	Dallas	11	2	1	.846
DETROIT	9	4	1	.692	Washington	7	5	2	.583
Green Bay	8	6	0	.571	New Orleans	5	9	0	.357
Chicago	1	13	0	.071	Philadelphia	4	9	1	.308
Coastal Division				Century Division					
Los Angeles	11	3	0	.785	Cleveland	10	3	1	.769
Baltimore	8	5	1	.615	New York	6	8	0	.429
Atlanta	6	8	0	.429	St. Louis	4	9	1	.308
San Francisco	4	8	2	.333	Pittsburgh	1	13	0	.071

Minnesota defeated Los Angeles, 23-20, for Western title.
Cleveland defeated Dallas, 38-14, for Eastern title.
Minnesota defeated Cleveland, 27-7, for NFL championship.
Kansas City (AFL) defeated Minnesota, 23-7, in Super Bowl IV.

1970

NATIONAL CONFERENCE

Central Division				
	W	L	T	Pct.
Minnesota	12	2	0	.857
DETROIT	10	4	0	.714
Chicago	6	8	0	.429
Green Bay	6	8	0	.429
Eastern Division				
Dallas	10	4	0	.714
New York Giants	9	5	0	.643
St. Louis	8	5	1	.615
Washington	6	8	0	.429
Philadelphia	3	10	1	.231
Western Division				
San Francisco	10	3	1	.769
Los Angeles	9	4	1	.692
Atlanta	4	8	2	.333
New Orleans	2	11	1	.154

Dallas defeated DETROIT, 5-0, and San Francisco defeated Minnesota, 17-14, in National Conference playoffs. Dallas defeated San Francisco, 17-10 for National Conference title.

AMERICAN CONFERENCE

Central Division				
	W	L	T	Pct.
Cincinnati	8	6	0	.571
Cleveland	7	7	0	.500
Pittsburgh	5	9	0	.357
Houston	3	10	1	.231
Eastern Division				
Baltimore	11	2	1	.846
Miami	10	4	0	.714
New York Jets	4	10	0	.286
Buffalo	3	10	1	.231
Boston	2	12	0	.143
Western Division				
Oakland	8	4	2	.667
Kansas City	7	5	2	.583
San Diego	5	6	3	.455
Denver	5	8	1	.357

Baltimore defeated Cincinnati, 17-0, and Oakland defeated Miami, 21-14, in American Conference playoffs. Baltimore defeated Oakland, 27-17, for American Conference title.

Baltimore defeated Dallas, 16-13, for NFL title in Super Bowl V.

1971

NATIONAL CONFERENCE

Central Division				
	W	L	T	Pct.
Minnesota	11	3	0	.786
DETROIT	7	6	1	.583
Chicago	6	8	0	.429
Green Bay	4	8	2	.333
Eastern Division				
Dallas	11	3	0	.786
Washington	9	4	1	.692
Philadelphia	6	7	1	.462
St. Louis	4	9	1	.308
New York Giants	4	10	0	.286
Western Division				
San Francisco	9	5	0	.643
Los Angeles	8	5	1	.615
Atlanta	7	6	1	.538
New Orleans	4	8	2	.333

Dallas defeated Minnesota, 20-12, and San Francisco defeated Washington, 24-20, in National Conference playoffs. Dallas defeated San Francisco, 14-3, for National Conference title.

AMERICAN CONFERENCE

Central Division				
	W	L	T	Pct.
Cleveland	9	5	0	.643
Pittsburgh	6	8	0	.429
Houston	4	9	1	.308
Cincinnati	4	10	0	.286
Eastern Division				
Miami	10	3	1	.769
Baltimore	10	4	0	.714
New England	6	8	0	.429
New York Jets	5	8	0	.429
Buffalo	1	13	0	.071
Western Division				
Kansas City	10	3	1	.769
Oakland	8	4	2	.667
San Diego	6	8	0	.429
Denver	4	9	1	.308

Miami defeated Kansas City, 27-24, and Baltimore defeated Cleveland, 20-3, in American Conference playoffs. Miami defeated Baltimore, 21-0 for American Conference title.

Dallas defeated Miami, 24-3, for NFL title in Super Bowl VI.

1972

NATIONAL CONFERENCE

AMERICAN CONFERENCE

Central Division				
	W	L	T	Pct.
Green Bay	10	4	0	.714
DETROIT	8	5	1	.607
Minnesota	7	7	0	.500
Chicago	4	9	1	.321
Eastern Division				
Washington	11	3	0	.786
Dallas	10	4	0	.714
New York Giants	8	6	0	.571
St. Louis	4	9	1	.321
Philadelphia	2	11	1	.179
Western Division				
San Francisco	8	5	1	.607
Atlanta	6	7	0	.500
Los Angeles	6	7	1	.464
New Orleans	2	11	1	.179

Central Division				
	W	L	T	Pct.
Pittsburgh	11	3	0	.786
Cleveland	10	4	0	.714
Cincinnati	8	6	0	.571
Houston	1	13	0	.071
Eastern Division				
Miami	14	0	0	1.000
New York Jets	7	7	0	.500
Baltimore	5	9	0	.429
Buffalo	4	9	1	.321
New England	3	11	0	.214
Western Division				
Oakland	10	3	1	.750
Kansas City	8	6	0	.571
Denver	5	9	0	.429
San Diego	4	9	1	.321

Dallas defeated San Francisco, 30-28, and Washington defeated Green Bay, 16-3, in National Conference playoffs. Washington defeated Dallas, 26-3, for National Conference title.

Miami defeated Cleveland, 20-14, and Pittsburgh defeated Oakland, 13-7, in American Conference playoffs. Miami defeated Pittsburgh, 21-17, for American Conference title.

Miami defeated Washington, 14-7, for NFL title in Super Bowl VII.

1973

NATIONAL CONFERENCE

AMERICAN CONFERENCE

Central Division				
	W	L	T	Pct.
Minnesota	12	2	0	.857
DETROIT	6	7	1	.464
Green Bay	5	7	2	.429
Chicago	3	11	0	.214
Eastern Division				
Dallas	10	4	0	.714
Washington	10	4	0	.714
Philadelphia	5	8	1	.393
St. Louis	4	9	1	.321
New York Giants	2	11	1	.179
Western Division				
Los Angeles	12	2	0	.857
Atlanta	9	5	0	.643
New Orleans	5	9	0	.357
San Francisco	5	9	0	.357

Central Division				
	W	L	T	Pct.
Cincinnati	10	4	0	.714
Pittsburgh	10	4	0	.714
Cleveland	7	5	2	.571
Houston	1	13	0	.071
Eastern Division				
Miami	12	0	0	.857
Buffalo	9	5	0	.643
New England	5	9	0	.357
Baltimore	4	10	0	.286
New York Jets	4	10	0	.286
Western Division				
Oakland	9	4	1	.679
Denver	7	5	2	.571
Kansas City	7	5	2	.571
San Diego	2	11	1	.179

Minnesota defeated Washington, 27-20, and Dallas defeated Los Angeles, 27-16, in National Conference playoffs. Minnesota defeated Dallas, 27-10, for National Conference title.

Miami defeated Cincinnati 34-16, and Oakland defeated Pittsburgh, 33-14, in American Conference playoffs. Miami defeated Oakland, 27-10, for American Conference title.

Miami defeated Minnesota, 24-7, for NFL title in Super Bowl VIII.

continued

1974

NATIONAL CONFERENCE

Central Division

	W	L	T	Pct.
Minnesota	10	4	0	.714
DETROIT	7	7	0	.500
Green Bay	6	8	0	.429
Chicago	4	10	0	.286

Eastern Division

St. Louis	10	4	0	.714
Washington	10	4	0	.714
Dallas	8	6	0	.571
Philadelphia	7	7	0	.500
New York Giants	2	12	0	.143

Western Division

Los Angeles	10	4	0	.714
San Francisco	6	8	0	.429
New Orleans	5	9	0	.357
Atlanta	3	11	0	.214

Minnesota defeated St. Louis, 30-14, and Los Angeles defeated Washington, 19-10, in National Conference playoffs. Minnesota defeated Los Angeles, 14-10, for National Conference title.

AMERICAN CONFERENCE

Central Division

	W	L	T	Pct.
Pittsburgh	10	3	1	.750
Cincinnati	7	7	0	.500
Houston	7	7	0	.500
Cleveland	4	10	0	.286

Eastern Division

Miami	11	3	0	.786
Buffalo	9	5	0	.643
New England	7	7	0	.500
New York Jets	7	7	0	.500
Baltimore	2	12	0	.143

Western Division

Oakland	12	2	0	.857
Denver	7	6	1	.536
Kansas City	5	9	0	.357
San Diego	5	9	0	.357

Pittsburgh defeated Buffalo, 32-14, and Oakland defeated Miami, 28-26, in American Conference playoffs. Pittsburgh defeated Oakland, 24-13, for American Conference title.

Pittsburgh defeated Minnesota, 16-6, for NFL title in Super Bowl IX.

1975

NATIONAL CONFERENCE

Central Division

	W	L	T	Pct.
Minnesota	12	2	0	.857
DETROIT	7	7	0	.500
Chicago	4	10	0	.286
Green Bay	4	10	0	.286

Eastern Division

St. Louis	11	3	0	.786
Dallas	10	4	0	.714
Washington	8	6	0	.571
New York Giants	5	9	0	.357
Philadelphia	4	10	0	.286

Western Division

Los Angeles	12	2	0	.857
San Francisco	5	9	0	.357
Atlanta	4	10	0	.286
New Orleans	2	12	0	.143

Dallas defeated Minnesota, 17-14, and Los Angeles defeated St. Louis, 35-23, in National Conference playoffs. Dallas defeated Los Angeles, 37-7, for National Conference title.

AMERICAN CONFERENCE

Central Division

	W	L	T	Pct.
Pittsburgh	12	2	0	.857
Cincinnati	11	3	0	.786
Houston	10	4	0	.714
Cleveland	3	11	0	.214

Eastern Division

Baltimore	10	4	0	.714
Miami	10	4	0	.714
Buffalo	8	6	0	.571
New England	3	11	0	.214
New York Jets	3	11	0	.214

Western Division

Oakland	11	3	0	.786
Denver	6	8	0	.429
Kansas City	5	9	0	.357
San Diego	2	12	0	.143

Pittsburgh defeated Baltimore, 28-10, and Oakland defeated Cincinnati, 31-28, in American Conference playoffs. Pittsburgh defeated Oakland, 16-10, for American Conference title.

Pittsburgh defeated Dallas, 21-17, for NFL title in Super Bowl X.

1976

NATIONAL CONFERENCE

Central Division

	W	L	T	Pct.
Minnesota	11	2	1	.821
Chicago	7	7	0	.500
DETROIT	6	8	0	.429
Green Bay	5	9	0	.286

Eastern Division

Dallas	11	3	0	.786
Washington	10	4	0	.714
St. Louis	10	4	0	.714
Philadelphia	4	10	0	.286
New York Giants	3	11	0	.214

Western Division

Los Angeles	10	3	1	.750
San Francisco	8	6	0	.571
Atlanta	4	10	0	.286
New Orleans	4	10	0	.286
Seattle	2	12	0	.143

Minnesota defeated Washington, 35-20, and Los Angeles defeated Dallas, 14-12, in National Conference playoffs. Minnesota defeated Los Angeles, 24-13, for National Conference title.

AMERICAN CONFERENCE

Central Division

	W	L	T	Pct.
Pittsburgh	10	4	0	.714
Cincinnati	10	4	0	.714
Cleveland	9	5	0	.643
Houston	5	9	0	.357

Eastern Division

Baltimore	11	3	0	.786
New England	11	3	0	.786
Miami	6	8	0	.429
New York Jets	3	11	0	.214
Buffalo	2	12	0	.143

Western Division

Oakland	13	1	0	.929
Denver	9	5	0	.643
San Diego	6	8	0	.429
Kansas City	5	9	0	.357
Tampa Bay	0	14	0	.000

Oakland defeated New England, 24-21, and Pittsburgh defeated Baltimore, 40-14, in American Conference playoffs. Oakland defeated Pittsburgh, 24-7, for American Conference title.

Oakland defeated Minnesota, 32-14, for NFL title in Super Bowl XI.

1977

NATIONAL CONFERENCE

Central Division

	W	L	T	Pct.
Minnesota	9	5	0	.643
Chicago	9	5	0	.643
DETROIT	6	8	0	.429
Green Bay	4	10	0	.286
Tampa Bay	2	12	0	.143

Eastern Division

Dallas	12	2	0	.857
Washington	9	5	0	.643
St. Louis	7	7	0	.500
Philadelphia	5	9	0	.357
New York Giants	5	9	0	.357

Western Division

Los Angeles	10	4	0	.714
Atlanta	7	7	0	.500
San Francisco	5	9	0	.357
New Orleans	3	11	0	.214

Dallas defeated Chicago, 37-7, and Minnesota defeated Los Angeles, 14-7, in National Conference playoffs. Dallas defeated Minnesota, 23-6, for National Conference title.

AMERICAN CONFERENCE

Central Division

	W	L	T	Pct.
Pittsburgh	9	5	0	.643
Houston	8	6	0	.571
Cincinnati	8	6	0	.571
Cleveland	6	8	0	.429

Eastern Division

Baltimore	10	4	0	.714
Miami	10	4	0	.714
New England	9	5	0	.643
New York Jets	3	11	0	.214
Buffalo	3	11	0	.214

Western Division

Denver	12	2	0	.857
Oakland	11	3	0	.786
San Diego	7	7	0	.500
Seattle	5	9	0	.357
Kansas City	2	12	0	.143

Denver defeated Pittsburgh, 34-21, and Oakland defeated Baltimore, 37-31, in American Conference playoffs. Denver defeated Oakland, 20-17, for American Conference title.

Dallas defeated Denver, 27-10, for NFL title in Super Bowl XII.

continued

1978

NATIONAL CONFERENCE

Central Division

	W	L	T	Pct.
Minnesota	8	7	1	.531
Green Bay	8	7	1	.531
DETROIT	7	9	0	.438
Chicago	7	9	0	.438
Tampa Bay	5	11	0	.313

Eastern Division

Dallas	12	4	0	.750
Philadelphia	9	7	0	.563
Washington	8	8	0	.500
St. Louis	6	10	0	.375
New York Giants	6	10	0	.375

Western Division

Los Angeles	12	4	0	.750
Atlanta	9	7	0	.563
New Orleans	7	9	0	.438
San Francisco	2	14	0	.125

Atlanta defeated Philadelphia, 14-13, in National Conference wild card. Dallas defeated Atlanta, 27-20, and Los Angeles defeated Minnesota, 34-10, in National Conference playoffs. Dallas defeated Los Angeles, 28-0, for National Conference title.

AMERICAN CONFERENCE

Central Division

	W	L	T	Pct.
Pittsburgh	14	2	0	.875
Houston	10	6	0	.625
Cleveland	8	8	0	.500
Cincinnati	4	12	0	.250

Eastern Division

New England	11	5	0	.688
Miami	11	5	0	.688
New York Jets	8	8	0	.500
Buffalo	5	11	0	.313
Baltimore	5	11	0	.313

Western Division

Denver	10	6	0	.625
Oakland	9	7	0	.563
Seattle	9	7	0	.563
San Diego	9	7	0	.563
Kansas City	4	12	0	.250

Houston defeated Miami, 17-9, in American Conference wild card. Houston defeated New England, 14-13, and Pittsburgh defeated Denver, 33-10, in American Conference playoffs. Pittsburgh defeated Houston, 34-5, for American Conference title.

Pittsburgh defeated Dallas, 35-31, for NFL title in Super Bowl XIII.

1979

NATIONAL CONFERENCE

Central Division

	W	L	T	Pct.
Tampa Bay	10	6	0	.625
Chicago	10	6	0	.625
Minnesota	7	9	0	.438
Green Bay	5	11	0	.313
DETROIT	2	14	0	.125

Eastern Division

Dallas	11	5	0	.688
Philadelphia	11	5	0	.688
Washington	10	6	0	.625
New York Giants	6	10	0	.375
St. Louis	5	11	0	.313

Western Division

Los Angeles	9	7	0	.563
New Orleans	8	8	0	.500
Atlanta	6	10	0	.375
San Francisco	2	14	0	.125

Philadelphia defeated Chicago, 27-17, in National Conference wild card. Tampa Bay defeated Philadelphia, 24-17, and Los Angeles defeated Dallas, 21-19, in National Conference playoffs. Los Angeles defeated Tampa Bay, 9-0, for National Conference title.

AMERICAN CONFERENCE

Central Division

	W	L	T	Pct.
Pittsburgh	12	4	0	.750
Houston	11	5	0	.688
Cleveland	9	7	0	.563
Cincinnati	4	12	0	.250

Eastern Division

Miami	10	6	0	.625
New England	9	7	0	.688
New York Jets	8	8	0	.500
Buffalo	7	9	0	.438
Baltimore	5	11	0	.313

Western Division

San Diego	12	4	0	.750
Denver	10	6	0	.625
Seattle	9	7	0	.563
Oakland	9	7	0	.563
Kansas City	7	9	0	.438

Houston defeated Denver, 13-7, in American Conference wild card. Houston defeated San Diego, 17-14, and Pittsburgh defeated Miami, 34-14, in American Conference playoffs. Pittsburgh defeated Houston, 27-13, for American Conference title.

Pittsburgh defeated Los Angeles, 31-19, for NFL title in Super Bowl XIV.

1980

NATIONAL CONFERENCE

Central Division				
	W	L	T	Pct.
Minnesota	9	7	0	.563
DETROIT	9	7	0	.563
Chicago	7	9	0	.438
Tampa Bay	5	10	1	.344
Green Bay	5	10	1	.344

Eastern Division				
	W	L	T	Pct.
Philadelphia	12	4	0	.750
Dallas	12	4	0	.750
Washington	6	10	0	.375
St. Louis	5	11	0	.313
New York Giants	4	12	0	.250

Western Division				
	W	L	T	Pct.
Atlanta	12	4	0	.750
Los Angeles	11	5	0	.688
San Francisco	6	10	0	.375
New Orleans	1	15	0	.063

Dallas defeated Los Angeles, 24-13, in National Conference wild card. Philadelphia defeated Minnesota, 31-16, and Dallas defeated Atlanta, 30-27, in National Conference playoffs. Philadelphia defeated Dallas 20-7, for National Conference title.

Oakland defeated Philadelphia, 27-10, for NFL title in Super Bowl XV.

AMERICAN CONFERENCE

Central Division				
	W	L	T	Pct.
Cleveland	11	5	0	.688
Houston	11	5	0	.688
Pittsburgh	9	7	0	.563
Cincinnati	6	10	0	.375

Eastern Division				
	W	L	T	Pct.
Buffalo	11	5	0	.688
New England	10	6	0	.625
Miami	8	8	0	.500
Baltimore	7	9	0	.438
New York Jets	4	12	0	.250

Western Division				
	W	L	T	Pct.
San Diego	11	5	0	.688
Oakland	11	5	0	.688
Kansas City	8	8	0	.500
Denver	8	8	0	.500
Seattle	4	12	0	.250

Oakland defeated Houston, 27-7, in American Conference wild card. San Diego defeated Buffalo, 20-14, and Oakland defeated Cleveland, 14-12, in American Conference playoffs. Oakland defeated San Diego, 34-27, for American Conference title.

1981

NATIONAL CONFERENCE

Central Division				
	W	L	T	Pct.
Tampa Bay	9	7	0	.563
DETROIT	8	8	0	.500
Green Bay	8	8	0	.500
Minnesota	7	9	0	.438
Chicago	6	10	0	.375

Eastern Division				
	W	L	T	Pct.
Dallas	12	4	0	.750
Philadelphia	10	6	0	.625
New York Giants	9	7	0	.563
Washington	8	8	0	.500
St. Louis	7	9	0	.438

Western Division				
	W	L	T	Pct.
San Francisco	13	3	0	.813
Atlanta	7	9	0	.438
Los Angeles	6	10	0	.375
New Orleans	4	12	0	.250

New York Giants defeated Philadelphia, 27-21, in National Conference wild card. Dallas defeated Tampa Bay, 38-0, and San Francisco defeated New York, 38-24, in National Conference playoffs. San Francisco defeated Dallas, 28-27, for National Conference title.

San Francisco defeated Cincinnati, 26-21, for NFL title in Super Bowl XVI.

AMERICAN CONFERENCE

Central Division				
	W	L	T	Pct.
Cincinnati	12	4	0	.750
Pittsburgh	8	8	0	.500
Houston	7	9	0	.438
Cleveland	5	11	0	.313

Eastern Division				
	W	L	T	Pct.
Miami	11	4	1	.719
New York Jets	10	5	1	.656
Buffalo	10	6	0	.625
Baltimore	2	14	0	.125
New England	2	14	0	.125

Western Division				
	W	L	T	Pct.
San Diego	10	6	0	.625
Denver	10	6	0	.625
Kansas City	9	7	0	.563
Oakland	7	9	0	.438
Seattle	6	10	0	.375

Buffalo defeated New York Jets, 31-27, in American Conference wild card. San Diego defeated Miami, 41-38, and Cincinnati defeated Buffalo, 28-21, in American Conference playoffs. Cincinnati defeated San Diego, 27-7, for American Conference title.

continued

1982

NATIONAL CONFERENCE

Central Division

	W	L	T	Pct.
Green Bay	5	3	1	611
Minnesota	5	4	0	556
Tampa Bay	5	4	0	556
DETROIT	4	5	0	444
Chicago	3	6	0	333

Eastern Division

Washington	8	1	0	889
Dallas	6	3	0	667
St. Louis	5	4	0	556
New York Giants	4	5	0	444
Philadelphia	3	6	0	333

Western Division

Atlanta	5	4	0	556
New Orleans	4	5	0	444
San Francisco	3	6	0	333
Los Angeles Rams	2	7	0	222

Washington defeated DETROIT, 31-7. Green Bay defeated St. Louis, 41-16. Minnesota defeated Atlanta, 30-24, and Dallas defeated Tampa Bay 30-17 in NFC First Round Playoffs. Washington defeated Minnesota, 21-7, and Dallas defeated Green Bay, 37-26, in NFC Second Round Playoffs. Washington defeated Dallas, 31-17, for National Conference title.

AMERICAN CONFERENCE

Central Division

	W	L	T	Pct.
Cincinnati	7	2	0	778
Pittsburgh	6	3	0	667
Cleveland	4	5	0	444
Houston	1	8	0	111

Eastern Division

Miami	7	2	0	778
New York Jets	6	3	0	667
New England	5	4	0	556
Buffalo	4	5	0	444
Baltimore	0	8	1	056

Western Division

Los Angeles Raiders	8	1	0	889
San Diego	6	3	0	667
Seattle	4	5	0	444
Kansas City	3	6	0	333
Denver	2	7	0	222

Miami defeated New England, 28-13. Los Angeles Raiders defeated Cleveland, 27-10. New York Jets defeated Cincinnati, 44-17, and San Diego defeated Pittsburgh, 31-28, in AFC First Round Playoffs. New York Jets defeated Los Angeles Raiders, 17-14, and Miami defeated San Diego, 34-13, in AFC Second Round Playoffs. Miami defeated New York Jets, 14-0, for American Conference title.

Washington defeated Miami, 27-17, for NFL title in Super Bowl XVII.

1983

NATIONAL CONFERENCE

Central Division

	W	L	T	Pct.
DETROIT	9	7	0	563
Green Bay	8	8	0	500
Chicago	8	8	0	500
Minnesota	8	8	0	500
Tampa Bay	2	14	0	125

Eastern Division

Washington	14	2	0	875
Dallas	12	4	0	750
St. Louis	8	7	1	531
Philadelphia	5	11	0	313
New York Giants	3	12	1	219

Western Division

San Francisco	10	6	0	625
Los Angeles Rams	9	7	0	563
New Orleans	8	8	0	500
Atlanta	7	9	0	438

The Los Angeles Rams defeated Dallas, 24-17, in National Conference wild card. San Francisco defeated DETROIT, 24-23, and Washington defeated the Los Angeles Rams, 51-7 in National Conference playoffs. Washington defeated San Francisco, 24-17, for National Conference title.

Los Angeles Raiders defeated Washington, 38-9, for NFL title in Super Bowl XVIII.

AMERICAN CONFERENCE

Central Division

	W	L	T	Pct.
Pittsburgh	10	6	0	625
Cleveland	9	7	0	563
Cincinnati	7	9	0	438
Houston	2	14	0	125

Eastern Division

Miami	12	4	0	750
New England	8	8	0	500
Buffalo	8	8	0	500
Baltimore	7	9	0	438
New York Jets	7	9	0	438

Western Division

Los Angeles Raiders	12	4	0	750
Seattle	9	7	0	563
Denver	9	7	0	563
San Diego	6	10	0	375
Kansas City	6	10	0	375

Seattle defeated Denver, 31-7, in American Conference wild card. Seattle defeated Miami, 27-20, and the Los Angeles Raiders defeated Pittsburgh, 38-10, in American Conference playoffs. The Los Angeles Raiders defeated Seattle, 30-14, for American Conference title.

1984

NATIONAL CONFERENCE

Central Division

	W	L	T	Pct.	Pts.	OP
Chicago	10	6	0	.625	325	248
Green Bay	8	8	0	.500	390	309
Tampa Bay	6	10	0	.375	335	380
DETROIT	4	11	1	.281	283	408
Minnesota	3	13	0	.188	276	484

Eastern Division

	W	L	T	Pct.	Pts.	OP
Washington	11	5	0	.688	426	310
N.Y. Giants	9	7	0	.563	299	301
St. Louis	9	7	0	.563	423	345
Dallas	9	7	0	.563	308	308
Philadelphia	6	9	1	.406	278	320

Western Division

	W	L	T	Pct.	Pts.	OP
San Francisco	15	1	0	.938	475	227
L.A. Rams	10	6	0	.625	346	316
New Orleans	7	9	0	.438	298	361
Atlanta	4	12	0	.250	281	382

The N.Y. Giants defeated the Los Angeles Rams, 16-13, in National Conference wild card. San Francisco defeated N.Y. Giants, 21-10, and Chicago defeated Washington, 23-19, in National Conference playoffs. San Francisco defeated Chicago, 23-0 for National Conference title.

San Francisco defeated Miami, 38-16, for NFL title in Super Bowl XIX.

AMERICAN CONFERENCE

Central Division

	W	L	T	Pct.	Pts.	OP
Pittsburgh	9	7	0	.563	387	310
Cincinnati	8	8	0	.500	339	339
Cleveland	5	11	0	.313	250	297
Houston	3	13	0	.188	240	437

Eastern Division

	W	L	T	Pct.	Pts.	OP
Miami	14	2	0	.875	513	298
New England	9	7	0	.563	362	352
N.Y. Jets	7	9	0	.438	332	364
Indianapolis	4	12	0	.250	239	414
Buffalo	2	14	0	.125	250	454

Western Division

	W	L	T	Pct.	Pts.	OP
Denver	13	3	0	.813	353	241
Seattle	12	4	0	.750	418	282
L.A. Raiders	11	5	0	.688	368	278
Kansas City	8	8	0	.500	314	324
San Diego	7	9	0	.438	394	413

Seattle defeated Los Angeles Raiders, 13-7, in American Conference wild card. Miami defeated Seattle, 31-10, and Pittsburgh defeated Denver, 24-17, in American Conference playoffs. Miami defeated Pittsburgh, 45-28, for American Conference title.

1985

NATIONAL CONFERENCE

Central Division

	W	L	T	Pct.	Pts.	OP
Chicago	15	1	0	.938	456	198
Green Bay	8	8	0	.500	337	355
Minnesota	7	9	0	.438	346	359
DETROIT	7	9	0	.438	307	366
Tampa Bay	2	14	0	.125	294	448

Eastern Division

	W	L	T	Pct.	Pts.	OP
Dallas	10	6	0	.625	357	333
N.Y. Giants	10	6	0	.625	399	283
Washington	10	6	0	.625	297	312
Philadelphia	7	9	0	.438	286	310
St. Louis	5	11	0	.313	278	414

Western Division

	W	L	T	Pct.	Pts.	OP
L.A. Rams	11	5	0	.688	340	277
San Francisco	10	6	0	.625	411	263
New Orleans	5	11	0	.313	294	401
Atlanta	4	12	0	.250	282	452

The N.Y. Giants defeated San Francisco, 17-3, in the National Conference wild card. Chicago defeated the N.Y. Giants, 21-0, and the Los Angeles Rams defeated Dallas, 20-0, in the National Conference playoffs. Chicago defeated the Los Angeles Rams, 24-0, for the National Conference title.

Chicago defeated New England, 46-10, for NFL title in Super Bowl XX.

AMERICAN CONFERENCE

Central Division

	W	L	T	Pct.	Pts.	OP
Cleveland	8	8	0	.500	287	294
Cincinnati	7	9	0	.438	441	437
Pittsburgh	7	9	0	.438	379	355
Houston	5	11	0	.313	284	412

Eastern Division

	W	L	T	Pct.	Pts.	OP
Miami	12	4	0	.750	428	320
N.Y. Jets	11	5	0	.688	393	264
New England	11	5	0	.688	362	290
Indianapolis	5	11	0	.313	320	386
Buffalo	2	14	0	.125	200	381

Western Division

	W	L	T	Pct.	Pts.	OP
L.A. Raiders	12	4	0	.750	354	308
Denver	11	5	0	.688	380	329
Seattle	8	8	0	.500	349	303
San Diego	8	8	0	.500	467	435
Kansas City	6	10	0	.376	317	360

New England defeated the N.Y. Jets, 26-14, in the American Conference wild card. New England defeated the Los Angeles Raiders, 27-20, and Miami defeated Cleveland, 24-21, in the American Conference playoffs. New England defeated Miami, 31-14, for the American Conference title.

continued

1986

NATIONAL CONFERENCE

Central Division

	W	L	T	Pct.	Pts.	OP
Chicago	14	2	0	.875	352	187
Minnesota	9	7	0	.563	398	273
DETROIT	5	11	0	.313	277	326
Green Bay	4	12	0	.250	254	418
Tampa Bay	2	14	0	.125	239	473

Eastern Division

	W	L	T	Pct.	Pts.	OP
N.Y. Giants	14	2	0	.875	371	236
Washington	12	4	0	.750	368	296
Dallas	7	9	0	.438	346	337
Philadelphia	5	10	1	.344	256	312
St. Louis	4	11	1	.281	218	351

Western Division

	W	L	T	Pct.	Pts.	OP
San Francisco	10	5	1	.656	374	247
L.A. Rams	10	6	0	.625	309	267
Atlanta	7	8	1	.469	280	280
New Orleans	7	9	0	.438	288	287

Washington defeated the Los Angeles Rams, 19-7, in the National Conference wild card. Washington defeated Chicago, 27-13, and the N.Y. Giants defeated San Francisco, 49-3, in the National Conference playoffs. The New York Giants defeated Washington, 17-0, for the National Conference title.

The N.Y. Giants defeated Denver, 39-20, for the NFL title in Super Bowl XXI.

AMERICAN CONFERENCE

Central Division

	W	L	T	Pct.	Pts.	OP
Cleveland	12	4	0	.750	391	310
Cincinnati	10	6	0	.625	409	394
Pittsburgh	6	10	0	.375	307	336
Houston	5	11	0	.313	274	329

Eastern Division

	W	L	T	Pct.	Pts.	OP
New England	11	5	0	.688	412	307
N.Y. Jets	10	6	0	.625	364	386
Miami	8	8	0	.500	430	405
Buffalo	4	12	0	.250	287	348
Indianapolis	3	13	0	.188	229	400

Western Division

	W	L	T	Pct.	Pts.	OP
Denver	11	5	0	.688	378	327
Kansas City	10	6	0	.625	358	326
Seattle	10	6	0	.625	366	293
L.A. Raiders	8	8	0	.500	323	346
San Diego	4	12	0	.250	335	396

The N.Y. Jets defeated Kansas City, 35-15, in the American Conference wild card. Cleveland defeated the N.Y. Jets, 23-20, and Denver defeated New England, 22-17, in the American Conference playoffs. Denver defeated Cleveland, 23-20 (OT), for the American Conference title.

1987

NATIONAL CONFERENCE

Central Division

	W	L	T	Pct.	Pts.	OP
Chicago	11	4	0	.733	356	282
Minnesota	8	7	0	.533	336	335
Green Bay	5	9	1	.367	255	300
Tampa Bay	4	11	0	.267	286	360
DETROIT	4	11	0	.267	269	384

Eastern Division

	W	L	T	Pct.	Pts.	OP
Washington	11	4	0	.733	379	285
Dallas	7	8	0	.467	340	348
St. Louis	7	8	0	.467	362	368
Philadelphia	7	8	0	.467	337	380
N.Y. Giants	6	9	0	.400	280	312

Western Division

	W	L	T	Pct.	Pts.	OP
San Francisco	13	2	0	.867	459	253
New Orleans	12	3	0	.800	422	253
L.A. Rams	6	9	0	.400	317	361
Atlanta	3	12	0	.200	205	436

Minnesota defeated the New Orleans Saints, 44-10, in the National Conference wild card. Minnesota defeated San Francisco, 36-24, and the Washington Redskins defeated Chicago, 21-17, in the National Conference playoffs. Washington defeated Minnesota, 17-10, for the National Conference title.

The Washington Redskins defeated Denver, 42-10, for the NFL title in Super Bowl XXII.

AMERICAN CONFERENCE

Central Division

	W	L	T	Pct.	Pts.	OP
Cleveland	10	5	0	.667	390	239
Houston	9	6	0	.600	345	349
Pittsburgh	8	7	0	.533	285	299
Cincinnati	4	11	0	.267	285	370

Eastern Division

	W	L	T	Pct.	Pts.	OP
Indianapolis	9	6	0	.600	300	238
New England	8	7	0	.533	320	293
Miami	8	7	0	.533	362	335
Buffalo	7	8	0	.467	270	305
N.Y. Jets	6	9	0	.400	334	360

Western Division

	W	L	T	Pct.	Pts.	OP
Denver	10	4	1	.700	379	288
Seattle	9	6	0	.600	371	314
San Diego	8	7	0	.533	253	317
L.A. Raiders	5	10	0	.333	301	289
Kansas City	4	11	0	.267	273	388

Houston defeated the Seattle Seahawks, 23-20 (OT), in the American Conference wild card. Cleveland defeated Indianapolis, 38-21, and the Denver Broncos defeated Houston, 34-10, in the American Conference playoffs. Denver defeated Cleveland, 38-33, for the American Conference title.

NATIONAL CONFERENCE

Central Division

	W	L	T	Pct.	Pts.	OP
Chicago	12	4	0	.750	312	215
Minnesota	11	5	0	.688	406	233
Tampa Bay	5	11	0	.313	216	350
DETROIT	4	12	0	.250	220	313
Green Bay	4	12	0	.250	240	315

Eastern Division

Philadelphia	10	6	0	.625	379	319
New York Giants	10	6	0	.625	359	304
Washington	7	9	0	.438	345	387
Phoenix	7	9	0	.438	344	398
Dallas	3	13	0	.188	265	381

Western Division

San Francisco	10	6	0	.625	369	294
Los Angeles Rams	10	6	0	.625	407	293
New Orleans	10	6	0	.625	312	283
Atlanta	5	11	0	.313	244	315

Minnesota defeated the Los Angeles Rams, 28-17, in the National Conference wild card. San Francisco defeated Minnesota, 34-9 and Chicago defeated Philadelphia, 20-12, in the National Conference playoffs. San Francisco defeated Chicago, 28-3, for the National Conference title.

San Francisco defeated Miami, 20-16, for the NFL title in Super Bowl XXIII.

AMERICAN CONFERENCE

Central Division

	W	L	T	Pct.	Pts.	OP
Cincinnati	12	4	0	.750	448	329
Cleveland	10	6	0	.625	304	288
Houston	10	6	0	.625	424	365
Pittsburgh	5	11	0	.313	336	421

Eastern Division

Buffalo	12	4	0	.750	329	237
Indianapolis	9	7	0	.563	354	315
New England	9	7	0	.563	250	284
New York Jets	8	7	1	.531	372	354
Miami	6	10	0	.375	319	380

Western Division

Seattle	9	7	0	.563	339	329
Denver	8	8	0	.500	327	352
Los Angeles Raiders	7	9	0	.438	325	369
San Diego	6	10	0	.375	231	332
Kansas City	4	11	1	.281	254	320

Houston defeated Cleveland, 24-23, in the American Conference wild card. Buffalo defeated Seattle, 17-10, and Cincinnati defeated Seattle, 21-13, in the American Conference playoffs. Cincinnati defeated Buffalo, 21-10, for the American Conference title.



TM



TM



TM

1989

NATIONAL CONFERENCE

Central Division

	W	L	T	Pct.	Pts.	OP
Minnesota	10	6	0	.625	351	275
Green Bay	10	6	0	.625	362	356
DETROIT	7	9	0	.438	312	364
Chicago	6	10	0	.375	358	377
Tampa Bay	5	11	0	.313	320	419

Eastern Division

N.Y. Giants	12	4	0	.750	348	252
Philadelphia	11	5	0	.688	342	274
Washington	10	6	0	.625	386	308
Phoenix	5	11	0	.313	258	377
Dallas	1	15	0	.063	204	393

Western Division

San Francisco	14	2	0	.875	442	253
L.A. Rams	11	5	0	.688	426	344
New Orleans	9	7	0	.563	386	301
Atlanta	3	13	0	.188	279	437

The Los Angeles Rams defeated Philadelphia, 21-7, in the National Conference wild card. The L.A. Rams defeated the New York Giants, 19-13, in overtime and San Francisco defeated Minnesota, 41-13, in the National Conference playoffs. San Francisco defeated the L.A. Rams, 30-3, for the National Conference title.

AMERICAN CONFERENCE

Central Division

	W	L	T	Pct.	Pts.	OP
Cleveland	9	6	1	.594	334	254
Houston	9	7	0	.563	365	412
Pittsburgh	9	7	0	.563	265	326
Cincinnati	8	8	0	.500	404	285

Eastern Division

Buffalo	9	7	0	.563	409	317
Indianapolis	8	8	0	.500	298	301
Miami	8	8	0	.500	331	379
New England	5	11	0	.313	297	391
N.Y. Jets	4	12	0	.250	253	411

Western Division

Denver	11	5	0	.688	362	226
Kansas City	8	7	1	.531	318	286
L.A. Raiders	8	8	0	.500	315	297
Seattle	7	9	0	.438	241	327
San Diego	6	10	0	.375	266	290

Pittsburgh defeated Houston, 26-23, in overtime in the American Conference wild card. Denver defeated Pittsburgh, 24-23, and Cleveland defeated Buffalo, 34-30, in the American Conference playoffs. Denver defeated Cleveland, 37-21, for the American Conference title.

The San Francisco 49ers defeated the Denver Broncos, 55-10, for the NFL title in Super Bowl XXIV.

FUTURE SUPER BOWL SITES

Jan. 27, 1991 Super Bowl XXV at Tampa Stadium, Tampa, Fla.

Jan. 26, 1992 Super Bowl XXVI at Hubert H. Humphrey Metrodome, Minneapolis, Minn.

Jan. 31, 1993 Super Bowl XXVII at Sun Devil Stadium, Phoenix, Az.

LIONS' THANKSGIVING DAY SERIES

Dating to 1934, the Detroit Lions have been a proud part of the American celebration of Thanksgiving. In all, 50 Thanksgiving games have been played with the Lions capturing a 13-10 victory over the favored Cleveland Browns in the Golden Anniversary game — Nov. 23, 1989.

This Thanksgiving (Nov. 22), the Denver Broncos will be the holiday attraction. Previously, the Lions and Broncos have met twice in the traditional Turkey Day outing with each team claiming a win — a 31-27 Denver triumph in 1974 and a 17-14 Detroit victory in 1978.

The game was the brainchild of G.A. Richards, the first owner of the Detroit Lions. Richards had purchased the team in 1934 and moved the Lions from Portsmouth, Ohio, to the Motor City. At that time, Thanksgiving Day football was a tradition in the Midwest on the high school and college levels, but unheard of on the professional level. In fact, professional football played on any day back then was a risky proposition. The Lions were the new kids in town and had taken a backseat to the baseball Tigers. Despite the fact the Lions had lost just one game prior to the Thanksgiving Day in '34, the largest crowd of the season had been just 15,000.

The opponent for the first Thanksgiving Day game — on Nov. 29, 1934 — was the undefeated, defending World Champion Chicago Bears of George Halas and the reigning star of that era, fullback Bronco Nagurski. The game would determine the champion of the Western Division. Richards had convinced the NBC Radio Network to carry the game coast-to-coast (94 stations), and additionally, an estimated 26,000 fans jammed into the University of Detroit Stadium while thousands more disappointed fans were turned away.

The Bears won the inaugural game, 19-16, but a classic was born. Since 1934, 50 Thanksgiving Day games have been played with the series even at 24-24-2.

THANKSGIVING RESULTS (Record: 24-24-2)

YEAR	OPPONENT	W-L-T	SCORE	YEAR	OPPONENT	W-L-T	SCORE
1934	Bears	L	16-19	1965	Baltimore	T	24-24
1935	Bears	W	14- 2	1966	San Francisco	L	14-41
1936	Bears	W	13- 7	1967	L.A. Rams	L	7-31
1937	Bears	L	0-13	1968	Philadelphia	L	0-12
1938	Bears	W	14- 7	1969	Minnesota	L	0-27
1945	Cleve. Rams	L	21-28	1970	Oakland	W	28-14
1946	Boston	L	10-34	1971	Kansas City	W	32-21
1947	Bears	L	14-34	1972	N.Y. Jets	W	37-20
1948	Cardinals	L	14-28	1973	Washington	L	0-20
1949	Bears	L	7-28	1974	Denver	L	27-31
1950	Yanks	W	49-14	1975	L.A. Rams	L	0-20
1951	Green Bay	W	52-35	1976	Buffalo	W	27-14
1952	Green Bay	W	48-24	1977	Chicago	L	14-31
1953	Green Bay	W	34-15	1978	Denver	W	17-14
1954	Green Bay	W	28-24	1979	Chicago	W	20- 0
1955	Green Bay	W	24-10	1980	Chicago	L(OT)	17-23
1956	Green Bay	L	20-24	1981	Kansas City	W	27-10
1957	Green Bay	W	18- 6	1982	N.Y. Giants	L	6-13
1958	Green Bay	W	24-14	1983	Pittsburgh	W	45- 3
1959	Green Bay	L	17-24	1984	Green Bay	W	31-28
1960	Green Bay	W	23-10	1985	N.Y. Jets	W	31-20
1961	Green Bay	L	9-17	1986	Green Bay	L	40-44
1962	Green Bay	W	26-14	1987	Kansas City	L	20-27
1963	Green Bay	T	13-13	1988	Minnesota	L	0-23
1964	Chicago	L	24-27	1989	Cleveland	W	13-10

(1939-44: Series Discontinued)

LIONS' MONDAY NIGHT GAMES

Total Monday Night Games: 15; Monday Night Record: 7-7-1
Home Record: 6-6 (Silverdome: 3-4, Tiger Stadium: 3-2); Road Record: 1-1-1

Date	Opponent	Score
10- 5-70	Chicago	28-14, Detroit
12-14-70	at L.A. Rams	28-23, Detroit
9-20-71	Minnesota	16-13, Vikings
11- 1-71	at Green Bay	14-14, tied
10-16-72	Green Bay	24-23, Packers
10-30-72	at Dallas	28-24, Cowboys
10- 1-73	Atlanta	31- 6, Detroit
10-14-74	San Francisco	17-13, Detroit
10- 6-75	Dallas	36-10, Cowboys
10-19-81	Chicago	48-17, Detroit
12- 6-82	N.Y. Jets	28-13, Jets
11- 7-83	N.Y. Giants	15- 9, Detroit
12- 5-83	Minnesota	13- 2, Detroit
12-10-84	L.A. Raiders	24- 3, Raiders
12-15-86	Chicago	16-13, Bears

LIONS' OVERTIME GAMES

Record: 4-5-1 (1-2-1 at home, 3-3-0 on the road)

Date	Result	Winning Score	Elapsed Time
11/23/75	L at Kansas City, 21-24	Jan Stenerud, 26-yd. FG	6:44
11/27/80	L vs. Chicago, 17-23	Dave Williams, 95-yd. KO Return	0:21
11/20/83	W vs. Green Bay, (at Milwaukee) 23-20	Eddie Murray, 37-yd. FG	8:30
9/9/84	W at Atlanta, 27-24	Eddie Murray, 48-yd. FG	5:06
10/14/84	W vs. Tampa Bay, 13-7	Leonard Thompson, 37-yd. pass from Gary Danielson	4:34
11/4/84	T vs. Philadelphia, 23-23	—	—
11/24/85	L at Tampa Bay, 16-19	Donald Igwebuike, 24-yd. FG	12:31
10/11/87	W at Green Bay, 19-16	Mike Prindle, 31-yd. FG	12:26
10/30/88	L at N.Y. Giants, 10-13	Paul McFadden, 33-yd. FG	0:55
10/29/89	L vs. Green Bay, (at Milwaukee) 20-23	Chris Jacke, 38-yd. FG	2:14

LIONS' POST-SEASON GAMES

Record: 9-4-0 (4-0 at home, 5-4 on the road;
4-1 in NFL Championship Games)

Date	Result	Game
12/15/35	Won vs. N.Y. Giants, 26-7	NFL Championship
12/21/52	Won vs. L.A. Rams, 31-21	NFL Playoff
12/28/52	Won at Cleveland, 17-7	NFL Championship
12/27/53	Won vs. Cleveland, 17-16	NFL Championship
12/26/54	Lost at Cleveland, 10-56	NFL Championship
12/22/57	Won at San Francisco, 31-27	NFL Playoff
12/29/57	Won vs. Cleveland, 59-14	NFL Championship
1/7/61	Won at Cleveland, 17-16	NFL Runner-Up
1/6/62	Won at Philadelphia, 38-10	NFL Runner-Up
1/6/63	Won at Pittsburgh, 17-10	NFL Runner-Up
12/26/70	Lost at Dallas, 0-5	NFC Playoff
1/8/83	Lost at Washington, 7-31	NFC Playoff
12/31/83	Lost at San Francisco, 23-24	NFC Playoff

POST-SEASON RECORDS VS. TEAMS

Cleveland Browns:	4-1	Philadelphia Eagles:	1-0
Dallas Cowboys:	0-1	Pittsburgh Steelers:	1-0
Los Angeles Rams:	1-0	San Francisco 49ers:	1-1
New York Giants:	1-0	Washington Redskins:	0-1

SILVERDOME RECORDS (Since 1975)

Longest Run from Scrimmage

HORACE KING, 75 yards (TD) vs. Tampa Bay, Nov. 12, 1978

Longest Pass Completion

LEONARD THOMPSON from **ERIC HIPPLE**, 94 yards (TD) vs. Chicago, Oct. 19, 1981

Longest Punt

TOM SKLADANY, 74 yards vs. Oakland, Sept. 27, 1981

Longest Punt Return

EDDIE PAYTON, 87 yards (TD) vs. Minnesota, Dec. 17, 1977

Longest Kickoff Return

JAMES OWENS, 101 yards (TD) for San Francisco, Nov. 2, 1980

Longest Interception Return

LAWRENCE TAYLOR, 97 yards (TD) for N.Y. Giants, Nov. 25, 1982

Longest Field Goal

ALI HAJI-SKEIKH, 56 yards for N.Y. Giants, Nov. 7, 1983

YEAR-BY-YEAR ATTENDANCE

(Since 1975 at Pontiac Silverdome)

Regular Season	Tickets Distributed	Actual	Avg.	Unused
1975 (7 games)	548,159	513,383	73,340	34,776
1976 (7 games)	511,586	481,685	68,812	29,901
1977 (7 games)	490,584	459,281	65,611	31,303
1978 (8 games)	522,189	499,219	62,402	22,970
1979 (8 games)	548,640	520,589	65,074	28,051
1980 (8 games)*	644,904	622,593	77,824	22,311
1981 (8 games)*	621,674	603,679	75,460	17,995
1982 (5 games)	372,647	352,481	70,496	20,166
1983 (8 games)	576,132	553,595	69,199	22,537
1984 (8 games)	513,648	457,638	57,205	56,410
1985 (8 games)	547,385	504,613	63,077	42,772
1986 (8 games)	482,635	432,429	54,054	50,206
1987 (7 games)	265,751	190,758	27,251	74,993
1988 (8 games)	345,533	296,687	37,086	48,926
1989 (8 games)	428,214	392,396	49,050	35,818
TOTALS 113	7,419,681	6,892,026	60,991	539,135

(*Led League)

LIONS' TOP 20 REGULAR SEASON CROWDS

(All at Pontiac Silverdome — Actual In-House Crowds)

- | | |
|--|---|
| +* 1. 80,444 vs. Buccaneers (12-20-81) | +* 11. 78,452 vs. Vikings (12-17-77) |
| +* 2. 80,291 vs. Vikings (9-28-80) | +* 12. 78,452 vs. Packers (10-16-77) |
| 3. 80,027 vs. Cardinals (9-21-80) | +* 13. 78,392 vs. Buccaneers (12-18-83) |
| +* 4. 79,784 vs. Cowboys (10-6-75) | +* 14. 78,147 vs. Saints (10-12-80) |
| +* 5. 79,694 vs. Cowboys (11-15-81) | 15. 78,087 vs. Dolphins (12-9-79) |
| 6. 79,361 vs. Jets (12-6-82) | +* 16. 78,042 vs. Bears (11-21-76) |
| +* 7. 79,428 vs. Vikings (12-12-81) | +* 17. 77,919 vs. Raiders (9-27-81) |
| +* 8. 79,169 vs. Vikings (12-5-83) | +* 18. 77,724 vs. Steelers (11-24-83) |
| +* 9. 78,845 vs. 49ers (11-2-80) | +* 19. 77,677 vs. Colts (11-16-80) |
| +* 10. 78,685 vs. Vikings (12-9-78) | +* 20. 77,292 vs. Vikings (9-26-76) |

*Sellout + Televised locally (27 sellouts of 80,638)



THE HISTORY BOOK

THE HISTORY BOOK

THE HISTORY BOOK

THE HISTORY BOOK

THE HISTORY BOOK

THE HISTORY BOOK

THE HISTORY BOOK

THE HISTORY BOOK

THE HISTORY BOOK

THE HISTORY BOOK

A BRIEF HISTORY OF THE DETROIT LIONS

The Lions began to "Restore the Roar" in 1989 with designs on creating even more noise in 1990. The Lions concluded last season as the hottest team in the NFL with five straight wins and led by NFL "Rookie of the Year" and NFC rushing champion Barry Sanders.

The '89 Lions also placed four Lions (Sanders, Jerry Ball, Eddie Murray and Chris Spielman) in the Pro Bowl, the most Detroit selections since 1972. And, boosted by the new "Silver Stretch" offense, the Lions scored their most points since the 1983 NFC Central Division championship season.

The triumphs and improvements accomplished in 1989 all point to a young Detroit Lions' team headed in a winning direction as the club enters its 57th season in the Motor City.

Detroit welcomed the Lions in 1934, but it was not the area's first look at professional football.

In 1920, the Detroit Herald were a charter member of the American Professional Football Association, which was the original name of the present NFL. But the club folded after two years. Then, the Detroit Panthers appeared in 1925. They also folded after two seasons. In 1928, the Detroit Wolverines were formed, but they failed after just one year.

In 1930, the then 10-year-old National Football League added a franchise from Portsmouth, Ohio, called the Spartans. After four seasons, the team was purchased for less than \$8,000 by Detroit radio executive George A. Richards and moved to the Motor City.

Playing in the University of Detroit Stadium before average crowds of 16,000 people, the new Detroit Lions won the NFL Championship in their second year, 1935. Under the leadership of Coach "Potsy" Clark and stars like Hall of Famer "Dutch" Clark, Ernie Caddel, George Christensen, "Ace" Gutowsky, Glenn Presnell and "Ox" Emerson, the early Lions established pro football in Detroit. For more than 50 years, they have been an integral part of the Michigan sports scene.

In 1940, Chicagoan Fred Mandel bought the club. Lions' stars of that era were Hall of Famers Bill Dudley and Alex Wojciechowicz, John Green, "Whizzer" White, Frank Sinkwich and "Camp" Wilson. The team was sold eight years later to a group of local businessmen under the leadership of Edwin J. Anderson. The Detroit syndicate controlled the club until 1964 when William Clay Ford became sole owner for a price of \$4.5 million.

The Lions dominated the NFL in the 1950s with four division titles and three League championships. Under Head Coach Buddy Parker, the team won back-to-back world crowns in 1952 and 1953, defeating Cleveland in both title games. Stars of those glittering teams were Hall of Famers Bobby Layne, Jack Christiansen and Doak Walker, and Les Bingaman, Cloyce Box, Leon Hart and Bob Hoernschemeyer. The Detroit-Cleveland battles of the era were classic confrontations between two giants of the blossoming NFL.

Since their last title in 1957 under the coaching of George Wilson, the Lions have been looking in vain for the top spot. Such recent performers as Joe Schmidt, Yale Lary, Dick "Night Train" Lane and John Henry Johnson have been elected to the Hall of Fame. Outstanding players like Wayne Walker, Mike Lucci, Nick Pietrosante, Roger Brown, Terry Barr, Lem Barney, Mel Farr, Charlie Sanders, Dexter Bussey, Billy Sims and Doug English have taken their places in the annals of pro football in Detroit.

In 1967, Schmidt began the first of six seasons as head coach of the Lions. His 1970 team made the post-season playoffs, but lost in the first round to Dallas by the baseball-like score of 5-0.

Just prior to the '75 season, the Lions moved into a new, domed stadium in Pontiac, Michigan, a town of 85,000 people located 30 miles north of Detroit. The Silverdome is the world's largest air-supported domed structure and seats over 80,000 spectators under a fiberglass roof.

Monte Clark took control of all football operations as head coach in 1978. Under Clark's direction, the Lions narrowly missed playoff berths in both 1980 and 1981, before finally qualifying in 1982 — the first time the Lions made the playoffs since 1970. Detroit captured the NFC Central Division crown in 1983, but stumbled in the first round of the playoffs with a 24-23 loss to San Francisco.

Darryl Rogers took over the Lions' command in 1985 but was replaced on an interim basis by Defensive Coordinator Wayne Fontes in November, 1988, after Rogers' teams had posted a combined 18-40 record. Fontes officially was named the 17th head coach of the Detroit Lions on December 22, 1988.

SIGNIFICANT DATES IN DETROIT LIONS' HISTORY

- June 30, 1934** G.A. Richards purchases Portsmouth, Ohio, franchise and moves team to Detroit.
- Sept. 23, 1934** Lions play first NFL game, beat New York Giants 9-0 at Univ. of Detroit Stadium before 12,000.
- Nov. 25, 1934** Lions suffer first defeat, 3-0, to Green Bay, after winning ten straight including seven consecutive shutouts.
- Nov. 29, 1934** Lions play first of traditional Thanksgiving Day home games, losing to the Bears, 19-16, before 26,000.
- Dec. 9, 1935** Lions defeat New York Giants, 26-7, for first Championship.
- Sept. 9, 1938** Lions play first game in new home, Briggs Stadium.
- Feb. 10, 1943** Gus Dorais named head coach of Lions, after a long and successful career at the University of Detroit.
- Jan. 15, 1948** Syndicate headed by Edwin J. Anderson purchases Detroit franchise for \$165,000 and names "Bo" McMillin general manager and head coach.
- Dec. 2, 1949** Anderson elected president of Lions.
- Dec. 20, 1950** "Buddy" Parker succeeds McMillin as head coach.
- Dec. 21, 1952** Lions defeat Los Angeles, 31-21, for NFL's National Conference title.
- Dec. 28, 1952** Lions win first Championship since 1935 on a 17-7 victory over the Browns in Cleveland before 50,934.
- Dec. 27, 1953** Detroit wins second straight Championship on 17-16 decision over Cleveland in Detroit before 54,577.
- Aug. 12, 1957** Parker resigns suddenly as head coach and assistant coach George Wilson succeeds him the next day.
- Dec. 28, 1957** Detroit claims fourth Championship on 59-14 victory over Cleveland before 55,263 in Detroit.
- Jan. 23, 1961** William Clay Ford elected president of Lions.
- Jan. 10, 1964** Ford takes over as Lions' sole owner after purchasing franchise for \$4.5 million.
- Jan. 7, 1965** Harry Gilmer appointed head coach, replacing George Wilson.
- Mar. 10, 1966** After 13 seasons, Joe Schmidt retires to become Lions' linebacker coach.
- Jan. 11, 1967** Schmidt named Lions' head coach, succeeding Gilmer.
- Dec. 26, 1970** Lions edged by Dallas, 5-0, in first playoff game since 1957.
- Oct. 24, 1971** Chuck Hughes, wide receiver, dies on field during game after suffering a heart attack.
- Jan. 12, 1973** Schmidt resigns as head coach.
- Jan. 26, 1973** Don McCafferty named Lions' head coach.

- July 28, 1974 McCafferty dies of heart attack.
- Aug. 3, 1974 Rick Forzano named Lions' head coach.
- Aug. 23, 1975 Lions play first game in new home, Pontiac Silverdome.
- Oct. 4, 1976 Forzano resigns as head coach.
- Oct. 5, 1976 Tommy Hudspeth named interim head coach.
- Feb. 9, 1977 Hudspeth signs three-year contract as head coach.
- Jan. 11, 1978 Monte Clark named head coach and director of football operations.
- Apr. 29, 1980 Lions choose Oklahoma's Billy Sims first in the NFL draft.
- Jan. 8, 1983 Detroit qualifies for first playoff appearance in 12 seasons, but loses, 31-7, at Washington. The Redskins went on to win Super Bowl XVII.
- Dec. 31, 1983 A last-second field goal attempt fails as Detroit drops a 24-23 playoff game at San Francisco.
- Dec. 19, 1984 Monte Clark and his coaching staff are released.
- Feb. 6, 1985 Darryl Rogers is named head coach after a successful 20-year college coaching career.
- Nov. 13, 1988 Rogers is released from his duties as head coach.
- Nov. 14, 1988 Wayne Fontes is named interim head coach.
- Dec. 22, 1988 Fontes is named head coach.
- Dec. 26, 1989 General Manager Russ Thomas retired.
- Dec. 27, 1989 Chuck Schmidt is named Executive Vice-President and Chief Operating Officer.





ALL-TIME ROSTER

ALL-TIME ROSTER

ALL-TIME ROSTER

ALL-TIME ROSTER

ALL-TIME ROSTER

ALL-TIME ROSTER

ALL-TIME ROSTER

ALL-TIME ROSTER

ALL-TIME ROSTER

ALL-TIME ROSTER

LIONS' ALL-TIME PLAYER ROSTER

Including Current Veterans

- A** Adams, Ernie, LB, Illinois 1987
Addams, Abraham, E, Indiana 1949
Ahrens, Dave, LB, Wisconsin 1988
Aiello, Anthony, B, Youngstown 1944
Alderman, Grady, G, Detroit 1960
Alexander, Bruce, CB, Stephen F. Austin 1989-
Alford, Mike, C, Auburn 1966
Allen, Jimmy, DB, UCLA 1978-81
Allen, Nate, DB, Texas Southern 1979
Allerman, Kurt, LB, Penn State 1985
Andersen, Stanley, E, Stanford 1941
Anderson, Gary, G, Stanford 1977-78
Andolsek, Eric, G, LSU 1988-
Ane Charles, T, USC 1953-59
Arena, Anthony, C, Mich. State 1942-46
Arnold, Jim, P, Vanderbilt 1986-
Arnold, John, WR, Wyoming 1979-80
Ashcom, Richard, T, Oregon 1943
Atkins, George, G, Auburn 1955
Atty, Alexander, G, West Virginia 1941
Austin, James, E, St. Mary's 1939
- B** Baack, Steve, DE, OL, Oregon 1984-1988
Bailey, Byron, B, Washington St. 1953-54
Baker, Al, DE, Colorado St. 1978-82
Baker, John, DE, N. Carolina College 1968
Baldischwiler, Karl, T, Oklahoma 1978-82
Ball, Jerry, NT, SMU 1987-
Ball, Larry, LB, Louisville 1975
Banas, Stephen, B, Notre Dame 1935
Banjavic, Emil, B, Arizona 1942
Banonis, Vincent, C, Detroit 1951-53
Barle, Louis, B, Duluth 1938
Barnes, Al, WR, New Mexico St. 1971-73
Barnes, Roosevelt, LB, Purdue 1982-85
Barney, Lem, DB, Jackson St. 1967-77
Barr, Terry, B, Michigan 1957-65
Barrows, Scott, G-C-T, West Virginia 1986-88
Barton, Greg, DB, Tulsa 1969
Bass, Mike, DB, Michigan 1967
*Batinski, Stanley, G, Temple 1941-47
Batten, Pat, FB, Hardin-Simmons 1964
Baumgartner, Maxie, E, Texas 1948
Beaty, Doug, RB, Appalachian St. 1988-
Beemer, Bob, DE, Toledo 1987
*Behan, Charles, E, DeKalb 1942
Belichick, Stephen, B, W. Reserve 1941
Bell, Bob, DT, Cincinnati 1971-73
Benson, Charles, DE, Baylor 1987
*Bernard, Charles, C, Michigan 1934
Bernard, Karl, RB, S.W. Louisiana 1987-88
Barrang, Edward, E, Villanova 1951
*Berry, Connie M., E, N. Carolina St. 1939
*Bingaman, Lester, G, Illinois 1948-54
Black, Mike, P, Arizona State 1983-86; 1987
Blades, Bennie, DB, Miami 1988-
Blair, T.C., TE, Tulsa 1974
Bland, Carl, WR, Virginia Union, 1964-88
Blessing, Paul, E, Nebr. St. Tchrs. 1944
Blue, Luther, WR, Iowa State 1977-79
Boadway, Steve, LB, Arizona 1987
Boden, Lynn, T, S. Dakota St. 1975-78
*Bodenger, Maurice, G, Tulane 1934
Bolinger, Russ, G, Long Beach St. 1976-82
Bolton, Andy, RB, Fisk 1976-78
Booth, Richard, B, W. Reserve 1941, 45
Bostic, John, DB, Bethune-Cookman 1985-87
Bowman, William, B, Wm. & Mary 1954, 56
Boyd Thomas, LB, Alabama 1987
Box, Cloyce, E, W. Texas St. 1949-50; 1952-54
Bradley, Danny, WR, Nebraska 1987
Bradley, Luther, DB, Notre Dame 1978-81
Bradshaw, Charlie, T, Baylor 1967-68
Brettschneider, Carl, LB, Iowa St. 1960-63
Briggs, Paul, T, Colorado 1948
Brill, Howard, B, Wichita 1939
Brim, Michael, CB, Virginia Union 1989
Briscoe, Marlin, WR, Neb-Omaha 1975-76
Britt, Maurice, E, Arkansas 1941
Brock, Lou, CB, USC 1988
Brock, Willie, C, Colorado 1978
Brooks, Jon, LB, Clemson 1979
Brooks, Kevin, DE, Michigan 1989-
Brown, Arnold, DB, N. Carolina Central 1985-88
Brown, Charlie, WR, N. Arizona 1970
Brown, Howard, G, Indiana 1948-50
Brown, Lomas, T, Florida 1985-
Brown, Mark, LB, Purdue 1989-
Brown, Marvin, B, E. Texas St. 1957
Brown, Roger, T, Maryland St. 1960-66
Brumley, Robert, B, Rice 1945
Bulger, Chester, T, Auburn 1950
Bundra, Mike, T, USC 1962-63
Bunz, Dan, LB, Cal State-Long Beach 1985
Burns, Mike, DB, USC, 1978
Busich, Samuel, E, Ohio 1943
Bussey, Dexter, RB, Texas Arlington 1974-84
Butcher, Paul, LB, Wayne State 1966-88
- C** Caddel, Ernie, B, Stanford 1934-38
Cain, James, E, Alabama 1950-55
Cain, Pat, C-G, Wichita State 1987
Callahan, J.R., B, Texas 1946
*Callihan, William, B, Nebraska 1940-45
Callicut, Ken, RB, Clemson 1978-82
Calvelli, Anthony, C, Stanford 1939-40
Campbell, Mike, RB, Lenoir Rhyne 1968
Campbell, Stanley, G, Iowa St. 1952, 1955-58
Cappleman, Bill, DB, Florida State 1973
Capria, Carl, DB, Purdue 1974
Cardwell, Lloyd, B, Nebraska 1937-43
Carpenter, Lewis, B, Arkansas 1953-55
Carr, Carl, LB, North Carolina 1987

Carter, Pat, TE, Florida State 1988
Cassady, Howard, B, Ohio St. 1956-61; 1963
Caston, Toby, LB, LSU 1989
Caver, James, WR, Missouri 1983
Cesare, Billy, DB, Miami 1982
Chadwick, Jeff, WR, Grand Valley St. 1983-88
Chandler, Karl, C, Princeton 1978
Chantiles, Thomas, T, USC 1942
Chapman, Clarence, DB, Eastern Michigan 1985
Chase, Benjamin, G, Navy 1947
Cherry, Raphael, DB, Hawaii 1987-88
Christensen, Frank, Utah 1934-37
*Christensen, George, T, Oregon 1934-38
*Christensen, Jack, B, Colo. A&M 1951-58
Cifelli, August, T, Notre Dame 1951-53
Cifers, Robert, B, Tennessee 1944-46
Clark, Al, DB, Eastern Michigan 1971
Clark, Dexter, DB, Toledo 1987
*Clark, Earl 'Dutch', B, Colorado 1934-38
Clark, Ernie, LB, Mich. St. 1963-67
Clark, Jessie, RB, Louisiana Tech 1988
Clark, Robert, WR, N. Carolina Central 1989
Clark, Wayne, E, Utah 1944-45
*Clemens, Raymond, G, Cen. Okla. St. 1939
Cline, Ollie, B, Ohio St. 1950-53
Clowes, John, T, Wm. & Mary 1951
Cobb, Garry, LB, USC 1979-84
Cody, Bill, LB, Auburn 1966
Cofer, Michael, DE-LB, Tennessee 1983-
Codgill, Gail, E, Wash. St. 1960-68
Cole, Eddie, LB, Mississippi 1979-80
Colella, Thomas, B, Canisius 1941-43
Conlee, Gerald, C, St. Mary's 1943
Compton, Dick, B, McMurry 1962-64
Concannon, Jack, QB, Boston Col. 1975
Cook, Gene, E, Toledo 1959
Cook, Ted, E, Alabama 1974
Cooke, Bill, DT, Massachusetts 1978
*Cooper, Harold, B, Detroit 1937
Corgan, Michael, B, Notre Dame 1943
Cotton, Craig, TE, Youngstown 1969-72
Cottrell, Bill, T, Delaware Valley 1967-70
Crabtree, Clement, T, Wake Forest 1940-41
Craig, Paco, WR, UCLA 1988
Creekmur, Louis, T, Wm. & Mary 1950-59
Cremer, Theodore, E, Auburn 1946-48
Cribbs, James, Memphis State 1989
Crockett, Ray, CB, Baylor 1989
Croft, Don, DT, Texas El Paso 1976
Cronin, Gene, G, Coll. of Pacific 1956-59
Crosby, Ron, LB, Penn State 1977
Crosswhite, Leon, RB, Oklahoma, 1973-74
Culp, Curley, DT, Arizona State 1980-81
Cunningham, Leon, C, S. Carolina 1955
Curley, August, LB, USC 1983-86

D D'Addio, Dave, FB, Maryland 1984
D'Alonzo, Peter, B, Villanova 1951-52
Dallafior, Ken, G, Minnesota 1989
Danielson, Gary, QB, Purdue 1976-84
Darby, Byron, USC 1989
David, James, B, Colorado A&M 1952-59
Davis, Ben, DB, Defiance 1974-76
Davis, Glenn, E, Ohio State 1960-61
Davis, Jerome, NT, Ball State 1987

Davis, Mitt, HB, UCLA 1956
Dawley, Frederick, B, Michigan 1944
Dawson, Mike, DT, Arizona 1983
Daykin, Tony, LB, Georgia Tech 1977-78
DeCorrevont, William, B, Northwestern 1946
DeFruiter, Robert, B, Nebraska 1947
Delaney, Jeff, DB, Pittsburgh 1981
*DeMarco, Mario, G, Miami 1949
Dennis, Guy, G, Florida 1973-75
DePoyster, Jerry, K, Wyoming 1968
DeShane, Charles, B, Alabama 1945-49
Dibble, Dorne, E, Mich. St. 1951; 1953-57
Dickel, Dan, LB, Iowa 1978
Diehl, David, E, Michigan St. 1939-40; 1944-45
Dieterich, Chris, T, N. Carolina St. 1980-86
Diorio, Jerry, TE, Michigan 1987
Dodge, Kirk, LB, UNLV 1984-85
Doig, Steve, LB, New Hampshire 1984-85
Doll, Donald, B, USC 1949-52
Dollinger, Tony, FB, Evangel 1987
Doran, James, E, Iowa State 1951-59
*D'Orazio, Joseph, T, Ithaca 1944
Dorney, Keith, T-G, Penn State 1979-87
Dove, Robert, E-G, Notre Dame 1952-54
Dublinski, Thomas, QB, Utah 1952-54
Dubzinski, Walter, G, Boston College 1941
Dubish, Andrew, G, Georgia 1948
Dudley, William, B, Virginia 1947-49
Dugger, John, E, Ohio State 1947-48
Duncan, James, E, Wake Forest 1950
Duncan, Rick, P, East Montana 1969
Dunlap, Leonard, DB, N. Texas St. 1975

E Earon, Blaine, E, Duke 1952-53
*Ebding, Harry, E, St. Mary's 1934-37
Eddy, Nick, RB, Notre Dame 1968-72
Edwards, Stan, FB, Michigan 1987
Ehrmann, Joe, DT, Syracuse 1981-82
Eiden, Edmund, B, Scranton 1944
Elam, Cleveland, DT, Tennessee St. 1979
Elder, Donnie, DB, Memphis State 1986
Elias, Homer, G, Tennessee State 1978-84
Ellerson, Gary, RB, Wisconsin 1987
Ellis, Ken, DB, Southern 1979
*Ellis, Lawrence, B, Syracuse, 1948
Emerick, Robert, T, Miami (O.) 1934
Emerson, Gover, Texas 1934-37
Engebretson, Paul, T, N'western 1934
English, Doug, DT-NT, Texas 1975-79; 81-85
Enke, Fred, QB, Arizona 1948-51
Erxleben, Russell, P, Texas 1987
Evans, Leon, DE, Miami 1985-87
Evans, Murray, B, Hardin-Simmons 1942-43
Evey, Dick, DT, Tennessee 1971

F Fanning, Mike, DT, Notre Dame 1983
Fantetti, Ken, LB, Wyoming 1979-85
Farkas, Andrew, B, Detroit 1945
Farmer, George, WR, UCLA 1975
Farr, Mel, RB, UCLA 1967-73
Farr, Miller, DB, Wichita 1973
Federico, Craig, DB, Illinois State 1987
*Feldhaus, William, T, Cincinnati 1937-40
Felton, Joe, G, Allion, 1987

continued

Felts, Bob, HB, Florida A&M 1965-67
 *Fena, Thomas, G, Colorado 1937
 Fenenbock, Charles, B, UCLA 1943-45
 Ferguson, Joe, QB, Arkansas 1985-87
Ferguson, Keith, DE, Ohio State 1985-
 Ferguson, Larry, HB, Iowa 1963
 Fichman, Leon, T, Alabama 1946-47
 Fields, Anthony, DB, Eastern Michigan 1987
 Fields, Edgar, DT, Texas A&M 1981
 Fifer, William, T, West Texas State 1978
 Fisk, William, E, USC 1940-43
 Flanagan, Ed, C, Purdue 1965-74
 Flanagan, Richard, LB, Ohio State 1950-52
 Folmar, Brendon, Claifornia (PA) 1937
Ford, John, WR, Virginia 1989-
 Forte, Aldo, G, Montana 1946
 Fowler, Amos, C, S. Mississippi 1978-84
 Franklin, Dennis, Michigan 1975-76
 Franks, Dennis, C, Michigan 1979
 Freitas, Rockne, T, Oregon State 1968-77
 French, Barry, G, Purdue 1951
 Friede, Mike, WR, Indiana 1980
 Frizzell, William, DB, N. Carolina Central 1984-85
 Frohbose, Bill, DB, Miami (Fla.) 1974
 Frutig, Edward, E, Michigan 1945-46
 *Fucci, Dominic, B, Kentucky 1955
 Furness, Steve, DT, Rhode Island 1981
 Furst, Anthony, T, Dayton 1940-41; 1944

G Gagliano, Robert, QB, Utah State 1989-
 Gagnon, Roy, G, Oregon 1935
 Games, Lawrence, FB, Wyoming 1976-79
 Gallagher, Dave, DT, Michigan 1978-79
 Gallagher, Frank, G, N. Carolina 1967-72
 Galloway, Duane, DB, Arizona State 1985-87
 Gambol, Chris, T, Iowa 1989
 Gambrell, Bill, E, South Carolina 1968
 Gande, Sherwin, E, Ohio State 1952-57
 Gatski, Frank, C, Marshall 1957
 Gaubatz, Dennis, LB, LSU 1963-64
 Gay, William, DE, USC 1978-87
 *Gedman, Gene, B, Indiana 1953; 1956-58
 Gelle, Chris, C, Eastern Illinois 1987
 George, Ray, T, USC 1939
 Geremsky, Thad, E, Pittsburgh 1951
 Germany, Willie, DB, Morgan State 1973
 Gibbons, James, E, Iowa 1958-68
 Gibbs, Sonny, QB, TCU 1964
Gibson, Dennis, LB, Iowa State 1987-
 Giles, Jimmie, TE, Alcorn State 1986
 Gill, Sloko, G, Youngstown 1942
 Gillette, Jim, B, Virginia 1948
 Gilmer, Harry, QB, Alabama 1955-56
 Ginn, Tammie, G, Arkansas 1980-81
 Gipson, Paul, RB, Houston 1971
 Girard, Earl, B, Wisconsin 1952-56
 Glass, William, DE, Baylor 1958-61
Glover, Kevin, C-G, Maryland 1985-
 Goich, Dan, DE, California 1969-70
 Goldman, Samuel, E, Howard 1949
 Golsteyn, Jerry, QB, N. Illinois 1979
 Gonzaga, John, T, (No College) 1961-65
 Goodman, Henry, T, W. Virginia 1942
 Goovert, Ron, LB, MSU 1967
 Gordon, John, DT, Hawaii 1972

Gordy, John, G, Tennessee 1957; 1959-67
 Gore, Gordon, B, Okla. S.W. Tchrs. 1939
 *Graham, Lester, G, Tulsa 1938
 Graham, William, DB, Texas 1982-87
 Gray, Dan, DE, Rutgers 1978-79
 Gray, Hector, DB, Florida St. 1981-83
Gray, Mel, WR, Purdue 1989-
 Greco, Don, G, Western Illinois 1982-85
Green, Curtis, DE-NT, Alabama St. 1981-
 Green, Donnie, T, Purdue 1978
 Greene, John, E, Michigan 1944-50
 Greer, Albert, E, Jackson State 1963
 Grefe, Theodore, E, Notre Dame 1945
 Griffin, James, DB, Middle Tenn. St. 1986-89
 Grigonis, Frank, B, Chattanooga 1942
 Grimes, George, B, Virginia 1948
 Grymes, Darrell, WR, Central State 1987
 Groomes, Melvin, B, Indiana 1948-49
 Grossman, Rex, B, Indiana 1950
 Grottkau, Robert, G, Oregon 1959-60
 *Gutovky, 'Ace', RB, Okla. City U. 1934-38

H *Hackenbruck, John, T, Oregon State 1940
 *Hackney, Elmer, B, Kansas St. 1942-46
 Hadd, Gary, DT-NT, Minnesota 1988
 Hafen, Bernard, E, Utah 1949-50
 Haggerty, Mike, T, Miami (Fla.) 1973
 Hall, Alvin, DB, Miami (OH) 1981-85; 1987
 Hall, John, B, TCU 1942
 Hall, Tom, E, Minnesota 1962-63
 Hamilton, Raymond, E, Arkansas 1939
 Hamlin, Gene, C, Western Michigan 1972
 Hand, Larry, DE, Appalachian St. 1964-77
 Hanneman, Chuck, E, Mich. Normal 1937-41
 *Hansen, Dale, T, Mich. State 1944; 1948-49
 Harder, Pat, B, Wisconsin 1951-53
 Harding, Roger, C, California 1948
 Hardy, James, DB, USC 1952
 Harrell, James, LB, Florida 1979-83; 1985-86
 Harrison, Granville, E, Miss. State 1942
 Hart, Leon, E, Notre Dame 1950-57
 Harvay, Maurice, DB, Ball State 1983; 1987
 Haverdick, Dave, DE, Morehead St. 1970
 Hekkers, George, T, Wisconsin 1947-49
 Held, Paul, B, San Jose State 1955
 Helms, John, E, Georgia Tech 1946
 Henderson, John, E, Michigan 1965-67
 Hennigan, Mike, LB Tenn. Tech 1973-75
 Hertwig, Craig, T, Georgia 1975-77
 Heywood, Ralph, E, USC 1947
 Hickman, Donnie, G, USC 1978
 Hicks, Ivan, DB, Michigan 1987
 Hicks, Mark, LB, Arizona State 1987
 Hicks, R.W., C, Humboldt State 1975
 Hightower, John, E, Sam Houston 1943
 Hilgenberg, Wally, LB, Iowa 1964-66
 Hilt, David, TE, Texas A&I 1976-82
 Hill, Harlon, E, Florence State 1962
 Hill, J.D., WR, Arizona State 1976-78
 Hill, James, B, Tennessee 1951-52
 Hill, Jimmy, DB, Sam Houston 1965
 Hill, Rod, DB, Kentucky State 1986
 *Hillman, Bill, B, Tennessee 1947
 Hilton, John, TE, Richmond 1972-73
 Hinchman, Hubert, B, Butler 1934

Hipple, Eric, QB, Utah State 1980-1989
Hirsch, Steve, QB, Northern Illinois 1987
*Hoernschmeyer, Robert, B, Indiana 1950-55
Hogland, Doug, G, Oregon State 1958
Holland, Vernon, T, Tennessee St. 1980
Holoar, John, B, Appalachian State 1949
Holmes, Jerry, CB, West Virginia 1988-89
Hons, Todd, QB, Arizona State 1987
Hooks, Jim, RB, Cent. St. (Okla.) 1973-76
Hoopes, Mitch, P, Arizona 1977
Hoover, Mel, WR, Arizona State 1987
*Hopp, Harry, B, Nebraska 1940-43
Howard, Billy, DT, Alcorn A&M 1974-76
Howard, William, B, USC 1939
Hubbard, Marv, FB, Colgate 1977
Huffman, Vernon, B, Indiana 1937-38
*Hughes, Chuck, WR, Tex. El Paso 1970-71
Hunter, Herman, RB, Tennessee St. 1986
Hunter, James, DB, Grambling 1976-82
Hunter, Scott, QB, Alabama 1979
*Hupke, Thomas, G, Alabama 1934-37
Hutchison, Elvin, B, Whittier 1939

Isselhardt, Ralph, G, Franklin 1937
Ivory, Bob, G, Detroit 1947
Izo, George, QB, Notre Dame 1965

Jackson, Ernie, DB, Jackson St. 1979
James, Garry, RB, LSU 1986-88
James, John, P, Florida 1982
*James, June, LB, Texas 1985-86
*Jamison, George, LB, Cincinnati 1987
Jarvis, Ray, WR, Norfolk State 1974-78
Jaszewski, Floyd, T, Minnesota 1950-51
Jauron, Dick, DB, Yale 1973-77
Jefferson, William, B, Mississippi St. 1941
Jenkins, Ken, RB, Bucknell 1983-84
Jenkins, Leon, DB, West Virginia 1972
Jenkins, Walker, E, Wayne 1955
Jessie, Ron, WR, Kansas 1971-74
Jett, John, E, Wake Forest 1941
Johnson, Demetrius, DB, Missouri 1983-86
Johnson, Gilvanni, WR, Michigan 1987
Johnson, James, LB, San Diego St. 1985-86
*Johnson, John 'Jack', T, Utah 1934-40
Johnson, John Henry, B, Ariz. St. 1957-59
Johnson, Levi, Texas A&M 1973-77
*Johnson, Richard, WR, Colorado 1989
Johnson, Rick, T, Grand Valley St. 1987
Johnson, Troy, WR, Southern 1989
Jolley, Gordon, T, Utah 1972-75
Jones, A.J., RB, Texas 1985
Jones, David, C-G, Texas 1984-85
Jones, Doug, DB, S. Fernando Valley 1979
Jones, Elmer, G, Wake Forest 1947-48
Jones, James, FB, Florida 1983-88
Jones, James, B, Union Tenn. 1946
Jones, Jimmie, RB, UCLA 1974
Jones, Ralph, E, Alabama 1946
*Jones, Victor, LB, Virginia Tech 1989
Junker, Steve, E, Xavier 1957; 1959-61
Jurkiewicz, Walter, C, Indiana 1946

Kab, Vyto, TE, Penn State 1987-88
Kacmarek, Jeff, NT, Western Michigan 1987
Kamanu, Lew, DE, Weber State 1967-68
Kane, Rick, RB, San Jose State 1977-83; 1985
Kaporch, Albert, T, St. Bonaventure 1943-45
*Karlivacz, Carl, B, Syracuse 1953-57
*Karpinski, Keith, LB, Penn State 1989
Karras, Alex, DT, Iowa 1958-62; 1964-70
Karras, Ted, G, Indiana 1965
Karstens, George, C, Indiana 1949
Kaska, Anton, B, Illinois Wesleyan 1935
Kearney, Jim, DB, Prairie View 1965-66
Keene, Robert, B, Detroit 1943-45
Kennedy, William, E, Mich. St. 1942; 1944
Kenney, Steve, G, Clemson 1986
Kent, Greg, DT, Utah 1968
Kercher, Richard, B, Tulsa 1954
*Ketzko, Alexander, T, Michigan St. 1943
King, Angelo, LB, S. Carolina St. 1984-87
King, Horace, RB, Georgia 1975-83
Kinzer, Matt, P, Purdue 1987
Kipp, James, T, Montana State 1942
Kiser, Paul, G, Wake Forest 1987
*Kizzire, Lee, Wyoming 1937
Klewicki, Edward, E, Michigan St. 1935-38
Kmetovic, Peter, B, Stanford 1947
Knorr, Lawrence, C, Dayton 1942-45
*Knox, Sam, G, New Hampshire 1934-36
Komlo, Jeff, QB, Delaware 1979-81
Kopay, Dave, RB, Washington 1968
*Kopcha, Joseph, G, Chattanooga 1935
*Kostiuk, Michael, T, Detroit 1945
Kowalkowski, Bob, G, Virginia 1966-76
Kowjigs, Nick, FB, Lafayette 1987
Krall, Gerald, B, Ohio State 1950
Kramer, Ron, E, Michigan 1965-67
Kring, Frank, B, TCU 1945
Krol, Joseph, B, W. Ontario 1945
*Krouse, Raymond, T, Maryland 1956-57
Kuczinski, Bert, E, Pennsylvania 1943

LaLonde, Roger, DT, Muskingum 1964
Landry, Greg, QB, Massachusetts 1968-78
Lane, Dick, DB, Scottsbluff JC 1960-65
LaRose, Dan, T, Missouri 1961-63
Lary, Yale, DB, Texas A&M 1952-53; 1956-64
Larson, Bill, TE, Colorado State 1977
Laslavic, Jim, LB, Penn State 1973-77
Laster, Don, T, Tennessee State 1984
Latimer, Al, DB, Clemson 1982-84
Lawless, Burton, G, Florida 1980
Lay, Russell, B, Michigan State 1934
*Layne, Robert, DB, Texas 1950-58
Lear, Leslie, B, Manitoba 1947
LeBeau, Dick, DB, Ohio State 1959-72
Lee, Edward, WR, So. Carolina State 1963
Lee, Gary, WR, Georgia Tech 1987-88
Lee, Ken, LB, Washington 1971
Lee, Larry, C, UCLA 1981-85
Lee, Monte, LB, Texas 1963-64
Leforce, Clyde, QB, Tulsa 1947-49
Leonard, Tony, DB, Virginia U'n 1978-79
Lewis, Dan, DB, Wisconsin 1958-64
Lewis, David, TE, California 1984-88

continued

Lewis, Eddie, DB, Kansas 1979-80
 Lewis, Mark, TE, Texas A&M 1987-88
 Liles, Alva, DT, Boise State 1980
 Liles, Elvin, G, Okla. A&M 1943-45
 Linden, Luther, T, Kentucky 1944-45
 Liniger, Jack, C, Ohio State 1950-51
 Lio, Augustino, G, Georgetown 1941-43
 Lloyd, Dave, C, George 1962
 Lockett, Danny, LB, Arizona 1987-88
 Lomakoski, John, T, W. Michigan 1962
 Long, Chuck, QB, Iowa 1986-89
 Long, Ken, G, Purdue 1976
 Long, Robert, E, UCLA 1955-59
 *Looney, Joe Dan, HB, Oklahoma 1965-66
 Lowe, Gary, B, Michigan State 1957-64
 *Lowther, Jackie, B, Detroit 1944
 Lucci, Mike, LB, Tennessee 1965-73
 Luce, Derrel, LB, Baylor 1980
 *Lumpkin, Roy, B, Georgia Tech 1934
 Lusk Bob, C, Wm. & Mary 1956

M

Machurek, Mike, QB, Idaho State 1982-84
 Mackenroth, John, C, N. Dakota 1983
 *Madarik, Elmer, B, Detroit 1945-47
 Maggiolo, Chick, B, Illinois 1949
 Magnani, Dante, B, St. Mary's 1950
 Maher, Bruce, Detroit 1960-67
 Mains, Gilbert, T, Murray State 1952-61
 Malinchak, Bill, E, Indiana 1966-69
 Mandley, Pete, WR, Northern Arizona 1984-88
 Mann, Errol, K, North Dakota 1989-76
 Mann, Robert, E, Michigan 1948-49
 Manzo, Joseph, T, Boston College 1945
 Margucci, Joseph, B, USC 1947-48
 Markovich, Mark, G, Penn State 1976-77
 Maronic, Stephen, T, N. Carolina 1939-40
 Marsh, Amos, FB, Oregon State 1965-67
 Martin, James, G, Notre Dame 1951-61
 Martin, Robbie, WR, Cal Poly SLO 1981-84
 Martinovich, Philip, G, C.O.P. 1939
 Matheson, Jack, E, Western Mich. 1943-46
 Matheson, Riley, G, Texas Mines 1943
 Mathews, Ned, B, UCLA 1940-43
 Mathewson, Morley, E, California 1941
 Matich, Trevor, C, BYU 1989
 *Matis, Tony, T, Pittsburgh 1938-39
 Matson, Ollie, FB, San Francisco 1963
 Mattiford, John, G, Marshall 1941
 Maves, Earl, B, Wisconsin 1948
 Maxwell, Bruce, RB, Arkansas 1970
 Maxwell, Vernon, LB, Arizona State 1985-87
 Mazza, Vincent, E, (No College) 1945-46
 Mazzanti, Jerry, DE, Arkansas 1966
 McCall, Reese, TE, Auburn 1983-85
 McCambridge, John, DE, NWU 1967
 McClung, Willie, T, Florida A&M 1960-61
 McCord, Darris, DE-OL, Tennessee 1955-67
 McCoy, Joel, B, Alabama 1946
 McCoy, Mike, DT, Notre Dame 1980
 McCray, Prentice, DB, Arizona State 1980
 McCulloch, Earl, E, USC 1968-73
 McDermott, Lloyd, T, Kentucky 1950
 McDonald, James, B, Ohio State 1938-40
 McDonald, James, TE, USC 1985
 McDonald, Keith, WR, San Jose St. 1989

McDonough, Bob, DB, California (PA) 1987
 McDuffie, George, DE, Findlay 1987
 McElhenny, Hugh, HB, Washington 1964
 McGee, Willie, WR, Alcorn State 1978
 McGraw, Mike, LB, Wyoming 1977
 McGraw, Thurman, T, Colo. A&M 1950-54
 McIlhenny, Donald, B, SMU 1956
 McInnis, Hugh, E, Miss. Southern 1964
 McKalip, William, E, Oregon St. 1934, 1936
 *McLenna, Bruce, HB, Hillsdale 1966
 McMakin, John, TE, Clemson 1975
 *McNorton, Bruce, DB, Georgetown, Ky. 1982
 McWilliams, William, B, Jordon 1934
 Meade, Mike, FB, Penn State 1984-85
 Melnikovich, Mike, DE, Gray Harbour JC 1967
 Mello, James, B, Notre Dame 1949
 Mendenhall, John, DT, Grambling 1980
 Meska, Richard, T, St. Mary's 1943
 Messner, Max, LB, Cincinnati 1960-63
 Middleton, David, E, Auburn 1955-60
 Mike-Mayer, Steve, K, Maryland 1977
 Miketa, Andrew, C, N. Carolina 1954-55
 Miklich, William, B, Idaho 1948
 Milano, Arch, E, St. Francis 1945
 Milinichik, Joe, G-T, N. Carolina St. 1987-89
 Miller, John, S, Michigan State 1989
 Miller, Robert, T, Virginia 1952-58
 Miller, Terry, LB, Illinois 1970
 Mills, Dick, G, Pittsburgh 1961-62
 Misko, John, P, Oregon State 1987
 Mitchell, Davon, DB, Iowa 1986-88
 *Mitchell, Granville, E, Davis-Elkins 1934
 Mitchell, Melvin, C, Tennessee St. 1977
 Mitchell, Jim, DE, Virginia St. 1970-77
 Mitrick, Frank, T, Oglethorpe 1945
 Mobley, Stacey, WR, Jackson State 1989
 Mohring, John, LB, C.W. Post 1980
 Momsen, Robert, G, Ohio State 1951
 *Monahan, Regis, B, Ohio State 1935-38
 Montgomery, James, T, Texas A&M 1946
 Montgomery, Wilbert, RB, Abilene Christian 1986
 Montier, Mike, C, Colorado 1978
 Mooney, Ed, LB, Texas Tech 1966-71
 Moore, Alvin, RB, Arizona State 1985-86
 Moore, Denis, T, USC 1967-69
 *Moore, Paul, B, Presbyterian 1940-41
 Moore, William, E, No. Carolina 1939
 Morlock, John, B, Marshall 1940
 Morrill, Earl, QB, Michigan State 1958-64
 *Morris, Glen, E, Colorado State 1940
 Morris, Jon, C, Holy Cross 1975-77
 Morris, Randall, RB, Tennessee 1968
 Morrison, Don, T, Texas Arlington 1979
 Morse, Raymond, E, Oregon 1935-36; 1940
 Moscrip, James, E, Stanford 1938-39
 Moss, Martin, DT-NT, UCLA 1962-85
 Mota, Kelly, E, Duke 1947-49
 Mott, Steve, C, Alabama 1983-88
 Mugg, Garvin, T, N. Texas State 1945
 Munson, Bill, QB, Utah State 1968-76
 Mursakowski, Art, B, Northwestern 1951
 Murray, Eddie, K, Tulane 1980
 Myers, Tom, QB, Northwestern 1965-66

- N** Nardi, Richard, B, Ohio State 1938
 Naumoff, Paul, LB, Tennessee 1967-78
 Nelson, Reed, C, Brigham Young 1947
 Nelson, Robert, C, Baylor 1941, 1945
 Nichols, Mark, WR, San Jose St. 1981-87
 Ninowski, Jim, QB, Mich. State 1960-61
 Niziolek, Bob, TE, Colorado 1981
Noga, Niko, LB, Hawaii, 1989-
 Noppenberg, John, B, Miami 1941
 Nori, Reino, B, N. Illinois State 1937
 Norris, Ulysses, TE, Georgia 1979-83
 Nott, Douglass, B, Detroit 1935
 Nowatzke, Tom, FB, Indiana 1965-69

- O** Oates, Brad, T, Brigham Young 1978
 Obee, Duncan, C, Dayton 1941
 O'Brien, Jim, WR, Cincinnati 1973
 O'Brien, William, B, (No College) 1947
 Odle, Phil, E, BYU 1968-70
 Office, Anthony, LB, Illinois State 1987
 Ogle, Rick, LB, Colorado 1972
 Oldham, Ray, DB, Middle Tennessee 1980-82
 Olenski, Mitchell, T, Alabama 1947
 Olszewski, John, FB, California 1961
 O'Neill, Ed, LB, Penn State 1974-79
 O'Neill, Bill, HB, Detroit 1935
 Opaleski, Edward, T, Mich. N. 1943-44
 Orton, Greg, G, Nebraska 1987
 Orvis, Herb, DT, Colorado 1972-77
 Owens, Steve, RB, Oklahoma 1970-75

- P** Paige, Tony, FB, Virginia Tech 1987-89
Painter, Carl, RB, Hampton Inst. 1988-
 Palmer, Paul, RB-WR, Temple 1989
 Panciera, Donald, B, San Francisco 1950
 Panelli, John, B, Notre Dame 1948-50
 Paolucci, Ben, T, Wayne State 1959
 *Parker, Raymond, B, Centenary 1935-36
 Parker, Willie, G, North Texas St. 1980
 Parkin, Dave, DB, Utah State 1979
 Parson, Ray, T, Minnesota 1971
 Parsons, Lloyd, B, Gust. Adolphus 1941
 *Patt, Maurice, E, Carnegie Tech 1938
 Patterson, Don, DB, Georgia Tech 1979
 Pavelec, Theodore, G, Detroit 1941-42
 Payton, Eddie, RB, Jackson State 1977
 Pearson, Lindell, B, Oklahoma 1950
Peete, Rodney, DB, USC 1989-
 Perry, Gerald, T, California 1954; 1956-59
 Pesuit, Wally, C, Kentucky 1979; 1980
Pete, Lawrence, NT, Nebraska 1989-
 Peters, Floyd, T, San Francisco St. 1963
 Peterson, Ken, B, Gonzaga 1936
Phillips, Jason, WR, Houston 1989-
 Picard, Bob, WR, East, Washington 1976
 Pickard, Bob, WR, Xavier 1974
 Piepul, Milton, B, Notre Dame 1941
 Pierson, Reggie, Oklahoma State 1976
 Pietrosante, Nick, B, Notre Dame 1959-65
 Pifferini, Robert, C, San Jose State 1949
 Pingel, John, B, Michigan State 1939
 Pinkney, Reggie, DB, E. Carolina 1977-78
 Plum, Mitt, QB, Penn State 1962-67

- *Polansky, John, B, Wake Forest 1942
 Poole, Oliver, E, Mississippi 1949
 Porter, Ricky, RB, Slippery Rock St. 1982
 Porter, Tracy, WR, LSU 1981-82
 Potts, Charles, DB, Purdue 1972
 Prchlik, John, T, Yale 1949-53
 Pregulman, Mervin, G, Michigan 1947-48
 Prescott, Harold, E, Hardin-Simmons 1949
 Presnell, Glenn, B, Nebraska 1934-36
 Price, Charles, B, Texas A&M 1940-41; 1945
 Price, Ernest, DT, Texas A&I 1973-78
 Prindle, Mike, K, Western Michigan 1987
 Pringle, Alan, K, Rice 1975
 Pureitorty, Dave, DE, E. Michigan 1978-82

- Q** Quaberna, Jerry, G-T, Michigan 1987
 Quintan, Bill, DE, Michigan State 1964

- R** Rabb, Warren, DB, LSU 1960
 *Rabold, Mike, G, Indiana 1959
 Radovich, William, G, USC 1938-41; 1945
 Ramsey, Derrick, TE, Kentucky 1987
 Randolph, Al, DB, Iowa 1972
 *Randolph, Clare, C, Indiana 1934-36
 Ranspot, Keith, E, SMU 1941
 Rastley, Rocky, G, Oregon State 1969-73
 Rasmussen, Wayne, DB, S. Dakota St. 1964-73
 Reckmack, Raymond, B, Syracuse 1937
 Redmond, Rudy, DB, Pacific 1972-73
 *Reeber, Lucian, T, Hampton Inst. 1963
 Reed, Joe, QB, Mississippi State 1975-79
 Reese, Lloyd, B, Tennessee 1947
 Reichow, Jerry, DB, Iowa 1956-59
 Rexer, Freeman, E, Tulane 1944
 Reynolds, Robert, T, Stanford 1937-38
 *Rhodes, Bruce, DB, S. Francisco St. 1978
 Ricardo, Benny, K, San Diego St. 1976-79
 Ricca, James, T, Georgetown 1955
 Rich, Randy, DB, New Mexico 1977
 Richards, Perry, E, Detroit 1956
 Richards, Ray, G, Nebraska 1934
 Richins, Aldo, B, Utah 1935
 Rifenberg, Richard, E, Michigan 1950
 Riley, Lee, B, Detroit 1955
 *Ritchart, Delbert, C, Colorado 1936-37
 *Robb, Joe, DE, TCU 1968-71
 Robertson, Lake, E, Mississippi 1945
 Robinson, Bo, FB, W. Texas St. 1979-80
 Robinson, John, DB, Tenn. State 1966-67
 Robinson, Shelton, LB, North Carolina 1986-88
 Rockenbach, Lyle, G, Michigan St. 1943
 Rogas, Daniel, G, Tulane 1951
 Rogers, Reggie, DE, Washington 1987-88
 *Rogers, William, T, Villanova 1938-40
 Roskie, Kenneth, B, E. Carolina 1948
 Ross, Tim, LB, Bowling Green St. 1987
 Rosteck, Ernest, C, (No College) 1944
 Rote, Tobin, QB, Rice 1957-59
 Rothwell, Fred, C, Kansas State 1974
 Roundtree, Ray, WR, Penn State 1988
 Rouse, Stillman, E, Missouri 1940
 Roussos, Michael, T, Pittsburgh 1949
 Rowe, Robert, B, Colgate 1934
 Rubick, Rob, TE, Grand Valley State 1982-88

continued

Rubino, Anthony, G, Wake Forest 1943-46
Rush, Jerry, DT, Michigan State 1965-71
Russas, Albert, T, Tennessee 1949
Russell, Kenneth, T, Bowling Green 1957-59
Ryan, David, B, Hardin-Simmons 1945-46
Ryan, Kent, B, Utah State 1938-40
Rychiec, Tom, E, Am. Int'l 1958
Ryder, Nick, FB, Miami 1963-64

S

- Saleaumua, Dan, NT, Arizona State 1987-88
Salem, Harvey, G, California 1986
Salsbury, James, G, UCLA 1955-56
Sanchez, John, T, San Francisco 1947
Sanders, Barry, RB, Oklahoma St. 1989-
Sanders, Charlie, TE, Minnesota 1968-77
Sanders, Daryl, T, Ohio State 1963-66
Sanders, Eric, T-G, Nevada-Reno 1985-
Sanders, Ken, DE, Howard-Payne 1972-79
*Sandifer, Daniel, B, LSU 1950
Sanzotta Dominic, B, W. Res. 1942; 1946
Sarratt, Charles, B, Oklahoma 1948
Sarringhaus, Paul, B, Ohio State 1948
Sarton, Lawrence, G, Fordham 1942; 1945
Saul, Bill, LB, Penn State 1970
Schibanoff, Alexander, T, Frank-Marsh 1942
Schiechi, John, C, Santa Clara 1942
Schmidt, Joseph, LB, Pittsburgh 1953-65
Schmiesing, Joe, DT, New Mexico St. 1972
*Schneller, John, E, Wisconsin 1934-36
Scholtz, Bob, C, Notre Dame 1960-64
Schottel, Ivan, B, NW Mo. St. 1946; 1948
Schroll, Charles, B, LSU 1950
Scott, Clyde, B, Arkansas 1952
Scott, Fred, WR, Amherst 1978-83
Scott, Perry, E, Muhlenberg 1942
Self, Clarence, B, Wisconsin 1950-51
Seltzer, Harry, B, Morris-Harvey 1942
Sewell, Harley, G, Texas 1953-62
Sheffield, Chris, DB, Albany State 1987
*Shepherd, William, B, W. Maryland 1935-40
Shoals, Roger, T, Maryland, 1965-70
Siegert, Wayne, T, Illinois 1951
Sieminski, Chuck, DT, Penn State 1968
Sigillo, Dominic, T, Xavier 1945
Simmons, Davie, LB, N. Carolina 1980
*Simmons, John, C, Detroit 1949-50
Simon, Jim, G, T, Miami (Fla.) 1963-65
Simonson, Dave, T, Minnesota 1977
Sims, Billy, RB, Oklahoma 1980-84
Singer, Curt, T, Tennessee 1988
Sinkwich, Frank, B, Georgia 1943-44
Sirochman, George, G, Duquesne 1944
Skladany, Tom, P, Ohio State 1978-82
Slaby, Lou, LB, Pittsburgh 1966
Sloan, Dwight, B, Arkansas 1939-40
Small, John, DT, Citadel 1973-74
Smith, Bobby, DB, UCLA 1965-66
Smith, Harry, T, USC 1940
Smith, J.D., T, Rice 1964-66
Smith, Robert, J, HB, Iowa 1949-54
Smith, Oscar, RB, Nicholls State, 1986
Smith, Ricky, DB, Alabama State 1980-82
Smith, Robert, L., B, Texas A&M 1953-54
Smith, Wayne, DB, Purdue 1980-82
Sneddon, Robert, B, St. Mary's 1945
Snell, Ray, G, Wisconsin 1985
Soboleski, Joseph, T, Michigan 1950
Sokolosky, John, C, Wayne St 1978
Souders, Cecil, E, Ohio State 1947-49
Spangler, Eugene, B, Tulsa 1946
*Speelman, Harry, T, Michigan State 1940
Spencer, Oliver, T, Kansas 1953; 1956; 1959-61
Speth, George, T, Murray State 1942
Spielman, Chris, LB, Ohio State 1988-
Stacco, Edward, T, Colgate 1947
Stacy, James, T, Oklahoma 1935-37
Staggers, Jon, WR, Missouri 1975
Stanfel, Richard, G, San Francisco 1952-55
Stanley, Walter, WR, Mesa College 1989
Starring, Stephen, WR, McNeese State 1988
Steele, Chuck, C, California 1987
*Steen, James T, Syracuse 1935-36
Steffen, Jim, B, UCLA 1959-60
Stephens, Hal, DE, East Carolina 1985
Stevenson, Mark, G-C, Western Illinois 1985
Stewart, Jim, DB, Tulsa 1979
Stiits, William, B, UCLA 1954-56
*Stokes, Lee, C, Centenary 1937-39
Stovall, Richard, C, Abilene Christian 1947-48
Strauthers, Tom, DE, Jackson State 1988
Strenger, Rich, T, Michigan 1983-87
Stringfellow, Joseph, E, Miss. So. 1942
Stuart, Roy, T, Tulsa 1943
Studstill, Pat, WR, Houston 1961-67
Succic, Stephen, B, Illinois 1947-48
Sugar, Len, E, Purdue 1962
Sully, Ivory, DB, Delaware 1987
Sumler, Tony, DB, Wichita State 1978
Summers, Wilbur, Louisville 1977
Summerall, George, "Pat", E, Arkansas 1952
Sunter, Ian, K (No College) 1976
Swain, Bill, LB, Oregon 1968-69
Sweetan, Karl, DB, Wake Forest 1966-67
Swiacki, William, E, Columbia 1951-52
Swider, Larry, P, Pittsburgh 1979
Szakashi, Paul, B, Montana 1983-42
*Szymanski, Frank, C, Notre Dame 1945-47

T

- Tassos, Damon, G, Texas A&M 1945-46
Tatarek, Bob, DT, Miami (Ohio) 1972
Tautolo, Terry, LB, UCLA 1981-82; 1984
Taylor, Altie, RB, Utah State 1969-76
Taylor, Terry, CB, Southern Illinois 1989-
Teal, Jim, LB, Purdue 1973
Teary, Larry, C, Wake Forest 1978-79
Ten Napel, Garth, LB, Texas A&M 1976-77
Terry, Nat, DB, Florida State 1978
Thomas, Bob, K, Notre Dame 1982
*Thomas, Calvin, G, Tulsa 1939-40
Thomas, Russell, T, Ohio State 1946-49
Thomason, James, B, Texas A&M 1945
Thompson, Bobby, RB, Oklahoma 1975-76
Thompson, Bobby, DB, Arizona 1964-68
Thompson, Dave, C, Clemson 1971-73
Thompson, Jesse, WR, California 1978-81
Thompson, Leonard, WR, Okla. St. 1975-86
Thompson, Robert, LB, Michigan 1987
Thompson, Vince, RB, Villanova 1981-83
Thrower, Jim, DB, East Texas St. 1973-75
Thuerk, Owen, E, St. Joseph (Ind.) 1941

Todd, Jim, HB, Ball State 1966
Tolle, Stuart, NT, Bowling Green 1987
Tomasetti, Louis, B, Bucknell 1941
*Tonelli, Anthony, C, USC 1939
Topor, Ted, LB, Michigan 1955
Torgeson, LaVern, C, Wash. St. 1951-54
Tracy, Thomas, B, Tennessee 1956-57
Treadway, John, T, Hardin-Simmons 1949
Trebotech, Ivan, B, St. Mary's 1944-45
Tressa, Thomas, G, Davis-Elkins 1942
Triplett, Bill, RB, Miami (Ohio) 1968-72
Triplett, Wallace, B, Penn State 1949-50
Tripson, John, T, Mississippi State 1941
Tripucka, Frank, QB, Notre Dame 1949
Truvillion, Eric, WR, Florida A&M 1987
Tsoutsouvas, John, C, Stanford 1940
Tuinei, Tom, DT, Hawaii 1980
Tully, Darren, B, E. Texas Teachers 1939
Turner, Harold, E, Tennessee State 1954
Turnure, Tom, C-G, Washington 1980-83; 1985-86
Tyler, Maurice, Morgan State 1976

U Uremovich, Emil, T, Ind. 1941-42; 1945-46
Utley, Michael, G-T, Washington State 1989-

V Van Horn, Doug, G, Ohio State 1966
Van Tone, Arthur, B, Southern Mississippi 1943-45
*Vanzo, Frederick, B, Northwestern 1938-41
Vargo, Larry, E, Detroit 1963
*Vaughn, Charles, B, Tennessee 1935
Vaughn, Tom, DB, Iowa State 1965-71
*Vezmar, Walter, T, Michigan State 1946-47

W *Wagner, Sidney, G, Mich. State 1936-38
Wagoner, Dan, DB, Kansas 1982-84
Walker, Doak, B, SMU 1950-55
Walker, Wayne, LB, Idaho 1958-72
Walker, Willie, WR, Tennessee St. 1966
Walters, Red, G, Iowa 1979
Walton, Chuck, G, Iowa State 1967-74
Walton, Larry, WR, Arizona State 1969-76
Ward, Elmer, C, Utah State 1935-36
Ward, Paul, C, Whitworth 1961-62
Ward, William, G, Washington St. 1947-49
Warne, Jim, T, Arizona State 1987
Washington, Dave, LB, Alcorn St. 1978-79
Washington, Gene, WR, Stanford 1979
Watkins, Bobby, DB, Southwest Texas St. 1982-88
Watkins, Larry, RB, Alcorn A&M 1969
Watkins, Tom, HB, Iowa State 1962-67
Watson, Joseph, C, Rice 1950
Watt, Joseph, B, Syracuse 1947-48
Weatherall, Jim, T, Oklahoma 1959-60
Weaver, Charlie, LB, USC 1971-81
Weaver, Herman, P, Tennessee 1970-76
Webb, Ken, HB, Presbyterian 1958-62
Weber, Richard, B, St. Louis 1945
Weger, Mike, DB, Bowling Green 1967-75
Weiss, Howard, B, Wisconsin 1939-40
Weithe, John, G, Xavier 1939-42
Welch, Jim, RB, SMU 1968
Wells, Warren, E, Texas Southern 1964
West, Charlie, DB, Texas El Paso 1974-77

Wester, Cleve, RB, Concordia 1987
*Westfall, Robert, B, Michigan 1944-47
*Wetterlund, Chet, B, Ill. Wesleyan 1942
Wheeler, Mark, TE, Kentucky 1987
White, Bryon, "Whizzer", B, Colorado 1940-41
White, Daryl, G, Nebraska 1974
White, Stan, LB, Ohio State 1980-82
White, Wilbur, HB, Colorado A&M 1936
White, William, S, Ohio State 1988-
Whited, Mike, T, Pacific 1980
Whitlow, Bob, G-C, Arizona 1961-65
Whitsell, Dave, DB, Indiana 1958-60
Wiatrak, John, C, Washington 1939
Wickert, Tom, T, Washington State 1977
Wickett, Lloyd, T, Oregon State 1943; 1946
*Wiese, Robert, B, Michigan 1947-48
Williams, Bobby, DB, Central St. 1969-71
Williams, Eric, DT-DE-NT, Washington St. 1984-
Williams, Eric T, DB, North Carolina St. 1987
Williams, Gardner, DB, St. Mary's 1984
Williams, Jimmy, LB, Nebraska 1982-
Williams, Michael, WR, Northeastern 1989
Williams, Ray, WR, Washington State 1980
Williams, Rex, C, Texas Tech 1945
Williams, Sam, DE, Michigan St. 1980-65
Williams, Scott, FB, Georgia 1986-88
Williams, Walt, DB, New Mexico St. 1977-81
Wilson, Camp, B, Tulsa 1946-49
Winkler, Randy, T, Tarleton State 1967
Winslow, Robert, E, USC 1940
Witkowski, John, QB, Columbia 1984; 1988
Witte, Mark, TE, North Texas St. 1987
Wojciechowicz, Alex, C, Fordham 1938-46
Wait, Richard, B, Arkansas State 1955
Womack, Bruce, G, W. Texas State 1951
Woodcock, John, DT, Hawaii 1976-80
Woods, Jerry, DB, Northern Michigan 1989
Woods, Larry, DT, Tennessee State 1971-72
Woods, Robert, WR, Grambling 1979
Woolfolk, Butch, RB, Michigan 1987-88
Wright, John, WR, Illinois 1969
Wyatt, Doug, DB, Tulsa 1973-74
Wyche, Sam, QB, Furman 1974

Y Yarbrough, Jim, T, Florida 1969-77
Yeppreman, Garo, K, (No College) 1966-67
Young, Adrian, LB, USC 1972
Yowarsky, Walter, E, Kentucky 1955

Z Zatkoff, Roger, G, Michigan 1957-58
Zawadzkas, Jerry, E, Columbia 1967
Zimmerman, Leroy, B, San Jose St. 1947
Zolko, Mickey, RB, Auburn 1971-74
Zuzzio, Anthony, G, Muhlenberg 1942

(*deceased)

DETROIT LIONS' DRAFT SINCE 1950

1950

BONUS CHOICE:

- HART, LEON
E, Notre Dame
1. WATSON, JOE
C, Rice
 2. Choice to Cleveland
 - 2B. McGRAW, THURMAN
T, Colorado
(From Philadelphia)
 3. MURAKOWSKI, ART
B, Northwestern
 4. KIELY, ERNIE
G, Texas-El Paso
 5. FITKIN, HAL
B, Dartmouth
 6. JASZEWSKI, FLOYD
T, Minnesota
 7. LEVERMAN, BILL
B, St. Edward's
 8. McALLISTER, RALPH
B, Minnesota
 9. WOOD, ED
G, Detroit
 10. MALCOLM, ROLAND
B, Gustavus Adolphus
 11. WILSON, JACK
T, Ohio State
 12. WALTERS, BUCKY
T, Brown
 13. RYAN, JIM
B, San Francisco
 14. SQUIRES, CLIFF
C, Nebraska Wesleyan
 15. WORTHINGTON, TOM
B, Northwestern
 16. GREINER, JERRY
C, Detroit
 17. CALLAHAN, CONNIE
B, Morningside
 18. STANSAUK, DON
T, Denver
 19. CIFELLI, GUS
T, Notre Dame
 20. DAVIS, FRED
E, Maryland
 21. BREWER, GEORGE
B, Oklahoma
 22. TATE, JIM
T, Purdue
 23. HELLER, IRV
T, Boston U.
 24. McDOWELL, JIM
G, William & Mary
 25. GLICK, GENE
B, Michigan State
 26. LEE, BOBBY COY
B, Texas
 27. JOHNSON, ELBERT
E, Texas Tech
 28. KARRAS, JOHNNY
B, Illinois
 29. STEGER, RUSS
B, Illinois
 30. DeROIN, RUBE
C, Oklahoma State

1951

1. Choice to Philadelphia
2. STANFEL, DICK
G, San Francisco
3. DIBBLE, DORNE
E, Michigan State
4. D'ALONZO, PETE
B, Villanova
5. DORAN, JIM
E, Iowa State
- 5B. TORGESON, LaVERN
C, Washington State
(From New York Yanks)
6. CHRISTIANSEN, JACK
B, Colorado State
7. MONSEN, BOB
T, Ohio State
8. RAKLOVITS, DICK
B, Illinois
9. Choice to Cleveland
10. SHOAF, JIM
G, Louisiana State
11. ANDERSON, FRANKIE
E, Oklahoma State
12. Choice to Cleveland
13. SIEGERT, WAYNE
T, Illinois
14. WITTMER, LEE
T, Detroit
15. HILL, JIMMIE
B, Tennessee
16. GEREMSKY, TED
E, Pittsburgh
17. MEISENHEIMER, DARRELL
B, Oklahoma State
18. WOLGAST, EDDIE
B, Arizona
19. HANSON, GORDY
T, Washington State
20. GIBBONS, HARRY
B, South Dakota State
21. BLOCK, KING
B, Idaho
22. FOLDBERG, DAN
E, Army
23. GABRIEL, DICK
B, Lehigh
24. BUKSAR, GEORGE
B, Purdue
25. HARRIS, DICK
C, Texas
26. KAZMIERSKI, FRANK
C, West Virginia
27. ALLIS, HARRY
E, Michigan
28. PEOT, DICK
T, South Dakota State
29. WOMACK, BRUCE
T, West Texas State
30. HORWATH, RON
B, Detroit

1952

1. Choice to Cleveland
2. Choice to Chicago Cardinals

3. LARY, YALE
B, Texas A&M
4. SUMMERALL, PAT
E, Arkansas
5. MILLER, BOB
T, Virginia
6. COOPER, GORDON
E, Denver
7. GARDNER, WES
C, Utah
8. DUBLINSKI, TOM
B, Utah
9. GANDEE, SHERWIN
E, Ohio State
10. DOWDEN, STEVE
T, Baylor
11. FLOWERS, KEITH
C, Texas Christian
12. ROSHIO, JIM
B, Louisiana State
13. McDONALD, CARROLL
C, Florida
14. OLIVERSON, RAY
B, Brigham Young
15. BURGAMY, JOHN
G, Georgia
16. Choice to Cleveland
17. LAURICELLA, HANK
B, Tennessee
18. CAMPBELL, STAN
G, Iowa State
19. EARON, BLAINE
E, Duke
20. MAINS, GIL
T, Murray State
21. BOYKIN, ARNOLD
B, Mississippi
22. DAVID, JIM
E, Colorado State
23. MAXWELL, HAL
E, Mississippi
24. WERCKLE, BOB
T, Vanderbilt
25. BAILEY, BY
B, Washington State
26. TERRY, BUDDY
E, Stephen F. Austin
27. TROUT, BOB
E, Baylor
28. TURNER, HAL
E, Tennessee State
29. HUDSON, ART
B, Western Illinois
30. DILLON, RAY DON
B, Prairie View A&M

1953

1. SEWELL, HARLEY
G, Texas
2. GEDMAN, GENE
B, Indiana
3. Choice to Cleveland
4. ANE, CHARLIE
T, Southern California
5. Choice to Philadelphia

continued

6. SPENCER, OLLIE
T, Kansas
7. SCHMIDT, JOE
C, Pittsburgh
8. CARPENTER, LEW
B, Arkansas
9. McCORMICK, CARLTON
C, Texas Christian
10. GASKIN, DREHER
E, Clemson
11. MESSENGER, ELMER
G, Washington State
12. SPENCER, LARRY
B, Wake Forest
13. THOMAS, BOB
E, Washington & Lee
14. BARGER, JACK
T, New Mexico
15. TOPOR, TED
B, Michigan
16. VOLONNINO, BOB
B, Army-Villanova
17. GREEN, RAY
T, Duke
18. MIODUSZEWSKI, ED
B, William & Mary
19. HELD, PAUL
B, San Diego State (Future)
20. HART, GERRY
T, Army-Mississippi State
21. TATA, BOB
B, Virginia
22. RETZLAFF, PETE
B, South Dakota State
23. KARILIVACZ, CARL
B, Syracuse
24. GRANT, TRUETT
T, Duke
25. BROWN, MARY
B, East Texas State
26. DOOLEY, JIM
C, Penn State
27. PARKER, JACKIE
B, Mississippi State
28. PEPPER, LAURIN
B, Southern Mississippi
29. RECTOR, HARLEY
T, Wayne State (Neb.)
30. MAUS, HAL
E, Montana

1954

1. CHAPMAN, DICK
T, Rice
2. NEAL, JIM
C, Michigan State
3. BOWMAN, BILL
B, William & Mary
4. STITTS, BILL
B, UCLA
(from Washington)
- 4B. McCANTS, HOWARD
E, Washington State
5. PAROZZO, GEORGE
T, William & Mary
6. DACUS, PENCE
B, Southwest Texas
(from Green Bay)
- 6B. KERCHER, DICK
B, Tulsa

7. CROSS JACK
B, Utah
8. DAVID, MILT
B, UCLA
9. LAWSON, BOB
B, Cal Poly-SLO
10. CARROLL, JACK
E, Holy Cross
11. SCHWENK, MILT
T, Washington State
12. HARTMAN, BOB
T, Oregon State
13. SWIERCZEK, JIM
B, Marshall
14. NOVAK, RAY
B, Nebraska
15. HINDERLIDER, KIRK
E, Colorado State
16. CHUOKE, BOB
T, Houston
17. KASER, RICK
B, Toledo
18. HAYES, NORM
T, Idaho
19. GRAVES, BUSTER
T, Arkansas
20. DURRANT, JIM
G, Utah
21. KISTLER, JACK
B, Duke
22. BRUNDAGE, DEWEY
E, Brigham Young
23. SHANAFELT, JACK
T, Pennsylvania
24. BURROWS, BOBBY
G, Duke
25. WOIT, DICK
B, Arkansas State
26. GEORGE, JIM
T, Syracuse
27. RZESZUT, DICK
C, Benedictine
28. RUTSCHMAN, DOLPH
B, Linfield
29. BERTRAND, MEL
C, Idaho
30. HORTON, ELLIS
B, Eureka (Illinois)

1955

1. MIDDLETON, DAVE
B, Auburn
2. SALSBURY, JIM
G, UCLA
3. McCORD, DARRIS
T, Tennessee
4. MALLOY, GORDON
B, Miami
(from Washington)
- 4B. RILEY, LEE
B, Detroit
5. BROOKS, BUD
G, Arkansas
6. CHILDERS, ELIJAH
T, Prairie View A&M
7. ZAGERS, BERT
B, Michigan State
8. CUNNINGHAM, LEON
C, South Carolina
(from Pittsburgh)

- 8B. HOLLAND, LAMOINE
E, Rice
(From Cleveland)
- 8C. WALKER, BILL
E, Maryland
9. JENKINS, WALT
T, Wayne State
10. GASTALL, TOM
B, Boston U.
11. McDERMOTT, HERB
T, Iowa State
12. GOIST, DICK
B, Cincinnati
13. HENDERSON, DON
T, Utah
14. GAJDA, JERRY
B, Benedictine
15. ATKINS, GEORGE
G, Auburn
16. MARR, AL
E, Bradley
17. DON DALY
B, Eastern Kentucky
18. OLEKSIK, PAT
B, Tennessee
19. MULLER, BOB
C, Eastern Kentucky
20. MAHAFFEY, FRED
B, Denver
21. WALTERS, JIM
T, Mississippi
22. ALBRECHT, GEORGE
B, Maryland
23. GALUSKA, GEORGE
B, Wyoming
24. FLACKE, BOB
G, Holy Cross
25. MILLER, DICK
T, Illinois
26. McDONALD, DUNCAN
B, Michigan
27. TROKA, MIKE
B, Trinity (Connecticut)
28. LOVELL, HARRY
G, South Carolina
29. DEARING, BILL
B, Florida
30. HATCH, CHARLEY
E, Utah State

1956

1. CASSADY, HOWARD
B, Ohio State
2. Choice to Los Angeles
3. McILHENNY, DON
B, Southern Methodist
- 4B. REICHOW, JERRY
QB, Iowa
5. TRACY, TOM
B, Tennessee
6. LUSK, BOB
C, William & Mary
7. CRONIN, GENE
G, Pacific
8. POWELL, JACK
T, Texas A&M
9. JONES, CALVIN
G, Iowa
10. SILAS, JOE
DE, South Carolina

continued

11. WACKER, LEW
B, Richmond
- 11B. SELEP, TOM
B, Maryland
(from Pittsburgh)
12. NUNNERY, BOB
T, Louisiana State
13. FERGUSON, O.K.
B, Louisiana State
14. FALLS, RONNIE
LB, Duke
15. ALLERT, HORACE
DE, Southwest Texas State
16. ZYZDA, LEW
DE, Purdue
17. WIND, KEN
E, Houston
18. PETRARCA, EMIDIO
B, Boston College
19. VAUGHN, DALE
B, Virginia Military
20. STEPHENSON, JOE
E, Vanderbilt
21. BLECHEN, BOB
C, Whittier
22. MARAZZA, DICK
T, Clemson
23. GARRARD, BOB
B, Georgia
24. WALZ, JARV
E, Central Michigan
25. HALL, JERRY
B, Rice
26. WALDEN, JOE
B, West Texas State
27. BURNTHORNE, BRYAN
G, Tulane
28. SMITH, JOHN
G, Northwestern
29. PETERS, DOUG
B, UCLA
30. GIBBENS, JOHN
T, Southwest Texas State

1957

1. GLASS, BILL
G, Baylor
2. GORDY, JOHN
T, Tennessee
3. BARR, TERRY
B, Michigan
4. JUNKER, STEVE
E, Xavier
5. BARROW, JOHN
G, Florida
6. RUSSELL, KEN
T, Bowling Green
7. LEAHY, GERRY
E, Colorado
8. LIDDICK, DAVE
T, George Washington
9. NIKKEL, JOHN
E, Texas Christian
10. RYCHLEC, TOM
E, American International
11. OSTERICH, CARL
C, Missouri
12. O'BRIEN, CHARLIE
E, Valparaiso

13. WEST, BILL
B, Eastern Oregon
14. SMITH, PHIL
B, Jacksonville State
15. ALDERTON, GENE
C, Maryland
16. OLSON, HILLMER
C, Virginia Tech
17. KEMP, JACK
QB, Occidental
18. WEENIG, JAY
G, Brigham Young
19. GUNDERMAN, BOB
E, Virginia
20. LAZZERINO, ALEX
T, South Carolina
21. MEREDITH, DUDLEY
T, Lamar
22. SCHULTE, TOM
E, Eastern Kentucky
23. GILLAR, GEORGE
B, Texas A&M
24. SCALES, JOE
B, Vanderbilt
25. JOHNSON, CARL
B, South Dakota
26. MUELHAUPT, ED
G, Iowa State
27. TRAFAS, DICK
E, St. Thomas (Minn.)
28. SMITH, JOE
B, Houston
29. MARTIN, HUGH
G, Pomona
30. SHILL, MIKE
T, Furman

1958

1. KARRAS, ALEX
T, Iowa
2. Choice to Chicago Cardinals
3. Choice to Cleveland
4. WALKER, WAYNE
C, Idaho
5. Choice to Cleveland
6. LEWIS, DANNY
B, Wisconsin
7. PFEIFER, RALPH
B, Kansas State
(from San Francisco)
- 7B. DUTTEN, HAL
T, Virginia
8. KOEPFER, KARL
G, Bowling Green
(from Pittsburgh)
- 8B. BLAZER, PHIL
T, North Carolina
9. LOFTIN, JIM
B, Alabama
(from Pittsburgh)
- 9B. PAOLUCCI, BEN
T, Wayne State
10. SCHAUBACH, ELLIOTT
T, William & Mary
11. CHANEY, CLAUDE
B, Dayton
12. BOUTTE, HAL
E, San Jose State
13. MARONEY, BARRY
B, Cincinnati
14. WEBB, KEN
B, Presbyterian

15. SCHELDROP, JOHN
E, Iowa State
(from San Francisco)
- 15B. MOHLMAN, JERRY
B, Benedictine
16. RINGQUIST, GORDON
T, Central Michigan
17. GURASICH, WALT
G, Southern California
18. AUSTIN, BILL
C, Auburn
(from Pittsburgh)
- 18B. CARRIER, LARRY
B, Kansas
19. BOTTOS, DAVE
B, Murray State
20. CURRY, BILL
T, Western Kentucky
21. WAGSTAFF, JIM
B, Idaho State
22. NIDIFFER, BUDDY
E, South Carolina
23. DESTINO, FRANK
B, South Carolina
24. WHITSELL, DAVE
B, Indiana
25. COOK, JIM
B, Auburn
26. BRUCE, JOE
T, Middle Tennessee State
27. AGERS, DON
T, Missouri-Rolla
28. PITT, JACK
E, South Carolina
29. HERZOG, HENRY
B, Kentucky
30. BRONSON, TOMMY
B, Tennessee

1959

1. PIETROSANTE, NICK
FB, Notre Dame
2. HORTON, CHARLEY
G, Baylor
- 2B. RABOLD, MIKE
T, Indiana
(from Pittsburgh)
3. KOES, RON
C, North Carolina
- 3B. LUCIANO, RON
T, Syracuse
(from Baltimore)
4. BRANDRIFF, ART
B, Virginia Military
- 4B. GROTTKAU, BOB
B, Oregon State
(from New York Giants)
5. Choice to Cleveland
6. Choice to Chicago Cardinals
- 6B. GUESMAN, DICK
T, West Virginia
(from Pittsburgh)
7. DONNELL, BEN
C, Vanderbilt
8. LENDEN, JIM
T, Oregon
9. SMITH, CARL
B, Tennessee
10. LARAWAY, JACK
B, Purdue
11. JACOBS, HARRY
G, Bradley

12. STEHOUSER, RON
T, Colorado State
13. STEFFEN, JIM
B, UCLA
14. BALDWIN, JIM
C, McMurry
15. MAHER, BRUCE
B, Detroit
16. McGEE, GEORGE
T, Southern
17. RUDOLPH, JACK
E, Georgia Tech
18. HOLDEN DAVE
T, Los Angeles State
19. GRANDERSON, RUFUS
T, Prairie View A&M
20. MCGREW, DAN
C, Purdue
21. DAVIS BUDDY
B, Richmond
22. SHIELDS, LEBRON
T, Tennessee (Future)
23. CESARIO, SAL
T, Denver
24. RIDDLE, FRED
B, Pittsburgh
25. CHAMBERLAIN, DAN
E, Sacramento State
26. BRADLEY, JIM
B, Lincoln (Mo.)
27. JERRY, BILL
T, South Carolina
28. MATTHEWS, VINCE
B, Texas
29. SIME, DAVE
E, Duke
30. STOVER, RON
E, Oregon

1960

1. ROBINSON, JOHN
HB, Louisiana State
2. RABB, WARREN
QB, Louisiana State
3. SCHOLTZ, BOB
C, Notre Dame
4. ANDREOTTI, JIM
C, Northwestern
- 4B. BROWN, ROGER
T, Maryland State
(From Pittsburgh)
5. Choice to Green Bay
6. COGDAIL, GAIL
E, Washington State
7. NORTON, JIM
DB, Idaho
8. Choice to Washington
9. MESSNER, MAX
C-LB, Cincinnati
10. ALDERMAN, GRADY
T, Detroit
- 10B. O'BRIEN JAMES
T, Boston College
(From Philadelphia)
11. AUCERMAN, TED
DB, Indiana
12. ROSS, DAVE
E, Los Angeles State
13. TUNNEY, PETE
HB, Occidental
14. GLASGOW, JIM
T, Jacksonville State

15. HARPER, DARRELL
HB, Michigan
16. RASSO, STEVE
DB, Cincinnati
17. HUDSON, BOB
DE, Louisiana Tech
18. WALTON, FRANK
HB, John Carroll
19. PREBOLA, GENE
E, BOSTON U.
20. LOOK, DEAN
QB, Michigan State

1961

1. Choice to Cleveland
2. LaROSE, DAN
E, Missouri
3. MILLS, DICK
T, Pittsburgh
(From Pittsburgh)
- 3B. ANTWINE, HOUSTON
G, Southern Illinois
4. HARTLINE, RON
FB, Oklahoma
5. FAISON, EARL
E, Indiana
- 5B. PUCKET, RON
T, Los Angeles State
(From Philadelphia)
6. Choice to Cleveland
7. Choice to St. Louis
8. Muff, LARRY
E, St. Benedict's
9. BROOKS, BOB
FB, Ohio U.
10. LINDEN, ERROL
E, Houston
11. VARGO JR., LARRY
E, Detroit (Future)
12. RODGERS, TOM
B, Kentucky
13. HODGE, PAUL
LB, Pittsburgh
14. BOWERS, CHARLEY
HB, Arizona State
15. LAUBER, MIKE
E, Wisconsin State
16. KRANTZ, GUS
T, Northern Michigan
17. GOODE, TOM
LB, Mississippi State
18. GREGOR, JOHN
T, Montana
19. VALESANO JR., GENE
B, Northern Michigan
20. LEWIS, TOM
B, Lake Forest

1962

1. HADL, JOHN
QB, Kansas
2. WILSON, EDDIE
QB, Arizona
3. THOMPSON, BOBBY
HB, Arizona
4. LOMAKOSKI, JOHN
T, Western Michigan
(From Pittsburgh)
- 4B. FERGUSON, LARRY
HB, Iowa (Future)
5. BIRDWELL, DAN
C, Houston

6. BUNDR, MIKE
T, Southern California
7. HALL, TOM
E, Minnesota
8. HOOPER, MURDOCK
T, Houston
- 8B. IMPERIALE, FRANK
G, Southern Illinois
(From Cleveland)
9. GRANT, TODD
C, Michigan
10. ARCHER, JERRY
C, Pittsburgh State (Future)
11. ANDERSON, KARL
T, Bowling Green
12. SPRUTE, GAIL
C, Winona State
13. KNIGHT, SHERLOCK
T, Central State (Ohio)
14. DAVIDSON, JIM
B, Maryland
15. BROADBENT, DICK
E, Delaware
16. SESTAK, TOM
E, McNeese State
17. WICKLINE, RUCKER
C, Marshall
18. ZUGER, JOE
QB, Arizona State
19. BERNHARDT, JIM
T, Linfield
20. BROWN, BOB
E, Michigan (Future)

1963

1. SANDERS, DARYL
T, Ohio State
2. WILLIAMS, ROY
T, University of Pacific
3. Choice to Philadelphia
4. WALTON, CHUCK
G, Iowa State
5. Choice to Cleveland
6. KING, DON
HB, Syracuse
7. GAMBLE, JOHN
G, University of Pacific
8. GAUBATZ, DENNIS
LB, Louisiana State
9. DILL, KEN
LB, Mississippi (Future)
10. RYDER, NICK
FB, Miami (Fla.)
11. KASSULKE, KARL
HB, Drake
12. JANIK, TOM
B, Texas A&I
13. CLARK, ERNIE
LB, Michigan State
14. O'Brien, Bill
T, Xavier
15. SIMON, JAMES
E-LB, Miami (Fla.)
16. JOHNSON, CHARLIE
T, Villanova
17. FRANTZ, GENE
B, Brigham Young
18. GREER, ALBERT
E, Jackson State
19. REEBERG, LUCIAN
T, Hampton Institute
20. SCARBOROUGH, GORDON
B, East Texas St. (Future)

1964

1. BEATHARD, PETE
QB, Southern California
2. SNORTON, MATT
E, Michigan State
3. PHILBIN, GERRY
T, Buffalo
- 3B. BATTEN, PAT
FB, Hardin Simmons
(From Philadelphia)
4. HILGENBERG, WALLY
G, Iowa
5. NELSON, JAMES
HB, Alabama
6. HILTON, JOHN
TE, Richmond (Future)
7. PARCELLS, BILL
T, Wichita
8. Choice to St. Louis
9. RASMUSSEN, WAYNE
DB, South Dakota State
10. HAND, LARRY
T, Appalachian State (Future)
- 10B. HOLTON, GLENN
HB, West Virginia
(From Baltimore)
11. HYNE, DON
T, Baldwin-Wallace
12. WELLS, WARREN
E, Texas Southern
13. MILLER, JOHN
DE, Idaho State
14. BICKLE, DOUG
DE-K, Hillsdale (Future)
15. LaLONDE, ROGER
DT, Muskingum
16. ROBINSON, ALLAN
HB, Brigham Young
17. PROVENZANO, JOE
T, Kansas State
18. LANGLEY, WILLIS
T, Louisiana State
19. ZELLMER, BRUCE
DB, Winona State
20. BARILA, STEVE
T, Wichita State

1965

1. NOWATZKE, TOM
FB, Indiana
2. RUSH, JERRY
T, Michigan State
3. BILETNIKOFF, FRED
FL, Florida State
4. Choice to Dallas
- 4B. MYERS, TOM
QB, Northwestern
(From Pittsburgh)
5. FLYNN, JOHN
E, Oklahoma
- 5B. VAUGHN, TOM
HB, Iowa State
(From New York Giants)
- 5C. FLANAGAN, ED
C, Purdue
(From Minnesota)
6. HAWKINS, EARL
HB-FB, Emory & Henry (Future)
7. KOWALKOWSKI, BOB
G, Virginia (Future)
- 7B. KENT, GREG
T, Utah (Future)
(From Minnesota)

8. HARBIN, LARRY
B, Appalachian State
9. McLENNA, BRUCE
B, Hillsdale (Future)
10. PENNIE, FRANK
T, Florida
11. KEARNEY, JIM
DB, Prairie View
12. MOORE, JAMES
DE, North Texas State
13. JACOBSON, JACK
B, Oklahoma State
14. BROWN, LARRY
B, Oklahoma (Future)
15. DICKEY, WALLACE
E, Southwest Texas State
16. SMITH, JOHN
T, Maryland State
(From Washington)
17. ODOM, SONNY
HB, Duke (Future)
18. SWEETAN, KARL
QB, Wake Forest
19. LOVE, PRESTON
FL, Nebraska
20. WILSON, GEORGE
QB, Xavier (Future)

1966

1. Choice to Green Bay
2. EDDY, NICK
HB, Notre Dame (Future)
3. MALINCHAK, BILL
E, Indiana
4. VAN HORN, DOUG
G, Ohio State
(From New York Giants)
- 4B. WALKER, WILLIE
FL, Tennessee A&I
5. CODY, BILL
LB, Auburn
(From Pittsburgh)
5. Choice to Cleveland
6. DE SUTTER, WAYNE
T, Western Illinois
(From Minnesota)
- 6B. Choice to Philadelphia
7. ROBINSON, JOHN
E, Tennessee A&I (Future)
8. PINCAVAGE, JOHN
HB, Virginia
9. CUNNINGHAM, DICK
G, Arkansas (Future)
10. YATES, BRUCE
T, Auburn
(From Minnesota)
- 10B. BRIGHAM, TOM
DE, Wisconsin
11. O'BILLOVICH, JACK
LB, Oregon State
12. WINKLER, RANDY
T, Tarleton State (Future)
13. MASELTER, BILL
T, Wisconsin
14. MOORE, DENIS
T, Southern Calif. (Future)
15. SULLIVAN, BILL
DE, West Virginia
16. GENDRON, JERRY
E, Wisconsin-Eau Claire
17. DUNLAP, RALPH
DE, Baylor
18. JOHNSON, BILL
E, Livingston
19. BAIER, BOB
T, Simpson

20. SMITH, ALLEN
HB, Findlay (Future)

1967

1. FARR, MEL
HB, UCLA
2. BARNEY, LEM
DB, Jackson State
3. NAUMOFF, PAUL
LB, Tennessee
4. KAMANU, LEW
DE, Weber State
5. Choice to Philadelphia
6. JONES, TIM
QB, Weber State
- 6B. McCAMBRIDGE, JOHN
DE, Northwestern
(From Washington)
7. TUINSTRA, TED
T, Iowa State
8. Choice to St. Louis
9. WEGER, MIKE
DB, Bowling Green
10. HAYHOE, JERRY
G, Southern California
11. SHIRLEY, RAY
T, Arizona State
12. WATTS, ERIC
DB, San Jose State
13. WRIGHT, LAMAR
G, Georgia Tech
14. ROBINSON, CLEVELAND
DE, South Carolina State
15. BURKE, SAM
DB, Georgia Tech
16. ZAWADZKAS, JERRY
TE, Columbia
17. RAMSEY, KEN
DT, Northwestern

1968

1. LANDRY, GREG
QB, Massachusetts
- 1B. McCULLOCH, EARL
FL, Southern California
2. DePOYSTER, JERRY
K, Wyoming
3. Choice to San Francisco
- 3B. SANDERS, CHARLIE
TE, Minnesota
(From Cleveland through
Los Angeles)
4. MOONEY, ED
LB, Texas Tech
5. ODLE, PHIL
E, Brigham Young
6. SPITZER, MIKE
DE, San Jose State
7. Choice to New Orleans
8. MILLER, TERRY
LB, Illinois
9. BARTON, GREG
QB, Tulsa
10. LIGGINS, GRANVILLE
LB, Oklahoma
11. LITTLE, DWIGHT
G, Kentucky
12. CARUTHERS, ED
S, Arizona
13. BAILEY, CHUCK
T, Humboldt State

14. DAVIS, RICH
E, Upsala
15. OLIVER, JIM
RB, Colorado State
16. ROKITA, BOB
DE, Arizona State
17. Choice to Minnesota

1969

1. Choice to Los Angeles
2. TAYLOR, ALTIE
RB, Utah State
- 2B. YARBOROUGH, JIM
TE, Florida
(From Los Angeles)
3. WALTON, LARRY
FL, Arizona State
(From New Orleans)
4. Choice to San Francisco
5. Choice to Minnesota
through Pittsburgh
6. Choice to Atlanta
7. Choice to Atlanta
8. CARR, JIM
T, Jackson State
9. RASLEY, ROCKY
G, Oregon State
10. BERGUM, BOB
DE, Wisconsin-Platteville
11. WALKER, RON
DE, Morris Brown
12. HADLOCK, BOB
DT, George Fox
13. WILSON, BOWIE
RB, Southern California
14. HOEY, GEORGE
FL, Michigan
15. GOUGH, FRED
LB, Texas-Arlington
16. SPAIN, KEN
DE, Houston
- 16B. STAHL, JOHN
G, Fresno State
(From Minnesota)
17. STEELE, GARY
TE, Army

1970

1. OWENS, STEVE
RB, Oklahoma
2. PARSON, RAY
G, Minnesota
3. MITCHELL, JIM
DE, Virginia State
4. Choice to N.Y. Giants
5. PARKER, BOB
G, Memphis State
6. TERRY TONY
DT, Southern California
7. GEDDES, KEN
LB, Nebraska
8. Choice to St. Louis
9. WEAVER, HERMAN
P, Tennessee
10. MAXWELL, BRUCE
RB, Arkansas
11. LAIRD, ROGER
DB, Kentucky State
12. MURRELL, EMANUEL
DB, Cal-Poly SLO
13. HAVERDICK, DAVE
DT, Morehead State

14. BROWN, CHARLIE
WR, No. Arizona
15. HANEY, BOB
T, Idaho
16. TODD, JERRY
DB, Memphis State
17. MARSHALL, JESSE
DT, Centenary

1971

1. BELL, BOB
DT, Cincinnati
2. THOMPSON, DAVE
C-G, Clemson
(From Philadelphia)
- 2B. WEAVER, CHARLIE
LB, Southern California
3. CLARK, AL
DB, Eastern Michigan
4. WOODS, LARRY
DT, Tennessee State
5. NEWELL, PETE
G, Michigan
6. HARRIS, FRANK
QB, Boston College
(From Los Angeles
through Philadelphia)
- 6B. FRANKLIN, HERMAN
WR, Southern California
7. WHELESS, BROWNIE
T, Rice
8. LEE, KEN
LB, Washington
9. ZOFKO, MICKEY
RB, Auburn
10. Choice to Philadelphia
11. WEBB, PHIL
DB, Colorado State
12. PILCONIS, BILL
WR, Pittsburgh
13. ABERCROMBIE, DAVID
RB, Tulane
14. LORENZ, TOM
TE, Iowa State
15. COATES, ED
WR, Central Missouri
16. KUTCHINSKI, TOM
DB, Michigan State
17. JOLLY, GORDON
T, Utah

1972

1. ORVIS, HERB
DE, Colorado
2. Choice to Atlanta
3. SANDERS, KEN
DE, Howard Payne
(From Philadelphia)
- 3B. Choice to Philadelphia
4. Choice to Dallas
5. Choice to Los Angeles
6. POTTS, CHARLES
DB, Purdue
7. STODAMIRE, CHARLES
WR, Portland State
8. STUCKY, HENRY
DB, Missouri
9. McCLINTOCK, BILL
DB, Drake
10. TEAL, JIM
LB, Purdue

11. WALDRON, BOB
DT, Tulane
12. BRADLEY, PAUL
WR, Southern Methodist
13. KIRSCHNER, JOHN
TE, Memphis State
14. KELLY, ERIC
T, Whitworth
15. ROACH, STEVE
LB, Kansas
16. JENKINS, LEON
DB, West Virginia
17. TYLER, MIKE
DB, Rice

1973

1. PRICE, ERNEST
DE, Texas A&I
2. CROSSWHITE, LEON
RB, Oklahoma
3. BRADY, JOHN
TE, Washington
(From Chiago)
- 3B. LASLAVIC, JIM
LB, Penn State
- 3C. JOHNSON, LEVI
DB, Texas A&I
(From Oakland
through Los Angeles)
4. HENNIGAN, MIKE
LB, Tennessee Tech
(From New Orleans)
- 4B. JAURON, DICK
RB, Yale
(From Atlanta)
- 4C. HOOKS, JIM
RB, Central State
5. Choice to San Diego
through Washington
6. Choice to St. Louis
7. ANDREWS, JOHN
DT, Morgan State
8. McCARY, PRENTICE
DB, Arizona State
- 8B. BLEDSOE, JOHN
RB, Ohio State
(From Cleveland)
9. DEAN, IRA
DB, Baylor
10. BONNER, RAY
DB, Middle Tennessee
11. FREEMAN, SCOT
WR, Wyoming
12. SCOTT, TOM
WR, Washington
13. MOSS, JOHN
LB, Pittsburgh
14. COREY, JAY
T, Santa Clara
15. HANSEN, DAN
DB, Brigham Young
16. NICKLES, LARRY
WR, Dayton
17. BELGRAVE, EARL
T, Ohio State

1974

1. O'NEIL, ED
LB, Penn State
(From New Orleans)

continued

1B. Choice to New Orleans

2. **HOWARD, BILLY**
DT, Alcorn A&M
3. **BUSSEY, DEXTER**
RB, Texas-Arlington
4. **Choice to St. Louis**
5. **CAPRIA, CARL**
DB, Purdue
6. **BURDEN, WILLIE**
RB, North Carolina State
(From New Orleans)
- 6B. **DAVIS, JIM**
G, Alcorn A&M
7. **HERRERA, EFRIN**
K, UCLA
8. **DENIMARCK, MIKE**
LB, Emporia (Kan.)
9. **Choice to Los Angeles**
10. **WOOLEY, DAVID**
RB, Central State (Okla.)
11. **BLAIR, T. C.**
TE, Tulsa
12. **WAKEFIELD, MARK**
WR, Tampa
13. **ROTHWELL, FRED**
C, Kansas State
14. **JONES, DAVID**
DB, Howard Payne
15. **WELLS, JOHN**
G, Kansas State
16. **WILSON, MYRON**
DB, Bowling Green
17. **TEMPLE, COLLIS**
DE, Louisiana State

1975

1. **BODEN, LYNN**
G, S. Dakota State
2. **ENGLISH, DOUG**
DT, Texas
3. **Choice to New Orleans
through Minnesota**
4. **HERTWIG, CRAIG**
T, Georgia
5. **Choice to Cleveland**
6. **COOPER, FRED**
DB, Purdue
(From New Orleans)
- 6B. **KING, HORACE**
RB, Georgia
(From New England)
- 6C. **FRANKLIN, DENNIS**
QB-WR, Michigan
7. **MURPHY, MIKE**
WR, Drake
8. **THOMPSON, LEN**
RB, Oklahoma State
9. **STRINKO, STEVE**
LB, Michigan
10. **BOYD, BRAD**
TE, Louisiana State
11. **MYERS, STEVE**
G, Ohio State
12. **ROUNDTREE, ANDRE**
LB, Iowa State
13. **SMITH, JIM**
RB, North Carolina Central
14. **McMILLAN, JIM**
QB, Boise State
15. **GREEN, RUDY**
RB, Yale
16. **CHAVES, LES**
DB, Kansas State
17. **LANCASTER, MARK**
G, Tulsa

1976

1. **HUNTER, JAMES**
DB, Grambling
(From Chicago)
- 1B. **GAINES, LAWRENCE**
RB, Wyoming
2. **LONG, KEN**
G, Purdue
- 2B. **HILL, DAVID**
TE, Texas A&M
(From Washington
through San Diego)
3. **BOLINGER, RUSS**
T, Long Beach State
(From Chicago)
- 3B. **WOODCOCK, JOHN**
DT, Hawaii
4. **Choice to Chicago
through Miami**
5. **Choice to San Francisco**
- 5B. **SCAVELLA, STEADMAN**
LB, Miami
(From Miami)
6. **Choice to New England**
7. **TEN NAPEL, GARTH**
LB, Texas A&M
8. **SORENSEN, RICH**
K, Chico State
(From Philadelphia
through New England)
- 8B. **BRASWELL, CHARLES**
DB, West Virginia
9. **JONES, LEANELL**
TE, Long Beach State
10. **BOWERMAN, BILL**
QB, New Mexico State
11. **SHUGRUE, GARY**
DE-LB, Villanova
12. **McCABE, MIKE**
C, South Carolina
13. **JACOBS, MEL**
WR-KR, San Diego State
14. **ELSTON, LEONARD**
WR, Kentucky State
15. **SMOCK, TRENT**
WR, Indiana
16. **McCURDY, CRAIG**
LB, William & Mary
17. **MEEKS, JIM**
DB, Boise State

1977

1. **Choice to Buffalo**
2. **WILLIAMS, WALT**
DB, New Mexico State
3. **KANE, RICK**
RB, San Jose State
4. **BLUE, LUTHER**
WR, Iowa State
5. **CROSBY, RON**
LB, Penn State
(From Seattle)
- 5B. **Choice to Pittsburgh**
6. **Choice to San Diego**
- 6B. **REGGIE PINKEY**
(From Minnesota
through New England)
7. **BLACK, TIM**
LB, Baylor
8. **GRIFFIN, MARK**
T, North Carolina
9. **MATHIESON, STEVE**
QB, Florida State
10. **ANDERSON, GARY**
G, Stanford

11. **DAYKIN, TONY**
LB, Georgia Tech
12. **GREENWOOD, DAVE**
G-C, Iowa State

1978

1. **BRADLEY, LUTHER**
DB, Notre Dame
2. **BAKER, AL**
DE, Colorado State
3. **Choice to Cleveland**
4. **FIFER, WILLIAM**
T, West Texas State
- 4B. **ELIAS, HOMER**
G, Tennessee State
(From Baltimore)
- 4C. **TEARRY, LARRY**
C, Wake Forest
(From Denver)
5. **FOWLER, AMOS**
G, Southern Mississippi
- 5B. **GRAY, DAN**
DE, Rutgers
(From San Diego)
6. **HICKS, DWIGHT**
DB, Michigan
- 5B. **ARDIZZONE, TONY**
G, Northwestern
(From San Diego)
- 6C. **THOMPSON, JESSE**
WR, California
(From Denver)
7. **GIBSON, BRUCE**
RB, Pacific
K, California
9. **Choice to San Francisco**
10. **ARRINGTON, FRED**
LB, Purdue
11. **MURRAY, RICHARD**
DT, Oklahoma
12. **PATTERSON, MARK**
DB, Washington State

1979

1. **DORNEY, KEITH**
T, Penn State
2. **FANTETTI, KEN**
LB, Wyoming
3. **ROBINSON, BO**
RB, West Virginia
4. **NORRIS, ULYSSES**
TE, Georgia
(From Baltimore)
- 4B. **BROOKS, JONATHAN**
LB, Clemson
5. **Choice to San Francisco**
- 5B. **BROWN, WALT**
C, Pittsburgh
(From San Diego
through Baltimore)
6. **Choice to Denver**
7. **Choice to Oakland
through Cleveland**
8. **Choice to New York
Giants**
- 8B. **MOHRING, JOHN**
LB, C. W. Post
(From Seattle)
9. **KOMLO, JEFF**
QB, Delaware
10. **Choice to Miami**

11. Choice to New York Giants
- 11B. COLE, EDDIE
LB, Mississippi
(From Dallas)
12. FORSTER, BOB
C-G, Brown
- 12B. SWEENEY, BRYAN
WR, Texas A&I
(From New England)

1980

1. SIMS, BILLY
RB, Oklahoma
2. Choice to Minnesota through San Francisco
3. TURNURE, TOM
C, Washington
- 3B. FRIEDE, MIKE
WR, Indiana
(From Baltimore)
4. HIPPLE, ERIC
QB, Utah State
5. STREETER, MARK
DB, Arizona
- 5B. GINN, TOM
G, Arkansas
(From Kansas City)
6. DIETERICH, CHRIS
T, North Carolina State
7. MURRAY, EDDIE
K, Tulane
8. Choice to Baltimore
9. JETT, DeWAYNE
WR, Hawaii
- 9B. TUINEI, TOM
DT, Hawaii
(From San Francisco through Kansas City)
10. HENDERSON, HENRY
DB, Utah State
11. SMITH, WAYNE
DB, Purdue
12. WILLIAMS, RAY
KR, Washington State

1981

1. NICHOLS, MARK
WR, San Jose State
2. GREEN, CURTIS
DE, Alabama State
3. GRECO, DON
G, Western Illinois
4. PORTER, TRACY
WR, Louisiana State
5. LEE, LARRY
G, UCLA
6. JOHNSON, SAM
DB, Maryland
7. SPIVEY, LEE
G-T, Southern Methodist
8. NIZIOLEK, BOB
TE, Colorado
9. JERNIGAN, HUGH
DB, Arkansas
- 9B. MARTIN, DAVID
DB, Villanova
10. CANNAVINO, ANDY
LB, Michigan
11. JACKSON, WILLIE
DB, Mississippi
12. Choice to Denver

1982

1. WILLIAMS, JIMMY
LB, Nebraska
2. WATKINS, BOBBY
CB, Southwest Texas State
3. DOIG, STEVE
LB, New Hampshire
4. McNORTON, BRUCE
CB, Georgetown (Ky.)
5. GRAHAM, WILLIAM
S, Texas
6. MACHUREK, MIKE
QB, Idaho State
7. BATES, PHIL
FB, Nebraska
(From Houston)
- 7B. SIMMONS, VICTOR
WR, Oregon State
8. MOSS, MARTIN
DT, U.C.L.A.
9. WAGONER, DAN
CB, Kansas
(From Oakland through Los Angeles)
- 9B. Choice to Miami
10. BARNES, ROOSEVELT
LB, Purdue
11. LEE, EDWARD
WR, So. Carolina St.
12. PORTER, RICKY
RB, Slippery Rock
- 12B. RUBICK, ROB
TE, Grand Valley State
(From San Diego)

1983

1. JONES, JAMES
FB, Florida
2. STRENGER, RICH
T, Michigan
3. COFER, MICHAEL
DE, Tennessee
4. CURLEY, AUGUST
LB, Southern California
5. JOHNSON, DEMETRIUS
DB, Missouri
(From L.A. Rams)
- 5B. MOTT, STEVE
C, Alabama
6. BROWN, TODD
WR, Nebraska
7. BLACK, MIKE
P, Arizona State
8. STAPLETON, WILLIAM
DB, Washington
9. Choice used in '82 supplemental draft of Kevin Robinson
DB, North Carolina A&T
10. LAUBE, DAVE
G-T, Penn State
11. TATE, BEN
FB, North Carolina
12. LANE, JIM
C, Idaho State

1984

1. LEWIS, DAVID
TE, California
2. MANDLEY, PETE
WR, Northern Arizona
3. WILLIAMS, ERIC
DT, Washington State
(From San Diego through St. Louis)

- 3B. ANDERSON, ERNEST
RB, Oklahoma
- 3C. BAACK, STEVE
DE, Oregon
(From L.A. Rams)
4. D'ADDIO, DAVE
RB, Maryland
5. Choice to L. A. Rams
6. WITKOWSKI, JOHN
QB, Columbia
7. CARTER, JIMMIE
LB, New Mexico
(From Colts)
- 7B. ATKINS, RENWICK
T, Kansas
8. JONES, DAVID
C, Texas
9. HOLLINS, RICH
WR, West Virginia
10. FRIZZELL, WILLIAM
DB, North Carolina
Central (From Colts)
- 10B. THAXTON, JAMES
DB, Louisiana Tech
11. SAXON, MIKE
P, San Diego State
12. STRENO, GLENN
C, Tennessee

1985

1. BROWN, LOMAS
T, Florida
2. GLOVER, KEVIN
C-G, Maryland
3. JOHNSON, JAMES
LB, San Diego State
4. HANCOCK, KEVIN
LB, Baylor
5. McINTOSH, JOE
RB, North Carolina State
6. SHORT, STAN
G, Penn State
7. STATEN, TONY
CB, Angelo State
8. CALDWELL, SCOTTY
RB, Texas-Arlington
9. JAMES, JUNE
LB, Texas
10. BEAUFORD, CLAYTON
WR, Auburn
11. HARRIS, KEVIN
S, Georgia
12. WEAVER, MIKE
G, Georgia

1986

1. LONG, CHUCK
QB, Iowa
2. JAMES, GARRY
RB, Louisiana State
3. MILINICHIK, JOE
T, North Carolina State
4. MITCHELL, DEVON
S, Iowa
5. SMITH, OSCAR
RB, Nichols State
6. GRIFFIN, ALLYN
WR, Wyoming
7. PICKENS, LYLE
CB, Colorado
10. JOHNSON, TRACY
LB, Morningside
11. MELVIN, LELAND
WR, Richmond
12. DURDEN, ALLAN
S, Arizona

continued

1987

1. **ROGERS, REGGIE**
DE, Washington
2. **Choice to Houston**
3. **BALL, JERRY**
NT, Southern Methodist
4. **RIVERS, GARLAND**
S, Michigan
5. **Choice to Seattle**
6. **LOCKETT, DANNY**
LB, Arizona
7. **SALEAUMUA, DAN**
NT, Arizona State
8. **GIBSON, DENNIS**
LB, Iowa State
9. **CALHOUN, RICK**
RB, Cal State-Fullerton
10. **BROWN, RAY**
WR, South California
11. **SIVERLING, BRIAN**
TE, Penn State
12. **LEE, GARY**
WR, Georgia Tech

1988

1. **BLADES, BENNIE**
DB, Miami
- 2a. **SPIELMAN, CHRIS**
LB, Ohio State
- 2b. **CARTER, PAT**
TE, Florida State
3. **ROUNDTREE, RAY**
WR, Penn State
4. **WHITE, WILLIAM**
CB, Ohio State

5. **ANDOLSEK, ERIC**
G, Louisiana State
6. **PAINTER, CARL**
RB, Hampton Inst.
7. **JAMES, JEFF**
WR, Stanford
8. **HADD, GARY**
DT/NG, Minnesota
- 9a. **CORRINGTON, KIP**
FS, Texas A&M
- 9b. **IRVIN, TODD**
T, Mississippi
10. **CRAIG, PACO**
WR, UCLA
11. **McCOIN, DANNY**
QB, Cincinnati

1989

1. **SANDERS, BARRY**
RB, Oklahoma State
2. **FORD, JOHN**
WR, Virginia
3. **UTLEY, MIKE**
OG-T, Washington State
4. **CROCKETT, RAY**
DB, Baylor
5. **PETE, LAWRENCE**
DT, Nebraska
6. **PEETE, RODNEY**
QB, Southern California
7. **WOODS, JERRY**
DB, Northern Michigan
8. **PARKER, CHRIS**
DT, West Virginia
9. **MACCREADY, DEREK**
DE, Ohio State

10. **PHILLIPS, JASON**
WR, Houston
11. **KARPINSKI, KEITH**
LB, Penn State
12. **CRIBBS, JAMES**
DE, Memphis State

1990

1. **WARE, ANDRE**
QB, Houston
2. **OWENS, DAN**
DE, Southern California
3. **SPINDER, MARC**
DE, Pittsburgh
- 4a. **HINCKLEY, ROB**
LB, Stanford
- 4b. **OLDHAM, CHRIS**
CB, Oregon
5. **CAMPBELL, JEFF**
WR, Colorado
6. **HENRY, MAURICE**
RB, Kansas State
7. **HAYWORTH, TRACY**
LB, Tennessee
- 8a. **GREEN, WILLIE**
WR, Mississippi
- 8b. **FORTIN, ROMAN**
T, San Diego State
9. **LINN, JACK**
T, West Virginia
10. **MILLER, BILL**
WR, Illinois State
11. **WARNSLEY, REGINALD**
RB, Southern Mississippi
12. **CLAIBORNE, ROBERT**
WR, San Diego State





THIS AND THAT

THIS AND THAT

THIS AND THAT

THIS AND THAT

THIS AND THAT

THIS AND THAT

THIS AND THAT

THIS AND THAT

THIS AND THAT

THIS AND THAT

1990 NATIONAL FOOTBALL LEAGUE SCHEDULE

(All Times Local)

SUNDAY, SEPTEMBER 9 (First Weekend)

(NBC-TV Double-Header)

- | | |
|----------------------------------|-------|
| 1. Denver at Los Angeles Raiders | 1:00 |
| 2. Houston at Atlanta | 4:00 |
| 3. Indianapolis at Buffalo | 4:00 |
| 4. New York Jets at Cincinnati | 4:00 |
| 5. Miami at New England | 4:00 |
| 6. Minnesota at Kansas City | 12:00 |
| 7. Phoenix at Washington | 1:00 |
| 8. Pittsburgh at Cleveland | 4:00 |
| 9. Los Angeles Rams at Green Bay | 12:00 |
| 10. San Diego at Dallas | 3:00 |
| 11. Seattle at Chicago | 12:00 |
| 12. Tampa Bay at Detroit | 1:00 |

SUNDAY NIGHT, SEPTEMBER 9

- | | |
|-------------------------------------|------|
| 13. Philadelphia at New York Giants | 8:00 |
|-------------------------------------|------|

MONDAY, SEPTEMBER 10

- | | |
|----------------------------------|------|
| 14. San Francisco at New Orleans | 8:00 |
|----------------------------------|------|

SUNDAY, SEPTEMBER 16 (Second Weekend)

(CBS-TV Double-Header)

- | | |
|------------------------------------|-------|
| 15. Atlanta at Detroit | 1:00 |
| 16. Buffalo at Miami | 1:00 |
| 17. Chicago at Green Bay | 12:00 |
| 18. Cincinnati at San Diego | 1:00 |
| 19. Cleveland at New York Jets | 1:00 |
| 20. New England at Indianapolis | 12:00 |
| 21. New Orleans at Minnesota | 3:00 |
| 22. New York Giants at Dallas | 3:00 |
| 23. Los Angeles Raiders at Seattle | 1:00 |
| 24. Los Angeles Rams at Tampa Bay | 1:00 |
| 25. Phoenix at Philadelphia | 1:00 |
| 26. Washington at San Francisco | 1:00 |

SUNDAY NIGHT, SEPTEMBER 16

- | | |
|---------------------------|------|
| 27. Houston at Pittsburgh | 8:00 |
|---------------------------|------|

MONDAY, SEPTEMBER 17

- | | |
|---------------------------|------|
| 28. Kansas City at Denver | 7:00 |
|---------------------------|------|

SUNDAY, SEPTEMBER 23 (Third Weekend)

(CBS-TV Double-Header)

- | | |
|--------------------------------------|-------|
| 29. Atlanta at San Francisco | 1:00 |
| 30. Dallas at Washington | 1:00 |
| 31. Indianapolis at Houston | 12:00 |
| 32. Kansas City at Green Bay | 12:00 |
| 33. Miami at New York Giants | 1:00 |
| 34. Minnesota at Chicago | 12:00 |
| 35. New England at Cincinnati | 1:00 |
| 36. Philadelphia at Los Angeles Rams | 1:00 |

- | | |
|---------------------------------------|-------|
| 37. Phoenix at New Orleans | 12:00 |
| 38. Pittsburgh at Los Angeles Raiders | 1:00 |
| 39. San Diego at Cleveland | 1:00 |
| 40. Seattle at Denver | 2:00 |

SUNDAY NIGHT, SEPTEMBER 23

- | | |
|--------------------------|------|
| 41. Detroit at Tampa Bay | 8:00 |
|--------------------------|------|

MONDAY, SEPTEMBER 24

- | | |
|------------------------------|------|
| 42. Buffalo at New York Jets | 9:00 |
|------------------------------|------|

SUNDAY, SEPTEMBER 30 (Fourth Weekend)

(NBC-TV Double-Header)

OPEN DATE: 4 NFC West Teams

- | | |
|------------------------------------|-------|
| 43. Chicago at Los Angeles Raiders | 1:00 |
| 44. Cleveland at Kansas City | 3:00 |
| 45. Dallas at New York Giants | 1:00 |
| 46. Denver at Buffalo | 1:00 |
| 47. Green Bay at Detroit | 1:00 |
| 48. Houston at San Diego | 1:00 |
| 49. Indianapolis at Philadelphia | 1:00 |
| 50. Miami at Pittsburgh | 1:00 |
| 51. New York Jets at New England | 4:00 |
| 52. Tampa Bay at Minnesota | 12:00 |

SUNDAY NIGHT, SEPTEMBER 30

- | | |
|---------------------------|------|
| 53. Washington at Phoenix | 5:00 |
|---------------------------|------|

MONDAY, OCTOBER 1

- | | |
|---------------------------|------|
| 54. Cincinnati at Seattle | 6:00 |
|---------------------------|------|

SUNDAY, OCTOBER 7 (Fifth Weekend)

(NBC-TV Double-Header)

OPEN DATE: 4 NFC East Teams

- | | |
|------------------------------------|-------|
| 55. Cincinnati at Los Angeles Rams | 1:00 |
| 56. Detroit at Minnesota | 12:00 |
| 57. Green Bay at Chicago | 3:00 |
| 58. Kansas City at Indianapolis | 12:00 |
| 59. New Orleans at Atlanta | 1:00 |
| 60. New York Jets at Miami | 1:00 |
| 61. San Diego at Pittsburgh | 1:00 |
| 62. San Francisco at Houston | 12:00 |
| 63. Seattle at New England | 1:00 |
| 64. Tampa Bay at Dallas | 12:00 |

SUNDAY NIGHT, OCTOBER 7

- | | |
|------------------------------------|------|
| 65. Los Angeles Raiders at Buffalo | 7:30 |
|------------------------------------|------|

MONDAY, OCTOBER 8

- | | |
|-------------------------|------|
| 66. Cleveland at Denver | 7:00 |
|-------------------------|------|

**SUNDAY, OCTOBER 14 (Sixth Weekend)
(CBS-TV Double-Header)**

OPEN DATE: 4 AFC East Teams

67. Cleveland at New Orleans	12:00
68. Dallas at Phoenix	1:00
69. Detroit at Kansas City	12:00
70. Green Bay at Tampa Bay	1:00
71. Houston at Cincinnati	1:00
72. New York Giants at Washington	4:00
73. Pittsburgh at Denver	2:00
74. San Diego at New York Jets	1:00
75. San Francisco at Atlanta	1:00
76. Seattle at Los Angeles Raiders	1:00

SUNDAY NIGHT, OCTOBER 14

77. Los Angeles Rams at Chicago	6:30
---------------------------------	------

MONDAY, OCTOBER 15

78. Minnesota at Philadelphia	9:00
-------------------------------	------

**THURSDAY NIGHT, OCTOBER 18
(Seventh Weekend)**

OPEN DATE: 4 NFC Central Teams

79. New England at Miami	8:00
--------------------------	------

SUNDAY, OCTOBER 21

(NBC-TV Double-Header)

80. Atlanta at Los Angeles Rams	1:00
81. Dallas at Tampa Bay	1:00
82. Denver at Indianapolis	12:00
83. Kansas City at Seattle	1:00
84. New Orleans at Houston	12:00
85. New York Jets at Buffalo	1:00
86. Philadelphia at Washington	1:00
87. Phoenix at New York Giants	4:00
88. Pittsburgh at San Francisco	1:00
89. Los Angeles Raiders at San Diego	1:00

MONDAY, OCTOBER 22

90. Cincinnati at Cleveland	9:00
-----------------------------	------

**SUNDAY, OCTOBER 28 (Eighth Weekend)
(CBS-TV Double-Header)**

OPEN DATE: 4 AFC West Teams

91. Buffalo at New England	1:00
92. Chicago at Phoenix	2:00
93. Cleveland at San Francisco	1:00
94. Detroit at New Orleans	12:00
95. Miami at Indianapolis	1:00
96. Minnesota vs. Green Bay at Milwaukee	12:00
97. New York Jets at Houston	12:00
98. Philadelphia at Dallas	12:00
99. Tampa Bay at San Diego	1:00
100. Washington at New York Giants	4:00

SUNDAY NIGHT, OCTOBER 28

101. Cincinnati at Atlanta	8:00
----------------------------	------

MONDAY, OCTOBER 29

102. Los Angeles Rams at Pittsburgh	9:00
-------------------------------------	------

**SUNDAY, NOVEMBER 4 (Ninth Weekend)
(NBC-TV Double-Header)**

103. Atlanta at Pittsburgh	1:00
104. Buffalo at Cleveland	1:00
105. Chicago at Tampa Bay	4:00
106. Dallas at New York Jets	1:00
107. Houston at Los Angeles Rams	1:00
108. New England at Philadelphia	1:00
109. New Orleans at Cincinnati	1:00
110. Phoenix at Miami	1:00
111. Los Angeles Raiders at Kansas City	12:00
112. San Diego at Seattle	1:00
113. San Francisco at Green Bay	12:00
114. Washington at Detroit	1:00

SUNDAY NIGHT, NOVEMBER 4

115. Denver at Minnesota	7:00
--------------------------	------

MONDAY, NOVEMBER 5

116. New York Giants at Indianapolis	9:00
--------------------------------------	------

**SUNDAY, NOVEMBER 11 (Tenth Weekend)
(CBS-TV Double-Header)**

OPEN DATE: 4 AFC Central Teams

117. Atlanta at Chicago	12:00
118. Denver at San Diego	1:00
119. Green Bay at Los Angeles Raiders	1:00
120. Indianapolis at New England	1:00
121. Miami at New York Jets	1:00
122. Minnesota at Detroit	1:00
123. New York Giants at Los Angeles Rams	1:00
124. Phoenix at Buffalo	1:00
125. Seattle at Kansas City	12:00
126. Tampa Bay at New Orleans	12:00

SUNDAY NIGHT, NOVEMBER 11

127. San Francisco at Dallas	7:00
------------------------------	------

MONDAY, NOVEMBER 12

128. Washington at Philadelphia	9:00
---------------------------------	------

**SUNDAY, NOVEMBER 18 (Eleventh Weekend)
(CBS-TV Double-Header)**

129. Chicago at Denver	2:00
130. Dallas at Los Angeles Rams	1:00
131. Detroit at New York Giants	1:00
132. Green Bay at Phoenix	2:00
133. Houston at Cleveland	1:00
134. Minnesota at Seattle	1:00
135. New England at Buffalo	1:00
136. New Orleans at Washington	1:00
137. New York Jets at Indianapolis	4:00
138. Philadelphia at Atlanta	1:00
139. San Diego at Kansas City	12:00
140. Tampa Bay at San Francisco	1:00

SUNDAY NIGHT, NOVEMBER 18

141. Pittsburgh at Cincinnati	8:00
-------------------------------	------

MONDAY, NOVEMBER 19

142. Los Angeles Raiders at Miami	9:00
-----------------------------------	------

continued

THURSDAY, NOVEMBER 22 (Twelfth Weekend)**(Thanksgiving Day)**

143. Denver at Detroit 12:30
 144. Washington at Dallas 3:00

SUNDAY, NOVEMBER 25**(NBC-TV Double-Header)**

145. Atlanta at New Orleans 12:00
 146. Chicago at Minnesota 12:00
 147. Indianapolis at Cincinnati 1:00
 148. Kansas City at Los Angeles Raiders 1:00
 149. Los Angeles Rams at San Francisco 1:00
 150. Miami at Cleveland 1:00
 151. New England at Phoenix 2:00
 152. New York Giants at Philadelphia 1:00
 153. Pittsburgh at New York Jets 4:00
 154. Tampa Bay vs. Green Bay at Milwaukee 12:00

SUNDAY NIGHT, NOVEMBER 25

155. Seattle at San Diego 5:00

MONDAY, NOVEMBER 26

156. Buffalo at Houston 8:00

SUNDAY, DECEMBER 2 (Thirteenth Weekend)**NBC-TV (Double-Header)**

157. Atlanta at Tampa Bay 1:00
 158. Cincinnati at Pittsburgh 1:00
159. Detroit at Chicago 12:00
 160. Houston at Seattle 1:00
 161. Indianapolis at Phoenix 2:00
 162. Kansas City at New England 1:00
 163. Los Angeles Raiders at Denver 2:00
 164. Los Angeles Rams at Cleveland 1:00
 165. Miami at Washington 1:00
 166. New Orleans at Dallas 3:00
 167. New York Jets at San Diego 1:00
 168. Philadelphia at Buffalo 1:00

SUNDAY NIGHT, DECEMBER 2

169. Green Bay at Minnesota 7:00

MONDAY, DECEMBER 3

170. New York Giants at San Francisco 6:00

SUNDAY, DECEMBER 9 (Fourteenth Weekend)**(CBS-TV Double-Header)****OPEN DATE: 4 1989 Fifth-Place Teams**

171. Buffalo at Indianapolis 1:00
 172. Chicago at Washington 4:00
 173. Cleveland at Houston 12:00
 174. Denver at Kansas City 3:00
 175. Minnesota at New York Giants 1:00
 176. New Orleans at Los Angeles Rams 1:00
 177. New England at Pittsburgh 1:00
 178. Phoenix at Atlanta 1:00
 179. San Francisco at Cincinnati 1:00
 180. Seattle vs. Green Bay at Milwaukee 12:00

SUNDAY NIGHT, DECEMBER 9

181. Philadelphia at Miami 8:00

MONDAY, DECEMBER 10

182. Los Angeles Raiders at Detroit 9:00

SATURDAY, DECEMBER 15 (Fifteenth Weekend)

183. Buffalo at New York Giants 12:30
 184. Washington at New England 4:00

SUNDAY, DECEMBER 16**(NBC-TV Double-Header)**

185. Atlanta at Cleveland 1:00
 186. Cincinnati at Los Angeles Raiders 1:00
 187. Green Bay at Philadelphia 4:00
 188. Houston at Kansas City 12:00
 189. Indianapolis at New York Jets 1:00
 190. Minnesota at Tampa Bay 1:00
 191. Phoenix at Dallas 12:00
 192. Pittsburgh at New Orleans 12:00
 193. San Diego at Denver 2:00
 194. Seattle at Miami 1:00

SUNDAY NIGHT, DECEMBER 16

195. Chicago at Detroit 8:00

MONDAY, DECEMBER 17

196. San Francisco at Los Angeles Rams 6:00

SATURDAY, DECEMBER 22 (Sixteenth Weekend)

197. Detroit at Green Bay 11:30
 198. Los Angeles Raiders at Minnesota 3:00
 199. Washington at Indianapolis 8:00

SUNDAY, DECEMBER 23**(CBS-TV Double-Header)**

200. Cincinnati at Houston 12:00
 201. Cleveland at Pittsburgh 1:00
 202. Dallas at Philadelphia 1:00
 203. Kansas City at San Diego 1:00
 204. Miami at Buffalo 1:00
 205. New England at New York Jets 1:00
 206. New Orleans at San Francisco 1:00
 207. New York Giants at Phoenix 2:00
 208. Los Angeles Rams at Atlanta 1:00
 209. Tampa Bay at Chicago 12:00

SUNDAY NIGHT, DECEMBER 23

210. Denver at Seattle 5:00

SATURDAY, DECEMBER 29**(Seventeenth Weekend)**

211. Kansas City at Chicago 11:30
 212. Philadelphia at Phoenix 2:00

SUNDAY, DECEMBER 30**(CBS-TV Double-Header)**

213. Buffalo at Washington 1:00
 214. Cleveland at Cincinnati 1:00
 215. Dallas at Atlanta 1:00
216. Detroit at Seattle 1:00
 217. Green Bay at Denver 2:00
 218. Indianapolis at Miami 1:00
 219. New York Giants at New England 1:00
 220. New York Jets at Tampa Bay 4:00
 221. San Diego at Los Angeles Raiders 1:00
 222. San Francisco at Minnesota 12:00

SUNDAY NIGHT, DECEMBER 30

223. Pittsburgh at Houston 7:00

MONDAY, DECEMBER 31

224. Los Angeles Rams at New Orleans 7:00

1990 OPPONENT INFORMATION

(All times Eastern)

ATLANTA FALCONS

Date and Time: Sept. 16, 1:00 p.m.

Place: Pontiac Silverdome, Pontiac, Michigan 48057

Office Address: Suwanee Road at I-85, Suwanee, Georgia 30174

President: Rankin M. Smith, Jr.

Head Football Coach (college attended): Jerry Glanville (Northern Michigan '64)

Coaching record with Atlanta (years): 0-0-0 (1)

Overall NFL head coaching record (years): 33-32-0 (4)

Public Relations Director: Charlie Taylor

Office Phone: (404) 945-1111

Home Phone: (404) 242-1985

Home Stadium (capacity): Atlanta-Fulton County Stadium (59,643)

Team Colors: Red, White, Black and Silver

Training Camp Site: Suwanee Road at I-85, Suwanee, Georgia 30174

1989 Record (division finish): 3-13 (Fourth NFC West)

Leading Scorer: Paul McFadden, K, 63 points, (18-18 PATs, 15-20 FGs)

Leading Rusher: John Settle, 179 atts., 689 yds., 3.8 avg., 3 TDs

Leading Passer: Chris Miller, 280-of-526, 3,459 yds., 53.2%, 16 TDs, 10 ints.

Leading Receiver: Shawn Collins, 58 for 862 yds., 14.9 avg., 3 TD

Leading Tackler: Jessie Tuggle, 183 tackles

CHICAGO BEARS

Date(s) and Time(s): Dec. 2, 1:00 p.m.; Dec. 16, 8:00 p.m.

Place(s): Soldier Field (Dec. 2); Pontiac Silverdome (Dec. 16)

Office Address: Halas Hall, 250 N. Washington Rd., Lake Forest, Illinois 60045

President: Michael McCaskey

Head Football Coach (college attended): Mike Ditka (Pittsburgh '60)

Coaching record with Chicago (years): 79-41-0 (8)

Overall NFL head coaching record (years): 79-41-0 (8)

Public Relations Director: Bryan Harlan

Office Phone: (312) 795-6600

Home Phone: (312) 975-8082

Home Stadium (capacity): Soldier Field (65,793)

Team Colors: Orange, Navy Blue and White

Training Camp Site: Halas Hall, Lake Forest, Illinois 60045

1989 Record (division finish): 6-10-0 (Fourth, NFC Central)

Leading Scorer: Neal Anderson, RB, 90 points, (15 TDs)

Leading Rusher: Neal Anderson, 274 atts., 1,275 yds., 4.7 avg., 11 TDs

Leading Passer: Mike Tomczak, 156-of-306, 2,058 yds., 51.0%, 16 TDs, 16 ints.

Leading Receiver: Neal Anderson, 50 for 434 yards, 8.7 avg., 4 TDs

Leading Tackler: Mike Singletary, LB, 151 tackles

continued

DENVER BRONCOS

Date(s) and Time(s): Nov. 22, 12:30 p.m.

Place(s): Pontiac Silverdome, Pontiac, Michigan 48057

Office Address: 5700 Logan Street, Denver, Colorado 80216

President: Pat Bowlen

Head Football Coach (college attended): Dan Reeves (South Carolina '64)

Coaching record with Denver (years): 85-50-1 (10)

Overall NFL head coaching record (years): 85-50-1 (10)

Public Relations Director: Jim Saccomano

Office Phone: (303) 296-1982

Home Phone: (303) 288-1182

Home Stadium (capacity): Denver Mile High Stadium (76,273)

Team Colors: Orange, Royal Blue and White

Training Camp Site: University of Northern Colorado, Greeley, Colorado

1989 Record (division finish): 11-5-0 (First, AFC West)

Leading Scorer: David Treadwell, K, 120 points (39-40 PATs, 27-33 FGs)

Leading Rusher: Bobby Humphrey, 294 atts., 1,151 yards, 3.9 avg., 7 TDs

Leading Passer: John Elway, 223-of-416, 3,051 yds., 53.6%, 18 TDs, 18 ints.

Leading Receiver: Vance Johnson, 76 for 1,095 yards, 14.4 avg., 7 TDs

Leading Tackler: Karl Mecklenburg, 130 tackles

GREEN BAY PACKERS

Date(s) and Time(s): Sept. 30, 1:00 p.m.; Dec. 22, 12:30 p.m.

Place(s): Pontiac Silverdome (Sept. 30); Lambeau Field (Dec. 22)

Office Address: 1265 Lombardi Ave., P.O. Box 10628, Green Bay, Wis. 54307-0628

President: Bob Harlan

Head Football Coach (college attended): Lindy Infante (Florida '64)

Coaching record with Green Bay (years): 14-18-0 (2)

Overall NFL head coaching record (years): 14-18-0 (2)

Public Relations Director: Lee Rempel

Office Phone: (414) 494-2351

Home Phone: (414) 432-0609

Home Stadium (capacity): Lambeau Field (57,093), Milw. County Stadium (56,051)

Team Colors: Dark Green, Gold and White

Training Camp Site: St. Norbert College, DePere, Wisconsin 54115

1989 Record (division finish): 10-6-0 (Second, NFC Central)

Leading Scorer: Chris Jacke, K, 108 (42-42 PATs, 22-28 FGs)

Leading Rusher: Brent Fullwood, 204 for 821 yards, 4.0 avg., 5 TDs

Leading Passer: Don Majkowski, 353-of-599, 4,318 yds., 58.9%, 27 TDs, 20 ints.

Leading Receiver: Sterling Sharpe, 90 for 1,423 yards, 15.8 avg., 12 TDs

KANSAS CITY

Date and Time: Oct. 14, 1:00 p.m.

Place: Arrowhead Stadium, Kansas City, Missouri 64129

Office Address: One Arrowhead Drive, Kansas City, Missouri 64129

President: Carl Peterson Head

Football Coach (college attended): Marty Schottenheimer (U. of Pitt. '64)

Coaching record with Kansas City (years): 8-7-1 (2)

Overall NFL head coaching record (years): 40-22-1 (5)

Public Relations Director: Bob Moore

Office Phone: (816) 924-9300

Home Phone: (913) 648-5249

Home Stadium (capacity): Arrowhead Stadium (78,067)

Team Colors: Red, Gold and White

Training Camp Site: William Jewell College, Liberty, Missouri 64068

1989 Record (division finish): 8-7-1 (Second, AFC West)

Leading Scorer: Nick Lowery, K, 106 points (34-35 PATs, 24-33 FGs)

Leading Rusher: Christian Okoye, 370 atts., 1,480 yards, 4.0 avg., 12 TDs

Leading Passer: Steve DeBerg, 196-of-324, 2,529 yds., 60.5%, 11 TDs, 16 ints.

Leading Receiver: Stephone Paige, 44 for 759, 17.3 avg., 2 TDs

Leading Tackler: Deron Cherry, FS, 87 tackles

LOS ANGELES RAIDERS

Date and Time: Dec. 10, 9:00 p.m.

Place: Pontiac Silverdome, Pontiac, Michigan 48057

Office Address: 332 Center Street, El Segundo, California 90245

President: Al Davis

Head Football Coach (college attended): Art Shell (7-5-0)

Coaching record with Los Angeles (years): 7-5-0 (2)

Overall NFL head coaching record (years): 7-5-0 (2)

Executive Assistant: Al LoCasale

Office Phone: (213) 332-3451

Home Stadium (capacity): Los Angeles Coliseum (92,488)

Team Colors: Black and Silver

Training Camp Site: Radisson Hotel, Oxnard, California 93030

1989 Record (division finish): 8-8-0 (Third, AFC West)

Leading Scorer: Jeff Jaeger, K, 103 points (34-34 PATs, 23-34 FGs)

Leading Rusher: Bo Jackson, 173 atts., 950 yards, 5.5 avg., 4 TDs

Leading Passer: Steve Beuerlein, 108-of-217, 1,677 yards, 49.8%, 13 TDs, 9 ints.

Leading Receiver: Mervyn Fernandez, 57 for 1,069 yards, 18.8 avg., 9 TDs

Leading Tackler: Tom Benson, LB, 111 tackles

MINNESOTA VIKINGS

Date(s) and Time(s): Oct. 7, 1:00 p.m.; Nov. 11, 1:00 p.m.

Place(s): Hubert H. Humphrey Metrodome (Oct 7); Pontiac Silverdome (Nov. 11)

Office Address: 9520 Viking Drive, Eden Prairie, Minnesota 55344

President: Wheelock Whitney

Head Football Coach (college attended): Jerry Burns (Univ. of Michigan '51)

Coaching record with Minnesota (years): 38-25-0 (4)

Overall NFL head coaching record (years): 38-25-0 (4)

Public Relations Director: Merrill Swanson

Office Phone: (612) 828-6500

Home Phone: (612) 473-4407

Home Stadium (capacity): Hubert H. Humphrey Metrodome (63,000)

Team Colors: Purple, Gold and White

Training Camp Site: Mankato State University, Mankato, Minnesota

1989 Record (division finish): 10-6-0 (First, NFC Central)

Leading Scorer: K, 108 points (48-49 PATs, 20-25 FGs)

Leading Rusher: 112 atts., 380 yards, 3.4 avg., 1 TD

Leading Passer: 204-of-332, 2,746 yds., 61.4%, 15 TDs, 9 ints.

Leading Receiver: 72 for 1,225 yards, 17.0 avg., 6 TDs

Leading Tackler: LB, 121 tackles

NEW ORLEANS SAINTS

Date(s) and Time(s): Oct. 28, 1:00 p.m.

Place(s): Louisiana Superdome, New Orleans, Louisiana

Office Address: 6928 Saints Drive, Metairie, Louisiana 70003

President: Jim Finks

Head Football Coach (college attended): Jim Mora (Occidental College '57)

Coaching record with New Orleans (years): 38-25-0 (4)

Overall NFL head coaching record (years): 38-25-0 (4)

Public Relations Director: Rusty Kasmiersky

Office Phone: (504) 733-6147

Home Phone: (504) 283-4637

Home Stadium (capacity): Louisiana Superdome (69,551)

Team Colors: Old Gold, Black and White

Training Camp Site: University of Wisconsin, LaCrosse, Wisconsin

1989 Record (division finish): 9-7-0 (Third, NFC West)

Leading Scorer: Dalton Hilliard, RB, 108 points (18 TDs)

Leading Rusher: Dalton Hilliard, 344 for 1,262 yards, 3.7 avg., 13 TDs

Leading Passer: Bobby Hebert, 222-of-353, 2,686 yards, 62.9%, 15 TDs, 15 ints.

Leading Receiver: Eric Martin, 68 for 1,090 yards, 16.0 avg., 8 TDs

Leading Tackler: Sam Mills, LB, 80 tackles

NEW YORK GIANTS

Date(s) and Time(s): Nov. 11, 1:00 p.m.

Place(s): Giants Stadium, East Rutherford, N.J. 07073

Office Address: Giants Stadium, East Rutherford, N.J. 07073

President: Wellington T. Mara

Head Football Coach (college attended): Bill Parcells (Wichita State '64)

Coaching record with New York (years): 64-46-1 (7)

Overall NFL head coaching record (years): 64-46-1 (7)

Public Relations Director: Ed Croke

Office Phone: (201) 935-8111

Home Phone: (201) 669-8747

Home Stadium (capacity): Giants Stadium (76,891)

Team Colors: Royal Blue, Red and White

Training Camp Site: Fairleigh Dickinson Univ. (Madison), Florham Park, N.J.

1989 Record (division finish): 12-4-0 (First, NFC East)

Leading Scorer: Ottis Anderson, RB, 84 points (14 TDs)

Leading Rusher: Ottis Anderson, 325 for 1,023 yards, 3.1 avg., 14 TDs

Leading Passer: Phil Simms, 228-of-405, 3,061 yards, 56.3%, 14 TDs, 14 ints.

Leading Receiver: Odessa Turner, 38 for 467 yards, 12.3 avg., 4 TDs

Leading Tackler: Myron Guyton, DB, 99 tackles

WASHINGTON REDSKINS

Date(s) and Time(s): Nov. 4, 1:00 p.m.

Place(s): Pontiac Silverdome, Pontiac, Michigan 48057

Office Address: 13832 Redskin Drive, Herndon, VA 22071

President: Jack Kent Cooke

Head Football Coach (college attended): Joe Gibbs (San Diego St. '62)

Coaching record with Washington (years): 101-51-0 (10)

Overall NFL head coaching record (years): 101-51-0 (10)

Public Relations Director: Charlie Dayton

Office Phone: (709) 471-9100

Home Phone: (703) 437-0007

Home Stadium (capacity): RFK Stadium (55,671)

Team Colors: Burgundy and Gold Training

Camp Site: Dickinson College, Carlisle, Pennsylvania 17013

1989 Record (division finish): 10-6-0 (Third, NFC East)

Leading Scorer: Chip Lohmiller, K, 128 points (41-41 PATs, 29-40 FGs)

Leading Rusher: Gerald Riggs, 201 for 834 yards, 4.1 avg., 4 TDs

Leading Passer: Mark Rypien, 280-of-476, 3,768 yards, 58.8%, 22 TDs, 13 ints.

Leading Receiver: Art Monk, 86 for 1,186 yards, 13.8 avg., 8 TDs

Leading Tackler: Alvin Walton, SS, 137 tackles

TAMPA BAY BUCCANEERS

Date(s) and Time(s): Sept 9, 1:00 p.m.; Sept. 23, 8 p.m.

Place(s): Pontiac Silverdome (Sept. 9); Tampa Stadium (Sept. 23)

Office Address: One Buccaneer Place, Tampa, Florida 33607

President: Hugh F. Culverhouse

Head Football Coach (college attended): Ray Perkins (Univ. of Alabama '67)

Coaching record with Tampa Bay (years): 14-33-0 (3)

Overall NFL head coaching record (years): 41-67-0 (7)

Public Relations Director: Rick Odioso

Office Phone: (813) 870-2700

Home Phone: (813) 962-1559

Home Stadium (capacity): Tampa Stadium (74,317)

Team Colors: Florida Orange, White and Red

Training Camp Site: University of Tampa, Tampa, Florida

1989 Record (division finish): 5-11-0 (Fifth, NFC Central)

Leading Scorer: Donald Igwebuike, K, 99 points (33-35 PATs, 22-28 FGs)

Leading Rusher: Lars Tate, 167 for 589 yards, 3.5 avg., 8 TDs

Leading Passer: Vinny Testaverde, 258-of-480, 3,133 yds., 53.8%, 20 TDs, 22 ints.

Leading Receiver: Mark Carrier, 86 for 1,422 yards, 16.5 avg., 9 TDs

Leading Tackler: Ervin Randle, LB, 114 tackles

SEATTLE SEAHAWKS

Date(s) and Time(s): Dec. 30, 4:00 p.m.

Place(s): Seattle Kingdome, Seattle, Washington

Office Address: 11220 N.E. 53rd Street, Kirkland, Washington 98033

President: Tom Flores

Head Football Coach (college attended): Chuck Knox (Juniata College '54)

Coaching record with Seattle (years): 64-47-0 (7)

Overall NFL head coaching record (years): 155-98-1 (17)

Public Relations Director: Gary Wright

Office Phone: (206) 827-9777

Home Phone: (206) 868-7089

Home Stadium (capacity): Seattle Kingdome (64,984)

Team Colors: Blue, Green and Silver

Training Camp Site: 11220 N.E. 53rd Street, Kirkland, Washington 98033

1988 Record (division finish): 7-9-0 (Fourth, AFC West)

Leading Scorer: Norm Johnson, K, 72 points (27-27 PATs, 15-25 FGs)

Leading Rusher: Curt Warner, 194 for 631 yards, 3.3 avg., 3 TDs

Leading Passer: Dave Krieg, 286-of-499, 3,309 yds., 57.3%, 21 TDs, 20 ints.

Leading Receiver: Brian Blades, WR, 77 for 1,063 yards, 13.8 avg., 5 TDs

Leading Tackler: Eugene Robinson, S, 102 tackles

1990 NFL PLAYING RULE CHANGES

1. Reduced the time interval between plays from 45/30 seconds to 45/25 seconds.
2. Whenever a player goes out of bounds outside two minutes of the first half and five minutes of the second half, the game clock is to be started when the ball is spotted at the hashmark and the referee gives his ready signal rather than on the snap.
3. Except in the last two minutes of the first half and the last five minutes of the second half and unless there is an injury or television utilizes a commercial opportunity, the game clock will be re-started following a kickoff return when the referee gives the ready signal rather than on the snap.
4. Except in the last two minutes of the first half and five minutes of the second half, the game clock will be started on the referee's ready signal following all declined penalties rather than on the snap.
5. Clarified the penalty for a player who butts, spears or rams an opponent to make it clear that, in addition to a loss of 15 yards, the player may be disqualified if the action is judged to be of a flagrant or vicious nature.
6. Reaffirmed that the League's long-standing Uniform Code Rules will be strictly enforced and was changed to permit a team to wear either all white or all black shoes whichever it chooses prior to each season. Note: A kicker may wear black or white shoes when he is in the act of kicking.
7. Permitted still photos shot by game video cameras to be used during the playing of the game so long as the receiving unit is not located in the bench area.
8. The Yard Lines marking the five yard lines will be extended four inches beyond the sideline six foot white border to assist in properly setting the chains at the start of each series.

TOP TEN RUSHING GAMES MOST YARDS RUSHING BY BOTH TEAMS

Total Yards	Detroit Yards	Opp. Yards	Opponent	Year
500	193	307	Buffalo	1976
479	228	251	at Kansas City	1975
478	222	256	at Minnesota	1977
462	377	85	N.Y. Yanks	1950
450	197	253	at Chicago	1972
435	230	205	L.A. Rams	1958
434	244	190	San Francisco	1956
431	228	203	at Denver	1971
429	238	191	Cleveland	1967
428	168	260	at Chicago	1977

INSTANT REPLAY APPROVED FOR 1990

For the fifth consecutive season, NFL clubs have approved a limited system of Instant Replay on a one-year basis.

There is one significant change in the system from 1989. All replay reviews which involve contact to the field from the Replay Booth will be a maximum of two minutes in duration, timed from the moment when the Umpire signals timeout.

The Replay Official will be assigned to a regular officiating crew and will attend crew meetings the day before each game.

The following table outlines the number of reversals and plays closely reviewed by instant replay in each of the previous four seasons.

	Games	Reversals	Plays Closely Reviewed
1986	224	38	374
1987	210	57	490
1988	224	53	537
1989	224	65	492

In 1986, the system was approved by a 23-4-1 vote. In 1987, the vote was 21-7. In 1988, replay was cleared by a 23-5 margin. In 1989, the vote was 24-4. In 1990, the vote was 21-7.

The NFL has discussed Instant Replay in some degree or other since the early 1970s. The League experimented in 1976 and 1978 using two basic frameworks—an independent system using cameras, replay machines, and technicians separate from the network covering the games, and a “no-frills” approach using existing TV coverage.

In 1985, the NFL used the network feed of the nine nationally-televised preseason games to experiment with the basic system which later was adopted for 1986, 1987, and 1988. A total of 28 plays (17 confirmed calls, 4 inconclusive, 1 reversed, and 6 no-replay shown) were closely examined in the 1985 experiment.

Q—What is the objective of this system?

A—The clubs feel that on certain plays the telecast viewed by the general public should be used to correct an indisputable error. The system will be used to reverse an on-field decision only when the Replay Official has indisputable visual evidence available to him that warrants the change.

Q—Who will be involved?

A—The Replay Official (a former NFL or collegiate official) will be positioned in a sideline Replay Booth, which will house two TV monitors and two high-speed VCRs plus radio communications to the on-field officials. The Replay Official makes the decision although a Communicator (normally a member of the League Office staff) and a Technician also will be there to lend logistical help.

Q—Why is the system referred to as “limited” Instant Replay?

A—This system will concentrate on plays of possession or touching (e.g. fumbles, receptions, interceptions, muffs) and most plays governed by the sidelines, goal lines, end lines, and line of scrim-

mage (e.g. receiver or runner in or out of bounds, forward or backward passes, breaking the plane of the goal line). It also will be used to determine whether there are more than 11 men on the field.

Q—Why aren't most fouls included in this system?

A—It is recognized that in most circumstances the on-field officials have the best vantage points involving fouls. It is for this reason that Instant Replay will not review a list of the following 26 fouls:

1. Clipping
2. Encroachment and offsides
3. Grasp of facemask
4. False start
5. Defensive pass interference
6. Offensive pass interference
7. Offensive holding and illegal use of hands
8. Illegal batting or punching ball
9. Illegal block on free kick or scrimmage kick
10. Illegal crackback
11. Illegal motion
12. Illegal use of forearm or elbow
13. Illegal use of hands by defense
14. Illegally kicking ball
15. Illegally snapping ball
16. Intentional grounding
17. Member of punting team downfield early
18. Illegal formation
19. Palpably unfair act
20. Piling on
21. Roughing the passer
22. Running into /roughing kicker
23. Striking, kicking, or kneeling
24. Unnecessary roughness
25. Unsportsmanlike conduct
26. Use of helmet as a weapon

Q—Is the television network carrying the game part of the review process?

A—No. Although the Replay Official will be viewing the live network feed, there is no communication to television personnel as to which plays to show or not to show. The Replay Official does not hear the TV commentators.

Q—What is the step-by-step procedure of a play review?

A—The Replay Official will view game action and a play will be replayed immediately on one of the two monitors, while the other one continues to record the live feed.

The Replay Official makes a determination if further study of the play is needed. If not, there is no contact with the field and play continues without interruption.

If the Replay Official believes an error may have been made the Umpire will be contacted via a headset.

The Replay Official will watch replay(s) on one or both monitors and complete his review within a reasonable period after the play is over.

The Replay Official will inform the Umpire of his decision, and the Referee will make the appropriate announcement on the wireless microphone.



WWJ Newsradio 95 Sportscasters Jim Brandstatter (L) and Mark Champion (R) with Head Coach Wayne Fontes.

LIONS' RADIO

In 1990, the Detroit Lions' radio network will be comprised of 36 stations throughout the state of Michigan and directed for the second year by flagship station WWJ Newsradio 95 (950) in Detroit.

The Lions' broadcasting team again will feature play-by-play man Mark Champion, who had been the radio voice of the Tampa Bay Buccaneers for nine years prior to coming to Detroit in '89. Detroit radio and television sports personality Jim Brandstatter, who is a former star lineman for the University of Michigan, again will provide the color commentary. Behind the scenes, providing game statistics to Champion and Brandstatter, will be Walter Dell — who is in his 29th season covering the Lions.

Members of the Lions' 36-station network and their locations (at press time):

WWJ, Detroit
 WABJ, Adrian
 WMLM, Alma
 WATZ, Alpena
 WBCK, Battle Creek
 WBRN, Big Rapids
 WATT, Cadillac
 WKYO, Caro
 WNLF, Charlotte
 WYKX, Escanaba
 WFDF, Flint

WOOD, Grand Rapids
 WGRY, Grayling
 WPLB, Greenville
 WCSR AM/FM Hillsdale
 WHGR, Houghton Lake
 WIBM, Jackson
 WKMI, Kalamazoo
 WJIM, Lansing
 WDMJ, Marquette
 WCEN, Mt. Pleasant
 WQXO, Munising

WKBZ, Muskegon
 WNBV AM/FM, Newberry
 WUPY, Ontonagon
 WWPZ, Petoskey
 WPHM, Port Huron
 WSGW, Saginaw
 WSJM, St. Joseph
 WMIC, Sandusky
 WSOO, Sault Ste. Marie
 WIOS/WKJC-FM, Tawas City
 WTCM, Traverse City

THE PONTIAC SILVERDOME

The Pontiac Silverdome has been “Home Sweet Home” for the Detroit Lions since the last brick was put in place in 1975. During the past 15 years, the building has earned a reputation as one of the finest sports facilities in the world. Not even a freak, late-winter snowstorm on March 4, 1985, which caused extensive structural damage to the roof, could keep the Silverdome from maintaining its enviable stature in the sports world. A new canvas and steel-girder reinforced roof was added between March and June of 1985.

The Silverdome has the second largest seating capacity (at 80,494) among NFL stadiums — second only to the Los Angeles Memorial Coliseum (92,488). The air-supported and cable-restrained facility is the largest of its kind in the world and is the first successful example of a fiberglass fabric roof system.

Since a 27-24 pre-season game victory over the Kansas City Chiefs on Aug. 23, 1975, the Lions have played 145 games in the Silverdome after moving from their former home at Tiger Stadium (near Briggs Stadium) in downtown Detroit. The Dallas Cowboys defeated the Lions, 36-10, in the first regular-season game in the building, Oct. 6, 1975. The Lions have posted a 73-70-2 overall record in Pontiac, including a 58-54-1 mark in regular-season games (a .518 winning percentage).

Though the Silverdome is the Lions’ home, the Cincinnati Bengals and the San Francisco 49ers made NFL history in the building. On Jan. 24, 1982, the 49ers defeated the Bengals, 26-21, before a crowd of 81,270 in Super Bowl XVI — the first and thus far only Super Bowl ever played in a northern U.S. city.

The Silverdome was built at a cost of \$55.7 million. It was occupied in just 23 months, on time and within budget, from its ground breaking on Sept. 19, 1973. During the roof’s reconstruction in 1985, the Telfon-coated fiberglass panels (100 in all) that span the roof were completely replaced, and several structural modifications and safety improvements also were accomplished. The roof was re-inflated by workmen on May 30, 1985.



STADIUM INFORMATION



Seating Capacity 80,494

Stadium Telephone (313) 858-7358

Building

Overall Size 770 ft. x 600 ft.

Playing Field 94,000 sq. ft.

Total Dome Area 430,000 sq. ft. (10 acres)

Height of Dome Above Playing Field 202 ft.

Weight of Dome 200 tons

Dome Material Teflon-coated Fiberglass

Facilities

Private Suites 102

Concessions 38

Restaurant (Main Event) 1

Rest Rooms 44

Parking

On-Site (100 acres) 10,500 autos, 500 buses

Materials

52,000 cubic yards of concrete and 1,700 tons of structural steel.

Playing Surface

94,000 square feet of AstroTurf (5/8" impact cushion with 1/2" turf).

Scoreboard

The new scoreboard is a Mitsubishi Diamond Vision Mark III High Brightness Video Display. It is the first installation and newest technology of its kind in the world.

The 24 ft. x 32 ft. full-color scoreboard, with a full production unit in the Silverdome, has the capabilities of providing graphics, replays, animated features and statistics.

For fans who can't see the Diamond Vision screen, there are 70 26" color TV monitors around the Silverdome for their viewing pleasure.

First Aid

It is located on the Lower Concourse at Section 109.

Stadium Security and Lost and Found

They are located on the Lower Concourse at Section 130 (313-456-1650).

1990 LIONS' ITINERARY

(Subject to changes)

(Team arrives in the afternoon the day prior to the game)

HOUSTON OILERS (Thursday, August 9) — Hotel: Westin Galleria, 5060 West Alabama, Houston, Texas — Phone: (713) 960-8100 — Contact: Janna Foster — Advance: **MOSS**

CINCINNATI BENGALS (Friday, August 31) — Hotel: Hyatt Regency Cincinnati, 151 West Fifth Street, Cincinnati, Ohio — Phone: (513) 579-1234 — Contact: Jennifer Scarton — Advance: **PENDELL**

TAMPA BAY BUCCANEERS (Sunday, September 23) — Hotel: Radisson Bay Harbor Inn, 7700 Courtney Campbell Causeway, Tampa, Florida — Phone: (813) 889-8900 — Contact: Faye Rochelle — Advance: **MOSS**

MINNESOTA VIKINGS (Sunday, October 7) — Hotel: Minneapolis Marriott City Center, 30 S. Seventh Street, Minneapolis, Minnesota — Phone: (612) 349-4000 — Contact: John Lebl — Advance: **MOSS**

KANSAS CITY CHIEFS (Sunday, October 14) — Hotel: Hyatt Regency Crown Center, 2345 McGee St., Kansas City, Missouri 64105 — Phone: (816) 421-1234 — Contact: Joe Heeter — Advance: **PENDELL**

NEW ORLEANS SAINTS (Sunday, October 28) — Hotel: Inter-Continental, 444 St. Charles Ave., New Orleans, Louisiana 70130 — Phone: (504) 525-5566 — Contact: Diane Riche — Advance: **MOSS**

NEW YORK GIANTS (Sunday, November 18) — Hotel: Holiday Inn/Harmon Meadow Sportsplex, 300 Plaza Drive, Secaucus, N.J. — Phone: (201) 348-2000 — Contact: Eddie Bishop — Advance: **KEENIST**

CHICAGO BEARS (Sunday, December 2) — Hotel: Westin Hotel Chicago, 909 N. Michigan Avenue, Chicago, Illinois — Phone: (312) 943-7200 — Contact: Rosanna Morales — Advance: **PENDELL**

GREEN BAY PACKERS (Saturday, December 22) — Hotel: Ramada Inn, 2750 Ramada Way, Green Bay, Wisconsin 54304 — Phone: (414) 499-0631 — Contact: Barb Super — Advance: **PENDELL**

SEATTLE SEAHAWKS (Sunday, December 30) — Hotel: Red Lion Inn/SeaTac, 18740 Pacific Highway South, Seattle, Washington — Phone: (206) 246-8600 — Contact: Darla Peterson — Advance: **MOSS**

The Detroit Lions' team colors, Honolulu Blue and Silver, were selected more than 50 years ago by then-Lions' owner George A. Richards.

AUGUST

SUNDAY	MONDAY	TUESDAY	WEDNESDAY	THURSDAY	FRIDAY	SATURDAY
			1	2	3	4 HOF Game, Canton, Ohio Cleveland vs. Chicago American Bowl '90, Tokyo, Japan Seattle vs. Denver
5 American Bowl '90, London, England L.A. Raiders vs. New Orleans	6	7	8	9 LIONS at HOUSTON 6:00 PM	10	11 American Bowl '90, Berlin, Germany Kansas City vs. L.A. Rams
12	13	14	15	16	17 BILLS at LIONS 7:30 PM	18
19	20	21	22	23	24 CHIEFS at LIONS 7:30 PM	25
26	27	28 Roster cutdown to maximum of 60 players.	29	30	31 LIONS at BENGALS 7:30 PM	
						All times Eastern

SEPTEMBER

SUNDAY	MONDAY	TUESDAY	WEDNESDAY	THURSDAY	FRIDAY	SATURDAY
						1
2	3 Roster cutdown to maximum of 47 players.	4 After 4 p.m. EST, clubs may establish a Developmental Squad of six players.	5	6	7	8
9 Regular season opens BUCS at LIONS 1:00 PM	10	11	12	13	14	15
16 FALCONS at LIONS 1:00 PM	17	18	19	20	21	22
23 LIONS at BUCS 8:00 PM	24	25 Priority of multiple waiver claims is now based on the current season's standing.	26	27	28	29
30 PACKERS at LIONS 1:00 PM						All times Eastern

OCTOBER

SUNDAY	MONDAY	TUESDAY	WEDNESDAY	THURSDAY	FRIDAY	SATURDAY
	1	2	3	4	5	6
7 LIONS at VIKINGS 1:00 PM	8	9	10	11	12	13
14 LIONS at CHIEFS 1:00 PM	15	16 Trading of player contracts/rights ends at 4 p.m. EST. NFL Fall Meetings, Chicago	17 NFL Fall Meetings, Chicago	18	19	20
21 NFC CENTRAL BYE WEEKEND	22	23	24	25	26	27
28 LIONS at SAINTS 1:00 PM	29	30	31			
						All times Eastern

NOVEMBER

SUNDAY	MONDAY	TUESDAY	WEDNESDAY	THURSDAY	FRIDAY	SATURDAY
				1	2	3
4 REDSKINS at LIONS 1:00 PM	5	6	7	8	9	10
11 VIKINGS at LIONS 1:00 PM	12	13	14	15	16	17
18 LIONS at GIANTS 1:00 PM	19	20	21	22 DENVER at LIONS 12:30 PM	23	24
25	26	27	28	29	30	

All times Eastern

DECEMBER

SUNDAY	MONDAY	TUESDAY	WEDNESDAY	THURSDAY	FRIDAY	SATURDAY
						1 Deadline for reinstatement of players in Reserve List categories of Retired, Did Not Report and Veteran Free Agent Asked to re-sign.
2 LIONS at BEARS 1:00 PM	3	4	5	6	7	8
9	10 RAIDERS at LIONS 9:00 PM	11	12	13	14	15
16 BEARS at LIONS 8:00 PM	17 Balloting for AFC-NFC Pro Bowl.	18 Balloting for AFC-NFC Pro Bowl.	19	20	21	22 LIONS at PACKERS 12:30 PM
23	24	25	26	27	28 Deadline for waiver request in 1990 for non-playoff teams..	29
30 LIONS at SEATTLE 4:00 PM	31					All times Eastern

1990 DETROIT LIONS' MEDIA GUIDE

\$6.00

WHEN THE BLITZ IS ON,

GATORADE IS THIRST AID FOR THAT DEEP DOWN BODY THIRST.



© S-VC 1989
Gatorade® Thirst Quencher