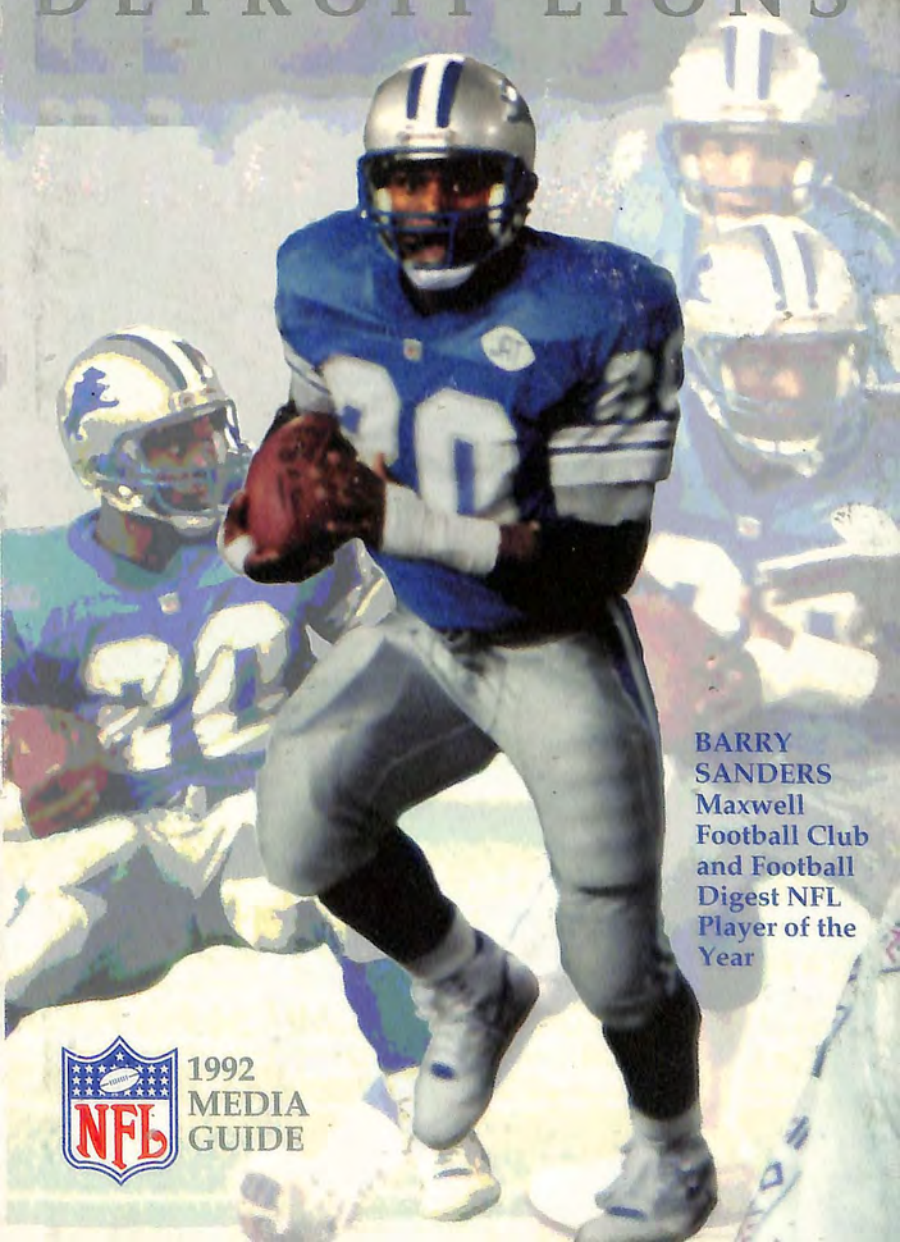


DETROIT LIONS



**BARRY
SANDERS**
Maxwell
Football Club
and Football
Digest NFL
Player of the
Year




1992
MEDIA
GUIDE

THE ROAR RESTORED

60

1991 NFL CENTRAL CHAMPS



WAYNE FONTES
NFL Coach of the Year

PRO BOWLERS





More publications available at:

www.retroseasons.com/library/



Len Fontes (right) with brothers John (left) and Wayne in 1991.

LEN FONTES

March 8, 1938 - May 8, 1992

Len Fontes had recently completed his second season in charge of the Lions' defensive backfield. In just two years, Fontes turned the Detroit secondary into one of the most solid and productive units in the NFL. He developed those coaching skills with both the Cleveland Browns (1980-82) and the New York Giants (1983-88). Fontes sported a Super Bowl ring from the 1986 season when the Giants recorded a 14-2 regular season mark and defeated Denver in Super Bowl XXI.

Dedication

The Detroit Lions and fans throughout the game of football lost two very special people in recent months.

On May 8, Len Fontes, Detroit's Defensive Backs Coach and brother of Lions' Head Coach Wayne Fontes, died of a heart attack at the age of 54. Little more than a month later, guard Eric Andolsek was killed when a truck drove off the road and hit him as he was doing yard work at his Thibodaux, Louisiana, home.

"It's hard to make sense of it—you can't, you really can't," said Wayne Fontes. "Lenny meant the world to me. We were as close as two brothers can be. He was as good a coach, as good a friend, and as good a person as there ever was.

"Eric was taken at the age of 25. That's a terrible tragedy. The young man was on the verge of doing great things in this league, he was that good. My heart goes out to his family—I know what an awful, awful loss this is for them."

Their contributions, dedication and friendship will be missed by all who knew them. It is to their memories that the 1992 Detroit Lions Media Guide is sincerely dedicated.

MEDIA GUIDE



Eric Andolsek in Detroit's 1991 season-opener at Washington.

ERIC ANDOLSEK

August 22, 1966 - June 23, 1992

Eric Andolsek was a three-year starter and an All-American lineman at Louisiana State University, capturing All-SEC honors in both 1986 and '87. Selected by the Lions in the fifth round of the 1988 draft, Eric started every game over the past three seasons for Detroit. In fact, in the NFC Championship Game at Washington, Andolsek made his 50th consecutive start at left guard for the Lions. In 1991, he was named to the USA Today's All-Pro team, his first such honor as a Lion.

1992 Detroit Lions Schedule

PRESEASON

Date	Location	Television	*Time
Saturday, August 8	HOUSTON	WKBD-TV	7:00 p.m.
Monday, August 17	at Buffalo	ESPN	8:00 p.m.
Saturday, August 22	NEW ENGLAND	WKBD-TV	7:00 p.m.
Friday, August 28	at Cincinnati	WKBD-TV	7:30 p.m.

REGULAR SEASON

Date	Location	Television	*Time
Sunday, September 6	at Chicago	CBS	1:00 p.m.
Sunday, September 13	MINNESOTA	CBS	1:00 p.m.
Sunday, September 20	at Washington	CBS	4:00 p.m.
Sunday, September 27	TAMPA BAY	CBS	1:00 p.m.
Sunday, October 4	NEW ORLEANS	CBS	1:00 p.m.
Sunday, October 11	*** BYE WEEK ***		
Thursday, October 15	at Minnesota	TNT	7:30 p.m.
Sunday, October 25	at Tampa Bay	CBS	1:00 p.m.
Sunday, November 1	GREEN BAY	CBS	1:00 p.m.
Sunday, November 8	DALLAS	CBS	1:00 p.m.
Sunday, November 15	at Pittsburgh	CBS	1:00 p.m.
Sunday, November 22	at Cincinnati	CBS	1:00 p.m.
Thursday, November 26	HOUSTON	NBC	12:30 p.m.
Sunday, December 6	at Green Bay (Milwaukee)	CBS	1:00 p.m.
Sunday, December 13	CLEVELAND	NBC	1:00 p.m.
Sunday, December 20	CHICAGO	CBS	4:00 p.m.
Monday, December 28	at San Francisco	ABC	9:00 p.m.

(* all times Eastern)

1992 LIONS' TRAVEL ITINERARY

(Subject to changes)

BUFFALO BILLS (Monday, August 17) - Hotel: Buffalo Marriott, 1340 Millersport Highway, Amherst, NY 14221 - Phone: (716) 689-6900 - Contact: Robert Biniszkiwicz.

CINCINNATI BENGALS (Friday, August 28 and Sunday, November 22) - Hotel: Omni Netherland Plaza, 35 West Fifth Street, Cincinnati, OH 45202 - Phone: (513) 421-9100 - Contact: Bob Louis.

CHICAGO BEARS (Sunday, September 6) - Hotel: Westin Hotel, 909 North Michigan Avenue, Chicago, IL, 60611 - Phone: (312) 943-7200 - Contact: Lisa Saad.

WASHINGTON REDSKINS (Sunday, September 20) - Hotel: Loews L'Enfant Plaza, 480 Loews L'Enfant Plaza S.W., Washington, D.C. 20024 - Phone: (202) 484-1000 - Contact: Mike Reynolds.

MINNESOTA VIKINGS (Thursday, October 15) - Hotel: Radisson Hotel Metrodome, 615 Washington Avenue SE, Minneapolis, MN 55414 - Phone: (612) 379-8888 - Contact: Melanie Kleven.

TAMPA BAY BUCCANEERS (Sunday, October 25) - Hotel: Radisson Bay Harbor Inn, 7700 Courtney Campbell Causeway, Tampa, FL 33607 - Phone: (813) 281-8900 - Contact: Faye Rochele.

PITTSBURGH STEELERS (Sunday, November 15) - Hotel: Pittsburgh Green Tree Marriott, 101 Marriott Drive, Pittsburgh, PA 15205 - Phone: (412) 922-8400 - Contact: Don Andrejewski.

GREEN BAY PACKERS (Sunday, December 6) - Hotel: Hyatt Regency Milwaukee, 333 West Kilbourn Avenue, Milwaukee, WI 53203 - Phone: (414) 276-1234.

SAN FRANCISCO 49ers (Monday, December 28) - Hotel: Westin Airport, 1 Old Bayshore Highway, Millbrae, CA 94030 - Phone: (415) 692-3500 - Contact: Jan Lesser.

1992 Detroit Lions Media Guide

CONTENTS & DIRECTORY

Dedication	IFC
Lions' Itinerary	1
1992 Lions Schedule	1

ADMINISTRATION & COACHING STAFF

Detroit Lions Directory	4
Administration	6
Coaching Staff	18
Football Operations Staff	31

PLAYER PROFILES

Veteran Players Biographies	40
1992 Draft Picks	111
1992 Draft Pick Biographies	112
Free Agent Biographies	121

LIONS PERSONNEL

1992 Detroit Alphabetical Roster	126
1992 Detroit Numerical Roster	129
Roster Moves	132

1991 SEASON IN REVIEW

Final Regular Season Statistics	136
Playoff Statistics	140
Game by Game Statistics	142
1991 Game Recaps	154
Player Participation	163

LIONS HONORS

Most Valuable Players	170
Pro Bowl Lions	172
Hall of Fame Lions	175
Heisman Trophy Lions	178
1991 Detroit Lions Honor Roll	180

THE RECORDS SECTION

Lions Individual Records	182
Lions Team Records	190
Miscellaneous Records	193
Seasonal Leaders	196
The Last Time	212
Opponents' Records	216

COACHING & SERIES RECORDS

Detroit Coaching History	220
Lions Coaching Summary	222
Past Lions Coaches	223
Lions vs. the NFL	225
Monday Night Games	230
Post Season Games	231

YEAR-BY-YEAR RESULTS

Pre-Season Results	234
Year-by-Year Results	237

THE HISTORY BOOK

History of the Lions	288
Significant Dates	289
Thanksgiving Day Games	291
Lions Draft Selections	292
All-Time Player Roster	301

THIS AND THAT

Pontiac Silverdome	310
Attendance Records	312
NFL Directory	313
1992 NFL Schedule	316
Lions Media Services	319
Important Dates for 1992-93	320

1992 DETROIT LIONS MEDIA GUIDE

Editor: Mike Murray


Assistant Editor: James Petrylka

Editorial Assistants: Dan Arthur, Ron Szymanski, Todd Fedewa and Barbara Saliba

Photography: Tom Albert

Cover Design: Bauer Dunham & Barr, Ann Arbor

On the Cover: The 1991 Lions "Restored the Roar" behind NFL Coach of the Year Wayne Fontes, NFL Player of the Year Barry Sanders, and fellow Pro Bowlers (clockwise left to right) Mel Gray, Chris Spielman, Bennie Blades, Lomas Brown and Jerry Ball.



Administration & Coaching Staff

1992 Lions Directory



MANAGEMENT

Owner and President William Clay Ford
 Executive Vice President &
 Chief Operating Officer Chuck Schmidt
 Head Coach Wayne Fontes
 Secretary and Legal Counsel Frederick C. Nash
 Treasurer William Clay Ford Jr.

ADMINISTRATIVE STAFF

Director of Player Relations &
 Admin. Asst. to Head Coach Otis Canty
 Controller Tom Lesnau
 Computer Coordinator Jim Renouf

MARKETING & PUBLIC RELATIONS

Director of Marketing, Broadcasting and
 Communications Bill Keenist
 Secretary, Mr. Keenist Anne Evanson
 Director of Community Relations and
 Detroit Lions' Charities Tim Pendell
 Community Relations Assistant Kim French
 Media Relations Coordinator Mike Murray
 Media Relations Assistant James Petrylka
 Secretary, Public Relations Barbara Saliba

MARKETING, SALES & TICKET OPERATIONS

Director of Marketing, Sales and
 Ticket Operations Fred Otto
 Secretary, Mr. Otto Lisa Sabo
 Assistant Ticket Manager Mark Graham
 Ticket Office Assistants
 . . . Deanna Hittinger, Charlie Coffin, Kelly Malone

MEDICAL STAFF

Head Trainer Kent Falb
 Assistant Trainer Joe Recknagel
 Assistant Trainer Robert Thomas
 Team Doctors . . Keith Burch M.D., David Collon M.D.

COACHING STAFF

Assistant Head Coach	Dave Levy
Offensive Coordinator	Dan Henning
Defensive Coordinator	Woody Widenhofer
Defensive Line	Lamar Leachman
Inside Linebackers	Herb Paterra
Defensive Backs	John Fontes
Outside Linebackers	Don Clemons
Receivers	Charlie Sanders
Running Backs	Billie Matthews
Offensive Line	Jerry Wampfler
Special Teams	Frank Gansz
Strength & Conditioning Coach/ Defensive Assistant	Bert Hill
Offensive Assistant	Dave Jaumotte

FOOTBALL OPERATIONS SUPPORT STAFF

Equipment Manager	Dan Jaroszewich
Assistant Equipment Manager	Mark Glenn
Equipment Assistant	Gavin Johnson
Video Director	Steve Hermans
Assistant Video Director	Mike Richardson
Groundskeeper	George Karas

PLAYER PERSONNEL/SCOUTING STAFF

Director of Player Personnel	Ron Hughes
Director of Pro Scouting	Kevin Colbert
Area Scout	Dirk Dierking
Area Scout	Scott McEwen
Area Scout	Jim Owens
Area Scout	Milt Davis
Area Scout (BLESTO)	Rick Spielman
Part-Time Scout	Allen Hughes
Part-Time Scout	John Trump

OFFICE STAFF

Secretary, Mr. Ford	Claire Mittendorf
Secretary, Mr. Schmidt	Laura Douglas
Secretary, Mr. Fontes and Coaches	Barbara Mouthaan
Secretaries, Player Personnel	Marylee Jensen, Helen Misener
Secretary, Accounting	Judy Kowalkowski
Travel Secretary	Karen Johnson
Receptionist	Terri Kimble
Maintenance	Roosevelt Kedley, Mai Sellers

QUICK FACTS

Address

1200 Featherstone Road
Pontiac, MI 48342

Stadium

Pontiac Silverdome
(Capacity - 80,494)
Opened Aug. 23, 1975

Conference

National (Central
Division)
First NFL Game in
Detroit - 1934

Ticket Information

Upper and Lower Deck
Seats - \$25.00
Bleacher Seats - \$10.00
(on sale 3 weeks before
game)

Phone

(313) 335-4131 (Office)
335-4151 (Tickets)

Colors

Honolulu Blue & Silver

William Clay Ford

OWNER AND PRESIDENT



The Detroit Lions' biggest fan and most loyal supporter has an office at 1200 Featherstone Road. His office walls are covered with photographs — some black and white, some color, most yellowed — commemorating Detroit's past championships, memorable games and brightest stars.

Although he has enjoyed these pictures for many years, William Clay Ford is making room for new photos.

In his first 27 years as sole owner of the ball club, the Lions had enjoyed several fine moments. The 1969 through '75 teams all finished in second place in the NFC Central Division, with a high-water win-loss mark of 10-4 in '70. The '80 and '81 teams also finished in second place, and the 1983 club captured the NFC Central Division championship.

But it was Mr. Ford's 28th team, the 1991 edition, that truly Restored the Roar, rekindling memories of past powerhouses. The Lions marched to a 12-4 record, the NFC Central Division title, a 38-6 win over Dallas in Detroit's first home playoff game in 34 years, and the club's first-ever appearance in the NFC Championship Game.

And as the Lions prepare for the 1992 season under Head Coach Wayne Fontes, Mr. Ford sees a positive future for his football team.

"Two years ago, we all saw signs of great potential from many of those young players, and last year they put it all together," said Mr. Ford. "I'm confident that this team is now in a position to take the next step. It has been a long wait for all of us to see the Lions return as one of pro football's best teams, but I feel we are ready to do just that on an annual basis."

"I'm happy with the success we enjoyed last season — the staff and players should get all the credit in the world," Mr. Ford said. "Now we find ourselves in the situation of having to live up to high expectations. I suppose if you consider that a problem, it's a good problem to have."

For nearly three decades, he has guided the Detroit Lions organization with a sense of stability, integrity and honest leadership. If you know Mr. Ford, you understand that the owner and president of the Lions is, in the truest sense of the word, a gentleman.

Known as Bill Ford to his friends and business associates, his relationship with the Lions began during his childhood when his father, Edsel Ford, took him to the University of Detroit Stadium to see the first Lions' team play in their maiden season in the Motor City in 1934.

He became a club director in 1956 and was asked by then-Lions' President Edwin J. (Andy) Anderson to become the Lions' president in 1961.

In November of 1963, Mr. Ford purchased the team outright for \$4.5 million and officially took over the club January 10, 1964.

Of course, Mr. Ford's other passion in life is the automobile industry, he being a grandson of inventor and auto pioneer Henry Ford, founder of the Ford Motor Company.

Although he retired from his post as Ford Motor Company Vice-Chairman in March of 1989, Mr. Ford remains a member of the Board of Directors and chairman of the Finance and Executive Committees. He has been a board member since 1948 and was chairman of the company's Design Committee since its inception in 1957 until retirement in 1989.

During his career with the company, Mr. Ford gained special satisfaction and acclaim as the executive in charge of the design, development and subsequent introduction of the Continental Mark II, the successor to the classic Lincoln Continental that had been developed and introduced by his father Edsel in 1939.

The youngest of Edsel's four children, William Clay Ford was born March 14, 1925. Following a tour of duty with the U.S. Naval Air Corp, he enrolled at Yale, where he captained both the tennis and soccer teams at the Ivy League school. In fact, he was a nationally ranked tennis player until two Achilles tendon surgeries relegated him to the sidelines. (Mr. Ford's athletic participation today includes some tennis, although he prefers golf, a game in which he became nearly a scratch performer.) He graduated from Yale with a Bachelor of Science degree in economics and then joined Ford's sales and advertising staff. He later served on the industrial relations staff where he was a member of the committee that negotiated the historic 1949 contract with the UAW-CIO.

He helped orchestrate a major change in Lions' history when he moved the team in 1975 from the downtown-located Tiger Stadium to metropolitan Pontiac and the sparkling, 80,000-plus seat Pontiac Silverdome, which remains the world's largest (based on seating capacity) indoor athletic facility.

Mr. Ford also is Chairman Emeritus of the Board of Trustees of the Edison Institute, which operates Greenfield Village and the Henry Ford Museum in Dearborn. He is a trustee of the Eisenhower Medical Center, and serves as a director or a trustee for the Boys' Club of America, the National Tennis Hall of Fame, the United Way of Southeastern Michigan, and the Economic Club of Detroit. His more recent appointments include being named as a trustee for the Michigan Heart Association and to the Ronald Reagan Presidential Foundation. He received an honorary doctor of science degree from the Art Center College of Design in Pasadena, California, in 1981.

He is married to the former Martha Firestone of Akron, Ohio, and they are the parents of three daughters — Martha, Sheila and Elizabeth — and a son, Bill, Jr., who serves the Lions as club treasurer.



Head Coach Wayne Fontes with Lions owner and president, William Clay Ford.

William Clay Ford, Jr.

TREASURER



One of the fastest-rising, young executives of the Ford Motor Company doubles as the treasurer of the Detroit Lions — William Clay Ford Jr. In March of 1991, the 35-year old Ford was named executive Director of Business Strategy for the Ford Automotive Group. Prior to assuming his current responsibilities, he was the manager of Ford Heavy Truck Engineering and Manufacturing after a three-year assignment in Europe. Previously, he was elected to the Ford Motor Company's Board of Directors (Jan. 14, 1988).

Mr. Ford, son of Lions' Owner and President William Clay Ford, joined the company in 1979 as a product planning analyst in Advanced Vehicles Development. He later moved to automotive assembly operations and worked on the launch of the Escort and Lynx. Additionally, he was a zone manager for district sales in the New York-New Jersey area before he was appointed as a member of Ford's bargaining team for negotiations with the UAW in 1982.

After a stint as a Ford Division advertising specialist, the Princeton University graduate entered the Massachusetts Institute of Technology where he earned a master's degree in management. Subsequent moves at Ford came in 1984 when he served as an international finance specialist and, in 1985, when he became a Car Product Development planning manager.

His tenure in Europe began in 1986 when Mr. Ford was appointed director of Commercial Vehicle Marketing for Ford of Europe and, in 1987, he moved his family to Zurich to become chairman and managing director of Ford Switzerland.

Chuck Schmidt

**EXECUTIVE VICE-PRESIDENT
AND CHIEF OPERATING OFFICER**



In less than three years as Detroit's Executive Vice-President and Chief Operating Officer, Chuck Schmidt's impact on the organization has been substantial and far-reaching. While the coaches and players understandably command much of the spotlight surrounding the club's recent renaissance, Schmidt has been Detroit's 'man behind the scenes'; His leadership, integrity and vision have helped establish the Lions as a "Team of the '90s".

Schmidt, 45, was handed the baton on December 27, 1989, when he succeeded Russ Thomas as the organization's top officer. In his first year at the helm, he hired a new Director of Player Personnel in Ron Hughes; oversaw construction of a new weight room that rivals any in the NFL; and was instrumental in the Lions' switch in training camp sites from Oakland University to the team's year-round residence at the Pontiac Silverdome. More recently, Schmidt has reorganized the front office staff to reflect the club's increased emphasis in the areas of marketing, promotions, and community and media relations; spearheaded the construction of a new player's lounge; was responsible for the construction of a new ticket office at the north end of the Silverdome and the renovation of the old ticket office into the new public relations department; and helped initiate "Lions Live '92", a three-day football festival to benefit charity.

This long list of improvements, says Schmidt, merely points to the Detroit Lions' bottom line — winning.

"Everything we do — from the improved weight room and players' lounge to the resources we've allocated for the coaching staff, player personnel and scouting — is done in the name of winning," said Schmidt. "We have worked especially hard, both on the field and behind the scenes, to do everything possible to help ensure success for this team and the organization.

"We enjoyed a good amount of success last season, and we should be proud of what was accomplished. But even more importantly, I think we must build from that success so that the Detroit Lions are a force in this league year after year."

Now in his 17th year with the Lions, Schmidt has performed a variety of duties during his tenure, providing the Detroit native with a keen and unique insight into the overall operation of the organization. He has been with the Lions since 1976 when he joined the club as a CPA. He soon thereafter was promoted to the team's controller. In 1987, Schmidt was named to the position of Vice-President for Finance and assumed the crucial, yet often thankless task of negotiating and signing all player contracts. Schmidt attended Detroit's Lutheran East High School before accepting a baseball scholarship from the University of Michigan where he earned his under-graduate degree in business. After earning a graduate degree in finance from Detroit's Wayne State University, he joined the accounting firm of Ernst and Whinney, where for five years he worked as a tax specialist before joining the Lions organization.

Under Schmidt's direction in 1990, the club established Detroit Lions Charities, a non-profit organization which assists various charitable and worthwhile causes in Michigan. Schmidt serves on the board of directors for the new program and is Secretary-Treasurer. He also serves on the Board of Directors for Detroit Tigers' Manger Sparky Anderson's CATCH charity and also is on the board of the Pontiac Development Foundation, which is an organization established to enhance economic progress in the Pontiac area. In 1992, Schmidt was named to the Board of Trustees at Henry Ford Hospital of West Bloomfield.

Born on January 22, 1947, Schmidt and his wife Sharon reside in Oakland County with their three children, Scott, Krista and Matthew.



Executive Vice-President Chuck Schmidt

Administrative Staff

Otis Canty

**DIRECTOR OF PLAYER RELATIONS/
ADMINISTRATIVE ASST. TO THE HEAD COACH**

27th Year with Lions

Otis Canty, a long-time fixture with the Lions' organization, took on new responsibilities when he was named administrative assistant to the head coach in March 1991. Canty's new duties coincide with his role as director of player relations. He also is the club's office manager. Among his tasks as office manager are purchasing and overseeing the ongoing interior renovation of the Lions' offices. The native of Troy, Alabama and long-time Detroit resident is in his 27th year with the Lions, including his first year that he worked on a part-time basis. Canty and his wife Gloria Jean reside in Oakland County.



Mark Graham

ASSISTANT TICKET MANAGER

10th Year with Lions

Managing the sale and distribution of tickets is an enormous task, and the Lions are fortunate to have someone as experienced as Mark Graham as assistant ticket manager. Mark re-joined the Lions in 1990 following a brief stint in the ticket office of the Fox Theatre in Detroit. He started with the Lions on a part time basis in 1980 and remained in that capacity until 1986 when he was hired to a full time position by the Lions. Graham, 33, brings to the Lions a plethora of knowledge in many areas of ticket management. He has worked in the ticket offices of the Detroit Tigers, Detroit Red Wings and Joe Louis Arena in Detroit. Graham has worked at the Super Bowl and was involved in the allocation and distribution of all the Super Bowl tickets.

Mark and his wife Michelle have a daughter, Suzan, and are expecting their second child. They reside in Sterling Heights.



Bill Keenist

DIRECTOR OF MARKETING, BROADCASTING AND COMMUNICATIONS

8th Year with Lions



When the Lions formed their first marketing department, Bill Keenist, with more than a decade of experience in athletic publicity and promotions, was a natural selection as one of the directors. Keenist continues to oversee the Lions' public relations department. He also, along with Chuck Schmidt, coordinates the team's local broadcasting concerns.

Keenist has been with the Lions since 1985 when he was hired as assistant public relations director. In 1987 he was named director of public relations, a position he held until 1991.

Prior to joining the Lions, Keenist worked for the Washington Redskins from 1981-83 as a public relations assistant and Director of Promotions. He was a member of the Redskins when the team won Super Bowl XVII in 1983 over Miami.

Keenist left the Redskins to become P.R. Director of the Pittsburgh Maulers of the United States Football League. After the Maulers, Keenist was the Sports P.R. Director for the Pittsburgh Civic Arena, where he worked primarily with the Pittsburgh Penguins hockey team.

For Super Bowls XXIV, XXV and XXVI he had the honor of being selected the public relations co-captain, which involves the coordination of all media-related activities.

A native of Elizabeth, Pa., Keenist holds a master's degree in sports administration from Ohio University, he also received his bachelor's degree from Ohio University. He lives in Oxford with his wife Cindy and their two sons Billy and Christopher.

Tom Lesnau

CONTROLLER

14th Year with Lions



Tom Lesnau was named controller of the Lions in January of 1991 after serving as the team's accountant for 13 years. Lesnau came to the Lions from the accounting firm of Ernst and Whinney where he had worked for five years. He was hired as the club's accountant in 1978 and took over the additional duties of travel coordinator in 1980. In his current position, Lesnau is responsible for overseeing the day-to-day financial operations of the organization as well as coordinating all of the team's travel arrangements. Lesnau also coordinated the construction of the new players' lounge as well as the construction of the new ticket and marketing offices and the conversion of the old ticket office into the public relations office in 1991.

Lesnau, a native of Detroit, received his degree in accounting from Michigan State University and is a Certified Public Accountant.

Fred Otto

**DIRECTOR OF MARKETING, SALES
AND TICKET OPERATIONS**

21st Year with Lions



One of the senior members of the organization, Fred Otto has been with the Lions since 1972. Otto started out as assistant ticket manager and was promoted to ticket manager in 1974, becoming the youngest ticket manager in the National Football League at the time. He holds the distinction of being with the same team longer than any ticket manager in the league today. When the Lions started their own marketing department in December of 1990, Otto was selected as one of the two people to run the department and was promoted to his current position.

During his tenure, Otto has witnessed the proliferation of computers into the ticket business and has kept the Lions' ticket operation on the cutting edge of the National Football League. In addition to his duties with the Lions, Otto heads up the ticket operation for the Super Bowl, a job he has done since Super Bowl XV.

Otto received his bachelor's degree from Michigan State University and his M.B.A. from the University of Detroit. Fred is the son of the long-time ticket manager for the Detroit Tigers, the late Norm Otto.

Jim Renouf

DIRECTOR OF COMPUTER SERVICES

14th Year with Lions



Computers have permeated all areas of the Lions' organization, and the man in charge of the computer operations is Jim Renouf. Renouf is in his fourteenth season with the club as the computer services director. His is responsible for facilitating the day to day operation of the extensive computer system which plays an important part in all aspects of the organization. Computers are utilized by every department from the ticket office and training room to player personnel and scouting, which uses the computer to compile and store player evaluations. Jim came to the Lions from Sperry-Univac in Chicago where he was employed as regional products manager.

Renouf majored in math and physics at UCLA. He and his wife Diana have four daughters Melinda, Cassandra, Katharine and Margaret and reside in Troy.

Media Relations

Mike Murray

MEDIA RELATIONS COORDINATOR

2nd Year with Lions



Mike Murray joined the club as media relations coordinator in April, 1991. Murray manages all aspects of media relations including the writing and publishing of the media guide, weekly press releases, media credentials, press conferences, and direct day-to-day contact with media.

Murray brings to the Lions extensive experience in athletic public relations. He comes to the Lions following a brief stint as Assistant to the Athletic Director for Media Relations at Illinois State University. Prior to that Murray spent seven years as Assistant Sports Information Director at the University of Michigan where he helped coordinate publicity for six bowl-bound football squads and the basketball team that claimed the 1989 NCAA Championship.

A Dearborn native, Murray received his communications degree from the University of Michigan. He and his wife, Mena, reside in Royal Oak with their three children, Elizabeth, Michael and Eddie.

James Petrylka

MEDIA RELATIONS ASSISTANT

2nd Year with Lions



James Petrylka is in his second year as the Lions' media relations assistant. He has been a familiar face in the Silverdome press box in recent years after serving as the Lions' public relations intern for three seasons. Petrylka's tireless efforts earned him a full-time position in February, 1991.

Petrylka's background in the Detroit media market is considerable, including stints with WDIV-TV and radio stations WWJ and WPZA.

Petrylka, 27, is a Detroit native. He attended the University of Michigan where he received a bachelor's degrees in Sports Management and Communications in 1988. He is single and resides in Roseville.



Detroit Lions Charities

"The Community Pride of the Lions"

The Detroit Lions expanded its community efforts in June, 1990, with the establishment of Detroit Lions Charities (DLC), a non-profit organization founded by the Lions to assist charitable and worthwhile causes in Michigan. The Lions, with corporate assistance, have raised over \$163,000 for charity since 1990 season. Grants totaling over \$93,000 were awarded to 50 Michigan charities in March, 1992.

"The Detroit Lions long has had an organization-wide commitment to helping our community," said Lions' Executive Vice President and Chief Operating Officer Chuck Schmidt. "Now, the club has made an even greater commitment with the establishment of Detroit Lions Charities. The Lions will identify and, with support from our corporate friends, help fund specific programs that we feel best benefit Michigan's needs."

Funding for Detroit Lions Charities comes from several sources including proceeds from the Detroit Lions Invitational, a golf outing held in July at Great Oaks Country Club in nearby Rochester. Funds also were raised through "Lions Live," a sports memorabilia and autograph fun-fair held in the Silverdome in May. Principal financial support comes from the "Northwest Airlines Flies for Detroit Lions Charities" program. Northwest Airlines donates \$100 for every point the Lions score to DLC.

DLC assists a wide variety of activities and programs that benefit education, civic affairs and health and human services in Michigan. Requests for funding will be accepted from October 1 through December 31, 1992. Grant applications will be reviewed early in the new year with recipients being announced in March, 1993, and awarded shortly thereafter.

Specific grant eligibility guidelines and application procedures are available by writing: Detroit Lions Charities, c/o Detroit Lions, 1200 Featherstone Road, Pontiac, MI 48342.

Community Relations

Tim Pendell

**DIRECTOR OF COMMUNITY RELATIONS
AND DETROIT LIONS CHARITIES**

8th Year with Lions



The Lions' involvement with charity and community organizations in the Detroit area has increased in recent years largely due to the efforts of Tim Pendell. Pendell joined the Lions in 1985 and was director of communications prior to being named to his current position in December of 1990. Along with running Detroit Lions Charities, Pendell coordinates player appearance and assists with promotions. He also edits the Lions' Gameday magazine and assists in coordinating the entertainment at Lions' home games.

Pendell is a native of Macomb, Illinois, but he was no stranger to Michigan when he joined the Lions. He was the sports information director at Ferris State University in Big Rapids, Michigan from 1976-83. He then joined the public relations staff of the United States Football League's Michigan Panthers, he was with the Panthers in 1983-84.

He graduated from Western Illinois University and served a four-year stint in the Air Force with American Forces Radio and Television service. He and his wife Diann live in Rochester.

Kim French

COMMUNITY RELATIONS ASSISTANT

1st Year with Lions



Kim French begins her first year as the Lions' community relations assistant after serving as an intern during the 1991 season. French joined the Lions at the start of training camp in 1991. Prior to coming to the Lions, Kim spent two years handling public relations and copywriting for Alexander Marketing Services, Inc. French graduated from Michigan State University with a degree in communications in 1985. After graduating she went to work for Vanguard Publications where she spent three years before moving on to Alexander Marketing Services, Inc.

Kim, 29, received a master's degree in sports administration from Wayne State University in May, 1992. French, a native of Killingworth, Connecticut is single and resides in Detroit.

Lions' Staff



Charlie Coffin
Ticket Office Assistant



Laura Douglas
Secretary, Mr. Schmidt



Anne Evanson
Secretary, Mr. Keenist



Deanna Hittinger
Ticket Office Assistant



Marylee Jensen
Secretary, Player Personnel



Karen Johnson
Travel Secretary



George Karas
Groundskeeper



Roosevelt Kedley
Maintenance



Terri Kimble
Receptionist

Lions' Staff



Judy Kowalkowski
Secretary, Accounting



Kelly Malone
Ticket Office Assistant



Helen Misener
Secretary, Player Personnel



Claire Mittendorf
Secretary, Mr. Ford



Barbara Mouthaan
Secretary, Mr. Fontes & Coaches



Lisa Sabo
Secretary, Mr. Otto



Barbara Saliba
Secretary, Public Relations



Mai Sellers
Maintenance

Detroit Lions Head Coach

Wayne Fontes



*28-27 Career Record
(27-26 regular season; 1-1 postseason)
8th full year with Lions
4th full year as Head Coach
17th year in NFL*

When Wayne Fontes officially was named the 17th head coach in Detroit Lions' history on December 22, 1988, he promised that his team would put excitement back into the Pontiac Silverdome and that his Lions would "Restore the Roar."

Fontes was true to his word as the Lions compiled a 12-4 record in just his third season. The 12 victories were the most regular season wins in franchise history. Fontes directed the Lions to their first playoff berth since 1983 and the first home playoff game for Detroit since 1957.

Under Fontes' guidance, the Lions overcame adversity and tragedy in 1991 to reach the playoffs. After an embarrassing 45-0 loss at Washington on opening day, Detroit bounced back with five straight victories. The Lions then lost three of four contests, including a heart-breaking 20-10 contest at Chicago, before reeling off six consecutive wins to close out the year.

Despite a slew of injuries that sidelined five starters for the season, Fontes kept his young team on the path to the most successful season in club history. The wounded list included Michael Cofer, the team's top pass rusher; Rodney Peete, quarterback; Mike Utley, right guard; Jerry Ball, Pro Bowl nose tackle; and Eric Sanders, right tackle and long snapper. The most devastating of the injuries was, of course, suffered by Utley, whose spinal injury against the Rams left him paralyzed from the chest down.

Still, Fontes guided the Lions to a Central Division title and the NFC Championship Game, replacing proven starters with promising athletes, refining the defense and redefining the offense. It is little wonder that Fontes earned universal praise as the NFL's Coach-of-the-Year, capping the season with a 21-15 victory as the NFC's head

WAYNE FONTES' 1991 HONORS

Associated Press NFL Coach-of-the-Year
Maxwell Football Club NFL Coach-of-the-Year
Paul Brown NFL Coach-of-the-Year (Touchdown Club of Columbus)
Starter NFL Coach-of-the-Year
United Press International NFC Coach-of-the-Year
Football News NFC Coach-of-the-Year
Pro Football Weekly NFL Coach-of-the-Year
Pro Football Writers Association NFL Coach-of-the-Year
Detroit News' Michiganian-of-the-Year Award

coach in the 1992 Pro Bowl.

Fontes did not turn the Lions into winners overnight. The framework for success was built in Fontes' first two full seasons as head coach. In his first full season, the Lions ended the season as the NFL's hottest team with five straight victories; scored their most points since the 1983 NFC Central Division Championship season; sent four players to the Pro Bowl for the first time since 1972; featured NFL "Rookie of the Year" and NFC rushing champion Barry Sanders; and boasted the NFL's finest special teams with standouts Eddie Murray, Jim Arnold and Mel Gray.



Behind Fontes, the Lions made even greater improvement in 1990; the team tallied 373 points, the second-best output in club history; Sanders earned All-Pro honors

FONTES' COACHING RECORD

REGULAR SEASON

Year	W	L	T	Pct.	Result
1988	2	3	0	.400	Interim coach final 5 games
1989	7	9	0	.438	3rd, NFC Central
1990	6	10	0	.375	3rd, NFC Central
1991	12	4	0	.750	NFC Central Champion
Total	27	26	0	.509	One Division Title

PLAYOFFS

Year	W	L	T	Pct.	Result
1991	1	1	0	.500	Def. Dallas, Lost at Wash.
Total	1	1	0	.500	1st playoffs since '83

OVERALL RECORD

	W	L	T	Pct.	Result
Season	27	26	0	.509	12 wins in '91, team record
Playoff	1	1	0	.500	First-ever NFC title game
TOTALS	28	27	0	.509	6th on Detroit wins list

while becoming the second player in Lions history to capture the NFL rushing title; Detroit sent five players to the Pro Bowl, the most representatives for the club in 18 seasons; fan enthusiasm and support reached an eight-year high as Silverdome attendance skyrocketed 32 percent from the previous season and 75 percent over 1988.

He was named the Lions' head coach in December of 1988 after serving five weeks as interim head coach at the close of the 1988 season. He coached Detroit to a 2-3 record during that span.

Fontes was born Feb. 17, 1939, in New Bedford, Mass., and lived there until he was 15 when he moved to Canton, Ohio, where his father worked in a steel mill. An exceptional schoolboy athlete at Canton's McKinley High School, he matriculated to Michigan State where he was a two-sport (football and baseball) star and earned All-Big Ten honors as a defensive back.

He was selected to play in the North-South and Senior Bowl All-Star games in 1962 before being drafted by the New York Jets where he started in the defensive backfield. His brief pro career (1962) was cut short by a broken leg. However, his 83-yard interception return against Houston (12-15-62) stood as a Jets' record until it was broken in 1989 by Erik McMillan's 93-yarder.

His first coaching job was directing the freshman team at Michigan State in 1965, while he was working on his master's degree in administration (which he later earned). He coached at Visitation High School in Bay City, Mich., in 1966-67, winning the Michigan Class B state championship in 1967 with a team that went 10-0. He then moved on to the college level and was defensive backfield coach at Dayton (1968), Iowa (1969-71) and Southern California (1972-75). It was at the latter stop Fontes began

FONTES AGAINST THE NFL*

TEAM	W	L	T	Pct.	TEAM	W	L	T	Pct.
Chicago	3	4	0	.429	Cincinnati	0	1	0	.000
Green Bay	6	2	0	.750	Cleveland	1	0	0	1.000
Minnesota	3	4	0	.429	Houston	0	1	0	.000
Tampa Bay	3	4	0	.429	Pittsburgh	0	1	0	.000
NFC Central	15	14	0	.517	AFC Central	1	3	0	.250
Dallas	2	0	0	1.000	Buffalo	1	0	0	1.000
NY Giants	0	2	0	.000	Indianapolis	1	0	0	1.000
Philadelphia	0	0	0	—	Miami	1	0	0	1.000
Phoenix	0	1	0	.000	New England	0	0	0	—
Washington	0	3	0	.000	NY Jets	1	0	0	1.000
NFC East	2	6	0	.250	AFC East	4	0	0	1.000
Atlanta	2	0	0	1.000	Denver	1	0	0	1.000
LA Rams	1	0	0	1.000	Kansas City	0	1	0	.000
New Orleans	2	0	0	1.000	LA Raiders	0	1	0	.000
San Francisco	0	1	0	.000	San Diego	0	0	0	—
NFC West	5	1	0	.833	Seattle	0	1	0	.000
					AFC West	1	3	0	.250
NFC Record	22	21	0	.512	AFC Record	6	6	0	.500

Fontes' Overall NFL Record: 28-27-0 (.509)

* includes postseason contests

a 13-year association with John McKay, who brought Fontes with him when McKay was named the head coach of the expansion Tampa Bay Buccaneers in 1976.

Fontes spent nine years with the Bucs and advanced from secondary coach to defensive coordinator to assistant head coach under McKay. In his first year as the Bucs' defensive coordinator (1982) Tampa Bay led the NFC in defense.



He left the Bucs in 1985 to become the Lions' defensive coordinator. Under Fontes the Lions switched to a new 3-4 defensive alignment and the defense showed continued improvement.

Off the field, Fontes has been extremely active in charitable causes. Gifted with a quick smile and keen sense of humor, Fontes is often seen at community and charity events lending a helping hand. This past spring, Fontes was the guest of honor at a "Wayne Roast" dinner which benefitted the Center for Creative Studies in Detroit. In the last year alone, Fontes has taken an active role in many charitable causes, including the Cystic Fibrosis Foundation, C.A.T.C.H., Special Olympics, D.A.R.E., the Whaley Children Center, the National Paralysis Foundation, the Palmer Drug Abuse Program and the Mike Utley Foundation.

Active on the banquet circuit, he was the 1989 Chairman of the Michigan Chapter of the American Cancer Society's Great American Lockup which raised nearly \$200,000. He also serves as Chairman of a program to raise \$1 million for the expansion of Camp Fowler, a Mayville, Mich., camp for disabled children. Fontes also has participated in numerous charity golf outings and has been a chairman the past two years of the Detroit Lions Charities' annual golf tournament which benefits numerous causes throughout southeast Michigan.

Fontes and his wife Evelyn (who met at a high school sock hop in Canton) have three children (Mike, Scott and Kim) and reside in nearby Rochester Hills.

LIONS' COACHES WITH 20 OR MORE VICTORIES

Name	Seasons	Won	Lost	Tied	Pct.
George Wilson	8 (1957-64)	53	45	6	.538
Buddy Parker	6 (1951-56)	47	23	2	.667
Joe Schmidt	6 (1967-72)	43	34	7	.554
Monte Clark	7 (1978-84)	43	61	1	.414
Potsy Clark	4 (1934-36, 40)	30	25	7	.540
WAYNE FONTES	*3 (1989-91)	28	27	0	.509
Gus Dorais	5 (1943-47)	20	31	2	.396

* Coached five games as interim coach in 1988

Assistant Coaches

Don Clemons

OUTSIDE LINEBACKERS

**8th Year with Lions
8th Year in the NFL**



In his eighth year with the Lions, Don Clemons continues to be valuable to the Lions' coaching staff, now in charge of the outside linebackers. Clemons came to Detroit in 1985, and served four years as the Lions' strength and conditioning coordinator before handling a variety of duties as a defensive assistant beginning in 1989.

Clemons, 38, is a native of Northampton, Pa. He was a standout defensive end at Muhlenberg (Pa.) College, where he earned All-District honors and was team captain his senior year ('76). His first coaching experience was at Kutztown State (Pa.) where he tutored outside linebackers for two seasons (1977-78). He then spent one year as linebackers coach at New Mexico State (1979) before joining former Lions' Head Coach Darryl Rogers at Arizona State. Clemons was the strength and conditioning coach for the Sun Devils and also assisted the defensive line coach from 1980-84.

Holder of an English degree from Muhlenberg, Clemons and his wife Shawn - who starred in basketball at Arizona State and was an assistant coach on the Oakland University (Rochester, Mich.) women's basketball team that went to the NCAA Division II semi-finals in 1989-90 - live in Rochester Hills with their son Scot.

John Fontes

DEFENSIVE BACKS

**1st Year with Lions
1st Year in the NFL**



John Fontes (pronounced fon-TEZ) becomes the newest member of the Lions' staff as he takes over as defensive backs coach, a position held by his late brother Len for the past two seasons. John, the younger brother of Head Coach Wayne Fontes, comes to the Lions with twelve years of coaching experience.

Fontes spent the spring of 1992 as a defensive assistant with the World League Champion Sacramento Surge. In 1991 he served as the defensive coordinator for the Tampa Bay Storm in the Arena League, and the Storm won the Arena League championship with a 13-2 record.

Prior to his stint with the Storm, John was an assistant at Louisiana State University. He tutored the defensive backs in 1987-88 and he coached the outside linebackers in 1989.

In 1986 Fontes was the linebacker coach at the University of Miami, a season in which the Hurricane defense finished fifth in the nation in total defense and seventh in scoring defense. He coached at Northwestern in 1985, and he coached the linebackers at Oregon State from 1976-80 and also worked with the secondary. Fontes left coaching from 1980-84 and worked for Levi Strauss and Company.

He played for the University of Iowa, however his career was cut short by a knee injury. After his injury he became a graduate assistant for the Hawkeyes and received a degree in Physical Education. Fontes and his wife, Theresa, have two children, John and Ashley.

Frank Gansz

SPECIAL TEAMS

*4th Year with Lions
15th Year in the NFL*



A veteran of the NFL wars, Frank Gansz brought outstanding credentials to Detroit built through 14 years of NFL coaching experience. After two seasons as head coach of the Kansas City Chiefs (1987-88), Gansz was quickly tabbed by Wayne Fontes following the 1988 season to direct the Lions' special teams.

It didn't take long for Gansz to add to his coaching credits. In a vote by the league's coaches, he was named the NFL's 1989 Special Teams "Coach of the Year". The Lions' special teams have flourished under Gansz's direction as evidenced by return specialist Mel Gray's two consecutive Pro Bowl appearances. In 1991 Gray became the first return specialist in NFL history to lead the league in punt return and kickoff return average in the same season.

Gansz is in his 28th year as a coach. He began his coaching career at the Air Force Academy (1964-66), and had stints at Colgate (1968), the Naval Academy (1969-72), Oklahoma State (1973-75), Army (1974) and UCLA (1976-77).

An outstanding special teams instructor, Gansz entered the NFL in '78 as special teams coach at San Francisco, then added the title of tight ends coach to his credit during stops at Cincinnati ('79-80), Kansas City ('81-82) and Philadelphia ('83-85). Upon his return to Kansas City in 1986, Gansz was named assistant head coach and special teams coach. That season, the Chiefs' special teams blocked an NFL record 10 kicks and scored five touchdowns while sparking Kansas City to its first playoff berth in 15 years.

This past off-season Gansz conducted clinics for several World League teams during their respective training camps. The 53-year-old (Nov. 22, 1938) Gansz was born in Altoona, Pa. and grew up in Pittsburgh. He is a 1960 graduate of the U.S. Naval Academy where he played guard, center and linebacker in three seasons and was a member of the 1958 Cotton Bowl team. Gansz went through the Air Force's pilot training program and earned his wings in 1961, flying single-engine aircraft.

Gansz and his wife Barbara have two children (Frank, who is an assistant coach with New York/New Jersey Knight of the World League, and Jennifer) and two grandsons, and live in Auburn Hills, Mich.

Dan Henning

OFFENSIVE COORDINATOR

***1st Year with Lions
18th Year in the NFL***



Looking to add a more stable running game to accompany the Lions' four wide receiver offense, Head Coach Wayne Fontes hired Dan Henning as his new offensive coordinator. Henning, an 18-year NFL coaching veteran, completes one of the most experienced staffs in the league.

The 50-year-old Henning (June 21, 1942) brings with him impressive credentials and a reputation as one of the top offensive minds in the game. He spent the past three years ('89-'91) as head coach of the San Diego Chargers. Prior to joining the Chargers, Henning spent 1987-88 directing the passing game and quarterbacks of the Washington Redskins and was on the staff when the Redskins defeated the Denver Broncos 42-10 in Super Bowl XXII. He was no stranger to Washington having been the assistant head coach when the Redskins captured Super Bowl XVII, a 27-17 win over the Miami Dolphins. In between his stints with the Redskins, Henning spent four seasons ('83-'86) as head coach of the Atlanta Falcons.

Following a standout career as a quarterback at William & Mary, where he finished 14th in the nation in passing yardage in his senior season ('63), Henning joined the San Diego Chargers in the 1964 preseason. Following two years in the Continental League, Henning spent 1966 with the Chargers. He remained with the Chargers into the 1967 preseason before finishing his career with Norfolk in the Continental League.

Henning entered the coaching ranks in 1968 on the collegiate level at Florida State University where he tutored the quarterbacks and receivers, a position he held through 1970. He moved on to Virginia Tech where he was offensive coordinator in 1971 and 1973, before returning to Florida State in 1974. In 1972 Henning began his professional coaching career as quarterbacks and receivers coach of the Houston Oilers. He returned to the NFL to stay in 1976 when he joined the New York Jets as quarterbacks and receivers coach, remaining with the Jets through 1978. Henning tutored the quarterbacks and receivers with the Miami Dolphins from 1979-80 before moving on to the Redskins in 1981.

Dan has five children (Mary K., Patty, Dan, Terry and Mike) and two grandchildren (Teddy and Hunter).

Bert Hill

**STRENGTH AND CONDITIONING/
DEFENSIVE ASSISTANT**

**3rd Year with Lions
3rd Year in the NFL**



Long ago NFL teams learned that much of the on-the-field success is due to dedicated and well-spent hours in the weight room. In charge of this vital responsibility for the Lions is Strength and Conditioning Coach and Defensive Assistant Bert Hill, who also assists in coaching the defensive line.

Backed by nine years of college strength coaching experience, Hill organizes and implements the strength and conditioning program for the Lions, and has overseen the recent \$130,000 renovation of the club's weight room. The 34-year-old (Jan. 25, 1958) Montgomery, Ala. native attended junior college at Marion (Ala.) Military Institute ('76-'77) where he captained the football team and also played baseball. After one year ('78) at Wichita State University where he was a Shockers' linebacker, he earned his degree in physical education from Auburn University (Montgomery campus).

His concentration on strength and conditioning began at Nichols State ('81-'82) where, as a graduate assistant, he helped coach the defensive line and was a strength coach. He earned his master's degree from Auburn (Auburn campus) where he again assisted with the strength program ('82-'83).

Hill was named the strength and conditioning coach under Coach Jackie Sherrill at Texas A&M ('83-'88) where the Aggies won three straight Southwest Athletic Conference titles. He served one year ('88-'89) in a similar capacity at Ohio State with Coach John Cooper before returning to Texas A&M to coach under long-time friend R.C. Slocum. Hill came to the Lions in March, 1990.

Hill married the former Tara Maragas on July 7, 1990. The couple resides in Rochester Hills, Mi.

Dave Jaumotte

OFFENSIVE ASSISTANT

**2nd Year with Lions
2nd Year in the NFL**



Dave Jaumotte begins his first season with the Lions as offensive assistant after spending last year as a coaching intern with the Lions. Jaumotte will break down film and help with scouting the opponent's defense, along with working with the tight ends.

Jaumotte came to the Lions in 1991 after two years as assistant offensive line coach at Texas A & M. He held a similar positions with the University of Iowa in 1987-88. Jaumotte started his coaching career at his alma mater, Mt. Lebanon High in Pittsburgh, Pa. in 1985.

After graduating from Mt. Lebanon, Jaumotte matriculated to Purdue where he lettered three-years as an offensive lineman before graduating in 1984. The 30-year-old (June 23, 1962) Pittsburgh native is single and resides in Utica, Mich.

Lamar Leachman

DEFENSIVE LINE

**3rd Year with the Lions
13th Year in the NFL**



Lamar Leachman enters his third season as the Lions' defensive line coach. He brought plenty of experience and success to Detroit when he joined the Lions in 1989 after ten years with the New York Giants. Leachman spent a decade (1980-89) coaching the Giants' defensive linemen and helped build one of the NFL's finest defenses. The highlight of his tenure with the Giants came in 1986 when New York defeated Denver 39-20 to capture Super Bowl XXI.

Before entering the NFL, he was defensive coordinator for two years (1978-79) with the Montreal Alouettes and three seasons (1975-77) for the Toronto Argonauts of the CFL. He also held a similar post for one year (1974) with the WFL New York Stars.

Born August 7, 1934, in Cartersville, Ga., Leachman was a center-linebacker under Bowden Wyatt at the University of Tennessee where he gained honorable mention All-America honors. He began his coaching career in Savannah, Ga., with Chatham County Public School as head coach. He remained there until 1966, when he was named assistant coach at Richmond University (1966-67). He also coached at Georgia Tech (1968-71), Memphis State (defensive coordinator, 1972), and South Carolina (defensive coordinator, 1973).

Lamar and his wife Paula have three daughters (Lisa, Lori and Lamara), three granddaughters and one grandson.

GRIDIRON HEROES

"Gridiron Heroes - The Victory Song of the Detroit Lions."

(Verse)

*Hail the colors Blue and Silver
let them wave.*

*Sing their song and cheer the
Gridiron Heroes brave,*

*Fighting for fame, winning the game,
Dashing to victory as they go.*

(Chorus)

Forward down the field,

*A charging team that will not yield.
And when the Blue and Silver wave,
Stand and cheer the brave,*

Rah, Rah, Rah!

*Go hard win the game.
With honor you will keep your fame.
Down the field and gain,
A Lion victory!*

Dave Levy

ASSISTANT HEAD COACH

**4th Year with Lions
13th Year in the NFL**



Thirty-four years of coaching experience, including 12 in the NFL, are wrapped around Dave Levy who was promoted to assistant head coach after serving one year as offensive coordinator.

Having coached virtually every position at one time or another during his career, the 59-year-old (Oct. 25, 1932) Levy came to Motown after nine seasons with the San Diego Chargers, most recently as coach of the tight ends and H-backs. He also was San Diego's offensive coordinator (1983-85, '87) and coached the offensive line (1980-87). Levy coached on two divisional championship teams ('80-'81) and the "Air Coryell" offense flourished when the Chargers led the NFL ('81-'83) by allowing only one sack for every 27 passing attempts.

A two-year performer at guard for UCLA, Levy began his coaching career with the Bruins' freshman team in '54, and as an assistant at Long Beach City College (1955). Following four seasons in the California high school ranks (1956-59), he coached for 16 years at the University of Southern California. During the 1972-75 seasons, Levy and Wayne Fontes were assistants under former Trojan field general John McKay. During Levy's tenure at USC, the Trojans appeared in eight Rose Bowls. Before entering the NFL ranks (at San Diego) he concluded his USC stint as an assistant athletic director (1976-79).

Born in Carrollton, Missouri, Levy grew up in Long Beach, Calif. He and his wife Barrie have four children (Laurie, Ariel, John and Robert), and reside in Southfield.

Billie Matthews

RUNNING BACKS

**4th Year with Lions
14th Year in the NFL**



Matthews enters his third season as the Lions' running backs coach - a position he has coached virtually his entire career. He tutored the Lion's defensive backs in 1989, his first year with Detroit.

Matthews, who previously served as running backs coach (1987-88) on the staff of present Lions' special teams coach Frank Gansz at Kansas City, is in his 14th season of coaching in the NFL. Prior to joining the Chiefs, he spent two years as offensive coordinator and running backs coach for the Indianapolis Colts (1985-86).

Matthews entered the NFL in '79 as running backs coach of the San Francisco 49ers, where he spent four seasons, including the team's first Super Bowl title in 1981. Matthews then joined the staff of the Philadelphia Eagles where he served two years (1983-84) as running backs coach.

He began his college coaching career at the University of Kansas in 1970 before moving on to an eight-year stint at UCLA (1971-78), where he coached the running backs and the secondary. Matthews coached five 1,000-yard rushers (Kermit Johnson, James McAlister, Wendell Tyler, Theotis Brown and Freeman McNeil) while with the Bruins. A standout player himself, he quarterbacked Southern University (Baton Rouge, La.) to a 37-4 record during his playing career (1948-51).

A native of Houston, Tex., Matthews and his wife Gene have four children (Jackie, Kenneth, Kennette and Karen), and reside in Rochester Hills, Mich.

Herb Paterra

INSIDE LINEBACKERS

**4th Year with the Lions
12th Year in the NFL**



Herb Paterra, in his fourth season in Detroit, was well familiar with Michigan and Head Coach Wayne Fontes long before joining the Lions to coach the inside linebackers.

The association between Fontes and Paterra began at Michigan State, where both were teammates under former Spartan head coach Duffy Daugherty. Fontes played defensive back and Paterra was a two-way performer at MSU (offensive guard and linebacker).

Paterra began his professional career with the Buffalo Bills in 1963 (13th-round choice), and after two seasons in Buffalo (including one as AFL champions in '64), he joined the CFL Hamilton Tiger-Cats where he spent four years. Hamilton won two Grey Cup championships during his time there.

This year is Paterra's 23rd season in coaching. He began his coaching career at Michigan State as an assistant in 1969 (linebackers and defensive line). He also coached linebackers at Wyoming (1972-74). His first professional stint came in '75 when he served as linebackers coach with the Charlotte Hornets of the World Football League. Following two seasons (1976-77) as head coach at North Mecklinburgh High in Charlotte, N.C., Paterra returned to Hamilton (CFL) as defensive coordinator. His first stint in the NFL came as the defensive coordinator and special teams coach of the Los Angeles Rams (1980-82).

After a return to the CFL as the defensive coordinator at Edmonton ('83), Paterra was named linebackers coach at Green Bay where he spent the '84-'85 seasons. He became a member of Hank Bullough's staff at Buffalo in 1986, as defensive coordinator and linebackers coach before joining the Tampa Bay Buccaneers to coach the inside linebackers ('87-'88).

The 51-year-old (Nov. 8, 1940) Paterra was born in Glassport, Pa. He and his wife Lou Ann have two sons - Jeff and Craig who were college quarterbacks at Michigan State and Missouri, respectively - and reside in Rochester Hills, Mich.

Charlie Sanders

RECEIVERS

**4th Year with the Lions
4th Year in the NFL**



Detroit welcomed a good friend home when Wayne Fontes named Charlie Sanders the team's tight end coach on Jan. 30, 1989. Sanders, who played 10 years with the Lions (1968-77), was given complete charge of the receivers in 1991.

Sanders is the club's all-time leading receiver with 336 receptions, second in yards gained with 4,817 (14.3-yard average), and fourth in touchdown catches with 31. The team's leading receiver during four of his 10 years, Sanders enjoyed his best year in '69, when he gained 656 yards on 42 receptions (he also caught 42 passes in 1974).

The seven-time Pro Bowler and two-time All-Pro had his best single-game effort during his rookie season when he grabbed 10 passes for 133 yards against Washington (Dec. 15, 1968). He was the only rookie selected that season to appear in the Pro Bowl and, in addition, Sanders finished second to then-teammate Earl McCullough for NFL Rookie of the Year honors.

Sanders' standout Lions' career was recognized in May, 1990, when he was inducted into the Michigan Sports Hall of Fame.

A two-sport (football and basketball) star at the University of Minnesota, Sanders concluded his senior season as the Gophers' leading receiver after hauling in 21 receptions for 276 yards and two TD's helping his team win a share of the 1967 Big Ten title.

Sanders remained close to the Lions' organization by serving as an analyst on the Lions/WJR radio broadcast team in the six years prior to joining the Detroit coaching staff. The Richland, N.C., native prepped at (Greensboro) Dudley High School. Born on Aug. 25, 1946, Sanders and his wife Georgiana have nine children (Mia, Charese, Mary Jo, Georgianna, Charlie Jr., Nathalie, Tallisa, Wayne and Jordan).

Jerry Wampfler

OFFENSIVE LINE

**4th Year with Lions
20th Year in the NFL**



Wayne Fontes again went for an NFL-experienced coach when he rounded out his offensive staff early in 1989, by naming Jerry Wampfler to coach the offensive line. In his 20th NFL coaching season, Wampfler completed a one-year ('88) stint with the San Diego Chargers in a similar capacity before joining the Lions.

A veteran of 39 years of coaching at the high school, college and pro levels, Wampfler served on the staffs of five NFL clubs prior to his appointment in Detroit. He began his pro coaching career in Philadelphia ('73) where he coached the defensive line.

Three seasons after joining the Eagles, he was named defensive line coach at Buffalo (1976) and switched to the offensive line with the New York Giants in 1978. After rejoining the Eagles a year later, Wampfler was the running game coordinator and offensive line coach for five years (1979-83). During his tenure in Philadelphia the Eagles made the playoffs three times and competed in Super Bowl XV. Before his stint in San Diego, he spent four seasons ('84-'87) as offensive line coach of the Green Bay Packers.

The Miami of Ohio graduate began his coaching career on the high school level in 1954 at his alma mater, New Philadelphia (Ohio) High. During his collegiate coaching days, Wampfler coached under Bo Schembechler at his alma mater (Miami of Ohio) during 1963-65. He then moved on to Notre Dame where he spent four years (1966-69) under Ara Parseghian, the Irish won the National Championship in 1966. He was the head coach at Colorado State in 1970.

Born Aug. 6, 1932, in New Philadelphia, Ohio, Wampfler and his wife Carol have three children (Nan, Jody and Tad), and live in Lake Orion, Mich.

Woody Widenhofer

DEFENSIVE COORDINATOR

**4th Year with Lions
15th Year in the NFL**



One of Wayne Fontes' first priorities when he was named head coach was to find the right man to replace him as defensive coordinator, a man who would continue to instill an aggressive style and have the patience and experience to mold a young, promising squad. Former Pittsburgh Steelers' defensive coordinator Robert "Woody" Widenhofer (Woodenhofer) was the man.

In his 27th year of coaching, the 49-year-old (Jan. 20, 1943) Missouri graduate (1965) and Riverview, Mich. native began his coaching career on the high school level in the Detroit area as an assistant at Holy Redeemer ('65) and the head coach at Nativity High (1966-68). After spending four years as an assistant on the collegiate level in the early 70's (Michigan State, Eastern Michigan and Minnesota), Widenhofer began his professional career with the Steelers in 1973.

At Pittsburgh, he coached three All-Pro linebackers (Jack Ham, Andy Russell and Jack Lambert) during an 11-year stay, during which time the Steelers won four Super Bowl championships and were noted for their "Steel Curtain" defense. Widenhofer joined the Steelers as linebackers coach in 1973. Defensive backs were added to his responsibility in 1978 before he was named defensive coordinator in 1979. He was the Steelers' assistant head coach for his final two seasons (1982-83) with the club.

In 1984, he became the head coach of the USFL's Oklahoma Outlaws. After one season in the USFL he was named the head coach at his alma mater - Missouri - where he spent four years (1985-88) before coming to Detroit.

Football Operations

Dan Jaroshewich

EQUIPMENT MANAGER

20th Year with Lions



One of the veteran equipment managers in the NFL, Dan Jaroshewich enters his 20th season of service with the Lions.

A native of Windsor, Ontario, Jaroshewich joined the club in 1973 as an assistant to long-time Detroit equipment manager Roy "Friday" Macklem, who spent 45 years with the Lions. Jaroshewich was elevated to equipment manager in 1980. The 38-year-old Jaroshewich supervises the purchasing, replacing and cleaning of various equipment, uniforms and clothing used by the players and coaching staff.

Prior to joining the Lions, he worked at the high school and semi-pro levels in Windsor, where he also was a standout youth hockey player. He has a degree in personnel and industrial relations from the University of Detroit.

Jaroshewich and his wife Kathy have three children (Jennifer, Jessica and Joey) and they live in Troy, Mich.



Mark Glenn (left) assists Dan Jaroshewich in keeping George Jamison and the rest of the Lions ready for action.

Mark Glenn

ASSISTANT EQUIPMENT MANAGER

9th Year with Lions



Mark Glenn is a top assistant in his department in the position of assistant equipment manager. The 31-year-old Glenn previously worked for the Lions on a part-time basis from 1976-82. He became a full-time employee in 1983 and assists Equipment Manager Dan Jaroshewich in all areas of the equipment operation.

Glenn and his wife Maria live in Waterford, Mich., they have four boys (Marc, Matthew, Michael and Mitchell) and are expecting their fifth child.

Gavin Johnson

EQUIPMENT ASSISTANT

6th Year with Lions



Gavin Johnson returns for his sixth season as equipment assistant. Johnson is a jack-of-all-trades in the equipment room handling chores in all phases of the equipment operation. Johnson worked part-time for the Lions while attending Oakland University, where he received his bachelor's degree in political science in December, 1990. He is currently pursuing his master's degree in education from Wayne State University. Johnson, 24, is a newlywed, he and his wife Karen live in Waterford.

Steve Hermans

VIDEO DIRECTOR

15th Year with Lions



The man who has "kept his eye" on the Lions for 15 years is Video Director Steve Hermans. He oversees a wide ranging and ever-expanding list of video responsibilities for the coaching staff and player personnel department, as well as any other video needs by the organization.

The 42-year-old Hermans was assistant photo director at WBAY-TV in his native Green Bay, Wis., from 1968 until joining the Lions 10 years later. His contact with football began at WBAY when he processed, edited and printed game films for the Packers.

Hermans spearheaded the Lions' effort in switching from an all film operation to all video in 1986, when the NFL effected a league-wide change. Thanks to Hermans' experience, the Lions made the difficult transition without a hitch.

Steve and his wife Rosann live in Auburn Hills, Mich. with their three sons (Craig, Chad and Keith).

Michael Richardson

ASSISTANT VIDEO DIRECTOR

4th Year with Lions



The demand and use of video has diversified and expanded in recent years, and to maintain its standing as a top video department, the Lions hired Michael Richardson as the first full-time assistant video director in 1991. Richardson assists in all areas of video, including taping practices and games for use by the coaches and scouts. Mike is starting his second year in his current position, but he is no stranger to the Lions' organization. He started with the Lions in October of 1989 as an office assistant where among his other duties he handled the organization's mail services and also assisted in the video taping of all the Lions' games. Richardson, 26, attended Wilberforce University. Mike and his wife Kim live in Detroit.

Medical Staff

Kent Falb

HEAD TRAINER

27th Year with Lions



Entering his 27th season with the Lions, Kent Falb is one of the most respected trainers in the National Football League and throughout the field of athletic medicine. He was named the 1984 "Professional Athletic Trainer of the Year", as selected by the National Athletic Trainers Association and he served as president of MATS (Michigan Athletic Trainers Society), in 1989-90. In June, 1991 Falb received the high honor of induction into the MATS Hall of Fame joining three other inductees in the Hall's second class.

Also in 1991 Falb was elected to the board of directors of NATA, representing the Great Lakes Athletic Trainers Association (GLATA), one of ten districts that comprises NATA. He served as Director-elect in 1991 then began a three year term as an active board member. In June 1987, Falb had the most prestigious honor of being the keynote speaker for the NATA convention in Columbus, Ohio.

Along with his assistants, Joe Recknagel and Robert Thomas, and Strength and Conditioning Coach Bert Hill, Falb oversees the prevention, evaluation, treatment and rehabilitation of player injuries.

A native of Elgin, Iowa, Falb graduated from the University of Iowa in 1964, and received a Physical Therapy certificate from Iowa one year later. He began his athletic training career in 1959 as an assistant trainer at the U.S. Military Academy at West Point.

He was a student trainer at Iowa throughout college and worked part-time for the Minnesota Vikings in 1963 and 1964. The next year he was named head trainer at Boston College and joined the Lions as assistant trainer under Millard Kelly in 1966. He assumed his present position with the Lions in 1967.

Including exhibition and playoff games, Falb enters the 1991 season having worked 516 consecutive games for the Lions (368 regular season games). Falb, 52, and his wife Maxine have two daughters (Carmen and Nanette) and reside in nearby Lake Orion.

DID YOU KNOW . . . ?

In 1991, Mel Gray became the first player in NFL history to lead the league in both punt return average (15.4) and kickoff return average (28.8) in the same year.

Joe Recknagel

ASSISTANT TRAINER

13th Year with Lions



Assistant trainer Joe Recknagel has been Kent Falb's right hand man the past 12 seasons. A native of Toledo, Ohio, Recknagel began his athletic training career as a student trainer at Rogers High School in Toledo. He attended Ohio University where he was a student assistant trainer for four years (1974-78). While at O.U., he assisted Falb at the Lions' training camp during the summers of 1977-79. After graduation in 1978, Recknagel accepted the position of graduate assistant trainer at Marshall University.

In 1979, he was promoted to assistant trainer at Marshall, and during his tenure there he worked with the football, wrestling and baseball teams. In June of '80, he joined the Lions.

Recknagel, 36, also donates a great deal of his time and expertise to the Oakland County (Mich.) Special Olympics and to both the Winter and Summer State (of Michigan) Olympic Games, which are held each February and June.

He also served on the Professional Athletic Training Society's advisory board selected to meet with a team representing Gatorade Thirst Quencher for the mutual benefit of both parties. A member of the National Athletic Trainers Association, Recknagel is single and lives in Lake Orion, Mich.

Robert Thomas

ASSISTANT TRAINER

3rd Year with Lions



With a variety of experience as a trainer in Olympic-type competition, Robert Thomas enters his third year as the Lions' assistant trainer. Prior to joining the Lions Thomas spent four years as a trainer at Decatur High School in Federal Way, Washington. Thomas worked as the men's and women's basketball team trainer at the 1990 Goodwill Games in Seattle. He also worked at the Washington State Centennial Games in Spokane in 1989. Additionally, Thomas served as an intern with the Philadelphia Eagles in 1989 and 1988. A student trainer at Gonzaga University from 1978-80, Thomas earned a bachelor's of education in biology and physical education in 1980. He taught school on the elementary and high school levels for ten years. Robert also served as the trainer at Gonzaga Preparatory High School while he taught there. He is currently pursuing a Masters of Science in Microbiology. A native of Santa Monica, California, Thomas is single.

Dr. Keith Burch

TEAM DOCTOR

13th Year with Lions

Dr. Keith Burch, 51 (Dec. 10, 1941), is the Medical Director at Henry Ford West Bloomfield Hospital, a post he was appointed to in July of 1985. He joined the West Bloomfield Center in 1979 as the division head for internal medicine. His internship at Henry Ford in Detroit came in 1967-68 following his graduation from the University of Cincinnati College of Medicine. Dr. Burch's undergraduate studies were taken at the Ohio-located University of Akron. He is a graduate of Akron's St. Vincent High School, now Akron St. Vincent-St. Mary's. Dr. Burch served his residencies at Henry Ford Hospital in Detroit from 1968-69 and at the Ohio State University Hospital from 1971-72. He also served at the U.S. Army Hospital in Ft. Gordon, Ga., in 1969-70 and in Vietnam for one year ('70-71).

Dr. Burch and his wife Kathryn (Kitty) live in Birmingham, Mich., and have two daughters (Kathy and Michelle). An avid golfer, he played that sport while an undergrad at the University of Akron. He began working with the Lions initially as a consultant in 1976 and joined the club as a team doctor in 1980.



Dr. David Collon

TEAM DOCTOR

8th Year with Lions

Dr. David Collon, 52, (Feb. 17, 1940) is Director of the Center for Athletic Medicine and serves as the Chief of Orthopaedics at the Henry Ford Hospital in Detroit. He came back to Henry Ford Hospital in 1984 following five and one-half years in private practice in Mt. Clemens and Bloomfield Hills (both Detroit suburbs). He was with the orthopaedic surgery staff at Henry Ford for three years in the mid-70's, and prior to that served for six months with Wrightington Hospital in Wigan, England, where he specialized at the hospital's hip center. He also worked in Europe at Lorenz Boehler Krankenhaus, a hospital in Vienna, Austria.

Dr. Collon, who completed his orthopaedic surgery residency at Ford Hospital in '75, was the team physician for the USFL Michigan Panthers in 1983-84. He serves the Detroit Tigers' baseball team as a team physician, an assignment he first undertook in '84. He has served as the Detroit Red Wings as an orthopaedic consultant since 1988. He served with the U.S. Navy as a Lieutenant Commander and as General Medical Officer at Camp Pendleton, Calif., from 1970-72. Dr. Collon is a graduate of the University of Michigan (1963) and the Wayne State University School of Medicine (1968).

A Detroit native, Dr. Collon graduated from Cranbrook High School in 1959. Collon has four children (Katie, David, Sean and Kevin). He and his wife Mary Beth live in Birmingham, Mich. He is an avid jogger and skier.



Player Personnel/Scouting

Ron Hughes

DIRECTOR OF PLAYER PERSONNEL

10th Year with Lions

Ron Hughes was promoted to Director of Player Personnel in June, 1990, after having worked in the department since 1983. For two years he served as the Lions' Director of Pro Scouting prior to being named to his current position. In his most recent position with the Lions, Hughes primarily was responsible for the advance scouting reports of the Lions' opponents during the football season. He also scouted the top 100 college prospects each year. In his role as Director of Player Personnel, Hughes coordinates and supervises all of the Lions' college and pro scouting efforts.

Hughes is a 1965 graduate of California State College of Pennsylvania. He returned to his native Pittsburgh and coached for 14 years on the high school level, including five seasons as head coach of North Catholic High School.

In 1979, Hughes joined BLESTO, a National Football League scouting combine where he spent four seasons scouting eastern colleges. He spent his first two years (1983-84) with the Lions as a college scout, before moving to pro scouting in 1985.

The 49-year-old Hughes and his wife Adrienne have three children (Ted, Scott and Jennifer) and reside in Lathrup Village, Mich.



Kevin Colbert

DIRECTOR OF PRO SCOUTING

3rd Year with Lions

With the promotion of Ron Hughes to Director of Player Personnel, veteran Miami Dolphins' scout Kevin Colbert was hired by the Lions (June 1990) to fill the vacant Director of Pro Scouting spot. Colbert spent five seasons (1985-89) as a college scout for the Dolphins where he concentrated on college athletes from Illinois to Alabama and eastern United States. Prior to joining the Miami staff, he served one season (1984) with the BLESTO scouting service.

The 35-year-old Colbert is an experienced coach in three sports. He was the backfield coach and recruiting coordinator at Ohio Wesleyan University for three years (1981-83). In '84, he also aided Ohio Wesleyan as its head baseball coach.

From 1979-81, he served as a graduate assistant basketball coach and baseball coach at Robert Morris College, where he pursued a master's degree in sports management. Before attending grad school, Colbert spent three months as an intern in the ticket office of the NBA Detroit Pistons. He received an undergraduate degree in sports management from Robert Morris in 1979.

Kevin and his wife Janis have three children (Kacie, Jennifer and Daniel) and reside in Clarkston, Mich.





Milt Davis



Dirk Dierking



Scott McEwen



Jim Owens



Rick Spielman



Allen Hughes



John Trump

Team Scouts

Milt Davis is the newest member of the Lions' scouting staff as he begins his first year with the club. The 26-year NFL scouting veteran (of the Colts, Dolphins and Browns) will serve the Lions as the west coast area scout. Davis, who played defensive back at UCLA, was selected by the Lions in the eighth round of the 1954 draft. In 1957 he went to Baltimore where he played until 1960. He made All-Pro in 1957 and led the NFL in interceptions in 1957 and 1959. He holds the all-time NFL record for highest rate of interceptions per games played (27 in 45 games). Milt and his wife Yvonne reside in Eugene, Oregon. They have three children and two grandchildren.

Dirk Dierking came to the Lions in June of '78. A native Texan from Brenham, his background includes several years as an area scout for BLESTO. Dierking has two sons and lives in Plano, Tex., a suburb of Dallas.


Scott McEwen is in his sixth season working with the Lions. The East McKeesport, Pa., native scouts the eastern portion of the U.S. A 1980 graduate of West Liberty State (W. Va.), McEwen spent two seasons with BLESTO before joining the Lions. After a four-year career at West Liberty State, he became a defensive line coach at his alma mater (1980-81), and later coached four years at Duquesne University in Pittsburgh. He and his wife Coleen have three children.

Jim Owens enters his ninth season with the Lions. Prior to his time with Detroit, he scouted colleges in the southeast. Like Dierking, a native Texan (Garland, Tex.), Owens also worked for BLESTO before coming to Detroit. Prior to his six years with that scouting combine service, Owens was a high school and college coach at various stops throughout Texas for 21 years. Owens and his wife Charlotte live in Athens, Tex., and they have three children.

Rick Spielman is in his third year on the Lions' scouting staff. The older brother of Chris Spielman, Rick spent the 1988 training camp with the Lions as a free agent linebacker. He also had a free agent tryout with the San Diego Chargers in the '87 camp. A former grid standout at Southern Illinois, Spielman is the BLESTO representative for the Lions and will handle the scouting along the southeast portion of the U.S. Rick and his wife Michelle reside in Royal Oak, Mich.

Allen Hughes joined the Lions' scouting staff in 1988 and scouts colleges in the Michigan area. The Detroit native (Benedictine H.S.) played three seasons in the USFL - two for the Michigan Panthers ('83 and '84) - and he also was a 12th-round draft pick by the Steelers in '82. Hughes signed with the Lions in '86 as a free agent, but a broken ankle suffered in the final ('86) pre-season game ended his career. He was a two-time Western Michigan University "Defensive Player of the Year". Hughes and his wife Maureen have two sons.

John Trump retired in 1990 but still serves the Lions on a part-time basis scouting colleges on the west coast. He started with the Lions in 1985 as area scout in California and at western U.S. colleges. Prior to joining the Lions Trump spent seven years with San Diego as scouting administrative assistant. Trump started working in professional football in 1953 when he began a 25-year association with the Los Angeles Rams. John and his wife Jean live in Van Nuys, California. They have two sons, one of whom, Frank, is a scout for the Rams.



Player Profiles

Thumbs Up!

The Detroit Lions Salute Mike Utle



"We want you to know that you are as big a part of this team today as you have ever been, and you will always be a part of this team. Thanks for your courage, your inspiration, and your strength. We're all praying for you, we're all pulling for you. So keep the faith — we love you — and Thumbs Up, Mike."

— Lomas Brown
November 28, 1991



PUNTER
**Jim
Arnold**

Vanderbilt 10th Year HT: 6-3 WT: 211

Born: 1-31-61 FA in '86

GAMES PLAYED/STARTED: 1983 (16/0); 1984 (16/0);
1985 (16/0); 1986 (7/0); 1987 (11/0); 1988 (16/0); 1989 (16/0);
1990 (16/0); 1991 (16/0) [2/0] **TOTAL:** (130/0) [2/0]



PRO: A two-time Pro Bowler for the Lions, Jim Arnold participated in the All-Star classic in back-to-back seasons (1987-88) . . . Re-wrote the Pro Bowl punting record in 1988 with a 49.6 gross punting average . . . Led the NFC in punting in 1988 with a 42.4 yard average while also setting an NFL record with a 39.6 net punting average . . . Enters the 1992 season with a string of 174 punts without a block and just one block in his last 474 . . . His 38th punt this year will move him ahead of Herman Weaver (436) into second place on the Detroit career punting list (Yale Lary is first with 503) . . . Originally a fifth-round draft selection by Kansas City (119th overall) . . . Arnold was the first punter selected in the 1983 draft . . . Signed with the Lions as a free agent in 1986. **1991:** Regained his Pro Bowl form at mid-season, averaging better than 44 yards per punt in seven of eight contests . . . Dropped a career-high 27 punts inside opponents' 20 yard line . . . Raced 21 yards for a first down when he avoided a block in Detroit's 17-13 win versus Miami (9/15) . . . Booted season-long 63 yarder that pinned the Colts (9/22) at their one yard line, setting up Jerry Ball's safety of Eric Dickerson . . . Averaged 48.8 yards on four kicks against Dallas (10/27), dropping two inside the 20 . . . Enjoyed phenomenal performance on Thanksgiving versus the Bears (11/28), averaging 46.3 yards on six boots, dropping two inside the 20, and running 21 yards out of punt formation for a crucial first down . . . Named the Lions' Miller Lite Player of the Game for his season-high 10-punt effort, averaging 39.1 yards with four inside the 20, on a frozen Lambeau Field (12/15) at Green Bay. **1990:** Finished his fifth season in Detroit with a 40.6 yard average on 63 kicks . . . Ten of those boots landed inside the opponents' 20 . . . For the third time in four seasons, Arnold did not have a punt blocked . . . Enjoyed a great afternoon against the Falcons (9/16) when he punted seven times for a 46.1 average, including long kick of 54 yards . . . Averaged 47.1 yards on seven kicks with a season-long 59-yarder (and placed two of those kicks inside the 20-yard line) against Washington (11/4) . . . Helped lead the Lions to a net punting average of 35.3, the best mark in the NFC Central. **1989:** Finished second in the NFC and was third in the NFL with a 43.1 punting average . . . He was just three-tenths behind the conference leader, the Cardinals' Rich Camarillo . . . His 36.0-yard net avg. was good for third in the NFC and fourth overall . . . Arnold punted 82 times for 3,538 yards . . . Twenty-nine percent of his punts were 50 yards or more . . . Arnold had two punts covering 60 yards or more . . . He had 15 kicks inside the 20-yard line and nine touchbacks . . . In the season opener vs. Phoenix (9/10), he began the year in an All-Pro fashion averaging 49 yards on five punts and also kicking a 64 yarder, his longest of the season . . . His best game of the season featured five kicks vs. Tampa Bay (12/17) for 51.0 yards and kept the Bucs in poor field position the entire day . . . Eric Thomas blocked a punt at Cinn., the first time since 1986 and only the fourth of his career . . . The Lions' Quarterback Club named him its Co-MVP (along with Eddie Murray) for the month of September . . . Made a potential touchdown-saving tackle on Dave Meggett at NYG (9/17). **1988:** After his best season (as far as number of punts) since 1984, Arnold earned his second straight NFC Pro Bowl berth . . . Set a Lions' team record with 97 punts (one shy of his own personal best), averaging 42.4 yards per kick . . . As a result, Arnold became the

Continued

first Lion to lead the NFC in punting since Tom Skladany in '81 . . . He averaged a 48.0 mark on four punts in the Lions' 19-9 win over Green Bay (11/20), and in that game, Arnold booted one kick 69 yards — a career best . . . He earned various All-League or All-Conference honors (first-team All-NFC by United Press International, second-team All-Pro by the Associated Press, NFL All-Pro by the Pro Football Writers Association, All-NFL mention by Pro Football Weekly, and World Almanac's All-Pro first-team) . . . A locker room comedian, Arnold took his routine to the public at Mark Ridley's Comedy Castle, and the episode was filmed by CBS' NFL Today. **1987:** Lost a hotly contested training-camp battle with veteran Russell Erxleben, but regained the job when Erxleben suffered a season-ending injury in the first game of the season at Minnesota (9/13) . . . Went on to a consensus All-NFL season after setting an NFL record with a 39.6 net punting average and finishing second to Atlanta's Rick Donnelly in gross punting average with a 43.6 mark . . . Established a new Pro Bowl gross punting average with a 49.6 effort . . . Set a career best 52.7 average on three kicks at L.A. Rams (12/6). **1986:** Signed by the Lions in Week 10 after the club waived its punter of three seasons, Mike Black . . . Played in the final seven games and averaged 42.6 yards on 36 kicks (1,533 yards) . . . His net average was 35.2 yards . . . His longest kick was 60 yards . . . Seven of his punts were inside the 20-yard line . . . In his debut, Arnold averaged 46.3 yards on six kicks vs. Minnesota (11/9) . . . Also had big days vs. Chicago (12/15) and vs. Atlanta (12/21) with averages of 48.8 and 46.8 respectively. **1985:** In his final season in Kansas City, Arnold finished 20th among the NFL leaders in punting with a 41.2 average on a league-high 93 punts . . . Ranked eighth in the AFC . . . His net average was 32.4 yards . . . Kicked a 61 and 62-yarder vs. Seattle (9/29) . . . Tied a Chiefs' record with 11 kicks at San Francisco (11/17). **1984:** Captured the NFL punting title with a 44.9 yard average on 98 punts . . . Outdistanced Miami's Reggie Roby and the Colts' Rohn Stark . . . Finished second to Roby with a 37.5 net average . . . The 98 punts and 4,397 yards established new Chiefs' highwater marks . . . Was the Pro Bowl first alternate. **1983:** Posted a 39.9 average on 93 kicks . . . Finished 10th in the AFC and 20th in the NFL . . . Displayed powerful leg booting four punts 60 yards or more . . . Landed 21 kicks inside the 20-yard line and registered only six touchbacks.

COLLEGE and PERSONAL: A former Vanderbilt Commodore, Arnold was a consensus first-team All-America during his final season after leading the nation in punting with a 45.8 average . . . Also had a net average of 42.1 . . . Broke Vanderbilt's single-game punting record with a 53.1 average vs. North Carolina during his senior year . . . Graduated with a degree in sociology . . . Participated in five sports at Dalton (Ga.) High School . . . Full name is James Edward Arnold.

ARNOLD'S CAREER BESTS

Most Punts*: 11 vs San Francisco, (11/17/85)

Longest Punt: 69 at Green Bay, (11/20/88)

Punting Avg.: 52.7 vs LA Rams, 3 punts (12/6/87)

(*) with Kansas City

ARNOLD'S PRO STATISTICS

YEAR	No.	Yards	Avg.	Inside		Long	Blk.
				20			
1983 (KC)	93	3,710	39.9	21		64	0
1984 (KC)	98	4,397	44.9	22		63	0
1985 (KC)	93	3,827	41.2	12		62	2
1986	36	1,533	42.6	7		60	1
1987	46	2,007	43.6	17		60	0
1988	97	4,110	42.3	22		69	0
1989	82	3,538	43.1	15		64	1
1990	63	2,560	40.6	10		59	0
1991	75	3,092	41.2	27		63	0
TOTAL	683	28,774	42.1	155		69	4



NOSE TACKLE

Jerry Ball



Southern Methodist 6th Year HT: 6-1 WT: 298

Born: 12-15-64 D-3 in '87

GAMES PLAYED/STARTED: 1987 (12/12); 1988 (16/16);
1989 (16/16); 1990 (15/15); 1991 (13/13) **TOTAL:** (72/72)

PRO: Has emerged as possibly the premier nose tackle in the NFL . . . Demands double- and triple-team attention on the front line . . . Dominant pass rusher who roams sideline-to-sideline to make the play . . . Established team leader both on and off the field . . . Earned his third consecutive trip to the Pro Bowl in 1991, but could not participate due to a knee injury . . . Looking to become the first defensive lineman in Detroit history to earn four consecutive Pro Bowl berths . . . Received Pro Bowl honors for the first time with stellar play in 1989 . . . Was selected in the third round (63rd overall) of the 1987 draft. **1991:** Associated Press, USA Today, Pro Football Writers, Pro Football Weekly and N.E.A. All-Pro . . . Also earned UPI All-NFL honors and a spot on the All-Madden Team . . . Was enjoying another Pro Bowl year when his season was cut-short by a knee injury suffered against the Jets (12/8) . . . Recorded the first safety of his career at Indianapolis (9/22), hauling down Eric Dickerson in the end zone (it also marked the first safety of Dickerson's career) . . . Turned in his finest performance of the season at Chicago (11/3), posting a season-high seven solo tackles, including a six-yard Jim Harbaugh sack . . . Also made five tackles in Detroit's Turkey Day win over the Bears (11/28) . . . Had one tackle and forced a fumble before leaving with a knee injury in the first quarter of the Jets game (12/8). **1990:** Enjoyed his second straight Pro Bowl season, finishing the year with 50 tackles . . . Named second-team All-Pro by the Associated Press and earned second-team All-NFC honors by the United Press International . . . Posted two sacks on the season, including a 14-yard John Elway sack in Detroit's 40-27 Thanksgiving day win over Denver (11/22) . . . Also forced a Bobby Humphrey fumble in that game which led to a fourth-quarter Eddie Murray field goal . . . Sprained right ankle suffered in the Atlanta contest (9/16) hampered his play for five weeks early in the year, while a minor knee injury sustained against Green Bay (12-22) kept Ball out of action in the season finale at Seattle . . . Posted season-high seven tackles, including six solos, against Washington (11/4) . . . Registered five solo tackles in Detroit's Monday Night contest versus the Raiders (12/10). **1989:** Put together the entire package enroute to a Pro Bowl season . . . Despite regularly being double-teamed, he finished fifth on the team with 73 total tackles, 62 of which were solo shots . . . Recognized as the Lions' Defensive Most Valuable Player . . . Amazingly, Ball recorded nine sacks despite routinely being removed on third-down situations . . . He was edged for the team sack-lead by Michael Cofer by one-half sack on the last day of the season . . . Posted his first career fumble recovery at N.Y. Giants (9/17) . . . Tied Dennis Gibson for the club lead in fumble recoveries with three . . . He had his best game of the season at Minnesota (10/8) with an eight-tackle performance along with one-half sack . . . Three times turned in a career-high two-sack game at Chicago (12/10), vs. Green Bay (11/12) and vs. Minnesota (10/22) . . . He registered his first career pass defended at N.Y. Giants (9/17) . . . Following four solo-tackles at Tampa Bay (10/15), Bucs' Coach Ray Perkins cited Ball as the best nose tackle in the NFL . . . Exhibited his athletic prowess with his debut as an eligible offensive lineman in the Lions' "Jumbo" offense vs. Green Bay (11/12) . . . Was selected as the Lions' Quarterback Club Defensive MVP. **1988:** Ball finished seventh on the team in tackles with 68, and tied for fifth in sacks with two . . . He nearly doubled his rookie season production and was chosen as a Pro

Continued

Bowl alternate . . . He had a career-high eight tackles on two occasions: vs. Tampa Bay (11/13) and vs. Minnesota (11/24) . . . Posted five-or-more tackles nine times. **1987:** Ball placed ninth among defensive tackle leaders with 36 stops (27 solo) . . . In the season opener at Minnesota (9/13), he had four tackles . . . A week later vs. the Raiders (9-20) he racked up a season-high seven tackles . . . His first NFL sack came courtesy of QB Don Majkowski vs. Green Bay (10/12) . . . Fielded a bounding kickoff and raced 20 yards at Washington (11/15) . . . Ball, along with linebacker Dennis Gibson, were the only rookies to start every regular-season game . . . He was selected All-Rookie by Pro Football Weekly and the Pro Football Writers Association.

COLLEGE and PERSONAL: Ball earned consensus first-team All-Southwest Conference honors and also was an All-America pick his senior year at SMU, where he finished second on the team with 95 tackles . . . An All-State fullback and defensive end at Beaumont (Tex.) Westbrook High, Ball rushed for 1,094 yards as a senior . . . In 1982, he threw for the second-longest distance in the nation in the shot put . . . Co-founder of the Alex Durley (Ball's HS coach) Foundation which funds scholarships for high schoolers . . . Chairs the "Kids Enjoy Yourself Stay Drug Free" . . . Works with the Todd Phillips Boys House (Detroit) for abused children . . . A volunteer with the Reggie McKenzie Foundation . . . Member of Omega Psi Phi . . . He is a cousin of former Lions' standout RB Mel Farr . . . Ball, his wife Michele and daughters Faren Nichol, 7, and Lindsey, 2, live in Bloomfield Hills . . . His full name is Jerry Lee Ball.

BALL'S CAREER BESTS

Tackles: 8, four times (last: vs. Minnesota 10/8/89)

Sacks: 2, three times (last: at Chicago 12/10/89)

BALL'S PRO STATISTICS

		TACKLES		Sacks	Fumbles	
Year	Total	Solo	Asst.	No/Yds	For/Rec	Def.
1987	36	27	9	1/11	0/0	0
1988	68	49	19	2/13	0/0	0
1989	73	62	11	9/64	3/0	1
1990	50	38	12	2/18	1/0	0
1991	36	31	5	2/17	0/1	1
TOTAL ... 263		207	56	16/123	4/1	2



Jerry Ball with Special Teams Coach Frank Ganz.



WIDE RECEIVER

Reggie Barrett



Texas El-Paso 2nd Year HT: 6-3 WT: 215

Born: 8-14-69 D-3 in '91

GAMES PLAYED/STARTED: 1991 (2/0) TOTAL: (2/0)

PRO and 1991: An extremely quick and agile receiver with outstanding moves and balance . . . Has worked hard in the weight room to build strength since his first camp with the Lions . . . Cuts sharply and runs precise routes . . . Possesses the strength to absorb punishment catching over the middle and adjusts to the ball well . . . Doesn't have blazing speed, but has good acceleration off the line . . . Saw the first action of his career against Green Bay (9/8) and played again at Indianapolis (9/22) before sitting out the remainder of the season on injured reserve (groin) . . . Did not catch a pass in his two outings . . . The Lions made Barrett their second draft choice in 1991, selecting him with the third pick in the third round.

COLLEGE and PERSONAL: All-American second team selection as a senior by the Poor Man's Guide . . . Also earned All-Western Athletic Conference kudos . . . Second on the career lists at Texas El Paso with 153 receptions for 2558 yards, trailing former Lion Chuck Hughes . . . His 19 career TD receptions tied the school record . . . Led team with 43 receptions for 710 yards and three TDs in 1990 . . . Listed as the best offensive prospect in the country by The NFL Draft Report . . . Had 58 catches for 1042 yards and 10 TDs as a junior . . . Best outing came against Air Force when he grabbed nine passes for 193 yards and two TDs . . . Started all sophomore year, catching 50 passes for 781 yards and six TDs . . . A general studies major at UTEP, he went back to school this past off season . . . 4.55 in the 40 . . . All-state, all-city, all-district, all-South Texas, team MVP, Metro Back-of-the-Year and District Player-of-the-Year during his two-year football career at Roy Miller (Corpus Christi, TX) High School . . . Also lettered three times both in basketball and track . . . Has three brothers who have played in the NFL . . . Oliver played at Texas Southern and then for the Houston Oilers . . . David played at the University of Houston and for Tampa Bay . . . Joel played at Baylor and for the Oakland Raiders . . . Aaron Reginald Barrett was born August 14, 1969, in Corpus Christi, Texas.

1991 NFL KICKOFF RETURN LEADERS

PLAYER	TEAM	NO	YDS	AVG
1. MEL GRAY	DETROIT	36	929	25.8
2. Nate Lewis	San Diego	23	578	25.1
3. Alexander Wright	Dallas	21	514	24.5
4. Sammy Martin	N.E./Indi.	20	483	24.2
5. Charles Wilson	Green Bay	23	522	22.7
Dexter Carter	San Francisco	37	839	22.7



SAFETY

Bennie Blades

Univ. of Miami 5th Year HT: 6-1 WT: 221
Born: 9-3-66 D-1 in '88

GAMES PLAYED/STARTED: 1988 (15/14); 1989 (16/16);
1990 (12/12); 1991 (16/16) [2/2] **TOTAL:** (59/58) [2/2]



PRO: Stepped up his game in 1991, establishing himself as one of the most ferocious hitters in the NFL, and was rewarded with the first Pro Bowl trip of his career . . . Acknowledged as one of the most physical defensive backs in the NFL . . . Made the successful transition from strong safety to free safety in 1990 . . . A safety with a linebacker's disposition, Blades combines speed with tremendous hitting ability . . . He has averaged 6.4 tackles per game in his career . . . Switched to free safety from strong safety in mid-1989 to maximize his athletic ability . . . The third pick overall in the 1988 draft, Blades was touted by Sports Illustrated as one of the potential bright stars of the 1990s. **1991:** First-time Pro Bowler also earned All-Pro honors from Football Digest and N.E.A. . . . Named to Football News, UPI and Pro Football Weekly All-NFC squad . . . All-Madden Team selection . . . Second only to Chris Spielman in tackles with 93, including 65 solos . . . Started all 16 regular season contests and both playoff games . . . Snared his fifth career interception, posted seven tackles and had a pass defended in Detroit's 23-14 win against Green Bay (9/8) . . . Recorded back-to-back double figure weeks with 11 tackles (10 solos) at Chicago (11/3) and 10 solo stops at Tampa Bay (11/10) . . . Totaled eight tackles and recovered a tackle against the Bears (11/28) . . . Made seven tackles and joined with Spielman to make a crucial fourth-down stop at Green Bay (12/15). **1990:** Despite being sidelined for four games with a knee injury, Blades finished third on the team with 83 tackles (61 solos) and grabbed two interceptions . . . In his first training camp at free safety, he saw limited playing time due to a rib injury . . . Started the season on a high note with a game-high 12 tackles and recovered a Gary Anderson fumble against Tampa Bay (9/9) . . . Suffered a knee injury in the second game of the season (vs. Atlanta, 9/16) . . . Returned to action Week 7 at New Orleans (10/28) where he registered six stops . . . Recorded eight tackles and returned a Stan Humphries interception 21 yards to set up a Detroit TD vs. Washington (11-4) . . . Tied his career high with 13 tackles (eight solos) versus Minnesota (11/11) . . . Picked off a Jay Schroeder pass and had four stops versus the Raiders (12/10) . . . Produced six solo tackles and registered a 10-yard Jim Harbaugh sack (his first and only sack of the season) in Detroit's 38-21 win over the Bears (12/16). **1989:** Although playing with nagging injuries, Blades was second on the club with 100 total tackles (81 solo and 19 assists) . . . Played his best game vs. Chicago (9/24) with 11 solo tackles and two assists . . . Registered 10 or more tackles on three different occasions . . . Produced nine tackles vs. Cleveland (11/23), vs. Minnesota (10/22) and vs. Phoenix (9/10) . . . Had team-high tackle numbers in three games and tied for the lead on another occasion . . . His role changed from a run-stopper to a pass protector vs. Green Bay (11/12) with a career-move to free safety . . . Was third on the team with eight passes defended . . . At times, lined up as a linebacker . . . Blades also forced two fumbles and recovered one. **1988:** The only secondary member to have at least one sack, interception and fumble recovery, Blades finished with 102 total tackles on the year to place fifth on the squad . . . His four fumble recoveries led Detroit along with Bruce McNorton . . . Enjoyed a fine professional debut, leading the Lions in tackles with a season-high 13 against Atlanta (9/4) . . . Might have had a better all-around year if not for a nagging ankle injury which hampered him for two games . . . Made two interceptions on the season, including one off ex-Miami teammate Vinny Testaverde (now of Tampa Bay) — his first came off Green Bay's

Don Majkowski (11/20) . . . Had 10-or-more tackles on four occasions . . . Has the ability to play any position in the secondary . . . Earned several All-Star honors at the conclusion of the '88 season: second-team All-Pro (World Almanac), honorable mention NFL All-Pro (Associated Press), NFL All-Rookie (United Press International, College & Pro Football Newsweekly).

COLLEGE and PERSONAL: One of the University of Miami's finest products, Blades was a co-recipient of the 1987 Jim Thorpe Award, symbolic of the nation's premier defensive back (an award he shared with ex-Oklahoma DB Rickey Dixon, now of Cincinnati) . . . Named to virtually every All-America team as a senior, Blades recorded 124 tackles and five interceptions his final year ('87) . . . He was a second-team All-State defensive back at Piper High in Ft. Lauderdale . . . Has the distinction of being the only current Detroit player to be invited the Olympic Trials (1984) where he participated in the 400 meters . . . Named by Sports Illustrated's '88 College Football preview issue as one of the top high school players ever to play in Florida . . . Has one son, Horatio, Jr. . . . His brother Brian is a wide receiver with the Seattle Seahawks . . . Full name is Horatio Benedict Blades.

BLADES' CAREER BESTS

Tackles: 13, two times (last vs. Minnesota, 11/11/90)

Int. Ret.: 21 vs Washington (11/4/90)

BLADES' PRO STATISTICS

Year	Total	TACKLES		Sacks No/Yds	Ints. No/Yds	Fumbles For/Rec	Passes Def.
		Solo	Asst.				
1988 . . .	102	86	16	1/19	2/12	4/3	4
1989 . . .	100	81	19	0/0	0/0	1/2	8
1990 . . .	83	61	22	1/10	2/25	0/1	3
1991 . . .	93	65	28	0/0	1/14	3/2	7
TOTALS	376	293	85	2/29	5/51	8/8	22
Playoffs . .	9	9	0	0/0	0/0	0/0	1



GUARD

**Shawn
Bouwens**

Nebraska-Wesleyan 3rd Year HT: 6-4 WT: 290

Born: 5-25-68 FA in '91

GAMES PLAYED/STARTED: 1991 (16/0) [2/0] **TOTAL:**
(16/0) [2/0]



PRO: Emerging offensive lineman should be a top contender for starting right guard position this season . . . Solid technical skills with good balance and above-average foot speed . . . Signed by the Lions as a free agent in '91. **1991:** Saw action in every contest, including Detroit's two post-season games, as a regular on the Lions' special teams unit . . . Also saw action in short yardage situations throughout the season . . . Replaced the injured Mike Utley in the fourth quarter of the Rams contest (11/17), turning in a solid performance . . . Served as backup to

Continued

veteran guard Ken Dallafior late in the season. **1990:** Was taken by New England in the ninth round of the '90 draft. ... Finished the season on Cleveland's developmental squad after being waived by the Patriots.

COLLEGE and PERSONAL: First player ever drafted out of Nebraska Wesleyan. ... First-team Division III All-American selection by the Associated Press as a senior. ... A native of Lincoln, Nebraska, Bouwens was an all-conference offensive lineman at Northeast High School. ... Shawn and his wife, Tracy, have one son, Sheldon, born April 28, 1992.



TACKLE

Lomas Brown



Florida 8th Year HT: 6-4 WT: 287
Born: 3-30-63 D-1 in '85

GAMES PLAYED/STARTED: 1985 (16/16); 1986 (16/16);
 1987 (11/11); 1988 (16/16); 1989 (16/16); 1990 (16/16); 1991
 (15/15) [2/2] **TOTAL:** (106/106) [2/2]

PRO: One of the premier offensive tackles in the game today, Brown earned his second consecutive trip to the Pro Bowl. ... A Pro Bowl starter for the first time in his career. ... A respected team leader who graciously donates a great deal of time to many charitable causes throughout the Detroit area. ... Brown had his string of consecutive starts snapped at 67 when a shoulder injury kept him out of Detroit's contest vs. L.A. Rams last season. ... Has started every game he has played during his seven year career. ... Operating from the left side, he weekly faces the game's most feared pass rushers. ... Was the sixth player selected in the 1985 draft. **1991:** Selected to play in his second straight Pro Bowl classic and his first starting assignment. ... Associated Press All-Pro second team. ... College & Pro Football Newsweekly and N.E.A. All-Pro honoree. ... Also named to the All-Madden Team. ... Made the 100th start of his career in Detroit's contest at Chicago (11/3). ... Sore shoulder side lined him for the Lions' game against the Los Angeles Rams (11/17), ending his consecutive starts streak at 67, but returned to start the final five games of the regular season and both playoff contests. **1990:** Named to the Pro Bowl for the first time in his six-year career. ... Selected to the United Press International's All-NFC squad. ... Made great recovery from off-season arthroscopic surgery. ... Was limited to just one practice per day during training camp because of that surgery. **1989:** Enjoyed the aggressive blocking scheme in the Silver Stretch offense. ... Did not allow Vikings Pro Bowl end Chris Doleman a sack in two meetings. ... Was selected (by the coaching staff) as the King of Beasts winner at N.Y. Giants (9/17) for containing the blitzing Lawrence Taylor. ... Rushed for three yards on a lateral from Bob Gaglione vs. Pittsburgh (10/1). ... Played throughout the year with a nagging knee ailment. ... A Pro Bowl alternate. **1988:** Came on strong over second part of the season, and as a result, Brown was named as a NFC Pro Bowl alternate for the second straight year. ... He was hampered by a slight knee problem during the early part of the schedule. ... Protecting the QB's blind side, Brown is usually challenged by the opposition's best defensive lineman. ... Co-leader among players with consecutive starts/games played with 26 (along with Jerry Ball, Dennis Gibson, Bruce McNorton and Harvey Salem). **1987:** Named as an alternate to the Pro Bowl. ... Started the 11 games played. ... Injured his knee in the second quarter of the season opener at Minnesota (9-13) on an Eddie Murray field goal attempt. ... Missed the matchup vs. the Raiders the following week snapping

a string of 33 consecutive starts since he joined the club in '85 . . . Shut down DE Dexter Manley at Washington (10/15). **1986:** The only Lions' offensive lineman to start every game the past two seasons. **1985:** A consensus All-Rookie selection, Brown led the offense in minutes played . . . Would have played every offensive down had he not been ejected at New England (12/8) due to a fourth quarter altercation with LB Steve Nelson.

COLLEGE and PERSONAL: Selected along with teammate Bennie Blades as two of the top high school players ever to play in Florida (Sports Illustrated's 1988 College Football Preview), Brown was a consensus All-America (two-time) and All-SEC star at the University of Florida . . . Earned All-City and All-State status at inside linebacker for Miami (Fla.) Springs High . . . In 1991, he established the Lomas Brown Foundation to help support children's charities . . . Brown was the Lions' 1989 Travelers/NFL Man-of-the-Year nominee for his off-the field community contributions . . . Funded a \$2,500 annual scholarship in 1989 for Pontiac Northern and Central High Schools . . . Established "75 for 75," a program which allows 75 youngsters from Big Brother/Big Sisters to attend training camp and a regular season game . . . Brown owns L.B.J. Leasing, an auto and equipment leasing franchise . . . His favorite hobby is watching horror movies . . . Brown is the cousin of San Francisco's Guy McIntyre . . . Lomas Brown Jr., and his wife Dolores have three daughters: Antoinette, 8, Ashley, 6, and Adrienne, 4.



WIDE RECEIVER

Jeff
Campbell

Colorado 3rd Year HT: 5-8 WT: 167

Born: 10-26-69 D-5 in '90

GAMES PLAYED/STARTED: 1990 (16/8); 1991 (14/1)

TOTAL: (30/9)



PRO: An exciting receiver from the slot position and a capable return man . . . Should battle again for a starting spot at slot receiver . . . Slowed by injuries during the 1991 season, but will return in top form for the '92 campaign . . . Crowd-pleasing whirling moves . . . Runs the 40-yard dash in 4.37 seconds . . . Blessed with good instincts and field vision, he is a fearless receiver in traffic and is willing to take a blow to make a play. **1991:** Won starting assignment for Detroit's season opener at Washington (9/1), but exited game in first half with back injury . . . Missed the next two games before returning to action at Indianapolis (9/22) and played in every remaining game . . . Caught his first pass of the season Week 7 at San Francisco (10/20), hauling in a 21-yarder from Rodney Peete, and also returned a kickoff 15 yards . . . At Tampa Bay (11/10), returned one kickoff 18 yards . . . Caught his second pass against the Rams (11/17), a 28-yarder from Erik Kramer . . . Returned three kickoffs for 22 yards versus the Jets (12/8) . . . Knee injury sustained in practice after the regular season concluded sidelined Campbell for Detroit's two playoff games. **1990:** Caught 19 passes for 236 yards and a pair of touchdowns in his rookie season . . . Started half of the Lions' 16 games . . . Returned 12 kickoffs for 220 yards, a 19.82 average, with a long return of 38 yards in the Lions' 24-17 win at Green Bay (12/22) . . . Caught his first pass in Detroit's contest at Minnesota (Week 5, 10/7), a 29-yarder . . . Drew his first career start versus Minnesota (Week 10, 11-11) and responded with a team-high four receptions for 53 yards, including an 18-yard TD grab . . . Had a career-high seven receptions for 33 yards at the

Continued

N.Y. Giants (11/18) . . . Caught a career-long 51-yarder and a seven-yard TD pass from Rodney Peete for a total of 58 yards against the Raiders (12/10).

COLLEGE and PERSONAL: Campbell's weaving and spinning style propelled him to Colorado's career school record with 904 punt return yards . . . He also tied the school mark with 84 punt returns . . . Had 28 career receptions for 802 yards (28.6 avg.) and one TD . . . Also darted for 439 yards on 23 carries (19.1 avg.) . . . Averaged 19.5 yards every time he touched the pigskin during his senior year . . . As a receiver playing in a wishbone offense, he caught 10 passes for 286 yards and rushed five times for 128 yards (25.6 avg.) and one TD . . . Ran a career-long 66 yards on a reverse and caught a pair of passes in a 45-20 trouncing of Colorado State . . . Earned All-Big Eight honors as a return specialist and second team choice at wide receiver . . . Also received All-America honorable mention by The Sporting News . . . Owns the school-record with a 90-yard TD catch homecoming vs. Kansas State . . . Joined the team as a walk-on in his freshman season . . . Campbell majored in sociology at Colorado and graduated in May, 1991 . . . Was a member of the Buff's Academic Starters team . . . Has the nickname "Soupy" . . . Was a four-year letterman in football, hockey and track at Battle Mountain (Vail, Co.) HS and also played basketball for one year . . . A two-time state champion in the 100 and 200-meter dashes, he also was ranked as one of the top 25 prep hockey players in the country . . . Full name is Jeff Campbell.

CAMPBELL'S CAREER BESTS

Receptions: 7 at NY Giants (11/18/90)

Rec. Yards: 58 vs LA Raiders (12/10/90)

Touchdowns: 1 twice (last: vs LA Raiders, 12/10/90)

CAMPBELL'S PRO STATISTICS

	No.	RECEIVING				KICKOFF RETURNS				TD	Long
		Yards	Avg.	TD	Long	No.	Yards	Avg.			
1990	19	236	12.4	2	51	12	238	19.8	0	0	38
1991	2	49	24.5	0	28	9	85	9.4	0	0	18
TOTALS	21	285	13.6	2	51	21	323	15.4	0	0	38



LINEBACKER

**Toby
Caston**

Louisiana State 6th Year HT: 6-1 WT: 243

Born: 7-17-65 FA in '89

GAMES PLAYED/STARTED: 1987 (6/0); 1988 (16/0); 1989 (16/0); 1990 (12/4); 1991 (16/0) [2/0] **TOTAL:** (66/4) [2/0]



PRO: Spirited leader of the Lions' special teams coverage units . . . A crowd favorite for his spirited and aggressive style of play . . . Enters the 1992 season with 103 career tackles (81 unassisted) and two forced fumbles in five years . . . Dependable backup at the inside linebacker position . . . Entering his third season with the Lions after being acquired via Plan B free agency

in '89 . . . Originally a sixth round draft choice by Houston in the 1987 draft . . . He was the 159th overall selection. **1991:** Once again played a major role in the success of the Lions' league-leading special teams units . . . Finished the season with 19 total tackles, including 16 solo stops . . . Of those tackles, 13 came on special teams . . . Played in all 16 regular season tilts and both playoff games . . . Made a season-high seven tackles at San Francisco (10/20), with six of those stops coming on plays from scrimmage . . . Had two or more tackles in five games. **1990:** Enjoyed perhaps his finest season as a pro, making four starts - the first starts of his career - in place of the injured Chris Spielman . . . First start came at Tampa Bay (9/23) when Caston collected nine solo tackles and also caused a Reggie Cobb fumble with the score tied at 6, 34 seconds remaining in the first half and with the Bucs on the Detroit 13-yard line . . . Tallied seven total tackles and recovered a Steve Jordan fumble at Minnesota (10/7) . . . Posted a career-high 11 tackles (seven solos) at Kansas City (10/14) . . . Plagued by a sore knee most of the season . . . Missed four games late in the season while on injured reserve. **1989:** Had an outstanding preseason as the team's leading tackler subbing for injured Chris Spielman in his first season with the Lions . . . Caston was the heart and soul of the special teams with a club-high 19 tackles and exhibited an infectious enthusiasm on the NFL's top-ranked special teams . . . Voted the Lions' Special Teams MVP . . . Totalled 23 solo tackles on the season . . . Tallied a season-high four special teams tackles at Tampa Bay (10/15) in a Lions' come-from-behind 17-16 victory . . . Recorded two-or-more special teams tackles on four occasions . . . Accounted for three tackles and also forced a Matt Suhey fumble on a punt return at Chicago (12/10) . . . Played in all 16 games . . . Made his debut at right defensive end at Green Bay (10/29) in an effort to utilize his quickness in pass rushing situations . . . The following week against his former teammates, Caston registered two tackles as a down lineman at Houston (11/5) before leaving the game with a muscle cramp in his leg in the fourth quarter. **1988:** Was a special teams regular and a part-time performer at left inside linebacker for Houston . . . Played in every game and recorded eight solo tackles and one assist. **1987:** Played in six games as a rookie primarily on special teams before sustaining a season-ending foot/arch injury vs. Cleveland (11/23) . . . During the contest vs. the Browns, he filled in for injured John Grimsley and contributed seven assists . . . He had to have his shoe cut off his swollen foot following the contest . . . Caston, who recorded 14 tackles (six unassisted) before spending the final five games on IR, saw limited duty at left inside linebacker . . . Had a team-best four special teams tackles in a 37-33 win over Atlanta (10/25).

COLLEGE and PERSONAL: Caston was a college teammate of Eric Andolsek at LSU . . . Ended his career with 305 tackles, two interceptions and five quarterback sacks . . . A native of Monroe, La., he led LSU in tackles as a senior with 97, enroute to earning first-team All-SEC honors names 3rd team All-American as a junior . . . Works with the Boys Club of Monroe . . . Participated in Pro Challenge, an anti-substance program for high schoolers . . . Enjoys the singing of Nancy Wilson and Anita Baker . . . Reads the works of James Baldwin and Stephen King . . . His favorite movie is "A Long Walk Home" . . . Loves cajun food and bottled water . . . Caston is married (Karen) . . . he has two children, Sebastian II, 11, and Kiere Jena, 3, and lives in Mesquite, Texas.

CASTON'S CAREER BESTS

Tackles: 11 at Kansas City (10/14/90)

CASTON'S PRO STATISTICS

Year	Total	TACKLES		Fumble Rec.
		Solo	Asst.	
1987 (Hou.)	14	6	8	0
1988 (Hou.)	9	8	1	0
1989	23	23	0	1
1990	38	28	10	1
1991	19	16	3	0
TOTAL	103	81	22	2

OUTSIDE
LINEBACKER**Michael
Cofer****Tennessee 10th Year HT: 6-5 WT: 244****Born: 4-7-60 D-3 in '83****GAMES PLAYED/STARTED:** 1983 (16/7); 1984 (16/16);
1985 (7/7); 1986 (16/15); 1987 (11/11); 1988 (16/16); 1989 (15/7);
1990 (16/16); 1991 (2/2) **TOTAL:** (115/98)

PRO: Ready to go after a knee injury sidelined him for nearly all of the 1991 season, Cofer looks to become the first player in Lions' history to lead the team in sacks five times . . . Entered the professional ranks as a defensive end . . . A third-round selection in 1983, he was the 67th player drafted . . . Was moved to linebacker in 1985 . . . Career highlighted by a trip to the 1988 AFC-NFC Pro Bowl as a starter at outside linebacker . . . Cofer has recorded 61 sacks and 484 tackles over eight seasons . . . Cofer is the first player in Lions' history to lead the club in sacks for four consecutive years (Al Baker also led Detroit in sacks four times, though not consecutively) . . . In his first NFL start vs. N.Y. Giants (11/7/83), Cofer registered a sack. **1991:** Knee injury suffered in Detroit's third game of the season, a 17-13 win over Miami (9/15), kept Cofer out of action for the remainder of the season . . . The injury thwarted his bid to become the first Lion ever to lead the team in sacks for five consecutive seasons . . . Recorded one tackle against the Redskins in the season opener (9/1), but left the game with rib injury . . . Missed the Green Bay contest because of sore ribs, but returned to record his first sack of the year against the Dolphins. **1990:** Named the Lions' Defensive Most Valuable Player and was named MVP by the Lions' Quarterback Club . . . Named to the UPI's All-NFC second team . . . His 10 quarterback sacks (for 57 yards in losses) led the club for a team-record fourth straight season . . . Eight of his 10 sacks came in games played at the Silverdome . . . Finished fourth on the squad with 77 total tackles (63 solos and 14 assists) . . . Grabbed the first interceptions of his career courtesy of Redskin QB Stan Humphries. Cofer also posted six solos, and a sack for -8 yards vs. Washington (11/4) . . . Had two sacks in home contests versus Minnesota (11/11) and Chicago (12/16) . . . Recorded a season-high nine tackles in that game against the Vikings, including seven solos. **1989:** Pestered by shoulder and arch injuries, Cofer still managed to lead the team with 9 1/2 sacks . . . Came on strong at the end of the season with 4 1/2 sacks in the final four games . . . His best outing was vs. Pittsburgh (10/1) with five tackles and two sacks . . . Although he missed only one contest, he started in only seven games . . . He did not play at Minnesota (10/8) . . . Cofer accounted for 27 solo tackles and seven assists. **1988:** Cofer's steady progression over the last few years paid off handsomely for the seven-year veteran . . . In addition to receiving his first NFC Pro Bowl invitation, Cofer was named a starter at outside LB along with the Giants' Lawrence Taylor . . . Had an exceptional season, dominating the opposition in virtually every game with his quickness . . . Always good against the pass, many felt Cofer became a more complete linebacker by his improving defense against the run . . . Named the Lions' defensive MVP by his teammates, Cofer garnered 12 quarterback sacks (88 yards in losses) to lead the squad and establish a new mark for Detroit linebackers . . . His 75 total tackles were the second-most of his career . . . Had a fine game on the road against the Giants, with a season-high eight tackles . . . Led the defensive unit and the squad in minutes played with 478.7 . . . Earned second-team NFL All-Pro honors from the Associated Press and second-team All-NFC mention from United Press International. **1987:** Capped off the season by earning Pro Bowl alternate

status . . . Finished with 43 tackles and a team-leading 8 1/2 sacks . . . Began the season with a bang with six tackles in season opener vs. Minnesota (9/13) . . . Posted a career-best 3 1/2 sacks at Chicago (11/22) including a 15-yard sack of rookie QB Jim Harbaugh on his first NFL pass play . . . Played in only 11 games due to the work stoppage. **1986:** Fourth on the club with 73 stops, with a career-high 10 coming at Tampa Bay (11/23) . . . He also registered 2 1/2 sacks at Tampa as a starter at left outside linebacker replacing the injured Jimmy Williams . . . Started at LOL at Philadelphia (11/16) . . . He led the team with three forced fumbles and was second with three fumble recoveries . . . His 7 1/2 sacks were second only to defensive end Keith Ferguson. **1985:** A bit undersized at defensive end, Cofer was switched full-time to right outside linebacker with the Lions implementing a 3-4 defense . . . He responded with 32 tackles through the first seven games until he suffered a season-ending hip fracture in practice (10/23) . . . He started seven games prior to the injury . . . Clocks at 4.5 in the 40-yard dash. **1984:** His 107 total and 75 solo tackles led all Lions' defensive linemen . . . He also added seven sacks in 16 starts . . . Started the season at right defensive end then moved to left end for the final 12 games. **1983:** Made a splashing starting debut before the Silverdome crowd in a Monday night contest vs. the Giants (11/7) when he raced past two New York linemen to dump QB Scott Brunner . . . He remained a starter the balance of the season accounting for 40 tackles and 4 1/2 sacks.

COLLEGE and PERSONAL: The ex-Tennessee star achieved first-team All-SEC and honorable mention All-America honors as a senior ('82) . . . A four-year letterman with the Vols, Cofer has a degree in sociology . . . As well as appearing in two stage plays in college, Cofer also hosted mock performances of "Saturday Night Live" at Tennessee . . . Along with Jim Arnold (who also played in the '88 Pro Bowl), Cofer will occasionally do imitations of others . . . He was an All-America football and All-State basketball player at Rule High in Knoxville . . . Nicknamed "RoboCop" for his take-no-prisoners style . . . Works as a financial consultant with Baker Financial Group and hosts Cofer's Corner on Barden Cable during the off-season . . . Hobbies include computers, bowling, aerobics, racquetball and basketball . . . Denzel Washington is favorite actor and "The Color Purple" his favorite film . . . Orange Juice is his favorite beverage . . . He and his wife Reba Vanetta have recently celebrated their four-year wedding anniversary . . . His full name is Michael Lynn Cofer.

COFER'S CAREER BESTS

Tackles: 10 vs Tampa Bay (11/23/86)

Sacks: 3.5 at Chicago (11/22/87)

COFER'S PRO STATISTICS

Year	Total	TACKLES		Sacks		Int.		Fumbles
		Solo	Asst.	No./Yards	No./Yards	No./Yards	No./Yards	Rec./For.
1983	40	21	19	4.5/29	0/0			0/1
1984	107	75	32	7.0/49	0/0			1/1
1985	32	24	8	1.0/10	0/0			0/0
1986	73	58	15	7.5/69	0/0			3/3
1987	43	37	6	8.5/78	0/0			1/0
1988	75	65	10	12.0/88	0/0			2/3
1989	34	27	7	9.5/60	0/0			0/0
1990	77	63	14	10.0/57	1/0			1/2
1991	3	2	1	1.0/13	0/0			0/0
TOTAL	484	372	112	61.0/453	1/0			8/10



SAFETY
Harry Colon



Missouri 2nd Year HT: 6-0 WT: 203

Born: 2-14-69 FA '92

GAMES PLAYED/STARTED: 1991 (16/14) TOTAL: (16/14)

PRO and 1991: Known as an aggressive hitter who can provide very strong run support . . . Good speed (4.6 in the 40) and has superior upper-body strength (300-pound bench press and 500-pound squat) . . . Signed with Detroit as a Plan B free agent in March, 1992 . . . Originally drafted by New England in the eighth round (196th overall) of the '91 draft . . . Had an outstanding rookie campaign as a strong safety for the Patriots, collecting 45 total tackles with 27 solos in 14 starts . . . Also registered two fumble recoveries, one forced fumble, and two passes defended . . . Posted a career-high six tackles in New England's contest against the Cleveland Browns (9/8).

COLLEGE and PERSONAL: Third team All-America selection in 1990 by Football News . . . First team All-Big Eight Conference . . . Finalist for the Jim Thorpe Award, given to the nation's top defensive back . . . Started every game as a senior and led the squad with 111 tackles (six shy of school record for defensive backs) . . . 85 solo tackles in '90 broke the school record of 80 set in 1985 by current N.Y. Jet Erik McMillan . . . Majored in General Studies at Missouri . . . All-Conference and All-Kansas selection during three-year career at Washington (Kansas City, Kan.) High School . . . Played safety for three seasons and also running back as a junior and senior . . . Brother, Kevin, played football at Iowa State . . . Born Harry Colon on 2/14/69 in Kansas City, Kansas.

COLON'S CAREER BESTS

Tackles: 6 vs Cleveland (9/8/91)

COLON'S PRO STATISTICS						
Year	Total	TACKLES Solo	Asst.	Int. No./Yds.	Passes Def.	Fumbles Rec./For.
1991 (NE)	45	27	18	0/0	2	2/1
TOTAL	45	27	18	0/0	2	2/1



TACKLE
**Scott
Conover**



Purdue 2nd Year HT: 6-4 WT: 285

Born: 9-27-68 D-5 in '91

GAMES PLAYED/STARTED: 1991 (16/3) [2/2] **TOTAL:**
(16/3) [2/2]

PRO and 1991: After seeing extensive action as a rookie, should be ready to contend for the starting right tackle position this season . . . Helped bolster a veteran offensive line that was riddled by injuries . . . Saw action in every game in 1991, making his first career start at right tackle versus the Rams (11/17) when Eric Sanders moved to left tackle in place of the injured Lomas Brown . . . Assumed the starting right tackle position at Green Bay (12/15) after Sanders sustained a knee injury the previous week against the Jets . . . Also started the season finale at Buffalo (12/22), as well as Detroit's playoff contests against Dallas (1/5) and Washington (1/12) . . . Moves his feet well and sets up quickly in pass protection . . . An impressive athlete with outstanding upper-body strength . . . 610-pound squat, 30-inch vertical leap . . . The Lions selected Conover with the seventh choice in the fifth round, making him their fifth draft choice.

COLLEGE and PERSONAL: Spent his first three college years with the defense before moving to offense in 1989, and has made remarkable strides since . . . Started all 11 games at offensive tackle for Purdue and was voted honorable mention All-Big Ten by the coaches and media in 1990 . . . After switching from defense to offense prior to his junior year, Conover started the final three games of the '89 campaign at offensive guard . . . Made great progress in his two years on the front line line . . . Helped Purdue lead the Big Ten and rank 11th in the NCAA in passing offense (261.5 yards per game) in 1990 . . . Started at defensive end seven times in 1987 and six times in 1988 . . . Posted 71 career tackles, including nine for 44 yards in losses, and recovered three fumbles . . . Liberal arts major at Purdue . . . All-conference, all-county, all-district and honorable mention all-state selection at Boro (Freehold, NJ) High School . . . Co-captained his team which finished 10-1 and made the state championship game . . . Led the team with 169 tackles (73 solos) and nine sacks . . . Also all-league in basketball when he led the conference in rebounding and blocked shots . . . Named 1990 National Strength & Conditioning Association All-American Athlete, based on benefits from strength training and conditioning, community involvement, academic achievement and leadership qualities . . . Kelsey Scott Conover was born September 27, 1968.

DID YOU KNOW . . . ?

Barry Sanders needs 785 yards to become Detroit's all-time rushing leader. Billy Sims is first with 5,106 career yards; Dexter Bussey is second with 5,105; Sanders opens the 1992 season with 4,322 yards.



CORNERBACK Ray Crockett



Baylor 4th Year HT: 5-9 WT: 181

Born: 1-5-67 D-4 in '89

GAMES PLAYED/STARTED: 1989 (16/0); 1990 (16/6);
1991 (16/16) [2/2] **TOTAL:** (48/22) [2/2]

PRO: Has developed into one of the finest cornerbacks in the NFL . . . Only Ronnie Lott of the Raiders (with eight) recorded more interceptions in 1991 as Crockett grabbed six, including one return of 96 yards for a TD against the Cowboys . . . Drafted in the fourth round (86th overall) of the '89 draft, Crockett has displayed good cover ability and a penchant for aggressive play during his first three seasons with the Lions . . . A solid pro corner who has shown great progress each year . . . His determination, patience and hard work paid off in 1990 when he won a starting cornerback spot for the final six games of the season and has started every game since. **1991:** Tied for the NFC lead, and second in the NFL, in interceptions with six . . . His 96-yard TD return against Dallas (10/27) was the NFL's longest in '91 and the league's longest since Washington's Barry Wilburn recorded a 100-yarder against the Vikings in 1987 . . . His return yardage of 141 was the most for a Lion since Lem Barney grabbed 10 interceptions for 232 yards in 1967 . . . Led the team in passes defended for the second straight year (16) . . . Started all 16 regular season contests and both post-season games . . . Registered a career-high 12 tackles, including nine solos, versus Green Bay (9/8) . . . Broke up a Dan Marino pass in the end zone on 4th-and-goal on Miami's final possession to preserve a 17-13 victory (9/15) . . . Named NFC Defensive Player of the Week after recording a team-high eight tackles and scoring the first TD of his career on a 96-yard return of a Troy Aikman pass in a 34-10 win over the Cowboys (10/27) . . . Posted interceptions in three consecutive weeks — versus the Rams (11/17), at Minnesota (11/24) and against the Bears (11/28) — on his way to earning NFC Defensive Player of the Month honors. **1990:** Second on the team in interceptions (three for 17 yards) and third in passes defended (10) . . . Finished seventh on the club with 59 tackles, 53 of them solos . . . Played primarily nickel back and on special teams until earning a starting corner position on Thanksgiving Day against the Broncos (11/22) when he made five solo stops and an interception . . . Had an outstanding outing versus Green Bay (9/30) when he made six tackles, a career-high three passes defended, and downed two Jim Arnold punts inside the Packer five-yard line . . . Swiped his first pass of the season courtesy of New Orleans' Steve Walsh (10/28) . . . Registered seven tackles three times, including both contests with the Bears (he downed Jim Harbaugh at Chicago for a 14-yard loss and Crockett's first career sack) . . . In addition to his career-high eight tackles, two passes defended and an interception of a Blair Kiel pass, Crockett tied the score at 17-17 on a fourth quarter 22-yard return of an Ed West fumble at Green Bay (12/22). **1989:** Played as a nickel back and a special teams player in each of the 16 contests . . . Registered 46 tackles, two passes defended, one interception and a fumble recovery . . . Picked off his first NFL pass courtesy of Tampa Bay QB Joe Ferguson (12/17), which set up a Lions' score in a 33-7 victory . . . Tied a season-high six tackles in season finale at Atlanta (12/24) and at Houston (11/5) . . . Contributed four tackles at Chicago (12/10) . . . Registered three tackles vs. New Orleans (12/3) . . . Accounted for five solo tackles vs. Cleveland (11/23) . . . Tallied four tackles and one pass defended vs. Green Bay (11/12) . . . Recorded five tackles vs. Minnesota (10/22).

COLLEGE and PERSONAL: Over his four-year career, accumulated 169 tackles (120 solos), two interceptions and seven tackles for losses . . . Crockett returned five punts as a junior for

30 yards and earned first-team All-SWC with 62 tackles on the year and 13 passes defended . . . A first-team All-District choice at Duncanville (Tex.) High, Crockett was named to the Dallas Morning News' All-Academic team (an A+ student in high school) . . . He was also a three-year letterman in track at Duncanville . . . A United Way volunteer . . . Hobbies include basketball, music and bowling . . . Favorite food is shrimp creole . . . Received his B.A. degree in May, 1992 in Computer Science . . . Single . . . Full name is Donald Ray Crockett.

CROCKETT'S CAREER BESTS

Tackles: 12 vs Green Bay (9/8/91)

Interceptions: 1 (10 times)

Int. Return: 96t vs Dallas (10/27/91)

CROCKETT'S PRO STATISTICS

	Total	TACKLES		Int.	Passes	Fumbles
		Solo	Assisted	No./Yards	Def.	Rec./For.
1989	46	34	12	1/5	2	0/1
1990	59	53	6	3/17	10	2/2
1991	86	74	12	6/141	16	0/1
TOTALS	191	161	30	10/163	28	2/4
Playoffs	8	7	1	0/0	1	0/0



GUARD
Ken
Dallafior



Minnesota 8th Year HT: 6-4 WT: 285

Born: 8-26-59 FA in '89

GAMES PLAYED/STARTED: 1985 (3/0); 1986 (12/1); 1987 (9/0); 1988 (13/13); 1989 (16/11); 1990 (16/15); 1991 (6/5) [2/2]

TOTAL: (75/45) [2/2]

PRO: A yeoman-like performer on the offensive line . . . Has had a settling influence on the Lions' offensive line and has provided good chemistry . . . Tough and reliable, Dallafior has played every position on the offensive line . . . Originally a fifth-round draft choice (124th overall) by Pittsburgh in '82, he was waived the following season and joined the USFL's Michigan Panthers in '84 . . . Played a total of 19 games, including playoffs, in the USFL . . . He signed with San Diego in 1985 following the demise of the USFL . . . Signed by the Lions as a Plan B free agent in '89. **1991:** Began the regular season on injured reserve . . . Sat out the first ten weeks . . . Was activated from injured reserve on (11/15) . . . Saw action as a substitute vs. L.A. Rams (11/17) . . . Made his first start of the season, at right guard, at Minnesota (11/24), the game in which running back Barry Sanders became the first Lion running back ever to rush for over 200 yards (220) in a game . . . Held the starting spot at right guard throughout the remainder of the regular season . . . Started both playoff games at right guard. **1990:** Starter at right guard in all but one game for the Lions in '90 . . . His only non-start came in Week 3 when Mike Utley started in his place at Tampa Bay (Dallafior did, however, open the second half of that contest

Continued

at the right guard position and never relinquished it the remainder of the season) . . . He displayed his great versatility during the preseason when he started at center in all four exhibition games in the absence of starting center Kevin Glover. **1989:** In his first season with Detroit, Dallafior filled in at right guard for an injured Mike Utley at Minnesota (10/8) . . . Assumed the starting position at RG the following week at Tampa (10/15) with Utley going on IR . . . Started 11 of the 16 games played . . . Also participated as a wedge member on the kickoff return unit and returned squib kicks vs. Chicago (9/24) for 13 yards and one vs. Pittsburgh (10/1). **1988:** Released by the Chargers during the final roster cutdown, he was re-signed by the club as a free agent prior to Week Three . . . He started the following week for John Clay . . . Eleven of his 13 starts were at left tackle. **1987:** A valuable backup performer, he played in nine games. **1986:** Sustained a knee injury during training camp which required him to be placed on IR . . . Was activated on Oct. 6 and played in the final 12 games . . . Drew his first NFL start vs. Houston (12/6). **1985:** Earned a roster spot with the Chargers with a gritty determination . . . Was waived during final cut, but was re-signed for the last three games and played as a reserve guard and center. **1984:** Played with the USFL's Michigan Panthers. **1982:** Spent the entire season on IR with a sprained neck with the Pittsburgh Steelers.

COLLEGE and PERSONAL: Earned first-team All-Big Ten honors as a senior guard at Minnesota, as well as second-team UPI All-America honors . . . The marketing major was a three-sport star for Madison High (Madison Heights, Mich.), and garnered All-State recognition in football and wrestling . . . High school coach was George "The Animal" Steele . . . Boyhood hero was former NFL lineman Conrad Dobler . . . He, his wife Diana, and children Jessica, 7, and Kyle, 4, reside in Clarkston . . . His full name is Kenneth Ray Dallafior.



Penn State 6th Year HT: 6-0 WT: 205
Born: 9-21-65 Waivers in '91

GAMES PLAYED/STARTED: 1987 (9/3) [3/0]; 1988 (8/1);
 1989 (14/6) [1/0]; 1990 (6/1); 1991 (6/0) [2/0] **TOTAL:** (43/11)
 [6/0]



PRO: Versatile player who can run the ball, catch the ball out of the backfield and does a very good job on special teams . . . Excellent all-around athlete, he is also currently playing baseball in the New York Mets' system . . . Acquired on waivers by the Lions 10/30 from the Minnesota Vikings who waived him 10-28 . . . Was the Vikings first round selection (14th overall) in the 1987 draft. **1991:** Played in the final six games for the Lions . . . Rushed nine times for 48 yards, caught one pass for three yards and made one special teams tackle . . . Signed with the Vikings (10/8), placed on exempt list . . . Waived from exempt list (10/28) and claimed by the Lions (10/29) . . . Placed on exempt-left squad list by the Lions (11/1), activated from exempt-left squad list (11/4) . . . Did not play in his first game with the Lions at Tampa Bay (11/10) . . . Saw his first action as a Lion on special teams vs. L.A. Rams (11/17) . . . Carried the ball eight times for 37 yards with a long gain of 29 against his former teammates at Minnesota (11/24), played in the backfield as the Lions used a two-back offense for the first time in 1991, also returned one kickoff 38 yards . . . Carried the ball once for 11 yards . . . Returned two kickoffs for 22 yards at Buffalo (12/22)

Returned one kickoff 14 yards vs. Dallas in the NFC Divisional Playoff Game (1/5) . . . Had one kickoff return for 21 yards in the NFC Championship Game at Washington (1/12). **1990:** Signed 11/17 and was activated 11/19 . . . Played in the final six games of the season . . . Started vs. San Francisco in the last game of the season (12/30) . . . Finished the season with 12 rushing yards on six carries and one reception for 12 yards. **1989:** Finished the season with 207 rushing yards, third on the team, was fourth with 46 rushing attempts, caught 14 passes for 148 yards . . . Sat out the final two games after injuring his knee vs. Atlanta (12/10) . . . Before he was injured in the Atlanta game he had rushed for a season-high 54, including a career-long 38-yard run and thrown a 19-yard TD pass to Anthony Carter. Led the team in rushing vs. Houston (9/10) . . . Had 12 kickoff returns on the season, including a 63-yard return on the opening kickoff vs. N.Y. Giants (11/30). **1988:** Injured his hip vs. Chicago in Sweden (8/14) and missed the last two preseason games and first seven games of the season . . . Totaled 167 rushing yards on 42 carries with two TD's and caught five passes for 49 yards . . . Led the team in rushing vs. Dallas (11/13) . . . Scored a TD and rushed for 34 yards in his first game back from his injury vs. Tampa Bay (10/23). **1987:** Scored seven TD's, which tied for the team lead, his five rushing TD's also tied him for the top spot on the club . . . Matched a team record with three rushing TD's vs. Denver (10/26) . . . Rushed for 257 yards on 69 carries and had 12 receptions for 89 yards and two TD's . . . Was the team leader in rushing vs. Detroit (9/13), also scored two TD's, one rushing and one receiving as he started in place of the injured Darrin Nelson . . . Also led the team in rushing vs. Seattle (11/1) . . . Sat out two games with an ankle injury . . . Was the third running back and 14th player overall selected in the 1987 draft.

COLLEGE and PERSONAL: Ranked second all-time in rushing yards at Penn State when he finished his career with 3,227 yards and ranked third with 624 attempts . . . Was a starter and letterman for four years . . . Was the first player in school history to lead the team in rushing four consecutive years . . . Was named All-American, All-ECAC and All-East as senior . . . Scored the game-winning TD on a 6-yard run in the 1986 Fiesta Bowl vs. Miami for the National Championship . . . Earned All-American honorable mention as a junior . . . Became the first freshman to rush for over 1,000 yards in a season . . . Set school records for consecutive 100-yard rushing games (four); 100-yard games in a season (five); and rushing yards in a game (196 vs. Rutgers) . . . Has played in the New York Mets minor league system each of the last four seasons and spent time with the major league club in 1992 . . . Is active with Fellowship of Christian Athletes . . . Was a two-time all-state running back and lettered three times each in baseball and basketball and once in track at Kempsville High in Virginia Beach, Va. . . Married (Shelia) . . . Full name is William Henry Dozier, Jr.

DOZIER'S CAREER BESTS

Attempts: 12 vs Detroit (9/13/87)

Yards: 57 vs Detroit (9/13/87)

Touchdowns: 3 vs Denver (10/26/87)

Long Rush: 38 vs Atlanta (12/10/89)

DOZIER'S PRO STATISTICS

Year	No.	RUSHING				RECEIVING				
		Yards	Avg.	Lg.	TD	No.	Yards	Avg.	Lg.	TD
1987 (Minn) . . .	69	257	3.7	19	5	12	89	7.4	20	2
1988 (Minn) . . .	42	167	4.0	19	2	5	49	9.8	20	0
1989 (Minn) . . .	46	207	4.5	38	0	14	148	10.6	30	0
1990 (Minn) . . .	6	12	2.0	4	0	1	12	12.0	12	0
1991	9	48	5.3	29	0	1	3	3.0	3	0
TOTAL	172	691	4.0	38	7	33	301	9.1	30	2
Playoffs	16	54	3.4	15	1	3	15	5.0	6	0



WIDE RECEIVER

**Mike
Farr**



UCLA 3rd Year HT: 5-10 WT: 192

Born: 8-8-67 FA in '90

GAMES PLAYED/STARTED: 1990 (12/8); 1991 (16/13)
[2/2] TOTAL: (28/21) [2/2]

PRO: A deep threat with sure hands, Farr was a pleasant surprise for the Lions in his rookie campaign . . . He quickly impressed the Lions' coaches with his desire, work ethic and his ability to catch the ball in traffic . . . Farr was acquired as a free agent prior to the 1990 season. **1991:** Established himself as top possession receiver on the team . . . Caught 42 passes for 431 yards (10.3 avg.) and one TD . . . Started every game except the season opener . . . Made his first start of the season vs. Green Bay (9/8), made five catches for 39 yards . . . Caught five passes for 41 yards at Indianapolis (9/22) . . . Made two catches for 24 yards, one of which was good for a clutch first down on the winning touchdown drive vs. Minnesota (10-6) . . . Tallied 58 yards on five receptions at San Francisco (10/20) . . . Caught five passes for 47 yards at Chicago (11/3) . . . Turned in his best performance as a professional vs. L.A. Rams (11/17) . . . Scored his first TD on a 34-yard strike from Erik Kramer . . . Totaled 58 yards receiving on 4 receptions . . . Set a career high with 7 receptions and 59 receiving yards at Green Bay (12/15) . . . Caught 5 passes for 62 yards vs. Dallas (1/5) in NFC Divisional Playoff Game . . . Established a career high with 73 receiving yards on six catches at Washington (1/12) in NFC Championship Game. **1990:** Caught 12 passes in his first season for 170 yards, a 14.2 average . . . Played his first game as a professional at Minnesota (10/7) where he made a leaping 44-yard reception . . . Versus the Vikings in Week 10 (11/11), he drew his first NFL start at one of the wide positions and responded with two receptions for 27 yards, including a 16-yard tightrope catch on fourth-and-15 . . . Caught two passes at the N.Y. Giants (for 17 yards), versus Denver (for 29 yards) and at Seattle (34 yards).

COLLEGE and PERSONAL: Set a Bruin record for receivers with a three-lift (bench, squat and clean) total of 1,047 . . . Caught 124 career passes for 1,497 yards (12.1 avg.) and two TDs . . . Hauled in 30 passes for 471 yards in his senior season . . . His father, Mel Sr. is a former All-Pro Lion and Bruin running back . . . Also follows his brother, Mel Jr., in the UCLA tradition . . . A sociology major at UCLA with a business administration specialization . . . Was an All-State selection at Brother Rice (Birmingham, Mich.) HS . . . Also letter twice in track.

FARR'S CAREER BESTS

Receptions: 7 at Green Bay (12/15/91)

Rec. Yards: 59 at Green Bay (12/15/91)

Long Rec.: 44 at Minnesota (10/7/90)

FARR'S PRO STATISTICS RECEIVING

Year	No.	Yds.	Avg.	Long	TD
1990	12	170	14.2	44	0
1991	42	431	10.3	34	1
TOTAL	54	601	11.1	44	1

INSIDE LINEBACKER **Dennis Gibson**



Iowa State 6th Year HT: 6-2 WT: 243

Born: 2-8-64 D-8 in '87

GAMES PLAYED/STARTED: 1987 (12/12); 1988 (16/16);
1989 (6/6); 1990 (11/11); 1991 (16/16) [1/1] **TOTAL:** (61/61) [1/1]

PRO: The 203rd overall selection in the 1987 draft, Gibson has paid big dividends with his solid play at linebacker . . . Made a strong return after sitting out the final five games of the '90 campaign with a foot injury . . . He has 295 total career tackles and five fumble recoveries . . . He had a streak of 27 consecutive games started snapped in 1989 due to a shoulder injury . . . Broke into the starting lineup at strong-side inside linebacker but moved to the weak-side in '88 . . . Was the first Lions' rookie to lead the team in tackles with 82 in '87. **1991:** Started all 16 regular season games at right inside linebacker . . . Sat out the NFC Divisional Playoff Game vs. Dallas (1/5) with knee injury . . . Came back the following week and started the NFC Championship Game at Washington (1/12) . . . Made three tackles in the season opener at Washington (9/1) . . . Accounted for three tackles and knocked down a pass vs. Miami (9/15) . . . Recorded 7 tackles (4 solo) and forced a fumble vs. Minnesota (10/6) . . . Made seven solo tackles at San Francisco (10/20) . . . Tallied a season-high eight tackles (5 solo) at Chicago (11/3) . . . Registered 7 tackles (4 solo) vs. L.A. Rams (11/17) . . . Made three tackles and added on special teams tackle vs. Chicago (11/28) . . . Contributed four tackles (3 solo) vs. N.Y. Jets (12/8) . . . Made four tackles (1 solo) before leaving the game with knee injury at Buffalo (12/22) in season finale . . . Credited with three tackles at Washington (1/12) in NFC Championship Game. **1990:** Despite missing the final five games of the season because of an injured arch, Gibson finished fifth on the club with 68 tackles, including 60 solos, with a pair of forced fumbles and one recovery . . . A steady performer, Gibson recorded at least four tackles in each game in which he played . . . Played extremely well in tandem with fellow linebacker Chris Spielman . . . Tallied eight stops (six solos) and forced a Christian Okoye fumble near the Lions' goal line at Kansas City (10/14) . . . Registered seven solos at New Orleans (10/28), eight total tackles against the Vikings (11/11) and a season-high nine stops at the New York Giants (11/18). **1989:** Gibson was expecting a big season following a splendid preseason . . . Opened the year tied for the team-high with six solo stops vs. Phoenix (9/10) . . . A lingering shoulder injury caused him to sit out a contest at the N.Y. Giants (9/17) breaking a string of 27 consecutive games played . . . Gibson was placed on injured reserve (9/18) and was out of action until he started vs. Cleveland (11/23) . . . Playing for the first time in 10 weeks, he responded with his best performance of the season with seven solo tackles and recovered a critical Webster Slaughter fumble near the end of the third quarter which help preserve a 13-10 victory . . . On the season, Gibson accounted for 29 tackles, three fumble recoveries and one interception at Atlanta (12/24). **1988:** With the achievements of fellow linebackers Michael Cofer and Chris Spielman, and the development of George Jamison, Gibson was the unsung hero . . . Surpassed his '87 tackle numbers as a rookie with 116 stops (second on the team to Spielman), after moving to inside backer to allow Spielman to play the middle formation . . . With 198 tackles, Gibson has had more tackles over the past two seasons than any other Lion . . . The team leader in tackles in four games, Gibson equaled his career-high with 12 (11 solos) against the Giants (10/30). **1987:** Posted a team-high 82 tackles, the first time a rookie has led the team . . . It was also the first time a linebacker led the club in tackles since

Continued

Ken Fantetti in 1983 . . . In his regular season debut at Minnesota, Gibson led Detroit with 11 tackles (seven solos) and had the team's only sack of the day . . . Came on strong in the stretch drive leading the club in tackles in three of the last four games . . . At home vs. the Rams (12/6), he recorded a career-high 12 tackles . . . He also registered 11 tackles vs. Minnesota (12/20) and at Atlanta (12/27) . . . He was the leading tackler during the preseason . . . Gibson and Jerry Ball were the only rookie starters . . . He was named to Football Digest Rookie All-Star team.

COLLEGE and PERSONAL: Gibson manned the outside linebacker position during his four years with the Cyclones . . . He earned Defensive MVP honors in his final two years ('85-'86), as well as second-team All-Big Eight mention . . . Honed his skills as a second-team All-State linebacker at Ankeny (Iowa) High . . . Dennis Michael Gibson majored in engineering at ISU . Hobbies include collecting compact discs, playing the guitar and fishing . . . Favorite musical group is U2 . . . Enjoys the works of Stephen King . . . Full name is Dennis Michael Gibson.

GIBSON'S CAREER BESTS

Tackles: 12 vs. Rams (12/6/87) and Giants (10/30/88)

Sacks: 1 at Minnesota, (9/13/87)

GIBSON'S PRO STATISTICS

Year	Total	TACKLES		Sacks No./Yards	Interceptions No./Yards	Fumbles Rec./For.
		Solo	Asst.			
1987	82	68	14	1.0/8	1/5	0/1
1988	116	89	27	0.5/3	0/0	1/2
1989	29	25	4	0/0	1/10	3/0
1990	68	60	8	0/0	0/0	1/2
1991	62	36	266	0/0	0/0	0/0
TOTAL	357	278	79	1.5/11	2/15	5/5



CENTER
Kevin Glover



Maryland 8th Year HT: 6-2 WT: 282

Born: 6-17-63 D-2 in '85

GAMES STARTED/PLAYED: 1985 (10/0); 1986 (4/1); 1987 (12/9); 1988 (16/16); 1989 (16/16); 1990 (16/16); 1991 (16/16)
[2/2] TOTAL: (90/74) [2/2]

PRO: Drafted as a center in the second-round in the '85 draft (34th overall), Glover has shown the ability to play several positions on the offensive line . . . He won the starting job at center . . . Has started every game for the past four years on the offensive line, including each of the last three seasons at center . . . Owns longest streak of consecutive starts on the team with 66 . . . He has also started at left and right guard during his career. **1991:** Started every game for the fourth consecutive season . . . Helped solidify the offensive line from his center position . . . Calls the signals for the offensive line on blocking adjustments at the line of scrimmage . . . Sat

out the second preseason game, vs. Cincinnati (8/2) with an injury . . . Did not miss any playing time due to injury the rest of the season . . . Earned All-NFC honors from the Football News and was named a Pro Bowl alternate. **1990:** For the third straight year, Glover started every regular season contest on the offensive line for the Lions . . . Sustained a severe ankle sprain in Detroit's contest at Kansas City, but had the opportunity to use the Lions' bye week to recover (Glover started and played the entire game at New Orleans two weeks later within having had to miss a contest). **1989:** Won the starting center position when veteran starter Steve Mott suffered a season-ending neck injury . . . Led the offensive line in cuts, takedowns and pancakes . . . As the leader on the offensive line, he had his best season yet . . . Improved his play more than anyone else on the offensive unit, according to the coaching staff . . . Glover has the potential to become one of the top centers in the game . . . Played as a wedge-blocker on the kickoff return team. **1988:** Very versatile athlete, who not only started for the Lions at left guard, but if the situation needed him, could have played the center spot . . . Had the second-most minutes of the offensive linemen, behind Steve Mott, with 379.6 . . . Also turned in a contribution on the special teams . . . Credited with one tackle following a Lions' fumble against Kansas City. **1987:** Started in nine games at either left guard, right guard or center . . . He drew his first starting assignment at right guard vs. Denver (11/1) . . . Glover caught a three-yard TD pass vs. Minnesota (9/13) in the season-opener but was nullified because he failed to report as an eligible receiver . . . Performed extensively as a special teams player . . . Returned a kickoff for 19 yards vs. the Rams (12/6). **1986:** Glover made his starting debut at left guard at Cleveland (9/28) but was forced from the game with a knee injury sustained in the fourth quarter . . . Although the knee did not require surgery, he was placed on injured reserve until the season finale vs. Atlanta (12/21) . . . He did not play vs. the Falcons . . . Played only 74 minutes the entire season. **1985:** Played sparingly in the first 10 games with just 43 minutes of playing time . . . Just when it appeared Glover would receive more playing time, the injury bug bit . . . Scheduled to start at left guard against Minnesota (11/17) in Week 11, but he injured his knee in a practice blocking drill.

COLLEGE and PERSONAL: One of the stabilizers behind Maryland's powerful offensive line, Glover started as an offensive tackle in his sophomore season and at center in his final two years . . . The Sporting News named him a first-team All-America as a senior . . . Roomed with current Lions' tackle Lomas Brown when both played in the Senior Bowl . . . An All-State honoree at Largo (Md.) High, Glover was a three-sport letterman there . . . Majored in recreation at Maryland . . . He and his wife Cestaine live in Pasadena, Md. during the off-season . . . His full name is Kevin Bernard Glover.

1991 NFL PUNT RETURN LEADERS

PLAYER	TEAM	NO	YDS	AVG
1. MEL GRAY	DETROIT	25	385	15.4
2. Brian Mitchell	Washington	45	600	13.3
3. Kelvin Martin	Dallas	21	244	11.6
4. Rod Woodson	Pittsburgh	28	320	11.4
Tim Brown	LA Raiders	29	330	11.4



RECEIVER—
KICK RETURNER

Mel
Gray



Purdue 7th Year HT: 5-9 WT: 162
Born: 3-16-61 FA in '89

GAMES PLAYED/STARTED: 1986 (16/0); 1987 (12/1) [1/0];
1988 (16/0); 1989 (10/1); 1990 (16/0); 1991 (16/0) [2/0]
TOTAL: (86/1) [3/0]

PRO: One of the most dangerous return men in the game . . . Has a chance to place his name among the NFL's all-time return leaders . . . Gray needs 859 kickoff return yards to move into second place on the NFL's all-time list (Gray is currently in third place with 4,680, Abe Woodson has 5,514 and Ron Smith holds the record with 6,922) . . . If Gray returns 22 kickoffs in '92 he will become the Lions' all-time leader in career kickoff returns, Gray has 101, Alvin Hall has 122 . . . A total of 207 or more kickoff return yards will give Gray the Lions' career lead, he has 2,508, Alvin Hall has 2,714 . . . In '91 he became the first player in NFL history to lead the league in both kickoff and punt returns in the same season . . . He made his second consecutive appearance in the Pro Bowl in '92 following one of the most prolific seasons a returner has ever had in the NFL . . . Selected to participate in the DHL-NFL Fastest Man competition in '91 & '92 . . . Led the league in punt returns in 1987 with a 14.6 average . . . Has 17 career rushes for 88 yards and one TD . . . Began his pro career with the USFL's Los Angeles Express (1984-85) . . . Played in 31 USFL games and gained 2,075 all-purpose yards as a running back . . . Rushed for 1,151 yards (4.5 avg.), totaled 389 yards receiving (8.3 avg.) and 535 kickoff return yards (17.3 avg.) . . . Selected by New Orleans in the second round of the 1984 supplemental draft (42nd overall) . . . Played three seasons with New Orleans before signing with the Lions as a Plan B free agent in 1989. **1991:** The Lions' Special Teams MVP was rewarded with numerous post-season honors . . . Along with his second consecutive Pro Bowl appearance Gray was named the NFC Special Teams Player of the Year by the NFL Players Association . . . Gray was named All-Pro by the Associated Press, USA Today, P.F.W.A., Sporting News, College and Pro Football Newsweekly, Football Digest, Pro Football Weekly and was named All-NFC by Pro Football Weekly and the Football News . . . He led the league with a 25.8-yard kickoff return avg., totaling 929 yards on 36 returns . . . His 15.4-yard punt return avg. also led the league, he gained 385 yards on 25 returns . . . Raced 56 yards with the opening kickoff of the second half to set up a Lions' TD vs. Green Bay (9/8), totaled 103 yards on 3 kickoff returns and caught two passes for 36 yards . . . Returned two kickoffs for 84 yards with a long of 55 on the game's opening kickoff vs. Tampa Bay (9/29), netted 55 yards on two punt returns with a long of 42 . . . Notched his longest kickoff return as a Lion, 71 yards, at Minnesota (11/24), his return led to a Lions' field goal . . . Provided the winning points with a 78 yard punt return for a TD at Green Bay (12/15), the game in which the Lions clinched the NFC Central Division title, the return was the second longest of his career and his longest as a Lion, it was his first TD as a Lion and the second of his career. **1990:** It was truly a Pro Bowl season for Gray as he made his first appearance in the post-season classic . . . Named All-Pro by the AP, UPI, PFWA, Pro Football Weekly, Sporting News, College & Pro Football Weekly, and Football News . . . Finished second in the NFC in kickoff returns (22.9 average on 41 returns) and placed third in the conference in punt returns (10.6 yard average on 34 returns) . . . His 939 kick return yards were the third-most ever recorded by a Lion in a single season . . . In the season opener against Tampa Bay (9/9), Gray returned

one kickoff 45 yards and another, which he caught six yards deep in the endzone, 65 yards . . . Fielded two kickoffs for 45 yards and returned three punts for 77 yards, including a season-long 39-yarder, at Minnesota (10/7) . . . Raced 92 yards untouched for an apparent KOR touchdown at New Orleans (10/28), but the effort was wiped out by a holding penalty . . . Set up two Lions TD's with kickoff returns of 49 (on the game's opening play) and 44 yards in Detroit's Monday Night contest against the Raiders (12/10). **1989:** Led the NFC and finished second in the NFL in kickoff returns with a 26.7-yard average on 24 returns in his first season with the Lions . . . Returned 11 punts for 76 yards (6.9 avg.) before suffering a separated shoulder vs. Pittsburgh (10/1) . . . Missed six games following the injury . . . Against the Bears (9/24), he returned six kickoffs for 165 yards (27.5 avg.) and gained 14 yards on a reverse . . . In his only start of the season, sustained a shoulder separation in the fourth quarter vs. Pittsburgh (10/1) when hit by OLB Greg Lloyd on a crossing pattern in the end zone . . . Prior to the injury, he returned two kickoffs for 73 yards and four punts for 40 yards . . . De-activated in Weeks 5-9 . . . Returned to action vs. Green Bay (11/12) and responded with four kickoff returns for 120 yards, including a season-long 57-yarder . . . Missed the Chicago (12/10) contest with a bruised thigh muscle . . . Took the opening kickoff four yards deep vs. Tampa Bay (12/17) and returned it 37 yards . . . Named to Pro Football Weekly All-NFC as a return specialist. **1988:** Finishing as the NFL's second-leading punt returner with a 12.2 yard average and seventh in the NFC in kickoff return average with 20.9 yards per return . . . Led New Orleans to the league lead in team punt return average (11.8) . . . Returned a punt 66 yards for a TD vs. Denver (11/20), which broke the oldest standing team record (since 1968) in a 42-0 romp of the Broncos . . . The all-time Saints' punt return leader and third-ranked in club annals in kickoff returns. **1987:** Led the NFL in punt returns in his first season of performing that task, and earned All-Star honors from The Sporting News . . . His longest return was an 80-yarder against Tampa Bay (12/6) . . . He also averaged 21.2 yards on kickoffs, as well as rushing for 37 yards on eight carries and gaining 30 yards on six receptions. **1986:** Gray dazzled Superdome crowds with his electrifying kickoff returns (32 for 886 yards, 27.7 average) enroute to placing second in the league and gaining All-Star mention from The Sporting News . . . Scored his first NFL touchdown on a 101-yard kickoff return against San Francisco (9/21), setting a new team record in his third game as a pro . . . Also saw limited action in the backfield, rushing for 29 yards on six attempts and catching two passes for 45 yards.

COLLEGE and PERSONAL: Gray led Purdue in rushing his last two seasons . . . had 1,765 yards and 15 TDs during his two-year career, following a transfer from Coffeyville (Kan.) Junior College . . . Earned second-team All-Big Ten honors as a junior . . . Gray prepped at Lafayette High in Williamsburg, Va., . . . Mel, his wife, Yvette, and children Melanie, 6, and Devon, 4, live in Chandler, Arizona during the off-season . . . His full name is Mel Gray.

GRAY'S CAREER BESTS

Punt Return: *80 vs Tampa Bay (12/6/87)

Kickoff Return: *101 at San Francisco (9/21/86) (* with New Orleans)

Receptions: 2 four times (last: vs Green Bay, 9/8/91)

Longest Rec.: 38 at St. Louis (11/16/86)

GRAY'S PRO STATISTICS

Year	PUNT RETURNS					KICKOFF RETURNS					RECEIVING				
	No.	Yds.	Avg.	Lg.	TD	No.	Yds.	Avg.	Lg.	TD	No.	Yds.	Avg.	Lg.	TD
1986(N.O.)	0	0	0.0	0	0	31	886	27.7	101	1	2	45	22.5	38	0
1987(N.O.)	24	352	14.6	80	0	32	636	21.2	43	0	6	30	5.0	38	0
1988(N.O.)	25	305	12.2	66	1	32	670	20.9	39	0	0	0	0.0	0	0
1989	11	76	6.9	15	0	24	640	26.7	57	0	2	47	23.5	30	0
1990	34	362	10.6	39	0	41	939	22.9	65	0	0	0	0.0	0	0
1991	25	385	15.4	78	1	36	929	25.8	71	0	3	42	14.0	31	0
TOTALS	119	1480	12.4	80	2	196	4700	24.0	101	1	13	164	13.4	38	0

86 WIDE RECEIVER Willie Green

Mississippi 2nd Year HT: 6-2 WT: 179

Born: 4-2-66 D-8a in '90

GAMES PLAYED/STARTED: 1991 (16/15) [2/2] **TOTAL:**
(16/15) [2/2]



PRO: A tall, swift receiver, Green perfectly fits the Lions' offense as a wideout . . . Precise with the running of his routes, he has the quickness to go deep or the ability to cut sharply into the open field . . . Selected by the Lions in the eighth round of the 1990 NFL Draft . . . Green was Detroit's ninth pick that year and the 194th selection overall. **1991:** Emerged as a very solid and productive receiver in his first season . . . Led the team in TD receptions with 7 . . . Caught 39 passes for 592 yards, placing him third on the club in receiving yards . . . Won a starting job with a good preseason . . . Started at "X" receiver in his first professional game, the season opener at Washington (9/1), made one catch for 16 yards . . . Scored his first NFL TD on a 12-yard toss from Rodney Peete vs. Green Bay (9/8), had three catches for 39 yards . . . Found the end zone for the second consecutive game as he and Rodney Peete hooked up on a 26-yarder vs. Miami (9/15) . . . Only caught one pass but made it count as he scored on an 11-yard pass from Erik Kramer (9/22) . . . Extended his streak of games with a TD reception to four vs. Tampa Bay (9/29) . . . Set a career-high with seven receptions, good for 73 yards and caught a touchdown pass for the fifth straight game vs. Minnesota (10/6) . . . Saw his TD streak broken as he did not catch a pass at San Francisco (10/20) . . . Got back on track as he led the team with four receptions for 57 yards and caught a TD pass vs. Dallas (10/27) . . . Tied for the team lead with four catches for 52 yards vs. L.A. Rams (11/17) . . . Connected with Erik Kramer for the longest reception of his career, a 73-yarder that went for a TD vs. N.Y. Jets (12/8) . . . Caught two pass for 47 yards in the regular season finale at Buffalo (12/22) . . . Enjoyed the finest afternoon of his career as he set career highs with 8 receptions and 115 yards, he reached paydirt twice, also a career high, in the NFC Divisional Playoff Game vs. Dallas (1/5) . . . Scored the Lions' only TD on an 18-yard pass from Erik Kramer and caught four passes for 54 yards at Washington in the NFC Championship Game (1/12). **1990:** Spent his entire rookie campaign on injured reserve.

COLLEGE and PERSONAL: With 127 catches, he finished his career second on the Rebels' all-time reception list and one shy of the all-time leader . . . Also finished second with 12 career touchdown receptions . . . He caught at least one pass in every game, extending his Rebel record to 36 consecutive games . . . Runs a 4.5 40-yard dash and has a 32 inch vertical leap . . . Caught 41 passes for 816 yards (19.9 avg.) and three touchdowns in his senior year . . . Scorched Georgia for 161 yards on six receptions in a Rebel 17-13 victory . . . His efforts earned him second team All-Southeastern Conference by the Associated Press and All-America honorable mention by The Football News . . . Caught 38 passes for 648 yards (17.1 avg.) and four TDs as a junior . . . Played in every game and started six contests during his sophomore season . . . Earned first team Freshman All-America by Football News . . . Majored in management at Mississippi . . . Lettered twice in football and baseball at Clarke Central (Ga.) HS . . . Transferred to Tennessee Military Academy his senior year and set school records with 92 receptions for 1,875 yards and 17 TDs . . . He has three children: Dionte, 6, Dontellis, 4, and Erin, 2 . . . Given name is Willie Aaron Green.

GREEN'S CAREER BESTS

Receptions: 8 vs Dallas (1/5/92 - playoffs)
Rec. Yards: 115 vs Dallas (1/5/92 - playoffs)
Long Rec.: 73t vs NY Jets (12/8/91)
Touchdowns: 2 vs Dallas (1/5/92 - playoffs)

GREEN'S PRO STATISTICS

Year	No.	Yards	Avg.	Long	TD
1991	39	592	15.2	73t	7
TOTAL	39	592	15.2	73t	7
Playoffs	12	169	14.1	31t	3



Tennessee 3rd Year HT: 6-3 WT: 260
Born: 12-18-67 D-7 in '90

GAMES PLAYED/STARTED: 1990 (16/0); 1991 (16/14)
[2/2] TOTAL: (32/14) [2/2]



PRO: Showed a lot of promise as he started 14 games in only his second year in the NFL . . . Talented young player contributed in his first season . . . A big-play performer whose ability to pressure the passer is one of his biggest assets . . . Detroit's seventh-round selection (and the Lions' eighth pick) in the 1990 NFL Draft . . . Hayworth was the 174th selection overall. **1991:** Started 14 games and played well as he took over for the injured Mike Cofer at the right outside linebacker spot . . . Made 43 tackles (26 solo) and added two sacks, intercepted one pass and recovered two fumbles, one of which he returned for a TD . . . Contributed two tackles as a substitute in the first game of the season at Washington (9/1) . . . Found himself in the starting lineup for the first time as a professional as he replaced the injured Cofer vs. Green Bay (9/8), made two stops in addition to one special teams tackle . . . Did not make a tackle in a back-up role vs. Miami (9/15) . . . Returned to the starting lineup to stay at Indianapolis (9/22), credited with three solo tackles . . . Intercepted a pass for the first time in his career, setting up the Lions' second TD, which came on the subsequent play, vs. Tampa Bay (9/29) . . . Accounted for 5 tackles vs. Minnesota (10/6) . . . Contributed three tackles (2 solo) at San Francisco (10/20) . . . Registered four tackles and shared a sack with Lawrence Pete at Minnesota (11/24) . . . Scooped up a fumble and raced 28 yards for the first TD of his career vs. N.Y. Jets (12/8), also credited with three tackles and half of a sack . . . Established a career-high with six tackles (4 solo) at Green Bay (12/15) . . . Made one sack and one solo tackle in the last regular season contest at Buffalo (12/22) . . . Accounted for one sack and three tackles (1 solo) in the NFC Divisional Playoff Game vs. Dallas (1/5) . . . Recorded two solo tackles in the NFC Championship Game at Washington (1/12). **1990:** A standout on the Lions' special teams as a rookie . . . Third on the club in special teams tackles with 10 . . . Finished with 21 total tackles including 18 solos . . . Registered four sacks for 34 yards in losses . . . Also forced two fumbles and recovered one loose ball . . . Talled two Don Majkowski sacks for losses of 18 yards, then forced a Majkowski fumble and recovered it in the third quarter against the Packers (9/30) . . . Posted a career-high four tackles against the Raiders (12/10) including a Jay Schroeder sack for -9 yards . . . Had three

Continued

tackles and a sack of Peter Tom Willis in Detroit's 38-21 win over the Bears (12/16).

COLLEGE and PERSONAL: Played well both at outside linebacker and defensive end and has good pursuit ability . . . Accounted for 154 career tackles (93 unassisted) and 12 1/2 sacks . . . Received second team All-Southeastern Conference recognition following his senior season, while starting every game at right defensive end . . . Tallied 62 tackles (36 unassisted) with 4 1/2 sacks and one fumble recovery in his final year, including a 10-tackle effort vs. Georgia . . . As a junior, totaled 56 tackles (29 unassisted) and one sack . . . Majored in industrial arts at Tennessee . . . Played linebacker, tailback, defensive end and strong safety at Franklin County (Tenn.) HS . . . Also lettered in basketball and baseball . . . Owns a pet cougar which he keeps at his home in Tennessee . . . Given name is Tracy Keith Hayworth.

HAYWORTH'S CAREER BESTS

Tackles: 6 at Green Bay (12/15/91)

Sacks: 2 vs Green Bay (9/30/90)

HAYWORTH'S PRO STATISTICS

	Total	TACKLES Solo	Assists	Sacks No./Yards	Fumbles Rec./For.
1990	21	18	3	4/34	1/2
1991	43	26	17	2/14	2/0
TOTAL	64	44	20	6/48	3/2
Playoffs	5	3	2	1/6	0/0



Albany State 3rd Year HT: 6-5 WT: 285

Born: 4-12-66 FA in '90

GAMES PLAYED/STARTED: 1990 (7/0); 1991 (16/0) [2/0]

TOTAL: (23/0) [2/0]



PRO: Showed great promise in his short stint with the Lions in 1990 and came on to make a strong contribution in '91 . . . Could make a push for more playing time in '92 . . . Strong pass-rushing end has surprising foot-speed for a man who stands 6-5, 285-pounds . . . Signed with Detroit as a free agent at mid-season in 1990. **1991:** Led the team in sacks with 6.0 for 53 yards, playing primarily in nickel and dime defenses . . . Accounted for 16 tackles (14 solo), one on special teams . . . Recorded two sacks for 14 yards, one of which forced the Colts to punt setting up a Lions' TD, and added two solo tackles at Indianapolis (9/22) . . . Recovered a fumble for the first time in his career vs. Tampa Bay (9/29) . . . Sacked Troy Aikman on third down to end the Cowboys' first possession of the game vs. Dallas (10/27) . . . Made a sack to force a punt and the Lions scored on the subsequent possession at Chicago (11/3) . . . Recorded his fifth sack of the season and added one solo tackle vs. N.Y. Jets (12/8) . . . Notched his sixth sack at Buffalo (12/22) . . . Sacked Troy Aikman in the final seconds of the first half in the NFC Divisional

Playoff Game vs. Dallas (1/5) . . . Did not make a tackle in the NFC Championship Game at Washington (1/12). **1990:** Gave the Lions' defensive unit some much-needed depth as injuries took their toll on Detroit — particularly the defense — in '90 . . . Came on to post seven tackles, all of them solos, in seven games . . . Three of those tackles were quarterback sacks totaling 20 yards in losses . . . The first tackle of his pro career was a John Elway sack for -8 yards in Detroit's 40-27 Thanksgiving Day win over Denver (11/22) . . . Hunter finished with two tackles against the Broncos . . . Registered two more stops and a 6-yard sack of Jim Harbaugh against the Bears (12/16) . . . Also had two tackles and pinned Seattle's Dave Krieg for a 6-yard loss in the season finale.

COLLEGE and PERSONAL: Outstanding defensive player who earned all-league honors at Albany State . . . A dominant collegiate player, Hunter was named his team's Most Valuable Player as a senior . . . Four-year letterman on the Albany State grid team . . . Given name is Jeff Hunter.

HUNTER'S CAREER BESTS

Tackles: 3 at Indianapolis (9/22/91)

Sacks: 2 at Indianapolis (9/22/91)

HUNTER'S PRO STATISTICS

Year	Total	TACKLES		Sacks No./Yards	Fumbles Rec./For.
		Solo	Asst.		
1990	7	7	0	3/20	0/0
1991	16	14	2	6/53	1/0
TOTAL	23	21	2	9/73	1/0
Playoffs	1	1	0	1/9	0/0



Cincinnati 6th Year HT: 6-1 WT: 228

Born: 9-30-62 SD-2 in '84

GAMES PLAYED/STARTED: 1987 (12/0); 1988 (16/11); 1989 (11/6); 1990 (14/7); 1991 (16/16) [2/2] **TOTAL:** (69/40) [2/2]



PRO: Established himself as one of the better linebackers in the league with outstanding performance in '92 . . . An explosive player, Jamison has displayed the ability to make the big play . . . Can play either outside linebacker position . . . Jamison has 255 career tackles, 14.5 sacks and six interceptions, including one for a touchdown . . . Excelled in the USFL with two championships with the Philadelphia/Baltimore Stars in 1984 and '85 . . . Named to the All-Rookie team his first USFL season . . . Was Detroit's second-round selection in the 1984 USFL supplemental draft . . . Signed as a free agent during the 1986 training camp. **1991:** Outstanding season was culminated when his teammates elected him the Lions' Defensive MVP . . . Ranked among the team leaders in nearly every defensive category . . . Compiled 86 tackles (67 solo), 4.0

Continued

sacks, 3 int.'s, 5 pass defenses, two forced fumbles and one fumble recovery . . . Made four solo tackles batted down one pass at Washington (9/1) . . . Tallied four tackles (3 solo), one sack and defended a pass vs. Green Bay (9/8) . . . Led the team with eight tackles (7 solo) and made one special teams tackle vs. Miami (9/15) . . . For the second consecutive week he was the team's leading tackler with seven (6 solo) and registered one sack at Indianapolis (9/22) . . . Sacked Chris Chandler with less than a minute to go in the first half and the Buccaneers driving vs. Tampa Bay (9/29), also accounted for five tackles (3 solo) . . . Once again led the Lions in tackles with nine (6 solo) vs. Minnesota (10/6) . . . Recorded six solo tackles . . . Intercepted a pass that set up the Lions' final TD and defended one pass to go along with three tackles . . . Totaled four solo tackles, recovered one fumble and defended one pass at Chicago (11/3) . . . Recorded one solo tackle at Tampa Bay (11/10) . . . Made seven tackles (4 solo) vs. L.A. Rams (11/10) . . . Contributed seven tackles (6 solo) and forced a fumble . . . Accounted for two turnovers as he forced a fumble in the first quarter which helped set up the Lions' only TD and intercepted a pass which led to the Lions' last field goal vs. Chicago (11/28), added five tackles (4 solo) . . . Turned in his finest performance of the season as he led the team in tackles with nine solo, he sacked Ken O'Brien on third down to force a punt and the Lions scored their third TD three plays later, intercepted a pass and defended a pass . . . Contributed four assists at Green Bay (12/15) . . . Made three solo tackles as the Lions wrapped up the regular season at Buffalo (12/22) . . . Tallied six tackles (5 solo) vs. Dallas (1/5) in the NFC Divisional Playoff Game . . . Recorded five solo tackles at Washington in the NFC Championship Game (1/12). **1990:** Played well early and late in the season, but was hampered much of the campaign with a bruised shoulder . . . Finished the season with 43 tackles (39 solos) . . . Posted five tackles in the opener versus Tampa Bay (9/9), then registered five stops with a sack of QB Chris Miller the following week (9/16) against Atlanta . . . Collected two tackles before injuring his shoulder in Week 3 at Tampa (9/23) . . . Saw limited action throughout the middle portion of the schedule, then regained his starting linebacker spot Week 14 when he made six tackles against the Raiders (12/10) . . . Registered a team- and season-high eight solo tackles the following week in Detroit's 38-21 win over Chicago (12/16) . . . At Green Bay (12/22), Jamison had four tackles, recorded a Blair Kiel sack (-5 yards) and recovered Kiel's subsequent fumble on the play. **1989:** Reported to training camp in the best shape ever and with lofty expectations as the incumbent at left outside linebacker . . . Sustained a severe ankle injury vs. Cleveland (8/12) in the first preseason game which shelved him until Week Two of the regular season at N.Y. Giants (9/17) . . . Played sparingly on special teams against New York . . . Jamison received the starting nod in place of the injured Michael Cofer at Minnesota (10/8) (and the next three games) and responded with six solo tackles . . . At home against Minnesota (10/22), he registered his first sack of the season and scored six tackles . . . With Cofer's return to the lineup at Green Bay (10/29), he reverted to a reserve role . . . However, he started the following week at Houston (11/5) and contributed two solo tackles . . . Jamison charted five tackles, a sack and a pass defended vs. Green Bay (11/12) . . . Despite a knee injury at Cincinnati (11/19) which sidelined him the rest of the season, he recorded five solo tackles and one assist . . . Concluded the season with 33 tackles (27 unassisted) and two sacks. **1988:** His diligence and determination turned a valuable special teams performer into an outstanding pro linebacker . . . The misfortune of previous starter Jimmy Williams (knee injury) turned into a blessing for Jamison, who posted career numbers in every category . . . Williams' injury enabled him to become one of the Lions' surprises of '88 . . . Jamison's 77 tackles placed him fifth on the team and he turned in a personal game-high 14 against Minnesota (11/24) . . . In addition to his 5 1/2 sacks (four on team), Jamison also tied for the team lead in interceptions with three (along with Devon Mitchell) and finished third in fumble recoveries with three . . . Jamison scored two TDs and was the only Lions' player to score by return and the only NFC player to score twice by return . . . The first came in season-opener vs. Atlanta (9/4) when he recovered a fumbled punt by James Matthews and returned it four yards for the TD; the second occurred (11/6) on a great athletic 52-yard interception return off Minnesota's Wade Wilson . . . That play was Jamison's first career interception . . . He was one of the few bright spots in Detroit's Thanksgiving Day (11/24) loss to the Vikings, recording 14 tackles (12 solos) . . . Because of his effort in the month of November, Jamison was honored as the TUMS Neutralizer of the Month . . . He also finished second in special teams minutes with 153.3. **1987:** Played in 12 games, seeing action primarily on the special teams . . . Jamison tied Paul Butcher in special teams minutes with 112.7 . . . He totaled 16 tackles (11 solos), one sack, one pass defended and a safety

... His first NFL sack came courtesy of the Broncos' Gary Kubiak at Denver (11/1) ... He was credited with two points after pinning Green Bay's Walter Stanley in the end zone for a safety (10/25) ... A free agent in 1986, he sustained an Achilles injury in training camp and was placed on the injured reserve list for all of '86.

COLLEGE and PERSONAL: Jamison, who was originally recruited for play fullback at the University of Cincinnati, switched to defensive tackle as a sophomore and a junior ... As a senior (1983), he was named to the All-Metro team after placing third on the team in tackles with 62 ... Graduated with honors in human resource development from the University of Detroit in May '90 ... Became the first pro athlete to earn a U-D degree through the Cooperative Education Program ... Interned as a career placement counselor ... Single ... Lives in Rochester Hills ... His full name is George R. Jamison Jr.

JAMISON'S CAREER BESTS

Tackles: 14 vs Minnesota (11/24/88)

Sacks: 2 at Tampa Bay (12/18/88)

Int. Return: 521 at Minnesota (11/6/88)

JAMISON'S PRO STATISTICS

Year	TACKLES			Sacks No./Yards	Interceptions No./Yards	Fumbles Rec./For.
	Total	Solo	Asst.			
1987	16	11	5	1.0/8	0/0	0/0
1988	77	66	11	5.5/47	3/56 (1 TD)	3/1
1989	33	27	6	2.0/18	0/0	0/0
1990	43	39	4	2.0/14	0/0	0/1
1991	86	67	19	4.0/30	3/52	1/2
TOTAL	255	210	45	14.5/114	6/108 (1 TD)	4/4
Playoffs	12	11	1	0.0/0	0/0	0/0



CORNERBACK
Melvin Jenkins



Cincinnati 6th Year HT: 5-10 WT: 173

Born: 3-16-62 FA in '91

GAMES PLAYED/STARTED: 1987 (12/1) [1/0]; 1988 (16/16) [1/1]; 1989 (16/3); 1990 (16/0); 1991 (16/16) [2/2] **TOTAL:** (76/36) [4/3]

PRO: Stepped right into the starting lineup and was a big factor in the Lions' vastly improved secondary play in 1991 ... Has the best coverage ability of the Lions' defensive backs and his veteran savvy provided stability in the secondary ... An established NFL cornerback, Jenkins signed with the Lions as a Plan B free agent in 1991 ... Spent three seasons in the CFL with the Calgary Stampeders before signing with the Seahawks as a free agent in May, 1987 ... Of his 20 starts with Seattle, 11 were at right cornerback and nine at left ... Posted 187 tackles and grabbed seven interceptions in his four seasons with Seattle ... Had 11 interceptions in his CFL

Continued

career, returning three for touchdowns, including a 112-yarder versus Winnipeg . . . Also returned 49 punts for an 8.8 yard average and 21 kickoffs for a 20.1 yard mark while with Calgary. **1991:** Contributed both on defense and on special teams . . . Led the Lions with 22 special teams tackles . . . Tied for fourth with 86 tackles (74 solo) . . . His 14 pass defenses were second on the team and he had one sack . . . Made two solo tackles as he started his first game as a Lion in the season opener at Washington (9/1) . . . Tipped a pass that was intercepted by Bennie Blades on the last play of the game vs. Green Bay (9/8) . . . Turned in a strong performance vs. Miami (9/15), made seven tackles (4 solo) and defended two passes, one in the end zone in the fourth quarter which forced Miami to kick a field goal . . . Made five tackles, three on special teams at Indianapolis (9/22), tackled the Colts punt returner inside the Colts' one-yard line setting up a Lions' safety on the next play . . . Broke up a pass on the Vikings' final drive as the Lions hung on to win vs. Minnesota (10/6), made three tackles, one on special teams . . . Tied a career high with 12 solo tackles and defended one pass at San Francisco (10/20) . . . Accounted for seven solo tackles and one pass defense vs. Dallas (10/27) . . . Recorded six solo tackles at Minnesota (11/24) . . . Totaled nine tackles (8 solo) including five on special teams and scooped up teammate George Jamison's fumble and raced 15 yards to the Bears' 20-yard line to set up a Lions' field goal in the fourth quarter vs. Chicago (11/28) . . . Recorded his only sack of the season and caused a fumble on the same play setting up a Lions field goal vs. N.Y. Jets (12/8), added seven tackles (six solo) . . . Tied his career-high as he led the team with 12 tackles (5 solo), including three on special teams and defended three passes at Green Bay (12/15) . . . Scored his first touchdown in the NFL when he returned an interception 41 yards vs. Dallas in the NFC Divisional Playoff Game vs. Dallas (1/5), made six tackles (4 solo), including one on special teams and defended one pass in the contest . . . Credited with five tackles (4 solo) in the NFC Championship Game at Washington (1/12). **1990:** Registered 22 tackles and had one interception in 16 games . . . Did not start a game for the first time in his career . . . Two of his 22 stops were special teams tackles . . . Also credited with two forced fumbles . . . His final game as a Seahawk was against the Lions (12/30), but Jenkins did not record a tackle in that contest. **1987-89:** Had 41 tackles and three interceptions in 12 games with Seattle in '87 . . . Picked off a pass and had 12 tackles in the 1987 AFC First-Round Playoff Game at Houston and had a fumble recovery at Cincinnati in the 1988 AFC divisional playoffs . . . Started all 16 regular season games in 1988 when he recorded a career-high 74 tackles to go with three interceptions, four forced fumbles and one fumble recovery . . . Posted 50 tackles, including nine in one meeting with Phoenix, and earned three starts in 16 games with Seattle in '89.

COLLEGE and PERSONAL: Played two seasons (1982 and '83) at the University of Cincinnati after transferring from Hinds Junior College in Raymond, Mississippi . . . Attended Wingfield High School in Jackson, Mississippi, lettering in football, track and soccer . . . Melvin and his wife, Alice, have a son, Melvin Jr., and a daughter, Melantha . . . Given name is Melvin Jenkins.

JENKINS' CAREER BESTS

Tackles: 14 at Kansas City (12/27/87)

Int. Return: 41 vs Dallas (1/5/92 - playoffs)

JENKINS' PRO STATISTICS

Year	Tackles	Sacks No./Yards	Interceptions No./Yards	Fumbles Rec./For.
1987 (Sea)	41	0/0	3/46	0/0
1988 (Sea)	74	0/0	3/41	1/4
1989 (Sea)	50	0/0	0/0	1/2
1990 (Sea)	22	0/0	1/0	0/2
1991	86	1/10	0/0	0/2
TOTALS	273	1/10	7/87	2/10
Playoffs	22	0/0	2/69	1/0



TIGHT END Jimmie Johnson



Howard 4th Year HT: 6-2 WT: 248

Born: 10-6-66 FA in '92

GAMES PLAYED/STARTED: 1989 (16/0); 1990 (16/5)
[2/0]; 1991 (6/0) **TOTAL:** (38/5) [2/0]

PRO: Big-play receiver from the tight end position . . . Soft hands with good speed should make for a good target, even in long-yardage situations . . . Has developed into an improved blocker as a pro . . . Signed as a Plan-B free agent by Detroit after three seasons with the Redskins.

1991: Caught touchdown passes in each of the first two games of the season . . . First TD came against Detroit in the Sunday Night TNT opener at RFK (9/1) when he grabbed a four-yarder from Mark Rypien . . . Tallied his second TD the following week in a Monday Night contest at Dallas (9/9) . . . Suffered neck injury in Week 6 at Chicago, forcing Johnson on injured reserve for remainder of Washington's championship season. **1990:** Caught his first career TD at the Silverdome in Washington's 41-38 overtime win (11/4) . . . Added another TD grab against the Dolphins . . . His 14.5 yard average per catch was second on the team . . . Ten of his 15 receptions went for first downs. **1989:** Had a 39-yard reception against the Raiders as a rookie, his longest of the year . . . Made an acrobatic 24-yard, one-handed grab in a victory over Philadelphia.

COLLEGE and PERSONAL: All-MEAC performer as a senior at Howard, catching 31 passes for 546 yards and nine touchdowns . . . Finished college career with 74 receptions for 1,229 yards (16.1 yard average) and 16 touchdowns as a standup tight end . . . Has served as a spokesperson for the national DARE program . . . Lists photography as a favorite hobby . . . A native of Augusta, Georgia, he attended T.W. Josey High School . . . Graduated from Howard with a degree in consumer studies . . . Has a son, Jimmie III, born in December, 1991 . . . Born 10/6/66.

JOHNSON'S CAREER BESTS

Receptions: 2, five times

Yards: 55 vs New Orleans (11/18/90)

Touchdowns: 1, four times

Long Rec.: 39 vs LA Raiders (10/29/89)

JOHNSON'S PRO STATISTICS

RECEIVING

Year	Rec.	Yards	Avg.	Long	TD
1989 (Wash)	4	84	21.0	39	0
1990 (Wash)	15	218	14.5	35	2
1991 (Wash)	3	7	2.3	4	2
TOTAL	22	309	14.0	39	4



LINEBACKER
Victor Jones



Virginia Tech 5th Year HT: 6-2 WT: 250

Born: 10-19-66 FA in '89

GAMES PLAYED/STARTED: 1988 (8/0); 1989 (11/9); 1990 (16/5); 1991 (10/0) [2/1] **TOTAL:** (45/14) [2/1]

PRO: A steady, dependable linebacker and top-flight special teams performer . . . Proven pro gives the Lions outstanding depth at inside linebacker . . . Slowed by a hamstring injury through the first half of the 1991 season, but regained form late in the year and started in place of the injured Dennis Gibson in Detroit's divisional playoff battle against Dallas . . . Enters the 1992 season with 110 career tackles (91 solo) and three fumble recoveries . . . Originally a 12th round draft choice by Tampa Bay in the '88 draft, he was the Lions' first-ever Plan B free agent signee in '89. **1991:** Hamstring injury suffered in final pre-season contest against Pittsburgh (8/23) sidelined Jones until after Detroit's bye week . . . Saw first action at San Francisco (10/20) where he recorded three solo tackles, two of them coming on special teams . . . Played in each of the final 10 games of the regular season and Detroit's two post-season contests . . . Contributed three stops at Chicago (11/3) . . . Starting in place of the injured Dennis Gibson (knee), Jones had four tackles and a fumble recovery in the Lions' 38-6 playoff win over the Cowboys (1/5). **1990:** Capped his second full season as a Detroit Lion with 44 tackles, including 40 solos, with one QB sack and one pass defended . . . Played primarily on special teams until an injury to Dennis Gibson (vs. Denver on Thanksgiving Day) thrust Jones into a starting role at linebacker . . . Recorded seven solo shots and one assist against the Broncos . . . Started for the first time at Chicago (12/2) and responded with seven tackles and one pass defended . . . Tallied six stops while recording his first NFL interception (off Jay Schroeder) and his first NFL sack (also Schroeder) in Detroit's Monday Night game against the Raiders (12/10). **1989:** Finished ninth on the team in tackles with 50 (35 unassisted) and also contributed two fumble recoveries . . . A starter in nine of the 11 games played . . . Stepped into the starting lineup in Week Two at N.Y. Giants (9/17) with an injury to Dennis Gibson . . . Responded with a team-high nine tackles in his first NFL start . . . Accounted for three tackles vs. Chicago (9/24) . . . Tallied seven tackles vs. Pittsburgh (10/1) . . . Spearheaded the defensive effort at Minnesota (10/8) with a career-high 10 tackles . . . Recorded seven tackles in his first action against his former teammates at Tampa Bay (10/15) . . . Registered two solo tackles vs. Minnesota (10/22) and five solo stops and a fumble recovery at Green Bay (10/29) . . . Shared a team-high nine tackles at Houston (11/5) . . . Sustained a severe turf-toe injury vs. Green Bay (11/12) in the first quarter . . . De-activated in Weeks 11-15 due to the toe injury. **1988:** Saw limited action with the Tampa Bay Buccaneers . . . Totalled three tackles in his first NFL season.

COLLEGE and PERSONAL: Lettered four seasons at Virginia Tech, where he finished his career with 146 tackles, eight tackles for losses and three sacks . . . He capped off his senior season with a career-high 62 tackles . . . His college roommate was NBA Charlotte Hornets guard Del Curry . . . Jones participated in football, baseball and basketball at Peary (Rockville, Md.) HS . . . His full name is Victor Pernell Jones.

JONES' CAREER BESTS

Tackles: 10 at Minnesota (10/8/89)

Sacks: 1 vs LA Raiders (12/10/90)

JONES' PRO STATISTICS

Year	Total	TACKLES		Sacks No./Yds.	Ints. No./Yds.	Fumbles Rec./Fum.
		Solo	Asst.			
1988 (TB)	3	3	0	0/0	0/0	0/0
1989	50	35	15	0/0	0/0	2/1
1990	44	40	4	1/0	1/0	0/0
1991	13	13	0	0/0	0/0	1/0
TOTAL	110	91	19	1/0	1/0	3/1
Playoffs	4	2	2	0/0	0/0	1/0



QUARTERBACK

**Erik
Kramer**

North Carolina St. 3rd Year HT: 6-1 WT: 195

Born: 11-6-64 FA in '90

GAMES PLAYED/STARTED: 1987 (3/2); 1991 (13/8) [2/2]

TOTAL: (16/10) [2/2]



PRO: Embodied the Lions' storybook season of 1991, starting the year as an unknown commodity and emerging as a force in the NFL's playoff picture . . . Began the 1991 training camp as Detroit's third-string quarterback and capped off the campaign as the Lions' starting QB in the NFC Championship Game . . . Used heady play, strong arm, and patience — both on and off the field — to rise from free-agent journeyman to proven NFL signal-caller . . . Joins Rodney Peete, Andre Ware and Chuck Long to give the Lions a strong group of talented quarterbacks . . . Signed with the Lions as a free agent in 1990. **1991:** Took the reins from starting QB Rodney Peete when Peete suffered a season-ending Achilles tendon injury against the Cowboys (10/27), and guided Detroit to eight wins in 11 outings, including a string of six consecutive wins to close out the regular season . . . Followed that with a record-breaking performance in Detroit's 38-6 thumping of Dallas in the NFC Divisional Playoffs (1/5) . . . Earned a spot on the All-Madden Team . . . Emerged as the second-string quarterback following a steady performance during the pre-season . . . Attempted and completed the first two passes of his Lions career in Detroit's 33-24 win at Indianapolis (9/22), including an 11-yard TD strike to Willie Green . . . Replaced Peete on Detroit's opening drive against the Cowboys (10/27), completing 9-of-16 passes for 108 yards and two touchdowns . . . Made his first start at Chicago (11/3), hitting 19-of-40 passes for 218 yards, one TD and two interceptions . . . Completed 20-of-30 for 248 yards and rushed for his first TD the following week at Tampa (11/10) . . . Enjoyed outstanding outing versus the Rams (11/17), completing 15-of-25 for 185 yards and three touchdowns in the first of seven consecutive Lions victories . . . Hooked up with Willie Green for the longest pass of their careers, a 73-yard TD bomb in a 34-20 win over the Jets (12/8) . . . Error-free performance in playoff-clinching win at Green Bay (12/15), hitting 14-of-19 for 131 yards and two TDs . . . Established Detroit playoff records for completions and passing yardage in the Lions' 38-6 post-season win against Dallas (1/5), completing 29-of-38 passes for 341 yards, three TDs and no interceptions. Kramer was named NFC Offensive Player of the Week for that performance against the Cowboys . . . Connected on 21-of-33 passes for 249 yards and one TD with one interception in the NFC

Continued

Championship contest at Washington (1/12). **1990:** Signed as a free agent by the Lions after Kramer had contacted the club with regards to a quarterback job . . . Was impressive during the '90 preseason, showing great arm strength in connecting on 12-of-26 passes for 208 yards, one TD and one interception . . . Also rushed four times for 20 yards, but sustained a shoulder injury versus the Chiefs . . . Was placed on injured reserve after making the 47-man roster. **1988-89:** Spent two seasons in the CFL . . . Missed the 1989 season due to a knee injury sustained in the Calgary Stampeders' training camp . . . Connected on 62-of-153 passes for 964 yards, five TDs and 13 INTs in five '88 games. **1987:** Signed as a free agent after the college draft by the New Orleans Saints, but released at the end of training camp . . . Signed with Atlanta during the '87 players' strike and played in three replacement games . . . Impressive performances kept him on the roster for the rest of the season . . . Started the first strike game vs. Pittsburgh . . . Best outing came versus veteran Ram team when he hit 19-of-30 second half passes for 232 yards and three TDs leading Falcons to 24-20 upset win.

COLLEGE and PERSONAL: Kramer was named the 1986 ACC Player of the Year at North Carolina State where he broke eight school passing records . . . Passed for 4,757 yards and 31 touchdowns in just two seasons . . . Led the Wolfpack to an 8-2-1 regular season mark and a trip to the Peach Bowl as a senior . . . Spent two season at Pierce Junior College in California . . . Led Pierce to a 10-0 season and a berth in the Potato Bowl . . . Prepped at Burroughs (Burbank, Ca.) HS . . . Erik and his wife, Marshawn, live in Los Angeles during the off-season . . . Nicknamed "Brass" by his Lion teammates . . . Born William Erik Kramer on 11/6/64.

KRAMER'S CAREER BESTS

Attempts: 40 at Chicago (11/3/91)

Completions: 29 vs Dallas (1/5/92 - playoffs)

Percentage: 76.3, 29-38, vs Dallas (1/5/92 - playoffs)

Yards: 341 vs Dallas (1/5/92 - playoffs)

TD Passes: 3 twice (last: vs Dallas, 1/5/92 - playoffs)

Long Pass: 73t vs NY Jets (12/8/91)

KRAMER'S PRO STATISTICS

Year	PASSING							RUSHING				
	Att.	Comp.	Yds.	Pct.	TD	Int.	Lg.	No.	Yds.	Avg.	Lg.	TD
1987 (Atl)	92	45	559	48.9	4	5	33	2	10	5.0	11	0
1991	265	136	1635	51.3	11	8	73	34	26	0.7	12	1
TOTAL	357	181	2194	50.7	15	13	106	36	36	1.0	12	1
Playoffs	71	50	590	70.4	4	1	32	4	4	1.0	3	0



TIGHT END
David Little

Middle Tennessee State 9th Year Ht: 6-2 Wt: 226
Born: 4-18-61 FA in '91

GAMES PLAYED/STARTED: 1984 (10/1); 1985 (15/0);
1986 (16/5); 1987 (12/0); 1988 (10/0); 1989 (15/1); 1990 (11/0);
1991 (2/0) [2/0] **TOTAL:**(90/7) [2/0]



Continued

PRO: Versatile performer with eight NFL seasons under his belt . . . Valuable special teams player, handled long-snapping duties the last four games in 1991, including the two playoff games . . . Has 25 career receptions for 243 yards (9.7-yard average) . . . Has two career touchdowns, recovered a fumble in the end zone in '85 and caught a TD pass in '89 . . . Signed as a rookie free agent by Kansas City in 1984 . . . Has also played for Philadelphia, Denver and Phoenix . . . Signed with Lions in December, '91. **1991:** Ended the 1991 season with Detroit . . . Came to the Lions to take over long-snapping chores when Eric Sanders went down with an injury in the 14th game . . . Played on special teams in the last two regular season games and both playoff games . . . Made one tackle, on special teams, at Green Bay (12/15). **1990:** Cardinals acquired him in a trade from Denver on August 15 for an undisclosed draft pick, which turned out to be an eighth round pick in 1991 . . . Played in 11 games, mostly on special teams . . . Was the long-snapper on punts for the first three games of the season . . . Placed on injured reserve list after suffering knee injury vs. New England (11/25) . . . Totaled one tackle on kick coverage units, also played on kick return squads . . . Signed with Denver as a Plan B free agent. **1989:** Played 15 games for Philadelphia, starting one . . . Totaled eight yards on two receptions . . . Tallied six tackles and one forced fumble on special teams. **1988:** Saw action as long-snapper on punts and as third tight end . . . Deactivated in the first two games due to knee injury, then was placed on injured reserve for four weeks . . . Credited with six special teams' tackles. **1987:** Led Eagles with 27 special teams' tackles . . . Utilized as second tight end . . . Caught one pass for eight yards. **1986:** Caught a career-high 14 passes for 132 yards (9.4-yard average) . . . Started first three games due to the holdout of regular tight end John Spagnola . . . Made 22 tackles on special teams. **1985:** Signed with the Eagles as a free agent Sept. 11 . . . Totaled seven passes for 82 yards (11.7-yard average) . . . had a career-best four catches for 58 yards with a long of 28 yards at Minnesota (12/22) . . . Recorded 22 tackles on special teams. **1984:** Signed as a rookie free agent with Kansas City June 21 . . . Played in ten games . . . Went on injured reserve Nov. 6 with knee injury, missed remainder of the season . . . Caught one pass for 13 yards . . . Signed briefly with Memphis of the USFL early in the year.

COLLEGE and PERSONAL: Played two season at Middle Tennessee State . . . Caught 29 passes for 500 yards and six touchdowns . . . transferred from Kings River Junior College (Reedley, Calif.) . . . Has attended University of Pittsburgh during past off-seasons to work toward business degree . . . Was a wide receiver at Roosevelt (Fresno, Calif.) High School . . . He and his wife, Loree, reside in Fresno, California . . . His full name is David Gene Little.

LITTLE'S CAREER BESTS

Receptions: 4 (Phi.) at Minnesota (12/22/85)

Receiving Yards: 58 (Phi.) at Minnesota (12/22/85)

Longest Reception: 28 (Phi.) at Minnesota (12/22/85)

LITTLE'S PRO STATISTICS

RECEIVING					Special Teams Tackles	
Year	No.	Yards	Avg	TD	Year	No.
1984 (K.C.)	1	13	13.0	0	1984 (K.C.)	NA
1985 (Phi.)	7	82	11.7	0	1985 (Phi.)	22
1986 (Phi.)	14	132	9.4	0	1986 (Phi.)	22
1987 (Phi.)	1	8	8.0	0	1987 (Phi.)	27
1988 (Phi.)	0	0	0.0	0	1988 (Phi.)	6
1989 (Phi.)	2	8	4.0	1	1989 (Phi.)	6
1990 (Phi.)	0	0	0.0	0	1990 (Phi.)	1
1991	0	0	0.0	0	1991	1
TOTAL	25	243	9.7	1	TOTAL	85



QUARTERBACK Chuck Long

Iowa 7th Year Ht: 6-4 Wt: 217

Born: 2-18-63 FA in '91

GAMES PLAYED/STARTED: 1986 (3/2); 1987 (12/12); 1988 (7/7); 1989 (1/0); 1990 (4/0); 1991 (0/0) [1/0] **TOTAL:** (27/21) [1/0]



PRO: Veteran quarterback who re-joined the Lions at the mid-point of the 1991 season when Rodney Peete was lost for the season with an Achilles tendon injury . . . Served as back-up to starter Jim Everett with the Rams in '90 . . . Traded by Detroit to the Rams in '90 . . . Was the Lions' first round draft choice in 1986. **1991:** Inactive all eight regular season games in '91 . . . Saw action on the final play of the NFC Championship Game at Washington . . . Signed by the Lions as a free agent in '91 . . . Released by the Rams during training camp. **1990:** Played in four games . . . Threw five passes, completing one for 4 yards . . . His only completion came at Chicago (10/14) . . . Took over in fourth quarter vs. Atlanta after Rams built a 44-24 lead . . . Attempted one pass at Pittsburgh (10/29) . . . Finished the game against the Giants (11/11) but did not throw a pass. **1989:** Played in only one game for the Lions, vs. Tampa Bay (12/17) . . . Completed 2-of-5 passes for 42 yards in that contest . . . Ran the ball three times for 2 yards . . . Spent the first nine weeks of the regular season on injured reserve . . . Underwent elbow surgery (2/2). **1988:** Sat out the entire pre-season with sore elbow . . . Started the first game of the regular season vs. Atlanta (9/4), a 31-17 win . . . Suffered a slight concussion against the Rams (9/11) in the second game and was replaced . . . Had his best game of the season the following week vs. New Orleans (9/18), completing 20-of-33 passes for 274 yards and two touchdowns . . . Suffered a knee injury vs. Chicago (10/9), and spent the next five weeks on injured reserve . . . Was activated from injured reserve (11/18) but only appeared in one of the remaining five games, vs. Minnesota (11/24). **1987:** Had his best season as a professional . . . Finished the season among the top five in several of the team's season statistical categories: 416 attempts (second); 232 completions (third) and 2,598 yards (fifth) . . . Completed 11 TD passes . . . Had one of the best passing games in club history vs. Green Bay (10/25) - 33 completions (which tied Eric Hipple's team record set in 1986) on 47 attempts (fourth-highest) for a 70.2% average and 362 yards (third-best single-game total) and three TD's . . . In that game Long brought the Lions back from a 31-7 deficit to a 33-31 lead in the second half, the Packers won the game with a field goal in the last minute. **1986:** His first pass as a professional put him in the NFL record books as he connected with Leonard Thompson on a 37-yard TD pass at Tampa Bay (11/23) . . . Saw very limited playing time as a rookie (three games) following a long holdout . . . He became the first QB selected in the first round by the Lions since Greg Landry in '68.

COLLEGE and PERSONAL: One of Iowa's finest players, Long led the Hawkeyes to three bowl appearances as a starter . . . In addition to being a consensus All-American ('85) as a senior and a two-time All-Big Ten pick, Long was the Heisman Trophy runner-up to Bo Jackson in 1985 . . . He also received the 1985 Maxwell Trophy, which goes to the College Football Player of the Year as selected by the Maxwell Football Club of Philadelphia, and the '85 Davey O'Brien National Quarterback Award, sponsored by the Fort Worth (Tex.) Club . . . Long concluded his career as the Hawkeyes' and Big Ten Conference's all-time passing leader (782-of-1,203 for 10,461 yards and 74 TD's) . . . He threw for at least 200 yards in 27 college games, and his 22 consecutive completions in an '84 game at Indiana set an NCAA mark . . . Long was a seven-letter winner in football, basketball and baseball at North High School in his hometown of

Wheaton, Ill. . . . He and his wife, Lisa reside in Laguna Niguel, Cal. with their two daughters, Lindsay Ruth and Samantha Hampton . . . His full name is Charles Franklin Long Jr.

LONG'S CAREER BESTS

Passing Attempts: 48 vs. L.A. Rams (12/06/87)
Completions: 33 vs. Green Bay (10/25/87)
Completions Pct.: 70.2% vs. Green Bay (10/25/87)
Passing Yards: 362 vs. Green Bay (10/25/87)
TD: 3 vs. Green Bay (10/25/87)
Long Comp.: 53 at Atlanta (12/27/87)
Interceptions: 4 at Washington (11/15/87)

LONG'S PRO STATISTICS

	PASSING							RUSHING				
	Att.	Comp.	Yards	Pct.	TD	Int	Lg.	No.	Yards	Avg.	Lg.	TD
1986	40	21	247	52.5	2	2	34(t)	2	0	0.0	0	0
1987	416	232	2,598	55.8	11	20	53	22	64	2.9	15	0
1988	141	75	856	53.2	6	6	40	7	22	3.1	11	0
1989	5	2	42	40.0	0	0	37	3	2	0.7	6	0
1990 (L.A.) . .	5	1	4	20.0	0	0	4	0	0	0.0	0	0
1991	0	0	0	0.0	0	0	0	0	0	0.0	0	0
TOTAL . .	607	331	3,747	44.2	19	28	53	34	88	2.6	15	0
Playoffs . .	0	0	0	0.0	0	0	0	1	-1	-1.0	-1	0



RECEIVER
Aubrey Matthews

Delta State 7th Year HT: 5-7 WT: 165
Born: 9-15-62 FA in '90

GAMES PLAYED/STARTED: 1986 (4/0); 1987 (12/6); 1988 (7/2); 1989 (13/3); 1990 (13/6); 1991 (3/2) **TOTAL: (52/19)**



PRO: Speedy receiver has proven to be an ideal weapon in the slot for the Lions . . . The Lions' first 1990 Plan B signee . . . Sat out most of the 1991 season with a knee injury, but rebounded in time to play in the Lions' playoff run . . . Should hit personal milestones early this season, entering the 1992 campaign with 99 career receptions for 1,299 yards and six touchdowns . . . Caught 52 passes for 677 yards and six TDs with the USFL's Jacksonville Bulls in 1984 and '85 . . . Also returned 48 career kickoffs for 989 yards with the Bulls . . . Signed by Atlanta on Aug. 7, 1986 when the USFL folded . . . Signed by Green Bay on Nov. 2, 1988. **1991:** Starter in the season-opener at Washington (9/1) at the 'Y' (right slot) position, catching three passes for 21 yards before sustaining knee injury on the final play of the game . . . Spent the remainder of the season on injured reserve . . . Activated prior to Detroit's first playoff contest, starting in place of the injured Brett Perriman (leg) against the Cowboys (1/5), but did not catch a pass . . . Also saw action as a reserve at Washington in the NFC Championship Game (1/12). **1990:** Finished his first year in Detroit as the Lions' fourth-leading receiver with 30 catches for 349 yards and one touchdown . . . Caught at least one pass in each of the 13 games in which he played . . .

Continued

His first start as a Lion came in Week 3 at Tampa Bay when caught four passes . . . Made a tough 29-yard reception on third-and-13 in the game's final series to seal Detroit's victory over Minnesota (10/7) . . . Against the Redskins (11/4), he caught four passes for 45 yards, including a 24-yard TD strike from Rodney Peete, to record his first score as a Lion . . . In Detroit's Week 15 win over Chicago, Matthews caught two passes for 64 yards, including a season-long 52-yarder . . . Recorded a team-high four grabs for 34 yards at Seattle (12/30). **1989:** Established himself as a starter opposite Sterling Sharpe during preseason, however a severe left knee sprain knocked him out of action until Week Three . . . Hindered by the injury, he did not catch a pass in Weeks Three, Five and Six . . . Played in 13 games, three as a starter . . . He caught at least one pass in the final 10 games . . . Finished the season with 18 receptions for 200 yards (11.1 avg.) . . . Had a season-high four catches at Detroit (11/12) for 49 yards . . . Received the starting nod in Weeks 11-13 after an injury to Perry Kemp . . . In his first start, a 21-17 upset at San Francisco, he had three receptions for 30 yards . . . The following week, Matthews caught two passes for 15 yards vs. Minnesota . . . His longest reception was 25 yards. **1988:** Signed by the Packers as a free agent in mid-season . . . Caught 15 passes for 167 yards (11.1 avg.) and two TDs, while playing in the final seven games . . . Started the final two games vs. Minnesota (12/11) and Phoenix (12/18) due to an injury to Kemp . . . Caught a season-high four passes for 29 yards and one TD vs. Indianapolis (11/13) . . . Scored a TD vs. the Lions (11/20) on a three-yard pass from QB Don Majkowski. **1987:** Played in 12 games with Atlanta, six as a starter . . . Snared 32 passes for 537 yards (16.8 avg.) and three TDs . . . Caught a career-high seven passes for 115 yards and two TDs vs. the Cardinals (11/29) . . . Scored his first NFL TD on a 23-yard pass from QB Scott Campbell vs. Minnesota (11/22) . . . Recorded a career-long 57-yard catch vs. the Rams. **1986:** Began the season with Atlanta late as a result of USFL litigation . . . Pulled a hamstring and was placed on IR until Nov. 30 . . . In his first NFL action vs. Miami in Week 12, he contributed a 25-yard catch, his only reception of the year . . . Ran 12 yards for a first down on a fake punt in Week 15 vs. the Saints.

COLLEGE AND PERSONAL: Established a school mark at Delta State his senior year with 53 receptions for 888 yards and six TDs . . . A two-year letterman, Matthews began his collegiate career at Gulf Coast Junior College . . . A native of Pascagoula, MS, he attended Moss Point, MS, High School . . . Works as a banker during the off-season . . . Enjoys playing golf and racquetball . . . Works with the Police Athletic League of Jacksonville . . . He, his wife Sonja and their daughter Galina Shalawn, 5, reside in Jacksonville . . . His full name is Aubrey Derron Matthews.

MATTHEWS' CAREER BESTS

Receptions: 7 vs. St. Louis (11/29/87)

Yards: 115 vs. St. Louis (11/29/87)

Longest Rec.: 57 vs. L.A. Rams (10/18/87)

MATTHEWS' PRO STATISTICS

		RECEIVING		
Year	Rec.	Yds.	Avg.	TD
1986 (All.)	1	25	25.0	0
1987 (Atl.)	32	537	16.8	3
1988 (G.B.)	15	167	11.1	2
1989 (G.B.)	18	200	11.1	0
1990	30	349	11.6	1
1991	3	21	7.0	0
TOTAL	99	1,299	13.1	6



79 DEFENSIVE END Darryl Milburn

Grambling 2nd Year HT: 6-3 WT: 260
Born: 10-25-68 D-9 in '91

GAMES PLAYED/STARTED: 1991 (2/0) [1/0] **TOTAL:**
 (2/0) [1/0]



PRO and 1991: Promising young defensive lineman who spent most of the 1991 season on Detroit's development squad before seeing action late in the year . . . Lions signed Milburn to the active roster after nose tackle Jerry Ball sustained knee injury against the Jets (12/8) . . . Played but did not make a tackle in the Lions' final two outings at Green Bay (12/15) and Buffalo (12/22) . . . Made first two career tackles, both solos, in Detroit's 38-6 divisional playoff win against the Cowboys (1/5) . . . Inactive for the NFC title contest at Washington (1/12) . . . Great instincts as a pass rusher, but also has developed ability to drop off into coverage . . . Knowledgeable player on the field and good work habits . . . Exceptional first-step quickness and does a good job of finding the ball . . . The Lions made Milburn their ninth pick in 1991, selecting him with the 9th pick in the 9th round.

COLLEGE and PERSONAL: Milburn's prowess on the field earned him All-Southwestern Athletic Conference honors as a defensive end in 1990 . . . Was the fastest member of the defensive line as a senior during his tenure at Grambling . . . Enemy quarterback's spent most of their time running away from Milburn, but still managed six sacks and 14 tackles for loss as a senior . . . Finished 1990 with 43 total tackles, including 24 solos, in 11 games . . . Posted 35 stops, 11 of them made behind the line of scrimmage, and four sacks in 1989 . . . In his first year of play, collected 21 tackles with five sacks . . . Earned a bachelor's degree in criminal justice in the Fall of 1990 and is currently pursuing a master's degree . . . Hometown is Baton Rouge, Louisiana . . . Recently clocked at 4.71 in the 40-yard dash . . . Nickname is "Big Red" . . . Darryl Wayne Milburn was born October 25, 1968, in Baton Rouge, Louisiana.



84 WIDE RECEIVER Herman Moore

Virginia 2nd Year HT: 6-3 WT: 205
Born: 10-20-69 D-1 in '91

GAMES PLAYED/STARTED: 1991 (15/1) [2/2] **TOTAL:**
 (15/1) [2/2]



Continued

PRO and 1991: A spectacular all-around athlete who tapped into great potential late in the season ... Noted for soft hands and great football sense ... Sensational open-field runner with surprising quickness ... Adjusts to the ball well and does a great job of making his cuts ... Made one start during the 1991 regular season, then drew the starting 'Z' (wide-right) assignment for the Lions' two playoff contests ... Fitted for contact the week of Detroit's contest against Miami (9/15), and responded with the first reception of his pro career, a 14-yarder from Rodney Peete ... Saw first extensive action in place of injured Robert Clark versus Dallas (10/27), catching two passes for 18 yards ... First career start at Chicago (11/3), leading the team with five catches for 70 yards ... Had two grabs for 25 yards in the regular-season finale at Buffalo (12/22) ... Had spectacular outing as a starter against Dallas in the divisional playoffs, hauling in six passes for 87 yards and his first pro touchdown, a 7-yarder from Erik Kramer ... Followed that performance with four catches for 69 yards at Washington in the NFC Championship Game ... Has drawn comparisons with New York Jets receiver Al Toon for his big play capabilities and toughness running routes in traffic (reminds Wayne Fontes of James Lofton) ... Is also a former Atlantic Coast Conference high jump champion ... The Lions made Moore their number one draft choice in 1991, selecting him with the tenth pick in the first round.

COLLEGE and PERSONAL: A standout on both the football and track teams at Virginia, he holds the school's career records for both receiving yardage (2,504) and touchdown catches (27) ... Finished third on the Cavalier all-time receptions list with 114 ... As a senior at Virginia, earned consensus First-Team All-America honors (AP, UPI, College & Pro Football Newsweekly, Sporting News, Football News, Poor Man's Guide) ... First-Team All-Atlantic Coast Conference selection and finished second in voting for the ACC Player-of-the-Year Award ... Led the conference and was third in the nation with 108.2 receiving yards per game ... Set an NCAA record with at least one TD catch in nine consecutive games ... Set school records in 1990 with 54 catches, 1190 yards (22.0 average) and 13 TDs ... Started every game at flanker as a junior, catching 36 passes for 848 yards to become only the second receiver in Virginia history to gain over 800 yards in a season ... Averaged 72.1 all-purpose yards per game ... Caught at least one TD in eight games ... Had three 100-plus yard receiving games ... Set a school record, which he broke in 1990, with 10 TD catches ... Also competed in the high jump for the Virginia track squad, winning the 1988 ACC Indoor Championship (with a school-record leap of 7' 2 1/2"), the 1990 ACC Indoor title, and the 1990 ACC Outdoor title (7' 2 3/4") ... Placed 12th in the nation at the '90 NCAA Indoor Championships ... First team All-District and All-Metro selection as a senior wide receiver and placekicker at George Washington (Danville, VA) High School ... First team All-Region and second team All-State wide receiver that year ... Set school record for longest field goal with a 48-yarder ... Also lettered in basketball and track ... Moore graduated in May, 1991, with a degree in Rhetoric and Communication Studies ... Herman Joseph Moore was born October 20, 1969 in Danville, Virginia.

MOORE'S CAREER BESTS

Receptions: 6 vs Dallas (1/5/92 - playoffs), 5 at Chicago (11/3/91)

Yards: 87 vs Dallas (1/5/92 - playoffs)

Long Rec.: 32 vs Dallas (1/5/92 - playoffs)

MOORE'S PRO STATISTICS

RECEIVING

Year	No.	Yards	Avg.	TD	Long
1991	11	135	12.3	0	21
TOTALS	11	135	12.3	0	21
Playoffs	10	156	15.6	1	32



DEFENSIVE END Dan Owens

Southern Cal 3rd Year HT: 6-3 WT: 280
Born: 3-16-67 D-2 in '90

GAMES PLAYED/STARTED: 1990 (16/12); 1991 (16/16)
[2/2] TOTAL: (32/28) [2/2]



PRO: A physical, versatile lineman who plays the run well and has the ability to make the big play . . . A starter at defensive end the past two seasons, Owens has the ability to move inside to tackle or nose tackle when the situation dictates . . . Great sense for the ball and ability to shed blocker . . . The Lions opted for defensive help with their second pick in 1990 and selected Owens, who proved to be one of the nation's most underrated collegiate players in the that draft. **1991:** Started every regular season and playoff game for the Lions in 1991 . . . Led the defensive line in tackles with 51 (40 solos) and second on the team in sacks with 5 1/2 for 60 yards in losses . . . Registered four solos in a strong performance in the season-opener at Washington (9/1) . . . Posted five stops at both Indianapolis (9/22) and San Francisco (10/20) . . . Dropped Jim Harbaugh for an eight-yard loss for first sack at Chicago (11/3) . . . Recovered fumbles in back-to-back games versus Tampa Bay (11/10) and the Rams (11/17) . . . Posted a sack three consecutive weeks: at Minnesota (11/24), vs Chicago (11/28) and vs the Jets (12/8) . . . Notched a career-high eight tackles (four solo) and forced a fumble in Detroit's 21-17 playoff-clinching win at Green Bay (12/15) . . . Followed that performance with seven tackles and 1.5 sacks at Buffalo (12/22) . . . Had five tackles including a sack against Dallas (1/5) in the divisional playoffs . . . Recorded three stops in the NFC title game at Washington (1/12). **1990:** Provided instant help on the Lions' front line as Owens saw more playing time and started more games (12) than any other Detroit rookie in '90 . . . Named to the Pro Football Weekly All-Rookie Team . . . Capped his successful first campaign with 46 total tackles (32 solos and 14 assists) with three sacks totalling 20 yards in losses and a pair of passes defended . . . Started Weeks 2 and 3 in place of Keith Ferguson at right end, then started the final 10 games of the season at left end . . . Also saw some action early in the season as a sub for Jerry Ball at nose tackle . . . Came of age in Week 6 at Kansas City when he recorded two consecutive tackles on the Lions' 2-yard line preventing Christian Okoye from scoring (on second and third down) in the game's opening drive which forced the Chiefs to settle for a FG . . . At New Orleans (10/28), started at right end in place of the injured Kevin Brooks and responded with two solo tackles and his first pro sack (a four-yard John Fourcade takedown) . . . The following week against the Redskins, posted six tackles and a nine-yard sack of Jeff Rutledge in overtime . . . Recorded career-high seven tackles in games at the N.Y. Giants (11/18) and at Chicago (12/2), where Owens also sacked Jim Harbaugh for a seven-yard loss.

COLLEGE and PERSONAL: Registered 12 sacks his senior season despite routine double coverage . . . Became the first USC defender to start every game during his four-year career . . . Collected 338 career tackles (184 unassisted), 37 passes deflected, 27 sacks, four fumble recoveries and four forced fumbles . . . Received All-America honorable mention honors from The Sporting News, Football News and The Poor Man's Guide to the NFL Draft his senior season with 87 tackles (51 unassisted), 12 sacks, nine passes deflected, one forced fumble and a blocked kick . . . Tallied 76 tackles (41 unassisted) as a junior and earned All-America honorable mention by the Associated Press and The Sporting News, in addition to first team All-Pac 10 honors.

Continued

Owens was named to the Football News All-Bowl team following an eight-tackle performance vs. Michigan State in the Rose Bowl . . . Majored in public administration at USC . . . As a two-way lineman at La Habra (CA) HS, he was All-Orange County as a senior . . . He also lettered in track and won the 1983 league title in the shot put . . . Dan and his wife, Susan, celebrated the birth of their first child this past year . . . Full name is Daniel William Owens.

OWENS' CAREER BESTS

Tackles: 8 at Green Bay (12/15/91)

Sacks: 1.5 at Buffalo (12/22/91)

OWENS' PRO STATISTICS

Year	TACKLES			Sacks No./Yards	Fumbles Rec./For.	Pass Def.
	Total	Solo	Assists			
1990	46	32	14	3.0/20	0/0	2
1991	51	40	11	5.5/60	2/1	1
TOTAL	97	72	25	8.5/80	2/1	3
Playoffs	8	6	2	1.0/ 2	0/0	0



TACKLE Bubba Paris



Michigan 10th Year Ht: 6-6 Wt: 315

Born: 10-6-60 FA in '91

GAMES PLAYED/STARTED: 1983 (16/16) [2/2]; 1984 (16/15) [3/3]; 1985 (16/16) [1/1]; 1986 (10/9) [1/1]; 1987 (11/8) [1/1]; 1988 (16/1) [3/0]; 1989 (16/1) [3/3]; 1990 (16/16) [2/2]; 1991 (15/8) [2/0] **TOTAL:** (132/105) [18/13]

PRO: A veteran of many NFL campaigns . . . Has had a solid career, mostly playing the left tackle position . . . Spent the first nine years of his career with the San Francisco 49ers . . . Has played in the playoffs every year of his career . . . Was the 49ers second round draft choice in 1982.

1991: Played in the last two regular season games in a reserve role . . . Appeared in the two playoff games as a substitute . . . His playoff experience and leadership were a positive addition for the young Lions' team . . . Played in 13 games of the Indianapolis Colts before joining the Lions . . . Released by San Francisco on August 21 . . . Signed with the Colts on August 26 . . . Played in the season opener as a substitute . . . Started the next seven games, including the game vs. Detroit (9/22), five at left guard and two at left tackle . . . Saw action as a reserve in the next four games . . . Started at left tackle vs. Cleveland (12/1) . . . Released by the Colts on Dec. 3 . . . Signed by the Lions on Dec. 10. **1990:** Started every game at left tackle . . . Was replaced in the fourth quarter three times, vs. Pittsburgh (10/21), at Dallas (11/11) and vs. Tampa Bay (11/18) . . . Was taken out for one play at L.A. Rams (12/17). **1989:** Was the starting left tackle for the entire preseason and regular season . . . Strained groin during pre-game warm-ups vs. L.A. Rams (10/1), but started the game then sat out the second half due to the injury . . . Started vs. New England (10/22) then was replaced in the first quarter . . . Began playing the first and

third quarters (with Steve Wallace playing the second and fourth) at N.Y. Jets (10/29) ... Started at left tackle and was replaced in the second and fourth quarters by Wallace in all three playoff games. **1988:** Saw action on field goal and extra point protections squads and as a substitute on offense ... Subbed for Harris Barton for most of the second half at Seattle (9/25) at right tackle ... Started at right tackle vs. Detroit (10/2) ... Replaced in the first quarter by Barton ... Played in relief of left tackle Steve Wallace during parts of NFC Divisional Playoff Game vs. Minnesota (11/1/89) ... Took over for Wallace (broken ankle) at left tackle during first offensive series of Super Bowl XXIII vs. Cincinnati (1/22/89). **1987:** Lost starting job, but won it back ... Began the regular season as the starter ... Injured right calf in third quarter at New Orleans (10/25) and was replaced by Steve Wallace ... Wallace took his place in the starting lineup starting at L.A. Rams (11/1) ... Started when Wallace was injured vs. Cleveland (11/29) ... Stayed in the starting lineup through the remainder of the regular season and the NFC Divisional Playoff Game vs. Minnesota (1/9/88). **1986:** Started the first five games of the season ... Injured right knee vs. Indianapolis (10/5) ... Had knee surgery performed on his birthday (10/6) ... Was on active roster but did not dress Weeks 6-10 ... Returned to starting lineup vs. N.Y. Giants (12/1) ... Started the rest of the regular season games and the NFC Divisional Playoff Game at N.Y. Giants (1/4/87). **1985:** Started every regular season game and the wild card playoff game at N.Y. Giants (12/29) ... Did not miss a down because of injury. **1984:** Started 15 of the 16 regular season games, played in all 16 ... Started all three playoff games. **1983:** Held starting position throughout all 16 regular season contests and two playoff games. **1982:** 49ers first pick in the 1982 draft as the first choice in the second round (29th overall) ... Injured right knee in preseason finale at Seattle (9/2) and sat out the entire season.

COLLEGE and PERSONAL: All-Big Ten and second team All-America selection as a senior at Michigan, in 1981 ... Played in Hula, Japan and Olympia Gold Bowls ... Started his last 32 games ... Earned B.A. in Liberal Arts ... Was team captain and MVP at Louisville DeSales High as a senior ... Given nickname (Bubba) by his high school teammates who compared him to former all-pro defensive end Bubba Smith ... Serves as a motivational speaker for charitable and business organizations ... He and his wife, Lynne, have six children: Wayne, 12, David Allen, 8, Austin Bubba, 7, Brandon 'Henri, 6 and twin girls - Ashley Star and Courtney Lynn, 4 ... His full name is William H. Paris.



QUARTERBACK

Rodney Peete

Southern Cal 4th Year HT: 6-0 WT: 193

Born: 3-16-66 D-6 in '89

GAME PLAYED/STARTED: 1989 (8/8); 1990 (11/11); 1991 (8/8) **TOTAL:** (27/27)



PRO: Has matured into a complete NFL quarterback ... Worked hard during off-season to overcome series of injuries that have slowed progress and hampered consistency ... After missing the second half of the '91 season with an Achilles tendon injury, made strong return to action in time for Detroit's May mini-camp at the Silverdome ... A respected team-leader on offense, Peete has become a more steady performer who has made great strides in his first three pro seasons ... Demonstrated extreme confidence, composure and cool under pressure ... Started every game in which he has played (27-of-27) ... Has connected on 55.0% of his career

Continued

passes (361-of-660) for 4,810 yards and 23 TDs with 26 interceptions . . . Used his great mobility to run for 638 career yards and 12 touchdowns on 106 carries, a 6.1 average . . . Drafted in the sixth round (141st overall) of the '89 draft. **1991:** Started the first eight games for Detroit before exiting early in the Dallas contest with a season-ending Achilles tendon injury . . . Guided the Lions to a 5-2 record the first seven games . . . His 59.8 completion percentage was the third-highest mark in club history behind Eric Hipple (63.0% in 1986) and Gary Danielson (61.5% in 1984) . . . Groin injury suffered on 38-yard TD toss to Jeff Campbell in the Hall of Fame Game versus Denver (7/27) sidelined Peete for the remainder of the preseason . . . Returned to action with rusty performance at Washington (9/1), completing 8-of-21 for 75 yards and three interceptions . . . Shook off cobwebs with one of the best performances of his career versus Green Bay (9/8), setting career-highs with 25 completions and 38 attempts (271 yards, 1 TD) in a 23-14 win . . . Looked sharp in 13-of-24, 173-yard performance versus Miami (9/15) . . . Engineered five scoring drives on 17-of-23 day at Indianapolis (9/22) . . . Completed 12-of-22 for 159 yards and a TD in win over Bucs (9/29) . . . Pushed Detroit win streak to five games by leading three fourth-quarter scoring drives against the Vikings (10/6), completing 24-of-38 for 276 yards and two TDs . . . Hit 14-of-24 passes for 183 yards with one interception at San Francisco (10/20) . . . Completed 3-of-3 passes on Detroit's opening drive when he left the game with leg injury . . . Placed on injured reserve 10/30. **1990:** In just his second season as a regular, Peete was the fifth-leading passer in the NFC and the 11th-leading QB in the NFL with 79.8 rating points . . . His interception percentage of 3.0% was the second-lowest ever recorded by a Lion . . . Completed 142-of-271 passes for 1,974 yards (52.4), 13 touchdowns and eight interceptions . . . Was also the Lions' 2 rusher with 365 yards on 48 carries (a 7.6 average) and scored six TDs . . . In the opener against Tampa Bay (9/9), led first quarter TD drives of 80 yards in five plays and 73 yards in 11 plays, hitting eight-of-10 first quarter passes (including four consecutive to Robert Clark) . . . Was 13-of-26 for 167 yards, 2 TDs and 2 INTs and ran for another score before being relieved by Bob Gagliano in the fourth quarter in Detroit's 21-14 win over Atlanta (9/16) . . . Led the Lions with a career-high 97 rushing yards on eight carries, including a nine-yard TD sneak, and hit on 17-of-26 passes (10-of-13 in the second half) at Tampa Bay (23/20) . . . Connected on 17-of-34 for 200 yards and one TD against Green Bay (9/30) . . . Suffered a pulled hamstring against the Pack which kept him on the sideline for the Minnesota and Kansas City games . . . Returned to the starting lineup at New Orleans (10/28), leading the Lions to a 27-10 win with 16-of-25 passing for 246 yards and one TD and 38 rushing yards . . . Led the Lions to a 35-21 lead over Washington (11/4) before leaving the game with a pulled left hamstring in the third quarter . . . Completed eight-of-17 against the Redskins for 135 yards and two TDs and ran for another score . . . Missed three games while recovering from the hamstring pull . . . Returned to action Week 13 at Chicago where he was eight-of-18 for 101 yards before being removed early in the third quarter . . . Guided the Lions to 21 first-quarter points — the most in team history — as he completed 11-of-24 passes for 178 yards, one TD and one interception (snapping his consecutive passes streak at 122) on Monday Night against the Raiders (12/10) . . . Put together his best performance as a professional in Detroit's 38-21 win over Chicago (12/16), connecting on 18-of-27 passes for a career-high 316 yards, a career-high four TDs (one, 20, 44 and 68 yards) and two INTs . . . Ran for one TD and guided the club to an eight-play, 74-yard drive for the game-winning score at Green Bay (12/22) as he hit 13-of-28 for 184 yards and one interception . . . Completed 11-of-25 with one interception in the season finale at Seattle (12/30). **1989:** Was tabbed as the starter at quarterback for the '89 season opener, but injured his knee in the final preseason game at L.A. Rams (would have been the first rookie Lion to start the season at QB since Greg Landry in 1968) . . . Exhibited big-play ability and mobility in the eight games he started and played . . . Scored four rushing TDs and was the team's third-leading rusher with 148 yards on 33 carries (4.5 avg.) . . . Did not dress in the first two games due to a knee injury sustained in preseason . . . Made his regular season debut vs. Pittsburgh (10/1) and responded with a 15-of-20 performance for 160 yards, including a 46-yard connection with Robert Clark, and one INT . . . Removed from the game in the fourth quarter after aggravating the injured knee . . . Did not play the following week at Minnesota (10/1) . . . Led the Lions to their first win at Tampa (10/8) on a last-second game-winning (after PAT) five-yard run on fourth-and-goal . . . Completed 17-of-31 for 268 yards, one TD and two INTs and gained 78 yards on 10 carries and one TD in

a 17-16 victory over the Bucs, which earned him NFC Offensive Player-of-the-Week honors . . . The win at Tampa was the first time the Lions' offense came from behind to win in the last minute since a 23-19 victory over host Cincinnati in 1977 . . . Completed 19-of-36 for 240 yards and two INTs in a 20-7 loss vs. Minnesota (10/22) . . . Rushed for 25 yards on eight carries, including the Lions' lone score, a two-yard plunge vs. the Vikes . . . Hit on 14-of-28 passes for 201 yards, one TD and one INT in a 23-20 overtime loss at Green Bay (10/29) . . . Set up the game-tying PAT with a 14-yard TD dash with 3:59 remaining to play . . . The game marked the first meeting of Peete and his father Willie Peete, then an offensive coach with the Packers . . . The following week at Houston (11/5), connected on 18-of-29 for 273 yards and one TD . . . Engineered a nine-play, 83-yard drive which was the longest drive of the season . . . Hooked-up with WR Richard Johnson on scoring strikes of 17 and eight yards which catapulted the Lions to a 31-22 victory vs. Green Bay (11/12) . . . Also passed for 77 yards on seven-of-15 attempts against the Pack . . . Re-injured his knee on a sack by NT Tim Krumrie just before the two-minute warning at Cincinnati (11/19) . . . Before the injury, he hit on five-of-eight passes for 83 yards, including a season-long 69-yard completion to Clark on the game's third play . . . Did not play vs. Cleveland (11/23) due to knee injury . . . Returned to action vs. New Orleans and was sidelined for the rest of the season when tackled by Saints' DE James Geathers . . . Completed eight-of-18 passes vs. New Orleans for 177 yards . . . Named to *Football Digest* All-Rookie Team.

COLLEGE and PERSONAL: A first-team All-America and All-Pac 10 selection as a senior, he concluded his career as the Trojans' all-time leader in pass attempts (1,081) and completions (630), and passing yardage (8,225) . . . He also was an All-Pac 10 third baseman for the USC baseball squad in '88 after hitting .338 with 12 home runs and 46 RBIs . . . In three years of baseball, he batted .297 with 18 HRs and 84 RBIs . . . Selected by the Oakland Athletics in the 13th round of the 1989 college draft . . . Graduated with a degree in communications from USC . . . Worked as a baseball color analyst on a California cable station during the '90 off-season . . . Spent one season at Shawnee Mission (Kan.) High, where he earned All-America honors at quarterback, following three years at Sahuaro High in Tucson, Ariz . . . He was named the Arizona High School Athlete of the Year as a junior . . . A three-sport athlete in high school . . . Works with Athletes and Entertainers for Kids . . . Hobbies include golf, deep sea fishing and bike riding . . . His favorite movie is "Fletch" and his favorite author is Stephen King . . . Father is Tampa Bay assistant coach Willie Peete . . . His brother Skip signed with the New York Jets as a free agent wide receiver in '87, and his second cousin is pro golfer Calvin Peete . . . Single . . . Full name is Rodney Peete.

PEETE'S CAREER BESTS

Attempts: 38 vs Green Bay (9/8/91), 38 vs Minnesota (10/6/91)

Completions: 25 vs Green Bay (9/8/91)

Yards: 316 vs. Chicago (12/16/90)

TD Passes: 4 vs. Chicago (12/16/90)

Long Pass: 69 to Robert Clark at Houston (11/5/89)

PEETE'S PRO STATISTICS

Year	PASSING						RUSHING					
	Att.	Comp.	Yds.	Pct.	TD	INT	Lg	No.	Yds.	Avg.	Lg	TD
1989	195	103	1,479	52.8	5	9	69	33	148	4.5	14	4
1990	271	142	1,974	52.4	13	8	68	48	365	7.6	37	6
1991	194	116	1,339	59.8	5	9	68	25	125	5.0	26	2
TOTALS	660	361	4,810	54.7	23	26	69	106	638	6.1	37	12

PEETE'S GAME-BY-GAME OFFENSIVE STATISTICS

1989 SEASON

Date	Team	Score	PASSING							RUSHING				
			Att.	Comp.	Yds.	Pct.	Lg	INT	TD	Att.	Yds.	Avg.	Long	TD
9/10	Phoe*	W 16-13												
9/17	NYG	L 24-14												
9/24	Chi*	L 47-27												
10/1	Pitt*	L 23-3	30	15	160	50.0	46	1	0	0	0	0.0	0	0
10/8	Minn	L 24-17												
10/15	TB	W 17-16	31	17	268	54.8	33	2	1	10	78	7.8	14	1
10/22	Minn*	W 20-7	36	19	240	52.8	31	2	0	8	25	3.1	7	1
10/29	GB	L 23-20/OT	28	14	201	50.0	39	1	1	4	26	6.5	14	1
11/5	Hou	L 35-31	29	18	273	62.0	47	1	1	1	3	3.0	3	0
11/12	GB*	W 31-22	15	7	77	46.7	77	1	2	6	0	0.0	8	0
11/19	Cin	L 41-7	8	5	83	62.5	69	0	0	1	-1	-1.0	-1	0
11/23	Cle*	W 13-10												
12/3	N.O.*	W 21-14	18	8	177	44.4	46	1	0	3	17	3.6	11	1
12/10	Chi	W 27-17												
12/17	TB*	W 33-7												
12/24	Atl	W 31-24												
TOTALS		8 Games	195	103	1,479	52.8	69	9	5	33	148	4.5	14	4

1990 SEASON

Date	Team	Score	PASSING							RUSHING				
			Att.	Comp.	Yds.	Pct.	Lg	INT	TD	Att.	Yds.	Avg.	Long	TD
9/9	TB*	L 38-21	21	10	143	47.6	26	1	1	4	11	2.8	6	0
9/16	Atl*	W 21-14	26	13	167	50.0	29	2	2	2	14	7.0	12	0
9/23	TB	L 23-20	26	17	169	65.4	19	0	1	8	97	12.1	31	0
9/30	GB*	L 24-21	34	17	200	50.0	40	0	1	6	50	8.3	12	1
10/7	Minn	W 34-27			DID NOT PLAY									
10/14	KC	L 43-24			DID NOT PLAY									
10/28	NO	W 27-10	25	16	246	64.0	42	0	1	3	38	12.7	18	0
11/4	Wash*	L 41-38/OT	17	8	135	47.1	33	0	2	2	47	28.5	37	1
11/11	Minn*	L 17-7			DID NOT PLAY									
11/18	NYG	L 20-0			DID NOT PLAY									
11/22	Den*	W 40-27			DID NOT PLAY									
12/2	Chi	L 23-17/OT	8	18	101	44.4	57	0	0	3	7	2.3	3	1
12/10	Raid*	L 38-31	24	11	178	45.8	51	1	1	6	23	3.8	8	1
12/16	Chi*	W 38-21	27	18	316	66.7	68	2	4	5	32	6.4	11	0
12/22	GB	W 24-17	28	13	184	46.4	38	1	0	5	35	7.0	26	1
12/30	Sea	L 30-10	25	11	135	44.0	40	1	0	3	11	3.7	5	0
TOTALS		11 Games	271	142	1,974	52.4	68	8	13	48	365	7.6	37	6

1991 SEASON

Date	Team	Score	PASSING							RUSHING				
			Att.	Comp.	Yds.	Pct.	Lg	INT	TD	Att.	Yds.	Avg.	Long	TD
9/1	Wash	L 45-0	21	8	75	38.1	16	3	0	1	16	16.0	16	0
9/8	GB*	W 25-14	38	25	271	65.8	36	0	1	4	25	6.3	12	0
9/15	Mia*	W 17-13	24	13	173	54.2	26	1	1	5	16	3.2	10	1
9/22	Ind	W 24-3	23	17	167	73.9	23	2	0	8	26	3.3	14	1
9/29	TB*	W 31-3	22	12	159	54.5	30	1	1	3	34	11.3	26	0
10/6	Minn*	W 24-20	38	24	281	63.2	68	1	2	2	8	4.0	5	0
10/20	SF	L 35-3	24	14	183	58.3	37	1	0	1	-2	-2.0	-2	0
10/27	Dal*	W 34-10	3	3	30	100.0	15	0	0	1	2	2.0	2	0
11/3	Chi	L 20-10	DID NOT PLAY											
11/10	TB	L 30-21	DID NOT PLAY											
11/17	Rams*	W 21-10	DID NOT PLAY											
11/24	Minn	W 34-14	DID NOT PLAY											
11/28	Chi*	W 16-6	DID NOT PLAY											
12/8	NYJ*	W 34-20	DID NOT PLAY											
12/15	GB	W 21-17	DID NOT PLAY											
12/22	Buff	W 17-14/OT	DID NOT PLAY											

TOTALS	8 Games	194	116	1,339	59.8	68	9	5	25	125	5.0	26	2
CAREER	27 Game	660	361	4,810	54.7	69	26	23	106	638	6.1	37	12

* Indicates home game



Miami-Florida 5th Year Ht: 5-9 Wt: 180
Born: 10-10-65 T in '92

GAMES PLAYED STARTED: 1988 (16/0); 1989 (14/1);
 1990 (16/15); 1991 (15/14) [2/1] **TOTAL:** (61/30) [2/1]



PRO: An outstanding athlete, he returns as the starting "W" (left slot) receiver . . . Acquired in a trade at the end on training camp in 1991 . . . Settled in as a starter from the beginning and finished his first Detroit season as the club's leading receiver with 52 catches for 668 yards . . . Has been clocked at 4.3 in the 40-yard dash and has vertical jump has been measured at 35 inches . . . Was the Saints second-round draft pick in 1988 (52nd player taken overall). **1991:** In his first season with the Lions he led team with 52 receptions and 668 receiving yards . . . Sat out first game while still on a league roster exemption . . . Made his first start vs. Green Bay (9/8) and caught one pass for two yards . . . Caught two passes for 38 yards and made a touchdown-saving tackle on Shawn Lee's interception return vs. Miami (9/15) . . . Had a season-high six catches for 63 yards at Indianapolis (9/22) . . . Registered a season-high 89 yards receiving at San Francisco (10/20), tied season-high with six receptions . . . Caught his first TD pass as a Lion at Chicago (11/3), had four catches for 33 yards in the game . . . Tallied the first

Continued

100-yard receiving day of his career with 127 yards on six receptions at Tampa Bay (11/10) ... Led the team with five receptions for 66 yards at Minnesota (11/24) ... Caught a team-high five passes totaling 44 yards at Buffalo (12/22). **1990:** Became a starter for the first time in his professional career ... Finished second on the team with 36 receptions for 382 yards and two touchdowns ... In the only game he did not start, he caught a career-high seven passes for 72 yards at Houston (10/21) ... Had touchdown receptions in consecutive games, vs. Tampa Bay (11/11) and at Washington (11/18) ... Had four receptions in a game twice. **1989:** Deactivated the first two games of the season due to injury ... In his first game of the season he caught two passes for 26 yards at Tampa Bay (9/24) ... Caught a career-long 47-yard pass vs. Washington (10/1) ... Caught 12 of his 20 passes in the final four games and totaled 215 yards in those four contests ... Led team with five receptions for 87 yards vs. Indianapolis in final game of the season ... Got his first career start vs. Philadelphia, in a Monday Night matchup (12/18). **1988:** Participated in all 16 games as a rookie, while continuing to learn the system ... caught 16 passes for 215 yards and two TD's ... Notched his first TD as a pro in his first game vs. San Francisco in the season opener (9/4) ... His best game as a rookie came against Dallas (10/3) on Monday night, caught three passes for 63 yards and one touchdown ... Set up Morten Andersen's 49-yard game-winning field goal with a 26-yard reception with 26 seconds remaining.

COLLEGE and PERSONAL: Played four seasons with Miami ... Returned punts, finishing with a 6.5-yard career average ... Missed five games with a broken foot as a senior ... Came back in time for the 1988 Orange Bowl, where the Hurricanes clinched the national championship ... Ended his college career with 62 catches for 1,073 yards and six TD's ... His best campaign was 1986 when he caught 38 passes for 684 yards ... Teammate of Lions' safety Bennie Blades all four years at Miami ... Was an all-city, all-county and all-state selection at Northwestern (Miami, Fla.) High School ... Nicknamed "Superman" because of his tremendous jumping ability ... He and his wife, Laundria, live in Miami, Fla.

PERRIMAN'S CAREER BESTS

Rec. Yds: 127 at Tampa Bay (11/10/91)

Receptions: 7 at Houston (10/21/90)

Long Rec.: 47 vs Washington (10/1/89)

Rec. TDs: 1 Five times

100yd Games: 1 at Tampa Bay (11/10/91)

PERRIMAN'S PRO STATISTICS

Year	No.	RECEIVING			TD
		Yards	Avg		
1988 (N.O.)	16	215	13.4		2
1989 (N.O.)	20	356	17.8		0
1990 (N.O.)	36	382	10.6		2
1991	52	668	12.8		1
TOTALS	124	1,618	13.0		5

**NOSE TACKLE**

Lawrence Pete

**Nebraska 4th Year HT: 6-0 WT: 295****Born: 1-18-66 D-5 in '89****GAMES PLAYED/STARTED:** 1989 (16/0); 1990 (6/1); 1991 (15/3) [2/2] **TOTAL:** (37/4) [2/2]

PRO: A strong, yet athletic performer, Pete gives the Lions added depth at nose tackle as a backup to All-Pro lineman Jerry Ball . . . Slowed by a pinched nerve that sidelined him most of the '90 campaign, Pete rebounded with a strong showing in 1991 . . . Great upper-body strength, can bench press more than 500 pounds . . . Drafted on the fifth round of the 1989 draft as the 115th player selected. **1991:** Starter in five contests, including two post-season games, in place of the injured Jerry Ball . . . Saw first extensive action versus Green Bay (9/8) when Ball exited with a hamstring injury, and Pete responded with two tackles . . . Saw first start the following week against Miami (9/15), recording three tackles (two solo) . . . Contributed 1.5 sacks and added an assist in Detroit's 34-14 win at Minnesota (11/24) . . . As a starter for Ball (knee) at Green Bay (12/15), registered three tackles . . . Made two stops as a starter at Buffalo (12/22) . . . Starting nose tackle against Dallas in the divisional playoffs (1/5), making the first fumble recovery of his career . . . Contributed three solo tackles in another starting role in the NFC Championship Game at Washington (1/12). **1990:** Played in the first preseason game and made two tackles, but suffered a pinched nerve in his shoulder which sidelined him for the first nine games of the regular season . . . Played for the first time at the N.Y. Giants (11/18), and also played against Denver the following game, but did not make a tackle in either contest . . . Missed the game at Chicago, but registered his first tackle of the season on Monday Night against the Raiders (12/10) . . . Contributed one solo versus Chicago (12/16) and two solos at Green Bay (12/22) . . . Pete made his first career start in place of the injured Jerry Ball at Seattle in the season finale (12-30), recording a career-high five tackles including three solos. **1989:** Played in every game spelling Jerry Ball . . . Registered six tackles and one sack for a loss of 10 yards . . . Recorded his first NFL tackle vs. Pittsburgh (10/1) . . . Tallied his first sack on a Vinny Testaverde takedown for a 10-yard loss vs. Tampa Bay (12/3) . . . Contributed two solo tackles in the season finale at Atlanta (12/24).

COLLEGE and PERSONAL: A consensus first-team All-Big Eight member as a senior, Pete finished with 126 career tackles (76 solo) and 10 sacks . . . Enjoyed his finest individual effort vs. Missouri his senior year with 10 tackles and two sacks . . . A standout defensive lineman at Wichita South (Kan.) High, and in addition, he also won the Kansas Class 6A shot put title (57-0) as a senior. Majored in business at Nebraska . . . Full name is Lawrence Pete.

PETE'S PRO STATISTICS

Year	Total	TACKLES		Sacks No./Yards	Fumbles Rec./For.
		Solo	Asst.		
1989	6	6	0	1.0/10	0/0
1990	9	7	2	0.0/0	0/0
1991	13	5	8	1.5/10	0/0
TOTALS	28	18	10	2.5/20	0/0
Playoffs	3	3	0	0.0/0	1/0

91 DEFENSIVE TACKLE **Kelvin Pritchett**

Mississippi 2nd Year HT: 6-2 WT: 281
Born: 10-24-69 Trade in '91

GAMES PLAYED/STARTED: 1991 (16/0) [2/0] **TOTAL:**
 (16/0) [2/0]



PRO and 1991: A tough competitor at the line of scrimmage, Pritchett is a versatile athlete who can play either defensive end, tackle or nose guard . . . Tremendous leg strength and surprising quickness for his size (recently clocked as 5.02 on grass in the 40) . . . Great agility and mobility, he changes directions fluidly and plays off his blocks smoothly . . . Played in every game as a rookie, seeing action on the defensive line in long-yardage situations and some action on special teams . . . Registered the first sack of his career in Detroit's 34-10 win over Dallas (10/27) when he hauled down Troy Aikman for a 4-yard loss . . . Recorded three tackles, including two solos, on Thanksgiving Day versus the Bears (11/28) . . . Posted a career-high seven tackles (four solos) the following week against the New York Jets (12/8) . . . Registered four stops in the Lions' playoff-clinching win at Green Bay (12/15) . . . Credited 1/2 sack in the season-finale at Buffalo (12/22) . . . Had two tackles in the divisional playoffs versus the Cowboys (1/5) . . . Detroit acquired Pritchett in a 1991 draft day trade with Dallas . . . The Cowboys originally selected Pritchett with the 20th pick in the first round.

COLLEGE and PERSONAL: As a senior, was named Second Team All-America by the Poor Man's Guide, third team by the Associated Press and Football News, and honorable mention by United Press International . . . First team All-SEC selection . . . Started all year at right end finishing fourth on the team with 91 tackles (47 solos) . . . Second on the team with eight sacks . . . Led squad in tackles-for-losses with 22 for 98 yards . . . Forced two fumbles and deflected three passes . . . Led the team as a junior with seven sacks and 17 tackles for 65 yards in losses . . . Fourth on the team with 78 tackles (64 solos) . . . Caused and recovered two fumbles . . . Majored in secondary education at Ole Miss . . . First team all-state and Atlanta Constitution first-team all-city selection at Therrell (Atlanta, GA) High School . . . Led team to an 8-2 record in the Class 4A division as he recorded 100 tackles with 18 QB sacks as a senior . . . Played in the Georgia All-Star Game and the Georgia-Florida All-Star Classic . . . Kelvin Bratodd Pritchett was born October 24, 1969 in Atlanta, GA.

PRITCHETT'S CAREER BESTS

Tackles: 7 vs New York Jets (12/8/91)

Sacks: 1 vs Dallas (10/27/91)

PRITCHETT'S PRO STATISTICS

Year	Total	Tackles		Sacks No./Yards	Fumbles Rec./For.	Passes Def.
		Solo	Asst.			
1991	26	20	6	1.5/ 6	0/0	1
TOTALS	26	20	6	1.5/ 6	0/0	1
Playoffs	3	2	1	0.0/ 0	0/0	0



44 TIGHT END Eugene Riley



Ball State 2nd Year HT: 6-3 WT: 238

Born: 10-9-66 FA in '91

GAMES PLAYED/STARTED: 1991 (5/1) TOTAL: (5/1)

PRO: Sure-handed tight end with good size . . . Has the speed to line-up as a big slot receiver . . . A legitimate receiving threat, particularly in short yardage situations . . . Could help supply a much-needing blocking punch from tight end/slot position . . . Riley originally signed with the Indianapolis Colts as a free agent out of Ball State University in May, 1990 . . . He signed with Detroit as a Plan B free agent in March, 1991 . . . After being released late in the '91 season, was re-signed by the Lions in March, 1992. **1991:** Saw action in five regular season contests, including his first career starting assignment . . . Played in the opener at Washington and made one special teams tackle, but suffered shoulder injury . . . Placed on injured reserve Sept. 4 and was re-activated Oct. 4 . . . First career start came against Dallas (10/27) when the Lions opened with a three tight-end formation, and caught the first pass of his pro career, a three-yarder from Rodney Peete on the Lions' opening drive . . . Released by Detroit on Dec. 10 to make room for long snapper-tight end David Little. **1990:** Spent the 1990 season on the Indianapolis Colts' practice squad . . . Did not see game action.

COLLEGE and PERSONAL: Lettered three years as a standout performer at Ball State . . . Riley earned All-Mid America Conference and honorable mention All-America honors as a senior tight end . . . Helped lead Ball State to the 1989 California Bowl where BSU lost to Fresno State . . . Nickname is "Gene-o" . . . Native of Cincinnati, now lives in Indianapolis . . . Prep grid star at Mt. Healthy High School . . . Full name is M. Eugene Riley.

LIONS' ASSISTANTS NOW HEAD COACHES

Several former Lions' assistant coaches are now head coaches in the NFL, including current Detroit boss Wayne Fontes, who was the Lions' defensive coordinator (1985-89). Others are: Cleveland's Bill Belichick (1976-77), Phoenix's Joe Bugel (1975-76), Atlanta's Jerry Glanville (1974-76), the Los Angeles Rams' Chuck Knox (1967-72), Indianapolis' Ted Marchibroda (1982-83), Kansas City's Marty Schottenheimer (1978-79) and Miami's Don Shula (1960-62).



20 RUNNINGBACK

Barry Sanders

Oklahoma State 4th Year HT: 5-8 WT: 203
Born: 7-16-68 D-1 in '89

GAMES PLAYED/STARTED: 1989 (15/13); 1990 (16/16);
1991 (15/15) [2/2] **TOTAL:** (46/44) [2/2]



PRO: Considered by many to be the premier running back in the National Football League, Sanders continues his assault on the Detroit and NFL record books . . . He enters the 1992 season needing 785 yards to break Billy Sims' all-time Detroit rushing record . . . In just three full seasons, Sanders has broken or tied 11 Detroit offensive records . . . Sanders is the first Lion to record three consecutive 1,000-yard seasons . . . He is just the seventh back in NFL history to run for 1,000 yards in each of his first three seasons (the others are Eric Dickerson, Earl Campbell, Ottis Anderson, William Andrews, Tony Dorsett and John Brockington) . . . Barry now owns the Lions' career record for rushing TDs with 43 . . . He begins the '92 season tied with Billy Sims for the most total career TDs with 47 . . . A threat to score every time he touches the ball, Sanders captured the NFL rushing title with 1,304 yards in his second season . . . Sanders (1,548) finished second to Dallas' Emmitt Smith (1,563) in the '91 NFL rushing race . . . He also narrowly missed accomplishing that feat in his rookie campaign when he led the NFC in rushing and finished just 10 yards shy of the Chiefs' Christian Okoye, the NFL leader, although he had 90 fewer carries . . . Has been named a Pro Bowl starter in each of his first three professional seasons . . . He enters the '92 season with 4,322 yards and 43 TDs on 877 carries, a phenomenal 4.9 yards-per-rush average . . . The third overall selection in the 1989 draft. **1991:** Captured consensus All-Pro honors (AP, UPI, PFWA, Pro Football Weekly, Sporting News, College & Pro Football Weekly, Football Digest, Sports Illustrated's Dr. "Z" Team, Football News and the All-Madden Team) . . . NFL Players Association NFC Most Valuable Player . . . Football Digest's "Player of the Year" . . . Recipient of the Maxwell Football Club's Pro Player of the Year Award . . . Made his third consecutive starting assignment in the Pro-Bowl . . . 1991 NFL Touchdown Leader (17) and second in league rushing with a club-record 1,548 yards . . . Led Detroit in scoring for the second straight year . . . Became the first non-kicker in Lions history to score 100-plus points in a season (102) . . . His only pre-season action came at Kansas City (8/17) where he sustained a rib injury . . . That injury kept him on sidelines for Detroit's season-opener at Washington . . . First action came Week 2 versus Green Bay (9/8), gaining 42 yards and a TD on 18 carries . . . Rushed a career-high 32 times for 143 yards in win over Miami, his performance marked by a second-effort three-yarder on 3rd-and-2 to ice the victory . . . Picked up 179 yards on 30 tries at Indianapolis (9/22), including TD runs of 2 and 23 yards . . . Carried the ball 27 times for 160 yards with a career-long 69-yard TD run versus the Bucs (9/29) . . . Named the NFC's Offensive Player of the Month for September . . . Ran for 116 yards and caught a career-high nine passes for 76 yards against the Vikings (10/6), scoring the winning TD on a 15-yard scamper with 36 seconds left (had 69 yards on 10 carries in the fourth quarter as Detroit scored three TDs in final 8 minutes to win) . . . Held to less than 100 yards for the first time at San Francisco (10/20) with 26 yards . . . Limited to 55 yards against Dallas (10/27), but caught first TD pass of season, a 10-yarder from Erik Kramer . . . Totaled 63 yards on 18 carries at Chicago (11/3) . . . Rushed for 118 yards and two TDs at Tampa Bay (11/10) . . . In win at Minnesota (11/24), rushed for a Detroit-record 220 yards and four TDs, earning NFC Offensive Player of the Week honors . . . Scored a pair of touchdowns in win over the Jets (12/8) . . . Had 27 carries for 8 yards at Green Bay (12/15) . . . Posted his team-record eighth 100-yard game of the season with

108 and a TD on 26 carries at Buffalo (12/22) as he tied Billy Sims' career TD record with his 47th ... Had 69 yards on just 12 carries in the divisional playoff contest as Dallas (1/5) keyed on the All-Pro back, but managed a game-breaking 47-yard TD dash in the fourth quarter ... Picked up 44 yards on 11 attempts and caught four passes for 15 yards in the NFC title clash at Washington (1/12). **1990:** Everybody's All-Pro — AP, UPI, PFWA, Pro Football Weekly, Sporting News, College & Pro Football Weekly, Sports Illustrated's Dr. "Z" Team, and Football News ... Earned his second straight appearance as a Pro Bowl starter ... Claimed the NFL rushing title with 1,304 yards on 255 carries (5.1 yard average with 13 TDs) ... Became the first Lion to win that title since Byron "Whizzer" White led the league with 514 yards in 1940 ... Named the Lions' Offensive MVP, Sanders tied the club record for most touchdowns in a season (16) and, with 96 points, became the first non-kicker to lead Detroit in scoring since Mel Farr and Bill Gambrell each tallied 42 points in 1968 ... Collected 94 yards on 20 carries, including a three-yard TD run against the Packers (9/30) ... Keyed Detroit's 34-27 win at Minnesota with 82 yards on 15 carries (5.5 average), rushed for one TD and caught the first touchdown pass of his pro career, a 22-yarder from Bob Gagliano ... Posted his first 100-yard receiving day with five grabs for 135 yards, and also rushed for 90 yards on 16 carries (5.6 average) and one TD at Kansas City (10/14) ... His 225 all-purpose yards tied his career-high ... At New Orleans (10/28), Sanders rushed for his second-lowest output as a professional with 10 yards on 12 carries, but did manage to score one TD and caught five passes for 72 yards ... Hit the century mark for the first time in '90 with a 104-yard effort on 11 attempts, including a career-long 45-yard TD which gave Detroit a 35-15 lead over the Redskins (11/4) ... Exploded on Thanksgiving Day against the Broncos (11/22), sprinting for 147 yards on 23 carries (a 6.4 average) with a seven-yard TD, and also caught three passes including a 35-yard TD catch and run ... Selected as the Miller Lite Player-of-the-Week for his performance vs. Denver ... Gained 61 yards on 17 carries in at Chicago (12/2) ... On Monday Night against the Raiders (12/10), went over the 1,000-yard barrier with a 176-yard effort on 25 carries, scoring on each of Detroit's first two drives ... As a result, he was selected the NFC Offensive Player of the Week for the first time in his career ... In Detroit's win over the Bears (12/16), Sanders ran the ball 18 times for 77 yards and one TD ... Ran for 135 yards on 19 carries on a frozen turf and scored the game-winning TD on a six-yard run with 3:55 remaining to deal Green Bay a 24-17 defeat (12/22) ... His 23 yards on nine carries in the finale at Seattle (12/30) gave Sanders his first NFL rushing title. **1989:** Sanders re-wrote the Lions' rushing record book in his rookie season: His 1,470 yards eclipsed the club's single-season rushing mark and the rookie mark previously held by Billy Sims while his 14 rushing touchdowns established a new Detroit high-water mark ... The consensus Rookie of the Year ... Outstanding season culminated with a trip to the Pro Bowl ... For the season, he totalled 1,470 yards on 280 carries (5.3 avg.) and 14 TDs although he missed nine quarters and parts of four others ... Collected 24 receptions for 282 yards (11.8 avg.) and returned five kickoffs for 118 yards (23.6 avg.) ... Signed a contract on Sept. 8th ... Two days later in the season opener vs. Phoenix (9/10), Sanders electrified the Silverdome with his third quarter entrance on a 18-yard dash on his first NFL carry ... Running a variation of one play, he finished the day with 71 yards and one TD on nine carries (7.9 avg.) ... The following week at Giants Stadium, Sanders gained 57 yards on 12 carries and one TD vs. New York (9/17) ... He also exploded for 96 yards on six receptions ... Cracked the 100-yard barrier for the first time vs. Chicago (9/24) with a 126-yard, one TD-performance in just over two quarters of play (108 yards on 14 carries in the first half) ... It was the first time a Lion rushed for 100 yards since Garry James ripped Green Bay (10/12/86) for 140 yards ... Left the Chicago game in the third quarter with a hip-pointer ... Severely hampered by the hip pointer, rushed for only one yard on five carries vs. Pittsburgh (10-1) and left the contest in the second quarter ... Although not 100% (from hip pointer), he bounced back with 99 yards rushing on 23 carries at Minnesota (10/8) ... His performance prompted Vikes' Coach Jerry Burns to ask officials to inspect Sanders' jersey to determined if it was slickened with silicon spray ... De-activated the following week at Tampa (10-15) due to the lingering hip-pointer ... In the return bout with Minnesota (10/22), the Vikings assigned two players to "shadow" Sanders as he rushed for 59 yards on 15 carries ... Made his debut as a kickoff returner vs. the Vikings and returned his first kickoff 45 yards, but was nullified due

Continued

a penalty . . . Dazzled the Packers in Milwaukee (10/29) with 184 yards on 30 carries (123 yards on 19 carries in the first half) and also returned two kickoffs for 41 yards . . . Scored the game-deciding TD vs. Green Bay (11/12) in a 41-yard all-Barry Sanders drive, including a one-hand 20-yard reception on a third-and-five situation from the Green Bay 25-yard line . . . Finished the day with 69 yards on 16 carries vs. the Packers . . . Shattered the 1,000-yard barrier with a 145-yard performance on 28 carries on Turkey Day (11/23) in a 13-10 victory over Cleveland (11/23) . . . Gained 43 yards in a third quarter drive which set up an Eddie Murray 35-yard field goal which proved to be the margin of difference vs. the Browns . . . Became the first Lion to reach 1,000 yards since Sims in '83 . . . Limited to 72 yards on 20 carries vs. New Orleans (12/3), including a three-yard run in which he shook off three defenders and bulled into the end zone . . . Propelled Detroit to a 27-17 victory at Chicago (12/10) with 120 yards and two TDs on 26 carries and three receptions for 39 yards . . . Returned two kickoffs for 59 yards, including a long of 43 yards where he was pushed out of bounds by Bear kicker Kevin Butler to save a potential TD return . . . Broke Billy Sims' rookie rushing record of 1,303 yards with 104 yards and one TD on 21 carries vs. Tampa Bay (12/17) . . . Reeled off 158 yards on 20 carries to eclipse Sims' single-season rushing mark . . . Scored on runs of 25, 17 and 18 yards which gave him a club-high 14 TDs and surpassed Sims' previous single-season mark of 13 . . . Earned numerous All-Star honors at the conclusion of the season: Associated Press All-Pro team, College and Pro Football Newsweekly NFL All-Pro team, Pro Football Writers Association All-Pro team, Football Digest All-Pro team, The Sporting News All-Pro team, Pro Football Weekly All-NFL, Pro Football Weekly Offensive Rookie of the Year, AP Offensive Rookie of the Year, Sports Illustrated's "Z" team Rookie of the Year, United Press International NFC Rookie of the Year, The Sporting News Rookie of the Year, NFL Films Rookie of the Year, College and Pro Football Newsweekly Offensive Rookie of the Year, PFWA Rookie of the Year, Football Digest Offensive Rookie of the Year, Football News All-NFC team, UPI All-NFC team, Lions' Offensive MVP and the Lions' Quarterback Club Offensive MVP.

COLLEGE and PERSONAL: The winner of the Heisman Trophy his junior and final season at Oklahoma State, Sanders established 13 NCAA season records . . . He owns the Cowboys' school record for TDs with 56 . . . Oklahoma State's third all-time leading rusher with 3,797 . . . He lettered twice in football and basketball at North (Wichita) HS . . . Currently enrolled at Oakland University . . . Donated \$200,000 to Paradise Baptist Church in Wichita . . . Single . . . Lives in Rochester . . . His full name is Barry Sanders.

SANDERS' CAREER BESTS

Rushing Attempts: 33 vs Miami (9/15/91)
Most Yards Rushing: 220 at Minnesota (11/24/91)
Longest Run: 69 vs Tampa Bay (9/29/91)
Most Rushing TDs: 4 at Minnesota (11/24/91)
Most Receptions: 9 vs Minnesota (10/6/91)
Most Receiving Yards: 96 at NY Giants (9/17/89)
Longest Reception: 46 vs. Cleveland (11/23/89)
Total Yards: 251 at Minnesota (11/24/91)
Total TDs: 4 at Minnesota (11/24/91)
100-Yard Games: 18 career; 8 in 1991

SANDERS' PRO STATISTICS

Year	RUSHING					RECEIVING				
	Att.	Yds.	Avg.	Long	TD	Rec.	Yds.	Avg.	Long	TD
1989	280	1,470	5.3	34	14	24	282	11.8	46	0
1990	255	1,304	5.1	45t	13	35	462	13.2	47t	3
1991	342	1,548	4.5	69t	16	41	307	7.5	34	1
TOTALS	877	4,322	4.9	69t	43	100	1,051	10.5	47t	4
Playoffs	23	113	4.9	47t	1	9	45	5.0	10	0

SANDERS' GAME-BY-GAME OFFENSIVE STATISTICS

1989 SEASON

			RUSHING					RECEIVING					Cum	Total
Date	Team	Score	Att.	Yds.	Avg.	Long	TD	Rec.	Yds.	Avg.	Long	TD	Yds.	TDs
9/10	Phoe*	W 16-13	9	71	7.9	26	1	0	0	0	0	0	71	1
9/17	NYG	L 24-14	12	57	4.8	14	1	6	96	16.0	27	0	153	1
9/24	Chi*	L 47-27	18	126	7.0	28	1	1	10	10.0	10	0	136	1
10/1	Pitt*	L 23-3	5	1	0.2	4	0	2	11	5.5	10	0	12	0
10/8	Minn	L 24-17	23	99	4.3	18	0	2	30	15.0	30	0	129	0
10/15	TB*	W 17-16	DID NOT PLAY											
10/22	Minn*	W 20-7	15	59	3.9	21	0	1	9	9.0	9	0	68	0
10/29	GB	L 23-20/OT	30	184	6.1	31	0	0	0	0	0	0	184	0
11/5	Hou	L 35-31	19	91	4.8	17	2	1	-3	-3.0	-3	0	88	2
11/12	GB*	W 31-22	16	69	4.3	15	1	1	20	20.0	20	0	89	1
11/19	Cin	L 41-7	18	114	6.3	29	1	1	6	6.0	6	0	120	1
11/23	Cle*	W 13-10	28	145	5.2	23	0	2	44	22.0	46	0	189	0
12/3	N.O.*	W 21-14	20	72	3.6	27	1	2	9	4.5	12	0	81	1
12/10	Chi	W 27-17	26	120	4.6	30	2	3	39	13.0	19	0	159	2
12/17	TB*	W 33-7	21	104	5.0	34	1	1	8	8.0	8	0	112	1
12/24	Atl	W 31-24	20	158	7.9	25t	3	1	3	3.0	3	0	161	3

TOTALS 15 Games 280 1,470 5.3 34 14 24 282 11.8 46 0 1,752# 14

Totals do not include 118 yards on 5 kickoff returns, long return of 43.

1990 SEASON

Date	Team	Score	Rushing				Rec.	Receiving				Cum Total Yds.	TDs
			Att.	Yds.	Avg.	Long	TD	Yds.	Avg.	Long	TD		
9/9	TB*	L 38-21	14	79	5.6	24	1	0	0	0.0	0	0	79 1
9/16	All*	W 21-14	18	55	3.1	17t	1	0	0	0.0	0	0	55 1
9/23	TB	L 23-20	15	52	3.5	18	0	2	24	12.0	14	0	76 0
9/30	GB*	L 24-21	20	94	4.7	18	1	1	11	11.0	11	0	105 1
10/7	Minn	W 34-27	15	82	5.5	21	1	3	42	14.0	22t	1	124 2
10/14	KC	L 43-24	16	90	5.6	13t	1	5	135	27.0	47t	1	225 2
10/28	NO	W 27-10	12	10	0.8	13	1	5	72	14.4	27	0	82 1
11/4	Wash*	L 41-38/OT	11	104	9.5	45t	1	0	0	0.0	0	0	104 1
11/11	Minn*	L 17-7	12	62	5.2	16	0	3	18	6.0	8	0	80 0
11/18	NYG	L 20-0	11	69	6.3	17	0	2	10	5.0	5	0	79 0
11/22	Den*	W 40-27	23	147	6.4	23	1	3	30	10.0	35t	1	177 2
12/2	Chi	L 23-17/OT	17	61	3.6	17	0	2	32	16.0	29	0	93 0
12/10	Raid*	L 38-31	25	176	7.0	35t	2	3	16	5.3	14	0	192 2
12/16	Chi*	W 38-21	18	67	3.7	18	1	2	26	13.0	18	0	93 1
12/22	GB	W 24-17	19	133	7.0	37	1	3	31	10.3	21	0	164 1
12/30	Sea	L 30-10	9	23	2.6	16	1	1	15	15.0	15	0	38 1

TOTALS 16 Games 255 1,304 5.1 45t 13 35 462 13.2 47t 3 1,766 16

1991 SEASON

Date	Team	Score	RUSHING					RECEIVING					Cum Total			
			Att.	Yds.	Avg.	Long	TD	Rec.	Yds.	Avg.	Long	TD	Yds.	TDs		
9/1	Wash	L 45-0	DID NOT PLAY													
9/8	GB*	W 25-14	18	42	2.3	7	1	2	0	0.0	6	0	42	1		
9/15	Mia*	W 17-13	32	143	4.5	14	0	1	14	14.0	14	0	157	0		
9/22	Ind	W 24- 3	30	179	5.9	42	2	3	10	3.3	12	0	189	2		
9/29	TB*	W 31- 3	27	160	5.9	69t	3	2	2	1.0	1	0	162	3		
10/6	Minn*	W 24-20	25	116	4.6	15t	1	9	76	8.4	22	0	192	1		
10/20	SF	L 35- 3	7	26	3.7	16	0	0	0	0	0	0	26	0		
10/27	Dal*	W 34-10	21	55	2.6	16	0	2	21	10.5	11	1	76	1		
11/3	Chi	L 20-10	18	63	3.5	12	0	2	14	7.0	14	0	77	0		
11/10	TB	L 30-21	23	118	5.1	40	2	6	36	6.0	11	0	154	2		
11/17	Rams*	W 21-10	26	57	2.2	25	0	1	5	5.0	5	0	62	0		
11/24	Minn	W 34-14	23	220	9.6	45t	4	4	31	7.8	31	0	251	4		
11/28	Chi*	W 16- 6	19	62	3.3	11	0	0	0	0	0	0	62	0		
12/8	NYJ*	W 34-20	20	114	5.7	51t	2	4	32	8.0	20	0	146	2		
12/15	GB	W 21-17	27	85	3.1	26	0	2	13	6.5	17	0	98	0		
12/22	Buff	W 17-14/OT	26	108	4.2	20	1	3	53	17.7	34	0	161	1		
TOTALS		15 Games	342	1,548	4.5	69t	16	41	307	7.5	34	1	1,855	17		
CAREER		46 Games	877	4,322	4.9	69t	43	100	1,051	10.5	47t	4	5,373	47		

PLAYOFF GAMES

			RUSHING					RECEIVING					Cum	Total
Date	Team	Score	Att.	Yds.	Avg.	Long	TD	Rec.	Yds.	Avg.	Long	TD	Yds.	TDs
1/5/92	Dal*	W 38-6	12	69	5.8	47t	1	5	30	6.0	9	0	99	1
1/12/92	Wash	L 41-10	11	44	4.0	23	0	4	15	3.8	10	0	59	0
TOTALS		2 Games	23	113	4.9	47t	1	9	45	5.0	10	0	158	1
* Indicates home game														

* Indicates home game

SANDERS' TOTAL YARDAGE

Year	Games/Starts	Rushing	Receiving	Returns	Total	Per Game
1989	15/13	1,470	282	118	1,870	124.7
1990	16/16	1,304	462	0	1,766	110.4
1991	15/15	1,548	307	0	1,855	123.7
TOTALS		4,322	1,051	118	5,491	119.4
Playoffs		2/2	113	45	158	79.0

BARRY SANDERS' MOTOWN RECORDS

Game Records

Rushing Yards (at Minn., 11/24/91) 220

Rushing TDs (at Minn., 11/24/91) 4

Points (at Minn., 11/24/91) 24*

Total TDs (at Minn., 11/24/91) 4*

Career Records

Rushing TDs (1989-91) 43

Total TDs (1989-91) 47*

Season Records

Rushing Yards (1991) 1,548

Rushing TDs (1991) 16

Rushing Attempts (1991) 342

Total TDs (1991) 17

100-Yard Games (1991) 8


* Tied Record

SANDERS' STATS WHEN THE LIONS PLAY...

LOCATION	G	Car.	Yds	RUSHING				Rec	Yds	Avg.	Avg/G	Lg	TD	RECEIVING				Comb.	Total
				Avg.	Avg/G	Lg	TD							Yds	Avg.	Avg/G	Lg	TD	
Home	23	443	2,054	4.6	88.3	69	19	42	352	8.4	15.3	46	2	2	2,406			21	
Away	23	434	2,268	5.2	98.6	42	24	58	699	12.1	30.4	47	2	2	2,967			26	

FIELD	G	Car.	Yds	RUSHING				Rec	Yds	Avg.	Avg/G	Lg	TD	RECEIVING				Comb.	Total
				Avg.	Avg/G	Lg	TD							Yds	Avg.	Avg/G	Lg	TD	
Art. Turf	34	637	3,102	4.9	91.2	69	33	77	838	10.9	24.6	47	4	4	3,940			37	
Grass	12	240	1,220	5.1	102.1	40	10	23	213	9.3	17.8	29	0	0	1,433			10	

STADIUM	G	Car.	Yds	RUSHING				Rec	Yds	Avg.	Avg/G	Lg	TD	RECEIVING				Comb.	Total
				Avg.	Avg/G	Lg	TD							Yds	Avg.	Avg/G	Lg	TD	
Indoors	29	554	2,664	4.8	91.9	69	29	62	538	8.7	18.6	46	3	3	3,202			32	
Outdoors	17	323	1,658	5.1	97.5	40	14	38	513	13.5	30.2	47	1	1	2,171			15	



Nevada-Reno 12th Year HT: 6-7 WT: 286

Born: 10-22-58 Waivers in '86

GAMES PLAYED/STARTED: 1981 (16/6); 1982 (9/0); 1983 (16/0); 1984 (10/2); 1985 (16/7); 1986 (11/3); 1987 (12/0); 1988 (16/0); 1989 (16/7); 1990 (16/2); 1991 (14/14) **TOTAL:** (152/41)

PRO: Now entering his 12th professional season, Sanders is an expert at reacting to the many defensive looks . . . After five seasons as a valuable reserve for the Lions, Sanders proved to be a capable starting NFL tackle in 1991, and is a front runner to return to that position in '92 . . . Although he is the team's long-snapper, he has never played center . . . An outstanding pass protector . . . A finesse blocker who responds well to quick and physical defensive ends . . . Drafted on the fifth round by the Falcons, he was the 136th player selected in the 1981 draft . . . Claimed on waivers by Detroit on Nov. 28, 1986. **1991:** Started 14 games at tackle and again handled all long-snapping chores before season was cut short by a knee injury . . . Assumed the starting right tackle position in place of Harvey Salem, and responded with some of the best line play of his career . . . Started each of the first 10 games of the season at right tackle, then moved over to left tackle in place of Pro-Bowler Lomas Brown for the Lions' contest against the Rams (11/17) . . . Returned to his familiar right tackle spot for the next three games, but sustained knee injury in Detroit's win over the Jets (12/8) . . . Did not return to action and was placed on injured reserve Dec. 10. **1990:** Sanders' versatility allowed him to be a valuable member of the Detroit front line in '90 . . . Saw spot duty on the line and handled all long snapping chores early in the season for Detroit . . . Was prepared when called upon to start at right tackle in place of the injured Harvey Salem for the Lions' contests at Kansas City (10/14) and New Orleans (10/28) and performed very well in both games. **1989:** The Lions' offense solidified with Sanders in the starting unit . . . He made his debut in the starting lineup at right tackle vs. Green Bay (11/12) with an injury to Harvey Salem . . . Detroit proceeded to win six of its next seven games . . .

Continued

Relieved Salem in both Minnesota games and played well against Al Noga . . . Performed well with other members of the offensive line, particularly with RG Ken Dallafior . . . Served as the long-snapper in every game. **1988:** The tallest among the Lions' offensive linemen, Sanders gives Detroit great versatility . . . With the ability to play both guard and tackle positions, he is always available in emergency situations . . . In addition to his duties as Lomas Brown's backup at left tackle and the team's long snapper on punts, Sanders gained a great deal of playing time at left guard . . . As a result, he played in every game . . . Also contributed one tackle on special teams. **1987:** Saw action in 12 games . . . Stepped in for Lomas Brown at left tackle in the second quarter in the season opener at Minnesota (9/13) when Brown suffered an injury . . . He was again summoned at Washington (11/15) and Tampa Bay (11/24) when Brown was injured. **1986:** Acquired from Atlanta on Nov. 18th via the waiver wire . . . Handled the long-snapping duties in the Lions' final three games . . . Filled in at tackle at Pittsburgh (12/7) . . . Started three games for the Falcons before he injured his back and was placed on injured reserve. **1985:** Started in seven of the 16 games he played at either left guard, left tackle or right tackle . . . His first start of the season was for injured John Scully at left guard vs. Philadelphia in Week 10 . . . The following week he replaced Bret Miller at right tackle . . . Moved to left tackle the next week after a knee injury to Mike Kenn. **1984:** Slowed by a knee strain which caused him to miss training camp . . . Bounced back to play the first 10 games before re-injuring the knee at Washington . . . Started at left tackle in place of the injured Mike Kenn vs. Detroit and Minnesota . . . Did not have a holding penalty called on him. **1983:** Played in all 16 games in a reserve role and as the team's long-snapper . . . His flawless snaps led to kicker Mick Luckhurst's success . . . Was not assessed a holding penalty. **1982:** Played in nine games primarily on special teams . . . Recorded a big play when he recovered a muffed punt vs. the Rams (11/21) on the six-yard line which led to a Falcons TD . . . Played extensively vs. New Orleans (12/12) with Warren Bryant experiencing back spasms . . . Was perfect with his long-snapping chores. **1981:** He was thrown into action when starter Warren Bryant was injured in Week Three . . . Sanders started the next six games and played in 52% of the offensive plays . . . Served as the club's long-snapper.

COLLEGE and PERSONAL: Because of a heavy academic load, Sanders did not play football until his junior year at Nevada-Reno . . . A pre-med student, his college major was nutrition . . . Prepped at Wooster (Reno, Nev.) HS where he was also a member of the school's snow skiing team . . . Was a teammate with Lions' assistant coach June Jones with the Falcons . . . He and his wife, Irene, live in Alpharetta, Ga. . . Nailed a shot from halfcourt during a celebrity shoot-out at a 1989 Atlanta Hawks game . . . He and his wife Irene live in Alpharetta, Ga., and have a son, Brock . . . His full name is Eric Downer Sanders.



CORNERBACK

**Kevin
Scott**

Stanford 2nd Year HT: 5-9 WT: 175

Born: 5-19-69 D-4 in '91

**GAMES PLAYED STARTED: 1991 (16/0) [2/0] TOTAL:
(16/0) [2/0]**



PRO and 1991: A tough, durable and scrappy performer with cat-like quickness . . . Aggressive open field tackler who excels as a man-on-man pass defender . . . Quality kick returner who works the sidelines well . . . Displays shifty moves and a galloping stride . . . Saw action in all

16 regular season contests and both post-season games in 1991 . . . Made the first tackle of his career on the special teams unit in the home-opener against the Packers (9/8) . . . Registered three tackles including two solos in a win over Tampa Bay (9/29) . . . Made a career-high four stops against the Cowboys (10/27) . . . Saw considerable action in the secondary at Chicago (11/3) following an injury to Melvin Jenkins . . . Returned one kickoff 16 yards and made one solo tackle at Green Bay (12/15) . . . Posted one tackle versus Dallas in the NFC divisional playoffs (1/5) . . . Had a special teams stop at Washington in the NFC Championship Game (1/12) . . . Scott was selected by the Lions as their fourth draft choice, taking him with the eighth pick in the fourth round.

COLLEGE and PERSONAL: All-America honorable mention and first team all-Pac 10 . . . Started all senior season at cornerback, recording 53 tackles (34 solos) with four stops for 11 yards in losses . . . Recovered two fumbles and blocked a kick . . . Deflected six passes and intercepted three others for 19 yards in returns . . . In 1989, was co-winner of the team's Iron Man award given to the players who play every down during the season and also was named the team's Most Outstanding Junior . . . Majored in sociology/economics at Stanford where he was an Honor Roll student and a member of the Student Senate . . . National Honor Society member . . . All-league and all-state honorable mention at St. Mary's (Phoenix, AZ) High School . . . Rushed for 1,100 yards and 19 TDs as a prep tailback . . . Led the team to a pair of state titles his sophomore and junior years . . . Kevin Tommorse Scott was born May 19, 1969 in Phoenix, Arizona.

SCOTT'S CAREER BESTS

Tackles: 4 vs Dallas (10/27/91)

SCOTT'S PRO STATISTICS

Year	Total	TACKLES		Interceptions		Fumbles Rec./For.	Passes Def.
		Solo	Asst.	No./Yards			
1991	14	10	4	0/0		0/0	1
TOTALS	14	10	4	0/0		0/0	1
Playoffs	2	2	0	0/0		0/0	0



LINEBACKER

**Chris
Spielman**



Ohio State 5th Year HT: 6-0 WT: 247

Born: 10-11-65 D-2a in '88

GAMES PLAYED/STARTED: 1988 (16/16); 1989 (16/16);
1990 (12/12); 1991 (16/16) [2/2] **TOTAL:** (60/60) [2/2]

PRO: Now recognized as one of the NFL's premier inside linebackers, Spielman made his third consecutive trip to the Pro Bowl after the 1991 season . . . One of the most dedicated players in the game today . . . Desire, determination and commitment best describe his work ethic . . . An emotionally intense player whose ascent to the 1989 Pro Bowl as a starter dispelled any

questions regarding his athletic prowess . . . Has led the Lions in tackles during each of his first four professional seasons . . . Has 512 career total tackles . . . Also has 7 1/2 sacks with eight fumble recoveries and six forced fumbles . . . A second-round draft choice in 1988 (29th overall).

1991: Made his third consecutive Pro Bowl appearance after pacing Detroit in tackles for the fourth straight season . . . Captured Associated Press All-Pro honors and named to the All-Madden Team . . . Football News' All-NFC Team . . . Finished the '91 campaign with 123 tackles (84 solos) . . . Started every regular-season and post-season game despite a series of nagging injuries . . . Recorded seven or more tackles 12 times in 1991 . . . Had six tackles in the opener at Washington (9/1), then posted eight the following week versus Green Bay (9/8) . . . Made five solo stops against Miami (9/15), including one on the Lions' 2-yard line in the fourth quarter as part of game-saving goal line stand . . . Led the team with 12 tackles versus Tampa Bay (9/29) . . . Posted eight stops and forced a fumble in win over Cowboys (10/27) . . . Had nine tackles at both Chicago (11/3) and Tampa Bay (11/10) . . . Had great outing at Minnesota (11/24), notching nine tackles with one sack and a fumble recovery . . . Seven tackles and recovered a fumble in Thanksgiving Day win over Chicago (11/28) . . . Made eight tackles, recovered a fumble and defended one pass versus Jets (12/8) . . . Registered a career-high 18 tackles, including 13 solos, in season finale at Buffalo (12/22) . . . In the Lions' divisional playoff game against Dallas (1/5), Spielman made six tackles and intercepted a pass . . . Led Detroit with seven tackles in the NFC Championship Game at Washington (1/12).

1990: Appeared in his second straight Pro Bowl and was named to the Football News' All-NFC team . . . Although a shoulder separation kept Spielman on the sidelines for four games, he managed 108 tackles (79 solos), the third consecutive year he has led the club in stops . . . Recorded seven tackles, including six solos, in the opener versus Tampa Bay (9/9) . . . Spearheaded the Detroit defense against Atlanta (9/16) when he collected 12 tackles, posted the first Lions' sack of the year (a Chris Miller eight-yard loss), snuffed out a fourth-and-one play, and recovered a Miller fumble on the Detroit 13-yard line in the fourth quarter — all this while playing nearly the entire game with a separated shoulder . . . Spielman was named NFC Defensive Player-of-the-Week for his performance against the Falcons . . . He was placed on IR for the following four games as he recovered from the shoulder injury . . . Returned in the contest at New Orleans (10/28) with a game-high 10 tackles, one pass defended and a 12-yard interception off Steve Walsh . . . Tallied nine tackles against the Redskins (11/4) . . . Against Minnesota (11/11), he registered nine tackles, one forced fumble and one sack (the sack occurred as the Vikes threatened to score on the Lions' six-yard line in the third quarter — and the subsequent field goal try sailed wide left) . . . Had nine stops at the N.Y. Giants (11/18), then recorded a game-high 10 tackles and one pass defended on Thanksgiving versus the Broncos (11/22) . . . Recorded a game-high 11 tackles versus Chicago (12/2) and led all defenders with eight stops on Monday Night against the Raiders (12/10) . . . After collecting four solos in Detroit's win over Chicago (12/16), had a game-high nine tackles at Green Bay (12/22) and recovered a Michael Hadd fumble which led to the game-winning TD . . . Capped the year with a team-leading eight stops at Seattle (12/30).

1989: Although he missed virtually the entire pre-season with an ankle injury, he led the club in tackles for the second straight season . . . Registered 125 total tackles (89 solos) . . . Recorded a 10-tackle game on four different occasions . . . Improved his pass rushing ability . . . Recorded his first career sack vs. Pittsburgh (10/1) . . . He tallied 4 1/2 sacks for 30 yards for the season . . . He also tallied 10 solo tackles and three assists vs. Pittsburgh . . . Recorded a season-high 14 tackles at Tampa (10/15) and was nominated as NFC Defensive Player-of-the-Week . . . Set the defensive tone with a vicious hit on Minnesota wide receiver Anthony Carter forcing his helmet 33 yards downfield vs. the Vikings (10/22) . . . Recorded 11 tackles and one forced fumble vs. the Vikings . . . In that game, Spielman sustained a gash over his eye, which would later require five stitches to close, but would not remove himself from the contest . . . Despite limited playing time at Houston due its four WR set, he recorded nine tackles and also recovered a Drew Hill fumble and rumbled 19 yards to set up a TD . . . Scooped up a Michael Haddix fumble the following week vs. Green Bay (11/12) and scampered 12 yards to set up the game-winning TD in a 31-20 victory . . . He also contributed 10 tackles vs. the Packers . . . Was named to Football News' All-NFC Team, the 1989 All-Madden Team and to United Press International's NFC All-Star (second) Team.

1988: Displayed exceptional ability to get to the ball, Spielman set team defensive tackles record

in his rookie season by registering 153 tackles (118 unassisted) to break the mark of 148 held by Ken Fantetti in 1981 . . . In addition to recording 10-or-more tackles on six occasions, he had a season-high 16 against Minnesota (11/6) . . . Earned numerous post-season honors, including USA Today's NFC Defensive Rookie of the Year award, NFL Defensive Rookie of the Year honors from College and Pro Football Newsweekly, NFL All-Rookie honors (UPI and C&PFW), and a spot on the 1988 All-Madden Team category of "Just Guys" — players who simply deserve to be on the team, regardless of position . . . He also finished second in balloting for the Associated Press' NFL Defensive Rookie of the Year award behind Jets' CB Erik McMillen.

COLLEGE and PERSONAL: Spielman, a graduate of Ohio State, was Detroit's first second-round pick in the 1988 draft . . . He concluded his playing career with the Buckeyes as the school's third all-time leading tackler with 546, and capped a fine senior season by winning the Lombardi Award . . . A two-time All-America and three-time All-Big Ten selection, Spielman led OSU in tackles in his final two seasons with 205 as a junior and 156 as a senior . . . The high school All-America at Washington (Massillon, Ohio) High was selected the top high school linebacker in the nation by Parade Magazine and was featured on the cover of Wheaties . . . He and Lions' CB William White were teammates at OSU . . . Active with Pro Challenge, a group which speaks to high school students . . . Hobbies include playing Nintendo, weightlifting and reading . . . Jack Nicholson is his favorite actor and "Rocky" his favorite movie . . . Meat & potatoes is his favorite meal, along with Gatorade . . . Spielman and his wife Stefanie celebrated their third anniversary on June 24 . . . His full name is Charles Christopher Spielman.

SPIELMAN'S CAREER BESTS

Tackles: 18 at Buffalo (12/22/91)

SPIELMAN'S PRO STATISTICS

Year	TACKLES			Sacks No./Yards	Interceptions No./Yards	Passes Def.	Fumbles Rec./For.
	Total	Solo	Asst.				
1988	153	118	35	0/0	0/0	7	1/1
1989	125	89	36	4.5/30	0/0	1	2/1
1990	108	79	29	2 / 20	1/12	2	2/1
1991	126	84	42	1 / 1	0/ 0	3	3/3
TOTAL	512	370	142	7.5/51	1/12	13	8/6
Playoffs	13	10	3	0 / 0	1/ 0	1	0/0

LIONS' RETIRED NUMBERS

Five uniform numbers officially have been retired by the Lions, saluting the contributions made by the last player who wore the respective numbers:

- 7 Earl "Dutch" Clark
- 22 Bobby Layne
- 37 Doak Walker
- 56 Joe Schmidt
- 85 Chuck Hughes

92 DEFENSIVE TACKLE Marc Spindler

Pittsburgh 3rd Year HT: 6-5 WT: 290
Born: 11-28-69 D-3 in '90

GAMES PLAYED/STARTED: 1990 (4/2); 1991 (16/16) [2/2]
TOTAL: (20/18) [2/2]



PRO: Physically powerful defensive lineman, Spindler is exceptionally strong against the run ... Combines tremendous strength and improved mobility ... Slowed by injuries during his rookie campaign, he rebounded to start every contest at defensive tackle in 1991 ... Dedicated weight-lifter throughout the year, trains on a daily basis with Chris Spielman during the off-season ... Was considered by some as the finest defensive lineman available in the 1990 college draft when the Lions selected Spindler in the third round (62nd pick overall). **1991:** Starter at defensive tackle all 16 regular season games and both playoff contests ... Totaled 49 tackles, including 33 solos, with 3 1/2 sacks ... Sacked Dan Marino and had two other stops in win over Miami (9/15) ... Registered another sack the following week at Indianapolis (9/22) ... Had outstanding outing against Dallas (10/27), recovering a fumble, defending one pass, and blocking a field goal attempt which was returned for a TD by William White to key a 34-10 victory ... Tallied five tackles at Tampa Bay (11/10) ... Credited with half a sack as he tallied a career-high eight tackles in a win over the Jets (12/8/91) ... Had five stops in the season finale at Buffalo (12/22) ... Made two tackles against Dallas in the Lions' divisional playoff contest (1/5). **1990:** Was slowed throughout his rookie season with a knee injury, but played with dogged determination ... Compiled 11 tackles (nine solos) in four games ... Played well and contributed a solo and an assist in the opener against Tampa Bay (9/9) ... Versus Atlanta (9/16), received his first professional start at left end in place of Keith Ferguson and responded with four tackles, three of them solos ... Had his best day as a pro with five solo tackles and also sacked Vinny Testaverde for a loss of 10 yards at Tampa (9/23) ... Was placed of injured reserve for the remainder of the season following an injury to his knee while stretching.

COLLEGE and PERSONAL: He was chosen as the 1989 College Football Player-of-the-Year and also underclassman Defensive Player-of-the-Year by The Sporting News and also earned second team honors from the Associated Press during his junior and final season ... Also received first team All-Eastern College Athletic Conference honors ... Concluded his career with 202 career tackles (111 solo), 7 1/2 sacks, two forced fumbles and two fumble recoveries ... Started at left defensive tackle and led the team with 73 total tackles (49 solo) in '89 ... Had three games with nine stops vs. Boston College, Temple and Notre Dame ... Sacked quarterback Major Harris twice and also had seven tackles vs. West Virginia ... Started the first five games at defensive tackle during his sophomore season before sustaining a season-ending knee injury vs. Notre Dame ... As only the fourth true freshman in the last twenty years to start his first game in a Panther uniform (the others were Tony Dorsett, Hugh Green and Bill Fralic), Spindler started at right defensive tackle and finished second on the team with 106 tackles ... Earned All-East first team honors ... Majored in communications at Pittsburgh ... Lettered in wrestling and basketball at West Scranton (Pa.) HS, and was the regional heavyweight wrestling champion ... A starter in 46 consecutive games, he was chosen as the High School Player-of-the-Year by USA Today during his senior season ... Given name is Marc Rudolph Spindler.

SPINDLER'S CAREER BESTS

Tackles: 8 vs NY Jets (12/8/91)

SPINDLER'S PRO STATISTICS

	Total	TACKLES Solo	Assists	Sacks No./Yards	Fumbles Rec./For.
1990	11	9	2	1/10	0/0
1991	49	33	16	3.5/13	1/1
TOTAL	60	42	18	4.5/23	1/1
Playoffs	2	1	1	0/0	0/0



TIGHT END
Derek Tennell

UCLA 5th Year Ht: 6-5 Wt: 270

Born: 2-12-64 FA in '91

GAMES PLAYED/STARTED: 1987 (11/2) [2/0]; 1988 (16/3) [1/0]; 1989 (14/3); 1990 (0/0); 1991 (15/2) [2/0] **TOTAL:** (56/10) [5/0]



PRO: Possesses good hands and has shown good ability to run after the catch . . . Could see more action as Lions look to utilize a tight end more often . . . Originally drafted by the Seattle Seahawks in the seventh round in 1987 (185th overall). **1991:** Played his first game as a Lion vs. Green Bay (9/8), made two special teams tackles . . . Caught the first pass by a Lions tight end since 1988 when he and Rodney Peete hooked up on an 18-yard completion at Indianapolis (9/22) . . . Caught one pass for 13 yards vs. Tampa Bay (9/29) . . . Made his first start as a Lion as Detroit opened the game in a two-tight end formation . . . Started vs. Dallas (10/27) as Lions again opened the game in a two-tight end offense, caught one pass for five yards . . . Played in each of the remaining games, on special teams and short yardage, did not catch any passes . . . Signed by the Lions on April 25 . . . Released in final cut (8/27) . . . Resigned by the Lions (9/24) when Eugene Riley went on injured reserve. **1990:** Signed by San Francisco on March 8 . . . Released Aug. 27 . . . Did not play the remainder of the '90 season. **1989:** Saw action in 14 games . . . Started three games . . . Waived by Cleveland (12/12). **1988:** Caught his first two passes of the season at Pittsburgh (10/2), (26 and four yards) . . . Made one reception for 15 yards vs. Philadelphia (10/16) . . . Started vs. Pittsburgh (11/20) and caught three passes for 25 yards, including a two-yard toss from Bernie Kosar for the Browns first touchdown . . . Replaced Ozzie Newsome in the starting lineup at Washington (11/27), did not catch a pass . . . Saw action in the playoff game vs. Houston, did not catch a pass. **1987:** Scored touchdowns on three of his nine receptions . . . Had five receptions for 59 yards during the strike . . . Caught three passes for 39 yards at New England (10/11) . . . Scored the first TD in the NFL at Cincinnati (10/18) on a three-yard pass from Gary Danielson . . . Made his first catch in a non-strike game vs. Buffalo (11/15), on a 24-yard pass from Kosar . . . Caught his second touchdown pass as a professional on a two-yard pitch from Kosar vs. Cincinnati (12/13) . . . Scored his third TD in the season finale at Pittsburgh (12/26) . . . Played in two playoff games.

Continued

COLLEGE and PERSONAL: Started his college career as a fullback then switched to tight end as a sophomore . . . Caught 64 passes (59 as a tight end) for 608 yards (9.5 avg.) and three touchdowns on his four years with the Bruins . . . Caught three passes for 30 yards in 45-28 Rose Bowl victory over Iowa . . . Had his best season as a sophomore, catching 23 passes for 203 yards, even though he missed two games with a shoulder injury . . . Was redshirted in 1982 . . . All-American honorable mention and All-Conference selection at West Covina (Calif.) High School . . . Was All-Conference three times in basketball and averaged 19 points and 12 rebounds a game as a senior. Single. His full name is Derek Wayne Tennell.

TENNEL'S CAREER BESTS

Receiving Yards: *39 at New England (10/4/87)

Receptions: *3 (twice) (* with Cleveland)

TENNEL'S PRO STATISTICS

		RECEIVING		
Year	No.	Yards	Avg.	TD
1987 (Cle.)	9	102	11.3	3
1988 (Cle.)	9	88	9.8	1
1989 (Cle.)	1	4	4.0	1
1991	4	43	10.8	0
TOTALS		237	10.3	5



QUARTERBACK

Andre Ware



Houston 3rd Year HT: 6-2 WT: 205

Born: 7-31-68 D-1 in '90

GAMES PLAYED/STARTED: 1990 (4/1); 1991 (1/0) [2/0]

TOTAL: (5/1) [2/0]

PRO: Ware has made steady progress in his first two seasons as a professional — particularly during Detroit's most recent mini-camps — and will be prepared to battle for the starting QB nod . . . Has all the tools (strong and accurate arm, good foot speed, knowledge of the game) to become an outstanding NFL quarterback . . . Owns great leadership qualities . . . He is only lacking experience on the professional level . . . One of the most prolific college quarterbacks ever, Ware was the Lions' first round selection in the 1990 NFL Draft. **1991:** Looked impressive in the Lions' Hall of Fame Game contest against Denver (7/27), completing eight-of-16 passes for 123 yards, highlighted by a 41-yard TD strike to Jeff Campbell . . . Started the second preseason contest against Cincinnati (8/2), throwing for 82 yards on 7-of-21 passing . . . Completed 16-of-28 attempts for 138 yards in preseason game at Buffalo (8/10) . . . Got his third straight preseason start at Kansas City (8/17) where he was 4-of-10 for 24 yards . . . Opened the regular season as the number three QB behind Peete and Kramer . . . Saw his first and only regular season action late at Minnesota (11/24), rushing four times for six yards but did not throw a pass . . . Saw limited action in both of Detroit's post-season contests . . . Did not attempt a

pass against Cowboys (1/5) . . . Completed 4-of-9 passes for 15 yards and one interception (returned 32 yards for a TD by Darrell Green) while rushing twice for 25 yards at Washington in the NFC title game (1/12). **1990:** Missed most of the '90 training camp due to contract negotiations, but did play against Cincinnati in preseason and completed two-of-seven passes for one TD . . . Saw action in four games during the regular season, completing 13-of-30 passes for 164 yards with one TD and two INTs . . . Entered his first professional game at the 14:52 mark of the fourth quarter in Week 6 at Kansas City (came on for one play as Bob Gagliano was shaken up) . . . He returned later in the fourth quarter and his first completion was a 33-yarder to Sanders . . . He also engineered a 62-yard TD drive in seven plays capped by an eight-yard TD completion to James Wilder . . . Finished the Chiefs game four-of-seven for 65 yards and one TD . . . Did not play again until the Week 10 Minnesota contest (11/11) when he got his first pro start . . . Completed five-of-11 passes for 48 yards and two INTs while running for 34 yards on six carries (5.7 average) . . . Played in the fourth quarter at the N.Y. Giants (11/18) when he completed three-of-seven for 37 yards, including a 27-yarder to Robert Clark . . . Saw his final action in the last game at Seattle (12/30), connecting on one-of-five passes and rushing one time for 30 yards late in the game.

COLLEGE and PERSONAL: The 1989 Heisman Trophy winner, Andre Ware shattered the single-season passing yardage record during his junior and final season at Houston . . . His 4,699 airborne yardage eclipsed the previous mark of 4,571 set by former Brigham Young quarterback Jim McMahon . . . His 46 touchdown passes as a junior was one shy of McMahon's mark . . . Established 26 NCAA records . . . Played in only 27 contests, however he is the SWC all-time record holder with 75 touchdown passes (surpassing the previous mark of 48 by Kevin Murray of Texas A&M) . . . Completed 660-of-1,074 passes (63.1) for 8,202 yards, 75 TDs with only 28 INTs during his three seasons at Houston (efficiency rating of 133.7 is a school record) . . . Holds school career marks in attempts, completions and yardage . . . Established a conference record for throwing for 400-plus yards in 10 contests and averaged 427 yards passing per contest in '89 . . . He set NCAA records for yards passing in a quarter (340), yards in a half (517), most TD passes in a quarter (5) and most consecutive 200-yard passing games (12) as Houston scorched Southern Methodist 95-21 (the Cougars set NCAA records vs. SMU with 1,021 yards in total offense and 771 passing yards) . . . As a sophomore, Ware split playing time at quarterback until he took over fulltime in the final four games and set a conference record with 25 TD tosses . . . Honored by the Academy Award of Sports as the 1989 College Football Player of the Year . . . A business major at Houston, Ware transferred from Alvin Junior College in 1986 . . . Lettered in football, basketball and baseball at Dickinson (Texas) HS . . . Recipient of all-district honorable mention in basketball and baseball . . . Single . . . Full name is Andre Ware.

WARE'S CAREER BESTS

Completions: 5 vs Minnesota (11/11/90)
Attempts: 11 vs Minnesota (11/11/90)
Pass Yards: 65 at Kansas City (10/14/90)
Pass TDs: 1 at Kansas City (10/14/90)
Long Pass: 33 at Kansas City (10/14/90)
Rush Yards: 34 vs Minnesota (11/11/90)
Long Rush: 30 at Seattle (12/30/90)

WARE'S PRO STATISTICS

	PASSING							RUSHING				
	Att.	Comp.	Pct.	Yards	TD	INT	Lg	No.	Yards	Avg.	TD	Lg
1990	30	13	43.3	164	1	2	33	7	64	9.1	0	30
1991	0	0	—	0	0	0	0	4	6	1.5	0	10
TOTAL	30	13	43.3	164	1	2	33	11	70	6.4	0	30
Playoffs	9	4	44.4	15	0	1	9	3	23	7.7	0	14

25 CORNERBACK Sheldon White

Miami (Ohio) 5th Year HT: 5-11 WT: 188
Born: 3-1-65 Waivers in '90

GAMES PLAYED/STARTED: 1988 (16/5); 1989 (16/0) [1/0];
1990 (3/0); 1991 (16/0) [2/0] **TOTAL:** (51/5) [3/0]



PRO: Will be relied upon to be a steady and solid performer at the corner and nickel positions . . . Has emerged as a fierce hitter in the open field . . . Blessed with exceptional speed and consistently improving on his coverages . . . Enters his fifth season with 92 career tackles, including 70 solos, and seven interceptions for 106 yards and a touchdown . . . Selected by the New York Giants in the third round of the 1988 Draft . . . Released by the Giants prior to the '90 campaign and signed on waivers by the Lions. **1991:** Saw extensive action in the nickel and dime situations, playing in all 16 regular season tilts and Detroit's two post-season contests . . . Contributed three solo tackles at Indianapolis (9/22) and had three more stops and a pass defended the following week against Tampa Bay (9/29) . . . Made three tackles against the Cowboys (10/27) . . . Registered two solos and three passes defended at Minnesota (11/24) . . . Scored the first touchdown of his career on an 18-yard interception return at Buffalo (12/22) which keyed Detroit's overtime win . . . Had three tackles and broke up one pass versus Dallas in the NFC divisional playoffs. **1990:** Played just the final three games of the season for the Lions as he spent the first 13 weeks of the campaign on injured reserve . . . Did contribute eight tackles and a forced fumble in those appearances . . . Returned to action in the win over Chicago (12-16) but did not have a tackle . . . Played the next week at Green Bay (12/22) and gave a strong . . . performance with five tackles, including four solos, and was credited with a forced fumble . . . Made three solo stops in the finale at Seattle (12/30). **1989:** A key contributor in his second year with the Giants, appearing in all 16 games as well as in the playoffs . . . Finished with 32 tackles, eight pass breakups, and two interceptions. **1988:** Made an instant impression as a rookie, playing in every game, including five as a starter when Mark Collins was injured . . . Led the Giants with four interceptions for 70 yards returned . . . Named to the All-NFL Rookie Team by College & Pro Football Weekly . . . Finished with 38 tackles and eight pass deflections and a forced fumble . . . Also added three kickoff returns for 62 yards and a 20.7 average.

COLLEGE and PERSONAL: Had a sparkling career at Miami (Ohio), winning four varsity letters while earning back-to-back Mid-American Conference first-team honors . . . Named honorable mention All-America and earned a trip to the Senior Bowl . . . Also a varsity letterwinner in track, White clocked a 4.33 in the 40 . . . Lettered in football, baseball and track at Meadowdale High School in Dayton and was captain on both the football and baseball squads . . . Played linebacker as a prep and had 33 total QB sacks in his career there . . . Full name is Sheldon White.

WHITE'S CAREER BESTS

Tackles: 5 at Green Bay (12/22/90)

WHITE'S PRO STATISTICS

	TACKLES	Sacks	Interceptions	Fumbles
Total	Solo	Asst.	No./Yards	Rec./For.
1988 (NYG) .. 38	37	1	0/0	4/70
1989 (NYG) .. 32	26	6	0/0	2/18
1990 8	7	1	0/0	0/0
1991 14	13	1	0/0	1/18
TOTALS 92	83	9	0/0	7/106
Playoffs 6	4	2	0/0	0/0



SAFETY

William White

Ohio State 5th Year HT: 5-10 WT: 191

Born: 2-19-66 D-4 in '88

GAMES PLAYED/STARTED: 1988 (16/0); 1989 (15/15); 1990 (16/16); 1991 (16/16) [2/2] **TOTAL:** (63/47) [2/2]



PRO: Has established himself as one of Detroit's most dependable and consistent performers with extended playing time ... Enters the 1992 season with a string of 44 consecutive regular-season starts, the longest such streak among the Lions' defenders ... Has made tremendous improvement each season as a pro ... Made the successful transition from free safety to strong safety in 1990 ... White led the club with five INTs, including one return for a TD, in 1990 ... One of the surest tacklers on the team ... Can play the corner or either safety position ... An intelligent player with good instincts ... Has 290 career tackles, 29 passes defended and three forced fumbles ... Selected on the fourth round in the 1988 draft, he was the 85th player taken. **1991:** Finished third on the team with 87 total tackles, including 64 solos ... Started every regular- and post-season contest ... In all, recorded six or more tackles 10 times ... Started the year on a strong note, posting what would be a season-high 10 tackles at Washington (9/1) ... Hauled in his first interception of the season at Indianapolis (9/22), while also collecting five solo tackles ... Registered eight tackles at San Francisco (10/20) ... Returned a blocked field goal attempt 55 yards for a TD and contributed seven stops in Detroit's win over Dallas (10/27) ... Picked off his second pass of the year and added eight tackles in a winning cause at Minnesota (11/24) ... Posted seven tackles in the NFC divisional playoff contest against the Cowboys (1/5) ... Made four stops in the NFC title game at Washington (1/12). **1990:** One of only two defensive players (LB Michael Cofer was the other) to start in every game ... Paced the secondary with 106 tackles, including 78 solos, and led the team with five interceptions for 120 yards returned and one touchdown ... Also led the Lions with 14 passes defended ... Had a great opening game versus Tampa Bay (9/9) when he made five tackles, one pass defended and picked off a Vinny Testaverde pass for 48 yards ... Recorded five solos and a career-high four passes defended in a 21-14 win over Atlanta (9/16) ... Against Green Bay (9/30), produced eight tackles, two passes deflected and forced a Perry Kemp fourth quarter fumble ... Recorded a career-high 12 tackles (eight solos) and batted down two passes at Kansas City (10/14) ...

Continued

Tallied two tackles, a pass defended and returned a Steve Walsh interception 10 yards at New Orleans (10/28) . . . Bettered his career-best in tackles with 14 and registered his first career INT return for a TD on a 34-yard second quarter effort versus the Redskins (11/4) . . . Played solidly throughout the second half of the season, then capped his best-ever campaign with a career-high two interceptions (to go along with seven tackles) at Seattle (12/30). **1989:** Emerged from a heated pre-season battle as the starting free safety . . . Was the fourth-leading tackler with 81 total tackles (64 unassisted), four passes defended, two forced fumbles, one interception and one sack . . . In the season opener, he picked off a Gary Hogeboom pass and contributed four tackles in his first NFL start . . . The following week at New York (9/17), he produced eight tackles against the Giants . . . Sustained a broken thumb in the first quarter vs. Chicago (9/24), but remained in the game until the final stanza . . . Collected three tackles, two assists and one pass defended against the Bears . . . Did not play vs. Pittsburgh (10/1), but returned the following week to the starting lineup and registered six tackles at Minnesota (10/8) . . . Scored on a 20-yard Mike Rozier fumble return at Houston (11/5) on the first play of the second half . . . White also accounted for five total tackles . . . Flip-flopped with Bennie Blades and became the starter at strong safety vs. Green Bay (11/12) and responded with his best game as a professional with five solo tackles, five assists, one sack and one forced fumble in a 31-22 Lions' victory. **1988:** Primarily a special teams player, White appeared in every contest and registered 16 tackles . . . He also recovered his first NFL fumble . . . He had a season-high three tackles at San Francisco (10/2).

COLLEGE and PERSONAL: White registered 178 career tackles at Ohio State, where he majored in mechanical engineering . . . The first-team All-Big Ten selection also grabbed 16 interceptions and scored two TDs over his four years with the Buckeyes . . . Attended school at OSU during the off-season to fulfill metallurgical engineering degree requirements . . . A two-way player at Lima (Ohio) High, White ran for 1,444 yards and 12 TDs as a senior and caught two other TDs . . . His favorite author is the Apostle Paul . . . Danny Devito is his favorite actor and Stevie Wonder his favorite singer . . . His full name is William Eugene White.

WHITE'S CAREER BESTS

Tackles: 14 vs Washington (11/4/90)

Int. Return: 48 vs Tampa Bay (9/9/90)

WHITE'S PRO STATISTICS

Year	Tot.	TACKLES		Sacks		Ints.	Fumbles	Passes
		Solo	Asst.	No./Yds.	No./Yds.	No./Yds.	Rec./For.	Def.
1988	16	15	1	0/0	0/0	1/0	1/0	1
1989	81	64	17	1/4	1/0	0/2	0/2	4
1990	106	78	28	0/0	5/120	0/1	0/1	2
1991	87	64	23	0/0	2/35	0/0	0/0	10
TOTALS	290	121	69	1/4	8/155	1/3	1/3	17
Playoffs	11	5	6	0/0	0/0	0/0	0/0	0

Detroit's 1992 Draft Picks



No.	Name	Pos.	School	Hgt.	Wgt.	Rd.	(Overall Pick)
91	Robert Porcher	DL	South Carolina State	6-3	283	1	(26th overall)
59	Tracy Scroggins	OLB	Tulsa	6-2	255	2a	(53rd overall)
4	Jason Hanson	PK/P	Washington State	5-11	183	2b	(56th overall)
82	Thomas McLemore	TE	Southern University	6-5	230	3	(81st overall)
71	Larry Tharpe	OT	Tennessee State	6-4	299	6	(145th overall)
32	Willie Clay	CB	Georgia Tech	5-9	184	8	(221st overall)
34	Ed Tillison	FB	NW Missouri St.	6-0	225	11	(306th overall)

Detroit's 1992 Draft Picks



DEFENSIVE
END/TACKLE

**Robert
Porcher**



SOUTH CAROLINA STATE

HT: 6-3 WT: 283 (D-1 in '92 — 26th overall)

Fine, all-around athlete with exceptional inside quickness. . . . Physical pass rusher who delivers a punishing jolt at the line and displays a wide arsenal of moves around the outside. . . . Has the skills and versatility to play any position on the defensive front wall. . . . Recently timed at 4.91 in the 40-yard dash. . . . Bench presses over 400 pounds. **1991:** Earned All-American first team honors from *The Poor Man's Guide* to the NFL Draft, Kodak and the Defensive Player of the Year choice by *The NFL Draft Report*. . . . Started and played at every position on the defensive line recording 88 tackles (44 solos) with a league-leading 15 sacks and 24 stops behind the line of scrimmage. . . . Credited with 16 quarterback pressures. . . . Caused nine fumbles and recovered eight others. . . . His 15 sacks were two shy of the school season record of 17 by former New York Giants standout Harry Carson (1974). . . . Selected the state's Player of the Week by South Carolina Sports Writers Association after making 5 tackles with 2 sacks, a pair of stops for losses and a forced fumble in a 28-7 triumph over Newberry. . . . Followed with 8 tackles (5 solos), 2 sacks and 5 pressures in a 10-5 decision over Howard. . . . Selected Division 1-AA Defensive Player of the Week by *The NFL Draft Report* for his performance in a 30-23 win over Southern University, registering 7 solo tackles with 4 fumble recoveries, 3 forced fumbles, 3 sacks for minus 16 yards and a pair of stops for losses of 11 yards. . . . Added 7 hits with a 5-yard sack and a stop behind the line of scrimmage in a 50-0 shutout of Johnson C. Smith. . . . Had 5 tackles (3 solos) with a sack & recovered 2 fumbles in a 21-6 win over Morgan State. . . . Had a stop for a 21-yard loss, a fumble recovery and a forced fumble vs. Bethune-Cookman, earning state Player of the Week honors. . . . Despite playing with a virus, Robert earned MEAC Defensive Player of the Week accolades after coming up with 8 hits, 2 sacks, 4 stops for losses of 18 yards & a 17-yard interception return for a touchdown in a 21-7 defeat of Florida A&M. . . . Made 11 tackles with 3 sacks for minus 9 yards vs. Delaware State. . . . Recovered and caused a fumble in a 12-0 defeat of Charleston Southern. . . . Selected National Defensive Player of the Week by *The Poor Man's Guide* to the NFL Draft as he accounted for 13 tackles (8 solos) with 2 sacks for minus 24 yards vs. Jackson State. . . . **1990:** Only saw action in eight games after suffering a sprained right ankle in the Bulldogs' second contest. . . . Finished with 30 tackles (16 solos), three sacks & five stops behind the line of scrimmage. . . . Had six quarterback pressures. . . . Had 5 tackles (3 solos), 2 sacks for minus 4 yards & a pair of stops for minus 3 yards before hurting his ankle early in the second half of a 41-0 rout of Presbyterian. . . . Posted 6 tackles with 2 stops behind the line of scrimmage as the Bulldogs downed Bethune-Cookman, 26-7. **1989:** Sat out the year under NCAA transfer rules. **1988:** Valuable performer on the defensive line at Tennessee State. . . . Made 33 tackles (21 solos) with a sack & three stops for 12-yard losses. . . . **1987:** Sat out the year under NCAA Proposition 48 rules. **High School and Personal:** Concentrating on academics his first three years at Cainhoy (Wando, S.C.) High, he did not letter in football until his senior year. . . . Added a letter in basketball his final campaign. . . . Graduated with a degree in Criminal Justice. . . . Born Robert Porcher III (pronounced Poor-SHAY) on 7/30/69 in Wando, South Carolina.

PORCHER'S COLLEGE STATISTICS

YEAR		TK	SO	AS	FR	FC	INT	TD	TBL	PBU	SACK	PRES
1987		Did Not Play										
1988	(Tenn. St.)	33	21	12	1	0	0-0	0	3.0	1	1.0	3
1989		Redshirt-Transfer										
1990	(SC St.)	30	16	14	0	0	0-0	0	5.0	0	3.0	6
1991	(SC St.)	88	44	44	8	9	1-17	1	24.0	2	15.0	16
TOTAL		151	81	70	9	9	1-17	1	32.0	3	19.0	25



**OUTSIDE
LINEBACKER**

**Tracy
Scroggins**



TULSA

HT: 6-2 WT: 255 (D-2a in '92 — 53rd overall)

Outstanding blitzer with fine footwork and a smooth change of direction . . . Has great upper body strength . . . Turns and drops into pass coverage quickly and holds his ground firmly when meeting the larger blockers . . . Came to the Golden Hurricanes prior to the 1990 season from Coffeyville College, making a rapid transition to linebacker after performing earlier in his career as a running back . . . Recently timed at 4.53 in the 40-yard dash. **1991:** All-America second team and All-Independent first team selection by The Poor Man's Guide to the NFL Draft, earning All-American honorable mention from the Associated Press & Football News . . . Started all year at the "Bandit" position . . . Third on the team with 88 tackles (51 solos), four sacks and nine stops for 42-yards in losses . . . Had a team high 26 quarterback pressures and a pass break-up . . . Recovered three fumbles and caused two others . . . Opened the season with 10 stops (5 solos), including one behind the line of scrimmage and a fumble recovery, pacing a defense that allowed only 77 yards in the air in a 34-13 win over Southwest Missouri State . . . Followed with 7 tackles (4 solos) and an 11-yard sack in a 13-7 decision over Oklahoma State . . . Posted 9 tackles with a pressure vs. Kansas . . . Completely manhandled the Aggie offensive line, registering 7 tackles (5 solos), including one stop for a loss, a 10-yard sack, a forced fumble and a pair of pressures in a 35-34 defeat of Texas A&M, earning National Defensive Player of the Week honors from The NFL Draft Report . . . Made 5 hits vs. Miami and was in on 11 tackles with a 7-yard sack, a pair of stops for losses and 5 pressures in a 34-20 beating of Southwestern Louisiana . . . Added 7 tackles (5 solos) vs. Memphis State and 9 stops (6 solos) with a 4-yard sack and 4 pressures in a 13-10 decision over Southern Mississippi . . . Posted 6 hits with 4 pressures vs. Louisville and had 6 tackles (3 solos) with a fumble recovery and 3 pressures in a 45-13 trouncing of Ohio University . . . Closed out the regular season with 10 tackles and 2 pressures as the Golden Hurricanes downed Southern Methodist, 31-26. **1990:** All-American honorable mention by The Poor Man's Guide to the NFL Draft . . . Played in every game at outside linebacker, starting the final four contests . . . Made 50 tackles (33 solos) with 6 sacks and

Continued

eleven stops for 61-yard losses, including 32 hits with five sacks in the team's last four games. . . . Also had eight quarterback pressures. . . . Made 3 solo tackles vs. Oklahoma State, his first game in a Golden Hurricane uniform. . . . Had a 17-yard sack vs. Oklahoma and registered 11 hits (7 solos) with 2 sacks for minus 8 yards and a pair of stops behind the line of scrimmage vs. Southwestern Louisiana. . . . Came up with 7 tackles (5 solos), a 5-yard sack and a pressure in a 35-10 thrashing of New Mexico State. . . . Posted 8 hits (4 solos) and a pressure vs. Colorado State. . . . Closed out the season in fine fashion, making 6 tackles (4 solos) with a pair of sacks for minus 11 yards, a stop for a 4-yard loss and 5 pressures, one which resulted in a safety, in a 20-2 win over Montana State.

Junior College and Personal: Two-year standout at running back at Coffeyville (Kan.) Community College. . . . Rushed for over 600 yards as the team won the district title in 1989. . . . Criminal Justice major. . . . 4.53 in the 40-yard dash. . . . Born 9/11/69 in Checotah, Oklahoma.

SCROGGINS' COLLEGE STATISTICS

YEAR	TK	SO	AS	FR	FC	INT	TFL	PBU	SACK	PRES	SFTY
1990	50	33	17	0	0	0-0	11-61	0	6.0	8	1
1991	88	51	37	3	2	0-0	9-42	1	4.0	26	0
TOTAL	138	84	54	3	2	0-0	20-103	1	10.0	34	1



PLACEKICKER

**Jason
Hanson**

WASHINGTON STATE

HT: 5-11 WT: 183 (D-2b in '92 — 56th overall)



Considered one of the finest kicking specialists in the history of college football. . . . Outstanding long-range field goal artist with tremendous accuracy and leg strength. . . . His towering kickoffs consistently sail out of the end zone. . . . Has a quick release and fields the poor snap well on punts. . . . Made 57.1% of his field goal tries (20 of 35) from 50 yards or longer, setting WSU and Pac-10 Conference records. . . . His 20 field goals from beyond the 50-yard line also set an NCAA mark, topping the previous record of career mark of 16 by Tony Franklin of Texas A&M (38 attempts, 1975-78). . . . His 39 field goals of 40 yards or longer broke Russell Erxleben of Texas' NCAA career record of 32. . . . Holds the school career scoring record with 328 points, topping the old mark of 248 points by Steve Broussard (1986-89). . . . Kicked at least two field goals in a game 20 times, surpassing Kevin Butler of Georgia (17, 1981-81) for an NCAA career record. . . . Holds WSU's all-time records with 63 field goals and 39 conversions, topping the previous marks of 43 field goals and 102 extra points by John Traut (1982-85). **1991:** All-American third team team selection by The Poor Man's Guide to the NFL Draft and Football News. . . . All-Pac 10 Conference first team choice as a punter and second team pick as a placekicker. . . . Led the team in scoring with 58 points, connecting on 10 of 22 field goals and 28 of 31 conversion attempts. . . . Led the conference with 55 punts for 2245 yards (40.8 avg.). . . . Only 25 of those boots were returned, finishing with a 36.6-net yard average. . . . Had ten punts for over 50 yards. . . . Averaged

42.4 yards on 8 punts (39.5 net), including a long of 55 yards vs. Oregon in the seasons opener ... Made 5 conversions with a 62-yard field goal and 3 punts for 131 yards (43.7 avg.), including a 58-yarder in a 40-13 rout of Nevada-Las Vegas. ... His 62-yarder was the longest field goal without a tee in NCAA history, surpassing the previous long of 59 yards by Layne Talbot of Texas A&M vs. Baylor in 1990. ... Kicked a 51-yarder, had a 69-yard attempt just miss the uprights and averaged 43.9 yards on 8 punts with longs of 55 and 52 yards in the UCLA game. **1990:** All-American second team choice by The Poor Man's Guide to the NFL Draft, earning third team honors from the Associated Press and Football News. ... GTE/CoSIDA Academic All-American pick. ... All-Pac 10 Conference first team selection. ... Led the league and ranked third in the nation with 59 punts for 2679 yards (45.4 avg) and a 39.3-net yard average. ... Had 18 punts for over 50 yards and 14 others downed inside the 20-yard line. ... Scored 80 points on 17 of 26 field goals and all 29 conversion attempts. ... Set a Pac-10 Conference record by making seven of nine field goals for 50 yards or longer, one shy of the NCAA season mark of eight by Fuad Reveziz of Tennessee (1982, 10 attempts). ... Made 39 and 53-yard field goals and punted 5 times for 260 yards (52.0 avg) with a long of 66 yards vs. Wyoming. ... Added 50 and 55-yard field goals and punted 3 times for 150 yards (50.0 avg), including a 56-yarder in a 41-31 defeat of California. ... Had 22 and 54-yard field goals vs. UCLA and a 40-yarder while averaging 45.8 yards on 4 punts with a long of 58 yards in the USC clash. ... Had a season long 76-yard punt in a 21-3 defeat of TCU. ... Had a 56-yard punt and a Martin Stadium record 58-yard field goal vs. Arizona State. ... His 58-yarder equalled his own school record first set vs. BYU in 1989. **1989:** Unanimous All-American first team pick. ... GTE/CoSIDA Academic All-American choice. ... All-Pac 10 Conference first team pick. ... Had five field goals for 50 yards or longer. ... Set a school season record by hitting on 21 of 27 field goals, topping the previous mark of 16 by John Traut in 1983. ... Added 36 of 37 conversions while scoring 99 points, surpassing his own Cougar season record of 91 points in 1988. ... Tied a WSU game record with field goals of 22, 58, 52 and 46 yards in a 46-41 decision over Brigham Young, equalling a feat first accomplished by Chuck Diedrick vs. Kansas in 1975 and matched by Paul Watson vs. Kansas in 1977. ... His 58-yarder vs. BYU set a school record, topping the old mark of 57 yards by Watson vs. Idaho (1977). ... Followed with field goals of 50, 41, 49 and 22 yards vs. Arizona. **1988:** All-American Freshman Team selection by The Poor Man's Guide to the NFL Draft. ... Set a school season record with 91 points, surpassing the old mark of 84 points by Bernard Jackson in 1971. ... His 46 of 47 PAT attempts broke the old WSU records of 34 conversions made by John Traut (1985) and Chuck Diedrick (1975) and 36 extra points by Traut in 1985. ... Had a 41-yard field goal and 5 PATs in his first collegiate game, a 44-7 trouncing of Illinois. ... Had a 33-yarder in a 24-22 win over Houston in the Aloha Bowl.

High School and Personal: Lettered twice in football, three times in soccer and once in basketball at Mead (Spokane, Wash.) High. ... Two-time All-Greater Spokane League grid pick as a kicker and punter. ... Averaged 38.4 yards per punt and hit on four field goals with a long of 48 yards and 15 of 17 extra points as a senior, adding All-State first team honors by the Washington Sportswriters Association. ... All-American choice as a punter by ESPN-TV his junior campaign, averaging 43.5 yards per boot while making two field goals and six of eight extra points. ... All-GSL choice in soccer, adding Most Valuable Player honors his final year, leading the team to three straight undefeated regular seasons (lost in state quarterfinals every season). ... Performed on the hoop squad that won the school's first league title and ranked seventh in the state as a senior. ... Graduated with a 4.0 GPA. ... Received a Bachelor of Science degree, possessing a 3.68 grade point average in a pre-med program. ... Earned GTE/CoSIDA Academic All-American honors the last three years. ... Washington State University Presidential Scholar recipient. ... 4.94 in the 40-yard dash. ... Brother, Travis, handles placekicking duties for the Washington Huskies (1990-present). ... Born Jason Douglas Hanson on 6/17/70 in Spokane, Washington.

HANSON'S COLLEGE STATISTICS PLACEKICKING

YEAR	FGA/FGM	EPA/EPM	POINTS	LONG	0/29	30/39	40/49	50/59	60+
1988	20/14	44/43	85	52	3/3	6/4	8/5	3/2	0/0
Bowl	1/1	3/3	6	33	0/0	1/1	0/0	0/0	0/0
1989	27/21	37/36	99	58	5/5	7/6	6/5	8/5	1/0
1990	26/17	29/29	80	58	4/4	2/1	11/5	8/7	1/0
1991	22/10	31/28	58	62	0/0	2/0	6/4	11/5	3/1
TOTAL	95/62	141/136	322	62	12/12	17/11	31/19	30/19	5/1
(Above statistics are for regular season games)									
TOTAL	96/63	144/139	328	62	12/12	18/12	31/19	30/19	5/1
(Above statistics are for complete college career)									

PUNTING									
YEAR	NO	YARDS	AVG	BK	LONG	IN20	50+	RET	N/YDS
1990	59	2679	45.4	1	76	14	18	28	2335
1991	55	2245	40.8	0	58	18	10	25	2014
TOTAL	114	4924	43.2	1	76	32	28	53	4349



SOUTHERN UNIVERSITY

HT: 6-5 WT: 245 (D-3 in '92 — 81st overall)



Tall, extremely quick tight end capable of playing the slot position... Big enough to block linebackers and fast enough to handle defensive backs... Because he was called to action by the U.S. Marines as a reserve during Dessert Storm, was overlooked by many NFL scouts and was not invited to the '92 combine... Timed at 4.43 in the 40 during workouts... Also bench pressed 225 pounds 27 times, broad jumped 11 feet, 6 inches and registered vertical jump of 34 inches... Was not a primary target in Southern's offensive scheme, but was a three-year starter. **1991:** Had to win starting position all over again after missing spring drills because of the Gulf War... Started all 11 regular season contests... Caught 15 passes for 151 yards and two touchdowns. **1990:** Caught a career-high 17 passes for 209 yards, a 12.3 yard average, and one touchdown as a junior... Started at tight end all 11 games. **1989:** Recorded eight receptions in eight games... Earned starting tight end spot by mid-season and never relinquished the position. **1988:** Used primarily as a blocker and did not catch a pass.

High School and Personal: Prepped at Huntington High School in Shreveport, Louisiana... Enlisted with the Marine Reserves the summer after his freshman year at Southern... Trained as a mortar specialist, was called to active duty February 5, 1991, and served until mid-May at

Camp Pendleton, California... Looking into the possibility of transferring to a reserve unit in Michigan... Born 3/14/70.

McLEMORE'S COLLEGE STATISTICS

RECEIVING

YEAR	G	REC	RPG	YDS	YPC	TD	LG
1989	8	8	1.0	95	11.9	0	17
1990	11	17	1.5	209	12.3	1	20
1991	11	15	1.4	151	10.1	2	21
TOTALS	30	40	1.3	455	11.4	3	21



OFFENSIVE TACKLE

**Larry
Tharpe**



TENNESSEE STATE

HT: 6-4 WT: 299 (D-6 in '92 — 145th overall)

Superb pass protector who has excellent drive blocking techniques... Well-coordinated athlete with quick feet and fine agility... Does a solid job in walling off and neutralizing his opponent in one-on-one situations and adjusts smoothly when firing out to take on the linebackers... Recently times at 5.02 in the 40-yard dash. **1991:** All-American and All-Ohio Valley Conference first team pick by The Poor Man's Guide to the NFL Draft... Provided stellar blocking from the right tackle position... Also excelled on the return coverage teams, making 5 tackles (4 solos)... Posted five knockdown blocks, including one on linebacker Charles Ray Davis, giving quarterback Jimmy Bethea the time to fire a 68-yard scoring bomb to receiver Marcus Dowdell and had a solo tackle in the Jackson State game... Out in front, executing a timely roll block as Bethea skipped into the end zone for a 3-yard score vs. Grambling State... Provided outstanding pass protection as quarterback James Wade set a conference game record with 467 yards in the air, making six knockdowns, including one to spring Chad McCollum for a 6-yard touchdown run while adding a solo tackle vs. Southeast Missouri State... Did not allow a sack or tackle as the offense gained 322 yards, coming up with a key block on Shane Queen as James Wade unleashed an 80-yard touchdown bomb to Pat Robinson and came up with a solo stop to give the Tigers a 14-10 win over Tennessee Tech... Manhandled sack specialist Robert Harris, posting a season-high seven knockdowns to lead an offense that accounted for 451 yards, including 341 yards and four touchdowns in the air and made a pair of tackles in a 33-14 thrashing of Southern University... Caused and recovered a fumble on the punt coverage unit in the Mississippi Valley clash. **1990:** Started every game at right tackle... Recorded 3 solo tackles and caused a fumble... Shared Ohio Valley Conference Lineman of the Week honors for his efforts vs. Austin Peay and Mississippi Valley... Provided stellar pass protection as the Tigers gained 403 yards in the air, grading 90% for blocking consistency... Caused a fumble on the punt coverage unit that set up a score and leveled defensive end Romy Malone with a bone-jarring block on a 9-yard scoring scamper by quarterback James Wade as he posted five knockdowns and the ground game piled up 231 yards in a 45-7 rout of Mississippi Valley...

Brought down defensive end Robert Harris with a vicious block as James Reese turned the corner for a 29-yard scoring jaunt in a 31-21 beating of Southern University. **1989:** All-OVC second team selection after starting every game at right tackle. . . . Special teams standout, causing four fumbles while recovering three others. . . . Credited with three solo tackles on special teams. . . . Named OVC Lineman of the Week as Larry registered six knockdowns, grading 88% and clearing the way for fullback Tim Cross who rushed for 194 yards in a 38-10 thrashing of Austin Peay. . . . Provided the key block on a 30-yard scoring run by tailback Melvin Waters, setting up the game-winning score after causing and recovering a fumble on the punt coverage squad in a 21-19 victory over Tennessee Tech. . . . Caused and recovered a pair of fumbles in a 7-7 tie with Southern University in the season finale. **1988:** Did not play under NCAA Proposition 48 rules. **High School and Personal:** Team Offensive Lineman of the Year as a senior at Southwest (Macon, Ga.) High. . . . Health, Physical Education & Recreation major. . . . 5.02 in the 40-yard dash. . . . Born 11/19/70 in Macon, Georgia.



CORNERBACK

**Willie
Clay**

GEORGIA TECH

HT: 5-9 WT: 184 (D-8 in '92 — 221st overall)



Sturdy tackler who fights off blocks to nail the receivers after short catches. . . . Fluid in deep coverage with exceptional straight-ahead movements. . . . Known for his big-play ability and tremendous leaping skills. . . . Recently timed at 4.72 in the 40-yard dash. . . . Regarded as Tech's best one-on-one defender. . . . Holds the school's all-time record with 16 interceptions, breaking the old mark of 14 by Jeff Ford (1969-71) & Randy Rhino (1972-74). . . . His 732 yards in punt returns ranks second on the Tech career list behind Rhino's 749 yards. **1991:** All-American second team selection by the Associated Press and Football News. . . . All-Atlantic Coast Conference first team choice. . . . Led the ACC and ranked third in the nation with nine interceptions for 66 yards in returns with a touchdown. . . . His nine pass thefts tied a school season record first set by Jeff Ford in 1969. . . . Returned 48 punts for 431 yards (9.0 avg) and a score. . . . His 48 returns broke Ford's Tech season record of 33 in 1971 and his 431 yards were 10 yards shy of the school record 441 yards by Rhino in 1972. . . . Added 28 yards on three kickoff returns (9.3 avg). . . . Recorded 45 tackles (28 solos) with a stop for a yard loss. . . . Caused and recovered a fumble. . . . Deflected eleven passes. . . . Picked off a pair of passes, returning them for a total of 10 yards, deflected 3 others and made 5 tackles (3 solos) in a 30-14 triumph over Boston College. . . . Had another interception and 2 pass break ups vs. Clemson. . . . Followed with 5 punt returns for 47 yards and a pair of interceptions, including a 40-yarder for a touchdown vs. North Carolina State. . . . Had 4 tackles with fumble recovery in the end zone for a score, picked off a pass & returned 6 punts for 42 yards in a 34-10 romp over Maryland. . . . Added 5 hits (4 solos) vs. South Carolina and made 5 tackles (3 solos) with a pair of interceptions and a 61-yard punt return for a touchdown in a 35-14 triumph over North Carolina. . . . Registered 8 tackles (4 solos) with a 3-yard interception return and 5 punt returns for 33 yards in a 19-17 decision over Furman. . . . Returned 6 punts for 60 yards vs. Wake Forest and closed out the season with 3 pass deflections and 10 tackles vs. Georgia. **1990:** All-American honorable mention by Football News and The Poor Man's Guide to the NFL Draft. . . . All-ACC first team choice, leading the ACC with 14 pass break up. . . . Recorded 55 tackles (31 solos) with a pair of stops for 4-yards in losses. . . . Recovered two

fumbles and had three pass thefts for 82 yards in returns. . . Added 82 yards on 14 punt returns (5.9 avg). . . Blocked a punt vs. North Carolina State in the season opener. . . Made 6 tackles with a pass breakup and a fumble recovery in a 44-9 rout of Tennessee-Chattanooga. . . Batted away 2 passes and posted 5 hits in a 21-19 win over Clemson. . . Credited with 6 tackles and 3 pass deflections in a 48-31 beating of Duke. . . Had 6 stops as Yellow Jackets downed Virginia, 41-38. . . Registered a career high 11 tackles with a pair of interceptions for 62 yards in returns while batting away an apparent touchdown pass in the corner of the end zone to preserve a 6-3 victory over Virginia Tech. . . Followed with 2 pass deflections, a fumble recovery and a 20-yard interception return in a 40-23 romp over Georgia. . . Added 5 tackles as Tech won the national championship with a 45-21 win over Nebraska in the Citrus Bowl. **1989:** Started all year at the field cornerback position (covering the wide side of the field). . . Made 55 tackles (35 solos) with a stop for a 2-yard loss. . . Caused a fumble and deflected eight passes. . . Had four interceptions for 116 yards in returns. . . Gained 157 yards on 27 punt returns (5.8 avg). . . Opened the season with 5 tackles and 3 pass break ups vs. North Carolina State. . . Had a season high 9 tackles vs. Virginia. . . Came up with 6 hits vs. South Carolina and 6 tackles with his first career interception, returning it 32 yards in a 28-24 decision over Maryland. . . Posted 8 tackles with a forced fumble, a pass deflection and blocked a field goal try vs. Clemson and registered 5 tackles and picked off a pair of passes vs. Duke and made 5 stops in a 33-22 win over Georgia. . . Added 4 tackles with an 84-yard interception return and gained 41 yards on 6 punt returns as the Yellow Jackets beat Western Carolina, 34-7. . . His 84-yard return tied Gerry Bussell (vs. Tennessee, 1964) for the seventh longest interception runback in school history. **1988:** Served as a nickel back, playing as a true freshman. . . Recorded 18 tackles (9 solos) with two pass break-ups. . . Returned 13 punts for 62 yards (4.8 avg) and six kickoffs for 134 yards (22.3 avg). . . Had a season long 31-yard kickoff return in a 34-7 win over Virginia Military Institute. . . Had 2 hits and a pair of pass break ups vs. North Carolina State. . . Made 3 tackles vs. both Maryland and North Carolina.

High School and Personal: All-State and honorable mention All-American choice by USA Today at Linsly (Wheeling, W. Va.) High. . . Lettered four times each in football, basketball and baseball. . . Second team All-State hoop pick, setting a school record with 740 assists. . . Picked off seven passes, returning two for touchdowns as a cornerback and caught 50 passes for 720 yards and seven scores as a receiver his final year. . . Second team All-State pick in baseball, batting .469 his senior season. . . Management major. . . 4.72 in the 40-yard dash. . . Uncle, Dwight Clay, played basketball at Notre Dame, hitting the winning shot that snapped UCLA's 88-game unbeaten streak in 1974. . . Member of the school's Student-Athlete Advisory Board. . . Born Willie James Clay on 9/5/70 in Pittsburgh, Pennsylvania.

CLAY'S COLLEGE STATISTICS
DEFENSIVE TACKLES

YEAR	TK	SO	AS	FR	FC	INT	TD	TFL	PBU	SACK	BK
1988	18	9	9	0	0	0-0	0	0-0	2	0	0
1989	55	35	20	0	1	4-116	0	1-2	8	0	1
1990	55	31	24	2	0	3-82	0	2-4	14	0	1
1991	45	28	17	1	1	9-61	1	1-1	11	0	0
TOTAL	173	103	70	3	2	16-259	1	4-7	35	0	2

PUNT RETURNS

KICKOFF RETURNS

YEAR	NO	YARDS	AVG	TD	LONG	NO	YARDS	AVG	TD	LONG
1988	13	62	4.8	0	17	6	134	22.3	0	31
1989	27	157	5.8	0	14					
1990	14	82	5.9	0	26					
1991	48	431	9.0	1	61	3	28	9.3	0	20
TOTAL	102	732	7.2	1	61	9	162	18.0	0	31

FULLBACK
Ed
Tillison

**NORTHWEST MISSOURI STATE**

HT: 6-0 WT: 225 (D-11 in '92 — 306th overall)

Tillison is the first player in Northwest Missouri State history to be selected in the NFL Draft. . . . Powerful, straight-ahead runner with good speed. . . . Hits the hole quickly, keeps feet churning, and gets the extra yard. **1991:** For the fourth time in his college career, he led Northwest Missouri State in rushing. . . . Earned first-team all-MIAA honors for the third consecutive season. . . . Recipient of the Bearcats' Don Black Award. . . . Gained 694 yards on 118 carries, averaging 5.9 yards per rush from the up-back spot. . . . Finished as the school's all-time leading rusher with 3,456 career yards. . . . Also caught seven passes for a career-best 136 yards as a senior. **1990:** Led the squad with 913 yards and six TDs, averaging 6.5 yards per carry. . . . First-team all-conference running back. **1989:** Named to the third-team NCAA Division II All-America squad by Don Hansen's Football Gazette. . . . Harlon Hill Trophy Nominee. . . . Set school single-season rushing record with 1,219 yards on 182 attempts (an average of 6.7 yards per attempt). . . . Scored a career-high eight touchdowns. . . . First team all-MIAA selection. **1988:** Red-shirted in his second year at the school. **1987:** Led NW Missouri as a true freshman with 630 rushing yards. . . . Scored five touchdowns.

High School and Personal: Starred as a prep at Pearl River (Louisiana) High School . . . Graduated in December, 1991, with a Bachelor of Science degree in physical education and coaching . . . Born Edward L. Tillison on 2/12/69 in Pearl River, Louisiana.

TILLISON'S COLLEGE STATISTICS
RUSHING

YEAR	ATT	GAIN	LOSS	NET	AVG	TD	LG
1987	7156	665	35	630	4.0	5	49
1988			(Redshirted, did not play)				
1989	182	1230	11	1219	6.7	8	79t
1990	141	924	11	913	6.5	6	68
1991	118	701	7	694	5.9	5	50
TOTAL	597	3520	64	3456	5.9	24	79t

RECEIVING							
YEAR	NO	YDS	AVG	TD	LG		
1987	726	3.7	0	9	9		
1988		(Redshirted)					
1989	3	18	6.0	0	9		
1990	3	37	12.3	0	22		
1991	7	136	19.4	0	63		
TOTAL	20	217	10.9	0	63		

Free Agent Bios For '92

Darrell Brooks (Center/Rookie/Ht: 6-3/Wt: 323/Tennessee State) Earned four letters at Tennessee State... Played center and handled long-snapping duties... Played at Hamilton High School... Born: 5-6-70.

Tony Crutchfield (Defensive Back/Rookie/Ht: 5-9/Wt: 188/Brigham Young) Named All-Conference his last two years at Brigham Young... Played in 1992 Japan Bowl... Four-time letterman... Co-captain at Brigham Young in 1990 & '91... Played in four bowl games with Brigham Young... Named to academic Honor Roll two years... Named Southern California High School Player of the Year as a senior at John Muir High... Named high school All-American... Was drafted by the Atlanta Braves baseball team... Born: 9-24-69.

John Derby (Linebacker/Rookie/Ht: 6-0/Wt: 232/Iowa) Named first team All-Big Ten as a senior... Earned four letters at Iowa... Played in Rose Bowl and Holiday Bowl... Co-captain as a senior... His father, Glenn Derby and brother, Glenn Derby, Jr. played pro football... Earned high school All-American honors at Oconomowoc (Wis.) High... Born: 3-24-68

Ken Ealy (Wide Receiver/Rookie/Ht: 5-10/Wt: 177/Central Michigan) All-Mid American Conference in 1990 & '91... Set CMU career record with 2,064 yards receiving... Also set single season records for receptions (44), yards (816) and tied TD record with nine... Won four letters at Central Michigan... Played in 1990 California Bowl... Lettered four years in track and three in football at Woodward Academy... Born: 5-20-69

Darrin Eaton (Wide Receiver/Rookie/Ht: 5-10/Wt: 177/Michigan State) Earned four letters at Michigan State... Played in a bowl game in each of his four years... Played wide receiver and safety during his career at MSU... All-State football player at J.W. Sexton High School in Lansing, Mich... Born: 3-21-69.

Earnest Fields (Linebacker/Rookie/Ht: 5-11/Wt: 236/Tennessee) All-Southeastern Conference as a senior... Earned four letters... Finished his career as the third all-time leading tackler at Tennessee... Played in three bowl games, with the Volunteers winning two... Captain of the team as a senior... Was All-American and All-State at Milan High School (Knoxville, Tenn.)... Born: 10-15-68.

Darryl Ford (Linebacker/1st Year/Ht: 6-1/Wt: 225/New Mexico State) Played for Toronto in the Canadian Football League the last two years... Earned All-CFL honors both seasons... Led the CFL with 155 tackles in 1991... Led Toronto with nine tackles and two sacks in the 1991 Grey Cup Championship game as the Argonauts defeated Calgary... Named All-Conference and All-American honorable mention as a senior at New Mexico State... Co-captain as a senior... Four-year letterman... All-Conference in football at F.D. Roosevelt High School... Born: 6-22-66.

Rich Gicewicz (Tight End/1st Year/Ht: 6-3/Wt: 246/Michigan State) Went to camp with New England in 1991 and was released in final preseason cut... Was on Cincinnati's practice squad... Has been on the practice squad at Pittsburgh, Buffalo and Dallas... Signed as a rookie free agent with Cincinnati in 1989 and was released during training camp... Played in four bowl games at Michigan State... Earned four letters... Named All-League at St. Joseph's Collegiate Institute (Kenmore, N.Y.)

Willie Griffin (Defensive End/1st Year/Ht: 6-3/Wt: 286/Nebraska) Drafted by Tampa Bay in 1989 and released during training camp... Signed with New Orleans in 1990 and was released during training camp... First team All-Big Eight in 1989... Named All-League three times and league Player-of-the-Year as a senior at Monrovia (Calif.) High... Born: 3-24-66.

Sheldon Haliburton (Tackle/1st Year/Ht: 6-6/Wt: 315/Texas A & I) Finished the 1991 season on the San Diego Chargers' practice squad . . . Signed with Houston as a rookie free agent in 1991 and was released during training camp . . . Lettered four years at Texas A & I . . . All-American football and basketball player at Bryan High School (Los Angeles, Calif.) . . . Born: 1-31-68.

Wilson Hoyle (Kicker/1st Year/5-10/168/Wake Forest) Played for the Raleigh-Durham Skyhawks of the World League in 1991 . . . Was in training camp with the Lions in 1990 . . . Released prior to the start of the regular season . . . Total 26 points in the '90 preseason, converting 5-of-6 field goals and 11-of-12 PAT's . . . Signed by the Lions as a rookie free agent in 1990 . . . Finished his career at Wake Forest as the Deacons' all-time leading scorer with 230 points . . . Connected on 119-of-121 PAT's and 37-of-53 FG's . . . Converted the last 60 PAT's of his college career . . . Held 10 Wake Forest kicking and scoring records when he wound up his career . . . Lettered in four sports at Vance (Henderson, N.C.) high . . . Born: 12-6-66.

Greg Jones (Quarterback/1st Year/Ht: 6-2/Wt: 208/West Virginia) Spent the 1991 season on the Lions' practice squad . . . Signed as rookie free agent with the Lions in 1991, was released during training camp then signed to the practice squad before the season started . . . Earned two letters at West Virginia . . . Played in All-America Classic bowl game after his senior season . . . Threw for a two-point conversion against Notre Dame in 1988 Fiesta Bowl game for national championship . . . Two-time member of academic honor roll . . . Adidas All-American, All State and All County at Miami (Fla.) Edison High School . . . Born: 7-1-67

Phillip Kent (Linebacker/Rookie/Ht: 6-1/Wt: 244/Mississippi) Lettered four years at Mississippi . . . Led team with eight sacks . . . Finished his career with 208 tackles (105 solo) . . . Played in two bowl games . . . College teammate of current Lions Willie Green and Kelvin Pritchett . . . Named All-State two years at Madison High (Ridgeland, Miss.) . . . Born: 9-19-70

Jack Linn (Tackle/2nd Year/Ht: 6-5/Wt: 278/West Virginia) Signed with Indianapolis during 1991 season, was waived after playing in one game . . . Went to training camp with Miami in 1991 and was waived in the final preseason cut . . . Drafted in the ninth round by the Lions in 1990 . . . Spent the 1990 season on injured reserve . . . Waived by the Lions from injured reserve before final game of 1990 . . . Lettered four years at West Virginia . . . Was named All-Eastern College Athletic Conference in 1989, his first year as a starter . . . Played in three bowl games . . . Was All-Scholastic at Freedom (Rochester, Pa.) High where he lettered in football and basketball . . . Born: 6-10-67.

Eric Lynch (Running Back/Rookie/Ht: 5-10/Wt: 224/Grand Valley State) Lettered four years at Grand Valley State . . . Named Conference Player-of-the-Year in 1990, Conference Runningback-of-the-Year 1990 & '91, All-Conference 1989, '90 & '91 . . . Holds Grand Valley State record for most career touchdowns . . . Led Grand Valley State to NCAA Division II Playoffs in 1989 & '90 . . . Co-captain in 1991 . . . Named All-League and Conference Player-of-the-Year as a senior at Woodhaven (Mich.) High . . . Born: 5-16-70.

Reggie McGill (Runningback/1st Year/Ht: 5-10/Wt: 195/Arizona) Signed as a rookie free agent by the San Diego Chargers in 1991 . . . Was released during training camp . . . Started 33 games at Arizona, totaling 1,291 yards rushing and 638 yards receiving . . . Was second on team with 507 rushing yards and led team in receiving as a junior . . . Selected State high school football player of the year as a senior at St. Mary's Knights (Phoenix, Ariz.) . . . Named by Football News as one of the top high school running backs in the country . . . Born: 7-11-69.

Blake Miller (Center-Guard/1st Year/Ht: 6-1/Wt: 282/LSU) Spent the 1992 season on New England's practice squad . . . Released in the final preseason cut, then signed to the practice squad . . . Drafted by the Patriots in the seventh round in 1991 . . . Earned honorable mention

All-American honors by the Football News as a junior and senior. . . All-SEC as a senior. . . Played in Blue-Gray game and East-West Shrine game following senior year. . . Lettered four years. . . All-State at Alexandria (La.) High. . . Born: 8-23-68.

Rodney Rice (Cornerback/4th Year/Ht: 5-8/Wt: 180/Brigham Young) Spent the 1991 season on Tampa Bay's injured reserve list. . . Signed as a Plan B free agent by the Buccaneers in 1990. . . Played in all 16 games in 1990 and started one game. . . Intercepted two passes and defended 11. . . Made 37 tackles. . . Played for New England in 1989. . . Appeared in 10 games before going on injured reserve in November and sitting out the rest of the season. . . Drafted in the eighth round by New England in 1989. . . Made nine tackles for the Patriots while playing mostly on special teams. . . Started for two years at Brigham Young following his transfer from Mercer (Calif.) Junior College. . . Selected to the All-WAC First Team at cornerback as a senior in 1988. . . Ranked second in the conference and 11th in the country with six interceptions his senior year. . . Was an all-League and all-Northern California at Atwater (Calif.) High School, also lettered in track. . . Born: 6-18-66.

Mike Riley (Punter/Rookie/Ht: 6-0/Wt: 217/Mississippi State) Was the regular punter four years at Mississippi State. . . Named first team all-SEC as a sophomore, second team all-SEC as a junior and senior. . . Finished with a career punting average of 40.2 yards with a long punt of 73 yards. . . Played in Liberty Bowl as a senior. . . Was all-State in three sports as a senior at Dumas (Ariz.) High School. . . Born: 9-27-68.

Ed Thomas (Wide Receiver/Rookie/Ht: 5-11/Wt: 199/Indiana) Lettered four years at Indiana. . . Led team in receiving with 54 catches for 687 yards as a senior. . . His 54 receptions rank as the third best single season mark in Indiana history. . . Ranks seventh on Indiana's career reception list with 113, his 1,575 receiving yards also rank seventh. . . Earned All-Big Ten and All-American honorable mention as a senior. . . Played in four bowl games at Indiana. . . Played at Fort Knox High. . . Born: 6-8-69.

Yale Van Dyne (Wide Receiver/Rookie/Ht: 5-11/Wt: 192) Earned three letters at Michigan. . . Named All-Big Ten honorable mention as a senior. . . Played in three bowl games. . . All-State as a senior and All-Metro as a junior and senior at Kearney (Mo.) High. . . Born: 11-21-68.

Darrell Wallace (Runningback/1st Year/Ht: 5-9/Wt: 180/Missouri) Spent the 1991 season on the Lions practice squad. . . Went to camp with the Lions, was released during camp, then signed to the practice squad. . . Played for the Calgary Stampeders and British Columbia Lions in the Canadian Football League. . . Led the CFL with 125 kickoff returns in 1989 and was third in the league with 780 yards in punt returns. . . Rushed for 2,607 yards while at Missouri, making him the school's all-time leading rusher. . . Was All-State three times and All-American once at Fort Campbell High School in Kentucky. . . Born: 9-27-65.

Mark White (Guard/Rookie/Ht: 6-5/Wt: 298/Florida) Started all 11 games at left tackle his senior year, also started at left tackle in Sugar Bowl. . . Totaled 34 career starts. . . Selected to play in Senior Bowl. . . Played both guard and tackle during his career. . . Made second team All-State at Pensacola (Fla.) Escambia High blocking for Emmitt Smith as he set several prep rushing records. . . Born: 1-27-69.

Bernard Wilson (Defensive Tackle/Rookie/Ht: 6-2/Wt: 295/Tennessee State) Lettered three times at Tennessee State. . . Co-Captain his senior year. . . Played for Maplewood (Tenn.) High School. . . Born: 8-17-70.

How The 1991 Lions Were Built

Year	Draft	Trade	Free Agents	Waivers
1980 (1)	Eddie Murray (7)			
1983 (1)	Michael Cofer (3)			
1985 (2)	Lomas Brown (1) Kevin Glover (2)			
1986 (3)			Jim Arnold (D-5 Chiefs '83) George Jamison (SD-2 '84)	Eric Sanders (D-5 Falcons '81)
1987 (2)	Jerry Ball (3) Dennis Gibson (8)			
1988 (4)	Bennie Blades (1) Chris Spielman (2a) William White (4) Eric Andolsek (5)			
1989 (13)	Barry Sanders (1) Mike Utley (3) Ray Crockett (4) Lawrence Pete (5) Rodney Peete (6)	#Terry Taylor (D-1 Seattle '84)	Bruce Alexander (FA '89) Niko Noga (D-12 Cardinals '84) Toby Caston (D-6b '87) Robert Clark (D-10 New Orleans '87) Ken Dallafior (D-5 Pittsburgh '82) Mel Gray (USFL L.A. Express '84-85) Victor Jones (D-12 Tampa Bay '88)	
1990 (13)	Andre Ware (1) Dan Owens (2) Marc Spindler (3) Jeff Campbell (5) Tracy Hayworth (7) Willie Green (8) Roman Fortin (8)		Erik Kramer (FA '87 Falcons) Mike Farr (FA '90 Lions) Aubrey Matthews (USFL Jacksonville '84-85) Herb Welch (D-12 '85 Giants) Jeff Hunter (D-11 '89 Cardinals)	Sheldon White (D-3 '88 Giants)
1991 (17)	Herman Moore (1) Reggie Barrett (3) Kevin Scott (4) Scott Conover (5) Cedric Jackson (8) Darryl Milburn (9)	##Kelvin Pritchett (D-1 Cowboys) †Brett Perriman (D-2 '88 Saints)	Shawn Bouwens (D-9 '90 Patriots) Melvin Jenkins (FA '87 Seahawks) Don Overton (FA '90 Patriots) Sean Vanhorne (D-6 '90 Dolphins) Anthony Bell (D-1 '86 Cardinals) Chuck Long (D-1 '86 Lions)	D.J. Dozier (D-1 '87 Vikings) Bubba Paris (D-2 '81 49ers) David Little (FA '84 Chiefs)

Trade with Seattle for RB James Jones

Trade with Dallas on draft day, 2nd, 3rd and 4th round choice

† Trade with New Orleans



Lions Personnel

1992 Detroit Lions' Alphabetical Roster

No.	Name	Pos.	Ht.	Wt.	Birthdate	NFL Exp.	College	How Acq.	GP	GS	DNP-IA
6	Arnold, Jim	P	6-3	211	1-31-61	10	Vanderbilt	FA '86	18	0	0
93	Ball, Jerry	NT	6-1	298	12-15-64	6	Southern Methodist	D-3 '87	13	13	0
40	Barrett, Reggie	WR	6-3	215	8-14-69	2	Texas-El Paso	D-3 '91	2	0	1
36	Blades, Bennie	S	6-1	221	9-03-66	5	Miami (Fla.)	D-1 '88	18	18	0
66	Bouwens, Shawn	G	6-4	290	5-25-68	3	Nebraska-Wesleyan	FA '91	18	0	0
63	Brooks, Darrell	C	6-3	323	5-06-70	R	Tennessee State	FA '92	0	0	0
75	Brown, Lomas	T	6-4	287	3-30-63	8	Florida	D-1 '85	17	17	0
87	Campbell, Jeff	WR	5-8	167	10-26-69	3	Colorado	D-5 '90	14	1	1
50	Caston, Toby	ILB	6-1	243	7-17-65	6	Louisiana State	FA '89	18	0	0*
32	Clay, Willie	CB	5-9	184	9-05-70	R	Georgia Tech	D-8 '92	0	0	0
55	Coler, Michael	OLB	6-5	244	4-07-60	10	Tennessee	D-3 '83	3	2	0
21	Colon, Harry	S	6-0	203	2-14-69	2	Missouri	FA '92	0	0	0*
76	Conover, Scott	G-T	6-4	285	9-27-68	2	Purdue	D-5 '91	18	5	0
39	Crockett, Ray	CB	5-9	181	1-05-67	4	Baylor	D-4 '89	18	18	0
30	Cruickfield, Tony	DB	5-9	188	9-24-69	R	Brigham Young	FA '92	0	0	0
67	Dallafior, Ken	G-C	6-4	285	8-26-59	8	Minnesota	FA '89	8	7	0*
52	Derby, John	LB	6-0	232	3-24-68	R	Iowa	FA '92	0	0	0
42	Dozier, D.J.	RB	6-0	205	9-21-65	6	Penn State	W '91	8	0	1
18	Ealy, Ken	WR	5-10	177	5-20-69	R	Central Michigan	FA '92	0	0	0
47	Eaton, Darrin	WR	6-0	197	3-21-69	R	Michigan State	FA '92	0	0	0
81	Farr, Mike	WR	5-10	192	8-08-67	3	UCLA	FA '90	18	15	0
95	Ford, Earnest	LB	5-11	235	10-15-68	R	Tennessee	FA '92	0	0	0
45	Ford, Darryl	LB	6-1	226	6-22-66	1	New Mexico State	FA '92	0	0	0
98	Gibson, Dennis	ILB	6-2	243	2-08-64	6	Iowa State	D-8 '87	17	17	1
48	Gicewicz, Rich	TE	6-3	246	12-04-65	1	Michigan State	FA '92	0	0	0
53	Glover, Kevin	C	6-2	282	6-17-63	8	Maryland	D-2 '85	18	18	0
23	Gray, Mel	WR-KR	5-9	162	3-16-61	7	Purdue	FA '89	18	0	0*
86	Green, Willie	WR	6-2	179	4-02-66	2	Mississippi	D-8a '90	18	17	0
74	Griffin, Willie	DE	6-3	286	3-24-66	1	Nebraska	FA '92	0	0	0
73	Halburton, Sheldon	T	6-6	315	1-31-68	1	Texas A&I	FA '92	0	0	0
4	Hanson, Jason	K	5-11	183	6-17-70	R	Washington State	D-2b '92	0	0	0

No.	Name	Pos.	Ht.	Wt.	Birthdate	NFL Exp.	College	How Acq.	GP	GS	DNP-JA
99	Hayworth, Tracy	LB	6-3	260	12-18-67	3	Tennessee	D-7 '90	18	16	0
	Hunter, Wilson	K	5-10	168	12-6-66	1	Wake Forest	FA '92	0	0	0
97	Hunter, Jeff	DE	6-5	285	4-12-66	3	Albany State	FA '90	18	0	0
58	Jamison, George	LB	6-1	228	9-30-62	6	Cincinnati	SD-2 '84	18	18	0
24	Jenkins, Melvin	CB	5-10	173	3-16-62	6	Cincinnati	FA '91	18	18	0
49	Johnson, Jimmie	TE	6-2	248	10-06-66	4	Howard	FA '92	0	0	0
14	Jones, Greg	QB	6-2	208	7-01-67	1	West Virginia	FA '92	0	0	0
57	Jones, Victor	ILB	6-2	250	10-19-66	5	Virginia Tech	FA '89	12	1	0
51	Kent, Phillip	LB	6-1	244	9-19-70	R	Mississippi	FA '92	0	0	0
12	Kramer, Erik	QB	6-1	195	11-06-64	3	North Carolina State	FA '91	15	10	3
72	Linn, Jack	T	6-5	278	6-10-67	2	West Virginia	FA '92	0	0	0
89	Little, David	TE	6-2	226	4-18-61	9	Middle Tennessee State	FA '91	4	0	0
16	Long, Chuck	QB	6-4	217	2-18-63	7	Iowa	FA '91	1	0	0
26	Lynch, Eric	RB	5-10	224	5-16-70	R	Grand Valley State	FA '92	0	0	0
83	Matthews, Aubrey	WR	5-7	165	9-15-62	7	Delta State	FA '90	3	2	0
41	McGill, Reggie	RB	5-10	195	7-11-69	1	Arizona	FA '92	0	0	0
82	McLemore, Thomas	TE	6-5	245	3-24-70	R	Southern	D-3 '92	0	0	0
79	Milburn, Darryl	DE	6-3	260	10-25-68	2	Grambling	D-9 '91	2	0	1
62	Miller, Blake	OL	6-1	282	8-23-68	1	Louisiana State	FA '92	0	0	0
84	Moore, Herman	WR	6-3	205	10-20-69	2	Virginia	D-1 '91	16	3	2
90	Owens, Dan	DE	6-3	280	3-16-67	3	Southern California	D-2 '90	18	18	0
77	Paris, Bubba	T	6-6	315	10-06-60	10	Michigan	FA '91	3	0	0
9	Peele, Rodney	QB	6-0	193	3-16-66	4	Southern California	D-6 '89	8	8	0
80	Perriman, Brett	WR	5-9	180	10-10-65	5	Miami (Fla.)	T '91	17	15	0
96	Pete, Lawrence	NT	6-0	295	1-18-66	4	Nebraska	D-5 '89	16	5	1
91	Porcher, Robert	DE	6-3	283	7-30-69	R	South Carolina State	D-1 '92	0	0	0
94	Pritchett, Kelvin	DE	6-2	281	10-24-69	2	Mississippi	T '91	18	0	0
31	Rice, Rodney	CB	5-8	180	6-18-66	4	Brigham Young	FA '92	0	0	0
44	Riley, Eugene	TE	6-3	238	10-09-66	3	Ball State	FA '92	5	1	3
5	Riley, Mike	P	6-0	217	9-27-68	R	Mississippi State	FA '92	0	0	0
	Robinson, Junior	CB	5-9	181	2-03-68	R	East Carolina	FA '92	0	0	0
20	Sanders, Barry	SB	5-8	203	7-16-68	4	Oklahoma State	D-1 '89	17	17	1

No.	Name	Pos.	Ht.	Wt.	Birthdate	NFL Exp.	College	How Acq.	GP	GS	DNP-IA
64	Sanders, Eric	T-G	6-7	286	10-22-58	12	Nevada-Reno	W-'86	14	14	0
38	Scott, Kevin	CB	5-9	175	5-19-69	2	Stanford	D-4 '91	18	0	0
59	Scroggins, Tracy	LB	6-2	255	9-11-69	R	Tulsa	D-2a '92	0	0	0
54	Spielman, Chris	ILB	6-0	247	10-11-65	5	Ohio State	D-2a '88	18	18	0
92	Spindler, Marc	DL	6-5	290	11-28-69	3	Pittsburgh	D-3 '90	18	18	0
46	Tennell, Derek	TE	6-5	270	2-12-64	5	UCLA	FA '91	17	2	0
71	Tharpe, Larry	T	6-4	239	11-19-70	R	Tennessee State	D-6 '92	0	0	0
1	Thomas, Eddie	WR	5-11	199	6-08-69	R	Indiana	FA '92	0	0	0
34	Tillison, Ed	RB	6-0	255	2-12-69	R	Northwest Missouri State	D-11 '92	0	0	0
8	Van Dyne, Yale	WR	5-11	192	11-21-68	R	Michigan	FA '92	0	0	0
43	Wallace, Darrell	RB	5-9	180	9-27-65	1	Missouri	FA '92	0	0	0
11	Ware, Andre	QB	6-2	205	7-31-68	3	Houston	D-1 '90	3	0	8
61	White, Mark	G	6-5	298	1-27-69	R	Florida	FA '92	0	0	0
25	White, Sheldon	CB	5-11	188	3-01-65	5	Miami (Ohio)	W '90	18	0	0
35	White, William	S	5-10	191	2-19-66	5	Ohio State	D-4 '88	18	18	0
70	Wilson, Bernard	DT	6-2	295	8-17-70	R	Tennessee State	FA '92	0	0	0

* — Signed as a Plan B free agent

1992 Detroit Lions' Numerical Roster

(*age at the start of the 1992 season)

No.	Name	Pos.	Ht.	Wt.	*Age	NFL Exp.	College	Hometown
1	Eddie Thomas	WR	5-11	199	23	R	Indiana	Ypsilanti, Mi.
4	Jason Hanson	K	5-11	183	22	R	Washington State	Spokane, Wa.
5	Mike Riley	P	6-0	217	23	R	Mississippi State	Dumas, Az.
6	Jim Arnold	P	6-3	211	31	10	Vanderbilt	Dalton, Ga.
8	Yale Van Dyne	WR	5-11	192	23	R	Michigan	Kearney, Mo.
9	Rodney Peete	QB	6-0	193	26	4	Southern California	Tucson, Az.
11	Andre Ware	QB	6-2	205	24	3	Houston	Dickinson, Tx.
12	Erik Kramer	QB	6-1	195	27	3	North Carolina St.	Encino, Ca.
14	Greg Jones	QB	6-2	208	25	1	West Virginia	Miami, Fl.
16	Chuck Long	QB	6-4	217	29	7	Iowa	Wheaton, Il.
18	Ken Ealy	WR	5-10	177	23	R	Central Michigan	College Park, Ga.
20	Barry Sanders	SB	5-8	203	24	4	Oklahoma State	Wichita, Ka.
21	Harry Colon	S	6-0	203	23	2	Missouri	Kansas City, Ka.
23	Mel Gray	WR-KR	5-9	162	31	7	Purdue	Williamsburg, Va.
24	Melvin Jenkins	CB	5-10	173	30	6	Cincinnati	Jackson, Ms.
25	Sheldon White	CB	5-10	188	27	5	Miami (Ohio)	Dayton, Oh.
26	Eric Lynch	RB	5-10	224	22	R	Grand Valley State	Woodhaven, Mi.
30	Tony Crutchfield	DB	5-9	188	22	R	Brigham Young	Pasadena, Ca.
31	Rodney Rice	CB	5-8	180	26	4	Brigham Young	Altwater, Ca.
32	Willie Clay	CB	5-9	184	21	R	Georgia Tech	Pittsburgh, Pa.
34	Ed Tillison	RB	6-0	255	23	R	Northwest Missouri St.	Pearl River, La.
35	William White	S	5-10	189	26	5	Ohio State	Lima, Oh.
36	Bennie Blades	S	6-1	221	26	5	Miami (Fla.)	Ft. Lauderdale, Fl.
38	Kevin Scott	CB	5-9	175	23	2	Stanford	Phoenix, Az.
39	Ray Crockett	CB	5-9	181	25	4	Baylor	Duncanville, Tx.
40	Reggie Barrett	WR	6-3	215	23	2	Texas-El Paso	Corpus Christi, Tx.
41	Reggie McGill	RB	5-10	195	23	1	Arizona	Phoenix, Az.

No.	Name	Pos.	Ht.	Wt.	*Age	NFL Exp.	College	Hometown
42	D.J. Dozier	RB	6-0	205	26	6	Penn State	Norfolk, Va.
43	Darrell Wallace	RB	5-9	180	26	1	Missouri	Nashville, Tn.
44	Eugene Riley	TE	6-3	238	24	3	Ball State	Cincinnati, Oh.
46	Derek Tennell	TE	6-5	270	28	5	UCLA	Los Angeles, Ca.
47	Darrin Eaton	WR	6-0	197	23	R	Michigan State	Camden, N.J.
48	Rich Gicewicz	TE	6-3	246	26	1	Michigan State	Getzville, N.Y.
49	Jimmie Johnson	TE	6-2	248	26	4	Howard	Augusta, Ga.
50	Toby Caston	ILB	6-1	243	27	6	Louisiana State	Monroe, La.
51	Phillip Kent	LB	6-1	244	21	R	Mississippi	Kansas City, Mo.
52	John Derby	LB	6-0	232	24	R	Iowa	Oconomowoc, Wi.
53	Kevin Glover	C-G	6-2	282	29	8	Maryland	Upper Marlboro, Md.
54	Chris Spielman	ILB	6-0	247	26	5	Ohio State	Massillon, Oh.
55	Michael Colfer	OLB	6-5	244	32	10	Tennessee	Knoxville, Tn.
57	Victor Jones	ILB	6-2	240	25	5	Virginia Tech	Rockville, Md.
58	George Jamison	LB	6-1	228	29	6	Cincinnati	Bridgeton, N.J.
59	Tracy Scroggins	LB	6-2	255	22	R	Tulsa	Checotah, Ok.
61	Mark White	G	6-5	298	23	R	Florida	Pensacola, Fl.
62	Blake Miller	G-T	6-1	282	24	1	Louisiana State	Baton Rouge, La.
63	Darrell Brooks	C	6-3	323	22	R	Tennessee State	Memphis, Tn.
64	Eric Sanders	T-G	6-7	286	33	12	Nevada-Reno	Reno, Nv.
66	Shawn Bouwens	G	6-4	290	34	4	Nebraska-Wesleyan	Lincoln, Ne.
67	Ken Dallafior	G-C	6-4	285	32	7	Minnesota	Madison Hts., Mi.
70	Bernard Wilson	DE	6-2	295	22	R	Tennessee State	Nashville, Tn.
71	Larry Tharpe	T	6-4	299	21	R	Tennessee State	Macon, Ga.
72	Jack Linn	T	6-5	278	24	1	West Virginia	Rochester, Pa.
73	Sheldon Haliburton	T	6-6	315	24	1	Texas A&I	Los Angeles, Ca.
74	Willie Griffin	DE	6-3	286	26	1	Nebraska	Jackson, Ms.
75	Lomas Brown	T	6-4	287	29	8	Florida	Miami, Fl.
76	Scott Conover	G-T	6-4	285	23	2	Purdue	Freehold, N.J.
77	Bubba Paris	T	6-6	315	31	10	Michigan	Louisville, Ky.
79	Darryl Milburn	DE	6-3	260	23	2	Grambling	Baton Rouge, La.
80	Brett Perriman	WR	5-9	180	26	5	Miami (Fla.)	Miami, Fl.
81	Mike Farr	WR	5-10	190	25	3	UCLA	Birmingham, Mi.

No.	Name	Pos.	Ht.	Wt.	*Age	NFL Exp.	College	Hometown
82	Thomas McLemore	TE	6-5	245	22	R	Southern	Shreveport, La.
83	Aubrey Matthews	WR	5-7	165	30	7	Delta State	Pascagoula, Ms.
84	Herman Moore	WR	6-3	205	22	2	Virginia	Danville, Va.
86	Willie Green	WR	6-2	179	26	2	Mississippi	Athens, Ga.
87	Jeff Campbell	WR	5-8	167	24	3	Colorado	Vail, Co.
89	David Little	TE	6-2	226	31	9	Middle Tennessee St.	Selma, Ca.
90	Dan Owens	DE	6-3	280	25	3	Southern California	Whittier, Ca.
91	Robert Porcher	DE	6-3	283	23	R	South Carolina State	Wando, S.C.
92	Marc Spindler	DE	6-5	290	22	3	Pittsburgh	West Scranton, Pa.
93	Jerry Ball	NT	6-1	298	26	6	Southern Methodist	Beaumont, Tx.
94	Kevin Pritchett	DE	6-2	281	22	2	Mississippi	Atlanta, Ga.
95	Darryl Ford	LB	6-1	225	26	1	New Mexico State	Dallas, Tx.
96	Lawrence Pete	NT	6-0	295	26	4	Nebraska	Wichita, Ka.
97	Jeff Hunter	DE	6-5	285	26	3	Albany State	Augusta, Ga.
98	Dennis Gibson	LB	6-2	243	28	6	Iowa State	Ankeny, Ia.
99	Tracy Hayworth	LB	6-3	260	24	3	Tennessee	Franklin, In.
	Wilson Hoyle	K	5-10	168	25	1	Wake Forest	Henderson, N.C.
	Junior Robinson	CB	5-9	181	24	2	East Carolina	Wingate, N.C.

Note: A player is designated a "1" in the NFL experience column if he has not been on an active NFL squad for three regular season or postseason games in his first NFL season. A "1" designation also refers to players who have been to a previous pro training camp.

HEAD COACH: Wayne Fontes

ASSISTANT COACHES: Otis Canty, Administrative Assistant to the Head Coach; Don Clemons, Outside Linebackers; John Fontes, Defensive Backs; Frank Gansz, Special Teams; Dan Henning, Offensive Coordinator; Bert Hill, Strength & Conditioning/Defensive Assistant; Lamar Leachman, Defensive Line; Dave Levy, Offensive Coordinator; Billie Matthews, Running Backs; Herb Paterra, Inside Linebackers; Charlie Sanders, Receivers; Jerry Wampler, Offensive Line; Robert "Woody" Widenhofer, Defensive Coordinator.

Roster Moves

SINCE FINAL 1991 PRESEASON CUTS

- Aug. 26: Lions waived the following players: K RICH ANDREWS, LB MARK BROWN, WR ROBERT CLAIBORNE, DE MARK DUCKENS, C EDDIE GRANT (FROM INJURED RESERVE), DT GARY HADD, S CHRIS OLDHAM, RB DON OVERTON, WR FRANK PILLOW, OT CAESAR RENTIE, TE DEREK TENNELL, HB DARRELL WALLACE, S HERB WELCH and RB JAMES WILDER.
- Aug. 27: Lions recalled the following players: LB MARK BROWN, RB DON OVERTON and S HERB WELCH. Also placed the following players on injured reserve: OG KEN DALLAFIOR, LB VICTOR JONES and DB SEAN VANHORSE.
- Aug. 28: Lions signed the following players to the practice squad: K RICH ANDREWS, LB JAMES GOODE, QB GREG JONES, DE DARRYL MILBURN and RB-WR DARRELL WALLACE.
- Sept. 1: Lions de-activated WR REGGIE BARRETT and QB ANDRE WARE at Washington.
- Sept. 2: Lions placed WR AUBREY MATTHEWS on injured reserve and activated WR BRETT PERRIMAN from a roster exemption.
- Sept. 4: Lions placed TE EUGENE RILEY on injured reserve and re-signed TE DEREK TENNELL.
- Sept. 8: Lions de-activated WR JEFF CAMPBELL and LB MICHAEL COFER against Green Bay.
- Sept. 15: Lions de-activated WR JEFF CAMPBELL and QB ANDRE WARE against Miami.
- Sept. 22: Lions de-activated LB MICHAEL COFER and QB ANDRE WARE at Indianapolis.
- Sept. 23: Lions' CB TERRY TAYLOR was reinstated by NFL Commissioner Paul Tagliabue following a 1-year suspension.
- Sept. 24: Lions placed LB MICHAEL COFER on injured reserve and terminated the contract of K RICH ANDREWS who was on the practice squad.
- Sept. 25: Lions signed free agent LB ANTHONY BELL.
- Sept. 28: Lions place CB BRUCE ALEXANDER on injured reserve and activated CB TERRY TAYLOR from a roster exemption.
- Sept. 29: Lions de-activated WR REGGIE BARRETT and QB ANDRE WARE vs. Tampa Bay.
- Oct. 4: Lions placed WR REGGIE BARRETT on injured reserve and activated TE EUGENE RILEY from injured reserve.
- Oct. 6: Lions de-activated RB DON OVERTON and QB ANDRE WARE vs. Minnesota.
- Oct. 8: Lions traded T HARVEY SALEM to the Denver Broncos for a conditional draft choice in 1992. Also, waived LB MARK BROWN and activated LB VICTOR JONES from injured reserve.
- Oct. 9: Lions signed RB CHUCK WEATHERSPOON to the practice squad.
- Oct. 20: Lions de-activated RB DON OVERTON and QB ANDRE WARE at San Francisco.
- Oct. 27: Lions de-activated WR ROBERT CLARK and QB ANDRE WARE vs. Dallas.
- Oct. 30: Lions placed QB RODNEY PEETE on injured reserve and claimed on waivers RB D.J. DOZIER.
- Nov. 1: Lions signed free agent QB CHUCK LONG and placed RB D.J. DOZIER on the exempt-left squad list.
- Nov. 3: Lions de-activated WR ROBERT CLARK and QB CHUCK LONG at Chicago.
- Nov. 4: Lions placed RB CEDRIC JACKSON on injured reserve and activated RB D.J. DOZIER from the exempt-left squad list.
- Nov. 10: Lions de-activated QB CHUCK LONG and TE EUGENE RILEY at Tampa Bay.
- Nov. 15: Lions placed S HERB WELCH on injured reserve and activated G-C KEN DALLAFIOR from injured reserve.
- Nov. 17: Lions de-activated T LOMAS BROWN and QB CHUCK LONG vs. L.A. Rams.
- Nov. 22: Lions placed OG MIKE UTLEY on injured reserve and activated CB BRUCE ALEXANDER from injured reserve.
- Nov. 24: Lions de-activated QB CHUCK LONG and TE EUGENE RILEY at Minnesota.

- Nov. 28: Lions de-activated QB CHUCK LONG and TE EUGENE RILEY vs. Chicago.
- Dec. 8: Lions de-activated QB CHUCK LONG and NT LAWRENCE PETE vs. N.Y. Jets.
- Dec. 10: Lions placed T ERIC SANDERS on injured reserve and signed T BUBBA PARIS. Also, the Lions released TE EUGENE RILEY.
- Dec. 11: Lions signed TE DAVID LITTLE.
- Dec. 12: Lions placed NT JERRY BALL on injured reserve and signed DE DARRYL MILBURN from the Practice Squad.
- Dec. 15: Lions de-activated QB CHUCK LONG and RB DON OVERTON at Green Bay.
- Dec. 22: Lions de-activated QB CHUCK LONG and CB TERRY TAYLOR at Buffalo.
- Jan. 4: Lions de-activated QB CHUCK LONG and CB TERRY TAYLOR vs. Dallas.
- Jan. 11: Lions de-activated QB CHUCK LONG and DE DARRYL MILBURN at Washington.
- Feb. 1: Twenty players placed on the Lions' unprotected list under the NFL Plan B Free Agency System: CB BRUCE ALEXANDER, P JIM ARNOLD, LB ANTHONY BELL, WR ROBERT CLARK, G KEN DALLAFIOR, T ROMAN FORTIN, RB CEDRIC JACKSON, TE DAVID LITTLE, QB CHUCK LONG, WR AUBREY MATTHEWS, DE DARRYL MILBURN, K EDDIE MURRAY, LB NIKO NOGA, RB DON OVERTON, T BUBBA PARIS, CB TERRY TAYLOR, TE DEREK TENNELL, G MIKE UTLEY, CB SEAN VANHORSE, S HERB WELCH.
- Feb. 6: Lions signed free agent DE WILLIE GRIFFIN.
- Feb. 20: Lions signed free agents T SHELDON HALIBURTON and T JACK LINN.
- Mar. 2: Lions signed free agent TE EUGENE RILEY.
- Mar. 11: Lions signed free agent LB DARRYL FORD.
- Mar. 30: Lions signed Plan B free agent S HARRY COLON.
- Apr. 1: Lions signed Plan B free agent TE JIMMIE JOHNSON.
- Apr. 22: Lions signed free agent TE RICH GICEWICZ.
- Apr. 26: Lions drafted DE ROBERT PORCHER (D-1), LB TRACY SCROGGINS (D-2), K JASON HANSON (D-2), TE THOMAS MCELMORE (D-3), LARRY THARPE (D-6), DB WILLIE CLAY (D-8) and RB ED TILLISON (D-11).
- Apr. 28: Lions signed free agents RB REGGIE MCGILL and CB RODNEY RICE.
- Apr. 29: Lions rescinded their contractual rights to K ED MURRAY, making him an unrestricted free agent. Also, Lions hired scout MILT DAVIS.
- May 1: Lions signed the following rookie free agents: C DARREL BROOKS, DB TONY CRUTCHFIELD, LB JOHN DERBY, WR KEN EALY, WR DARRIN EATON, LB EARNEST FIELDS, LB PHILLIP KENT, FB ERIC LYNCH, P MIKE RILEY, WR EDDIE THOMAS, WR YALE VAN DYNE, DT BERNARD WILSON.
- May 27: Lions signed free agent K WILSON HOYLE.
- June 16: Lions signed free agent CB JUNIOR ROBINSON.

Detroit Lions' Final 1991 Depth Chart

OFFENSE

XR:	86 Willie Green	23 Mel Gray	
WR:	80 Brett Perriman	89 David Little	
LT:	75 Lomas Brown	77 Bubba Paris	
LG:	65 Eric Andolsek	66 Shawn Bouwens	
C:	53 Kevin Glover	48 ROMAN FORTIN	
RG:	67 Ken Dallafior	66 Shawn Bouwens	
RT:	76 SCOTT CONOVER	77 Bubba Paris	
YR:	81 Mike Farr	83 Aubrey Matthews	46 Derek Tennell
ZB:	82 Robert Clark	84 HERMAN MOORE	
QB:	12 Erik Kramer	11 Andre Ware	16 Chuck Long
SB:	20 Barry Sanders	42 D.J. Dozier	33 Don Overton

DEFENSE

LE:	92 Marc Spindler	94 KELVIN PRITCHETT	
NT:	96 Lawrence Pete	79 Darryl Milburn	
RE:	90 Dan Owens	97 Jeff Hunter	
LOLB:	58 George Jamison	57 Victor Jones	
LILB:	54 Chris Spielman	50 Toby Caston	
RILB:	98 Dennis Gibson	51 Niko Noga	
ROLB:	99 Tracy Hayworth	59 Anthony Bell	
LCB:	39 Ray Crockett	21 Terry Taylor	38 KEVIN SCOTT
RCB:	24 Melvin Jenkins	25 Sheldon White	32 Bruce Alexander
SS:	35 William White	39 Ray Crockett	
FS:	36 Bennie Blades	39 Ray Crockett	

SPECIALISTS

PK:	3 Eddie Murray		
P:	6 Jim Arnold		
H:	6 Jim Arnold		
PC:	89 David Little	48 ROMAN FORTIN	
KC:	48 ROMAN FORTIN	89 David Little	
PR:	23 Mel Gray	42 D.J. Dozier	
KR:	23 Mel Gray	32 Bruce Alexander	42 D.J. Dozier

Rookie and first-year players in CAPS

NOTE: The receivers are listed as:

X (wide left); W (wing left); Y (wing right) and Z (wide right).

The running back is listed as the S Back.



1991 Season In Review

Final 1991 Offensive Statistics

(Sixteen Games)

RESULTS & ATTENDANCE (12-4-0)

Lost	DETROIT	...0 at Washington	45 (52,958)
Won	DETROIT	...23 GREEN BAY	14 (43,132)
Won	DETROIT	...17 MIAMI	13 (56,896)
Won	DETROIT	...33 at Indianapolis	24 (53,396)
Won	DETROIT	...31 TAMPA BAY	3 (44,479)
Won	DETROIT	...24 MINNESOTA	20 (63,423)
Lost	DETROIT	...3 at San Francisco	35 (61,240)
Won	DETROIT	...34 DALLAS	10 (74,906)
Lost	DETROIT	...10 at Chicago	20 (57,281)
Lost	DETROIT	...21 at Tampa Bay	30 (37,742)
Won	DETROIT	...21 L.A. RAMS	10 (60,873)
Won	DETROIT	...34 at Minnesota	14 (51,644)
Won	DETROIT	...16 CHICAGO	6 (78,879)
Won	DETROIT	...34 N.Y. JETS	20 (69,304)
Won	DETROIT	...21 at Green Bay	17 (43,881)
Won(OT)	DETROIT	...17 at Buffalo	14 (78,059)

TEAM STATISTICS

	DETROIT	Opponents
TOTAL FIRST DOWNS	280	305
Rushing	118	93
Passing	146	189
Penalty	16	23
3rd Down: Made/Atts.	71/196 36%	80/20 39.5%
4th Down: Made/Atts.	3/6 50%	9/20 45%
TOTAL NET YARDS	4788	5043
Average Per Game	299.3	315.2
Total Plays	938	1008
Average Per Play	5.1	5.0
NET YARDS RUSHING	1930	1757
Average Per Game	120.6	109.2
Total Rushes	454	444
NET YARDS PASSING	2858	3286
Average Per Game	178.6	205.4
Tackled/Yards Lost	25/116	30/237
Gross Yards	2974	3523
Attempts/Completions	459/252	534/315
Percent of Completion	54.9	59.0
Had Intercepted	17	19
PUNTS/AVERAGE	75/41.2	67/39.2
NET PUNTING AVERAGE	35.4	31.7
PENALTIES/YARDS	93/799	94/704
FUMBLES/BALL LOST	25/13	32/17
TOUCHDOWNS	40	34
Rushing	19	16
Passing	16	16
Returns	5	2
TIME OF POSSESSION	460:23	504:00
Average Per Game	28:39	31:21
AVG. PTS. PER GAME	21.2	18.4

SCORE BY PERIODS

	1	2	3	4	OT	Total
LIONS' TOTAL	72	67	77	120	3	339
Opponents Total	75	108	58	54	0	295

SCORING

	TDR	TDP	TDR	PAT	FG	S	TP
Sanders	16	1					102
Murray				40-40	19-28		97
Green		7					42
Clark		6					36
Peete	2						12
Crockett			1				6
White, W			1				6
Perriman		1					6
Kramer	1						6
Farr		1					6
Hayworth			1				6
Gray			1				6
White, S			1				6
Ball						1	2
LIONS' TOTAL	19	16	5	40-40	19-28	1	339
Opponents Total	16	16	2	34-34	19-28		295

FIELD GOALS

	1-19	20-29	30-39	40-49	50+	Total
Murray	1-1	3-4	8-10	5-9	2-4	19-28
LIONS' TOTAL	1-1	3-4	8-10	5-9	2-4	19-28
Opponents Total	1-1	12-12	4-8	2-6	0-1	19-28

Murray (0); (50x,41,27,36); (46,51x); (48x,19); (38,48x); (47,47x); (37); (44,32); (31); (0); (0); (37,23x,50); (21,50,37); (43,37,43x,39x); (30x,21)

"x" Denotes Field Goal Missed

RUSHING

	No.	Yds.	Avg.	LG	TD
Sanders	342	1548	4.5	69t	16
Peete	25	125	5.0	26	2
Overton	14	59	4.2	9	0
Jackson	17	55	3.2	10	0
Dozier	9	48	5.3	29	0
Arnold	2	42	21.0	21	0
Kramer	34	26	0.7	12	1
Gray	2	11	5.5	6	0
Perriman	4	10	2.5	6	0
Ware	4	6	1.5	10	0
LIONS' TOTAL	453	1930	4.3	69t	19
Opponents Total	444	1760	4.0	59t	16

PASSING

	Att.	Comp.	Yds.	Pct.	Avg./Att.	TD	%TD	Int.	%Int.	LG	Sack/Yds.	Rating
Kramer	265	136	1635	51.3	6.17	11	4.2	8	3.0	73t	14/74	72.1
Peete	194	116	1339	59.8	6.90	5	2.6	9	4.6	68t	11/42	70.2
LIONS' TOTAL	459	252	2974	54.9	6.48	16	3.5	17	3.7	73t	25/116	71.1
Opponents Total	534	315	3523	59.0	6.60	16	3.0	19	3.6	51	30/237	73.8

RECEIVING

	No.	Yds.	Avg.	LG	TD
Perriman	52	668	12.8	42	1
Clark	47	640	13.6	68t	6
Farr	42	431	10.3	34t	1
Sanders	41	307	7.5	34	1
Green	39	592	15.2	73t	7
Moore	11	135	12.3	21	0
Tennell	4	43	10.8	18	0
Overton	4	38	9.5	14	0
Gray	3	42	14.0	31	0
Matthews	3	21	7.0	11	0
Campbell	2	49	24.5	28	0
Fortin	1	4	4.0	4	0
Riley	1	3	3.0	3	0
Dozier	1	3	3.0	3	0
Jackson	1	-2	-2.0	-2	0
LIONS' TOTAL	252	2974	11.8	73t	16
Opponents Total	315	3523	11.2	51	16

INTERCEPTIONS

	No.	Yds.	Avg.	LG	TD
Crockett	6	141	23.5	96t	1
Taylor	4	26	6.5	23	0
Jamison	3	52	17.3	19	0
White, W	2	35	17.5	28	0
White, S	1	18	18.0	18t	1
Blades	1	14	14.0	14	0
Alexander	1	0	0.0	0	0
Hayworth	1	0	0.0	0	0
LIONS' TOTAL	19	286	15.1	96t	2
Opponents Total	17	229	13.5	57t	1

PUNTING

	No.	Yds.	Avg.	LG	Blk.
Arnold	75	3092	41.2	5	27
LIONS' TOTAL	75	3092	41.2	5	27
Opponents Total	67	2629	39.2	6	16

PUNT RETURNS

	No.	FC	Yds.	Avg.	LG	TD
Gray	25	14	385	15.4	78t	1
Jenkins	1	0	0	0.0	0	0
LIONS' TOTAL	26	14	385	14.8	78t	1
Opponents Total	35	10	340	9.7	69t	1

KICKOFF RETURNS

	No.	Yds.	Avg.	LG	TD
Gray	36	929	25.8	71	0
Campbell	9	85	9.4	18	0
Overton	4	71	17.8	23	0
Dozier	4	60	15.0	38	0
Scott	1	16	16.0	16	0
Jackson	1	9	9.0	9	0
Clark	2	0	0.0	0	0
Bell	1	0	0.0	0	0
LIONS' TOTAL	58	1170	20.2	71	0
Opponents Total	63	1095	17.4	53	0



Erik Kramer led the Lions to seven straight wins last season, including a 38-6 playoff victory over Dallas.

Final 1991 Defensive Statistics

(Sixteen Games - Unofficial)

Player Name	TACKLES			Sacks/Yds.	Ints/Yds.	Pass Def.	FUMBLES		BLOCKED			
	Total	Solo	Asst.				Force	Recover	PATs	FGs	Punts	TDs Safe
Spielman	126	84	42	1.0/1		3	3	3				
Blades	93	65	28		1/14	7	2	3				
White, W	87	64	23		2/35	10			1			
Jenkins	86	74	12	1.0/10		14	2					
Crockett	86	74	12	1.0/10	6/141	16	1	1				
Jamison	86	67	19	4.0/30	3/52	5	2	1				
Gibson	62	36	26			3						
Owens	51	40	11	5.5/60		1	1	2				
Spindler	49	33	16	3.5/13		2	1	1				
Hayworth	43	26	17	2.0/14	1	1		2	1			
Ball, J	36	31	5	2.0/17		1		1		1		
Pritchett	26	20	6	1.5/6		1						
Taylor	25	22	3		4/26	7		1				
Caston	19	16	3									
Hunter	16	14	2	6.0/53				1				
Alexander	16	13	3		1							
Bell	14	13	1				1	1				
White, S	14	13	1		1/18	11	1		1			
Scott	14	10	4			1						
Jones	13	13						1				
Pete	13	5	8	1.5/10								
Noga	10	10					1	1				
Brown, M	5	5										
Brown	3	3										
Farr	3	3										
Cofer, M	3	2	1	1.0/13								
Welch, H	3	2	1									
Tennell	3	2	1									
Sanders, E	2	2										
Glover	2	2										
Perriman	2	2										
Team	1	1										
Gray	1	1										
Little	1	1										
Clark	1	1										
Kramer	1	1										
Sanders	1	1										
Riley, E	1	1										
Overton	1	1										
Green	1	1										
Moore	1	1										
Dozier	1		1									
LIONS' TOTAL	1022	776	246	30.0/237	19/286	83	15	17	1	4	1	
Opps. Total	905	720	185	25.0/116	17/229	69	14	13	1	1		

DETROIT SPECIAL TEAMS TACKLES

Unofficial (Included in Defensive Totals)

Player Name	Tackles	Player Name	Tackles
Jenkins	22	Sanders, E	2
Caston	13	Jamison	2
Jones	12	Alexander	2
Noga	9	Brown, M	1
Pritchett	8	Little	1
Crockett	7	Welch, H	1
Bell	5	Dozier	1
Hayworth	5	Blades	1
Scott	5	Hunter	1
Tennell	3	Riley, E	1
Gibson	3	Overton	1

TURNOVER RATIO

DATE	Opponent	TAKE AWAYS			GIVE AWAYS			TURNOVER RATIO	
		Ints.	Fumbles	Total	Ints.	Fumbles	Total	This Week	Season
9/01	Washington Redskins	1	0	1	3	1	4	-3	-3
9/08	GREEN BAY PACKERS	1	0	1	0	0	0	+1	-2
9/15	MIAMI DOLPHINS	0	0	0	1	0	1	-1	-3
9/22	Indianapolis Colts	1	0	1	2	1	3	-2	-5
9/29	TAMPA BAY BUCCANEERS	2	2	4	1	3	4	+0	-5
10/06	MINNESOTA VIKINGS	0	0	0	1	0	1	-1	-6
10/20	San Francisco 49ers	0	1	1	1	1	2	-1	-7
10/27	DALLAS COWBOYS	2	2	4	0	0	0	+4	-3
11/03	Chicago Bears	0	1	1	2	1	3	-2	-5
11/10	Tampa Bay Buccaneers	0	1	1	2	2	4	-3	-8
11/17	LOS ANGELES RAMS	1	1	2	0	0	0	+2	-6
11/24	Minnesota Vikings	3	3	6	0	0	0	+6	+0
11/28	CHICAGO BEARS	4	2	6	1	1	2	+4	+4
12/08	NEW YORK JETS	2	3	5	1	0	1	+4	+8
12/15	Green Bay Packers	1	1	2	0	2	2	+0	+8
12/22	Buffalo Bills	1	0	1	2	1	3	-2	+6
	TOTALS	19	17	36	17	13	30		+6

DID YOU KNOW . . . ?

Jim Arnold enters the 1991 season with a string of 174 consecutive punts without a block (dating back to 1989) and has had just one rejection in his last 387 punting attempts (dating back to 1986).

Playoff Game Statistics

(Two Games)

RESULTS and ATTENDANCE (1-1-0)

Won	DETROIT ... 38	DALLAS ... 6	(78,290)
Lost	DETROIT ... 10	at Washington ... 41	(55,585)

TEAM STATISTICS

	DETROIT	Opponents
TOTAL FIRST DOWNS	43	33
Rushing	9	10
Passing	31	21
Penalty	3	2
3rd Down: Made/Atts	7/21 33%	4/19 21%
4th Down: Made/Atts	0/2 0%	1/2 50%
TOTAL NET YDS	725	621
Average Per Game	362.5	310.5
Total Plays	120	106
Average Per Play	6.0	5.9
NET YDS RUSHING	156	214
Average Per Game	78.0	107.0
Total Rushes	34	57
NET YDS PASSING	569	407
Average Per Game	284.5	203.5
Tackled/Yards Lost	6/36	3/26
Gross Yards	605	433
Attempts/Completions	80/54	46/30
Percent of Completion	67.5	65.2
Had Intercepted	2	2
PUNTS/AVERAGE	8/46.5	8/41.4
NET PUNTING AVG	35.1	34.0
PENALTIES/YDS	11/85	7/65
FUMBLES/BALL LOST	3/1	3/2
TOUCHDOWNS	6	5
Rushing	1	2
Passing	4	2
Returns	1	1
TIME OF POSSESSION	61:45	58:15
Average Per Game	30:53	29:07
AVERAGE PTS. PER GAME	24.0	23.5

SCORE BY PERIODS

	1	2	3	4	OT	Total
LIONS' TOTAL	7	20	14	7	0	48
Opponents Total	13	10	10	14	0	47

SCORING

	TDR	TDP	TDR1	PAT	FG	S	TP
Green		3					18
Murray				6-6	2-3		12
Sanders	1						6
Moore		1					6
Jenkins			1				6
LIONS' TOTAL	1	4	1	6-6	2-3		48
Opponents Total	2	2	1	5-5	4-5		47

FIELD GOALS

	1-19	20-29	30-39	40-49	50+	Total
Murray	0-0	0-0	2-2	0-1	0-0	2-3
LIONS' TOTAL	0-0	0-0	2-2	0-1	0-0	2-3
Opponents Total	0-0	4-4	0-0	0-0	0-1	4-5

Murray (36); (30,44x)

"x" Denotes Field Goal Missed

RUSHING

	No.	Yds.	Avg.	LG	TD
Sanders	23	113	4.9	47	1
Ware	3	23	7.7	14	0
Overton	3	17	5.7	8	0
Kramer	4	4	1.0	3	0
Long	1	-1	-1.0	-1	0
LIONS' TOTAL	34	156	4.6	47	1
Opponents Total	57	214	3.8	19	2

RECEIVING

	No.	Yds.	Avg.	LG	TD
Green	12	169	14.1	31	3
Farr	11	135	12.3	26	0
Moore	10	156	15.6	32	1
Sanders	9	45	5.0	10	0
Perriman	8	61	7.6	14	0
Clark	2	29	14.5	16	0
Overton	2	10	5.0	6	0
LIONS' TOTAL	54	605	11.2	32	4
Opponents Total	30	433	14.4	45	2

INTERCEPTIONS

	No.	Yds.	Avg.	LG	TD
Jenkins	1	41	41.0	41	1
Spielman	1	0	0.0	0	0
LIONS' TOTAL	2	41	20.5	41	1
Opponents Total	2	70	35.0	38	1

PASSING

	Att.	Comp.	Yds.	Pct.	Avg./Att.	TD	%TD	Int.	%Int.	LG	Sack/Yds.	Rating
Kramer	71	50	590	70.4	8.31	4	5.6	1	1.4	32	5/30	108.2
Ware	9	4	15	44.4	1.67	0	0.0	1	11.1	9	1/6	12.0
LIONS' TOTAL	80	54	605	67.5	7.56	4	5.0	2	2.5	32	6/36	96.1
Opponents Total	46	30	433	65.2	9.41	2	4.3	2	4.3	45	3/26	92.1

PUNTING

	No.	Yds.	Avg.	TB	In20	LG	Blk.
Arnold	8	372	46.5	3	2	58	0
LIONS' TOTAL	8	372	46.5	3	2	58	0
Opponents Total	8	331	41.4	1	1	50	0

KICKOFF RETURNS

	No.	Yds.	Avg.	LG	TD
Gray	7	169	24.1	55	0
Dozier	2	35	17.5	21	0
Alexander	1	15	15.0	15	0
LIONS' TOTAL	10	219	21.9	55	0
Opponents Total	9	167	18.6	27	0

PUNT RETURNS

	No.	FC	Yds.	Avg.	LG	TD
Gray	5	0	39	7.8	13	0
LIONS' TOTAL	5	0	39	7.8	13	0
Opponents Total	2	1	31	15.5	18	0

Playoff Defensive Statistics

Unofficial

Player Name	TACKLES			Sacks/Yards	Ints/Yards	Pass Def.	FUMBLES		BLOCKED			
	Total	Solo	Asst.				Force	Recover	PATs	FGs	Punts	TDs Safe
Spielman	13	10	3		1	1						
Jamison	12	11	1									
White, W	11	5	6									
Jenkins	10	7	3		1/4	1	1	1				
Blades	9	9				1						
Crockett	8	7	1			1						
Owens	8	6	2	1.0/11								
Hayworth	5	3	2	1.0/6								
Jones	4	2	2				1					
Gibson	3	3										
Pete	3	3					1					
Pritchett	3	2	1									
White, S	3	1	2			1						
Tennell	2	2										
Milburn	2	2										
Scott	2	2										
Bell	2	1	1									
Spindler	2	1	1									
Noga	1	1										
Taylor	1	1										
Hunter	1	1		1.0/9								
Alexander	1	1				1						
Moore	1	1										
LIONS' TOTAL	107	82	25	3.0/26	2/41	6		2	1			
Opponents Total	114	94	20	6.0/36	2/70	8	2	1	1	1		

Game by Game Defensive Tackles

(Code: solo-assists-sacks)

Player	@Wash 9/1	GBAY 9/8	MIAMI 9/15	@Indi 9/22	TBAY 9/29	MINN 10/6	@SF 10/20	DAL. 10/27
Alexander	3-0-0	3-1-0	1-1-0	1-0-0				
Ball	3-0-0	3-0-0	0-0-0	2-0-0	1-0-0	2-1-0	0-0-0	4-0-0
Bell						0-0-0	1-0-0	3-0-0
Blades	5-0-0	4-3-0	1-2-0	6-0-0	2-1-0	3-1-0	3-1-0	3-3-0
Brown L.	0-0-0	0-0-0	0-0-0	1-0-0	0-0-0	0-0-0	0-0-0	0-0-0
Brown M.	3-0-0	0-0-0	0-0-0	0-0-0	0-0-0	0-0-0		
Caston	0-0-0	0-0-0	0-0-0	0-0-0	1-0-0	1-0-0	7-0-0	2-0-0
Cofer	1-0-0	0-0-0	1-1-1	0-0-0	0-0-0	0-0-0	0-0-0	
Crockett	3-0-0	9-3-0	2-1-0	4-1-0	4-1-0	3-1-0	7-0-0	6-2-0
Dozier								
Farr	0-0-0	0-0-0	0-0-0	1-0-0	0-0-0	0-0-0	0-0-0	0-0-0
Gibson	2-1-0	0-0-0	2-1-0	1-1-0	1-1-0	4-3-0	7-0-0	1-1-0
Glover	0-0-0	0-0-0	0-0-0	0-0-0	0-0-0	1-0-0	0-0-0	0-0-0
Gray								
Green	0-0-0	0-0-0	0-0-0	1-0-0	0-0-0	0-0-0	0-0-0	0-0-0
Hayworth	2-0-0	2-0-0	0-0-0	3-0-0	1-0-0	2-3-0	2-1-0	0-1-0
Hunter	0-0-0	1-0-0	1-0-0	3-0-2	0-0-0	0-1-0	2-0-0	1-0-1
Jamison	4-0-0	3-1-1	7-1-0	6-1-1	2-3-1	6-3-0	6-0-0	2-1-0
Jenkins	2-0-0	3-1-0	4-3-0	5-0-0	4-0-0	2-0-0	12-0-0	7-0-0
Jones							3-0-0	0-0-0
Kramer	0-0-0	0-0-0	0-0-0	0-0-0	1-0-0	0-0-0	0-0-0	0-0-0
Little								
Milburn								
Moore	0-0-0	0-0-0	0-0-0	0-0-0	0-0-0	0-0-0	0-0-0	0-0-0
Noga	0-0-0	2-0-0	1-0-0	0-0-0	0-0-0	1-0-0	0-0-0	0-0-0
Overton								
Owens	0-0-0	2-1-1	2-1-0	5-0-0	3-0-0	1-0-0	5-0-0	1-0-0
Perriman	0-0-0	0-0-0	1-0-0	0-0-0	0-0-0	0-0-0	1-0-0	0-0-0
Pete	0-0-0	0-2-0	2-1-0	0-0-0	0-0-0	0-0-0	0-0-0	0-0-0
Pritchett	1-0-0	1-0-0	0-1-0	1-0-0	1-0-0	0-1-0	0-0-0	1-0-1
Riley	1-0-0	0-0-0	0-0-0	0-0-0	0-0-0	0-0-0	0-0-0	0-0-0
Sanders B.	0-0-0	0-0-0	0-0-0	0-0-0	1-0-0	0-0-0	0-0-0	0-0-0
Sanders E.	1-0-0	0-0-0	0-0-0	0-0-0	0-0-0	0-0-0	0-0-0	0-0-0
Scott	0-0-0	1-0-0	0-0-0	1-2-0	2-1-0	0-0-0	0-0-0	3-1-0
Spielman	6-0-0	5-3-0	5-0-0	2-0-0	8-4-0	3-4-0	6-2-0	6-2-0
Spindler	3-0-0	0-0-0	2-1-1	1-0-1	3-0-0	0-0-0	1-0-0	1-0-0
Taylor					0-0-0	0-0-0	0-1-0	4-1-0
Tennell	0-0-0	1-0-0	0-0-0	0-0-0	0-0-0	0-0-0	0-0-0	0-0-0
Welch	0-0-0	0-1-0	0-0-0	0-0-0	0-0-0	0-0-0	1-0-0	1-0-0
White S.	1-0-0	0-0-0	0-0-0	3-0-0	3-0-0	0-0-0	0-0-0	1-2-0
White W.	4-0-0	1-0-0	1-4-0	5-0-0	1-5-0	4-2-0	7-1-0	6-1-0

@Chi. 11/3	@TBay 11/10	RAMS 11/17	@Minn 11/24	CHI. 11/28	JETS 12/8	@GBay 12/15	@Buf. 12/22	PLAYOFFS	
								DAL. 1/5	@WASH. 1/12
7-0-1	1-0-0	2-2-0	1-1-1	4-1-0	1-1-0	2-0-0	2-0-0	1-0-0	0-0-0
0-0-0	1-0-0	1-0-0	1-0-0	0-0-0	1-0-0	0-0-0	4-1-0	1-1-0	0-0-0
10-1-0	10-0-0	3-2-0	0-5-0	6-2-0	4-2-0	3-4-0	2-1-0	5-0-0	4-0-0
0-0-0	0-0-0	0-0-0	0-0-0	1-0-0	0-0-0	0-0-0	1-0-0	0-0-0	0-0-0
1-0-0	1-1-0	1-0-0	0-0-0	2-1-0	0-0-0	0-0-0	0-0-0	0-0-0	0-0-0
2-0-0	8-0-0	4-0-0	5-1-1	8-0-0	4-2-0	3-0-0	1-0-0	4-1-0	3-0-0
						1-0-0	0-0-0	0-0-0	0-0-0
1-0-0	0-0-0	0-0-0	0-0-0	0-0-0	0-0-0	0-0-0	1-0-0	0-0-0	0-0-0
6-3-0	0-2-0	4-3-0	0-2-0	2-2-0	3-1-0	1-2-0	2-3-0		3-0-0
0-0-0	1-0-0	0-0-0	0-0-0	0-0-0	0-0-0	0-0-0	0-0-0	0-0-0	0-0-0
				1-0-0	0-0-0	0-0-0	0-0-0	0-0-0	0-0-0
0-0-0	0-0-0	0-0-0	0-0-0	0-0-0	0-0-0	0-0-0	0-0-0	0-0-0	0-0-0
2-1-0	1-1-0	2-1-0	1-3-5	2-2-0	1-5-1-5	4-2-0	1-0-1	1-2-1	2-0-0
2-0-1	0-0-0	0-0-0	0-0-0	0-0-0	1-0-1	1-0-0	1-0-1	1-0-1	0-0-0
4-0-0	1-0-0	4-3-0	6-1-0	4-1-0	9-0-1	0-4-0	3-0-0	5-1-0	6-0-0
3-1-0	2-0-0	2-0-0	7-0-0	8-1-0	6-1-1	8-4-0	3-1-0	3-2-0	4-1-0
3-0-0	0-0-0	1-0-0	2-0-0	1-0-0	1-0-0	1-0-0	2-0-0	2-2-0	0-0-0
0-0-0	0-0-0	0-0-0	0-0-0	0-0-0	0-0-0	0-0-0	0-0-0	0-0-0	0-0-0
						1-0-0	0-0-0	0-0-0	0-0-0
						0-0-0	0-0-0	2-0-0	0-0-0
1-0-0	0-0-0	0-0-0	0-0-0	0-0-0	0-0-0	0-0-0	0-0-0	0-0-0	1-0-0
1-0-0	0-0-0	0-0-0	2-0-0	0-0-0	2-0-0	0-0-0	1-0-0	1-0-0	0-0-0
			1-0-0	0-0-0	0-0-0	0-0-0	0-0-0	0-0-0	0-0-0
1-0-1	0-1-0	1-1-0	2-1-1	0-0-1	3-0-1	4-4-0	5-2-1-5	3-2-1	3-0-0
0-0-0	0-0-0	0-0-0	0-0-0	0-0-0	0-0-0	0-0-0	0-0-0	0-0-0	0-0-0
0-0-0	0-1-0	0-0-0	0-1-1-5	1-0-0	0-0-0	1-2-0	1-1-0	0-0-0	3-0-0
0-0-0	0-1-0	2-0-0	1-0-0	2-1-0	7-0-0	3-2-0	1-1-5	1-1-0	1-0-0
0-0-0	0-0-0	0-0-0	0-0-0	0-0-0	0-0-0				
0-0-0	0-0-0	0-0-0	0-0-0	0-0-0	0-0-0	0-0-0	0-0-0	0-0-0	0-0-0
0-0-0	0-0-0	1-0-0	0-0-0	0-0-0	0-0-0	0-0-0			
1-0-0	0-0-0	0-0-0	0-0-0	1-0-0	0-0-0	1-0-0	0-0-0	1-0-0	1-0-0
6-3-0	5-2-0	4-3-0	5-4-1	4-3-0	4-4-0	2-3-0	13-5-0	3-3-0	7-0-0
3-1-0	4-1-0	0-3-0	3-1-0	3-0-0	3-5-4-5	2-2-0	4-1-0	1-1-0	0-0-0
2-0-0	2-0-0	3-0-0	5-1-0	1-0-0	4-0-0	1-0-0			
0-0-0	1-0-0	0-0-0	0-0-0	0-0-0	0-0-0	0-0-0	0-0-0	1-0-0	1-0-0
0-0-0	0-0-0								
0-0-0	0-0-0	1-0-0	2-0-0	0-0-0	1-0-0	0-1-0	1-0-0	1-2-0	0-0-0
4-1-0	6-1-0	3-0-0	5-3-0	6-0-0	3-0-0	3-4-0	5-1-0	2-5-0	3-1-0

Individual Statistics

[illegible]

RUSHING

	San Francisco			DALLAS			CHICAGO			Tampa Bay			L.A. RAMS			Minnesota				
	Att.	/ Yds.	TD	LG	Att.	/ Yds.	TD	LG	Att.	/ Yds.	TD	LG	Att.	/ Yds.	TD	LG	Att.	/ Yds.	TD	LG
Overton							1 / 9	9												
Jackson																				
Peele	1 / -2		-2		1 / 2															
Gray																				
Sanders	7 / 26		16		21 / 55		16	18 / 63	12	23 / 118	2	40	26 / 57	25	23 / 220	4	45 1/2	1 / 4	4	
Perriman																				
Arnold																				
Kramer					5 / 10		5			1 / 1	1	1	5 / 7	12	3 / 4	7	8 / 37	29	4 / 2	
Dozier																				
Ware																				

RECEIVING

	San Francisco			DALLAS			CHICAGO			Tampa Bay			L.A. RAMS			Minnesota				
	Att.	/ Yds.	TD	LG	Att.	/ Yds.	TD	LG	Att.	/ Yds.	TD	LG	Att.	/ Yds.	TD	LG	Att.	/ Yds.	TD	LG
Matthews					4 / 57		1	261	3 / 54		23									
Green																				
Overton																				
Clark	1 / 7			7																
Farr	5 / 58			16	1 / 24			24	5 / 47		12									
Gray																				
Perrinan	6 / 89			37	1 / 10			10	4 / 33		1	11								
Sanders					2 / 21		1	11	2 / 14		14									
Jackson																				
Moore	1 / 8			8	2 / 18			11	5 / 70		19									
Tennell					1 / 5			5												
Fortin																				
Campbell	1 / 21			21	1 / 3			3												
Riley																				
Dozier																				

PASSING

	San Francisco				DALLAS				CHICAGO				Tampa Bay				L.A. RAMS				Minnesota			
	Att.	/ Cmp.	/ Yds.	TD	Att.	/ Cmp.	/ Yds.	TD	Att.	/ Cmp.	/ Yds.	TD	Att.	/ Cmp.	/ Yds.	TD	Att.	/ Cmp.	/ Yds.	TD	LG			
Peele	24/14		183	1	3/3		30		40/19		218	1	2											
Kramer					16/9		108	2																

1991 Detroit Lions

Regular Season Superlatives

RUSHING

Attempts	32, Barry Sanders vs. Miami, 9-15
Yards	220, Barry Sanders vs. Minnesota, 11-24
Average — Per Carry	21, J. Arnold twice, vs. Miami, 9-15, Chi 11-28
Longest Run from Scrimmage	69, Barry Sanders vs. Tampa Bay, 9-29
TD Run from Scrimmage	69, Barry Sanders vs. Tampa Bay, 9-29
Most Touchdowns	4, Barry Sanders vs. Minnesota, 11-24

RECEIVING

Receptions	10, Robert Clark vs. Green Bay, 9-8
Yards	143, Robert Clark vs. Green Bay, 9-8
Average — Per Catch	41.5, Robert Clark vs. Minnesota, 10-6
Longest Reception	73, Willie Green vs. New York Jets, 12-8
Longest Reception for TD	73, Willie Green vs. New York Jets, 12-8
Most Touchdowns	2, R. Clark twice, vs. L.A. Rams, 11-17, G.B. 12-15

PASSING

Attempts	40, Erik Kramer vs. Chicago, 11-3
Completions	25, Rodney Peete vs. Green Bay, 9-8
Completion Percentage	73.9, Rodney Peete vs. Indianapolis, 9-22
Yards	281, Rodney Peete vs. Minnesota, 10-6
Longest Pass	73, Erik Kramer vs. L.A. Rams, 11-17
Longest Pass for TD	73, Erik Kramer vs. L.A. Rams, 11-17
Most Touchdowns	3, Erik Kramer vs. L.A. Rams, 11-17

RETURNS

Punt Return Attempts	4, Mel Gray vs. Miami, 9-15
Punt Return Yards	89, Mel Gray vs. Green Bay, 12-15
Punt Return Average	44.5, Mel Gray vs. Green Bay, 12-15
Longest Punt Return	78, Mel Gray vs. Green Bay, 12-15
Kick Return Attempts	5, Mel Gray vs. San Francisco, 10-20
Kick Return Yards	108, Mel Gray vs. San Francisco, 10-20
Kick Return Average	45.5, Mel Gray vs. Chicago, 11-28
Longest Kick Return	71, Mel Gray vs. Minnesota, 11-24
Interception Returns	2, Terry Taylor vs. Chicago, 11-28
Longest Interception Return	96, Ray Crockett (TD) vs. Dallas, 10-27
Fumble Returns	1, several times last Niko Noga vs. G.B., 12-15
Longest Fumble Return	28, Tracy Hayworth vs. New York Jets, 12-8

KICKING GAME

Most Punts	10, Jim Arnold vs. Green Bay, 12-15
Yards	391, Jim Arnold vs. Green Bay, 12-15
Highest Average	63, Jim Arnold vs. Indianapolis, 9-22
Longest Punt	63, Jim Arnold vs. Indianapolis, 9-22

SCORING

Most Points in a Game	24, Barry Sanders vs. Minnesota, 11-24
Most Field Goals	3, E. Murray twice, vs. G.B., 9-8, Chi., 11-28
Longest Field Goal	50, E. Murray twice, vs. Minn. 11-24, Chi. 11-28

TACKLES

Most Tackles	18, Chris Spielman vs. Buffalo, 12-22
Most Sacks	1.5, Lawrence Pete vs. Minnesota, 11-24
	Dan Owens vs. Buffalo, 12-22
Most Sack Yards for Losses	20.5, Dan Owens vs. Buffalo, 12-22

Opponents 1991

Regular Season Superlatives

RUSHING

Attempts	25, Reggie Cobb (at Tampa Bay), 11-10
Yards	139, Reggie Cobb (at Tampa Bay), 11-10
Average — Per Carry	29, Darrin Nelson (at Minnesota), 11-24
Longest Run from Scrimmage	59, Reggie Cobb (at Tampa Bay), 11-10
TD Run from Scrimmage	59, Reggie Cobb (at Tampa Bay), 11-10
Most Touchdowns	3, Reggie Cobb (at Tampa Bay), 11-10

RECEIVING

Receptions	10, Jay Novacek (Dallas), 10-27
Yards	143, Michael Irvin (Dallas), 10-27
Average — Per Catch	38, Reggie Thorton (at Indianapolis), 9-22
Longest Reception	51, John Taylor (at San Francisco), 10-20
Longest Reception for TD	38, Gary Clark (at Washington), 9-1
Most Touchdowns	2, Wendell Davis (at Chicago), 10-3

PASSING

Attempts	47, Jim Harbaugh (Chicago), 11-28
Completions	29, Jeff George (at Indianapolis), 9-22
Completion Percentage	90, Steve Young (at San Francisco), 10-20
Yards	348, Jeff George (at Indianapolis), 9-22
Longest Pass	51, Steve Young (at San Francisco), 10-20
Longest Pass for TD	38, Mark Rypien (at Washington), 9-1
Most Touchdowns	2, Mark Rypien (at Washington), 9-1
	Jeff George (at Indianapolis), 9-22
	Steve Young (at San Francisco), 10-20
	Jim Harbaugh (at Chicago), 10-3
	Frank Reich (at Buffalo), 12-22

RETURNS

Punt Return Attempts	5, Johnny Bailey (Chicago), 11-28
Punt Return Yards	81, Brian Mitchell (at Washington), 9-1
Punt Return Average	44, Darrin Lewis (Minnesota), 10-6
Longest Punt Return	69, Brian Mitchell (at Washington), 9-1
Kick Return Attempts	5, Herschel Walker (at Minnesota), 11-24
Return Yards	110, Johnny Hector (New York Jets), 12-8
Kick Return Average	35.5, Willie Drewery (at Tampa Bay), 11-10
Longest Kick Return	53, Johnny Hector (New York Jets), 12-8
Interceptions	2, Darrell Green (at Washington), 9-1
Longest Interception Return	57, (TD) Eric McMillan (New York Jets), 12-8
Fumble Returns	1, several times: last, Darryl Talley (Buffalo), 12-22
Longest Fumble Return	12, Broderick Thomas (Tampa Bay), 9-22

KICKING GAME

Most Punts	9, Paul McJulien (at Green Bay), 12-15
Yards	290, Paul McJulien (at Green Bay), 12-15
Highest Average	45.7, Rohn Stark (at Indianapolis), 9-22
Longest Punt	56, Reggie Roby (Miami), 9-15

SCORING

Most Points in a Game	18, Reggie Cobb (at Tampa Bay), 11-10
Most Field Goals	3, Steve Christie (at Tampa Bay), 11-10
Longest Field Goal	47, Pete Stoyanovich (Miami), 9-15

TACKLES

Most Tackles	13, Jeff Herrod (at Indianapolis), 9-22
Most Sacks	2, Broderick Thomas twice, (Tampa Bay), 9-29 and (at Tampa Bay), 11-10
Most Sack Yards for Losses	12, Broderick Thomas (Tampa Bay), 9-29



Wayne Fontes accepts the Professional Football Writers Association's NFL Coach of the Year Award from (left to right) Rickey Hampton of the Booth News Service, Bob Klosterman of NTN Communications, Curt Sylvester of the Detroit Free Press, Tom Kowalski of the Oakland Press, and Mike O'Hara of the Detroit News.

1991 Lions' Statistical Best and Worst Performances

OFFENSE

	BEST	WORST
First Downs	25, Twice	9, Washington (9/01/91)
Net Rushing Yards	267, Minnesota (11/24/91)	24, San Francisco (10/20/91)
Net Passing Yards	276, MINNESOTA (10/06/91)	61, Washington (9/01/91)
Total Net Yards	402, Indianapolis (9/22/91)	152, Washington (9/01/91)
Total Plays	68, Twice	35, San Francisco (10/20/91)
Rush Attempts	40, Twice	8, San Francisco (10/20/91)
Pass Attempts	40, Chicago (11/03/91)	19, DALLAS (10/27/91)
Passes Completed	25, GREEN BAY (9/08/91)	8, Washington (9/01/91)
Fumbles Lost	0, 7 Times	3, TAMPA BAY (9/29/91)
Yards Penalized	10, Twice	83, GREEN BAY (9/08/91)
Time of Possession	35:13, TAMPA BAY (9/29/91)	14:56, San Francisco (10/20/91)
Points Scored	34, 3 Times	0, Washington (9/01/91)

DEFENSE

	BEST	WORST
First Downs	14, Buffalo (12/22/91)	29, San Francisco (10/20/91)
Net Rushing Yards	4, Indianapolis (9/22/91)	233, San Francisco (10/20/91)
Net Passing Yards	105, MINNESOTA (10/06/91)	341, DALLAS (10/27/91)
Total Net Yards	187, TAMPA BAY (9/29/91)	505, San Francisco (10/20/91)
Total Plays	52, Twice	77, San Francisco (10/20/91)
Rush Attempts	14, Indianapolis (9/22/91)	54, San Francisco (10/20/91)
Pass Attempts	21, Washington (9/01/91)	48, CHICAGO (11/28/91)
Passes Completed	10, MINNESOTA (10/06/91)	31, DALLAS (10/27/91)
Fumbles Recovered	3, Twice	0, 6 Times
Interceptions	4, CHICAGO (11/28/91)	0, 5 Times
Time of Possession	24:47, TAMPA BAY (9/29/91)	45:04, San Francisco (10/20/91)
Points Allowed	3, TAMPA BAY (9/29/91)	45, Washington (9/01/91)



Statistically Speaking

TURNOVERS

	LIONS' Turnovers	# Led T/O Pts	Opp's Pts Off T/O's	Game Result	Opp T/O	# Led T/O Pts	LIONS' Pts Off T/O's
@ Washington	4	3	21	L (0-45)	1	0	0
Green Bay	0	0	0	W (23-14)	1	0	0
Miami	1	0	0	W (17-13)	0	0	0
@ Indianapolis	3	1	3	W (33-24)	1	1	3
Tampa Bay	4	0	0	W (31-3)	4	1	7
Minnesota	1	1	7	W (24-20)	1	1	7
Bye							
@ San Francisco	2	2	14	L (3-35)	1	0	0
Dallas	0	0	0	W (34-10)	4	3	17
@ Chicago	2	1	3	L (10-20)	1	0	0
@ Tampa Bay	4	2	10	L (21-30)	1	1	7
L.A. Rams	0	0	0	W (21-10)	2	2	14
@ Minnesota	0	0	0	W (34-14)	6	3	17
Chicago	2	1	3	W (16-6)	6	3	13
New York Jets	1	1	7	W (34-20)	5	3	17
@ Green Bay	2	1	7	W (21-17)	2	0	0
@ Buffalo	3	1	7	W (17-14)	1	1	7
TOTALS	29	14	82		37	19	109

INSIDE THE 20

	By LIONS	Times Scored	LIONS' Pts	By Opp	Times Scored	Opp's Pts
@ Washington	1	0	0	6	5	35 (5 TDs)
Green Bay	4	4	20 (2 TDs, 2 FGs)	3	2	14 (2 TDs)
Miami	1	1	7 (1 TD)	3	2	10 (1 TD, 1 FG)
@ Indianapolis	4	4	24 (3 TDs, 1 FG)	4	4	24 (3 TDs, 1 FG)
Tampa Bay	3	2	14 (2 TDs)	1	1	3 (1 FG)
Minnesota	2	2	14 (2 TDs)	3	3	17 (2 TDs, 1 FG)
Bye						
@ San Francisco	1	1	3 (1 FG)	4	4	28 (4 TDs)
Dallas	3	3	13 (1 TD, 2 FGs)	3	2	10 (1 TD, 1 FG)
@ Chicago	2	2	10 (1 TD, 1 FG)	3	3	13 (1 TD, 2 FGs)
@ Tampa Bay	3	3	21 (3 TDs)	6	5	23 (2 TDs, 3 FGs)
L.A. Rams	2	2	14 (2 TDs)	3	2	10 (1 TD, 1 FG)
@ Minnesota	6	4	24 (3 TDs, 1 FG)	1	1	7 (1 TD)
Chicago	3	3	13 (1 TD, 2 FGs)	5	2	6 (2 FGs)
New York Jets	3	2	10 (1 TD, 1 FG)	4	3	13 (1 TD, 2 FGs)
@ Green Bay	2	2	14 (2 TDs)	2	2	10 (1 TD, 1 FG)
@ Buffalo	4	2	10 (1 TD, 1 FG)	3	2	14 (2 TDs)
TOTALS	44	37	201 (26 TDs, 11 FGs)	54	43	237 (28 TDs, 18 FGs)

Game by Game Statistics—Detroit Offense

DATE	OPPONENT	FIRST DOWNS			NET OFF.		RUSHING			PASSING			PENALTY No. / Yds.	FUMB. No. / Ls.	PUNTS No. / Avg.	
		Total	R	P	Yds. / Play	Yds. / Att.	Net	Sacks	Yds.	Att.	Cmp.	I				
9/01	Washington	9	6	3	0	152/45	91/20	61	3/14	75	22	8	3	7/68	1/1	5/37.6
9/08	GREEN BAY	21	7	14	0	347/64	76/26	271	0/0	271	38	25	0	9/83	0/0	2/30.0
9/15	MIAMI	24	13	9	2	353/66	189/40	164	2/9	173	24	13	1	8/80	0/0	3/41.3
9/22	Indianapolis	25	13	12	0	402/64	208/39	194	0/0	194	25	19	2	5/25	3/1	1/63.0
9/29	TAMPA BAY	21	9	7	5	359/64	212/40	147	2/12	159	22	12	1	8/64	4/3	2/44.0
10/06	MINNESOTA	25	11	12	2	400/68	124/27	276	3/5	281	38	24	1	9/75	0/0	5/38.2
10/20	San Francisco	10	1	8	1	207/35	24/8	183	0/0	183	27	14	1	7/65	1/1	5/44.2
10/27	DALLAS	13	4	9	0	203/47	67/27	136	1/2	138	19	12	0	6/44	2/0	4/48.8
11/03	Chicago	16	3	13	0	275/62	72/19	203	3/15	218	40	19	2	2/31	2/1	7/33.0
11/10	Tampa Bay	18	7	11	0	345/58	119/24	226	4/22	248	30	20	2	12/82	2/2	4/46.0
11/17	L.A. RAMS	16	6	9	1	249/58	68/32	181	1/4	185	25	15	0	1/10	0/0	7/44.4
11/24	Minnesota	20	12	7	1	383/65	267/38	116	1/8	124	26	13	0	2/10	1/0	4/45.3
11/28	CHICAGO	11	5	6	0	208/53	100/26	108	0/0	108	27	9	1	5/39	4/1	6/46.3
12/08	N.Y. JETS	15	7	7	1	336/59	101/28	235	0/0	235	31	18	1	3/53	1/0	4/45.3
12/15	Green Bay	14	6	8	0	206/61	94/28	112	4/19	131	29	14	0	4/20	2/2	10/39.1
12/22	Buffalo	22	8	11	3	356/68	111/31	245	1/6	251	36	17	2	6/50	2/1	6/34.2
TOTALS		280	118	146	16	4781/937	1923/453	2858	25/116	2974	459	252	17	94/799	25/13	75/41.2

Game by Game Statistics—Detroit Defense

DATE	OPPONENT	FIRST DOWNS			NET OFF. Yds. / Play	RUSHING		PASSING		PENALTY No. / Yds.	FUMB. No. / Ls.	PUNTS No. / Avg.				
		Total	R	P		Yds. / Att.	Net	Sacks	Yds.				Att.	Cmp.	I	
9/01	Washington	23	8	13	2	392 / 63	191 / 42	201	0 / 0	201	21	16	1	7 / 50	0 / 0	1 / 35.0
9/08	GREEN BAY	21	8	8	5	253 / 52	76 / 22	177	2 / 8	185	28	20	1	5 / 45	0 / 0	4 / 42.5
9/15	MIAMI	17	4	11	2	226 / 56	72 / 20	154	2 / 20	174	34	16	0	3 / 30	0 / 0	4 / 52.3
9/22	Indianapolis	20	3	17	0	328 / 58	4 / 14	324	4 / 24	348	40	29	1	7 / 70	2 / 0	3 / 45.7
9/29	TAMPA BAY	16	8	5	3	187 / 60	81 / 20	106	1 / 12	118	39	17	2	9 / 71	3 / 2	7 / 38.4
10/06	MINNESOTA	15	5	7	3	202 / 52	97 / 29	105	0 / 0	105	23	10	0	9 / 65	1 / 0	5 / 46.8
10/10	San Francisco	29	12	15	2	505 / 77	233 / 54	272	0 / 0	272	23	21	0	10 / 82	1 / 1	0 / 0.0
10/27	DALLAS	22	3	19	0	415 / 69	74 / 20	341	2 / 16	357	47	31	2	5 / 36	4 / 2	3 / 37.3
11/03	Chicago	16	3	12	1	291 / 67	104 / 33	187	3 / 18	205	31	17	0	2 / 15	2 / 1	6 / 38.3
11/10	Tampa Bay	19	10	8	1	346 / 56	181 / 34	165	0 / 0	165	22	12	0	6 / 39	1 / 1	4 / 30.8
11/17	L.A. RAMS	18	0	18	0	334 / 64	26 / 19	308	0 / 0	308	45	26	1	8 / 51	2 / 1	5 / 41.0
11/24	Minnesota	20	5	14	1	320 / 58	90 / 21	230	6 / 38	268	31	20	3	2 / 10	4 / 3	4 / 38.8
11/28	CHICAGO	18	2	15	1	319 / 70	88 / 21	231	1 / 13	244	48	27	4	0 / 0	4 / 2	3 / 45.0
12/08	N.Y. JETS	19	7	10	2	283 / 70	129 / 28	154	5 / 46	200	37	20	2	6 / 45	4 / 3	3 / 43.7
12/15	Green Bay	19	9	9	1	357 / 74	150 / 34	207	0 / 0	207	40	18	1	4 / 25	4 / 1	9 / 32.2
12/22	Buffalo	14	6	8	0	275 / 62	151 / 33	124	4 / 42	166	25	15	1	11 / 70	0 / 0	6 / 32.3
TOTALS		306	93	189	24	5033 / 1008	1747 / 444	3286	30 / 237	3523	534	315	19	94 / 704	32 / 17	67 / 39.2

1991 Game Recaps

REDSKINS 45, LIONS 0

AT WASHINGTON, SEP. 1, 1991

ATTENDANCE: 52,958

LIONS	0	0	0	0-0
REDSKINS	21	14	7	3-45

Redskins	...	Riggs 1 run (Lohmiller kick)
Redskins	...	Jim Johnson 4 pass from Rypien (Lohmiller kick)
Redskins	...	Mitchell 69 punt return (Lohmiller kick)
Redskins	...	Sanders 18 pass from Byner (Lohmiller kick)
Redskins	...	Byner 6 run (Lohmiller kick)
Redskins	...	Clark 38 pass from Rypien (Lohmiller kick)
Redskins	...	Lohmiller FG 26

	Lions	Redskins
First Downs	9	23
Total Net Yards	154	392
Net Yards Rushing	93	191
Net Yards Passing	61	201
(Att/Comp/Int)	21-8-3	21-16-1
Punts-Average	5-37.6	1-35.0
Fumbles-Lost	1-1	0-0
Sacks-Yards	0-0	3-14
Penalties-Yards	7-68	7-50
Time of Possession	23:32	36:28

Rushing

LIONS—Overton 8 for 32, Jackson 10 for 39, Peete 1 for 16, Gray 1 for 6

REDSKINS—Byner 16 for 83, Riggs 11 for 26, Ervins 6 for 54, Rypien 1 for 11, Rutledge 4 for 8, Monk 2 for 14, Mitchell 2 for 11

Passing

LIONS—Peete 8 of 21, 61 yards, 3 int.
REDSKINS—Rypien 15 of 19, 183 yards, 2 TD, 1 int., Byner 1 of 2, 18 yards, 1 TD

Receiving

LIONS—Matthews 3 for 21, Green 1 for 16, Overton 4 for 38
REDSKINS—Monk 2 for 12, Sanders 3 for 38, Clark 6 for 107, J. Johnson 1 for 4, Middleton 1 for 10, Byner 2 for 25, Riggs 1 for 6

LIONS 23, PACKERS 14

AT PONTIAC, SEP. 8, 1991

ATTENDANCE: 43,132

PACKERS	0	7	7	0-14
LIONS	7	3	10	3-23

Lions	...	B. Sanders 4 run (Murray kick)
Packers	...	Workman 1 run (Jacke kick)
Lions	...	Murray FG 41
Lions	...	Green 12 pass from Peete (Murray kick)
Lions	...	Murray FG 27
Packers	...	Majkowski 2 run (Jacke kick)
Lions	...	Murray FG 36

	Packers	Lions
First Downs	21	21
Total Net Yards	253	347
Net Yards Rushing	76	76
Net Yards Passing	177	271
(Att/Comp/Int)	28-20-1	38-25-0
Punts-Average	4-42.5	2-30
Fumbles-Lost	0-0	0-0
Sacks-Yards	0-0	2-8
Penalties-Yards	5-45	9-83
Time of Possession	26:23	33:37

Rushing

PACKERS—Thompson 14 for 45, Sharpe 1 for 12, Workman 4 for 9, Majkowski 2 for 6, Woodside 1 for 4

LIONS—Sanders 18 for 42, Peete 4 for 25, Jackson 2 for 4, Overton 1 for 3, Perriman 1 for 2

Passing

PACKERS—Majkowski 20 of 28, 185 yards, 1 int.

LIONS—Peete 25 of 38, 271 yards, 1 TD

Receiving

PACKERS—Kemp 8 for 66, Weathers 3 for 22, Woodside 3 for 28, Workman 3 for 18, Sharpe 1 for 20, Query 1 for 12, Thompson 1 for 9
LIONS—Clark 10 for 143, Farr 5 for 39, Green 3 for 39, Gray 2 for 36, Perriman 2 for 16, Sanders 2 for 0, Jackson 1 for -2

LIONS 17, DOLPHINS 13**AT PONTIAC, SEP. 15, 1991****ATTENDANCE: 56,896**

DOLPHINS	3	7	0	3-13
LIONS	3	7	7	0-17

Lions	Murray FG 46
Dolphins	Stoyanovich FG 18
Dolphins	Higgs 4 run (Stoyanovich kick)
Lions	Green 26 pass from Peete (Murray kick)
Lions	Peete 6 run (Murray kick)
Dolphins	Stoyanovich FG 47

	Dolphins	Lions
First Downs	17	24
Total Net Yards	226	353
Net Yards Rushing	72	189
Net Yards Passing	154	164
(Att/Comp/Int)	34-16-0	24-13-1
Punts-Average	4-52.2	3-41.2
Fumbles-Lost	0-0	0-0
Sacks-Yards	2-9	2-20
Penalties-Yards	3-30	8-80
Time of Possession	27:55	32:05

Rushing

DOLPHINS—Higgs 19 for 71, Paige 1 for 1
LIONS—Sanders 32 for 143, Arnold 1 for 21, Peete 5 for 16, Jackson 2 for 9

Passing

DOLPHINS—Marino 16 of 34, 174 yards
LIONS—Peete 13 of 24, 173 yards, 1 TD, 1 int.

Receiving

DOLPHINS—Clayton 4 for 56, Duper 3 for 36, Paige 3 for 27, Edmunds 2 for 12, Banks 1 for 13, Miller 1 for 12, Jensen 1 for 11, Martin 1 for 7
LIONS—Clark 5 for 57, Perriman 2 for 38, Green 2 for 29, Farr 1 for 15, Sanders 1 for 14, Moore 1 for 14, Gray 1 for 6

LIONS 33, COLTS 24**AT INDIANAPOLIS, SEP. 22, 1991****ATTENDANCE: 53,396**

LIONS	0	7	16	10-33
COLTS	10	0	0	14-24

Colts	Dickerson 2 run (Biasucci kick)
Colts	Biasucci FG 20
Lions	Peete 7 run (Murray kick)
Lions	B. Sanders 2 run (Murray kick)
Lions	Safety, J. Ball tackles Dickerson
Lions	Green 11 pass from Kramer (Murray kick)
Lions	Murray FG 19
Colts	Dickerson 1 pass from George (Biasucci kick)
Lions	B. Sanders 23 run (Murray kick)
Colts	Hester 12 pass from George (Biasucci kick)

	Lions	Colts
First Downs	25	20
Total Net Yards	402	328
Net Yards Rushing	208	4
Net Yards Passing	194	324
(Att/Comp/Int)	25-19-2	40-29-1
Punts-Average	1-63	3-45.7
Fumbles-Lost	3-1	2-0
Sacks-Yards	4-24	0-0
Penalties-Yards	5-25	7-70
Time of Possession	31:35	28:25

Rushing

LIONS—B. Sanders 30 for 179, Peete 8 for 26, Overton 1 for 3
COLTS—Dickerson 13 for 17, Stark 1 for -13

Passing

LIONS—Peete 17 of 23, 167 yards, 2 int., Kramer 2 of 2, 27 yards, 1 TD
COLTS—George 29 of 40, 348 yards, 2 TD, 1 int.

Receiving

LIONS—Perriman 6 for 63, Farr 5 for 41, Tennell 1 for 18, B. Sanders 3 for 10, Clark 3 for 51, Green 1 for 11
COLTS—Johnson 9 for 105, Brooks 4 for 66, Dickerson 6 for 34, Verdin 5 for 50, Hester 3 for 37, Cash 1 for 18, Thornton 1 for 38

LIONS 31, BUCCANEERS 3

AT PONTIAC, SEP. 29, 1991

ATTENDANCE: 44,479

BUCCANEERS	0	3	0	0-3
LIONS	14	7	0	10-31

Lions	B. Sanders 7 run (Murray kick)
Lions	Green 26 pass from Peete (Murray kick)
Lions	B. Sanders 1 run (Murray kick)
Buccaneers	Christie FG 32
Lions	Murray FG 38
Lions	B. Sanders 69 run (Murray kick)

	Buccaneers	Lions
First Downs	16	21
Total Net Yards	187	359
Net Yards Rushing	81	212
Net Yards Passing	106	147
(Att/Comp/Int)	39-17-2	22-12-1
Punts-Average	7-38.4	2-44
Fumbles-Lost	3-2	4-3
Sacks-Yards	2-12	1-12
Penalties-Yards	9-71	8-64
Time of Possession	24:47	35:13

Rushing

BUCCANEERS—Chandler 6 for 56, Cobb 4 for 12, Wilson 4 for 11, Anderson 6 for 2

LIONS—Sanders 27 for 160, Peete 3 for 34, Overton 3 for 12, Gray 1 for 5, Jackson 3 for 3

Passing

BUCCANEERS—Chandler 10 of 26, 64 yards, 1 int., Testaverde 7 of 13, 54 yards, 1 int.

LIONS—Peete 12 of 22, 159 yards, 1 TD, 1 int.

Receiving

BUCCANEERS—Hall 8 for 37, Wilson 3 for 33, Carrier 3 for 21, Drewrey 1 for 12, Hill 1 for 9, Dawsey 1 for 6

LIONS—Green 3 for 66, Perriman 3 for 53, Clark 3 for 25, B. Sanders 2 for 2, Tennell 1 for 13

LIONS 24, VIKINGS 20

AT PONTIAC, OCT. 6, 1991

ATTENDANCE: 63,423

VIKINGS	7	7	3	3-20
LIONS	0	3	0	21-24

Vikings	Nelson 11 run (Revez kick)
Vikings	Jordan 2 pass from Gannon (Revez kick)
Lions	Murray FG 47
Vikings	Revez FG 42
Vikings	Revez FG 25
Lions	Clark 68 pass from Peete (Murray kick)
Lions	Green 16 pass from Peete (Murray kick)
Lions	Sanders 15 run (Murray kick)

	Vikings	Lions
First Downs	15	25
Total Net Yards	202	400
Net Yards Rushing	97	124
Net Yards Passing	105	276
(Att/Comp/Int)	23-10-0	38-24-1
Punts-Average	5-46.8	5-38.2
Fumbles-Lost	2-1	0-0
Sacks-Yards	3-5	0-0
Penalties-Yards	9-65	9-75
Time of Possession	28:23	31:37

Rushing

VIKINGS—Allen 15 for 41, Nelson 7 for 30, Fenney 5 for 16, Anderson 1 for 6, A. Carter 1 for 4

LIONS—B. Sanders 25 for 116, Peete 2 for 8

Passing

VIKINGS—Gannon 10 of 23, 105 yards, 1 TD

LIONS—Peete 24 of 38, 281 yards, 1 TD, 1 int.

Receiving

VIKINGS—Jordan 4 for 44, H. Jones 2 for 24, C. Carter 2 for 19, Nelson 1 for 13, A. Carter 1 for 5

LIONS—B. Sanders 9 for 76, Green 7 for 73, Perriman 3 for 21, Clark 2 for 83, Farr 2 for 24, Fortin 1 for 4

49ERS 35, LIONS 3

AT SAN FRANCISCO, OCT. 20, 1991

ATTENDANCE: 61,240

LIONS	0	3	0	0-3
49ERS	0	21	14	0-35

49ers	Rathman 1 run (Cofer kick)
Lions	Murray FG 37
49ers	Sydney 11 run (Cofer kick)
49ers	Rice 2 pass from Young (Cofer kick)
49ers	Rathman 2 run (Cofer kick)
49ers	Sherrard 22 pass from Young (Cofer kick)

	Lions	49ers
First Downs	10	29
Total Net Yards	207	505
Net Yards Rushing	24	233
Net Yards Passing	183	272
(Att/Comp/Int)	27-14-1	23-21-0
Punts-Average	5-44.2	0-0
Fumbles-Lost	1-1	1-1
Sacks-Yards	0-0	0-0
Penalties-Yards	7-65	10-82
Time of Possession	14:56	45:04

Rushing

LIONS—B. Sanders 7 for 26, Peete 1 for —2
 49ERS—Henderson 20 for 104, Young 7 for 40, Carter 7 for 40, Sydney 8 for 31, Rathman 6 for 17, Tillman 1 for 8, Bono 2 for —3

Passing

LIONS—Peete 14 of 24, 183 yards, 1 int., Kramer 0 of 3
 49ERS—Young 18 of 20, 237 yards, 2 TD, Bono 3 of 3, 35 yards

Receiving

LIONS—Perriman 6 for 89, Farr 5 for 58, Campbell 1 for 21, Moore 1 for 8, Clark 1 for 7
 49ERS—Williams 5 for 59, Rice 5 for 35, Sherrard 3 for 43, Taylor 2 for 58, Rathman 2 for 21, Carter 1 for 26, Henderson 1 for 19, Beach 1 for 7, Sydney 1 for 4

LIONS 34, COWBOYS 10

AT PONTIAC, OCT. 27, 1991

ATTENDANCE: 74,906

COWBOYS	0	10	0	0-10
LIONS	3	7	10	14-34

Lions	Murray FG 44
Cowboys	Roberts 1 pass from Aikman (Willis kick)
Lions	W. White 55 run back of blocked FG (Murray kick)
Cowboys	Willis FG 35
Lions	Green 26 pass from Kramer (Murray kick)
Lions	Murray FG 32
Lions	B. Sanders 10 pass from Kramer (Murray kick)
Lions	Crockett 96 interception return (Murray kick)

	Cowboys	Lions
First Downs	22	13
Total Net Yards	415	208
Net Yards Rushing	74	72
Net Yards Passing	341	136
(Att/Comp/Int)	47-31-2	19-12-0
Punts-Average	3-37.3	4-48.8
Fumbles-Lost	4-2	2-0
Sacks-Yards	1-2	2-16
Penalties-Yards	5-36	6-44
Time of Possession	30:32	29:28

Rushing

COWBOYS—Smith 16 for 66, Aikman 3 for 5, Wright 1 for 3
 LIONS—B. Sanders 21 for 55, Kramer 6 for 15, Peete 1 for 2

Passing

COWBOYS—Aikman 28 of 42, 331 yards, 1 TD, 2 int., Beuerlein 3 of 5, 26 yards
 LIONS—Peete 3 of 3, 30 yards, Kramer 9 of 16, 108 yards, 2 TD

Receiving

COWBOYS—Novacek 10 for 131, Irvin 8 for 143, Martin 3 for 39, Wright 3 for 18, Smith 3 for 4, Roberts 2 for 7, Harper 1 for 11, Johnston 1 for 4
 LIONS—Green 4 for 57, B. Sanders 2 for 21, Moore 2 for 18, Farr 1 for 24, Perriman 1 for 10, Tennell 1 for 5, Riley 1 for 3

BEARS 20, LIONS 10**AT CHICAGO, NOV. 3, 1991****ATTENDANCE: 57,281**

LIONS	0	10	0	0-10
BEARS	3	0	10	7-20

Bears	Butler FG 21
Lions	Perriman 11 pass from Kramer (Murray kick)
Lions	Murray FG 31
Bears	Butler FG 25
Bears	Davis 22 pass from Harbaugh (Butler kick)
Bears	Davis 8 pass from Harbaugh (Butler kick)

	Lions	Bears
First Downs	16	16
Total Net Yards	275	291
Net Yards Rushing	72	104
Net Yards Passing	203	187
(Att/Comp/Int)	40-19-2	31-17-0
Punts-Average	7-33	6-38.3
Fumbles-Lost	2-1	2-1
Sacks-Yards	3-15	3-18
Penalties-Yards	2-31	2-15
Time of Possession	24:26	35:34

Rushing

LIONS—B. Sanders 18 for 63, Overton 1 for 9
BEARS—Anderson 16 for 68, Muster 10 for 22, Harbaugh 3 for 5, Green 4 for 9

Passing

LIONS—Kramer 19 of 40, 218 yards, 1 TD, 2 int.
BEARS—Harbaugh 17 of 31, 205 yards, 2 TD

Receiving

LIONS—B. Sanders 2 for 14, Moore 5 for 70, Perriman 4 for 33, Farr 5 for 47, Green 3 for 54
BEARS—Anderson 2 for 16, Thornton 1 for 6, Waddle 3 for 35, Davis 6 for 98, Muster 4 for 41, Gentry 1 for 9

BUCCANEERS 30, LIONS 21**AT TAMPA BAY, NOV. 10, 1991****ATTENDANCE: 37,742**

LIONS	7	0	7	7-21
BUCCANEERS	7	16	7	0-30

Buccaneers	Cobb 1 run (Christie kick)
Lions	B. Sanders 1 run (Murray kick)
Buccaneers	Cobb 3 run (Christie kick)
Buccaneers	Christie FG 29
Buccaneers	Christie FG 33
Buccaneers	Christie FG 30
Lions	B. Sanders 5 run (Murray kick)
Buccaneers	Cobb 59 run (Christie kick)
Lions	Kramer 1 run (Murray kick)

	Lions	Buccaneers
First Downs	18	19
Total Net Yards	345	346
Net Yards Rushing	119	181
Net Yards Passing	226	165
(Att/Comp/Int)	30-20-2	22-12-0
Punts-Average	4-46	4-30.8
Fumbles-Lost	2-2	1-1
Sacks-Yards	0-0	4-22
Penalties-Yards	12-82	6-39
Time of Possession	32:27	27:33

Rushing

LIONS—B. Sanders 23 for 118, Kramer 1 for 1
BUCCANEERS—Cobb 21 for 139, Anderson 6 for 35, Testaverde 4 for -3, Wilson 3 for 10

Passing

LIONS—Kramer 20 of 30, 248 yards, 2 int.
BUCCANEERS—Testaverde 12 of 22, 165 yards

Receiving

LIONS—B. Sanders 6 for 36, Perriman 6 for 127, Farr 1 for 9, Green 2 for 15, Clark 4 for 54, Tennell 1 for 7
BUCCANEERS—Dawsey 5 for 61, Cobb 2 for 27, Carrier 2 for 43, Drewrey 2 for 22, Hall 1 for 1

LIONS 21, RAMS 10

AT PONTIAC, NOV. 17, 1991

ATTENDANCE: 60,873

RAMS	3	0	7	0-10
LIONS	0	7	0	14-21

Rams	Zendejas FG 27
Lions	Clark 6 pass from Kramer (Murray kick)
Rams	Ellard 19 pass from Everett (Zendejas kick)
Lions	Clark 11 pass from Kramer (Murray kick)
Lions	Farr 34 pass from Kramer (Murray kick)

	Rams	Lions
First Downs	18	16
Total Net Yards	334	249
Net Yards Rushing	26	68
Net Yards Passing	308	185
(Att/Comp/Int)	45-26-1	25-15-0
Punts-Average	5-41	7-44.4
Fumbles-Lost	2-1	0-0
Sacks-Yards	1-4	0-0
Penalties-Yards	8-51	1-10
Time of Possession	31:33	28:27

Rushing

RAMS—Delpino 14 for 19, Dupree 3 for 7, McGee 1 for 2, Everett 1 for -2

LIONS—B. Sanders 26 for 57, Kramer 5 for 7, Perriman 1 for 4

Passing

RAMS—Everett 26 of 45, 308 yards, 1 int.

LIONS—Kramer 15 of 25, 185 yards, 3 TD

Receiving

RAMS—Delpino 7 for 59, Ellard 5 for 84, Price 5 for 53, Anderson 4 for 71, Johnson 3 for 16, Cox 1 for 17, Turner 1 for 8

LIONS—Farr 4 for 58, Green 4 for 52, Clark 3 for 25, Perriman 2 for 17, Campbell 1 for 28, B. Sanders 1 for 5

LIONS 34, VIKINGS 14

AT MINNEAPOLIS, NOV. 24, 1991

ATTENDANCE: 51,644

LIONS	7	3	14	10-34
VIKINGS	0	7	0	7-14

Lions	B. Sanders 17 run (Murray kick)
Vikings	A. Carter 25 pass from Nelson (Revez kick)
Lions	Murray FG 37
Lions	B. Sanders 45 run (Murray kick)
Lions	B. Sanders 4 run (Murray kick)
Vikings	Walker 1 run (Revez kick)
Lions	B. Sanders 9 run (Murray kick)
Lions	Murray FG 50

	Lions	Vikings
First Downs	20	20
Total Net Yards	383	320
Net Yards Rushing	267	90
Net Yards Passing	116	230
(Att/Comp/Int)	26-13-0	31-20-3
Punts-Average	4-45.3	4-38.8
Fumbles-Lost	1-0	4-3
Sacks-Yards	4-17	1-8
Penalties-Yards	2-10	2-10
Time of Possession	32:29	27:31

Rushing

LIONS—B. Sanders 23 for 220, Kramer 3 for 4, Dozier 8 for 37, Ware 4 for 6

VIKINGS—Allen 7 for 16, Walker 9 for 28, Gannon 2 for 11, Anderson 2 for 6, Nelson 1 for 29

Passing

LIONS—Kramer 13 of 26, 124 yards

VIKINGS—Gannon 19 of 30, 243 yards, 3 int., Nelson 1 of 1, 25 yards, 1 TD

Receiving

LIONS—Dozier 1 for 3, Perriman 5 for 66, Clark 1 for 13, B. Sanders 4 for 31, Green 1 for 9, Farr 1 for 2

VIKINGS—Nelson 4 for 38, Jones 1 for 11, Jordan 3 for 41, Allen 1 for 8, Walker 1 for 13, A. Carter 2 for 35, C. Carter 6 for 116, Lewis 1 for 6

LIONS 16, BEARS 6**AT PONTIAC NOV. 28, 1991****ATTENDANCE: 78,879**

BEARS	0	6	0	0-6
LIONS	10	0	3	3-16

Lions	Murray FG 21
Lions	Clark 9 pass from Kramer (Murray kick)
Bears	Butler FG 27
Bears	Butler FG 22
Lions	Murray FG 50
Lions	Murray FG 37

	Bears	Lions
First Downs	18	11
Total Net Yards	319	208
Net Yards Rushing	88	100
Net Yards Passing	231	108
(Att/Comp/Int)	48-27-4	27-9-1
Punts-Average	3-45	6-46.3
Fumbles-Lost	4-2	4-1
Sacks-Yards	0-0	1-13
Penalties-Yards	0-0	5-39
Time of Possession	33:50	26:10

Rushing

BEARS—Anderson 13 for 45, Harbaugh 6 for 40, Rouse 2 for 3

LIONS—B. Sanders 19 for 62, Arnold 1 for 21, Dozier 1 for 11, Perriman 1 for 6, Kramer 4 for 0

Passing

BEARS—Harbaugh 27 of 47, 244 yards, 4 int., Anderson 0 of 1

LIONS—Kramer 9 of 27, 108 yards, 1 TD, 1 int.

Receiving

BEARS—Waddle 8 for 85, Davis 6 for 81, Anderson 5 for 28, Gentry 4 for 22, Rouse 2 for 16, Jennings 1 for 11, Morgan 1 for 1

LIONS—Clark 3 for 28, Perriman 2 for 33, Green 2 for 33, Farr 2 for 14

LIONS 34, JETS 20**AT PONTIAC, DEC. 8, 1991****ATTENDANCE: 71,664**

JETS	14	0	3	3-20
LIONS	14	10	10	0-34

Lions	B. Sanders 14 run (Murray kick)
Lions	B. Sanders 51 run (Murray kick)
Jets	Thomas 6 run (Leahy kick)
Jets	McMillan 57 interception return (Leahy kick)
Lions	Green 73 pass from Kramer (Murray kick)
Lions	Murray FG 43
Jets	Leahy FG 22
Lions	Murray FG 37
Lions	Hayworth 28 fumble recovery (Murray kick)
Jets	Leahy FG 25

	Jets	Lions
First Downs	19	15
Total Net Yards	283	336
Net Yards Rushing	129	101
Net Yards Passing	154	235
(Att/Comp/Int)	37-20-2	31-18-1
Punts-Average	3-43.6	4-45.2
Fumbles-Lost	4-3	1-2
Sacks-Yards	0-0	10-42
Penalties-Yards	6-45	3-53
Time of Possession	34:05	25:55

Rushing

JETS—Baxter 12 for 63, O'Brien 2 for 22, Thomas 5 for 18, Hector 4 for 13, McNeil 5 for 13

LIONS—B. Sanders 20 for 114, Kramer 7 for —11, Perriman 1 for —2

Passing

JETS—O'Brien 19 of 36, 173 yards, 2 int., Toon 1 of 1, 27 yards

LIONS—Kramer 18 of 31, 235 yards, 1 TD, 1 int.

Receiving

JETS—Toon 6 for 58, Moore 5 for 53, McNeil 3 for 31, Mathis 3 for 24, O'Brien 1 for 27, Dawkins 1 for 6, Boyer 1 for 1

LIONS—Clark 5 for 61, Green 4 for 91, B. Sanders 4 for 32, Perriman 3 for 38, Farr 2 for 13

LIONS 21, PACKERS 17
AT GREEN BAY, DEC. 15, 1991

LIONS	7	0	0	14-21
PACKERS	7	3	0	7-17

Packers	Workman 30 run (Jacke kick)
Lions	Clark 19 pass from Kramer (Murray kick)
Packers	Jacke FG 23
Lions	Clark 3 pass from Kramer (Murray kick)
Lions	Gray 78 punt return (Murray kick)
Packers	Workman 12 pass from Tomczak (Jacke kick)

	Lions	Packers
First Downs	14	19
Total Net Yards	206	367
Net Yards Rushing	94	160
Net Yards Passing	112	207
(Att/Comp/Int)	29-14-0	40-18-1
Punts-Average	10-39.1	9-32.2
Fumbles-Lost	2-2	4-1
Sacks-Yards	0-0	4-19
Penalties-Yards	4-20	4-25
Time of Possession	26:26	33:34

Rushing

LIONS—B. Sanders 27 for 85, Kramer 1 for 9
PACKERS—Thompson 15 for 71, Woodside 7 for 26, Sharpe 1 for 2, Workman 8 for 35, Tomczak 3 for 26

Passing

LIONS—Kramer 14 of 29, 131 yards, 2 TD
PACKERS—Tomczak 18 of 40, 207 yards, 1 TD, 1 int.

Receiving

LIONS—Farr 7 for 59, Perriman 2 for 20, Clark 3 for 39, B. Sanders 2 for 13
PACKERS—Sharpe 6 for 83, West 1 for 19, Harris 2 for 20, Workman 4 for 36, Kemp 3 for 19, Weathers 1 for 22, Affholter 1 for 8

LIONS 17, BILLS 14 (OT)
AT BUFFALO, DEC. 22, 1991

LIONS	0	0	0	14	3-17
BILLS	0	7	0	7	0-14

Bills	Reed 7 pass from Reich (Norwood kick)
Lions	B. Sanders 1 run (Murray kick)
Lions	S. White 18 interception return (Murray kick)
Bills	Tasker 20 pass from Reich (Norwood kick)
Lions	Murray FG 21

	Lions	Bills
First Downs	22	14
Total Net Yards	356	275
Net Yards Rushing	111	151
Net Yards Passing	245	124
(Att/Comp/Int)	36-17-2	25-15-1
Punts-Average	6-34.2	6-32.3
Fumbles-Lost	2-1	0-0
Sacks-Yards	4-42	1-6
Penalties-Yards	6-50	11-70
Time of Possession	32:00	32:23

Rushing

LIONS—B. Sanders 26 for 108, Kramer 5 for 3
BILLS—Gardner 5 for 23, Davis 25 for 118, Reich 3 for 10

Passing

LIONS—Kramer 17 of 36, 251 yards, 2 int.
BILLS—Reich 15 of 25, 166 yards, 2 TD, 1 int.

Receiving

LIONS—Farr 1 for 28, Green 2 for 47, B. Sanders 3 for 53, Moore 2 for 25, Perriman 5 for 44, Clark 4 for 54
BILLS—McKeller 2 for 46, Reed 2 for 31, Davis 5 for 31, Metzelaars 1 for 7, Alexander 1 for 7, Edwards 2 for 19, Rolle 1 for 5, Tasker 1 for 20

Playoffs

LIONS 38, COWBOYS 6

AT PONTIAC, JAN. 5, 1992

ATTENDANCE: 78,290

COWBOYS	3	3	0	0-6
LIONS	7	10	14	7-38

Lions	Green 31 pass from Kramer (Murray kick)
Cowboys	Willis FG 28
Lions	Jenkins 41 interception return (Murray kick)
Cowboys	Willis FG 28
Lions	Murray FG 36
Lions	Green 9 pass from Kramer (Murray kick)
Lions	Moore 7 pass from Kramer (Murray kick)
Lions	B. Sanders 47 run (Murray kick)

	Cowboys	Lions
First Downs	16	23
Total Net Yards	276	421
Net Yards Rushing	97	84
Net Yards Passing	179	337
(Att/Comp/Int)	29-18-2	38-29-0
Punts-Average	5-44.8	5-46.2
Fumbles-Lost	3-2	0-0
Sacks-Yards	1-4	3-17
Penalties-Yards	3-19	4-39
Time of Possession	30:21	29:39

Rushing

COWBOYS—Smith 15 for 80, Agee 3 for 12, Johnston 1 for 3, Beuerlein 1 for 2, Aikman 2 for 0

LIONS—B. Sanders 12 for 69, Overton 3 for 17, Ware 1 for -2

Passing

COWBOYS—Beuerlein 7 of 13, 91 yards, 1 int., Aikman 11 of 16, 114 yards, 1 int.

LIONS—Kramer 29 of 38, 341 yards, 3 TD

Receiving

COWBOYS—Irvin 5 for 84, Harper 4 for 56, Novacek 4 for 55, Wright 1 for 7, Johnston 1 for 3, Awalt 1 for 2, Smith 1 for 2, Agee 1 for -4
LIONS—Green 8 for 115, Moore 6 for 87, Farr 5 for 62, B. Sanders 5 for 30, Perriman 3 for 18, Clark 2 for 29

REDSKINS 41, LIONS 10

AT WASHINGTON D.C., JAN. 12, 1992

ATTENDANCE: 55,585

LIONS	0	10	0	0-10
REDSKINS	10	7	10	14-41

Redskins	Riggs 2 run (Lohmiller kick)
Redskins	Lohmiller 20 FG
Lions	Green 18 pass from Kramer (Murray kick)
Redskins	Riggs 2 run (Lohmiller kick)
Lions	Murray 30 FG
Redskins	Lohmiller 28 FG
Redskins	Clark 45 pass from Rypien (Lohmiller kick)
Redskins	Monk 21 pass from Rypien (Lohmiller kick)
Redskins	Green 32 interception return (Lohmiller kick)

	Lions	Redskins
First Downs	20	17
Total Net Yards	304	345
Net Yards Rushing	72	117
Net Yards Passing	232	228
(Att/Comp/Int)	42-25-2	17-12-0
Punts-Average	3-47	3-35.7
Fumbles-Lost	3-1	0-0
Sacks-Yards	0-0	5-32
Penalties-Yards	7-46	4-46
Time of Possession	31:24	28:36

Rushing

LIONS—B. Sanders 11 for 44, Ware 2 for 25, Kramer 4 for 4, Long 1 for -1

REDSKINS—Byner 17 for 62, Ervins 13 for 53, Riggs 2 for 5, Rypien 3 for -3

Passing

LIONS—Kramer 21 of 33, 249 yards, 1 TD, 1 int., Ware 4 of 9, 15 yards, 1 int.

REDSKINS—Rypien 12 of 17, 228 yards, 2 TD

Receiving

LIONS—Farr 6 for 73, Perriman 5 for 43, Moore 4 for 69, Green 4 for 54, 1 TD, B. Sanders 4 for 15, Overton 2 for 10,

REDSKINS—Monk 5 for 94, 1 TD, Clark 4 for 77, 1 TD, Sanders 2 for 12, Orr 1 for 45

1991 Lions Starters

OFFENSE

	@WASH	GBAY	MIAMI	@IND	TBAY	MINN	@SF	DAL	@CHI	@TBAY	RAMS	@MINN	CHI	JETS	@GBAY	@BUF	DALLAS	PLAYOFFS
	9/1	9/8	9/15	9/22	9/29	10/6	10/20	10/27	11/3	11/10	11/17	11/24	11/28	12/8	12/15	12/22	1/6	1/13
WR	Green	Green	Green	Green	Green	Fortin (TE)	Green	Green	Green	Green	Green	Green	Green	Green	Green	Green	Green	Green
WR	Campbell	Perriman	Perriman	Perriman	Perriman	Perriman	Perriman	Riley (TE)	Perriman	Perriman	Perriman	Perriman	Perriman	Perriman	Perriman	Perriman	Matthews	Perriman
LT	Brown	Brown	Brown	Brown	Brown	Brown	Brown	Brown	Brown	Brown	ESanders	Brown	Brown	Brown	Brown	Brown	Brown	Brown
LG	Andolsek	Andolsek	Andolsek	Andolsek	Andolsek	Andolsek	Andolsek	Andolsek	Andolsek	Andolsek	Andolsek	Andolsek	Andolsek	Andolsek	Andolsek	Andolsek	Andolsek	Andolsek
C	Glover	Glover	Glover	Glover	Glover	Glover	Glover	Glover	Glover	Glover	Glover	Glover	Glover	Glover	Glover	Glover	Glover	Glover
RG	Utley	Utley	Utley	Utley	Utley	Utley	Utley	Utley	Utley	Utley	Utley	Dallafior	Dallafior	Dallafior	Dallafior	Dallafior	Dallafior	Dallafior
RT	ESanders	ESanders	ESanders	ESanders	ESanders	ESanders	ESanders	ESanders	ESanders	ESanders	Conover	ESanders	ESanders	ESanders	Conover	Conover	Conover	Conover
YR	Matthews	Farr	Farr	Farr	Farr	Tennell (TE)	Farr	Fortin (TE)	Farr	Farr	Farr	Farr	Farr	Farr	Farr	Farr	Farr	Farr
ZR	Clark	Clark	Clark	Clark	Clark	Clark	Clark	Tennell (TE)	Moore	Clark	Clark	Clark	Clark	Clark	Clark	Clark	Clark	Clark
QB	Peele	Peele	Peele	Peele	Peele	Peele	Peele	Peele	Kramer	Kramer	Kramer	Kramer	Kramer	Kramer	Kramer	Kramer	Kramer	Kramer
SB	Claackson	BSanders	BSanders	BSanders	BSanders	BSanders	BSanders	BSanders	BSanders	BSanders	BSanders	BSanders	BSanders	BSanders	BSanders	BSanders	BSanders	BSanders

DEFENSE

	@WASH	GBAY	MIAMI	@IND	TBAY	MINN	@SF	DAL	@CHI	@TBAY	RAMS	@MINN	CHI	JETS	@GBAY	@BUF	DALLAS	PLAYOFFS
	9/1	9/8	9/15	9/22	9/29	10/6	10/20	10/27	11/3	11/10	11/17	11/24	11/28	12/8	12/15	12/22	1/6	1/13
LE	Spindler	Spindler	Spindler	Spindler	Spindler	Spindler	Spindler	Spindler	Spindler	Spindler	Spindler	Spindler	Spindler	Spindler	Spindler	Spindler	Spindler	Spindler
NT	Ball	Ball	Pete	Ball	Ball	Ball	Ball	Ball	Ball	Ball	Ball	Ball	Ball	Ball	Pete	Pete	Pete	Pete
RE	Owens	Owens	Owens	Owens	Owens	Owens	Owens	Owens	Owens	Owens	Owens	Owens	Owens	Owens	Owens	Owens	Owens	Owens
LB	Jamison	Jamison	Jamison	Jamison	Jamison	Jamison	Jamison	Jamison	Jamison	Jamison	Jamison	Jamison	Jamison	Jamison	Jamison	Jamison	Jamison	Jamison
LB	Speelman	Speelman	Speelman	Speelman	Speelman	Speelman	Speelman	Speelman	Speelman	Speelman	Speelman	Speelman	Speelman	Speelman	Speelman	Speelman	Speelman	Speelman
LB	Gibson	Gibson	Gibson	Gibson	Gibson	Gibson	Gibson	Gibson	Gibson	Gibson	Gibson	Gibson	Gibson	Gibson	Gibson	Gibson	Gibson	Gibson
LB	Coler	Hayworth	Coler	Hayworth	Hayworth	Hayworth	Hayworth	Hayworth	Hayworth	Hayworth	Hayworth	Hayworth	Hayworth	Hayworth	Hayworth	Hayworth	Hayworth	Hayworth
CB	Crockett	Crockett	Crockett	Crockett	Crockett	Crockett	Crockett	Crockett	Crockett	Crockett	Crockett	Crockett	Crockett	Crockett	Crockett	Crockett	Crockett	Crockett
CB	Jenkins	Jenkins	Jenkins	Jenkins	Jenkins	Jenkins	Jenkins	Jenkins	Jenkins	Jenkins	Jenkins	Jenkins	Jenkins	Jenkins	Jenkins	Jenkins	Jenkins	Jenkins
SS	White	White	White	White	White	White	White	White	White	White	White	White	White	White	White	White	White	White
FS	Blades	Blades	Blades	Blades	Blades	Blades	Blades	Blades	Blades	Blades	Blades	Blades	Blades	Blades	Blades	Blades	Blades	Blades

1991 Lions Participation Chart

	@ Wash 9/1	GBAY 9/8	MIAMI 9/15	@ Indi 9/22	TBAY 9/29	MINN 10/6	@SF 10/20	DAL. 10/27
Alexander	P	P	P	P	IR	IR	IR	IR
Andolsek	S	S	S	S	S	S	S	S
Arnold	P	P	P	P	P	P	P	P
Ball	S	S	DNP	S	S	S	S	S
Barrett	I	P	DNP	P	I	IR	IR	IR
Bell	N	N	N	N	DNP	P	P	P
Blades	S	S	S	S	S	S	S	S
Bouwens	P	P	P	P	P	P	P	P
L.Brown	S	S	S	S	S	S	S	S
M.Brown	P	DNP	DNP	DNP	DNP	DNP	N	N
Campbell	S	DNP	DNP	P	P	P	P	P
Caston	P	P	P	P	P	P	P	P
Clark	S	S	S	S	S	S	S	I
Cofer	S	I	S	I	IR	IR	IR	IR
Conover	P	P	P	P	P	P	P	P
Crockett	S	S	S	S	S	S	S	S
Dallafor	IR	IR	IR	IR	IR	IR	IR	IR
Dozier	N	N	N	N	N	N	N	N
Farr	P	S	S	S	S	P	S	P
Fortin	P	P	P	P	P	S	P	S
Gibson	S	S	S	S	S	S	S	S
Glover	S	S	S	S	S	S	S	S
Gray	P	P	P	P	P	P	P	P
Green	S	S	S	S	S	P	S	S
Hayworth	P	S	P	S	S	S	S	S
Hunter	P	P	P	P	P	P	P	P
Jackson	S	P	P	P	P	P	I	P
Jamison	S	S	S	S	S	S	S	S
Jenkins	S	S	S	S	S	S	S	S
Jones	IR	IR	IR	IR	IR	IR	P	P
Long	N	N	N	N	N	N	N	N
Kramer	P	DNP	DNP	P	P	DNP	P	P
Little	N	N	N	N	N	N	N	N
Matthews	S	IR	IR	IR	IR	IR	IR	IR
Milburn	DS	DS	DS	DS	DS	DS	DS	DS
Moore	P	P	P	P	P	P	P	P
Murray	P	P	P	P	P	P	P	P
Noga	P	P	P	P	P	P	P	P
Overton	P	P	P	P	P	I	P	P
Owens	S	S	S	S	S	S	S	S
Paris	N	N	N	N	N	N	N	N
Peete	S	S	S	S	S	S	S	S

@Chi. 11/3	@TBay 11/10	RAMS 11/17	@Minn 11/24	CHI. 11/28	JETS 12/8	@GBay 12/15	@Buf. 12/22	Games Played	Games Started
IR	IR	IR	P	P	P	P	P	9	0
S	S	S	S	S	S	S	S	16	16
P	P	P	P	P	P	P	P	16	0
S	S	S	S	S	S	IR	IR	13	13
IR	IR	IR	IR	IR	IR	IR	IR	2	0
P	P	P	P	P	P	P	P	11	0
S	S	S	S	S	S	S	S	16	16
P	P	P	P	P	P	P	P	16	0
S	S	I	S	S	S	S	S	15	15
N	N	N	N	N	N	N	N	1	0
P	P	P	P	P	P	P	P	14	1
P	P	P	P	P	P	P	P	16	0
I	S	S	S	S	S	S	S	14	14
IR	IR	IR	IR	IR	IR	IR	IR	2	2
P	P	S	P	P	P	S	S	16	3
S	S	S	S	S	S	S	S	16	16
IR	IR	P	S	S	S	S	S	6	5
N	DNP	P	P	P	P	P	P	6	0
S	S	S	S	S	S	S	S	16	13
P	P	P	P	P	P	P	P	16	2
S	S	S	S	S	S	S	S	16	16
S	S	S	S	S	S	S	S	16	16
P	P	P	P	P	P	P	P	16	0
S	S	S	S	S	S	S	S	16	15
S	S	S	S	S	S	S	S	16	14
P	P	P	P	P	P	P	P	16	0
P	IR	IR	IR	IR	IR	IR	IR	8	1
S	S	S	S	S	S	S	S	16	16
S	S	S	S	S	S	S	S	16	16
P	P	P	P	P	P	P	P	10	0
I	I	I	I	I	I	I	I	0	0
S	S	S	S	S	S	S	S	13	8
N	N	N	N	N	N	P	P	2	0
IR	IR	IR	IR	IR	IR	IR	IR	1	1
DS	DS	DS	DS	DS	DS	P	P	2	0
S	P	DNP	P	P	P	P	P	15	1
P	P	P	P	P	P	P	P	16	0
P	P	P	P	P	P	P	P	16	0
P	P	P	P	P	P	I	P	15	0
S	S	S	S	S	S	S	S	16	15
N	N	N	N	N	N	P	P	2	0
IR	IR	IR	IR	IR	IR	IR	IR	8	8

1991 Lions Participation Chart

	@Wash 9/1	GBAY 9/8	MIAMI 9/15	@Indi 9/22	TBAY 9/29	MINN 10/6	@SF 10/20	DAL. 10/27
Perriman	RE	S	S	S	S	S	S	P
Pete	P	P	S	P	P	P	P	P
Pritchett	P	P	P	P	P	P	P	P
Riley	P	IR	IR	IR	IR	DNP	P	S
Salem	DNR	DNR	DNR	DNR	DNR	DNR	N	N
B. Sanders	DNP	S	S	S	S	S	S	S
E. Sanders	S	S	S	S	S	S	S	S
Scott	P	P	P	P	P	P	P	P
Spielman	S	S	S	S	S	S	S	S
Spindler	S	S	S	S	S	S	S	S
Taylor	N	N	N	N	P	P	P	P
Tennell	N	P	P	P	P	S	P	S
Utley	S	S	S	S	S	S	S	S
Vanhorse	IR	IR	IR	IR	IR	IR	IR	IR
Ware	I	DNP	I	I	I	I	I	I
Welch	P	P	P	P	P	P	P	P
S. White	P	P	P	P	P	P	P	P
W. White	S	S	S	S	S	S	S	S

CODES

- S started
- P played
- I inactive
- N not with team
- RE NFL roster exemption
- IR injured reserve
- DNP did not play
- NFI non-football illness
- PUP physically unable to perform
- DNR reserve, did not report
- DS developmental squad



Marc Spindler was one of 10 Lions to start every regular season contest in 1991.

@Chi. 11/3	@TBay 11/10	RAMS 11/17	@Minn 11/24	CHI. 11/28	JETS 12/8	@GBay 12/15	@Buf. 12/22	Games Played	Games Started
S	S	S	S	S	S	S	S	15	14
DNP	P	P	P	P	P	S	S	15	3
P	P	P	P	P	P	P	P	16	0
P	DNP	P	I	I	DNP	N	N	5	1
N	N	N	N	N	N	N	N	0	0
S	S	S	S	S	S	S	S	15	15
S	S	S	S	S	S	IR	IR	14	14
P	P	P	P	P	P	P	P	16	0
S	S	S	S	S	S	S	S	16	16
S	S	S	S	S	S	S	S	16	16
P	P	P	P	P	P	P	I	11	0
P	P	P	P	P	P	P	P	15	4
S	S	S	IR	IR	IR	IR	IR	11	11
IR	IR	IR	IR	IR	IR	IR	IR	0	0
I	I	DNP	P	DNP	DNP	DNP	DNP	1	0
P	P	IR	IR	IR	IR	IR	IR	10	0
P	P	P	P	P	P	P	P	16	0
S	S	S	S	S	S	S	S	16	16

THE LIONS WERE...

8-0 at home

10-0 indoors

11-0 on artificial turf

4-4 on the road

2-4 outdoors

1-4 on grass

1-0 in three-point games

4-0 in 7 point games

11-1 when yielding 20 points or less

9-1 when scoring 21 or more points

7-0 when scored first

6-0 when led at end of 1st quarter

3-3 when behind at end of first quarter

4-2 when tied at end of 1st quarter

8-0 when led at end of 3rd quarter

4-4 when behind at end of 3rd quarter

6-1 when led at half

4-3 when trailed at half

2-0 when tied at half

5-3 when won coin toss

7-1 when lost coin toss

1991 NFL Team Rankings

NATIONAL FOOTBALL LEAGUE


	Offense			Defense		
	Total	Rush	Pass	Total	Rush	Pass
Atlanta	8	16	6	24	23	20
Buffalo	1	1	4	27	24	21
Chicago	11	9	13	4	10	8
Cincinnati	14	12	11	28	13	28
Cleveland	19	24	9	18	21	15
Dallas	9	13	8	17	8	23
Denver	12	8	17	5	19	3
DETROIT	17	10	22	15	17	19
Green Bay	24	22	19	10	7	17
Houston	2	23	1	9	6	14
Indianapolis	28	28	27	20	28	4
Kansas City	5	3	15	13	18	16
L.A. Raiders	23	15	25	21	22	18
L.A. Rams	18	27	7	23	12	25
Miami	7	25	3	25	27	12
Minnesota	10	4	21	14	20	13
New England	22	18	16	26	9	27
New Orleans	15	14	10	2	2	2
N.Y. Giants	16	6	23	7	16	6
N.Y. Jets	6	5	12	12	4	24
Philadelphia	25	21	20	1	1	1
Phoenix	27	26	26	16	26	7
Pittsburgh	20	17	18	22	11	26
San Diego	13	2	24	19	14	22
San Francisco	3	11	2	6	5	11
Seattle	21	20	14	8	15	10
Tampa Bay	26	19	28	11	25	5
Washington	4	7	5	3	3	9

NATIONAL FOOTBALL CONFERENCE

Atlanta	3	9	3	14	12	12
Chicago	6	4	7	4	7	6
Dallas	4	7	5	12	6	13
DETROIT	9	5	11	10	10	11
Green Bay	11	12	8	7	5	10
L.A. Rams	10	14	4	13	8	14
Minnesota	5	1	10	9	11	9
New Orleans	7	8	6	2	2	2
N.Y. Giants	8	2	12	6	9	4
Philadelphia	12	11	9	1	1	1
Phoenix	14	13	13	11	14	5
San Francisco	1	6	1	5	4	8
Tampa Bay	13	10	14	8	13	3
Washington	2	3	2	3	3	7

AMERICAN FOOTBALL CONFERENCE

Buffalo	1	1	3	13	12	9
Cincinnati	8	6	5	14	5	14
Cleveland	9	12	4	6	10	6
Denver	6	5	10	1	9	1
Houston	2	11	1	3	2	5
Indianapolis	14	14	14	8	14	2
Kansas City	3	3	8	5	8	7
L.A. Raiders	13	7	13	9	11	8
Miami	5	13	2	11	13	4
New England	12	9	9	12	3	13
N.Y. Jets	4	4	6	4	1	11
Pittsburgh	10	8	11	10	4	12
San Diego	7	2	12	7	6	10
Seattle	11	10	7	2	7	3



Lions Honors

1991 Most Valuable Players



Mel Gray—Special Teams



Barry Sanders—Offense



George Jamison—Defense

Lions' MVP Selections Through the Years

Since the 1952 season, Detroit Lions' players have voted for the Lions' Most Valuable Player. From that initial MVP vote until 1966, only one Lions' player was honored per season. Since 1967, Offensive and Defensive MVPs have been honored, and since 1981, the Lions have voted for a Special Teams' MVP. For the 1991 season, the MVP was running back **Barry Sanders**, who re-wrote the Lions rushing record book with 1,548 rushing yards, and led the NFC with 16 rushing TDs. On the defense, outside linebacker **George Jamison** captured the award by turning in an outstanding all-around performance ranking among team leaders in tackles, sacks, interceptions and fumble recoveries. The special teams' winner was return specialist **Mel Gray**, who became the first player in the NFL history to lead the league in both kickoff and punt return average in the same season and was named to the Pro Bowl for the second consecutive year.

YEAR	OFFENSE	DEFENSE	SPECIAL TEAMS
1991	Barry Sanders	George Jamison	Mel Gray
1990	Barry Sanders	Mike Cofer	Niko Noga
1989	Barry Sanders	Jerry Ball	Toby Gaston
1988	Rusty Hilger	Michael Cofer	George Jamison
1987	Pete Mandley	Jimmy Williams	Paul Butcher
1986	Keith Dorney/ James Jones	Keith Ferguson	Paul Butcher
1985	James Jones	Jimmy Williams	Alvin Hall
1984	James Jones	Ken Fantetti	Roosevelt Barnes
1983	Billy Sims	William Gay	Roosevelt Barnes
1982	Billy Sims	Al Baker	Ken Callicutt
1981	Eric Hipple	Stan White	Ken Callicutt
1980	Billy Sims	Dave Pureifory	
1979	Fred Scott	Doug English	
1978	Gary Danielson	Al Baker	
1977	Jon Morris	Charlie Weaver	
1976	Ray Jarvis	Charlie Weaver	
1975	Dexter Bussey	Paul Naumoff	
1974	Bill Munson	Levi Johnson	
1973	Altie Taylor	Herb Orvis	
1972	Rockne Freitas	Larry Hand	
1971	Steve Owens	Mike Lucci	
1970	Charlie Sanders	Mike Lucci	
1969	Charlie Sanders	Mike Lucci	
1968	Mel Farr	Wayne Walker	
1967	Mel Farr	Lem Barney	

Only one player was selected from 1952-1966.

1966	Pat Studstill	1961	Joe Schmidt	1956	Bobby Layne
1965	Bruce Maher	1960	Nick Pietrosante	1955	Joe Schmidt
1964	Jim Gibbons	1959	Jim Martin	1954	Bobby Layne
1963	Earl Morrall	1958	Joe Schmidt	1953	Dick Stanfel
1962	Gail Cogdill	1957	Joe Schmidt	1952	Jim Doran

1991 Pro Bowl Lions



DB Bennie Blades



RB Barry Sanders



LB Chris Spielman



KR Mel Gray



NT Jerry Ball



OT Lomas Brown

Lions' Pro Bowl Players

DEFENSIVE ENDS AND RECEIVERS YEARS

Baker, Al (3)	1978-79-80
Barr, Terry (2)	1964-65
Box, Cloyce (2)	1951-52
Cogdill, Gail (3)	1961, 63-64
Gay, William (1)	1983
Gibbons, Jim (3)	1961-62, 65
Gray, Mel (2)	1990-91
Hill, David (2)	1976-79
Sanders, Charlie (7)	1969-70-71-72, 75-77
Studstill, Pat (21)	1966-67

OFFENSIVE AND DEFENSIVE TACKLES YEARS

Ane, Charley (2)	1957, 59
Ball, Jerry (3)	1989-91
Brown, Lomas (2)	1991
Brown, Roger (5)	1963-64-65-66-67
Creekmur, Lou (8)	1951-58
Dorney, Keith (1)	1982
English, Doug (4)	1978, 81-82-83
Freitas, Rocky (1)	1973
Karras, Alex (4)	1961, 62, 63, 66
McCord, Darris (1)	1958

GUARDS YEARS

Gordy, John (3)	1964, 65, 66
Martin, Jim (1)	1962
McGraw, Thurman (1)	1951
Sewell, Harley (4)	1958-59-60, 63
Stanfel, Dick (1)	1954

CENTERS YEARS

Bingaman, Les (2)	1952, 54
Flanagan, Ed (4)	1970-71, 72, 74
Torgeson, LaVern (1)	1955

QUARTERBACKS YEARS

Layne, Bobby (3)	1953-54, 57
Landry, Greg (1)	1972

LINEBACKERS

YEARS

Cofer, Michael (1)	1988
Lucci, Mike (1)	1972
Naumoff, Paul (1)	1971
Schmidt, Joe (10)	1955-64
Spielman, Chris (3)	1989-91
Walker, Wayne (3)	1964-65-66

DEFENSIVE BACKS

YEARS

Barney, Lem (7)	1968-69-70, 73-74, 76-77
Blades, Bennie (1)	1991
Christiansen, Jack (5)	1954-58
David, Jim (6)	1955-60
Doll, Don (3)	1951-52-53
Jauron, Dick (1)	1975
Lane, Dick (3)	1961-62-63
Lary, Yale (9)	1954, 57-63, 65
LeBeau, Dick (3)	1965-66-67
Smith, Bob (1)	1953
Stitts, Bill (1)	1955

OFFENSIVE BACKS

YEARS

Farr, Mel (2)	1968, 71
Harder, Pat (1)	1953
Hoernschmeyer, Bob (2)	1952-53
Owens, Steve (1)	1972
Pietrosante, Nick (2)	1961-62
Sanders, Barry (3)	1989-91
Sims, Billy (3)	1980-81-82
Walker, Doak (5)	1951-52, 54-56

PLACEKICKERS/PUNTERS

YEARS

Arnold, Jim (2)	1967, 1988
Murray, Eddie (2)	1980, 1989
Skladany, Tom (1)	1989



Cloyce Box



Lou Creekmur



Charlie Sanders



Billy Sims



Lem Barney

1992 Inductee
Pro Football Hall of Fame

The 1992 season marks the 29th year for the Pro Football Hall of Fame, located in Canton, Ohio. Eleven of the Detroit Lions' former greats are enshrined in the Hall having been chosen as among the finest to ever play the game.

The Lions' family took great pride on Aug. 1, 1992, when the latest of its stars was inducted into the Hall — Lem Barney. He joined Al Davis, John Mackey and John Riggins in the Hall's most recent class.

A second-round draft pick from small Jackson State in 1967, Barney served notice on the NFL from the opening game of his rookie season. Immediately thrust into a starting cornerback slot against the defending Super Bowl champion Green Bay Packers, Barney picked off the first Bart Starr pass thrown in his direction and returned it 24 yards for a touchdown.

The Lem Barney era had begun.

The always smiling, ever friendly Barney would go on to intercept a league-leading 10 passes that season, returned three for touchdowns, and was named the NFL's Defensive "Rookie of the Year."

From 1967-77, Barney played in 140 Lions' games, intercepted 56 passes and returned seven for touchdowns. He also had a career kickoff return average of 25.5 with one TD, and added a 9.2 average on 143 punt returns with two more scores. He was chosen to seven Pro Bowls. Though his accomplishments on the field are many, it has been what Lem has given back off the field that reveal the true measure of the man. Always eager to help his community and countless charities whenever and wherever he can, Lem Barney epitomizes what it truly means to be a member of the Hall of Fame.

Pro Football Hall of Fame Lions

Eleven of the Detroit Lions' former greats are enshrined having been chosen among the finest to ever play the pro game.



DEFENSIVE BACK

Lem Barney

Lions: 1967-77. . . **College:** Jackson State. . . **Enshrined:** 1992
Played in seven Pro Bowls in his 11-year career. . . All-Pro three times. . . NFL Defensive Rookie-of-the-Year in 1967. . . Named to NFL's All-60s Decade team. . . Accumulated 3,663 yards and 10 touchdowns through interception returns, kickoff returns and punt returns. . . Intercepted the first pass ever thrown his direction in a regular season game and returned it for a touchdown. . . Totaled 56 interceptions for his career.



DEFENSIVE BACK

Jack Christiansen

Lions: 1951-56. . . **College:** Colorado State. . . **Enshrined:** 1970
All-NFL six straight years and the leader of "Chris' Crew" — a standout secondary that helped lead the Lions to NFL dominance in the 1950s. . . Led the NFL in interceptions in 1953 and '57, and holds NFL record for most punt return TDs in a career (8) and as a rookie (4).



QUARTERBACK

Earl "Dutch" Clark

Lions: 1934-39. . . **College:** Colorado College. . . **Enshrined:** 1963
(Charter Member) Played for the Portsmouth Spartans (1931-32) before moving with the franchise to Detroit. . . All-NFL six times and three-time NFL scoring champ. . . Led the Lions to their first NFL Championship (1935) and coached Detroit for two seasons (1937-38).

**HALFBACK*****Bill Dudley***

Lions: 1947-49 . . . College: Virginia . . . Enshrined: 1966

Also played for the Steelers and the Redskins . . . Was the NFL's MVP after he led the League in rushing, interceptions and punt returns with the Steelers in '46 . . . Led Detroit in rushing in '49 and in scoring in his three Lions' seasons.

**FULLBACK*****John Henry Johnson***

Lions: 1957-59 . . . College: Arizona State . . . Enshrined: 1967

Also played for the 49ers, Steelers and Oilers . . . Led the Lions in rushing (621 yards) in the 1957 NFL Championship season . . . Rushed for 6,803 yards and 48 TDs in his 13-year NFL career.

**DEFENSIVE BACK*****Dick "Night Train" Lane***

Lions: 1960-65 . . . College: Scottsbluff J.C. . . . Enshrined: 1974

Also played for the Rams and Cardinals . . . Set NFL interception record (14) as a Rams' rookie (1952) . . . All-NFL five years and named to six Pro Bowls . . . Twice led the NFL in interceptions ('52 and '54) and had 68 career interceptions.

**DEFENSIVE BACK/PUNTER*****Yale Lary***

Lions: 1952-53, 1956-64 . . . College: Texas . . . Enshrined: 1979

Starred on three Detroit NFL Championship teams in the 1950s . . . All-NFL four years and played in nine Pro Bowls . . . Holds Detroit record for career punts (503) and punting average (44.3), and season punting average (48.9) . . . Had 50 career interceptions.



QUARTERBACK

Bobby Layne

Lions: 1950-58 . . . College: Texas . . . Enshrined: 1967

Also played for the Bears, N.Y. Bulldogs and Steelers in a 15-season career. . . The General led the Lions to three NFL Championships in the 1950s, passing for a Detroit record 15,710 yards and 118 TDs. . . Passed for 26,768 yards and 196 TDs in his pro career.



LINEBACKER

Joe Schmidt

Lions: 1953-65 . . . College: Pittsburgh . . . Enshrined: 1973

A master at MLB, he was All-NFL eight years and played in nine straight Pro Bowls. . . Four-time Lions' MVP and nine-year team captain. . . Played on the '53 and '57 Detroit title teams. . . Detroit head coach for six seasons (1967-72) with a 43-34-7 record.



HALFBACK

Doak Walker

Lions: 1950-55 . . . College: Southern Methodist . . . Enshrined: 1966

Do-everything performer who was the NFL's "Rookie of the Year" and scoring champion (128 points) in 1950. . . Also was the League scoring champ in '55 (96 points). . . Starred on two Detroit Championship teams. . . All-NFL four years and played in five Pro Bowls.



CENTER/LINEBACKER

Alex Wojciechowicz

Lions: 1933-46 . . . College: Fordham . . . Enshrined: 1966

Also played for the Eagles. . . Two-way performer and iron man for 8 1/2 Lions' seasons. . . Detroit's No. 1 draft pick in '38. . . Played on two NFL title teams for the Eagles.

Heisman Trophy Lions

The Downtown Athletic Club of New York City has awarded the coveted Heisman Memorial Trophy annually since 1935 to honor the outstanding college football player in the nation. The Lions take pride in that eight Heisman winners have played or are playing in Detroit.



HALFBACK

Howard "Hopalong" Cassady

College: Ohio State . . . **Heisman:** 1955 . . . **Lions:** 1956-61, '63
Rushed for 964 yards and scored 15 TDs for the Buckeyes to be named the Big Tens MVP and capture the Heisman in '55. . . Rushed for 1,223 yards and six TDs and had 1,413 receiving yards and 16 TDs in his Lions' career.



END

Leon Hart

College: Notre Dame . . . **Heisman:** 1949 . . . **Lions:** 1950-57
Only one of two linemen (with Yale's Larry Kelley in '36) to win the Heisman . . . Caught 19 passes for 257 yards at tight end for the undefeated 1949 Fighting Irish . . . Scored 31 TDs and caught 173 passes for 2,499 yards in his Lions' career.



FULLBACK

Steve Owens

College: Oklahoma . . . **Heisman:** 1969 . . . **Lions:** 1970-74
Rushed for 1,523 yards and scored 23 TDs for the '69 Sooners . . . Was the Lions' first 1,000-yard rusher (1,035 yards in '71) and rushed for a total of 2,451 yards in a career cut short by injury.



RUNNING BACK

Barry Sanders

College: Oklahoma State . . . **Heisman:** 1988 . . . **Lions:** 1989-present
Set 13 NCAA records including 2,628 rushing yards and scored 39 TDs and 234 points for the '88 Cowboys . . . 1989 NFL "Rookie of the Year" with a Detroit record 1,470 rushing yards and 14 TDs . . . 1990 NFL rushing champion with 1,304 yards.



RUNNING BACK

Billy Sims

College: Oklahoma . . . **Heisman:** 1978 . . . **Lions:** 1980-84

Had a NCAA-high 1,762 yards and scored 20 TDs for the '78 Sooners as a junior. . . NFL's first pick in the 1980 draft. . . In a career prematurely ended by a knee injury, he still managed to set the Lions' career rushing mark with 5,106 yards.



BACK

Frank Sinkwich

College: Georgia . . . **Heisman:** 1942 . . . **Lions:** 1943-44

Do-it-all performer who led the '42 Bulldogs with a Southeastern Conference record 2,187 total offense yards. . . Played only two years in Detroit and then sustained a career-ending injury while serving in the military during World War II.



HALFBACK

Doak Walker

College: Southern Methodist . . . **Heisman:** 1948 . . . **Lions:** 1950-55

Led the Mustangs to an 8-1-1 record with 532 rushing yards and 11 TDs in '48. . . Only Lion to have won the Heisman and be enshrined in the Pro Football Hall of Fame. . . Scored a (then) Detroit record 534 career points.



QUARTERBACK

Andre Ware

College: Houston . . . **Heisman:** 1989 . . . **Lions:** 1990-present

Detroit's top draft pick in '90, he set 26 NCAA records while passing for 4,699 yards and 46 touchdowns and completed 63.1% (365-578) of his passes for the '89 Houston Cougars.

1991 Honors and Milestones

Head Coach WAYNE FONTES

Associated Press NFL Coach of the Year
Maxwell Football Club Professional Coach of the Year
Paul Brown Professional Coach of the Year
Year (Touchdown Club of Columbus)
Starter NFL Coach of the Year
P.F.W.A. NFL Coach of the Year
Pro Football Weekly NFL Coach of the Year
United Press International NFC Coach of the Year
Football News NFC Coach of the Year
Detroit News' Michiganiaan of the Year Award

Guard ERIC ANDOLSEK

USA Today All-Pro

Nose Tackle JERRY BALL

Pro Bowl (3rd Consecutive)
Associated Press and USA Today All-Pro
All-Madden Team
P.F.W.A. and N.E.A. All-Pro
United Press International All-NFC
Pro Football Weekly All-Pro, All-NFC
College and Pro Football Newsweekly All-Pro, second team

Safety BENNIE BLADES

Pro Bowl Reserve (1st appearance)
United Press International All-NFC
Football News All-NFC
All-Madden Team
Pro Football Weekly All-NFC
Football Digest All-Pro
N.E.A. All-Pro, second team

Offensive Tackle LOMAS BROWN

Pro Bowl Starter (2nd consecutive appearance)
All-Madden Team
N.E.A. All-Pro
College & Pro Football Newsweekly All-Pro
Associated Press All-Pro, second team
Joe Louis Award

Cornerback RAY CROCKETT

Pro Bowl Alternate
NFC Defensive Player of the Month for November
NFC Defensive Player of the Week for Week 9
Tied for 1st in NFC & 2nd in NFL with 6 interceptions

Center KEVIN GLOVER

Pro Bowl Alternate
Football News All-NFC

Quarterback ERIK KRAMER

All-Madden Team
NFC Offensive Player of the Week for Divisional
Playoff Round

Kick Returner MEL GRAY

Pro Bowl, Associated Press and USA Today All-Pro
P.F.W.A. All-Pro
NFL Players Association NFC Special Teams
Player of the Year
Sporting News All-Pro
Football Digest All-Pro
NFL Kickoff Return Leader (25.8 avg.)
NFL Punt Return Leader (15.4 avg.)
Pro Football Weekly All-Pro, All-NFC
College & Pro Football Newsweekly All-Pro
Football News All-NFC

Quarterback RODNEY PEETE

NFL Miller Lite Player of the Week for Week 6

Linebacker CHRIS SPIELMAN

Pro Bowl (3rd consecutive)
Associated Press All-Pro
Football News All-NFC
All-Madden Team
Led Lions in tackles for fourth consecutive season, 126

Running Back BARRY SANDERS

Pro Bowl Starter (3rd consecutive)
Associated Press and USA Today All-Pro
Maxwell Football Club's Professional Player of the Year
NFL Players Association NFC Most Valuable Player
Football Digest Player-of-the-Year, All-Pro
P.F.W.A. and N.E.A. All-Pro
United Press International All-NFC
Football News All-NFC
Sports Illustrated's Dr. "Z" team All-Pro
All-Madden Team
NFC Offensive Player of the Month for September
NFL Miller Lite Player of the Week for weeks 5 & 12
NFL Miller Lite Player of the Year finalist
NFC Offensive Player of the Week for Week 13
1991 NFL Touchdown Leader (17)
Sporting News All-Pro
College & Pro Football Newsweekly All-Pro
Pro Football Weekly All-Pro, All-NFC
Set Lions' records for:
Most yards in a season, 1,548; Most carries in a season, 342; Most 100-yard games in a season, 8; Most rushing yards in a game, 220 (11-24 at Minnesota); Most rushing TDs in a game, 4 (11-24 at Minnesota); Tied for most total TDs in a game, 4 (11-24 at Minnesota); Most total TDs in a season, 17; Most rushing TDs in a season, 16; Most points by a running back in a season, 102; Most total career TDs, 47; Tied for most career rushing TDs, 43; Tied for most points in one game, 24.



The Records Section

Lions' Individual Records

(1934-91)

CAREER—SERVICE

Most Seasons

- 15 by Wayne Walker, 1958-72
- 14 by Dick LeBeau, 1959-72
- 13 by Joe Schmidt, 1953-65
by Darris McCord, 1955-67
by Larry Hand, 1964-77
- 12 by Alex Karras, 1958-62, 1964-70
by Paul Naumoff, 1967-78
by Leonard Thompson, 1975-86
by Ed Murray, 1980-91

Most Games

- 200 by Wayne Walker, 1958-72
- 185 by Dick LeBeau, 1959-72
- 175 by Leonard Thompson, 1975-86
- 174 by Ed Murray, 1980-91
- 168 by Darris McCord, 1955-67
by Paul Naumoff, 1967-78
- 164 by Larry Hand, 1964-77
- 161 by Alex Karras, 1958-62, 1964-70

CAREER—RUSHING

Most Attempts

- 1,203 by Dexter Bussey, 1974-84
- 1,165 by Altie Taylor, 1969-76
- 1,131 by Billy Sims, 1980-84
- 960 by James Jones, 1983-1988
- 938 by Nick Pietrosante, 1959-65
- 877 by Barry Sanders, 1989-91
- 739 by Mel Farr, 1967-73
- 693 by Ace Gutowsky, 1934-38
- 651 by Dan Lewis, 1958-64

Most Yards Gained

- 5,106 by Billy Sims, 1980-84
- 5,105 by Dexter Bussey, 1974-84
- 4,322 by Barry Sanders, 1989-91
- 4,297 by Altie Taylor, 1969-76
- 3,933 by Nick Pietrosante, 1959-65
- 3,452 by James Jones, 1983-88
- 3,072 by Mel Farr, 1967-73
- 3,072 by Mel Farr, 1967-73
- 2,698 by Dan Lewis, 1958-64
- 2,451 by Steve Owens, 1970-76

CAREER—PASSING

Most Attempts

- 2,193 by Bobby Layne, 1950-58
- 1,747 by Greg Landry, 1968-78
- 1,684 by Gary Danielson, 1976-84

- 1,546 by Eric Hipple, 1980-89
- 1,315 by Milt Plum, 1962-67
- 1,314 by Bill Munson, 1968-76

Most Completions

- 1,074 by Bobby Layne, 1950-58
- 957 by Greg Landry, 1968-78
- 952 by Gary Danielson, 1976-84
- 830 by Eric Hipple, 1980-89
- 716 by Bill Munson, 1968-76
- 671 by Milt Plum, 1962-67

Most Yards Gained

- 15,710 by Bobby Layne, 1950-58
- 12,457 by Greg Landry, 1968-78
- 11,885 by Gary Danielson, 1976-84
- 8,787 by Eric Hipple, 1980-89
- 8,536 by Milt Plum, 1962-67
- 8,451 by Bill Munson, 1968-76

Most Touchdown Passes

- 118 by Bobby Layne, 1950-58
- 80 by Greg Landry, 1968-78
- 69 by Gary Danielson, 1976-84
- 56 by Bill Munson, 1968-76
- 55 by Milt Plum, 1962-67
by Eric Hipple, 1980-89
- 53 by Earl Morrall, 1958-64

Most Passes Intercepted

- 142 by Bobby Layne, 1950-58
- 87 by Milt Plum, 1962-67
- 81 by Greg Landry, 1968-78
- 71 by Gary Danielson, 1976-84
- 70 by Eric Hipple, 1980-89
- 42 by Bill Munson, 1968-76
- 41 by Earl Morrall, 1958-64

CAREER—RECEIVING

Most Passes Received

- 336 by Charlie Sanders, 1968-77
- 325 by Gail Cogdill, 1960-68
- 287 by Jim Gibbons, 1958-68
- 285 by James Jones, 1983-88
- 277 by Leonard Thompson, 1975-86
- 245 by David Hill, 1976-82
- 227 by Terry Barr, 1957-65
- 223 by Fred Scott, 1978-83

Most Yards Gained

- 5,220 by Gail Cogdill, 1960-68
 4,817 by Charlie Sanders, 1968-77
 4,682 by Leonard Thompson, 1975-86
 3,810 by Terry Barr, 1957-65
 3,651 by Fred Scott, 1978-83

CAREER—INTERCEPTIONS**Most Passes Intercepted**

- 62 by Dick LeBeau, 1959-72
 56 by Lem Barney, 1967-77
 50 by Yale Lary, 1952-53, 1956-64
 46 by Jack Christiansen, 1951-58
 36 by Jim David, 1952-59

Most Yards Gained

- 1,051 by Lem Barney, 1967-77
 787 by Yale Lary, 1952-53, 1956-64
 762 by Dick LeBeau, 1959-72
 719 by Bob Smith, 1949-53
 717 by Jack Christiansen, 1951-58

CAREER—SCORING**Most Points**

- 1,113 by Ed Murray, 1980-91
 636 by Errol Mann, 1969-76
 534 by Doak Walker, 1950-55
 345 by Wayne Walker, 1958-72
 282 by Billy Sims, 1980-84
 282 by Barry Sanders, 1989-91
 259 by Jim Martin, 1951-61

Most Touchdowns (Total)

- 47 by Billy Sims, 1980-84
 47 by Barry Sanders, 1989-91
 38 by Terry Barr, 1957-65
 by Leonard Thompson, 1975-86
 36 by Mel Farr, 1967-73
 34 by Doak Walker, 1950-55
 33 by James Jones, 1983-88
 32 by Cloyce Box, 1949-50, 1952-54
 31 by Leon Hart, 1950-57
 30 by Nick Pietrosante, 1959-65
 by Gail Cogdill, 1960-68
 by Altie Taylor, 1969-76

Most Touchdowns (Rushing)

- 43 by Barry Sanders, 1989-91
 42 by Billy Sims, 1980-84
 28 by Nick Pietrosante, 1959-65
 26 by Mel Farr, 1967-73
 24 by Altie Taylor, 1969-76
 23 by James Jones, 1983

- 20 by Steve Owens, 1970-76
 19 by Greg Landry, 1968-78
 18 by Dexter Bussey, 1974-84

Most Touchdowns (Receiving)

- 35 by Leonard Thompson, 1975-86
 by Terry Barr, 1957-65
 32 by Cloyce Box, 1949-50, 1952-54
 31 by Charlie Sanders, 1967-77
 28 by Gail Cogdill, 1960-68
 26 by Larry Walton, 1969-76
 25 by Leon Hart, 1950-57

Most Touchdowns (Returns)

- 11 by Jack Christiansen, 1951-58
 10 by Lem Barney, 1967-77

Most Extra Points

- 384 by Eddie Murray, 1980-91
 213 by Errol Mann, 1969-76
 183 by Doak Walker, 1950-55
 172 by Wayne Walker, 1958-72
 91 by Jim Martin, 1951-61

Most Field Goals

- 244 by Eddie Murray, 1980-91
 141 by Errol Mann, 1969-76
 56 by Jim Martin, 1951-61
 53 by Wayne Walker, 1958-72
 49 by Doak Walker, 1950-55

CAREER—PUNTING**Most Punts**

- 503 by Yale Lary, 1952-53, 1956-64
 436 by Herman Weaver, 1970-76
 399 by Jim Arnold, 1986-91
 268 by Tom Skladany, 1978-82
 266 by Mike Black, 1983-86

Best Average

- 44.2 by Yale Lary, 1952-53, 1956-64
 42.8 by Bob Smith, 1949-54
 by Pat Studstill, 1961-67
 by Tom Skladany, 1978-82
 42.2 by Jim Arnold, 1986-91

CAREER—PUNT RETURNS**Most Returns**

- 143 by Pete Mandley, 1984-1988
 by Lem Barney, 1967-77
 126 by Yale Lary, 1952-53, 1956-64
 119 by Mel Gray, 1989-91
 118 by Robbie Martin, 1981-84

Most Return Yardage

- 1,480 by Mel Gray, 1989-91
 1,360 by Pete Mandley, 1984-88
 1,312 by Lem Barney, 1967-77
 1,118 by Robbie Martin, 1981-84
 1,084 by Jack Christiansen, 1951-58

CAREER—KICKOFF RETURNS**Most Returns**

- 122 by Alvin Hall, 1981-85
 101 by Mel Gray, 1989-91
 91 by Tom Watkins, 1962-67
 75 by Pat Studstill, 1961-67

Most Return Yardage

- 2,714 by Alvin Hall, 1981-85
 2,508 by Mel Gray, 1989-91
 2,262 by Tom Watkins, 1962-67
 1,924 by Pat Studstill, 1961-67
 1,595 by Tom Vaughn, 1965-71

SEASON—RUSHING**Most Attempts**

- 342 by Barry Sanders, 1991
 313 by Billy Sims, 1980
 296 by Billy Sims, 1981
 280 by Barry Sanders, 1989
 255 by Barry Sanders, 1990
 252 by James Jones, 1986
 246 by Steve Owens, 1971
 225 by Dexter Bussey, 1978
 220 by Billy Sims, 1983
 206 by Mel Farr, 1967
 201 by Nick Pietrosante, 1961

Most Yards Gained

- 1,548 by Barry Sanders, 1991
 1,470 by Barry Sanders, 1989
 1,437 by Billy Sims, 1981
 1,304 by Barry Sanders, 1990
 1,303 by Billy Sims, 1980
 1,040 by Billy Sims, 1983
 1,035 by Steve Owens, 1971
 924 by Dexter Bussey, 1978
 903 by James Jones, 1986
 886 by James Jones, 1985
 872 by Nick Pietrosante, 1960

Most Rushing TDs

- 16 by Barry Sanders, 1991
 14 by Barry Sanders, 1989
 13 by Barry Sanders, 1990
 by Billy Sims, 1980, 1981
 9 by Greg Landry, 1972
 by Mel Farr, 1970

- 8 by James Jones, 1986
 by Nick Pietrosante, 1960
 by Steve Owens, 1971
 7 by Billy Sims, 1983
 by Bob Hoernschemeyer, 1953
 by Gene Gedman, 1956

SEASON—PASSING**Most Attempts**

- 417 by Gary Danielson, 1980
 416 by Chuck Long, 1987
 410 by Gary Danielson, 1984
 406 by Eric Hipple, 1985
 387 by Eric Hipple, 1983
 368 by Jeff Komlo, 1979
 351 by Gary Danielson, 1978
 336 by Bobby Layne, 1950
 332 by Bobby Layne, 1951

Most Completions

- 252 by Gary Danielson, 1984
 244 by Gary Danielson, 1980
 232 by Chuck Long, 1987
 223 by Eric Hipple, 1985
 204 by Eric Hipple, 1983
 199 by Gary Danielson, 1978
 192 by Eric Hipple, 1986
 183 by Jeff Komlo, 1979
 181 by Bill Munson, 1968
 179 by Milt Plum, 1962

Most Yards Gained

- 3,223 by Gary Danielson, 1980
 3,076 by Gary Danielson, 1984
 2,952 by Eric Hipple, 1985
 2,621 by Earl Morrall, 1963
 2,598 by Chuck Long, 1987
 2,577 by Eric Hipple, 1983
 2,403 by Bobby Layne, 1951
 2,378 by Milt Plum, 1962
 2,358 by Eric Hipple, 1981
 2,323 by Bobby Layne, 1950

Most Touchdown Passes

- 26 by Bobby Layne, 1951
 24 by Earl Morrall, 1963
 19 by Bobby Layne, 1952
 18 by Gary Danielson, 1978
 by Greg Landry, 1972
 by Milt Plum, 1964

Most Passes Intercepted

- 23 by Jeff Komlo, 1979
 by Bobby Layne, 1951

- 21 by Bobby Layne, 1953
20 by Chuck Long, 1987
 by Milt Plum, 1962
 by Bobby Layne, 1952
 by Clyde LeForce, 1947
 by Frank Sinkwich, 1943-44

Fewest Passes Intercepted

- 3 by Dwight Sloan, 1939 (102 att.)
 4 by Harry Gilmer, 1955 (122 att.)
 5 by Fred Enke, 1949 (142 att.)
6 by Chuck Long, 1988 (141 att.)
 by Erik Kramer, 1991 (265 att.)
 7 by Bill Munson, 1974 (292 att.)
 by Greg Landry, 1977 (240 att.)
 by Joe Ferguson, 1986 (155 att.)

SEASON—RECEIVING

Most Passes Received

- 77 by James Jones, 1984
 70 by Richard Johnson, 1989
 67 by Pat Studstill, 1966
 66 by Terry Barr, 1963
 by Bob Mann, 1949
 64 by Richard Johnson, 1990
 62 by Fred Scott, 1979
 58 by Pete Mandley, 1987
 57 by Terry Barr, 1963
 54 by Ron Jessie, 1974
 by James Jones, 1986
 by Tom Nowatzke, 1966
 53 by Fred Scott, 1981
 by David Hill, 1978
 by Jeff Chadwick, 1986

Most Yards Gained

- 1,266 by Pat Studstill, 1966
 1,091 by Richard Johnson, 1989
 1,086 by Terry Barr, 1963
 1,030 by Terry Barr, 1964
 1,022 by Fred Scott, 1981
 1,014 by Bob Mann, 1949
 1,009 by Cloyce Box, 1950

Most Receiving TDs

- 15 by Cloyce Box, 1952
 13 by Terry Barr, 1963
 12 by Leon Hart, 1951
 11 by Cloyce Box, 1950
 10 by Gail Cogdill, 1963

SEASON—INTERCEPTIONS

Most Passes Intercepted

- 12 by Jack Christiansen, 1953
 by Don Doll, 1950
 11 by Don Doll, 1949
 10 by Jack Christiansen, 1957
 by Lem Barney, 1967

Most Yards Gained

- 301 by Don Doll, 1949
 238 by Jack Christiansen, 1953
 232 by Lem Barney, 1967
 218 by Bob Smith, 1949
 208 by Dick Jauron, 1973

SEASON—SCORING

Most Points

- 128 by Doak Walker, 1950
 121 by Eddie Murray, 1981
 116 by Eddie Murray, 1980
 113 by Eddie Murray, 1983
 109 by Eddie Murray, 1985
 106 by Doak Walker, 1954
 103 by Errol Mann, 1971
102 by Barry Sanders, 1991
 101 by Errol Mann 1969, 1970

Most Touchdowns (Total)

- 17 by Barry Sanders, 1991**
16 by Barry Sanders, 1990
 16 by Billy Sims, 1980
 15 by Billy Sims, 1981
 by Cloyce Box, 1952
14 by Barry Sanders, 1989
 13 by Terry Barr, 1963

Most Touchdowns (Returning)

- 4 by Jack Christiansen, 1951
 3 by Lem Barney, 1967

Most Rushing TDs

(see SEASON—RUSHING)

Most Receiving TDs

(see SEASON—RECEIVING)

Most Extra Points

- 46 by Eddie Murray, 1981
 43 by Doak Walker, 1951, 1954
 41 by Errol Mann, 1970
 40 by Eddie Murray, 1991
 38 by Eddie Murray, 1983
 by Errol Mann, 1972
 by Doak Walker, 1950

Most Field Goals

- 27 by Eddie Murray, 1980
- 26 by Eddie Murray, 1985
- 25 by Eddie Murray, 1981, 1983
by Errol Mann, 1969
- 23 by Errol Mann, 1974
- 22 by Errol Mann, 1971
- 20 by Benny Ricardo, 1978
by Errol Mann, 1970, 1972
by Eddie Murray, 1984, 1987, 1988
by Eddie Murray, 1989

Consecutive Field Goals

- 19 by Eddie Murray, from 11-13-88
(vs. Tampa Bay) to 11-12-89 (at G.B.)

SEASON—PUNTING**Most Punts**

- 97 by Jim Arnold, 1988
- 93 by Wilbur Summers, 1977
- 88 by Larry Swider, 1979
- 86 by Tom Skladany, 1978
- 83 by Herman Weaver, 1976
- 82 by Jim Arnold, 1989
- 80 by Herman Weaver, 1975
- 78 by Pat Studstill, 1965
- 76 by Mike Black, 1984
- 75 by Jim Arnold, 1991
- 73 by Mike Black, 1985
- 72 by Tom Skladany, 1980
by Herman Weaver, 1974

Best Gross Average

- 48.9 by Yale Lary, 1963
- 48.4 by Yale Lary, 1961
- 47.1 by Yale Lary, 1959

Best Net Average

- 39.6 by Jim Arnold, 1987

SEASON—PUNT RETURNS**Most Returns**

- 52 by Robbie Martin, 1981
- 43 by Pete Mandley, 1986
- 38 by Pete Mandley, 1985
- 37 by Pete Mandley, 1988
- 36 by Walter Stanley, 1989
- 34 by Mel Gray, 1990
- 32 by Tom Watkins, 1963
- 29 by Pat Studstill

Most Yards Returned

- 496 by Walter Stanley, 1989
- 457 by Pat Studstill, 1962
- 450 by Robbie Martin, 1981

403 by Pete Mandley, 1985

399 by Tom Watkins, 1963

385 by Mel Gray, 1991

362 by Mel Gray, 1990

343 by Jack Christiansen, 1951

SEASON—KICKOFF RETURNS**Most Returns**

- 48 by Herman Hunter, 1986
- 41 by Mel Gray, 1990
- 39 by Alvin Hall, 1985
- 38 by Jimmie Jones, 1974
- 36 by Mel Gray, 1991
- 32 by Gary Lee, 1987
- 29 by Pat Studstill, 1964
- 26 by Mickey Zofko, 1972
- 25 by Lem Barney, 1968
by Bobby Williams, 1970

Most Yards Returned

- 1,007 by Herman Hunter, 1986
- 939 by Mel Gray, 1990
- 929 by Mel Gray, 1991
- 927 by Jimmie Jones, 1974
- 886 by Alvin Hall, 1985
- 719 by Gary Lee, 1987
- 708 by Pat Studstill, 1964
- 670 by Lem Barney, 1968
- 640 by Mel Gray, 1989
- 616 by Mickey Zofko, 1972

GAME - RUSHING**Most Attempts**

- 36 by Billy Sims at Green Bay (11-20-83)
by James Jones vs. Miami (10-27-85)
by James Jones at Minnesota (9-7-86)
- 32 by Barry Sanders vs. Miami (9-15-91)
by Horace King vs. New England
(10-10-76)
- 30 by Barry Sanders at Indianapolis
(9-22-91)
by Barry Sanders at Green Bay
(10-29-89)
by James Jones vs. San. Fran.
(10-20-85)
by Billy Sims vs. Baltimore (11-16-80)
by Rick Kane vs. Atlanta (11-13-77)

Most Yards Gained

- 220 by Barry Sanders at Minnesota
(11-24-91)
- 198 by Bob Hoernschmeyer vs. N.Y.
Yanks (11-23-50)
- 197 by Mel Farr at Minnesota (11-12-67)
- 194 by Dutch Clark vs. Cincinnati (10-28-34)

- 189 by Billy Sims at Green Bay (11-20-83)
- 185 by Billy Sims at Denver (10-11-81)
- 184 by **Barry Sanders at Green Bay** (10-29-89)
- 179 by **Barry Sanders at Indianapolis** (9-22-91)
- 176 by **Barry Sanders vs. L.A. Raiders** (12-10-90)
- 174 by James Jones at Minnesota (9-7-86)
- 160 by Altie Taylor vs. Green Bay (10-28-73)
- 159 by Billy Sims at Washington (11-8-81)
- 157 by Billy Sims vs. Minnesota (9-28-80)
- 155 by Billy Sims at Kansas City (10-26-80)

Most Rushing TDs

- 4 by **Barry Sanders at Minnesota** (11-24-91)
- 3 by **Barry Sanders vs. Tampa Bay** (9-29-91)
- by **Barry Sanders at Atlanta** (12-24-89)
- by James Jones vs. Green Bay (10-9-83)
- by Billy Sims at L.A. Rams (9-7-80)
- by Greg Landry at Chicago (10-1-72)
- by Jim Ninowski at L.A. Rams (10-30-60)
- by Ernie Caddel vs. Philadelphia (9-20-35)
- by Ernie Caddel vs. Pittsburgh (11-4-34)
- by Dutch Clark vs. Brooklyn (10-22-34)

GAME - PASSING

Most Attempts

- 50 by Eric Hipple at L.A. Rams (10-19-86)
- 49 by Harry Gilmer vs. New York (12-11-55)
- 48 by **Chuck Long vs. L.A. Rams** (12-6-87)
- by Eric Hipple at Cleveland (9-28-86)
- 47 by **Chuck Long vs. Green Bay** (10-25-87)
- 46 by Karl Sweetan at L.A. Rams (12-4-66)
- by Eric Hipple vs. Tampa Bay (9-21-86)
- 45 by Karl Sweetan vs. Green Bay (10-30-86)
- by Jim Ninowski at L.A. Rams (10-30-60)
- by Bobby Layne vs. Chicago Bears (11-5-50)
- by Bobby Layne vs. L.A. Rams (10-9-55)
- by Bobby Layne vs. San Francisco (10-30-55)
- by Greg Landry at Minnesota (10-9-77)
- by Gary Danielson vs. Philadelphia (11-4-84)
- by **Rodney Peete vs. Green Bay** (9-8-91)

Most Completions

- 33 by **Chuck Long vs. Green Bay** (10-25-87)
- by Eric Hipple at Cleveland (9-28-86)
- 31 by Eric Hipple vs. Tampa Bay (9-21-86)
- by Eric Hipple at L.A. Rams (10-19-86)

- 29 by Gary Danielson vs. Tampa Bay (12-14-80)
- 27 by Greg Landry at New Orleans (11-14-76)
- 26 by **Chuck Long vs. L.A. Rams** (12-6-87)
- by Gary Danielson vs. Minnesota (12-9-78)
- by Bill Munson vs. Baltimore (11-10-68)
- by Bobby Layne vs. L.A. Rams (10-9-55)
- 25 by Greg Landry vs. Minnesota (10-9-77)
- by Gary Danielson vs. Minnesota (9-23-84)
- by Gary Danielson at Green Bay (10-28-84)
- by Gary Danielson vs. Green Bay (11-22-84)

Most Consecutive Completions

- 11 by Gary Danielson vs. Green Bay (12-21-80)

Most Yards Gained

- 374 by Bobby Layne vs. Chicago Bears (11-5-50)
- 364 by Bobby Layne vs. Pittsburgh (9-27-53)
- 362 by **Chuck Long vs. Green Bay** (10-25-87)
- 360 by Gary Danielson vs. Tampa Bay (12-14-80)
- 352 by Gary Danielson vs. Minnesota (12-9-78)
- 347 by Gary Danielson vs. Minnesota (12-19-82)
- by Milt Plum vs. Los Angeles (11-1-64)
- 344 by Bob Gagliano at N.Y. Giants (9-17-89)
- 341 by Bobby Layne at Baltimore (12-3-50)
- 336 by Eric Hipple vs. Chicago (10-19-81)

Most Touchdown Passes

- 5 by Gary Danielson vs. Minnesota (12-9-78)
- 4 by eight players (Bobby Layne, 3 times; Eric Hipple, 2 times; once by Greg Landry, Earl Morrall, **Rodney Peete**, Milt Plum, Tobin Rote, Frank Sinkwich, Gary Danielson and Eric Hipple; **most recent, Rodney Peete vs. Chicago** (12-16-90))

Most Passes Had Intercepted

- 7 by Frank Sinkwich vs. Green Bay (10-24-43)
- 6 by Bobby Layne at Cleveland (12-26-54, title game)
- 5 by Jim Ninowski at Los Angeles (10-30-60)
- by Gary Danielson at St. Louis (12-3-78)
- by Eric Hipple at Minnesota (9-25-83)

GAME - RECEIVING**Most Passes Received**

- 12 by Cloyce Box at Baltimore (12-3-50)
by James Jones at Cleveland (9-28-86)
- 11 by Mel Farr vs. Minnesota (10-7-73)
by Billy Sims vs. San Francisco (11-2-80)
- 10 by nine players once by Ron Jessie,
Mel Farr, Charlie Sanders, Terry
Barr, Lew Carpenter, Bill Swiacki,
James Jones, Jason Phillips and
Robert Clark

Most Yards Gained

- 302 by Cloyce Box vs. Baltimore (12-3-50)
- 248 by Richard Johnson vs. New Orleans
(12-3-89)
- 202 by Cloyce Box vs. Dallas (12-13-52)
- 182 by Bob Mann vs. Green Bay (12-11-49)
- 179 by Leonard Thompson vs. Cleveland
(9-11-83)
- 172 by Cloyce Box vs. Chicago Bears
(12-7-52)
by Richard Johnson vs. N.Y. Giants
(9-17-89)

Most Receiving TDs

- 4 by Cloyce Box at Baltimore (12-3-50, from
Layne (3), Enke (1))
- 3 by Leonard Thompson vs. Minnesota
(12-9-78, from Danielson); vs.
Minnesota (9-23-84, from Danielson)
by Billy Gambrell at Atlanta (12-8-68, from
Munson)
by Terry Barr at San Francisco (11-3-63,
from Morrall)
by Howard Cassady vs. Baltimore
(10-11-59, from Rote)
by Jim Doran at San Francisco (11-3-57,
from Rote)
by Cloyce Box (three times in '52)

GAME - INTERCEPTIONS**Most Passes Intercepted**

- 4 by Don Doll at Chicago Cardinals
(10-23-49)
- 3 by 11 players (Don Doll, Yale Lary, Lem
Barney, Mike Lucci, 2 times; Jim David,
Gary Lowe, Joe Schmidt, Jack
Christiansen, Mike Weger, Dick Jauron
and Bobby Watkins, (11-1-53) once; —
most recent, Watkins (12-12-82)

Longest Return

- 102 by Bob Smith vs. Chicago Bears
(11-24-49)
- 100 by Vern Huffman vs. Brooklyn (10-17-37)
- 96 by Ray Crockett vs. Dallas (10-27-91)
- 95 by Dick Jauron at Chicago (11-18-73)
by Don Doll at Pittsburgh (10-8-49)
- 92 by Jack Christiansen at Los Angeles

GAME - SCORING**Most Points**

- 24 by Barry Sanders at Minnesota
(11-24-91)
by Cloyce Box at Baltimore (12-3-50)
- 21 by Doak Walker vs. Chicago Bears
(9-26-54)
- 20 by Garo Yepremian at Minnesota (11-13-66)
- 19 by Pat Harder vs. Los Angeles
(12-21-52, playoff game)
by Doak Walker vs. N.Y. Yanks (10-8-51)

Most Touchdowns (Total)

- 4 by Barry Sanders at Minnesota
11-24-91, all rushing)
by Cloyce Box at Baltimore (12-3-50, all rec.)
by Doak Walker at Baltimore (12-3-50)
by Dutch Clark vs. Brooklyn (10-22-34)

Most Touchdowns (Returning)

- 2 by Jack Christiansen vs. Los Angeles
(10-14-51); vs. Green Bay (11-22-51, all
punt returns)

Most Rushing TDs

(see GAME - RUSHING)

Most Passing TDs

(see GAME - PASSING)

Most Extra Points

- 8 by Jim Martin vs. Cleveland
(12-29-57, title game)
- 7 by Doak Walker vs. N.Y. Yanks (11-23-50)
by Doak Walker vs. Green Bay (11-22-51)

Most Field Goals

- 6 by Garo Yepremian at Minnesota (11-13-66)
- 5 by Eddie Murray at Green Bay (9-14-80)
- 4 by Bob Thomas at L.A. Rams (9-19-82)
by Errol Mann at San Francisco (11-2-69);
vs. Los Angeles (12-14-69); at Green Bay
(9-20-70) and vs. Green Bay (9-29-74)
by Benny Ricardo vs. Washington
(10-8-78); vs. San Francisco (12-17-78)
by Wayne Walker at San Francisco (9-13-64)

by Eddie Murray vs. Green Bay (11-27-86); at Minnesota (9-13-87); vs. Tampa Bay (12-17-89)

GAME - PUNTING

Most Punts

- 12 by Wilbur Summers at San Francisco (10-23-77)
 10 by Jim Arnold at Green Bay (12-15-91)
 by Lem Barney vs. Minnesota (11-27-69)
 by Jerry DePoyster at Los Angeles (11-3-68)
 by George Grimes at Chicago Bears (10-17-48)
 by Mike Black vs. L.A. Raiders (12-10-84)

GAME - PUNT RETURNS

Most Returns

- 8 by Ray Williams vs. Tampa Bay (12-14-80)
 by Eddie Payton vs. Tampa Bay (11-20-77)
 7 by Walter Stanley vs. New Orleans (12-3-89)
 7 by Robbie Martin at Minnesota (10-21-84)

Most Yards Returned

- 184 by Tom Watkins vs. San Francisco (10-6-63)
 175 by Jack Christiansen vs. Green Bay (11-22-51)
 140 by Robbie Martin vs. Pittsburgh (11-24-83)
 119 by Jack Christiansen vs. Los Angeles (10-14-51)
 113 by Pat Studstill at Los Angeles (11-4-62)
 109 by Pete Mandley vs. Atlanta (12-21-86)

- 105 by Eddie Payton vs. Minnesota (12-17-77)
 104 by Walter Stanley at Green Bay (11-12-89)
 103 by Dick Jauron vs. Chicago (11-24-74)
 101 by Wally Triplett vs. New York (12-4-49)

GAME - KICKOFF RETURNS

Most Returns

- 7 by Gary Lee vs. Green Bay (10-25-87)
 by John Arnold at Atlanta (10-5-80)
 by Joe Watt at Chicago Cardinals (11-7-48)
 6 by Walter Stanley at Houston (11-5-89)
 by Mel Gray vs. Chicago (9-24-89)
 by Lem Barney vs. Philadelphia (12-5-71)
 by Herman Hunter vs. Green Bay (11-27-86)
 5 by 11 players (Alvin Hall, 3 times; Jim Steffen, Pat Studstill, Jimmie Jones, Rick Kane, Ken Callicutt, Jack Christiansen, Howard Cassady, Robbie Martin, Ken Jenkins and Mel Gray; most recent, Gray at San Fran. 10-20-91)

Most Yards Returned

- 294 by Wally Triplett at Los Angeles (10-29-50)
 184 by Eddie Payton vs. Minnesota (12-17-77)
 177 by Tom Watkins at Green Bay (11-7-65)
 170 by Lem Barney vs. Philadelphia (12-5-71)
 165 by Mel Gray vs. Chicago (9-24-89)
 160 by John Arnold vs. Green Bay (12-15-79)
 155 by Bobby Williams at Minnesota (11-15-70)
 147 by Alvin Hall vs. Chicago (12-22-85)
 141 by Gary Lee vs. Green Bay (10-25-87)
 138 by Earl Girard at Los Angeles (11-1-53)

LIONS' LONGEVITY LOG

Rank	Player	Yrs	Games	Rank	Player	Yrs	Games
1	Wayne Walker	15	200	14	Ed Flanagan	10	139
2	Dick LeBeau	14	185	15	Bob Kowalkowski	11	138
3	Leonard Thompson	12	175	16	Charlie Weaver	10	135
4	Ed Murray	12	174	17	John Gordy	10	134
5	Paul Naumoff	12	168	18	Yale Lary	11	133
6	Darris McCord	13	168	19	Doug English	10	131
7	Larry Hand	13	164	20	Charlie Sanders	10	128
8	Alex Karras	12	161	21	Jim Martin	11	126
9	Joe Schmidt	13	154	22	Curtis Green	9	124
10	Dexter Bussey	11	150	23	Horace King	9	123
11	William Gay	10	146	24	Rockne Freitas	10	121
12	Lem Barney	11	140				
	Jim Gibbons	11	140				

Lions' Team Records

(1934-1991)

SEASON—RUSHING

Most Attempts

596	1981
572	1980
532	1971, 1975
524	1978
516	1976
514	1970
513	1983
507	1956
496	1973
489	1962
479	1977
474	1969

Most Yards Gained

2,885	1936
2,795	1981
2,763	1934
2,599	1980
2,376	1971
2,213	1976
2,181	1983
2,163	1978
2,147	1975
2,133	1973
2,127	1970
2,074	1937

SEASON—PASSING

Most Attempts

531	1984
509	1987
503	1983
500	1986
477	1988
462	1985
460	1990
459	1991
456	1966
452	1979
450	1989
436	1981
429	1978

Most Completions

298	1984
286	1986
275	1987
263	1983
254	1985
252	1991

248	1980
247	1978
242	1990
239	1966
229	1989
228	1981
218	1979

Most Yards Gained

3,787	1984
3,328	1990
3,316	1985
3,282	1989
3,150	1987
3,138	1981
3,107	1986
2,974	1991
2,955	1983
2,941	1980
2,825	1954
2,775	1979
2,772	1950

SEASON—PENALTIES

Most Times Penalized

138	1984
125	1978
121	1989
118	1983
112	1981
110	1979
104	1985, 1980
97	1976
95	1975

Most Yards Penalized

1,165	1984
1,003	1978
997	1981
988	1983
977	1989
931	1966
897	1979
844	1980
838	1975
819	1976

SEASON—INTS.

Most Passes Intercepted

38	1953
33	1952
32	1949

31	1950
30	1954

Most Yards Gained

663	1953
656	1949
522	1973
477	1952
470	1963

SEASON—SCORING

Most Points

397	1981
373	1990
347	1983
347	1970
344	1952
339	1991
339	1972
337	1954
336	1951

Most Touchdowns

46	1990
46	1981
44	1951
43	1954
43	1952
43	1950
42	1963
41	1970

Least Points Allowed

176	1982
177	1962
188	1969
188	1956
189	1954
192	1952

SEASON—TOTAL OFFENSE

Most Yards Gained

5,933	1981
5,540	1980
5,318	1984
5,136	1983
4,992	1989
4,984	1990
4,781	1991
4,577	1971
4,555	1986
4,503	1962

Most Offensive Plays

1,076	1981
1,061	1983
1,040	1980
1,037	1984
1,011	1986
1,001	1978
967	1985
944	1979
939	1976
937	1991

First Downs

340	1981
315	1983
308	1980
306	1984
287	1986
281	1990
280	1991
274	1989
270	1987
269	1985, 1976

**SEASON—
TOTAL DEFENSE****Least Yards Allowed**

2,722	1982
3,084	1969
3,217	1962
3,245	1952
3,365	1957
3,397	1960

Least Offensive Plays *

749	1956
753	1965
756	1971, 1970
768	1969, 1957
781	1959
783	1967

Least First Downs *

162	1982
180	1962
181	1956
182	1969
186	1970
194	1963, 1953

* since 1948

GAME—RUSHING**Most Attempts**

59	at Pittsburgh, 11-9-52
57	vs. Atlanta, 10-3-71
56	vs. Green Bay, 10-28-73
	at Green Bay, 10-6-57
54	at Green Bay, 10-12-86
	at Green Bay, 11-20-83
53	vs. Pittsburgh, 9-24-50

Most Yards Gained

426	vs. Pittsburgh, 11-4-34
377	vs. New York Yanks, 11-23-50
330	at Los Angeles, 9-7-80
321	at Pittsburgh, 11-9-52
306	vs. New Orleans, 9-25-77

GAME—PASSING**Most Attempts**

57	vs. Chicago, 10-9-88
50	at L.A. Rams, 10-19-86
	vs. Denver, 10-7-84
49	vs. New York, 12-11-55
48	vs. L.A. Rams, 12-6-87
	at Cleveland, 9-28-86
47	vs. Green Bay, 10-25-87
	vs. Chicago, 12-22-85
	at Minnesota, 10-9-77
	vs. Los Angeles, 10-9-55
46	vs. Pittsburgh, 10-8-89
	vs. Tampa Bay, 9-21-86
	at Los Angeles, 12-4-66
	vs. San Francisco, 10-30-55

Most Completions

33	vs. Green Bay, 10-25-87
	at Cleveland, 9-21-86
31	vs. Tampa Bay, 9-21-86
	at L.A. Rams, 10-19-86
29	vs. Tampa Bay, 12-14-80
27	at Green Bay, 10-6-85
	at Seattle, 12-2-84
	at New Orleans, 11-14-76
	vs. Los Angeles, 10-9-55
26	vs. L.A. Rams, 12-6-87
	vs. Minnesota, 12-9-78
	at Minnesota, 10-9-77

Most Net Yards Gained

375	at Pittsburgh, 9-17-53
374	vs. Chicago, 11-5-50
370	vs. San Francisco, 11-17-57

350	vs. Minnesota, 12-9-78
347	vs. Green Bay, 11-22-84
345	at Baltimore, 12-4-50

GAME—SCORING**Most Points**

52	at Green Bay, 10-26-52
	vs. Green Bay, 11-22-51
49	vs. New York Yanks, 11-23-50
48	vs. Chicago, 10-19-81
	vs. San Francisco, 11-14-54
	vs. Chicago Bears, 9-26-54
	vs. Green Bay, 11-27-52

Most Touchdowns

7	at Green Bay, 10-26-52
	vs. Green Bay, 11-22-51
	vs. New York Yanks, 11-23-50
6	vs. Pittsburgh, 11-24-83
	vs. Minnesota, 12-9-78

GAME—INTS.**Most Passes Intercepted**

8	vs. Chicago, 9-22-68
7	at Los Angeles, 10-26-58
	at Green Bay, 10-17-50
6	six times, most recent: vs. San Francisco, 11-4-73

Most Yards Gained

192	at Chicago, 11-18-73
	(5 int.)
142	vs. San Francisco, 11-4-73
140	at Cleveland, 10-18-70
	(5 int.)
130	at Los Angeles, 10-26-50
128	at Chicago Cardinals, 10-23-49

**GAME—
TOTAL OFFENSE****Most Yards Gained**

582	vs. NY Yanks, 11-23-50
539	vs. Green Bay, 11-22-84
538	at Baltimore, 12-4-50
517	vs. Dallas, 12-13-52
515	vs. San Francisco, 11-17-57
509	at San Francisco, 11-3-63

Most Offensive Plays

- 92 at Green Bay, 11-23-50
(overtime) (54 rush, 38 pass)
- 91 at Chicago, 11-22-53
(47 rush, 44 pass)
- 86 vs. Philadelphia, 11-4-84
(overtime) (38 rush, 48 pass)
- 83 vs. Cleveland, 11-2-52
vs. Boston, 10-9-48
(38 rush, 45 pass)
- 82 at Green Bay, 10-11-87
(overtime) (42 rush, 40 pass)
vs. Los Angeles, 10-12-58
(50 rush, 32 pass)

GAME—**TOTAL DEFENSE****Least Yards Allowed**

- 14 at Chicago Cardinals,
9-15-40
- 24 at Chicago, 11-22-81
- 61 vs. San Francisco,
10-6-63
- 63 at Green Bay, 10-28-73
- 68 at Green Bay, 11-7-65
- 69 at Baltimore, 11-6-54
- 75 vs. Chicago, 10-28-62
- 79 vs. Chicago, 12-9-73

GAME—TOTAL**DEFENSE/RUSHING****Least Yards Allowed**

- 3 at Pittsburgh, 11-9-52
- 4 at Indianapolis, 9-22-91
- 22 at Los Angeles, 11-4-62
- 25 vs. Pittsburgh, 12-9-56
- 29 at Chicago, 10-18-64

GAME—TOTAL**DEFENSE/PASSING****Least Yards Allowed**

- 31 at Tampa Bay, 9-9-78
- 20 at Chicago, 11-22-81
- 10 vs. San Francisco, 10-6-63
- 2 at Green Bay, 11-7-65
- 0 at Green Bay, 11-1-71
- 1 at San Francisco, 11-2-69
- 3 vs. Green Bay, 10-28-73
- 4 at Cleveland, 12-19-54

GAME—TOTAL**DEFENSE/SACKS****Most Quarterback Sacks**

- 11 at Philadelphia, 11-16-86
at Green Bay, 11-7-65
vs. Green Bay, 11-22-62

Most Yards Sacked

- 109 at Green Bay, 11-7-65



In 12 seasons with the Lions, Eddie Murray scored a club-record 1,113 points on 244 field goals and 384 extra points.

Miscellaneous Records

QUARTERBACK SACKS (team)

Most By Lions' Defense — Season

No. of Sacks	Yards Lost	Year
55	482	1978
50	482	1964
49	411	1965
47	393	1988
47	373	1981

Most By Lions' Defense — Game

No. of Sacks	Yards Lost	Opponent	Year
11	83	Green Bay	1962
11	109	at Green Bay	1965
11	69	at Philadelphia	1986
10	66	at Atlanta	1968
9	69	at Green Bay	1982

Given Up by Lions' Offense — Season

No. of Sacks	Yards Lost	Year
67	490	1976
61	486	1984
57	343	1989
54	441	1977
53	378	1985
52	410	1988

FIRST DOWNS

Most by Lions' — Game

Total	Rushing	Passing	Penalty	vs. Opponent	Year
33	18	15	0	Green Bay	1984
30	17	11	2	Washington	1951
29	11	16	2	Minnesota	1981
29	15	13	1	San Diego	1978
29	15	14	0	Cleveland	1967

Most by Both Teams

Total	#Detroit	#Opponent	Year
51	12	(39) Washington	1990
51	21	(30) at San Diego	1984
50	20	(30) at Green Bay	1984
50	28	(22) at Atlanta	1984

Most Passing First Downs by Lions — Game

First Downs	Opponent	Year
19	Green Bay	1987
19	at L.A. Rams	1986
18	at San Francisco	1954
18	Chicago	1950

Most Rushing First Downs by Lions — Game

First Downs	Opponent	Year
18	Green Bay	1984
18	at L.A. Rams	1980
18	Washington	1951

Most Penalty First Downs by Lions — Game

First Downs	Opponent	Year
6	Dallas	1987
6	at San Francisco	1977
5 (4 times)	- most recent, Tampa Bay ('91)	

TURNOVERS

Most Fumbles by Lions — Game

Fumbles	Opponent	Year
10	Minnesota	1967
8	Chi. Cardinals	1940
7	at Cincinnati	1983
7	at Minnesota	1980

Most Fumbles Lost by Lions — Game

Fumbles Lost	Opponent	Year
6	at Minnesota	1963
5 (3 times)	- most recent, Minnesota ('67)	

Most Interceptions Thrown by Lions — Game

Interceptions Thrown	Opponent	Year
9	Green Bay	1943
7	Denver	1984
7	at Cleveland	1944
7	Chicago	1942
6	Chicago	1954

Most Combined Turnovers by Lions — Game

No. Turnovers	Opponent	Year
10 (7 int., 3 fumb.)	Denver	1984
10 (9 int., 1 fumb.)	Green Bay	1943

TAKEAWAYS

Most Combined Takeaways by Lions — Game

No. Takeaways	Opponent	Year
10 (5 int., 5 fumb.)	Minnesota	1962
8 (6 int., 2 fumb.)	at Seattle	1976
8 (6 int., 2 fumb.)	Washington	1965
7 (3 int., 4 fumb.)	San Francisco	1978

Most Fumbles Recovered by Lions — Game

No. Recovered	Opponent	Year
6	Green Bay	1952
6	Cleveland	1940

Most Interceptions by Lions — Game

No. Ints.	Opponent	Year
8	Chicago	1968
7	at Green Bay	1950
6 (4 times)	- most recent, at Seattle ('76)	

Lions' High Water Marks

TOP TEN GAMES—RUSHING

Most Yards Rushing	Opponent	Year
426	Pittsburgh	1934
377	N.Y. Yanks	1950
330	at L.A. Rams	1980
321	at Pittsburgh	1952
306	New Orleans	1977
277	at Minnesota	1967
273	San Diego	1978
267	at Minnesota	1991
266	at Green Bay	1970
265	Pittsburgh	1950

TOP TEN GAMES—PASSING

Most Yards Passing	Opponent	Year
375	Pittsburgh	1953
374	Chicago	1950
370	San Francisco	1957
353	Green Bay	1984
352	Minnesota	1978
349	at San Francisco	1954
345	at Baltimore	1950
344	at N.Y. Giants	1989
343	New Orleans	1989
336	Green Bay	1987
335	Baltimore	1954
332	Tampa Bay	1980

TOP TEN GAMES—TOTAL YARDS

Total Yards	Rushing Yards	Passing Yards	Opponent	Year
582	377	205	N.Y. Yanks	1950
539	186	353	Green Bay	1984
538	193	345	at Baltimore	1950
517	226	291	at Dallas	1952
515	145	370	San Francisco	1957
509	201	308	at San Francisco	1963
507	155	352	Minnesota	1978
499	222	277	at Washington	1981
494	330	164	at L.A. Rams	1980
485	159	326	Chicago	1981

FEWEST YARDS ALLOWED — OPPONENTS

Total Yards	Rushing Yards	Passing Yards	Opponent	Year
14	(not available)		at Chi. Cards	1940
24	44	-20	at Chicago	1981
60	18	42	Minnesota	1988
61	71	-10	San Francisco	1963
63	60	3	Green Bay	1973
68	70	-2	at Green Bay	1965
69	(not available)		at Baltimore	1954
75	60	15	Chicago	1962
79	46	33	Chicago	1973

MOST YARDS GAINED — OPPONENTS

Total Yards	Rushing Yards	Passing Yards	Opponent	Year
676	194	482	Washington	1990
566	310	256	Kansas City	1990
554	102	452	Dallas	1985
553	198	355	at Minnesota	1988
546	99	447	at Cincinnati	1989
542	219	323	Chicago	1989
542	161	381	at Dallas	1968
535	316	219	Baltimore	1958
512	284	228	at Oakland	1974
505	233	272	at San Francisco	1991

TOP TEN GAMES — POINTS SCORED

Date	Detroit Score	Opponent Score
12-29-57	Lions, 59	Cleveland, 14
11-22-51	Lions, 52	Green Bay, 35
10-26-52	Lions, 52	Green Bay, 17
11-23-50	Lions, 49	N.Y. Giants, 14
11-27-52	Lions, 48	Green Bay, 24
9-26-54	Lions, 48	Chicago, 23
11-14-54	Lions, 48	San Francisco, 7
10-19-81	Lions, 48	Chicago, 17

(Lions have scored 45 points 13 times)

TOP FIVE SEASONS — FIRST DOWNS

Year	Total	Rushing	Passing	Penalty
1981	340	167	150	23
1983	315	136	156	23
1980	308	143	143	22
1984	306	118	170	18
1986	287	100	156	31

FIRST DOWN RUSHING

Year	First Downs Rushing
1981	167
1980	143
1983	136
1971	131
1976	123

FIRST DOWNS PASSING

Year	First Downs Passing
1984	170
1987	156
1986	156
1983	156
1990	152

FIRST DOWNS PENALTY

Year	First Downs Penalty
1971	34
1987	33
1986	31
'83, '81, '78, '72, '70	23

Lions' Longest Plays

RUSHING PLAY

- 96 yards (TD) by Bob Hoernschemeyer vs. N.Y. Yanks (11-23-50)
- 85 yards (TD) by Bob Hoernschemeyer vs. Green Bay (11-22-51)
- 81 yards by Billy Sims at San Diego (9-30-84)
- 80 yards (TD) by Wally Triplett at Green Bay (10-30-49)
- 78 yards by Elmer Hackney vs. Pittsburgh (11-8-42)
- 76 yards by Greg Landry at Green Bay (9-20-70)

PASSING PLAY

- *99 yards (TD) by Karl Sweetan to Pat Studstill at Baltimore (10-16-66)
- 97 yards (TD) by Bobby Layne to Cloyce Box vs. Green Bay (11-26-53)
- 94 yards (TD) by Eric Hipple to Leonard Thompson vs. Chicago (10-19-81)
- 92 yards (TD) by Milt Plum to Dan Lewis at Cleveland (11-15-64)
- 88 yards (TD) Dave Ryan to John Greene vs. Pittsburgh (11-10-46)
- 87 yards (TD) Gary Danielson to Billy Sims at Green Bay (9-14-80 in Milw.)

KICKOFF RETURN

- 104 yards (TD) by Terry Barr (92) and Gene Gedman (12) at Los Angeles (10-26-58)
- 102 yards (TD) by Ron Jessie vs. Chicago (10-24-71)
- 101 yards (TD) by Bill Jefferson vs. Chicago Bears (11-23-41)
- 100 yards (TD) by Pat Studstill vs. Chicago (9-26-61)
- 98 yards (TD) by Ned Mathews vs. Philadelphia/Pittsburgh (11-21-43)
- 98 yards (TD) by Lem Barney at Los Angeles (11-3-68)
- 98 yards (TD) by Eddie Payton vs. Minnesota (12-17-77)
- 96 yards (TD) by Alvin Hall at Green Bay (12-12-82)

PUNT RETURN

- 90 yards (TD) by Tommy Watkins vs. San Francisco (10-6-63)
- 89 yards (TD) by Jack Christiansen vs. Green Bay (11-22-51)
- 87 yards (TD) by Eddie Payton vs. Minnesota (12-17-77)
- 84 yards (TD) by Bill Dudley at Chicago Bears (10-19-47)

INTERCEPTION RETURN

- *102 yards (TD) by Bob Smith vs. Chicago Bears (11-24-49)
- 100 yards (TD) by Vern Huffman vs. Brooklyn (10-17-37)
- 96 yards (TD) by Ray Crockett vs. Dallas (10-27-91)
- 95 yards (TD) by Dick Jauron at Chicago (11-18-73)
- 95 yards (TD) by Don Doll at Pittsburgh (10-8-49)
- 92 yards (TD) by Jack Christiansen at Los Angeles (11-1-53)
- 90 yards (TD) by Devon Mitchell vs. Green bay (12-4-88)
- 90 yards by Bob Smith at Pittsburgh (11-9-52)

PUNT

- 81 yards by Bill DeCorrevont at Washington (10-6-46)
- 78 yards by Pat Studstill vs. Green Bay (10-8-67)
- 75 yards by Bob Smith vs. N.Y. Yanks (10-8-51)
- 74 yards by Tom Skladany vs. Oakland (9-27-81)
- 74 yards by Yale Lary at San Francisco (9-13-64)
- 72 yards by Larry Swider vs. Minnesota (9-30-79)
- 69 yards by Jim Arnold at Green Bay (11-20-88)
- 69 yards by Herman Weaver at Chicago (9-12-76)

FIELD GOAL

- 54 yards by Eddie Murray at Cincinnati (12-11-83)
- 54 yards by Glenn Presnell at Green Bay (10-7-34)
- 53 yards by Eddie Murray vs. Chicago (10-19-81); vs. L.A. Rams (12-6-87)
- 52 yards by Eddie Murray vs. L.A. Rams (9-7-80); vs. Chicago (12-16-84); vs. Chicago (12-15-86)
- 52 yards by Errol Mann at St. Louis (12-2-73)
- 52 yards by Jim Martin vs. Baltimore (10-23-60)
- 51 yards by Eddie Murray vs. Minnesota (11-17-85); at L.A. Rams (10-2-83); vs. Tampa Bay (9-21-86)
- 51 yards by Jim Martin vs. Baltimore (10-23-60)
- 50 yards by Eddie Murray at Minnesota (11-24-91); at Minnesota (10-8-89); vs. Miami (10-27-85); at Washington (11-8-81); at Tampa Bay (10-4-81)
- 50 yards by Errol Mann at Minnesota (10-26-69); vs. Cincinnati (9-27-70); vs. Green Bay (12-20-70)

(*NFL Record)

Lions' Seasonal Leaders

(1934-1991)

RUSHING

Year	Player	Att.	Yds.
1991	Barry Sanders	*342	*1548
1990	Barry Sanders	255	1304
1989	Barry Sanders	280	1470
1988	Garry James	182	552
1987	James Jones	96	342
1986	James Jones	252	903
1985	James Jones	244	886
1984	Billy Sims	130	687
1983	Billy Sims	220	1040
1982	Billy Sims	172	639
1981	Billy Sims	296	1437
1980	Billy Sims	313	1303
1979	Dexter Bussey	144	625
1978	Dexter Bussey	225	924
1977	Horace King	155	521
1976	Dexter Bussey	196	858
1975	Dexter Bussey	157	696
1974	Altie Taylor	150	532
1973	Altie Taylor	176	719
1972	Altie Taylor	154	658
1971	Steve Owens	246	1035
1970	Mel Farr	166	717
1969	Bill Triplett	111	377
1968	Mel Farr	128	597
1967	Mel Farr	206	860
1966	Tom Nowatzke	151	512
1965	Amos Marsh	131	495
1964	Nick Pietrosante	147	536
1963	Dan Lewis	133	528
1962	Dan Lewis	120	488
1961	Nick Pietrosante	201	841
1960	Nick Pietrosante	161	872
1959	Nick Pietrosante	76	447
1958	Tobin Rote	77	351
1957	John Henry Johnson	129	621
1956	Gene Gedman	135	479
1955	Lew Carpenter	137	543
1954	Lew Carpenter	104	476
1953	Bob Hoernschemeyer	101	482
1952	Bob Hoernschemeyer	106	457
1951	Bob Hoernschemeyer	132	678
1950	Bob Hoernschemeyer	84	471
1949	Bill Dudley	125	402
1948	Camp Wilson	157	612
1947	Camp Wilson	89	412
1946	Camp Wilson	64	207
1945	Bob Westfall	82	234
1944	Frank Sinkwich	150	563
1943	Frank Sinkwich	93	266
1942	Mickey Sanzotta	71	268
1941	Whizzer White	89	238
1940	Whizzer White	146	514
1939	Bill Shepherd	85	420
1938	Bill Shepherd	100	455
1937	Dutch Clark	96	468
1936	Ace Gutowsky	191	827
1935	Ernie Caddel	87	450
1934	Dutch Clark	122	7632

PASSING

Year	Player	Att.	Comp.	Yds.
1991	Erik Kramer	265	136	1635
1990	Rodney Peete	271	142	1974
1989	Bob Gagliano	232	117	1671
1988	Rusty Hilger	306	126	1558
1987	Chuck Long	416	232	2598
1986	Eric Hipple	305	192	1919
1985	Eric Hipple	406	223	2952
1984	Gary Danielson	410	*252	3076
1983	Eric Hipple	387	204	2577
1982	Gary Danielson	197	100	1343
1981	Eric Hipple	279	140	2358
1980	Gary Danielson	*417	244	*3223
1979	Jeff Komlo	368	183	2238
1978	Gary Danielson	351	199	2294
1977	Greg Landry	240	135	1359
1976	Greg Landry	291	168	2191
1975	Joe Reed	191	86	1181
1974	Bill Munson	292	166	1874
1973	Bill Munson	187	95	1129
1972	Greg Landry	268	134	2066
1971	Greg Landry	261	136	2237
1970	Greg Landry	136	83	1072
1969	Bill Munson	166	84	1062
1968	Bill Munson	329	181	2311
1967	Milt Plum	172	86	925
1966	Karl Sweetan	309	157	1809
1965	Milt Plum	308	143	1710
1964	Milt Plum	287	154	2241
1963	Earl Morrall	328	174	2621
1962	Milt Plum	325	179	2378
1961	Jim Ninowski	247	117	1921
1960	Jim Ninowski	238	134	1599
1959	Earl Morrall	137	65	1102
1958	Tobin Rote	257	118	1678
1957	Bobby Layne	179	87	1169
1956	Bobby Layne	244	129	1909
1955	Bobby Layne	270	143	1830
1954	Bobby Layne	246	135	1818
1953	Bobby Layne	273	125	2088
1952	Bobby Layne	287	139	1999
1951	Bobby Layne	332	152	2403
1950	Bobby Layne	336	152	2323
1949	Fred Enke	142	63	793
1948	Fred Enke	221	100	1328
1947	Clyde LeForce	175	94	1384
1946	Dave Ryan	154	73	965
1945	Chuck Fenenbock	110	45	752
1944	Frank Sinkwich	148	58	1060
1943	Frank Sinkwich	126	50	699
1942	Harry Hopp	68	20	258
1941	Whizzer White	62	22	338
1940	Whizzer White	80	35	461
1939	Dwight Sloan	102	45	658
1938	Vern Huffman	85	27	382
1937	Bill Shepherd	46	19	297
1936	Dutch Clark	71	38	467
1935	Bill Shepherd	64	28	417
1934	Dutch Clark	49	23	383

* indicates Detroit record

RECEIVING

Year	Player	No.	Yds.
1991	Brett Perriman	52	668
1990	Richard Johnson	64	727
	Robert Clark	53	932
1989	Richard Johnson	70	1091
1988	Pete Mandley	44	617
1987	Pete Mandley	58	720
1986	James Jones	54	334
	Jeff Chadwick	53	995
1985	Leonard Thompson	51	736
1984	James Jones	*77	662
1983	James Jones	46	467
1982	Billy Sims	34	342
1981	Fred Scott	53	1022
1980	Fred Scott	53	834
1979	Fred Scott	62	929
1978	David Hill	53	633
1977	Horace King	40	238
1976	Ray Jarvis	39	822
1975	Charlie Sanders	37	486
1974	Ron Jessie	54	761
1973	Charlie Sanders	28	433
1972	Altie Taylor	29	250
1971	Steve Owens	32	350
1970	Charlie Sanders	40	544
1969	Charlie Sanders	42	656
1968	Earl McCullouch	40	680
1967	Mel Farr	39	317
1966	Pat Studstill	67	*1266
1965	Pat Studstill	28	389
1964	Terry Barr	57	1030
1963	Terry Barr	66	1086
1962	Gail Codgill	45	566
1961	Gail Codgill	53	991
1960	Jim Gibbons	51	604
1959	Jim Gibbons	31	431
1958	Dave Middleton	29	506
1957	Jim Doran	33	624
1956	Dave Middleton	39	606
1955	Dave Middleton	44	663
1954	Dorne Dibble	46	768
1953	Doak Walker	30	502
1952	Cloyce Box	42	924
1951	Leon Hart	35	544
1950	Cloyce Box	50	1009
1949	Bob Mann	66	1014
1948	Joe Margucci	36	450
1947	Johnny Greene	38	621
1946	Johnny Greene	20	289
1945	Johnny Greene	26	550
1944	Jack Matheson	23	361
1943	Harry Hopp	17	229
1942	Bill Fisk	15	177
1941	Bill Fisk	9	140
1940	Lloyd Cardwell	20	349
1939	Monk Moscrip	14	176
1938	Lloyd Cardwell	9	138
1937	Ernie Caddel	9	80
1936	Ernie Caddel	19	150
1935	Ernie Caddel	10	171
1934	Harry Ebbing	9	257

SCORING

Year	Player	TD	FG	XP	Tot.
1991	Barry Sanders	*17	0	0	102
1990	Barry Sanders	13	0	0	96
1989	Eddie Murray	0	20	36	96
1988	Eddie Murray	0	20	22	82
1987	Eddie Murray	0	20	21	81
1986	Eddie Murray	0	18	31	85
1985	Eddie Murray	0	26	31	109
1984	Eddie Murray	0	20	31	91
1983	Eddie Murray	0	25	38	113
1982	Eddie Murray	0	11	16	49
1981	Eddie Murray	0	25	*46	121
1980	Eddie Murray	0	*27	35	116
1979	Benny Ricardo	0	10	25	55
1978	Benny Ricardo	0	20	32	92
1977	Steve Mike-Mayer	0	8	19	43
1976	Benny Ricardo	0	10	19	49
1975	Errol Mann	0	14	29	67
1974	Errol Mann	0	23	23	92
1973	Errol Mann	0	13	14	53
1972	Errol Mann	0	20	38	98
1971	Errol Mann	0	22	37	103
1970	Errol Mann	0	20	31	101
1969	Errol Mann	0	25	26	101
1968	Mel Farr	7	0	0	42
	Bill Gambrell	7	0	0	42
1967	Mel Farr	6	0	0	36
	Tom Nowatzke	6	0	0	36
1966	Garop Yepremian	0	13	11	50
1965	Wayne Walker	0	8	33	57
1964	Wayne Walker	0	14	32	74
1963	Terry Barr	13	0	0	78
1962	Wayne Walker	0	9	37	64
1961	Jim Martin	0	15	25	70
1960	Jim Martin	0	13	26	65
1959	Howard Cassidy	5	0	0	30
1958	Jim Martin	0	7	28	49
1957	Bobby Layne	0	6	25	43
1956	Bobby Layne	5	12	33	99
1955	Doak Walker	7	9	27	96
1954	Doak Walker	5	11	43	106
1953	Doak Walker	5	12	27	93
1952	Cloyce Box	15	0	0	90
1951	Doak Walker	6	6	43	97
1950	Doak Walker	11	8	38	*128
1949	Bill Dudley	6	5	30	81
1948	Bill Dudley	7	0	0	42
1947	Bill Dudley	11	0	0	66
1946	Bob Cifers	4	0	0	24
1945	Bob Westfall	9	0	0	54
1944	Frank Sinkwich	6	2	24	66
1943	Harry Hopp	9	0	0	54
1942	Elmer Hackney	2	0	0	12
1941	Whizzer White	4	0	0	24
1940	Whizzer White	5	0	2	32
1939	Chuck Hanneman	2	4	5	29
1938	Lloyd Cardwell	5	0	0	30
1937	Dutch Clark	6	1	6	45
1936	Dutch Clark	7	4	19	73
1935	Dutch Clark	6	1	16	55
1934	Dutch Clark	8	4	13	73

* Indicates Detroit record

Year-By-Year League & Conference Rankings

(L - league ranking; C - conference ranking)

Offense

Year	NFL Rank	NFC Rank	Yds. Rush/ Ranking	Yds. Pass/ Ranking
1991	17	9	1923/10L/5C	2858/22L/11C
1990	14	8	1929/11L/5C	3055/14L/8C
1989	18	9	2053/8L/4C	2939/26L/13C
1988	28	14	1243/27L/14C	2162/28L/14C
1987	12	26	1435/25L/22C	2956/17L/9C
1986	24	11	1771/15L/11C	2784/19L/7C
1985	28	14	1538/26L/13C	2938/22L/10C
1984	12	7	2017/14L/8C	3301/13L/8C
1983	18	10	2181/12L/8C	2955/22L/12C
1982	24	13	1022/16L/9C	1512/22L/11C
1981	3	1	2795/11L/1C	3138/17L/8C
1980	7	3	2599/3L/2C	2941/18L/10C
1979	26	13	1677/25L/14C	2336/23L/12C
1978	21	8	2163/17L/6C	2302/19L/8C
1977	26	12	1706/25L/12C	1518/24L/10C
1976	14	5	2213/11L/5C	2140/14L/5C
1975	15	8	2147/9L/4C	2240/21L/11C
1974	19	9	1433/24L/12C	2220/11L/5C
1973	13	7	2133/9L/4C	1913/17L/10C
1972	15	7	2021/12L/8C	2134/14L/8C
1971	4	3	2376/2L/1C	2201/12L/8C
1970	15	8	2127/22L/2C	1857/11C

(prior to 1970, the NFL and AFL operated as separate leagues)

1969	16		1755/6L	1600/15L
1968	13		1702/12L	2320/9L
1967	15		1907/3L	1631/15L
1966	10		1429/12L	2424/12L
1965	14		1469/11L	1834/13L
1964	6		1414/11L	2558/6L
1963	8		1601/10L	2723/10L
1962	7		1922/4L	2581/9L
1961	9		1868/8L	2544/12L
1960	8		1714/4L	1678/10L
1959	11		1792/5L	1664/12L
1958	12		1360/11L	1869/10L
1957	3		1811/4L	2029/3L
1956	3		2011/5L	2195/3L
1955	4		1477/10L	2410/2L
1954	3		1608/6L	2825/3L
1953	5		1812/3L	2146/6L
1952	3		1780/4L	2208/4L
1951	3		1841/6L	2500/4L
1950	3		1626/11L	2772/3L
1949	6		1381/9L	2291/4L
1948	7		1360/8L	2288/4L

Defense

Year	NFL Rank	NFC Rank	Yds. Rush/ Ranking	Yds. Pass/ Ranking
1991	15	10	1747/17L/10C	3286/19L/11C
1990	28	14	2388/27L/14C	3346/20L/10C
1989	18	9	1621/8L/7C	3916/27L/13C
1988	18	12	2037/17L/12C	3279/15L/8C
1987	24	13	2070/23L/13C	3203/19L/9C
1986	15	12	2349/26L/13C	2800/4L/4C
1985	18	14	2685/27L/14C	2906/5L/4C
1984	17	11	1808/8L/5C	3511/21L/11C
1983	11	5	2104/16L/10C	3112/11L/4C
1982	9	6	854/4L/1C	1868/18L/10C
1981	4	4	1623/11L/1C	3223/13L/6C
1980	3	2	1599/11L/1C	2934/9L/5C
1979	11	6	2515/25L/12C	2442/2L/2C
1978	7	5	2184/14L/7C	2299/6L/4C
1977	8	5	1905/14L/7C	1867/7L/6C
1976	3	2	1901/9L/4C	1688/2L/2C
1975	8	4	1929/11L/6C	2071/7L/4C
1974	20	12	2102/20L/12C	4338/17L/10C
1973	13	6	2117/16L/7C	1788/10L/4C
1972	19	10	2204/21L/11C	2004/9L/5C
1971	11	6	1842/15L/7C	2017/8L/4C
1970	2	2	1152/1L/1C	2296/15L/10C

1969	2		1755/4L	1600/3L
1968	4		1680/5L	2157/5L
1967	3		1795/10L	1733/2L
1966	11		2006/12L	2408/7L
1965	1		1444/3L	2097/2L
1964	5		1638/5L	2424/5L
1963	3		1564/2L	2197/5L
1962	1		1231/1L	1986/3L
1961	3		1520/2L	2418/6L
1960	8		1348/4L	2049/7L
1959	4		1562/5L	2094/7L
1958	7		1720/6L	2117/7L
1957	5		1521/5L	1844/5L
1956	6		1503/2L	1905/7L
1955	10		1851/7L	2164/10L
1954	4		1520/5L	2226/6L
1953	5		1580/7L	1965/5L
1952	5		1145/1L	2421/10L
1951	7		1509/3L	2608/11L
1950	6		1367/1L	2580/11L
1949	3		1827/5L	1814/2L
1948	8		2382/10L	2176/7L

Year-By-Year Quarterback Ratings

Year	Player	Att.	Comp.	Yds.	Pct.	TDs	Int.	LG	Rating	Rank
1991	Erik Kramer	265	136	1635	51.3	11	8	73(TD)	71.8	NFC 13
1990	Rodney Peete	271	142	1974	52.4	13	8	68(TD)	79.6	NFC 5
1989	Bob Gagliano	232	117	1671	50.4	6	12	75(TD)	61.2	NFC 13
1988	Rusty Hilger	306	126	1558	41.2	7	12	56	49.1	NFC 13
1987	Chuck Long	416	232	2598	55.8	11	20	53	63.3	NFC 13
1986	Eric Hipple	305	192	1919	63.0	9	11	46	75.8	NFC 3
1985	Eric Hipple	406	223	2952	54.9	17	18	56	73.8	NFC 7
1984	Gary Danielson	410	252	3076	61.5	17	15	77(TD)	83.1	NFL 10/NFC 6
1983	Eric Hipple	387	204	2577	52.7	12	18	80(TD)	64.5	NFC 12
1982	Gary Danielson	197	100	1343	50.8	1	14	70(TD)	60.3	NFC 14
1981	Eric Hipple	279	140	2358	50.2	14	15	94(TD)	73.3	NFC 9
1980	Gary Danielson	417	244	3223	58.5	13	11	87(TD)	82.6	NFL 6/NFC 5
1979	Jeff Komlo	368	183	2238	49.7	11	23	40	52.6	NFC 14
1978	Gary Danielson	351	199	2294	56.7	18	17	47(TD)	73.6	NFL 8/NFC 3
1977	Greg Landry	240	135	1359	56.3	6	7	39	68.8	NFL 10/NFC 4
1976	Greg Landry	291	168	2191	57.7	7	8	74(TD)	89.6	NFL 5/NFC 2
1975	Joe Reed	191	86	1181	45.0	9	10	65(TD)	59.3	NFC 10
1974	Bill Munson	292	166	1874	56.8	8	7	56	75.2	NFL 10/NFC 6
1973	Bill Munson	187	95	1129	50.8	9	8	54	67.7	NFC 10
1972	Greg Landry	268	134	2066	50.0	8	17	82(TD)	—	NFL 11/NFC 6
1971	Greg Landry	261	136	2237	52.1	16	13	76(TD)	—	NFL 5/NFC 2
1970	Bill Munson	158	84	1049	53.2	10	7	56	—	NFC 8
1969	Bill Munson	166	84	1062	50.6	7	8	62(TD)	—	—
1968	Bill Munson	329	181	2311	55.0	5	8	86(TD)	—	NFL 7
1967	Milt Plum	172	86	925	50.0	4	8	43	—	—
1966	Karl Sweetan	309	157	1809	50.8	4	14	99(TD)	—	NFL 11
1965	Milt Plum	308	143	1710	46.4	12	19	55(TD)	—	NFL 14
1964	Milt Plum	287	154	2241	53.7	18	15	92(TD)	—	NFL 5
1963	Earl Morrall	328	174	2621	53.0	24	14	75(TD)	—	NFL 3
1962	Milt Plum	325	179	2378	55.1	15	20	80(TD)	—	NFL 11
1961	Jim Ninowski	247	117	1921	47.4	7	18	84(TD)	—	NFL 16
1960	Jim Ninowski	283	134	1599	47.3	2	19	63	—	NFL 13
1959	Earl Morrall	137	65	1102	47.4	5	6	79(TD)	—	NFL 2
1958	Tobin Rote	257	118	1678	45.9	14	10	65(TD)	—	NFL 10
1957	Bobby Layne	179	87	1169	48.6	6	12	65(TD)	—	NFL 12
1956	Bobby Layne	244	129	1909	52.9	9	17	70	—	NFL 3
1955	Bobby Layne	270	143	1830	53.0	11	17	77(TD)	—	NFL 7
1954	Tom Dublinski	138	77	1073	55.8	8	7	66(TD)	—	NFL 4
1953	Bobby Layne	273	125	2088	45.8	16	21	97(TD)	—	NFL 5
1952	Bobby Layne	287	139	1999	48.4	19	20	77(TD)	—	NFL 7
1951	Bobby Layne	332	152	2403	45.8	26	23	63	—	NFL 7
1950	Bobby Layne	336	152	2323	45.2	16	18	82	—	NFL 7
1949	Fred Enke	142	63	793	44.4	6	5	58(TD)	—	NFL 9
1948	Fred Enke	221	100	1328	45.2	11	17	51(TD)	—	NFL 10
1947	Clyde LeForce	175	94	1384	53.7	13	20	79(TD)	—	NFL 8
1946	Dave Ryan	154	73	965	47.4	6	17	88(TD)	—	—
1945	C. Fenenbock	110	45	752	40.9	7	11	56	—	—
1944	Frank Sinkwich	148	58	1060	39.2	12	20	57	—	NFL 6

Year-By-Year Interception Leaders

Year	Player	Pos.	No.	Yards	TDs	NFL/NFC Ranking
1991	Ray Crockett	CB	6	141	1	t1st NFC/t2 NFL
1990	William White	S	5	120	1	t4th NFC/t4th NFL
1989	Jerry Holmes	CB	6	77	1	t7th NFL/t3rd NFC
1988	Devon Mitchell	S	3	107	1	t24th NFC
	George Jamison	LB	3	56	1	t24th NFC
1987	James Griffin	S	6	130	0	2nd NFL/NFC
1986	Devon Mitchell	S	5	41	0	t6th NFC
1985	Bobby Watkins	CB	5	15	0	t4th NFC
1984	Bobby Watkins	CB	6	0	0	t3rd NFC
1983	Bruce McNorton	CB	7	30	0	t3rd NFL/NFC
1982	Bobby Watkins	CB	5	22	0	t2nd NFL/t2 NFC
1981	Jimmy Allen	S	9	123	0	t3rd NFL/t2 NFC
1980	Jimmy Allen	S	6	38	0	t4th NFC
	James Hunter	CB	6	20	0	t4th NFC
1979	Luther Bradley	DB	4	11	0	
	Jimmy Allen	S	4	0	0	
1978	Jimmy Allen	S	5	70	0	
1977	James Hunter	CB	6	104	0	t7th NFL/t2 NFC
1976	James Hunter	DB	7	120	1	t6th NFL/t4th NFC
1975	Lem Barney	DB	5	23	0	t9th NFC
1974	Levi Johnson	DB	5	139	2	t6th NFC
1973	Levi Johnson	DB	5	82	0	t6th NFC
1972	Lem Barney	DB	3	88	0	
1971	Dick LeBeau	DB	6	76	0	2nd NFL/1st NFC
1970	Dick LeBeau	DB	9	96	0	2nd NFL/1st NFC
1969	Lem Barney	DB	8	126	0	t2nd NFL
1968	Lem Barney	DB	7	82	0	t7th NFL
1967	Lem Barney	DB	10	232	3	t1st NFL
1966	Mike Lucci	LB	5	18	1	t9th NFL
	Bruce Maher	DB	5	90	0	t9th NFL
1965	Dick LeBeau	DB	7	84	1	2nd NFL
1964	Yale Lary	DB	6	101	0	t5th NFL
1963	Dick LeBeau	DB	5	158	1	
	Dick Lane	DB	5	70	0	
1962	Yale Lary	DB	8	51	0	2nd NFL
1961	Dick Lane	DB	6	73	0	t10th NFL
	Yale Lary	DB	6	95	0	t10th NFL
1960	Dick Lane	DB	5	102	1	
1959	Gary Lowe	DB	5	130	0	6th NFL
1958	Joe Schmidt	LB	6	69	0	t7th NFL
1957	Jack Christiansen	DB	10	137	1	t1st NFL
1956	Yale Lary	DB	8	182	1	t2nd NFL
	Jack Christiansen	DB	8	109	0	t2nd NFL
1955	Jack Christiansen	DB	3	49	0	
	Jim David	DB	4	44	0	
	Bill Stits	DB	3	7	0	
1954	Jack Christiansen	DB	8	84	1	t3rd NFL

Year	Player	Pos.	No.	Yards	TDs	NFL/NFC Ranking
1953	Jack Christiansen	DB	12	238	1	1st NFL
1952	Bob Smith	DB	9	184	1	3rd NFL
1951	Bob Smith	DB	3	70	0	
1950	Don Doll	B	12	163	1	t2nd NFL
1949	Don Doll	B	11	301	2	2nd NFL
1948	Jim Gillette	B	6	17	0	t8th NFL
1947	Bill Dudley	B	5	104	1	
	Bob Wiese	B	5	54	0	
1946	Dave Ryan	B	4	105	0	
1945	Dave Rojan	B	3	90	0	
	Charles DeShane	B	3	75	1	
	John Greene	C	3	65	0	
	Damon Tassos	G	3	49	0	
	Ivan Trebotich	B	3	46	0	
1944	Alex Wojciechowicz	C	7	88	0	



Ray Crockett (right) and William White have led the Lions the last two seasons in interceptions.

Year-By-Year Punting Leaders

Year	Player	No.	Avg.	Net Avg.	Inside		League Rank
					20	Long	
1991	Jim Arnold	75	41.2	35.4	27	63	NFL 17/NFC 8
1990	Jim Arnold	63	40.6	35.3	10	59	NFL 10/NFC 8
1989	Jim Arnold	82	43.1	36.0	15	64	NFL 3/NFC 2
1988	Jim Arnold	97	42.4	35.9	22	69	NFL 6/NFC 1
1987	Jim Arnold	46	43.6	37.9	17	60	NFL 2/NFC 2
1986	Mike Black	46	39.5	30.7	11	57	NFC 12/NFL 21
	Jim Arnold	36	42.6	30.7	7	60	
1985	Mike Black	73	41.8	34.7	18	60	NFL 12/NFC 9
1984	Mike Black	76	41.6	32.7	13	63	NFC 8
1983	Mike Black	71	41.0	33.7	17	60	NFL 13/NFC 4
1982	Tom Skladany	36	41.2	33.9	6	59	NFC 8
1981	Tom Skladany	64	43.5	—	21	74	NFL 3/NFC 1
1980	Tom Skladany	72	42.2	—	18	67	NFC 3
1979	Larry Swider	88	40.0	—	—	72	NFC 6
	Tom Skladany	10	40.6	—	—	52	
	Tom Skladany	86	42.5	—	—	63	
1978	Tom Skladany	86	42.5	—	—	63	NFL 3/NFC 1
1977	Wilbur Summers	93	36.8	—	—	51	NFC 11
1976	Herman Weaver	83	39.5	—	—	69	NFC 4
1975	Herman Weaver	80	42.0	—	—	61	NFL 2/NFC 1
1974	Herman Weaver	72	38.5	—	—	61	NFC 7
1973	Herman Weaver	54	43.2	—	—	66	NFC 2
1972	Herman Weaver	43	40.3	—	—	55	NFC 8
1971	Herman Weaver	42	41.7	—	—	63	NFC 2
1970	Herman Weaver	62	40.0	—	—	65	NFC 7
1969	Lem Barney	66	34.1	—	—	53	

TWENTY-SEVEN LIONS IN MICHIGAN'S SPORT HALL OF FAME

(Located in Cobo Hall, Detroit)

VINCE BANONIS: Player 1951-53; Elected 1975

LEM BARNEY: Player 1967-77; Elected 1985

LES BINGAMAN: Player 1948-54, Coach 1960-64; Elected 1971

CLOYCE BOX: Player 1949-50, 52-54; Elected 1991

JACK CHRISTIANSEN: Player 1951-58; Elected 1986

DUTCH CLARK: Player 1934-38, Coach 1937-38; Elected 1959

GUS DORIAS: Coach 1943-47; Elected 1958

LEROY (ACE) GUTOWSKY: Player 1934-38; Elected 1979

ANDY FARKAS: Player 1945; Elected 1983

ROBERT HOERNSCHEMEYER: Player 1950-55; Elected 1985

ALEX KARRAS: Player 1958-62, 64-70; Elected 1980

NICK KERBAWY: Public Relations Director 1948-50, Business Manager 1951, General Manager 1952-57; Elected 1985

RON KRAMER: Player 1965-67; Elected 1971

DICK (NIGHT TRAIN) LANE: Player 1960-65; Elected 1988

YALE LARY: Player 1952-53, 56-64; Elected 1988

BOBBY LAYNE: Player 1950-58; Elected 1966

EARL MORRALL: Player 1958-64; Elected 1979

BUDDY PARKER: Player 1935-36, Coach 1950-56; Elected 1976

JOHN PINGEL: Player 1939; Elected 1973

GEORGE A. RICHARDS: Owner 1934-39; Elected 1976

CHARLIE SANDERS: Player 1968-77; Elected 1990

JOE SCHMIDT: Player 1953-65, Coach 1966-72; Elected 1970

BILLY SIMS: Player 1980-84; Elected 1990

DOAK WALKER: Player 1950-55; Elected 1967

ROBERT WESTFALL: Player 1944-47; Elected 1986

BYRON (WHIZZER) WHITE: Player 1940-41; Elected 1962

GEORGE WILSON: Coach 1949-64; Elected 1980

Year-By-Year Punt Return Leaders

Year	Player	No.	Yds.	Avg.	Long	TDs	Rank
1991	Mel Gray	25	385	15.4	78(TD)	1	NFL 1/NFC 1
1990	Mel Gray	34	361	10.6	39	0	NFL 4/NFC 3
1989	Walter Stanley	36	496	13.8	74	0	NFL 1
1988	Pete Mandley	37	287	7.8	25	0	NFC 10
1987	Pete Mandley	23	250	10.9	61	0	NFL 9/NFC 5
1986	Pete Mandley	43	420	9.8	81(TD)	1	NFL 6/NFC 3
1985	Pete Mandley	38	403	10.6	63(TD)	1	NFL 7/NFC 3
1984	Robbie Martin	25	210	8.4	23	0	NFC 7
1983	Ken Jenkins	23	230	10.0	43	0	NFL 9/NFC 4
1982	Robbie Martin	26	275	10.6	58	0	NFL 7/NFC 3
1981	Robbie Martin	52	450	8.7	45(TD)	1	NFC 8
1980	Ray Williams	27	259	9.6	53	0	NFC 7
1979	John Arnold	19	164	8.6	27	0	NFC 14
1978	Jesse Thompson	16	161	10.1	35	0	NFL 9/NFC 3
1977	Eddie Payton	27	273	10.1	87(TD)	1	NFC 3
1976	Lem Barney	23	191	8.3	30	0	NFC 110
1975	Charlie West	22	219	10.0	43	0	NFC 17
1974	Dick Jauron	17	286	16.8	58	0	NFL 9/NFC 1
1973	Lem Barney	27	231	8.6	42	0	NFC 5
1972	Lem Barney	15	108	7.2	26	0	NFC 4
1971	Lem Barney	14	122	8.7	38	0	NFC 2
1970	Lem Barney	25	259	10.4	65	1	NFL 6/NFC 3
1969	Lem Barney	9	191	21.2	74(TD)	1	
1968	Lem Barney	13	79	6.1	18	0	
1967	Tommy Watkins	15	57	3.8	18	0	NFL 13
1966	Tommy Vaughn	18	179	9.9	63	0	NFL 2
1965	Tommy Watkins	23	234	10.2	41	0	NFL 4
1964	Tommy Watkins	16	238	14.9	68(TD)	2	NFL 1
1963	Tommy Watkins	32	399	12.5	90(TD)	1	NFL 2
1962	Pat Studstill	29	457	15.8	44	0	NFL 1
1961	Howard Cassady	16	159	9.9	21	0	NFL 6
1960	Terry Barr	14	104	7.4	39	0	NFL 5
1959	Terry Barr	16	102	6.4	24	0	NFL 11
1958	Yale Lary	27	196	7.3	71(TD)	1	NFL 8
1957	Yale Lary	25	139	5.6	36	0	NFL 6
1956	Howard Cassady	13	83	6.4	34	0	NFL 7
1955	Lee Riley	14	107	7.6	20	0	NFL 6
1954	Jack Christiansen	23	225	9.8	61(TD)	1	NFL 3
1953	Yale Lary	13	115	8.8	74(TD)	1	NFL 4
1952	Jack Christiansen	15	322	21.5	79(TD)	2	NFL 1
1951	Jack Christiansen	18	343	19.1	89(TD)	4	NFL 2
1950	Clarence Self	12	129	10.8	29	0	NFL 12
1949	Bill Dudley	11	199	18.1	67	1	NFL 7
1948	Joe Margucci	10	100	10.0	22	0	
1947	Bill Dudley	11	182	16.5	84(TD)	1	
1946	Bill DeCorrevont	6	81	13.5	28	0	
1945	Dave Ryan	15	221	14.7	56	0	
1944	Frank Sinkwich	11	148	13.5	25	0	

Year-By-Year Kickoff Return Leaders

Year	Player	No.	Yds.	Avg.	Long	TDs	Rank
1991	Mel Gray	36	929	25.8	71	0	NFL 1/NFC 1
1990	Mel Gray	41	939	22.9	65	0	NFL 3/NFC 2
1989	Mel Gray	24	640	26.7	57	0	NFL 2/NFC 1
1988	Gary Lee	18	355	19.7	39	0	NFC 16
1987	Gary Lee	32	719	22.5	50	0	NFL 6/NFC 4
1986	Herman Hunter	48	1007	21.0	54	0	NFC 7
1985	Alvin Hall	39	886	22.7	54	0	NFC 6
1984	Pete Mandley	22	390	17.7	32	0	NFC 17
1983	Alvin Hall	23	492	21.4	32	0	NFC 8
1982	Alvin Hall	16	426	26.6	96(TD)	1	NFL 2/NFC 1
1981	Alvin Hall	25	525	21.0	36	0	NFC 11
1980	Rick Kane	23	495	21.5	62	0	NFC 9
1979	John Arnold	23	539	23.4	69	0	NFL 7/NFC 5
1978	Jesse Thompson	14	346	24.7	42	0	
1977	Eddie Payton	18	457	25.4	98(TD)	1	NFL 7/NFC 4
1976	James Hunter	14	375	26.6	84	0	NFL 6/NFC 2
1975	Bobby Thompson	22	565	25.7	42	0	NFC 3
1974	Jimmie Jones	38	927	24.4	59	0	NFC 7
1973	Dick Jauron	17	405	23.8	33	0	NFC 7
1972	Ron Jessie	23	558	24.3	62	0	NFC 10
1971	Ron Jessie	16	470	29.4	102(TD)	2	NFC 2
1970	Bobby Williams	25	544	21.7	85(TD)	1	NFC 11
1969	Bobby Williams	17	563	33.1	96(TD)	1	NFL 1
1968	Lem Barney	25	670	26.8	98(TD)	1	NFL 5
1967	Tommy Vaughn	16	446	27.9	60	0	NFL 4
1966	Tommy Vaughn	23	595	26.0	63	0	NFL 8
1965	Tommy Watkins	17	584	34.4	94	0	NFL 1
1964	Pat Studstill	29	708	24.4	53	0	NFL 12
1963	Tommy Watkins	21	447	21.3	33	0	
1962	Tommy Watkins	17	452	26.6	40	0	NFL 6
1961	Pat Studstill	16	448	28.1	100(TD)	1	NFL 4
1960	Jim Steffen	8	225	28.1	55	0	
1959	Ken Webb	16	352	22.0	45	0	NFL 12
1958	Ken Webb	7	154	22.0	29	0	
1957	Howard Cassady	10	232	23.2	37	0	
1956	Howard Cassady	16	382	23.9	42	0	NFL 9
1955	Dave Middleton	11	188	17.1	25	0	
1954	Jug Girard	12	248	20.7	34	0	NFL 12
1953	Jack Christiansen	10	183	18.3	34	0	
1952	Jack Christiansen	16	409	25.6	46	0	NFL 9
1951	Doak Walker	15	408	27.2	62	0	NFL 5
1950	Doak Walker	10	225	22.5	48	0	
1949	Don Doll	21	536	25.5	56	0	NFL 1
1948	Camp Wilson	10	228	22.8	36	0	NFL 10
1947	William Dudley	15	359	23.9	78	0	
1946	Dave Ryan	15	308	20.5	51	1	
1945	Andrew Farkas	8	165	20.6	44	0	
1944	Arthur Van Tone	9	227	25.2	92	1	NFL 8

Leading Tacklers

(* Since 1973)

Year	Player	Pos.	Total	Solo	Asst.	Sacks	Year	Player	Pos.	Total
1991	Chris Spielman	LB	126	84	42	1.0	1981	Ken Fantetti	LB	148
	Bennie Blades	S	93	65	28	0.0		Garry Cobb	LB	121
	William White	S	87	64	23	0.0		Doug English	DT	89
	Ray Crockett	CB	86	74	12	1.0		Ray Oldham	S	88
	Melvin Jenkins	CB	86	74	12	1.0		Jimmy Allen	S	81
	George Jamison	LB	86	67	19	4.0				
1990	Chris Spielman	LB	108	79	29	2.0	1980	Ken Fantetti	LB	85
	William White	S	106	78	28	—		Stan White	LB	73
	Bennie Blades	S	83	61	22	1.0		Charlie Weaver	LB	64
	Mike Cofer	LB	77	63	14	10.0		James Hunter	C	63
	Dennis Gibson	LB	68	60	8	—		Ray Oldham	S	59
1989	Chris Spielman	LB	125	89	36	4.5	1979	Doug English	DT	90
	Bennie Blades	S	100	81	19	—		Al Baker	E	69
	Jimmy Williams	LB	95	81	14	3.5		Ken Fantetti	LB	68
	William White	S	81	64	17	1.0		James Hunter	C	65
	Jerry Ball	NT	73	62	11	9.0		James Harrell	CB	62
1988	Chris Spielman	LB	153	118	35	—	1978	Ed O'Neil	LB	85
	Dennis Gibson	LB	116	89	25	0.5		Charlie Weaver	LB	80
	Bruce McNorton	CB	105	87	18	—		John Woodcock	DT	66
	Bennie Blades	FS	102	86	16	1.0		Doug English	DT	57
	George Jamison	LB	77	66	11	5.5		Jimmy Allen	DB	52
1987	Dennis Gibson	LB	82	68	14	1.0	1977	Ed O'Neil	LB	73
	Jimmy Williams	LB	69	59	10	4.0		Doug English	DT	63
	Shelton Robinson	LB	67	56	11	—		Charlie Weaver	LB	60
	Bruce McNorton	CB	64	53	11	—		James Hunter	C	52
	James Griffin	S	56	39	17	1.0		Charlie West	S	49
1986	Demetrious Johnson	S	112	92	20	1.0	1976	Charlie Weaver	LB	114
	James Harrell	LB	109	85	24	0.5		Charlie West	DB	105
	Vernon Maxwell	LB	107	87	20	2.0		Ken Sanders	E	102
	Mike Cofer	LB	73	58	15	7.5		Paul Naumoff	LB	101
	Devon Mitchell	S	70	51	19	—		Jim Mitchell	DT	92
1985	William Graham	S	113	75	38	1.0	1975	Paul Naumoff	LB	143
	Demetrious Johnson	S	97	72	25	3.0		Jim Laslavic	LB	112
	Angelo King	LB	90	77	13	4.0		Herb Orvis	DT	96
	Jimmy Williams	LB	89	67	22	7.5		Charlie West	DB	96
	Bruce McNorton	CB	76	63	13	—		Ken Sanders	E	93
1984	Alvin Hall	DB	147	94	53	—		Charlie Weaver	LB	90
	Jimmy Williams	LB	140	105	35	2.5	1974	Jim Laslavic	LB	120
	William Graham	DB	138	96	42	—		Paul Naumoff	LB	102
	Ken Fantetti	LB	135	94	41	1.5		Charlie Weaver	LB	102
	Garry Cobb	LB	128	95	33	3.0		Dick Jauron	DB	80
1983	Ken Fantetti	LB	132	80	52	1.0		Jim Mitchell	DT	65
	William Graham	DB	111	52	59	—		Herb Orvis	DT	60
	Alvin Hall	DB	111	68	43	—	1973	Charlie Weaver	LB	55
	Garry Cobb	LB	109	68	41	1.0		Herb Orvis	DT	51
	Jimmy Williams	LB	101	59	42	1.0		Ken Sanders	E	48
1982	Ken Fantetti	LB	54					Paul Naumoff	LB	47
	Stan White	LB	44					Mike Lucci	LB	36
	Alvin Hall	S	40							
	Doug English	DT	32							
	Al Baker	DE	31							

Quarterback Sack Leaders

(since 1973)

Year	Player	Pos.	Sacks	Yardage	Conf. Rank	Year	Player	Pos.	Sacks	Yardage
1991	Jeff Hunter	DE	6.0	60	14th (tied)	1982	Al Baker	DE	8.5	61
	Dan Owens	DE	5.5	53			Doug English	DE	6.0	37
	George Jamison	LB	4.0	30			Dave Pureifory	DE	5.5	25
1990	Michael Cofer	LB	10.0	57	7th (tied)	1981	Dave Pureifory	DE	11.0	
	Tracy Hayworth	LB	4.0	34			Al Baker	E	10.0	
	5 players tied with 3			Doug English			DT	10.0		
1989	Michael Cofer	LB	9.5	60	17th	1980	Al Baker	DE	18.0	
	Jerry Ball	NT	9.0	64	18th		Dave Pureifory	DE	8.0	
	Eric Williams	DT	6.0	49	28th (tied)		John Mendenhall	DT	4.0	
1988	Michael Cofer	LB	12.0	88	NFL 6/NFC 6	1979	Al Baker	DE	16.0	
	Keith Ferguson	DE	8.5	75	NFC 13		Dave Pureifory	DE	7.5	
	Eric Williams	DE	6.5	51	—		Doug English	DT	6.5	
1987	Michael Cofer	LB	8.5	78	9th (tied)	1978	Al Baker	DE	23.0	
	Keith Ferguson	DE	6.0	64	13th (tied)		John Woodcock	DT	10.5	
	Jimmy Williams	LB	4.0	23	17th (tied)		Doug English	DT	8.0	
1986	Keith Ferguson	DE	9.5	73	10th	1977	(no stats available)			
	Michael Cofer	LB	7.5	69	13th (tied)		Charlie Weaver	LB	7.0	
	William Gay	DE	6.5	41	15th (tied)		Ken Sanders	D	4.0	
1985	Jimmy Williams	LB	7.5	55	16th (tied)	1976	Jim Mitchell	DE	3.5	
	Curtis Green	DT	7.0	51	17th (tied)		Larry Hand	DT	7.0	
	William Gay	DE	7.0	41	17th (tied)		Paul Naumoff	DE	6.5	
1984	William Gay	DE	10.0	72	9th (tied)	1975	Ken Sanders	D	5.0	
	Curtis Green	DT	8.5	68	12th (tied)		Ken Sanders	DE	6.5	
	Michael Cofer	DE	7.0	49	15th (tied)		Jim Mitchell	DE	4.5	
1983	William Gay	DT	13.5	103.5	4th (6th/NFL)	1974	Herb Orvis	T	3.5	
	Doug English	DT	13.0	89	5th (tied)		Larry Hand	DT	11.0	
	Curtis Green	DE	5.5	45	20th (tied)		Ken Sanders	D	10.0	
					Herb Orvis		T	3.0		
						Charlie Weaver	LB	3.0		

QUARTERBACK SACKS (team)

Most By Lions' Defense — Season

No. of Sacks	Yards Lost	Year
55	482	1978
50	482	1964
49	411	1965
47	393	1988
47	373	1981

Given Up by Lions' Offense — Season

No. of Sacks	Yards Lost	Year
67	490	1976
61	486	1984
57	343	1989
54	441	1977
53	378	1985
52	410	1988

Most By Lions' Defense — Game

No. of Sacks	Yards Lost	Opponent	Year
11	83	Green Bay	1962
11	109	at Green Bay	1965
11	69	at Philadelphia	1986
10	66	at Atlanta	1968
9	69	at Green Bay	1982

300-Yard Passing Days

(Since 1950)

Year	Name	Yds.	Comp.	Att.	Opponent	Date
1992	Erik Kramer	341	29	38	*Dallas	Jan. 5
1990	Rodney Peete	316	18	27	Chicago	Dec. 16
1989	Bob Gagliano	344	21	31	N.Y. Giants	Sept. 17
1987	Chuck Long	362	33	47	Green Bay	Oct. 25
1986	Eric Hipple	316	31	50	L.A. Rams	Oct. 19
1986	Eric Hipple	318	31	46	Tampa Bay	Sept. 21
1984	Gary Danielson	305	24	33	Green Bay	Nov. 22
1981	Eric Hipple	336	14	25	Chicago	Oct. 19
1980	Gary Danielson	360	29	44	Tampa Bay	Dec. 14
1980	Gary Danielson	348	23	36	Atlanta	Oct. 5
1979	Gary Danielson	352	26	33	Minnesota	Dec. 9
1976	Greg Landry	310	27	38	New Orleans	Nov. 14
1964	Milt Plum	347	16	24	L.A. Rams	Nov. 1
1963	Earl Morral	312	21	44	L.A. Rams	Nov. 17
1963	Earl Morral	330	24	33	S.F. 49ers	Nov. 3
1955	Bobby Layne	319	20	32	Chicago	Nov. 20
1951	Bobby Layne	315	20	44	N.Y. Yankees	Oct. 21
1951	Bobby Layne	310	20	26	Washington	Sept. 30
1950	Bobby Layne	374	23	45	Chicago	Nov. 5



Eric Hipple



Rodney Peete

Lions' 100-Yard Rushing Days

(Since 1950)

Year	Player	Yards	Carries	Long	Opponent	Date
1991	Barry Sanders	108	26	20	Buffalo	Dec. 22
	Barry Sanders	114	20	51t	N.Y. Jets	Dec. 8
	Barry Sanders	220	23	45t	Minnesota	Nov. 24
	Barry Sanders	118	23	40	Tampa Bay	Nov. 10
	Barry Sanders	116	25	15t	Minnesota	Oct. 6
	Barry Sanders	160	27	69t	Tampa Bay	Sept. 29
	Barry Sanders	179	30	42	Indianapolis	Sept. 22
	Barry Sanders	143	32	14	Miami	Sept. 15
1990	Barry Sanders	133	19	37	Green Bay	Dec. 22
	Barry Sanders	176	25	35t	L.A. Raiders	Dec. 10
	Barry Sanders	147	23	23	Denver	Nov. 22
	Barry Sanders	104	11	45t	Washington	Nov. 4
1989	Barry Sanders	158	20	25t	Atlanta	Dec. 24
	Barry Sanders	104	21	34	Tampa Bay	Dec. 17
	Barry Sanders	120	26	30	Chicago	Dec. 10
	Barry Sanders	145	28	23	Cleveland	Nov. 23
	Barry Sanders	114	18	29	Cincinnati	Nov. 19
	Barry Sanders	184	30	31	Green Bay	Oct. 29
	Barry Sanders	126	18	28	Chicago	Sept. 24
	Barry Sanders	174	36	39	Minnesota	Sept. 7
1986	Garry James	140	20	41t	Green Bay	Oct. 12
	James Jones	116	30	12	San Francisco	Oct. 20
1985	James Jones	114	36	8	Miami	Oct. 27
	James Jones	104	23	17	Green Bay	Dec. 15
	Billy Sims	140	20	42	Atlanta	Sept. 9
	Billy Sims	119	14	81	San Diego	Sept. 30
1984	Billy Sims	100	16	16	Tampa Bay	Oct. 14
	Billy Sims	103	22	18	Minnesota	Oct. 21
	Billy Sims	105	20	17	Houston	Nov. 13
	Billy Sims	189	36	20	Green Bay	Nov. 20
1983	Billy Sims	106	26	30	Pittsburgh	Nov. 24
	Billy Sims	137	23	41	Minnesota	Dec. 5
	Billy Sims	119	25	29	L.A. Rams	Sept. 19
	Billy Sims	114	26	20	N.Y. Giants	Nov. 25
1982	Billy Sims	109	29	12	Green Bay	Dec. 12
	Billy Sims	112	27	37	Minnesota	Sept. 20
	Billy Sims	133	21	21	Oakland	Sept. 27
	Billy Sims	185	28	48t	Denver	Oct. 11
1981	Rick Kane	101	20	20	Chicago	Oct. 19
	Billy Sims	159	21	51	Washington	Nov. 8
	Billy Sims	119	23	12	Dallas	Nov. 15
	Billy Sims	117	22	32	Chicago	Nov. 22
	Billy Sims	110	13	31	Minnesota	Dec. 12
	Dexter Bussey	111	14	20	L.A. Rams	Sept. 7
	Billy Sims	153	22	41t	L.A. Rams	Sept. 7
	Billy Sims	134	20	25	Green Bay	Sept. 14
	Billy Sims	157	27	52	Minnesota	Sept. 28
	Billy Sims	155	28	45t	Kansas City	Oct. 26
1979	Billy Sims	126	30	18	Baltimore	Nov. 16
	Dexter Bussey	139	26	38	Buffalo	Oct. 28

Year	Player	Yards	Carries	Long	Opponent	Date
1978	Dexter Bussey	120	20	29t	Seattle	Sept. 24
	Horace King	104	12	75t	Tampa Bay	Nov. 12
1977	Dexter Bussey	150	24	31	New Orleans	Sept. 25
	Rick Kane	105	24	35	San Diego	Nov. 6
1976	Horace King	100	32	13	New England	Oct. 10
	Lawrence Gaines	116	22	17	Minnesota	Nov. 7
	Dexter Bussey	137	27	23	Buffalo	Nov. 25
1973	Altie Taylor	160	23	29	Green Bay	Oct. 28
	Altie Taylor	106	18	34	Chicago	Nov. 18
	Steve Owens	113	27	10	Miami	Dec. 15
1972	Steve Owens	113	20	18	N.Y. Giants	Oct. 28
	Altie Taylor	123	15	38t	N.Y. Jets	Nov. 23
1971	Steve Owens	109	16	16	Denver	Nov. 7
	Altie Taylor	101	19	17	L.A. Rams	Nov. 14
1970	Mel Farr	117	16	16	Denver	Nov. 22
	Mel Farr	104	20	18	Oakland	Nov. 26
1968	Mel Farr	138	18	46	Chicago	Oct. 13
	Mel Farr	145	29	26	Green Bay	Oct. 20
1967	Tom Watkins	115	24	28	Cleveland	Sept. 24
	Mel Farr	197	24	57	Minnesota	Nov. 12
1965	Amos Marsh	146	23	62t	Baltimore	Nov. 25
	Amos Marsh	109	25	20t	San Francisco	Dec. 5
1963	Tom Watkins	102	17	27	Minnesota	Oct. 27
	Tom Watkins	107	21	25	San Francisco	Nov. 3
1961	Nick Pietrosante	113	12	42	Chicago	Oct. 8
	Nick Pietrosante	112	21	15	Los Angeles	Oct. 29
1960	Dan Lewis	128	14	74t	Los Angeles	Oct. 30
	Nick Pietrosante	106	20	52	Chicago	Nov. 20
	Nick Pietrosante	142	21	43t	Dallas	Dec. 11
	Nick Pietrosante	104	15	31t	Chicago	Dec. 18
1959	Nick Pietrosante	134	17	25	Green Bay	Nov. 26
1957	John Henry Johnson	109	18	14	Green Bay	Oct. 6
	John Henry Johnson	105	8	62t	Green Bay	Nov. 28
1956	Don McIlhenny	104	13	30	San Francisco	Oct. 21
	Gene Gedman	103	22	21	Green Bay	Nov. 22
1955	Lew Carpenter	120	20	49t	Green Bay	Nov. 24
1954	Lew Carpenter	119	14	60t	Los Angeles	Oct. 10
1952	Bob Hoernschemeyer	107	20	32	Pittsburgh	Nov. 9
1951	Bob Hoernschemeyer	118	14	54	Philadelphia	Nov. 18
1950	Bobby Layne	118	15	20	Pittsburgh	Sept. 24
	Bob Hoernschemeyer	198	17	96t	N.Y. Yanks	Nov. 23

100-Yard Receiving Days

Year	Player	Yards	Receptions	Opponent	Date
1992	Willie Green	115	8	*Dallas	Jan. 5
1991	Brett Perriman	127	6	Tampa Bay	Nov. 10
1991	Robert Clark	143	10	Green Bay	Sept. 8
1990	Robert Clark	127	6	New Orleans	Oct. 28
1990	Barry Sanders	135	5	Kansas City	Oct. 14
1990	Robert Clark	117	6	Tampa Bay	Sept. 9
1989	Richard Johnson	135	7	Atlanta	Dec. 24
1989	Richard Johnson	248	8	New Orleans	Dec. 3
1989	Robert Clark	141	6	Houston	Nov. 5
1989	Robert Clark	124	6	Pittsburgh	Oct. 1
1989	Richard Johnson	272	9	N.Y. Giants	Sept. 17
1987	Pete Mandley	110	7	L.A. Raiders	Sept. 20
1986	Jeff Chadwick	121	6	Green Bay	Nov. 27
1986	Jeff Chadwick	139	5	Philadelphia	Nov. 16
1986	Jeff Chadwick	100	6	Cincinnati	Nov. 2
1986	Jeff Chadwick	106	5	Tampa Bay	Sept. 21
1985	Leonard Thompson	101	9	Chicago	Dec. 22
1985	Pete Mandley	127	5	Chicago	Dec. 22
1985	Carl Bland	109	7	Green Bay	Dec. 15
1985	Leonard Thompson	115	7	N.Y. Jets	Nov. 28
1985	Leonard Thompson	133	6	Miami	Oct. 27
1985	Jeff Chadwick	112	7	Green Bay	Oct. 6
1984	Mark Nichols	108	4	Green Bay	Nov. 22
1984	Ken Jenkins	128	8	Philadelphia	Nov. 4
1984	Mark Nichols	117	5	Minnesota	Oct. 21
1983	Mark Nichols	100	5	Minnesota	Sept. 25
1983	Leonard Thompson	179	8	Cleveland	Sept. 11
1983	Leonard Thompson	150	7	*Washington	Jan. 1
1982	Leonard Thompson	161	5	Minnesota	Dec. 19
1982	Billy Sims	103	5	L.A. Rams	Sept. 19
1981	Freddie Scott	156	8	Washington	Nov. 8
1981	Leonard Thompson	118	3	Chicago	Oct. 19
1981	Freddie Scott	110	3	Chicago	Oct. 19
1980	Leonard Thompson	106	5	Tampa Bay	Dec. 14
1980	Freddie Scott	107	5	Atlanta	Oct. 5
1979	Freddie Scott	148	9	Tampa Bay	Nov. 11
1978	David Hill	106	7	Tampa Bay	Nov. 12
1976	Ray Jarvis	111	5	New Orleans	Nov. 14
1976	Ray Jarvis	163	6	Green Bay	Oct. 31
1975	Marlin Briscoe	119	5	Chicago	Dec. 7
1975	Ray Jarvis	100	6	Minnesota	Oct. 19
1974	Charlie Sanders	146	7	Green Bay	Oct. 27
1974	Ron Jessie	116	10	Minnesota	Oct. 20
1974	Ron Jessie	149	6	L.A. Rams	Oct. 6
1973	Ron Jessie	131	3	Pittsburgh	Sept. 16
1972	Larry Walton	101	7	San Diego	Oct. 22
1972	Ron Jessie	102	3	Atlanta	Oct. 8
1972	John Hilton	120	3	N.Y. Giants	Sept. 17
1971	Altie Taylor	122	4	Houston	Oct. 17
1970	Larry Walton	158	4	Cleveland	Oct. 18
1969	Earl McCullough	117	5	St. Louis	Nov. 16
1968	Charlie Sanders	133	10	Washington	Dec. 15

Year	Player	Yards	Receptions	Opponent	Date
1968	Bill Gambrell	105	4	Atlanta	Dec. 8
1968	Earl McCullough	132	5	Dallas	Sept. 15
1967	Pat Studstill	107	5	St. Louis	Oct. 1
1966	Pat Studstill	116	9	Minnesota	Nov. 13
1966	Pat Studstill	125	7	Chicago	Nov. 6
1966	Pat Studstill	164	7	Green Bay	Oct. 30
1966	Pat Studstill	141	6	Baltimore	Oct. 16
1966	Pat Studstill	142	6	L.A. Rams	Oct. 9
1965	Terry Barr	103	3	L.A. Rams	Oct. 31
1965	Terry Barr	112	5	Green Bay	Oct. 17
1964	Gail Codgill	165	7	L.A. Rams	Nov. 1
1964	Terry Barr	118	3	N.Y. Giants	Oct. 4
1964	Terry Barr	109	7	L.A. Rams	Sept. 19
1964	Gail Codgill	116	6	S.F. 49ers	Sept. 13
1964	Terry Barr	108	3	S.F. 49ers	Sept. 13
1963	Terry Barr	118	4	Cleveland	Dec. 8
1963	Terry Barr	100	6	L.A. Rams	Nov. 17
1963	Gail Codgill	107	5	L.A. Rams	Nov. 17
1963	Terry Barr	101	7	Baltimore	Nov. 10
1963	Gail Codgill	150	4	Dallas	Oct. 13
1963	Terry Barr	135	10	S.F. 49ers	Nov. 3
1963	Gail Codgill	119	4	Chicago	Sept. 29
1963	Terry Barr	119	7	Minnesota	Nov. 24
1963	Terry Barr	101	3	Minnesota	Oct. 27
1962	Gail Codgill	103	5	Minnesota	Dec. 9
1962	Gail Codgill	137	6	Baltimore	Dec. 2
1962	Gail Codgill	106	3	N.Y. Giants	Oct. 21
1962	Terry Barr	153	5	Baltimore	Sept. 30
1962	Gail Codgill	147	4	S.F. 49ers	Sept. 23
1961	Gail Codgill	171	7	Philadelphia	Dec. 17
1961	Terry Barr	113	4	St. Louis	Nov. 12
1961	Gail Codgill	103	3	L.A. Rams	Oct. 29
1961	Terry Barr	101	5	Chicago	Oct. 8
1960	Gail Codgill	115	8	S.F. 49ers	Oct. 9
1959	James Gibbons	103	7	Green Bay	Nov. 26
1958	James Doran	102	4	L.A. Rams	Oct. 12
1958	James Doran	133	4	Green Bay	Oct. 5
1957	James Doran	101	3	**Cleveland	Dec. 29
1957	Steve Junker	109	5	**Cleveland	Dec. 29
1957	James Doran	137	6	S.F. 49ers	Nov. 17
1957	James Doran	150	7	S.F. 49ers	Nov. 3
1957	Howard Cassidy	113	6	Baltimore	Oct. 20
1956	Dave Middleton	146	7	Chicago	Dec. 2
1956	Dorne Dibble	106	3	Baltimore	Oct. 6
1955	Dave Middleton	102	5	Pittsburgh	Nov. 13
1954	Doak Walker	119	2	S.F. 49ers	Nov. 14
1954	Doak Walker	129	7	S.F. 49ers	Oct. 24
1950	Cloyce Box	123	4	N.Y. Yankees	Nov. 23

*Playoff Game

**World Championship Game

Home Games in **bold**

The Last Time...

RUSHING

30 Carries

LIONS Barry Sanders, 30, Sept. 22, 1991 vs. Colts
 OPP. Eric Dickerson, 30, Oct. 2, 1983 (Rams)

35 Carries

LIONS Billy Sims, 36, Nov. 20, 1983 vs. Packers
 OPP. NEVER

150 Yards Rushing

LIONS Barry Sanders, 220 yards, Nov. 24, 1991
 vs. Vikings
 OPP. Barry Word, 200 yards, Oct. 14, 1990 (Chiefs)

200 Yards Rushing

LIONS Barry Sanders, 220 yards, Nov. 24, 1991
 vs. Vikings
 OPP. Barry Word, 200 yards, Oct. 14, 1990 (Chiefs)

Team Rushed For 300 Yards

LIONS 330 yards, Sept. 7, 1980 vs. Rams
 OPP. 310 yards, Oct. 14, 1990 (Chiefs)

Team Rushed For Less Than 50 Yards

LIONS 24 yards, Oct. 20, 1991 vs. 49ers
 OPP. 26 yards, Nov. 17, 1991 (Rams)

Individual Had A 50 Yard Run

LIONS Barry Sanders, 51 yards, Dec. 8, 1991 vs. Jets
 OPP. Reggie Cobb, 59 yards, Nov. 10, 1991 (Bucs)

Individual Had A 60 Yard Run

LIONS Barry Sanders, 69 yards, Sept. 29, 1991
 vs. Bucs
 OPP. Wendell Tyler, 69 yards, Nov. 1, 1981 (Rams)

Individual Had A 70 Yard Run

LIONS Horace King, 75 yards, Nov. 12, 1978 vs. Bucs
 OPP. Terrell Middleton, 76 yards, Oct. 1, 1978
 (Packers)

Individual Had An 80 Yard Run

LIONS Billy Sims, 81 yards, Sept. 30, 1984 vs.
 Chargers
 OPP. Jim Taylor, 84 yards, Nov. 8, 1964 vs.
 (Packers)

Individual Had A 90 Yard Run

LIONS Bob Hoernschemeyer, 96 yards, Nov. 23,
 1950 vs. N.Y. Yanks
 OPP. NEVER

PASSING

50 Attempts

LIONS Eric Hipple, 50 attempts Oct. 19, 1986 vs.
 Rams
 OPP. Chris Miller, 66 attempts Dec. 24, 1989
 (Falcons)

30 Completions

LIONS Eric Hipple, 31, Oct. 19, 1986 vs. Rams
 OPP. Jeff Rutledge, 30, Nov. 4, 1990 (Redskins)

350 Yards Passing

LIONS Chuck Long, 362 yards, Oct. 25, 1987 vs.
 Packers
 OPP. Jeff Rutledge, 363 yards, Nov. 4, 1990
 (Redskins)

400 Yards Passing

LIONS NEVER (RECORD: Bobby Layne 374
 yards, Nov. 5, 1950 vs. Bears)
 OPP. Sonny Jurgenson, 403 yards, Dec. 17,
 1961 (Eagles)

4 Touchdown Passes Thrown

LIONS Rodney Peete, 4 TDs, Dec. 16, 1990 vs. Bears
 OPP. Jeff Kemp, 4 TDs, Oct. 18, 1987 (Seahawks)

5 Touchdown Passes Thrown

LIONS Gary Danielson, 5 TDs, Dec. 9, 1978 vs.
 Vikings
 OPP. Dave Krieg, 5 TDs, Dec. 2, 1984 (Seahawks)

60 Yard Scoring Pass

LIONS Erik Kramer to Willie Green, 73 yards,
 Dec. 8, 1991 vs. Packers
 OPP. Jay Schroeder to Willie Gault, 68 yards,
 Dec. 10, 1990 (Raiders)

70 Yard Scoring Pass

LIONS Erik Kramer to Willie Green, 73 yards,
 Dec. 8, 1991 vs. Packers
 OPP. Don Majkowski to Walter Stanley, 70
 yards, Oct. 25, 1987 (Packers)

80 Yard Scoring Pass

LIONS Eric Hipple to Leonard Thompson, 94
 yards, Oct. 19, 1981 vs. Bears
 OPP. Jim Everett to Henry Ellard, 81 yards, Dec.
 6, 1987 (Rams)

90 Yard Scoring Pass

- LIONS Eric Hipple to Leonard Thompson, 94 yards, Oct. 19, 1981 vs. Bears
OPP. Craig Morion to Steve Watson, 95 yards, Oct. 11, 1981 (Broncos)

5 Interceptions Thrown

- LIONS Gary Danielson, 5, Dec. 3, 1978 vs. Cardinals
OPP. Tommy Kramer, 5, Sept. 28, 1980 (Vikings)

6 Interceptions Thrown

- LIONS Bobby Layne, 6, Dec. 26, 1954 vs. Browns—Title Game
OPP. John Brodie, 6, Nov. 4, 1973 (49ers)

7 Interceptions Thrown

- LIONS Frank Sinkwich, 7, Oct. 24, 1943 vs. Packers
OPP. NEVER

RECEIVING

10 Receptions

- LIONS Robert Clark, 10, Sept. 8, 1991 vs. Packers
OPP. Jay Novacek, 10, Oct. 27, 1991 (Cowboys)

12 Receptions

- LIONS James Jones, 12, Sept. 28, 1986 vs. Browns
OPP. Art Monk, 13, Nov. 4, 1990 (Redskins)

200 Yards Receiving

- LIONS Richard Johnson, 248 yards, Dec. 3, 1989 vs. Saints
OPP. Steve Largent, 261 yards, Oct. 18, 1987 (Seahawks)

250 Yards Receiving

- LIONS Cloyce Box, 302 yards, Dec. 3, 1950 vs. Packers
OPP. Steve Largent, 261 yards, Oct. 18, 1987 (Seahawks)

300 Yards Receiving

- LIONS Cloyce Box, 302 yards, Dec. 3, 1950 vs. Packers
OPP. Jim Burton, 303 yards, Nov. 22, 1945 (Cleveland Browns)

TOTAL OFFENSE

Team With 500 Yards Total Offense

- LIONS 539 yards, Nov. 22, 1984 vs. Packers
OPP. 505 yards, Oct. 20, 1991 (49ers)

Team With 600 Yards Total Offense

- LIONS NEVER (RECORD: 582 yards, Nov. 23, 1950 vs. N.Y. Yanks)
OPP. 676 yards, Nov. 4, 1990 (Redskins)

TOTAL DEFENSE

Less Than 100 Total Yards Allowed

- LIONS 24 yards, Nov. 22, 1981 vs. Bears
OPP. 60 yards, Nov. 24, 1988 (Vikings)

Less Than 50 Total Yards Allowed

- LIONS 24 yards, Nov. 22, 1981 vs. Bears
OPP. 16 yards, Oct. 17, 1943 (Chicago Cardinals)



Erik Kramer

FIRST DOWNS**25 First Downs**

- LIONS 25, Oct. 6, 1991 vs. Vikings
 OPP. 29, Oct. 20, 1991 (49ers)

30 First Downs

- LIONS 33, Nov. 22, 1984 vs. Packers
 OPP. 39, Nov. 4, 1990 (Redskins)

PUNTING**Punted 10 Times**

- LIONS Jim Arnold, 10, Dec. 15, 1991 vs. Packers
 OPP. Ray Criswell, 10, Oct. 4, 1987 (Bucs)
 *strike year
 Bob Parsons, 12, Nov. 22, 1981 (Bears)

Punted 11 Times

- LIONS Wilbur Summers, 12, Oct. 23, 1977 vs. 49ers
 OPP. Bob Parsons, 11, Nov. 22, 1981 (Bears)

Punted 12 Times

- LIONS Wilbur Summers, 12, Oct. 23, 1977 vs. 49ers
 OPP. Carl Kinscherf, 14, Nov. 7, 1943 (N.Y. Giants)

60 Yard Punt

- LIONS Jim Arnold, 62 yards, Nov. 17, 1991 vs. Rams
 OPP. Don Bracken, 60 yards, Oct. 25, 1987 (Packers)

70 Yard Punt

- LIONS Tom Skladany, 74 yards, Sept. 27, 1981 vs. Raiders
 OPP. Dave Garcia, 70 yards, Nov. 20, 1977 (Bucs)

80 Yard Punt

- LIONS Bill DeCorrevant, 81 yards, Oct. 6, 1946 vs. Redskins
 Opp. NEVER (RECORD: Dave Garcia 70 yards, Nov. 20, 1977 (Bucs))

Blocked Punt

- LIONS Bennie Blades, Sept. 22, 1991 vs. Colts
 OPP. Eric Thomas, Nov. 19, 1989 (Bengals)

Blocked Punt For Touchdown

- LIONS Leonard Thompson, Dec. 11, 1977 vs. Colts
 OPP. Barney Bussey, Nov. 19, 1989 (Bengals)

FIELD GOALS / PAT'S**4 Field Goals Made**

- LIONS Eddie Murray, 4, Nov. 22, 1990 vs. Broncos
 OPP. Kevin Butler, 4, Sept. 24, 1989 (Bears)

5 Field Goals Made

- LIONS Eddie Murray, 5 Sept. 14, 1980 vs. Packers
 OPP. Jan Stenerud, 5 Sept. 23, 1984 (Vikings)

6 Field Goals Made

- LIONS Garo Yepremian, 6 Nov. 13, 1966 vs. Vikings
 OPP. NEVER (RECORD: Jan Stenerud 5 Sept. 23, 1984—Vikings)

50 Yard Field Goal

- LIONS Eddie Murray, 50 yards, Nov. 28, 1991 vs. Bears
 OPP. Steve Christie, 55 yards, Sept. 23, 1990 (Bucs)

Field Goal Blocked

- BY LIONS Marc Spindler, Oct. 27, 1991 vs. Cowboys
 BY OPP. James Geathers, Jan. 12, 1992 (Redskins)*
 Mitch Willis, Sept. 20, 1987 (Raiders)

Extra Point Blocked

- BY LIONS Ray Oldham, Sept. 20, 1981 vs. Vikings
 BY OPP. Al Harris, Dec. 11, 1988 (Bears)

Extra Point Kicked Missed

- BY LIONS Eddie Murray, Dec. 21, 1986 vs. Falcons
 BY OPP. Gary Anderson, Oct. 1, 1989 (Pittsburgh - bad snap)

TURNOVERS**Individual With 3 Interceptions**

- LIONS Bobby Watkins, 3 INTs, Dec. 12, 1982 vs. Packers
 OPP. Darrell Green, 3 INTs, Nov. 15, 1987 (Redskins)

Individual With 4 Interceptions

- LIONS Don Doll, 4 INTs, Oct. 23, 1949 vs. Chicago Cardinals
 OPP. Sammy Baugh, 4 INTs, Nov. 14, 1943 (Redskins)

6 Interceptions One Team

- BY LIONS 6, Nov. 4, 1973 vs. 49ers
 BY OPP. 7, Oct. 7, 1984 (Broncos)

7 Interceptions One Team

- BY LIONS 8, Sept. 22, 1968 vs. Bears
 BY OPP. 7, Oct. 7, 1984 (Broncos)

8 Interceptions One Team

BY LIONS 8, Sept. 22, 1968 vs. Bears
BY OPP. 9, Oct. 24, 1943 (Packers)

4 Fumbles Lost One Team

BY LIONS 4, Oct. 6, 1985 vs. Packers
BY OPP. 4, Oct. 28, 1990 (Saints)

5 Fumbles Lost One Team

BY LIONS 5, Nov. 12, 1967 vs. Vikings
BY OPP. 5, Dec. 9, 1962 (Vikings)

Team Turned The Ball Over 6 Times

BY LIONS 6, Nov. 11, 1990 vs. Vikings
BY OPP. 6, Nov. 28, 1991 (Bears)

Team Turned The Ball Over 7 Times

BY LIONS 7, Dec. 22, 1985 vs. Bears
BY OPP. 8, Oct. 28, 1990 (Saints)

PENALTIES

Team Penalized 15 Times

LIONS 15 for 147 yards Sept. 22, 1968 vs. Bears
OPP. 16 for 140 yards Sept. 11, 1983 (Browns)

Team Penalized 0 Times

LIONS 0, Oct. 1, 1972 vs. Bears
OPP. 0, Nov. 28, 1991 (Bears)

SCORING

Individual 3 TDs

LIONS Barry Sanders, 4 TDs, Nov. 24, 1991 vs. Vikings
OPP. Reggie Cobb, 3 TDs, Nov. 10, 1991 (Bucs)

Individual 4 TDs

LIONS Barry Sanders, 4 TDs, Nov. 24, 1991 vs. Vikings
OPP. Paul Warfield, 4 TDs, Dec. 15, 1973 (Dolphins)

Individual Rushed For 3 TDs

LIONS Barry Sanders, 4 TDs, Nov. 24, 1991 vs. Vikings
OPP. Reggie Cobb, 3 TDs, Nov. 10, 1991 (Bucs)

Individual Rushed For 4 TDs

LIONS Barry Sanders, 4 TDs, Nov. 24, 1991 vs. Vikings
OPP. NEVER

Individual Caught 3 TDs

LIONS Leonard Thompson, 3 TDs, Sept. 23, 1984 vs. Vikings
OPP. Steve Largent, 3 TDs, Oct. 18, 1987 (Seahawks)

Individual Caught 4 TDs

LIONS Cloyce Box, 4 TDs, Dec. 15, 1950 vs. Colts
OPP. Paul Warfield, 4 TDs, Dec. 15, 1973 (Dolphins)

Kickoff Return For Touchdown

LIONS Alvin Hall, 96 yards, Dec. 12, 1982 vs. Packers
OPP. Darrell Thompson, 76 yards, Dec. 22, 1990 (Packers)

Punt Return For Touchdown

LIONS Mel Gray, 78 yards, Dec. 15, 1991 vs. Packers
OPP. John Taylor, 77 yards, Oct. 2, 1988 (49ers)

Interception Return For Touchdown

LIONS Melvin Jenkins, 41 yards, Jan. 5, 1992 vs. Cowboys*
Ray Crockett, 96 yards, Oct. 27, 1991 vs. Cowboys
OPP. Darrell Green, 32 yards, Jan. 12, 1992 (Redskins)*
Eric McMillan, 57 yards, Dec. 8, 1991 (Jets)

Blocked Punt For Touchdown

LIONS Leonard Thompson, 2 yards, Dec. 11, 1977 vs. Colts
OPP. Barney Bussey, rec'd in end zone, Nov. 19, 1989 (Bengals)

Fumble Return For Touchdown

LIONS Tracy Hayworth, 28 yards, Dec. 8, 1991 vs. Jets
OPP. Eugene Robinson, 16 yards, Dec. 30, 1990 (Seahawks)

Blocked Field Goal For Touchdown

LIONS W. White, 55 yards, Oct. 27, 1991 vs. Cowboys (M. Spindler block)

Safety

LIONS Jerry Ball, Sept. 22, 1991 vs. Colts
OPP. Bill Maas, Oct. 14, 1990 (Chiefs)

TIME OF POSSESSION

Over 40:00

LIONS 40:10, Sept. 28, 1986 vs. Browns
OPP. 45:04, Oct. 20, 1991 (49ers)

Over 45:00

LIONS NEVER (RECORD: 44:47, Nov. 22, 1984 vs. Packers)
OPP. 45:04, Oct. 20, 1991 (49ers)

Opponents' Individual Records

RUSHING

Most Attempts

- 33 Chuck Foreman (Minnesota), 12-18-77
- 33 Steve Van Buren (Philadelphia), 10-3-49
- 32 William Andrews (Atlanta), 9-18-83
- 31 Gerald Riggs (Atlanta), 9-8-85
- 30 James Wilder (Tampa Bay), 10-14-84
- 30 Eric Dickerson (L.A. Rams), 10-2-83

Most Yards

- 273 O.J. Simpson (Buffalo), 11-25-76
- 200 Barry Word (Kansas City), 10-14-90
- 199 Eric Dickerson (L.A. Rams), 10-2-83
- 190 Rick Casares (Chicago), 12-16-56
- 174 Joe Perry (San Francisco), 10-2-58

Most TDs

- 3 Reggie Cobb (Tampa Bay), 11-10-91
- 3 John Riggins (Washington), 10-13-85
- 3 George Wonsley (Indianapolis), 11-11-84
- 3 Vince Evans (Washington), 10-23-83
- 3 Eric Dickerson (L.A. Rams), 10-2-83
- 3 Kevin Long (N.Y. Jets), 9-16-79
- 3 Ed Podolak (Kansas City), 11-25-7
- 3 Clinton Jones (Minnesota), 11-15-70
- 3 John Roland (St. Louis), 10-1-67

Longest Run

- 821 Tom Wilson (L.A. Rams), 10-12-58
- 821 Elmer Angman (St. Louis), 10-23-49

PASSING

Most Attempts

- 66 Chris Miller (Atlanta), 12-24-89
- 60 Don Majkowski (Green Bay), 11-12-89
- 52 Vince Evans (Chicago), 10-16-83
- 47 Jim Harbaugh (Chicago), 11-28-91
- 46 Don Majkowski (Green Bay), 9-30-90
- 45 Don Majkowski (Green Bay), 10-29-89
- 45 Jim Everett (L.A. Rams), 11-17-91

Most Completions

- 37 Chris Miller (Atlanta), 12-24-89
- 35 Don Majkowski (Green Bay), 11-12-89
- 30 Warren Moon (Houston), 11-5-89
- 29 Don Majkowski (Green Bay), 10-29-89
- 29 Randy Wright (Green Bay), 12-4-88
- 29 Jeff George (Indianapolis), 9-22-91

Most Yards

- 403 Sonny Jurgensen (Philadelphia), 12-17-61
- 399 Boomer Esiason (Cincinnati), 11-15-89
- 398 Warren Moon (Houston), 10-5-86
- 391 Wade Wilson (Minnesota), 11-6-88
- 384 Richard Todd (N.Y. Jets), 2-6-82
- 376 John Unitas (Baltimore), 11-10-63

Most TDs

- 5 Dave Krieg (Seattle), 12-2-84
- 5 Norm Van Brocklin (L.A. Rams), 10-29-50

Longest Completion

- 981 Bill Wade (Chicago)
to John Farrington, 10-8-61

RECEIVING

Most Receptions

- 15 Steve Largent (Seattle), 10-18-87
- 14 Ralph Heywood (N.Y. Bulldogs), 12-4-49
- 13 Art Monk (Washington), 11-4-90
- 11 Tim McGee (Cincinnati), 11-19-89
- 11 Tony Hill (Dallas), 9-15-85
- 11 Doug Cosbie (Dallas), 9-15-85

Most Yards

- 303 Jim Benton (Cleveland), 11-22-45
- 261 Steve Largent (Seattle), 10-18-87
- 210 Sammy White (Minnesota), 11-7-76
- 207 Carroll Dale (L.A. Rams), 11-17-63
- 205 Carroll Dale (Green Bay), 9-29-58

Most TDs

- 4 Paul Warfield (Miami), 12-15-73
- 4 Don Hutson (Green Bay), 10-7-45
- 3 Steve Largent (Seattle), 10-18-87
- 3 Wesley Walker (N.Y. Jets), 12-6-82
- 3 Jack Ferrante (Philadelphia), 12-12-48
- 3 Bill Karr (Chicago), 11-24-35
- 3 Carroll Dale (L.A. Rams), 11-17-63

Longest Reception

- 981 John Farrington (Chicago)
from Bill Wade, 10-8-61

INTERCEPTIONS

Most Interceptions

- 4 Sammy Baugh (Washington), 11-14-43
- 4 Bobby Dillon (Green Bay), 11-26-53
- 3 Darrell Green (Washington), 11-15-87
- 3 Perry Smith (St. Louis), 12-3-78
- 3 Earsell Mackbee (Minnesota), 10-26-69
- 3 Frank Reagan (N.Y. Giants), 11-2-47

SCORING

Most Points

- 31 Don Hutson (Green Bay), 10-7-45
- 24 Paul Warfield (Miami), 12-15-73
- 18 by 12 players

PUNTING

Most Punts

- 14 Carl Kinscherf (N.Y. Giants), 11-7-43
- 12 Beryl Clark (Chicago Cardinals), 9-15-40
- 11 Bob Parsons (Chicago), 11-22-81
- 10 by three players

PUNT RETURNS

Most Returns

- 9 Cleotha Montgomery (L.A. Raiders), 12-10-84
- 8 Hugh McElhenny (San Francisco), 11-2-58
- 8 Joe Arenas (San Francisco), 10-16-55

KICKOFF RETURNS

Most Returns

- 7 Vic Washington (San Francisco), 11-4-73
- 7 Abe Woodson (San Francisco), 9-23-62

SACKS

Most Sacks

- 4 Rickey Jackson (New Orleans), 9-18-88
(since individual sack totals were kept in '82)

FIELD GOALS

Longest Field Goal

- 63 yards Tom Dempsey (N.O.), 11-8-70 (NFL Record)

Most FGs in a Game

- 5 Jan Stenerud (Minnesota), 9-23-84
- 5 Roger LeClerc (Chicago), 12-3-61
- 5 Bob Waterfield (L.A. Rams), 12-9-51

Most FGs, 50-yards-plus

- 2 Jan Stenerud (Minnesota), 9-23-84
- 2 Paul McFadden (Philadelphia), 11-4-84

MISCELLANEOUS

Most Fumbles Recovered

- 3 Corwin Clatt (Chicago Cardinals), 11-6-49

Silverdome Records

(Since 1975)

Longest Run from Scrimmage

HORACE KING, 75 yards (TD) vs. Tampa Bay,
Nov. 12, 1978

Longest Pass Completion

LEONARD THOMPSON from ERIC HIPPLE,
94 yards (TD) vs. Chicago, Oct. 19, 1981

Longest Punt

TOM SKLADANY, 74 yards vs. Oakland, Sept.
27, 1981

Longest Punt Return

EDDIE PAYTON, 87 yards (TD) vs. Minnesota,
Dec. 17, 1977

Longest Kickoff Return

JAMES OWENS, 101 yards (TD) for San
Francisco, Nov. 2, 1980

Longest Interception Return

LAWRENCE TAYLOR, 97 yards (TD) for N.Y.
Giants, Nov. 25, 1982

Longest Field Goal

ALI HAJI-SKEIKH, 56 yards for N.Y. Giants,
Nov. 7, 1983

Opponents' Team Records

RUSHING

Most Attempts

- 60 Pittsburgh, 9-16-73
- 55 Green Bay, 9-3-78
- 54 San Francisco, 10-20-91
- 53 L.A. Rams, 10-27-57
- 52 Minnesota, 12-17-77

Most Yards

- 366 Green Bay, 10-26-47
- 316 Baltimore, 10-19-58
- 310 Kansas City, 10-14-90
- 309 Chicago, 12-16-56
- 307 Buffalo, 11-25-76

Most TDs

- 7 Chicago, 10-19-41
- 6 San Francisco, 10-1-61

PASSING

Most Attempts

- 66 Atlanta, 12-24-89
- 63 Washington, 11-4-90
- 62 Dallas, 9-15-85
- 60 Green Bay, 11-12-89
- 52 Green Bay, 12-4-88
- 52 Green Bay, 12-12-82
- 48 Chicago, 11-28-91
- 48 N.Y. Yankees, 10-23-50

Most Completions

- 43 Washington, 11-4-90
- 40 Dallas, 9-15-85
- 37 Atlanta, 12-24-89
- 35 Green Bay, 11-12-89
- 33 Cincinnati, 11-19-89
- 31 Dallas, 10-27-91
- 30 Houston, 11-5-89
- 30 Green Bay, 11-20-88

Most Yards

- 482 Washington, 11-4-90
- 452 Dallas, 9-15-85
- 447 Cincinnati, 11-19-89
- 430 Chicago Cardinals, 9-28-47
- 429 L.A. Rams, 10-29-50
- 398 Houston, 10-5-86

Most TDs

- 6 L.A. Rams, 10-29-50
- 6 Green Bay, 10-7-45
- 5 Seattle, 12-2-84
- 5 Baltimore, 10-16-66

INTERCEPTIONS

Most Interceptions

- 9 Green Bay, 10-24-43
- 7 Denver, 10-7-84
- 7 Cleveland, 11-26-44
- 7 Chicago, 11-22-42
- 6 Chicago, 9-26-54

SCORING

Most Points

- 65 L.A. Rams, 10-29-50
- 59 Dallas, 9-15-68
- 57 Green Bay, 10-7-45
- 56 Chicago Cardinals, 11-7-48
- 49 San Francisco, 10-1-61
- 49 Chicago, 10-19-41

PUNTING

Most Punts

- 16 Chicago Cardinals, 9-15-40
- 11 Chicago, 11-22-81
- 10 by four teams

SACKS

Most Sacks

- 12 Chicago, 12-16-84
- 11 Dallas, 10-6-75
- 8 Minnesota, 10-22-89
- 8 Minnesota, 10-8-89
- 8 L.A. Raiders, 12-10-84
- 8 Philadelphia, 11-4-84
- 8 Minnesota, 9-25-83

TOTAL OFFENSE

Most Yards Gained

- 676 Washington, 11-4-90
- 566 Kansas City, 10-14-90
- 554 Dallas, 9-15-86
- 553 Minnesota, 11-6-88
- 546 Cincinnati, 11-19-89
- 542 Chicago, 9-24-89
- 542 Dallas, 9-15-68

Fewest Yards Allowed

- 16 Chicago Cardinals, 10-17-43
- 60 Minnesota, 11-24-88
- 89 Minnesota, 10-6-87

Fewest Rush Yards Allowed

- 53 Chicago Cardinals, 10-17-43
- 10 Chicago Cardinals, 9-15-40
- 17 Green Bay, 10-25-87
- 18 Minnesota, 11-24-88

Fewest Pass Yards Allowed

- 0 Minnesota, 10-10-37
- 21 Minnesota, 11-6-88
- 38 Chicago, 11-10-85
- 42 Minnesota, 11-24-88
- 54 Green Bay, 11-12-89

MISCELLANEOUS

Most TDs, Game

- 9 L.A. Rams, 10-29-50

Most Turnovers, Game

- 12 DETROIT vs. Chicago, 11-22-42

Fewest 1st Downs, Game

- 0 Philadelphia, 9-20-35



Coaching & Series Records

Detroit Coaching History

(Year-by-Year)

Year	Coach	W-L Record	Pct.	Conference Finish
1930*	Hal (Tubby) Griffen	5-6-3	.455	n/a - NFL/8th place
1931*	George (Potsy) Clark	11-3-0	.786	n/a - NFL/2nd place
1932*	George (Potsy) Clark	6-2-4	.750	n/a - NFL/3rd place
1933*	George (Potsy) Clark	6-5-0	.545	NFL Western (2nd)
1934	George (Potsy) Clark	10-3-0	.769	NFL Western (2nd)
1935	George (Potsy) Clark	7-3-2	.700	NFL Champions (1st)
1936	George (Potsy) Clark	8-4-0	.666	NFL Western (3rd)
1937	Earl (Dutch) Clark	7-4-0	.636	NFL Western (3rd)
1938	Earl (Dutch) Clark	7-4-0	.636	NFL Western (2nd)
1939	Gus Henderson	6-5-0	.545	NFL Western (3rd)
1940	George (Potsy) Clark	5-5-1	.500	NFL Western (3rd)
1941	Bill Edwards	4-6-1	.400	NFL Western (3rd)
1942	Bill Edwards	0-3-0	.000	
	John Karcis	0-8-0	.000	NFL Western (5th)
1943	Charles (Gus) Dorais	3-6-1	.333	NFL Western (3rd)
1944	Charles (Gus) Dorais	6-3-1	.667	NFL Western (2nd)
1945	Charles (Gus) Dorais	7-3-0	.700	NFL Western (2nd)
1946	Charles (Gus) Dorais	1-10-0	.091	NFL Western (5th)
1947	Charles (Gus) Dorais	3-9-0	.250	NFL Western (5th)
1948	Alvin (Bo) McMillin	2-10-0	.167	NFL Western (5th)
1949	Alvin (Bo) McMillin	4-8-0	.333	NFL Western (4th)
1950	Alvin (Bo) McMillin	6-6-0	.500	NFL Western (4th)
1951	Raymond (Buddy) Parker	7-4-1	.636	NFL Western (2nd)
1952	Raymond (Buddy) Parker	9-3-0	.750	NFL Champions (1st)
1953	Raymond (Buddy) Parker	10-2-0	.833	NFL Champions (1st)
1954	Raymond (Buddy) Parker	9-2-1	.818	NFL Runner-up (1st)
1955	Raymond (Buddy) Parker	3-9-0	.250	NFL Western (6th)
1956	Raymond (Buddy) Parker	9-3-0	.750	NFL Western (2nd)
1957	George Wilson	8-4-0	.667	NFL Champions (1st)
1958	George Wilson	4-7-1	.364	NFL Western (5th)
1959	George Wilson	3-8-1	.213	NFL Western (5th)
1960	George Wilson	7-5-0	.583	NFL Western (2nd)
1961	George Wilson	8-5-1	.615	NFL Western (2nd)
1962	George Wilson	11-3-0	.786	NFL Western (2nd)
1963	George Wilson	5-8-1	.385	NFL Western (4th)
1964	George Wilson	7-5-2	.583	NFL Western (4th)
1965	Harry Gilmer	6-7-1	.462	NFL Western (6th)
1966	Harry Gilmer	4-9-1	.308	NFL Western (6th)
1967	Joe Schmidt	5-7-2	.417	NFL Central (3rd)

Year	Coach	W-L Record	Pct.	Conference Finish
1968	Joe Schmidt	4-8-2	.333	NFL Central (4th)
1969	Joe Schmidt	9-4-1	.692	NFL Central (2nd)
1970	Joe Schmidt	10-4-0	.714	NFC Central (2nd)
1971	Joe Schmidt	7-6-1	.583	NFC Central (2nd)
1972	Joe Schmidt	8-5-1	.607	NFC Central (2nd)
1973	Don McCafferty	6-7-1	.464	NFC Central (2nd)
1974	Rick Forzano	7-7-0	.500	NFC Central (2nd)
1975	Rick Forzano	7-7-0	.500	NFC Central (2nd)
1976	Rick Forzano	1-3-0	.250	
	Tommy Hudspeth	5-5-0	.500	NFC Central (3rd)
1977	Tommy Hudspeth	6-8-0	.429	NFC Central (3rd)
1978	Monte Clark	7-9-0	.438	NFC Central (3rd)
1979	Monte Clark	2-14-0	.125	NFC Central (5th)
1980	Monte Clark	9-7-0	.563	NFC Central (2nd)
1981	Monte Clark	8-8-0	.500	NFC Central (2nd)
1982	Monte Clark	4-5-0	.444	NFC Central (4th)
1983	Monte Clark	9-7-0	.563	NFC Central (1st)
1984	Monte Clark	4-11-1	.281	NFC Central (4th)
1985	Darryl Rogers	7-9-0	.438	NFC Central (4th)
1986	Darryl Rogers	5-11-0	.313	NFC Central (3rd)
1987	Darryl Rogers	4-11-0	.267	NFC Central (5th)
1988	Darryl Rogers	2-9-0	.180	
	Wayne Fontes	2-3-0	.400	NFC Central (4th)
1989	Wayne Fontes	7-9-0	.438	NFC Central (3rd)
1990	Wayne Fontes	6-10-0	.375	NFC Central (3rd)
1991	Wayne Fontes	12-4-0	.750	NFC Central (1st)
TOTAL (18 coaches)		387-398-32		
DETROIT LIONS (17 coaches)		359-382-25		
Portsmouth Spartans (2 coaches)		28- 16- 7		

(*) The Lions were known as the Portsmouth Spartans (1930-33) before moving to Detroit in 1934.

Lions' Head Coaches Summary

Name	Years	Total	Games	Won	Lost	Tied
Hal Griffen	1930	1	14	5	6	3
Potsy Clark	1931-36, 40	7	48	3	25	7
Dutch Clark	1937-38	2	22	14	8	0
Gus Henderson	1939	1	11	5	0	
Bill Edwards	1941-42	1+	14	4	9	1
John Karcis	1942	1-	8	0	8	0
Gus Dorais	1943-47	5	53	2	31	2
Bo McMillin	1948-50	3	36	12	24	0
Buddy Parker	1951-56	6	72	47	2	2
George Wilson	1957-64	8	104	53	4	6
Harry Gilmer	1965-66	2	28	10	16	2
Joe Schmidt	1967-72	6	84	43	3	7
Don McCafferty	1973	1	14	6	1	
Rick Forzano	1974-76	2+	32	15	17	0
Tommy Hudspeth	1976-77	1+	24	11	1	0
Monte Clark	1978-84	7	105	43	1	1
Darryl Rogers	1985-88	3+	58	18	0	
Wayne Fontes	1988-	3+	53	27	6	
TOTALS (18 coaches)		61	817	389	398	32

+Denotes having coached a portion of an additional season;

-Denotes having coached less than one season



Joe Schmidt



Buddy Parker

Past Lions' Coaches

- * Hunk Anderson, 1939
- Billy Atkins, 1978-79
- * Joe Bach, 1943-47
- Bob Baker, 1985-88
- Carl Battershell, 1985-88
- Sammy Baugh, 1966
- Maxie Baughan, 1980-82
- Ed Beard, 1983-84
- Bruce Beatty, 1975-76
- Bill Belichick, 1976-77
- Leeman Bennett, 1972
- Raymond Berry, 1973-75, 1990
- * Les Bingaman, 1960-64
- Carl Brettschneider, 1965-66
- Earl Brown, 1951
- John Brunner, 1980-82
- Joe Bugel, 1975-76
- Lew Carpenter, 1987-88
- Jim Carr, 1975-76
- Pete Cawthon, 1945
- * Paul Christman, 1954-55
- * Dutch Clark, HEAD COACH, 1937-38
- * Patsy Clark, HEAD COACH, 1934-36, 1940
- Red Cochran, 1956-58
- Jimmy David, 1967-72
- Darrell "Mouse" Davis, 1989-90
- Rey Dempsey, 1975
- Don Doll, 1963-64, 1978-88
- * Gus Dorais, HEAD COACH, 1943-47
- Rollie Dotsch, 1977
- Bob Dove, 1958-59
- Bill Edwards, HEAD COACH, 1941, 1942 (three games)
- Wally English, 1974-75, 1977
- * Len Fontes, 1990-91
- Aldo Forte, 1950-65
- Rick Forzano, assistant 1973, HEAD COACH 1974-76
- Doug Gerhart, 1978
- Bob Gibson, 1976
- Harry Gilmer, HEAD COACH, 1965-66
- Jerry Glanville, 1974-76
- Sonny Grandelius, 1964
- * Gus Henderson, HEAD COACH, 1939
- Fred Hoaglin, 1978-84
- Bob Holloway, 1973-74
- Tommy Hudspeth, HEAD COACH, 1976-77
- Ed Hughes, 1977
- Bill Johnson, 1983-84
- June Jones, 1989-90
- John Karcis, assistant 1942, HEAD COACH 1942 (eight games)
- Eddie Khayat, 1973-74, 1982-84
- Chuck Knox, 1967-72
- * Paul Lanham, 1985-86
- Joe Madden, 1980-84
- Ted Marchibroda, 1982-83
- Jim Martin, 1967-72
- * Don McCafferty, HEAD COACH, 1973
- Leon McLaughlin, 1973-74
- * Scooter McLean, 1959-63
- * Bo McMillin, HEAD COACH, 1948-50
- Bill McPeak, 1967-72
- John Meyer, 1973-74
- Burnie Miller, 1977
- Roy Miller, 1941-42
- Dick Modzelewski, 1988-89
- Bill Muir, 1985-88
- Mike Murphy, 1985-89
- Bill Nelsen, 1984
- Rex Norris, 1985-87
- John North, 1965-72
- Bob Nussbaumer, 1957-64
- * Buddy Parker, assistant 1950, HEAD COACH, 1951-56
- Larry Pasquale, 1979
- John Payne, 1977
- Floyd Peters, 1978-81
- Mel Phillips, 1980-84
- Buster Ramsey, 1952-59
- * Clare Randolph, 1940
- Vic Rapp, 1987-88
- Jimmy Raye, 1978-79
- Floyd Reese, 1975-77
- Ray Renfro, 1965
- Lou Rymkus, 1966
- Joe Schmidt, assistant 1966, HEAD COACH, 1967-72
- Bob Schnelker, 1978-81
- Marty Schottenheimer, 1978-79
- Larry Seiple, 1980-84
- Willie Shaw, 1985-88
- Fritz Shurmur, 1975-77
- Ken Shipp, 1976
- Don Shula, 1960-62
- * Jackie Simpson, 1983
- Carl Taseff, 1965-66
- Tim Temerario, 1948-49
- * Russ Thomas, 1952-53
- Dick Voris, 1972
- Ivy Williams, 1985-86
- * George Wilson, assistant 1949-56, HEAD COACH, 1957-64
- Bob Winslow, 1946-47
- * Lou Zarza, 1948
- Art Zeleznik, 1976
- * deceased

Lions vs. All-Time League Opponents

LIONS vs. NFC TEAMS

(Regular Season Only)

	GP	W	L	T
Atlanta	21	16	5	0
Chicago	115	45	67	3
Dallas	11	5	6	0
Green Bay	117	53	58	6
Los Angeles	59	26	32	1
Minnesota	61	21	38	2
New Orleans	12	6	5	1
New York	26	13	12	1
Philadelphia	22	11	9	2
Phoenix	10	5	5	0
San Francisco	50	25	24	1
Tampa Bay	28	14	14	0
Washington	24	3	21	0
Totals	556	243	296	17

LIONS vs. AFC TEAMS

(Regular Season Only)

	GP	W	L	T
Balt./Indianapolis	37	18	17	2
Buffalo	4	2	1	1
Cincinnati	5	2	3	0
Cleveland	13	10	3	0
Denver	7	3	4	0
Houston	5	2	3	0
Kansas City	7	3	4	0
Miami	4	2	2	0
New England	4	2	2	0
New York	6	3	3	0
Oakland/L.A.	7	2	5	0
Pittsburgh	24	13	10	1
San Diego	5	3	2	0
Seattle	5	1	4	0
Total	133	66	63	4

LIONS IN POST-SEASON GAMES

	GP	W	L	T
Championships	6	4	2	
Playoffs	6	3	3	
Total	12	7	5	

LIONS IN PRESEASON GAMES

(Since 1949)

	GP	W	L	T
Balt./Indianapolis	16	4	11	1
Buffalo	18	10	7	1
Chicago Cardinals	7	4	3	0
Chicago Bears	1	0	1	0
Cincinnati	22	10	12	0
Cleveland	32	19	12	1
College All-Stars	4	2	1	1
Dallas	4	1	3	0
Denver	3	1	2	0
Houston	1	1	0	0
Kansas City	10	6	4	0
L.A. Rams	2	0	1	1
Miami	6	1	5	0
Minnesota	1	0	0	1
New England	3	2	1	0
New Orleans	4	3	1	0
New York Bulldogs	1	1	0	0
New York Giants	14	9	4	1
New York Jets	2	1	1	0
New York Yanks	1	1	0	0
Oakland/L.A.	3	1	2	0
Philadelphia	25	13	11	1
Pittsburgh	12	8	4	0
St. Louis/Phoenix	7	6	1	0
San Diego	1	1	0	0
Seattle	7	2	5	0
Washington	17	10	7	0
Total	224	117	99	8

LIONS vs. DEFUNCT TEAMS

(Regular Season Games)

	GP	W	L	T
Boston Redskins	3	3	0	0
Boston Yanks	5	3	2	0
Booklyn Dodgers	11	8	3	0
Chicago Cardinals	31	19	9	3
Chicago-Pittsburgh	2	2	0	0
Cincinnati-St. Louis	2	2	0	0
Cleveland Rams	15	8	7	0
Dallas Texans	2	2	0	0
New York Bulldogs	1	1	0	0
New York Yanks	4	2	1	1
Phila.-Pittsburgh	1	0	1	0
Totals	77	50	23	4

Lions vs. the NFL

(Regular Season)

LIONS vs. ATLANTA

(16-5-0)

DATE	W-L-T	SCORE
9-25-66*	W	28-10
10-22-67*	W	24-3
12-8-68	W	24-7
11-9-69*	W	27-21
10-3-71*	W	41-38
10-8-72	W	26-23
10-1-73*	W	31-6
9-28-75	W	17-14
9-19-76*	W	24-10
11-13-77	L	6-17
10-15-78	L	0-14
9-23-79*	W	24-23
10-5-80	L	28-43
9-18-83*	L	14-30
9-9-84	W(OT)	27-24
9-8-85	W	28-27
12-21-86*	L	6-20
12-27-87	W	30-13
9-4-88*	W	31-17
12-24-89	W	31-24
9-16-90*	W	21-14

LIONS vs. BALTIMORE/ INDIANAPOLIS (19-17-2)

DATE	W-L-T	SCORE
12-3-50	W	45-21
10-3-53	W	27-17
11-7-53*	W	17-7
10-16-54*	W	35-0
11-6-54	W	27-3
10-1-55	L	13-28
11-5-55*	W	24-14
10-6-56	W	31-14
11-18-56*	W	27-3
9-29-57	L	14-34
10-20-57*	W	31-27
9-28-58	L	15-28
10-19-58*	L	14-40
9-29-59	L	9-21
10-11-59*	L	24-31
10-23-60*	W	30-17
12-4-60	W	20-15
9-24-61	W	16-15
10-22-61*	L	14-17
9-30-62	W	29-20
12-2-62*	W	21-14
10-20-63*	L	21-25
11-10-63	L	21-24
10-25-64*	L	0-34
12-6-64	W	31-14
10-10-65	L	7-31

DATE	W-L-T	SCORE
11-25-65*	T	24-24
10-16-66	L	14-45
11-20-66*	W	20-14
11-19-67	L	7-14
11-10-68	L	10-27
12-7-69	T	17-17
10-21-73*	L	27-29
12-11-77	W	13-10
11-16-80*	L	9-10
9-22-85	L	6-14
9-22-91	W	33-24

LIONS vs. BUFFALO

(2-1-1)

DATE	W-L-T	SCORE
12-10-72	T	21-21
11-25-76*	W	27-14
10-28-79*	L	17-20
12-22-91	W(OT)	17-14

LIONS vs. CHICAGO

(45-67-3)

DATE	W-L-T	SCORE
11-29-34*	L	16-19
12-2-34	L	7-10
11-24-35	T	20-20
11-28-35*	W	14-2
10-25-36	L	10-12
11-26-36*	W	13-7
10-24-37	L	20-28
11-25-37*	L	0-13
11-20-38	W	13-7
11-24-38*	W	14-7
10-29-39	W	10-0
11-12-39*	L	13-23
10-13-40	L	0-7
11-10-40*	W	17-14
10-19-41	L	0-49
11-23-41*	L	7-24
11-1-42	L	0-16
11-22-42*	L	0-42
10-3-43*	L	21-27
10-31-43	L	14-35
10-22-44	T	21-21
11-19-44*	W	41-21
10-28-45*	W	16-10
11-11-45	W	35-28
11-24-46	L	6-42
12-8-46*	L	24-45
10-19-47	L	24-33
11-27-47*	L	14-34
10-17-48	L	0-28
12-5-48*	L	14-42

DATE	W-L-T	SCORE
11-13-49	L	24-27
11-24-49*	L	7-28
11-5-50*	L	21-35
12-10-50	L	3-6
10-28-51*	L	23-28
11-11-51	W	41-28
11-23-52	L	23-24
12-7-52*	W	45-21
11-22-53	W	20-16
12-6-53*	W	13-7
9-26-54*	W	48-23
12-12-54	L	24-28
11-20-55*	L	14-24
12-4-55	L	20-21
12-2-56*	W	42-10
12-16-56	L	21-38
11-24-57*	L	7-27
12-15-57	W	21-13
11-23-58*	L	7-20
12-14-58	L	16-21
11-22-59*	L	14-24
12-13-59	L	14-25
11-20-60	L	7-28
12-18-60*	W	36-0
10-8-61*	L	17-31
12-3-61	W	16-15
10-28-62*	W	11-3
12-16-62	L	0-3
9-29-63*	L	21-37
12-15-63	L	14-24
10-18-64	W	10-
11-26-64*	L	24-27
10-24-65	L	10-38
11-21-65*	L	10-17
9-11-66*	W	14-3
11-6-66	T	10-10
10-15-67	L	3-14
11-5-67*	L	13-27
9-22-68*	W	42-0
10-13-68	W	28-10
10-19-69*	W	13-7
12-21-69	W	20-3
10-5-70*	W	28-14
10-25-70	W	16-10
10-24-71*	L	23-28
11-21-71	W	28-3
10-1-72	W	38-24
11-5-72*	W	14-0
11-18-73	W	30-7
12-9-73*	W	40-7
9-15-74	L	9-17
11-24-74*	W	34-17
10-12-75*	W	27-7

DATE	W-L-T	SCORE
12-7-75	L	21-25
9-12-76	L	3-10
11-21-76*	W	14-10
9-18-77	L	20-30
11-24-77*	L	14-31
9-17-78*	L	0-19
10-29-78	W	21-17
11-4-79	L	7-35
11-22-79*	W	20-0
10-19-80	L	7-24
11-27-80*	L(OT)	17-23
10-19-81*	W	48-17
11-22-81	W	23-7
9-12-82*	W	17-10
11-21-82	L	17-20
10-16-83*	W	31-17
10-30-83	W	38-17
11-18-84	L	14-16
12-16-84*	L	13-30
11-10-85	L	3-24
12-22-85*	L	17-37
10-26-86	L	7-13
12-15-86*	L	13-16
11-22-87	L	10-30
10-9-88*	L	7-24
12-11-88	L	12-13
9-24-89*	L	27-47
12-10-89	W	27-17
12-2-90	L(OT)	17-23
12-16-90*	W	38-21
11-3-91	L	10-20
11-28-91*	W	16-6

LIONS vs. CINCINNATI (2-3-0)

DATE	W-L-T	SCORE
9-27-70*	W	38-3
12-8-74	W	23-19
12-11-83	L	9-17
11-2-86*	L	17-24
11-19-89	L	7-42

LIONS vs. CLEVELAND (10-3-0)

DATE	W-L-T	SCORE
11-2-52*	W	17-6
12-19-54	W	14-10
12-8-57*	W	20-7
11-9-58	W	30-10
12-8-63*	W	38-10
11-15-64	L	21-37
9-24-67*	W	31-14
10-5-69	W	28-21
10-18-70	W	41-24
11-9-75*	W	21-10
9-11-83*	L	26-31
9-28-86	L	21-24
11-23-89*	W	13-10

LIONS vs. DALLAS (5-6-0)

DATE	W-L-T	SCORE
12-11-60*	W	23-14
10-13-63	L	14-17
9-15-68	L	13-59
10-30-72	L	24-28
10-6-75*	L	10-36
10-30-77	L	0-37
11-15-81*	W	27-24
9-15-85*	W	26-21
9-14-86*	L	7-31
11-8-87*	W	27-17
10-27-91*	W	34-10

LIONS vs. DENVER (3-4-0)

DATE	W-L-T	SCORE
11-7-71	W	24-20
11-28-74*	L	27-31
11-23-78*	W	17-14
10-11-81	L	21-27
10-7-84*	L	7-28
11-1-87	L	0-34
11-22-90*	W	40-27

LIONS vs. GREEN BAY (53-58-6)

DATE	W-L-T	SCORE
10-7-34	W	3-0
11-25-34*	L	0-3
10-20-35Mil.	L	9-13
11-10-35	L	7-31
11-17-35*	W	20-10
10-18-36	L	18-20
11-29-36*	L	17-26
10-3-37	L	6-26
10-31-37*	L	13-14
10-9-38	W	17-7
11-13-38*	L	7-28
10-22-39	L	7-26
12-3-39*	L	7-12
10-20-40	W	23-14
11-24-40*	L	7-50
9-14-41	L	0-23
10-26-41*	L	7-24
10-11-42Mil.	L	7-38
10-25-42*	L	7-28
10-10-43	L	14-35
10-24-43*	L	6-27
10-1-44Mil.	L	6-27
10-29-44*	L	0-14
10-7-45Mil.	L	21-57
12-2-45*	W	14-3
10-27-46Mil.	L	7-10
11-17-46*	L	0-9
10-26-47	L	17-34
12-7-47*	L	14-35
10-3-48	L	21-33

DATE	W-L-T	SCORE
10-31-48*	W	24-20
10-30-49Mil.	L	14-16
12-11-49*	W	21-7
9-17-50	W	45-7
11-19-50*	W	24-21
11-4-51	W	24-17
11-22-51*	W	52-35
10-26-52	W	52-17
11-27-52*	W	48-24
11-15-53	W	14-7
11-26-53*	W	34-15
11-21-54	W	21-17
11-25-54*	W	28-24
9-27-55	L	17-20
11-24-55*	W	24-10
9-30-56	W	20-16
11-22-56*	L	20-24
10-6-57	W	24-14
11-28-57*	W	18-6
10-5-58	T	13-13
11-27-58*	W	24-14
10-4-59	L	10-28
11-26-59*	L	17-24
11-2-60	L	9-28
11-24-60*	W	23-10
9-17-61Mil.	W	17-13
11-23-61*	L	9-17
10-7-62	L	7-9
11-22-62*	W	26-14
9-22-63Mil.	L	10-31
11-28-63*	T	13-13
9-28-64*	L	10-14
11-8-64	I	7-30
10-17-65*	L	21-31
11-7-65	W	12-7
10-2-66	L	14-23
10-30-66*	L	7-31
9-17-67	T	17-17
10-8-67*	L	17-27
9-29-68	W	23-17
10-20-68*	T	14-14
10-12-69*	L	17-28
11-23-69	W	16-10
9-20-70	W	40-0
12-20-70*	W	20-0
10-10-71*	W	31-28
11-1-71Mil.	T	14-14
10-16-72*	L	23-24
12-3-72	L	7-33
9-23-73	T	13-13
10-28-73*	W	34-0
9-29-74Mil.	L	19-21
10-27-74*	W	19-17
9-21-75Mil.	W	30-16
11-16-75*	W	13-10
10-3-76	L	14-24
10-31-76*	W	27-6
10-16-77*	W	10-6

DATE	W-L-T	SCORE
12-4-77	L	9-10
9-3-78*	L	7-13
10-1-78Mil.	L	14-35
10-14-79Mil.	L	16-24
12-15-79*	L	13-18
9-14-80Mil.	W	29-7
12-21-80*	W	24-3
10-25-81*	W	31-27
12-6-81	L	17-31
12-12-82	W	30-10
1-2-83*	W	27-24
10-9-83*	W	38-14
11-20-83Mil.	W(OT)	23-20
10-28-84	L	9-41
11-22-84*	W	31-28
10-6-85	L	10-43
12-15-85*	L	23-26
10-12-86	W	21-14
11-27-86*	L	40-44
10-11-87	W(OT)	19-16
10-25-87*	L	33-34
11-20-88	W	19-9
12-4-88*	W	30-14
10-29-89Mil.	L(OT)	23-20
11-12-89*	W	31-22
9-30-90*	L	21-24
12-22-90	W	24-17
9-8-91*	W	23-14
12-15-91	W	21-17

LIONS vs. HOUSTON (2-3-0)

DATE	W-L-T	SCORE
10-17-71	W	31-7
10-26-75	L	8-24
11-13-83	L	17-27
10-5-86*	W	24-13
11-5-89	L	35-31

LIONS vs. KANSAS CITY (3-4-0)

DATE	W-L-T	SCORE
11-25-71	W	32-21
11-23-75	L(OT)	21-24
10-26-80	L	17-20
11-26-81*	W	27-10
11-26-87*	L	20-27
10-23-88	W	7-6
10-14-90	L	24-43

LIONS vs. LOS ANGELES RAMS (26-32-1)

DATE	W-L-T	SCORE
10-20-46	L	14-35
11-3-46*	L	20-41
10-12-47*	L	13-27

DATE	W-L-T	SCORE
11-23-47	L	17-28
9-22-48	L	7-44
10-24-48*	L	27-34
9-23-49	L	24-27
10-16-49*	L	10-21
10-15-50*	L	28-30
10-28-50	L	24-65
10-14-51*	L	21-27
12-9-51	W	24-22
10-3-52	W	17-14
10-19-52*	W	24-16
10-18-53*	L	19-31
11-1-53	L	24-37
10-10-54*	W	21-3
10-31-54	W	27-24
10-9-55*	L	10-17
12-23-55	L	13-24
10-14-56*	W	24-21
10-28-56	W	16-7
10-13-57*	W	10-7
10-27-57	L	17-35
10-12-58*	L	28-42
10-26-58	W	41-24
10-25-59	W	17-7
11-15-59*	W	23-17
10-30-60	L	35-48
11-13-60*	W	12-10
10-15-61*	W	14-13
10-29-61	W	28-10
10-14-62*	W	13-10
11-4-62	W	12-3
9-14-63	W	23-2
11-17-63*	L	21-28
9-18-64	T	17-17
11-1-64*	W	37-17
9-19-65*	W	20-0
10-31-65	W	21-7
10-9-66*	L	7-14
12-4-66	L	3-23
11-23-67*	L	7-31
11-3-68	L	7-10
12-14-69*	W	28-0
12-14-70	W	28-23
11-14-71*	L	13-21
12-17-72	W	34-17
10-6-74	L	13-16
11-27-75*	L	0-20
12-11-76*	L	17-20
9-7-80	W	41-20
11-1-81	L	10-21
9-19-82	W	19-14
10-2-83	L	13-20
10-19-86	L	10-14
12-6-87*	L	16-37
9-11-88	L	10-17
11-17-91*	W	21-10

LIONS vs. MIAMI (2-2-0)

DATE	W-L-T	SCORE
12-15-73	L	7-34
12-9-79*	L	10-28
10-27-85*	W	31-21
9-15-91*	W	17-13

LIONS vs. MINNESOTA (21-38-2)

DATE	W-L-T	SCORE
11-19-61	W	37-10
12-10-61*	W	13-7
11-18-62	W	17-6
12-9-62*	W	37-23
10-27-63*	W	28-10
11-24-63	L	31-34
10-11-64	W	24-20
11-22-64*	T	23-23
9-26-65	W	31-29
12-12-65*	L	7-29
11-13-66	W	32-31
12-11-66*	L	16-28
11-12-67	T	10-10
12-17-67*	W	14-3
10-6-68	L	10-24
11-17-68*	L	6-13
10-26-69	L	10-24
11-27-69*	L	0-27
11-1-70*	L	17-30
11-15-70	L	20-24
9-20-71*	L	13-16
12-11-71	L	10-29
9-24-72*	L	10-34
11-12-72	L	14-16
10-7-73*	L	9-23
11-11-73	L	7-28
9-22-74*	L	6-7
10-20-74	W	20-16
10-19-75	L	19-25
12-14-75*	W	17-10
9-26-76*	L	9-10
11-7-76	L	23-31
10-9-77	L	7-14
12-17-77*	L	21-30
11-5-78	L	7-17
12-9-78*	W	45-14
9-30-79*	L	10-13
11-18-79	L	7-14
9-28-80*	W	27-7
11-9-80	L	0-34
9-20-81	L	24-26
12-12-81*	W	45-7
12-19-82*	L	31-34
9-25-83	L	17-20
12-5-83*	W	13-2
9-23-84*	L	28-29
10-21-84	W	16-14

DATE	W-L-T	SCORE
11-3-85	L	13-16
11-17-85*	W	41-21
9-7-86	W	13-10
11-9-86*	L	10-24
9-13-87	L	19-34
12-20-87*	L	14-17
11-6-88	L	17-44
11-24-88*	L	0-23
10-08-89	L	17-24
10-22-89*	L	7-20
10-7-90	W	34-27
11-11-90*	L	7-17
10-6-91*	W	24-20
11-24-91	W	34-14

LIONS vs. NEW ENGLAND (2-2-0)

DATE	W-L-T	SCORE
9-26-71	W	34-7
10-10-76*	W	30-10
10-7-79	L	17-24
12-8-85	L	6-23

LIONS vs. NEW ORLEANS (6-5-1)

DATE	W-L-T	SCORE
11-24-68*	T	20-20
11-8-70	L	17-19
11-19-72*	W	27-14
10-14-73	L	13-20
11-3-74*	W	19-14
11-14-76	L	16-17
9-25-77*	W	23-19
10-21-79	L	7-17
10-12-80*	W	24-13
9-18-88*	L	14-22
12-3-89*	W	21-14
10-28-90	W	27-10

LIONS vs. NY GIANTS (13-12-1)

DATE	W-L-T	SCORE
9-23-34*	W	9-0
11-1-36	L	7-14
11-15-36*	W	38-0
11-14-37	W	17-0
11-5-39*	W	18-14
11-9-41	L	13-20
11-7-43	T	0-0
11-18-45	L	14-35
11-2-47*	W	35-7
11-20-49	W	45-21
12-13-53	W	27-16
12-11-55*	L	19-24
12-7-58*	L	17-19
10-21-62	L	14-17
10-4-64*	W	26-3
12-10-67	W	30-7

DATE	W-L-T	SCORE
9-28-69*	W	24-0
9-17-72*	W	30-16
11-17-74*	W	20-19
12-5-76	L	10-24
11-25-82*	L	6-13
11-7-83*	W	15-9
10-16-88	L	10-30
10-30-88*	L(OT)	10-13
9-17-89	L	24-14
11-18-90	L	0-20

LIONS vs. NY JETS (3-3-0)

DATE	W-L-T	SCORE
11-23-72*	W	37-20
9-16-79	L	10-31
12-6-82*	L	13-28
11-28-85*	W	31-20
9-25-88*	L	10-17
12-8-91*	W	34-20

LIONS vs. OAKLAND/L.A. (2-5-0)

DATE	W-L-T	SCORE
11-26-70*	W	28-14
11-10-74	L	13-35
11-19-78	L	17-29
9-27-81*	W	16-0
12-10-84*	L	3-24
9-20-87	L	7-27
12-10-90*	L	31-38

LIONS vs. PHILADELPHIA (11-9-2)

DATE	W-L-T	SCORE
10-14-34	W	10-0
9-20-35*	W	35-0
10-11-36	W	23-0
12-4-38*	L	7-21
11-17-40	W	21-0
11-16-41*	W	21-17
10-14-45*	W	28-24
12-12-48	L	21-45
10-3-49*	L	14-22
11-18-51	W	28-10
12-5-54*	T	13-13
11-10-57	W	27-16
10-16-60	L	10-28
12-17-61*	L	24-27
12-19-65	W	35-28
11-28-68*	L	0-12
12-5-71*	L	20-23
12-15-74	L	17-28
10-2-77*	W	17-13
12-2-79	L	7-44
11-4-84*	T(OT)	23-23
11-16-86	W	13-11

LIONS vs. PITTSBURGH (13-10-1)

DATE	W-L-T	SCORE
11-4-34*	W	40-7
11-8-36*	W	28-3
10-10-37*	W	7-3
9-9-38*	W	16-7
9-22-40*	L	7-10
11-8-42*	L	7-35
11-10-46*	W	17-7
9-21-47	L	10-17
11-21-48*	W	17-14
10-8-49	L	7-14
9-24-50*	W	10-7
11-9-52	W	31-6
9-27-53*	W	38-21
11-13-55	W	31-28
12-9-56*	W	45-7
11-8-59	T	10-10
9-16-62*	W	45-7
10-18-66	L	3-17
12-3-67*	L	14-24
9-21-69	L	13-16
9-16-73	L	10-24
11-24-83*	W	45-3
12-7-86	L	17-27
10-1-89*	L	3-23

LIONS vs. ST. LOUIS/PHOENIX (5-5-0)

DATE	W-L-T	SCORE
11-12-61	W	45-14
10-1-67	L	28-38
11-16-69*	W	20-0
12-6-70*	W	16-3
12-2-73	W	20-16
12-21-75*	L	13-24
12-3-78	L	14-21
9-21-80*	W	20-7
12-7-80	L	23-24
9-10-89*	L	13-16

LIONS vs. SAN DIEGO (3-2-0)

DATE	W-L-T	SCORE
11-22-72*	W	34-20
11-6-77*	W	20-0
10-22-78*	W	31-14
9-13-81	L	23-28
9-30-84	L	24-27

LIONS vs. SAN FRANCISCO (25-24-1)

DATE	W-L-T	SCORE
10-8-50*	W	24-7
10-22-50	L	27-28
12-2-51*	L	10-20
12-16-51	L	17-21

DATE	W-L-T	SCORE
9-28-52	L	3-17
10-12-52*	L	0-28
10-11-53*	W	24-21
10-25-53	W	14-10
10-24-54	L	31-37
11-14-54*	W	48-7
10-16-55*	L	24-27
10-30-55	L	21-38
10-21-56*	W	20-17
11-4-56	W	17-13
11-3-57	L	31-35
11-17-57*	W	31-10
11-2-58	L	21-24
11-16-58*	W	35-21
10-18-59*	L	13-34
11-1-59	L	7-33
10-9-60*	L	10-14
11-6-60	W	24-0
10-1-61*	L	0-49
11-5-61	T	20-20
11-11-62	W	38-24
9-23-62*	W	45-24
10-6-63*	W	26-3
11-3-63	W	45-7
9-13-64	W	26-17
12-13-64*	W	24-7
11-14-65*	L	21-27
12-5-65	L	14-17
10-23-66	L	24-27
11-24-66*	L	14-41
10-29-67	W	45-3
10-27-68*	L	7-14
11-2-69	W	26-14
11-22-70*	W	28-14
12-19-71	L	27-31
11-4-73	W	30-20
10-14-74*	W	17-13
11-2-75	W	28-17
10-23-77	L	7-28
12-17-78*	W	33-14
11-2-80*	W	17-13
9-6-81*	W	24-17
9-2-84*	L	27-30
10-20-85*	W	23-21
10-2-88	L	13-20
10-20-91	L	3-35

LIONS vs. SEATTLE (1-4-0)

DATE	W-L-T	SCORE
10-24-76	W	41-14
9-24-78	L	16-28
12-2-84	L	17-38
10-18-87*	L	14-37
12-30-90	L	10-30

LIONS vs. TAMPA BAY (14-14-0)

DATE	W-L-T	SCORE
11-20-77*	W	16-7
9-9-78	W	15-7
11-12-78*	W	34-23
9-1-79	L	16-31
11-11-79*	L	14-16
11-23-80	W	24-10
12-14-80*	W	27-14
10-4-81	L	10-28
12-20-81*	L	17-20
12-26-82	L	21-23
9-4-83	W	11-0
12-18-83*	W	23-20
9-16-84	L	17-21
10-14-84*	W(OT)	13-7
9-29-85*	W	30-9
11-24-85	L(OT)	16-19
9-21-86*	L	20-24
11-23-86	W	38-17
10-4-87*	L	27-31
12-13-87	W	20-10
11-13-88*	L	20-23
12-18-88	L	10-21
10-15-89	W	17-16
12-17-89*	W	33-7
9-9-90*	L	21-38
9-23-90	L	20-23
9-29-91*	W	31-3
11-10-91	L	21-30

LIONS vs. WASHINGTON (3-21-0)

DATE	W-L-T	SCORE
10-16-38*	L	5-7
11-26-39	L	7-31
10-27-40*	L	14-20
11-29-42*	L	3-15
11-14-43	L	20-42
10-6-46	L	16-17
11-16-47*	W	38-21
11-14-48	L	21-46
9-30-51*	W	35-17
11-11-56	L	17-18
10-3-65*	W	14-10
12-15-68	L	3-14
10-11-70	L	10-31
11-22-73*	L	0-20
10-17-76	L	7-20
10-8-78*	L	19-21
9-9-79*	L	24-27
11-8-81	L	31-33
10-23-83	L	17-38
11-11-84	L	14-28
10-13-85	L	3-24
11-15-87	L	13-20
11-4-90*	L(OT)	38-41
9-1-91	L	0-45

(*indicates home games)



Defensive end Dan Owens

Lions' Monday Night Games

Date	Opponent	Score	Date	Opponent	Score
10-5-70	Chicago	28-14, Detroit	10-6-75	Dallas	36-10, Cowboys
12-14-70	at L.A. Rams	28-23, Detroit	10-19-81	Chicago	48-17, Detroit
9-20-71	Minnesota	16-13, Vikings	12-6-82	N.Y. Jets	28-13, Jets
11-1-71	at Green Bay	14-14, tied	11-7-83	N.Y. Giants	15-9, Detroit
10-16-72	Green Bay	24-23, Packers	12-5-83	Minnesota	13-2, Detroit
10-30-72	at Dallas	28-24, Cowboys	12-10-84	L.A. Raiders	24-3, Raiders
10-1-73	Atlanta	31-6, Detroit	12-15-86	Chicago	16-13, Bears
10-14-74	San Francisco	17-13, Detroit	12-10-90	L.A. Raiders	38-31, Raiders

Total Monday Night Games: 16; Monday Night Record: 7-8-1
 Home Record: 6-7 (Silverdome: 3-5, Tiger Stadium: 3-2); Road Record: 1-1-1

Lions' Overtime Games

Record: 5-7-1 (1-3-1 at home, 4-4-0 on the road)

Date	Result	Winning Score	Elapsed Time
11/23/75	L at Kansas City, 21-24	Jan Stenerud, 26-yd. FG	6:44
11/27/80	L vs. Chicago, 17-23	Dave Williams, 95-yd. KO Return	0:21
11/20/83	W vs. Green Bay, (at Milwaukee) 23-20	Eddie Murray, 37-yd. FG	8:30
9/9/84	W at Atlanta, 27-24	Eddie Murray, 48-yd. FG	5:06
10/14/84	W vs. Tampa Bay, 13-7	Leonard Thompson, 37-yd. pass from Gary Danielson	4:34
11/4/84	T vs. Philadelphia, 23-23		
11/24/85	L at Tampa Bay, 16-19	Donald Igwebuike, 24-yd. FG	12:31
10/11/87	W at Green Bay, 19-16	Mike Prindle, 31-yd. FG	12:26
10/30/88	L vs. NY Giants, 10-13	Paul McFadden, 33-yd FG	0:55
10/29/89	L vs. Green Bay, (at Milwaukee) 20-23	Chris Jacke, 38-yd. FG	2:14
11/4/90	L vs. Washington, 38-41	Chip Lohmiller, 34-yd. FG	9:10
12/2/90	L at Chicago	Neal Anderson, 50-yd. pass from Jim Harbaugh	10:57
12/22/91	W at Buffalo, 17-14	Ed Murray, 21-yd. FG	4:23

Lions' Post-Season Games

Record: 7-5-0 (5-0 at home, 2-5 on the road;
4-1 in NFL Championship Games, 0-1 in NFC Championship Games)

Date	Result	Game
12/15/35	Won vs. N.Y. Giants, 26-7	NFL Championship
12/21/52	Won vs. L.A. Rams, 31-21	NFL Playoff
12/28/52	Won at Cleveland, 17-7	NFL Championship
12/27/53	Won vs. Cleveland, 17-16	NFL Championship
12/26/54	Lost at Cleveland, 10-56	NFL Championship
12/22/57	Won at San Francisco, 31-27	NFL Playoff
12/29/57	Won vs. Cleveland, 59-14	NFL Championship
12/26/70	Lost at Dallas, 0-5	NFC Playoff
1/8/83	Lost at Washington, 31-7	NFC Playoff
12/31/83	Lost at San Francisco, 23-24	NFC Playoff
1/5/92	Won vs. Dallas, 38-6	NFC Playoff
1/12/92	Lost at Washington, 41-10	NFC Championship

Post-Season Records vs. Teams

Cleveland Browns: 3-1
Dallas Cowboys: 1-1
Los Angeles Rams: 1-0

New York Giants: 1-0
San Francisco 49ers: 1-1
Washington Redskins: 0-2



The Lions "Restored the Roar" last season, claiming the Central Division title and advancing to the NFC Championship Game.



Wayne Fontes with Jim Brandstatter (left) and Mark Champion of WWJ Radio.

Lions' Radio


In 1992, the Detroit Lions' radio network will be comprised of 32 stations throughout the state of Michigan and directed for the fourth year by flagship station WWJ Newsradio 95 (950) in Detroit.

The Lions' broadcasting team again will feature play-by-play man Mark Champion, who had been the radio voice of the Tampa Bay Buccaneers for nine years prior to coming to Detroit in '89. Detroit radio and television sports personality Jim Brandstatter, who is a former star lineman for the University of Michigan, again will provide the color commentary. Behind the scenes, providing game statistics to Champion and Brandstatter, will be Walter Dell - who is in his 31st season covering the Lions. Members of the Lions' 32-station network and their locations (at press time):

WWJ, Detroit
WGRY, Grayling
WUPY, Ontonagon
WABJ, Adrian
WPLB, Greenville
WWPZ, Petoskey
WMLM, Alma
WCSR AM/FM, Hillsdale
WPHM, Port Huron
WATZ, Alpena
WHGR, Houghton Lake

WSGW, Saginaw
WBCK, Battle Creek
WIBM, Jackson
WSJM, St. Joseph
WBRN, Big Rapids
WKMI, Kalamazoo
WMIC, Sandusky
WATT, Cadillac
WJIM, Lansing
WSOO, Sault Ste. Marie
WYKX, Escanaba

WDMJ, Marquette
WIOS/WKJC-FM, Tawas
City
WFDF, Flint
WCEN, Mt. Pleasant
WSPD, Toledo
WMJZ-AM/FM, Gaylord
WKBZ, Muskegon
WTCM, Traverse City
WOOD, Grand Rapids
WNBY AM/FM, Newberry



Year-By-Year Results

Lions' Pre-Season Results

(1949-1991)

1949 (3-2-0)

NY Bulldogs at Hershey W 21-10
Pittsburgh at Roanoke W 41-21
Philadelphia at New Orleans L 14-45
Washington at Denver L 31-7
NY Giants at Minneapolis W 21-6

1950 (2-3-0)

at Pittsburgh L 17-14
Cleveland at Akron L 35-14
Washington at Dallas L 28-24
Philadelphia at Little Rock W 49-24
Chicago Cards at Birmingham W 24-16

1951 (4-1-1)

NY Giants at Dallas W 31-21
Philadelphia at Shreveport T 17-17
Washington at Amarillo L 10-7
Cleveland at DETROIT W 21-20
Chicago Cards at San Antonio W 21-7
NY Yanks at Houston W 28-14

1952 (6-0-0)

Chicago Cards at Amarillo W 28-13
Philadelphia at Little Rock W 7-3
NY Giants at DETROIT W 33-17
Cleveland at Syracuse W 28-21
at Dallas W 21-14
Washington at Norman W 45-7

1953 (4-1-1)

All-Stars at Chicago W 24-10
Pittsburgh at Syracuse W 16-13
NY Giants at Dallas W 38-7
Cleveland at DETROIT T 24-24
Washington at Buffalo W 31-7
at Philadelphia L 28-17

1954 (6-0-0)

All-Stars at Chicago W 31-6
at Philadelphia W 17-14
Washington at DETROIT W 37-7
NY Giants at Norman W 28-13
Cleveland at Dallas W 56-31
Pittsburgh at Buffalo W 42-14

1955 (4-2-0)

Philadelphia at Dallas L 14-8
Washington at Mobile W 17-14
Chicago Cards at St. Louis L 17-16
Pittsburgh at Miami W 24-0
at Cleveland W 19-3
NY Giants at DETROIT W 27-17

1956 (4-2-0)

Pittsburgh at Toledo W 20-15
Chicago Cards at Mobile L 20-17
Philadelphia at Miami W 31-14
Cleveland at DETROIT W 17-0
Cleveland at Akron W 31-14
Washington at Buffalo L 19-17

1957 (3-3-0)

Cleveland at DETROIT W 20-10
Philadelphia at Toledo W 34-27
Washington at Birmingham W 31-14
Pittsburgh at Buffalo L 20-14
at Cleveland L 23-7
NY Giants at DETROIT L 17-0

1958 (3-3-0)

All-Stars at Chicago L 35-19
Cleveland at DETROIT W 17-7
NY Giants at DETROIT W 24-17
Chicago Bears at Dallas W 24-17
Philadelphia at Norman L 31-24
at Cleveland L 41-7

1959 (4-2-1)

Los Angeles at Boulder T 20-20
Chicago Cards at Norman L 21-19
Cleveland at Akron W 9-3
NY Giants at DETROIT L 38-0
Philadelphia at Toledo W 35-24
Cleveland at DETROIT W 31-28
Washington at DETROIT W 31-14

1960 (2-3-1)

Cleveland at DETROIT L 28-14
St. Louis at Toledo W 24-21
Pittsburgh at DETROIT W 13-7
Philadelphia at Norman L 40-10
NY Giants at New Haven T 16-16
at Cleveland L 14-10

1961 (4-1-0)

Cleveland at DETROIT W 35-7
at Pittsburgh W 17-14
Philadelphia at DETROIT L 23-14
St. Louis at DETROIT W 20-7
at Cleveland W 35-17

1962 (4-1-0)

Cleveland at DETROIT L 17-14
Dallas at Cleveland W 35-24
Pittsburgh at DETROIT W 26-20
St. Louis at Omaha W 19-14
at St. Louis W 14-0

1963 (2-3-0)

Cleveland at DETROIT W 24-10
New York at Cleveland L 24-21
St. Louis at Omaha W 22-17
Pittsburgh at DETROIT L 22-7
Dallas at New Orleans L 27-17

1964 (3-1-1)

Washington at Charlotte W 28-27
Baltimore at DETROIT T 28-28
at Philadelphia W 17-13
Cleveland at DETROIT L 35-14
New York at Cleveland W 24-10

1965 (1-4-0)

at Philadelphia L 20-17
Baltimore at DETROIT L 23-3
Cleveland at DETROIT L 28-14
New York at Cleveland W 25-21
Washington at Canton L 20-3

1966 (0-4-1)

Minnesota at New Orleans T 6-6
St. Louis at DETROIT L 28-14
New York at New Haven L 17-7
Dallas at Tulsa L 20-10
Baltimore at DETROIT L 20-0

1967 (3-2-0)

at Denver L 13-7
Buffalo at DETROIT W 19-17
at San Diego W 38-17
Baltimore at DETROIT L 14-5
at St. Louis W 21-7

1968 (2-3-0)

at Buffalo L 13-9
at Philadelphia W 20-3
Baltimore at DETROIT W 14-7
at Washington L 16-10
New York Jets at Cleveland L 9-6

1969 (5-1-0)

at Kansas City L 38-13
Buffalo at DETROIT W 24-12
Boston at Montreal W 22-9
Washington at Tampa W 21-20
Philadelphia at Raleigh W 23-21
New Orleans at DETROIT W 42-7

1970 (4-2-0)

Kansas City at DETROIT L 30-17
at Buffalo W 22-6
at New Orleans W 31-17
Philadelphia at DETROIT W 31-7
Baltimore at Raleigh L 20-14
at Cincinnati W 31-14

1971 (3-3-0)

New York Jets at Tampa W 28-24
Cincinnati at DETROIT L 31-24
Baltimore at Ann Arbor W 23-20
at Miami L 28-24
Buffalo at DETROIT L 31-17
at Philadelphia W 49-10

1972 (4-2-0)

Miami at DETROIT W 31-23
at Cincinnati L 28-30
Cleveland at Ann Arbor W 34-7
Washington at DETROIT W 23-10
Baltimore at Tampa W 24-17
at New England L 34-30

1973 (4-2-0)

at Washington W 17-14
at Kansas City W 17-16
Baltimore at Memphis L 32-28
Cincinnati at DETROIT L 17-10
at Cleveland W 16-13
New England at DETROIT W 34-21

1974 (2-4-0)

at Kansas City L 20-12
at Baltimore W 6-3
Oakland at DETROIT L 41-10
at Cincinnati L 27-14
at Buffalo L 28-7
Cleveland at DETROIT W 21-7

1975 (2-4-0)

Oakland at Berkeley L 34-0
at Miami L 20-14
Kansas City at PONTIAC W 27-24
at Washington L 34-13
Cincinnati at PONTIAC L 22-14
at Cleveland W 27-24

1976 (3-4-0)

Denver at Canton L 10-7
Buffalo at PONTIAC W 20-17
Miami at PONTIAC L 30-21
at Cincinnati L 26-14
Dallas at Memphis L 36-16
at Kansas City W 23-21
Baltimore at PONTIAC W 24-9

1977 (3-3-0)

Kansas City at PONTIAC W 17-0
at Buffalo L 17-10
Cincinnati at PONTIAC L 17-13
at Seattle W 16-14
at Baltimore L 21-10
Cleveland at PONTIAC W 24-20

1978 (2-2-0)

Buffalo at PONTIAC W 28-20
at Cincinnati W 14-10
at Cleveland L 14-10
Baltimore at PONTIAC L 13-7

1979 (2-2-0)

Cincinnati at PONTIAC L 40-28
at Buffalo W 34-13
Cleveland at PONTIAC W 21-10
at Baltimore L 17-7

1980 (3-1-0)

at Miami L 17-7
Buffalo at PONTIAC W 24-17
New Orleans at PONTIAC W 40-17
at Cincinnati W 15-10

1981 (1-3-0)

at Buffalo W 21-14
Cincinnati at PONTIAC L 30-20
Miami at PONTIAC L 31-27
at New Orleans L 20-17 (OT)

1982 (2-2-0)

Cleveland at PONTIAC L 17-16
Oakland at PONTIAC W 30-16
at Cincinnati W 27-23
at Buffalo L 13-10

1983 (2-2-0)

at Philadelphia L 21-17
at Kansas City W 17-13
Buffalo at PONTIAC L 17-16
Cincinnati at PONTIAC W 34-7

1984 (2-2-0)

Philadelphia at PONTIAC W 17-14
Seattle at PONTIAC L 28-24
at Buffalo W 17-12
at Cincinnati L 35-14

1985 (1-2-1)

Buffalo at PONTIAC T 10-10
at Seattle L 28-3
Cincinnati at PONTIAC W 31-17
at Philadelphia L 20-16

1986 (2-2-0)

Philadelphia at PONTIAC L 17-9
Seattle at PONTIAC W 30-27
at Indianapolis L 20-13
at Cincinnati W 30-20

1987 (2-2-0)

Indianapolis at PONTIAC L 22-19
Cincinnati at PONTIAC W 23-9
at Seattle L 38-10
at Philadelphia W 36-3

1988 (0-4)

at Cleveland L 13-10
Seattle at PONTIAC L 16-13 (OT)
at Cincinnati L 24-7
Philadelphia at PONTIAC L 27-9

1989 (0-4)

Cleveland at PONTIAC L 25-24
Cincinnati at PONTIAC L 35-3
at Seattle L 13-7
at L.A. Rams L 24-14

1990 (4-0)

at Houston W 34-10
Buffalo at PONTIAC W 24-13
Kansas City at PONTIAC W 35-21
at Cincinnati W 26-24

1991 (2-3)

vs Denver, at Canton, Ohio W 14-3
Cincinnati at PONTIAC W 24-20
at Buffalo L 21-16
at Kansas City L 38-14
Pittsburgh at PONTIAC L 16-3

Year by Year Results

†Overtime *HOME GAME (M) Milwaukee # Silverdome sellout



Detroit's first team - The 1934 Lions

1934

TEAM STATISTICS

	Detroit	(Avg.)	Opps	(Avg.)
TOTAL YARDS	3510	270.0	1960	150.8
RUSHING YARDS	2763	212.5		
PASSING YARDS	747	57.5		
POINTS SCORED	238	18.3	59	4.5

LION LEADERS

RUSHING	Dutch Clark - 122 att. - 763 yards
PASSING	Dutch Clark - 49 att - 23 comp - 383 yds
RECEIVING	Harry Ebbing - 9 rec. - 257 yards
SCORING	Dutch Clark - 73 points (8 TD's, 4 FG's, 13 PAT's)

HONOR ROLL

ALL-LEAGUE George Christensen (T), Earl "Dutch" Clark (QB)

1934 RESULTS (10-3-0) 2nd

Date	Opponent	Crowd	W-L-T	Score
9-23	New York	12,000*	W	9-0
9-30	Cardinals	18,000	W	6-0
10-7	Green Bay	7,500	W	3-0
10-14	Philadelphia	9,860	W	10-0
10-17	Boston	12,000*	W	24-0
10-21	Brooklyn	11,000*	W	28-0
10-28	Cin.-St. Louis	4,800	W	38-0
11-4	Pittsburgh	6,000*	W	40-7
11-11	Cardinals	11,000*	W	17-13
11-18	Cin.-St. Louis	15,000*	W	40-7
11-25	Green Bay	12,000*	L	0-3
11-29	Chicago	26,000*	L	16-19
12-2	Chicago	34,412	L	7-10

1934 NFL STANDINGS

Western Division

	W	L	T	Pct.
Chicago Bears	13	0	0	1.000
DETROIT	10	3	0	.769
Green Bay	7	6	0	.538
Chicago Cardinals	5	8	0	.454
St. Louis	1	10	0	.090

Eastern Division

	W	L	T	Pct.
New York	8	5	0	.615
Boston	6	6	0	.500
Brooklyn	4	7	0	.363
Philadelphia	4	7	0	.363
Pittsburgh	2	10	0	.166

New York defeated Bears, 30-13, for World's Championship.

IN 1934: The Dionne sisters, the first quintuplets to survive beyond infancy, were born in Canada.

1935

TEAM STATISTICS

	Detroit	(Avg.)	Opps	(Avg.)
TOTAL YARDS	2756	229.7	2023	168.6
RUSHING YARDS	1773	147.8		
PASSING YARDS	920	76.7		
POINTS SCORED	191	15.9	111	9.3

LION LEADERS

RUSHING	Ernie Caddel - 87 att. - 450 yards
PASSING	Bill Shepherd - 64 att - 28 comp - 417 yds
RECEIVING	Ernie Caddel - 10 rec. - 171 yards
SCORING	Dutch Clark - 55 points (6 TD's, 1 FG, 16 PAT's)

HONOR ROLL

ALL-LEAGUE Ernie Caddel (G), Earl "Dutch" Clark (QB)

1935 RESULTS (7-3-2) 1st
George "Potsy" Clark, Coach

Date	Opponent	Crowd	W-L-T	Score
9-20	Philadelphia	12,000*	W	35-0
9-29	Cardinals	8,200*	T	10-10
10-6	Brooklyn	12,000	L	10-12
10-13	Boston	18,737	W	17-7
10-20	Green Bay (M)	9,500	L	9-13
10-30	Boston	17,000*	W	14-0
11-3	Cardinals	5,000	W	7-6
11-10	Green Bay	1,200	L	7-31
11-17	Green Bay	12,000*	W	20-10
11-24	Chicago	14,624	T	20-20
11-28	Chicago	18,000*	W	14-2
12-1	Brooklyn	15,000*	W	28-0

World Championship

12-15	New York	15,000*	W	26-7
-------	----------	---------	---	------

1935 NFL STANDINGS

Western Division

	W	L	T	Pct.
DETROIT	7	3	2	.700
Green Bay	8	4	0	.666
Chicago Cardinals	6	4	2	.600
Chicago Bears	6	4	2	.600

Eastern Division

	W	L	T	Pct.
New York	9	3	0	.750
Brooklyn	5	6	1	.454
Pittsburgh	4	8	0	.333
Boston*	2	8	1	.200
Philadelphia*	2	9	0	.181

DETROIT defeated New York, 26-7, for World's Championship. *One game canceled.

IN 1935: President Roosevelt opens second phase of New Deal, calling for social security, better housing, equitable taxation and farm assistance.

1936

TEAM STATISTICS

	Detroit	(Avg.)	Opps	(Avg.)
TOTAL YARDS	3703	308.6	2489	207.4
RUSHING YARDS	2885	240.4		
PASSING YARDS	818	68.2		
POINTS SCORED	235	19.6	102	8.5

LION LEADERS

RUSHING	Ernie Caddel - 87 att. - 450 yards
PASSING	Dutch Clark - 71 att - 38 comp - 467 yds
RECEIVING	Ernie Caddel - 19 rec. - 150 yards
SCORING	Dutch Clark - 73 points (7 TD's, 4 FG's, 19 PAT's)

HONOR ROLL

ALL-LEAGUE Earl "Dutch" Clark (QB), Ox Emerson (G)

1936 RESULTS (8-4-0) 3rd
George "Potsy" Clark, Coach

Date	Opponent	Crowd	W-L-T	Score
9-27	Cardinals	15,000*	W	39-0
10-11	Philadelphia	15,000	W	23-0
10-14	Brooklyn	8,000	W	14-7
10-18	Green Bay	13,500	L	18-20
10-25	Chicago	27,424	L	10-12
11-1	New York	25,000	L	7-14
11-8	Pittsburgh	20,000*	W	26-3
11-15	New York	20,000*	W	38-0
11-22	Cardinals	7,579	W	14-7
11-26	Chicago	22,000*	W	13-7
11-29	Green Bay	22,000*	L	17-26
12-6	Brooklyn	10,000*	W	14-6

1936 NFL STANDINGS

Western Division

	W	L	T	Pct.
Green Bay	10	1	1	.909
Chicago Bears	9	3	0	.750
DETROIT	8	4	0	.666
Chicago Cardinals	3	8	1	.272

Eastern Division

	W	L	T	Pct.
Boston	7	5	0	.714
Pittsburgh	6	6	0	.500
New York	3	8	1	.272
Philadelphia	1	11	0	.064

Green Bay defeated Boston, 21-6, for World's Championship.

IN 1936: American Eugene O'Neill wins the Nobel Prize for Literature.

1937

TEAM STATISTICS

	Detroit	(Avg.)	Opps	(Avg.)
TOTAL YARDS	2707	246.1	2102	191.1
RUSHING YARDS	2074	188.5		
PASSING YARDS	633	57.5		
POINTS SCORED	180	16.4	105	9.5

LION LEADERS

RUSHING	Dutch Clark - 96 att. - 468 yards
PASSING	Bill Shepherd - 46 att - 19 comp - 297 yds
RECEIVING	Ernie Caddel - 9 rec. - 80 yards
SCORING	Dutch Clark - 45 points (6 TD's, 1 FG, 6 PAT's)

HONOR ROLL

ALL-LEAGUE Earl "Dutch" Clark (QB)

1937 RESULTS (7-4-0) 3rd

Date	Opponent	Crowd	W-L-T	Score
9-19	Cardinals	17,000*	W	16-7
10-3	Green Bay	17,553	L	6-26
10-10	Pittsburgh	16,000*	W	7-3
10-17	Brooklyn	18,000*	W	30-0
10-24	Chicago	34,530	L	20-28
10-31	Green Bay	23,000*	L	13-14
11-7	Cleveland	24,800	W	28-0
11-14	New York	35,000	W	17-0
11-21	Cardinals	8,576	W	16-7
11-25	Chicago	24,173*	L	0-13
12-5	Cleveland	15,500*	W	27-7

1937 NFL STANDINGS

Western Division

	W	L	T	Pct.
Chicago Bears	9	1	1	.900
Green Bay	7	4	0	.636
DETROIT	7	4	0	.636
Chicago Cardinals	5	5	1	.500
Cleveland	1	10	0	.091

Washington defeated Bears, 28-21, for World's Championship.

Eastern Division

	W	L	T	Pct.
Washington	8	3	0	.727
New York	6	3	2	.667
Pittsburgh	4	7	0	.364
Brooklyn	3	7	1	.300
Philadelphia	2	8	1	.200

IN 1937: Amelia Earhart reported lost somewhere over the Pacific on around-the-world flight.

1938

TEAM STATISTICS

	Detroit	(Avg.)	Opps	(Avg.)
TOTAL YARDS	2640	240.0	2199	199.9
RUSHING YARDS	1893	172.1		
PASSING YARDS	747	67.9		
POINTS SCORED	119	10.8	108	9.8

LION LEADERS

RUSHING	Bill Shepherd - 100 att. - 455 yards
PASSING	Vern Huffman - 85 att - 27 comp - 382 yards
RECEIVING	Lloyd Cardwell - 9 rec. - 138 yards
SCORING	Lloyd Cardwell - 30 points (5 TD's)

HONOR ROLL

ALL-LEAGUE Lloyd Cardwell (HB)

1938 RESULTS (7-4-0) 2nd

Date	Opponent	Crowd	W-L-T	Score
9-9	Pittsburgh	17,000*	W	16-7
10-2	Cleveland	8,012	L	17-21
10-9	Green Bay	21,968	W	17-7
10-18	Washington	42,855*	L	5-7
10-23	Cardinals	17,917*	W	10-0
10-30	Chicago	24,356	W	13-7
11-8	Cleveland	30,140*	W	6-0
11-13	Green Bay	45,139*	L	7-28
11-20	Cardinals	8,279	W	7-3
11-24	Chicago	26,200*	W	14-7
12-4	Philadelphia	19,000*	L	7-21

1938 NFL STANDINGS

Western Division

	W	L	T	Pct.
Green Bay	8	3	0	.727
DETROIT	7	4	0	.636
Chicago Bears	6	5	0	.545
Cleveland	4	7	0	.364
Chicago Cardinals	2	9	0	.162

New York defeated Green Bay, 23-17, for World's Championship.

Eastern Division

	W	L	T	Pct.
New York	8	2	1	.800
Washington	6	3	2	.666
Brooklyn	4	4	3	.500
Philadelphia	5	6	0	.455
Pittsburgh	2	9	0	.182

IN 1938: Douglas "Wrong Way" Corrigan makes trans-Atlantic flight from New York to Dublin.

1939

TEAM STATISTICS

	Detroit	(Avg.)	Opps	(Avg.)
TOTAL YARDS	2905	264.1	2603	236.6
RUSHING YARDS	1487	135.2		
PASSING YARDS	1357	123.4		
POINTS SCORED	145	13.2	150	13.6

LION LEADERS

RUSHING	Bill Shepherd - 85 att. - 420 yards
PASSING	Dwight Sloan - 102 att - 45 comp - 658 yds
RECEIVING	Monk Moscrip - 14 rec. - 176 yards
SCORING	Chuck Hanneman - 29 points (2 TD's, 4 FG's, 5 PAT's)

1939 RESULTS (6-5-0) 3rd

Gus Henderson, Coach

Date	Opponent	Crowd	W-L-T	Score
9-10	Cardinals	15,075*	W	21-13
9-24	Brooklyn	15,515*	W	27-7
10-1	Cardinals	11,000	W	17-3
10-15	Cleveland	30,096*	W	15-7
10-22	Green Bay	22,558	L	7-26
10-29	Chicago	30,903	W	10-0
11-5	New York	47,492*	W	18-14
11-12	Chicago	42,684*	L	13-23
11-19	Cleveland	28,142	L	3-14
11-26	Washington	36,183	L	7-31
12-3	Green Bay	30,699*	L	7-12

1939 NFL STANDINGS

Western Division

	W	L	T	Pct.
Green Bay	9	2	0	.618
Chicago Bears	8	3	0	.727
DETROIT	6	5	0	.545
Cleveland	5	5	1	.500
Chicago Cardinals	1	10	0	.091

Eastern Division

	W	L	T	Pct.
New York	9	1	1	.900
Washington	8	2	1	.600
Brooklyn	4	6	1	.400
Philadelphia	1	9	1	.100
Pittsburgh	1	9	1	.100

Green Bay defeated New York, 27-0, for World's Championship.

IN 1939: Einstein writes FDR about feasibility of the atomic bomb.

1940

TEAM STATISTICS

	Detroit	(Avg.)	Opps	(Avg.)
TOTAL YARDS	2634	239.5	2357	214.3
RUSHING YARDS	1457	132.5		
PASSING YARDS	1177	107.0		
POINTS SCORED	138	12.5	153	13.9

LION LEADERS

RUSHING	Whizzer White - 146 att. - 514 yards
PASSING	Whizzer White - 80 att - 35 comp - 461 yds
RECEIVING	Lloyd Cardwell - 20 rec. - 349 yards
SCORING	Whizzer White - 32 points (5 TD's, 2 PAT's)

HONOR ROLL

ALL-LEAGUE Byron "Whizzer" White (HB), John Wiethé (G)

1940 RESULTS (5-5-1) 3rd

George "Potsy" Clark, Coach

Date	Opponent	Crowd	W-L-T	Score
9-15	Cardinals	18,048	T	0-0
9-22	Pittsburgh	15,310*	L	7-10
9-29	Cleveland	15,347*	W	6-0
10-6	Cardinals	20,619*	W	43-14
10-13	Chicago	34,217	L	0-7
10-20	Green Bay	21,001	W	23-14
10-27	Washington	28,909*	L	14-20
11-3	Cleveland	18,881	L	0-24
11-10	Chicago	21,735*	W	17-14
11-17	Philadelphia	6,327	W	21-0
11-24	Green Bay	26,019*	L	7-50

1940 NFL STANDINGS

Western Division

	W	L	T	Pct.
Chicago Bears	8	3	0	.727
Green Bay	6	4	1	.600
DETROIT	5	5	1	.500
Cleveland	4	6	1	.400
Chicago Cardinals	2	7	2	.222

Eastern Division

	W	L	T	Pct.
Washington	9	2	0	.816
Brooklyn	8	3	0	.727
New York	6	4	1	.600
Pittsburgh	2	7	2	.222
Philadelphia	1	10	0	.100

Bears defeated Washington, 73-0, for World's Championship.

IN 1940: Franklin D. Roosevelt defeats Wendell Willkie in the U.S. Presidential election.

1941

TEAM STATISTICS

	Detroit	(Avg.)	Opps	(Avg.)
TOTAL YARDS	1843	167.5	3021	274.6
RUSHING YARDS	975	88.6		
PASSING YARDS	854	77.6		
POINTS SCORED	121	11.0	195	17.7

LION LEADERS

RUSHING	Whizzer White - 89 att. - 238 yards
PASSING	Whizzer White - 62 att - 22 comp - 338 yds
RECEIVING	Bill Fisk - 9 rec. - 140 yards
SCORING	Whizzer White - 24 points (6 TD's)

1941 RESULTS (4-6-1) 3rd

William "Bill" Edwards, Coach

Date	Opponent	Crowd	W-L-T	Score
9-14	Green Bay	16,734	L	0-23
9-21	Brooklyn	18,269	L	7-14
9-27	Cardinals	15,458	T	14-14
10-14	Cleveland	26,481*	W	17-7
10-19	Chicago	29,980	L	0-49
10-26	Green Bay	30,269*	L	7-24
11-2	Cleveland	10,554	W	14-0
11-9	New York	27,875	L	13-20
11-16	Philadelphia	16,306*	W	21-17
11-23	Chicago	28,657*	L	7-24
11-30	Cardinals	17,501*	W	21-3

1941 NFL STANDINGS

Western Division

	W	L	T	Pct.
Chicago Bears*	10	1	0	.909
Green Bay	10	1	0	.909
DETROIT	4	6	1	.400
Chicago Cardinals	3	7	1	.300
Cleveland	2	9	0	.182

Eastern Division

	W	L	T	Pct.
New York	8	3	0	.727
Brooklyn	7	4	0	.636
Washington	6	5	0	.545
Philadelphia	2	8	1	.200
Pittsburgh	1	9	1	.100

*Bears defeated Green Bay, 33-14, in divisional playoff.

Bears defeated New York, 37-9, for World's Championship.

IN 1941: Japanese surprise attack on U.S. fleet at Pearl Harbor brings the United States into World War II.

1942

TEAM STATISTICS

	Detroit	(Avg.)	Opps	(Avg.)
TOTAL YARDS	2206	200.5	3083	280.3
RUSHING YARDS	1261	114.6		
PASSING YARDS	885	80.5		
POINTS SCORED	38	3.5	263	23.9

LION LEADERS

RUSHING	Mickey Sanzotta - 71 att. - 268 yards
PASSING	Harry Hopp - 68 att - 20 comp - 258 yds
RECEIVING	Bill Fisk - 15 rec. - 177 yards
SCORING	Elmer Hackney - 12 points (2 TD's)

1942 RESULTS (0-11-0) 5th

William "Bill" Edwards, Coach

Date	Opponent	Crowd	W-L-T	Score
9-20	Cardinals	14,742	L	0-13
9-27	Cleveland	14,646*	L	0-14
10-4	Brooklyn	12,598*	L	7-28

John Karcis, Coach

10-11	Green Bay (M)	19,500	L	7-38
10-18	Cardinals	14,100*	L	0-7
10-25	Green Bay	19,097*	L	7-28
11-1	Chicago	12,205	L	0-16
11-8	Pittsburgh	16,675*	L	7-35
11-15	Cleveland	4,029	L	7-27
11-22	Chicago	17,348*	L	0-42
11-29	Washington	6,044*	L	3-15

1942 NFL STANDINGS

Western Division

	W	L	T	Pct.
Chicago Bears	11	0	0	1.000
Green Bay	8	2	1	.800
Cleveland	5	6	0	.455
Chicago Cardinals	3	8	0	.273
DETROIT	0	11	0	.000

Eastern Division

	W	L	T	Pct.
Washington	10	1	0	.909
Pittsburgh	7	4	0	.636
New York	5	5	1	.500
Brooklyn	3	8	0	.273
Philadelphia	2	9	0	.162

Washington defeated Bears, 14-6, for World's Championship.

IN 1942: Enrico Fermi achieves nuclear chain reaction.

1943

TEAM STATISTICS

	Detroit	(Avg.)	Opps	(Avg.)
TOTAL YARDS	2408	240.8	2837	283.7
RUSHING YARDS	817	81.7		
PASSING YARDS	1290	129.0		
POINTS SCORED	178	17.8	218	21.8

LION LEADERS

RUSHING	Frank Sinkwich - 93 att. - 266 yds.
PASSING	Frank Sinkwich - 126 att - 50 comp - 699 yds
RECEIVING	Harry Hopp - 17 rec. - 229 yards
SCORING	Harry Hopp - 54 points (6 TD's)

1943 RESULTS (3-6-1) 3rd

Charles "Gus" Dorais, Coach

Date	Opponent	Crowd	W-L-T	Score
9-19	Cardinals	23,408*	W	35-17
9-26	Brooklyn	23,768*	W	27-20
10-3	Chicago	48,118*	L	21-27
10-10	Green Bay	21,395	L	14-35
10-17	Cardinals	15,072	W	7-0
10-24	Green Bay	41,463*	L	6-27
10-31	Chicago	25,187	L	14-35
11-7	New York	16,992*	T	0-0
11-14	Washington	35,540	L	20-42
11-21	Phil.-Pitt.	23,338	L	34-35

1943 NFL STANDINGS

Western Division

	W	L	T	Pct.
Chicago Bears	8	1	1	.899
Green Bay	7	2	1	.778
DETROIT	3	6	1	.333
Chicago Cardinals	0	10	0	.000

Eastern Division

	W	L	T	Pct.
Washington*	6	3	1	.667
New York	6	3	1	.667
Phil.-Pitt.	5	4	1	.555
Brooklyn	2	8	0	.200

*Washington defeated New York, 28-0, in divisional playoff.
Bears defeated Washington, 41-21, for World's Championship.

IN 1943: "Oklahoma" opens on Broadway, beginning a run of 2,377 performances.

1944

TEAM STATISTICS

	Detroit	(Avg.)	Opps	(Avg.)
TOTAL YARDS	2655	265.5	2673	267.3
RUSHING YARDS	1141	114.1		
PASSING YARDS	1475	147.5		
POINTS SCORED	216	21.6	151	15.1

LION LEADERS

RUSHING	Frank Sinkwich - 150 att. - 563 yards - 6 TD
PASSING	Frank Sinkwich - 148 att - 58 comp - 1060 yds - 12 TD - 20 int
RECEIVING	Jack Matheson - 23 rec. - 361 yards - 3 TD
SCORING	Frank Sinkwich - 66 points (6 TD's, 2 FG's, 24 PAT's)
PUNT RET	Frank Sinkwich - 11 ret. - 148 yards - 13.5 avg. - 0 TD
KO RET	Arthur Van Tone - 9 ret. - 227 yards - 25.2 avg. - 1 TD
PUNTING	Frank Sinkwich - 45 punts - 1845 yards - 41.0 avg.
INTS	Alex Wojciechowicz - 7 int. - 88 yards - 0 TD

1944 RESULTS (6-3-1) 2nd

Charles "Gus" Dorais, Coach

Date	Opponent	Crowd	W-L-T	Score
10-1	Green Bay (M)	18,556	L	6-27
10-8	Brooklyn	15,702	W	19-14
10-15	Cleveland	21,115*	L	17-20
10-22	Chicago	23,835	T	21-21
10-29	Green Bay	30,844*	L	0-14
11-5	Card.-Pitt.	17,743	W	27-6
11-12	Card.-Pitt.	13,239*	W	21-7
11-19	Chicago	21,960*	W	41-21
11-26	Cleveland	7,462	W	26-14
12-3	Boston	15,027*	W	38-7

HONOR ROLL

ALL-LEAGUE Frank Sinkwich (HB)

1944 NFL STANDINGS

Western Division

	W	L	T	Pct.
Green Bay	8	2	0	.800
Chicago Bears	6	3	1	.667
DETROIT	6	3	1	.667
Cleveland	4	6	0	.400
Card.-Pittsburgh	0	10	0	.000

Eastern Division

	W	L	T	Pct.
New York	6	1	1	.869
Philadelphia	7	1	2	.875
Washington	6	3	1	.667
Boston	2	8	0	.200
Brooklyn	0	10	0	.000

Green Bay defeated New York, 14-7, for World's Championship.

IN 1944: FDR wins unprecedented fourth term as President, defeating Thomas E. Dewey.

1945

TEAM STATISTICS

	Detroit (Avg.)		Opps (Avg.)	
TOTAL YARDS	2485	248.5	2548	254.8
RUSHING YARDS	857	85.7		
PASSING YARDS	1544	154.4		
POINTS SCORED	195	19.5	194	19.4

LION LEADERS

RUSHING	Bob Westfall - 82 att. - 234 yards - 6 TD
PASSING	Charles Fenenbock - 110 att - 45 comp - 752 yds - 7 TD - 11 int
RECEIVING	John Greene - 26 rec. - 550 yards - 5 TD
SCORING	Bob Westfall - 54 points (9 TD's)
PUNT RET	Dave Ryan - 15 punts - 221 yards - 14.7 avg.
KO RET	Andrew Farkas - 8 ret. - 165 yards - 20.6 avg. - 0 TD
PUNTING	Charles Fenenbock - 29 punts - 1067 yards - 36.8 avg.
INTS	Dave Ryan, Charles DeShane, John Greene, Damon Tassos, Ivan Trebotich - 3 each

1945 RESULTS (7-3-0) 2nd

Charles "Gus" Dorais, Coach

Date	Opponent	Crowd	W-L-T	Score
9-23	Cardinals	5,461	W	10-0
10-7	Green Bay (M)	20,463	L	21-57
10-14	Philadelphia	22,580*	W	28-24
10-21	Cardinals	32,644	W	26-0
10-28	Chicago	37,260*	W	16-10
11-4	Boston	17,631	W	10-9
11-11	Chicago	24,798	W	35-28
11-18	New York	38,215	L	14-35
11-22	Cleveland	40,017*	L	21-28
12-2	Green Bay	23,468*	W	14-3

HONOR ROLL:

ALL-LEAGUE Bill Radovich (G), Bob Westfall (FB), Emil Uremovich (T)

1945 NFL STANDINGS

Western Division

	W	L	T	Pct.
Cleveland	9	1	0	.900
DETROIT	7	3	0	.700
Green Bay	6	4	0	.600
Chicago Bears	3	7	0	.300
Chicago Cardinals	1	9	0	.100

Cleveland defeated Washington, 15-14, for World's Championship.

Eastern Division

	W	L	T	Pct.
Washington	8	2	0	.600
Philadelphia	7	3	0	.700
New York	3	6	1	.333
Yanks	3	6	1	.333
Pittsburgh	2	8	0	.200

IN 1945: U.S. drops atomic bombs on Hiroshima and Nagasaki; Japan surrenders to end World War II.

1946

TEAM STATISTICS

	Detroit	(Avg.)	Opps	(Avg.)
TOTAL YARDS	2169	197.2	3698	336.2
RUSHING YARDS	472	42.9		
PASSING YARDS	1674	152.2		
POINTS SCORED	142	12.9	310	28.2

LION LEADERS

RUSHING	Camp Wilson - 64 att. - 207 yards - 3 TD
PASSING	Dave Ryan - 154 att. - 73 comp - 965 yards - 6 TD - 17 int
RECEIVING	John Greene - 20 rec. - 289 yards - 2 TD
SCORING	Bob Cifers - 24 points (4 TD's)
PUNT RET	Dave Ryan - 7 ret. - 57 yards - 8.1 avg. - 0 TD
KO RET	Dave Ryan - 15 ret. - 308 yards - 20.5 avg. - 0 TD
PUNTING	Bob Cifers - 30 punts - 1368 yards - 45.6 avg.
INTS	Dave Ryan - 4 int. - 105 yards - 0 TD

1946 RESULTS (11-10-0) 5th

Charles "Gus" Dorais, Coach

Date	Opponent	Crowd	W-L-T	Score
9-30	Cardinals	14,667	L	14-34
10-6	Washington	33,569	L	16-17
10-13	Cardinals	21,939*	L	14-36
10-20	Los Angeles	27,928	L	14-35
10-27	Green Bay (M)	17,073	L	7-10
11-3	Los Angeles	34,447*	L	20-41
11-10	Pittsburgh	13,621*	W	27-7
11-17	Green Bay	21,055*	L	0-9
11-24	Chicago	24,270	L	6-42
11-28	Boston	13,010*	L	10-34
12-8	Chicago	19,579*	L	24-45

1946 NFL STANDINGS

Western Division

	W	L	T	Pct.
Chicago Bears	8	2	1	.800
Los Angeles	6	4	1	.600
Green Bay	6	5	0	.545
Chicago Cardinals	6	5	0	.545
DETROIT	1	10	0	.091

Chicago Bears defeated New York, 24-14, for World's Championship.

Eastern Division

	W	L	T	Pct.
New York	7	3	1	.700
Philadelphia	6	5	0	.545
Washington	5	5	1	.500
Pittsburgh	5	5	1	.500
Boston	2	8	1	.200

IN 1946: The first meeting of the United Nations General Assembly opens in London.

1947

TEAM STATISTICS

	Detroit	(Avg.)	Opps	(Avg.)
TOTAL YARDS	1947	162.3	3774	314.5
RUSHING YARDS	1234	102.8		
PASSING YARDS	2449	204.1		
POINTS SCORED	231	19.3	305	25.4

LION LEADERS

RUSHING	Camp Wilson - 89 att. - 412 yards - 0 TD
PASSING	Clyde LeForce - 175 att - 94 comp - 1384 yds - 13 TD - 20 int
RECEIVING	John Greene - 38 rec. - 621 yards - 5 TD
SCORING	Bill Dudley - 66 points (11 TD's)
PUNT RET	Bill Dudley - 11 ret. - 182 yards - 16.5 avg. - 1 TD
KO RET	Bill Dudley - 15 ret. - 359 yards - 23.9 avg. - 0 TD
PUNTING	Leroy Zimmerman - 49 punts - 2077 yards - 42.4 avg.
INTS	Bill Dudley - 5 int. - 104 yards - 1 TD

1947 RESULTS (3-9-0) 5th

Charles "Gus" Dorais, Coach

Date	Opponent	Crowd	W-L-T	Score
9-21	Pittsburgh	34,681	L	10-17
9-28	Cardinals	22,245	L	21-45
10-5	Boston	16,097	W	21-7
10-12	Los Angeles	42,955*	L	13-27
10-19	Chicago	31,960	L	24-33
10-26	Green Bay	23,100	L	17-34
11-2	New York	28,812*	W	35-7
11-9	Cardinals	25,296*	L	7-17
11-16	Washington	17,003*	W	38-21
11-23	Los Angeles	17,693	L	17-28
11-27	Chicago	27,214*	L	14-34
12-7	Green Bay	14,055*	L	14-35

1947 NFL STANDINGS

Western Division

	W	L	T	Pct.
Chicago Cardinals	9	3	0	.750
Chicago Bears	8	4	0	.667
Green Bay	6	5	1	.545
Los Angeles	6	6	0	.500
DETROIT	3	9	0	.250

Eastern Division

	W	L	T	Pct.
Philadelphia*	8	4	0	.667
Pittsburgh	8	4	0	.667
Boston	4	7	1	.364
Washington	4	8	0	.333
New York	2	8	2	.200

*Philadelphia defeated Pittsburgh, 21-0, in divisional playoff.

Chicago Cardinals defeated Philadelphia, 26-21, for World's Championship.

IN 1947: In the first piloted supersonic flight, Capt. Charles E. Yeager flew the X-1 rocket-powered research plane faster than the speed of sound at Muroc (Calif.) Air Force Base.

1948

TEAM STATISTICS

	Detroit	(Avg.)	Opps	(Avg.)
TOTAL YARDS	3725	310.4	4562	380.2
RUSHING YARDS	1350	112.5		
PASSING YARDS	2288	190.7		
POINTS SCORED	200	16.7	407	33.9

LION LEADERS

RUSHING	Camp Wilson - 157 att. - 612 yards - 2 TD
PASSING	Fred Enke - 221 att - 100 comp - 1328 yds - 11 TD - 17 int
RECEIVING	Joe Margucci - 36 rec. - 450 yards - 2 TD
SCORING	Bill Dudley - 42 points (6 TD's)
PUNT RET	Joe Margucci - 10 ret. - 100 yards - 10.0 avg. - 0 TD
KO RET	Camp Wilson - 10 ret. - 228 yards - 22.8 avg. - 0 TD
PUNTING	George Grimes - 28 punts - 1005 yards - 35.9 avg.
INTS	Jim Gillette - 6 int. - 17 yards - 0 TD

1948 RESULTS (2-10-0) 5th

Alvin "Bo" McMillin, Coach

Date	Opponent	Crowd	W-L-T	Score
9-22	Los Angeles	12,941	L	7-44
10-3	Green Bay	21,403	L	21-33
10-9	Boston	18,747*	L	14-17
10-17	Chicago	35,425	L	0-28
10-24	Los Angeles	17,444*	L	27-34
10-31	Green Bay	15,045*	W	24-20
11-7	Cardinals	22,311	L	20-56
11-14	Washington	32,528	L	21-46
11-21	Pittsburgh	13,646*	W	17-14
11-25	Cardinals	22,099*	L	14-28
12-5	Chicago	25,781*	L	14-42
12-12	Philadelphia	15,322	L	21-45

1948 NFL STANDINGS

Western Division

	W	L	T	Pct.
Chicago Cardinals	11	1	0	.917
Chicago Bears	10	2	0	.833
Los Angeles	6	5	1	.545
Green Bay	3	9	0	.250
DETROIT	2	10	0	.167

Eastern Division

	W	L	T	Pct.
Philadelphia	9	2	1	.616
Washington	7	5	0	.563
New York	4	8	0	.333
Pittsburgh	4	8	0	.333
Boston	3	9	0	.250

Philadelphia defeated Cardinals, 7-0, for World's Championship.

IN 1948: Citation claims horseracing's Triple Crown, winning the Kentucky Derby, Preakness and Belmont Stakes.

1949

TEAM STATISTICS

	Detroit	(Avg.)	Opps	(Avg.)
TOTAL YARDS	3687	3073	3653	304.4
RUSHING YARDS	1381	115.1		
PASSING YARDS	2291	190.1		
POINTS SCORED	237	19.8	259	21.6

LION LEADERS

RUSHING	Bill Dudley - 125 att. - 402 yards - 4 TD
PASSING	Frank Tripucka - 145 att - 62 comp - 833 yds - 9 TD - 14 int
RECEIVING	Bob Mann - 66 rec. - 1014 yards - 4 TD
SCORING	Bill Dudley - 81 points (6 TD's, 5 FG's, 30 PAT's)
PUNT RET	Bill Dudley - 11 ret. - 199 yards - 18.1 avg. - 1 TD
KO RET	Don Doll - 21 ret. - 536 yards - 25.5 avg. - 0 TD
PUNTING	Bill Dudley - 32 punts - 1277 yards - 39.9 avg.
INTS	Don Doll - 11 int. - 301 yards - 2 TD

HONOR ROLL: ALL-LEAGUE Don Doll (HB)

1949 NFL STANDINGS

Western Division					Eastern Division				
	W	L	T	Pct.		W	L	T	Pct.
Los Angeles	8	2	2	.800	Philadelphia	11	1	0	.917
Chicago Bears	9	3	0	.750	Pittsburgh	6	5	1	.545
Chicago Cardinals	6	5	1	.545	New York Giants	6	6	0	.500
DETROIT	4	8	0	.333	Washington	4	7	1	.364
Green Bay	2	10	0	.167	New York Bulldogs	1	10	1	.091

Philadelphia defeated Los Angeles, 14-0, for World's Championship.

IN 1949: Twelve nations unite to establish North Atlantic Treaty Organization (NATO).

1950

TEAM STATISTICS

	Detroit	(Avg.)	Opps	(Avg.)
TOTAL YARDS	4398	366.5	3947	328.9
RUSHING YARDS	1626	135.5		
PASSING YARDS	2772	231.0		
POINTS SCORED	321	26.8	285	23.8

LION LEADERS

RUSHING	Bob Hoernschmeyer - 84 att. - 471 yards - 1 TD
PASSING	Bobby Layne - 336 att - 152 comp - 2323 yds - 16 TD - 18 int
RECEIVING	Cloyce Box - 50 rec. - 1009 yards - 11 TD
SCORING	Doak Walker (11 TD's, 8 FG's, 38 PAT's)
PUNT RET	Clarence Self - 12 ret. - 129 yards - 10.8 avg. - 0 TD
KO RET	Doak Walker - 10 ret. - 225 yards - 22.5 avg. - 0 TD
PUNTING	Bob Smith - 32 punts - 1309 yards - 40.9 avg.
INTS	Don Doll - 12 int. - 163 yards - 1 TD

HONOR ROLL: ALL-LEAGUE Doak Walker (RB)

1950 NFL STANDINGS

Western Division					Eastern Division				
	W	L	T	Pct.		W	L	T	Pct.
Los Angeles	9	3	0	.750	Cleveland	10	2	0	.833
Chicago Bears	9	3	0	.750	New York Giants	10	2	0	.833
New York Yanks	7	5	0	.583	Philadelphia	6	6	0	.500
DETROIT	6	6	0	.500	Pittsburgh	6	6	0	.500
Green Bay	3	9	0	.250	Chicago Cardinals	5	7	0	.417
San Francisco	3	9	0	.250	Washington	3	9	0	.250
Baltimore	1	11	0	.083					

Cleveland defeated Los Angeles, 30-26, for World's Championship.

IN 1950: Led by Gen. Douglas MacArthur, unified U.N. forces assist South Korea after invasion by North Korean Communist troops.

1949 RESULTS (4-8-0) 4th

Date	Opponent	Crowd	W-L-T	Score
9-23	Los Angeles	17,878	L	24-27
10-3	Philadelphia	20,163*	L	14-22
10-8	Pittsburgh	21,594	L	7-14
10-16	Los Angeles	19,839*	L	10-21
10-23	Cardinals	19,490	W	24-7
10-30	Green Bay (M)	6,177	L	14-16
11-6	Cardinals	19,465*	L	19-42
11-13	Chicago	32,716	L	24-27
11-20	New York	14,661	W	45-21
11-24	Chicago	22,912*	L	7-28
12-4	NY Bulldogs	11,956*	W	28-27
12-11	Green Bay	9,722*	W	21-7

1950 RESULTS (6-6-0) 4th

Date	Opponent	Crowd	W-L-T	Score
9-17	Green Bay	20,285	W	45-7
9-24	Pittsburgh	19,600*	W	10-7
10-2	NY Yanks	11,096	L	21-44
10-8	San Francisco	26,000*	W	24-7
10-15	Los Angeles	28,000*	L	28-30
10-22	San Francisco	26,252	L	27-38
10-29	Los Angeles	21,700	L	24-65
11-5	Chicago	32,000*	L	21-35
11-19	Green Bay	18,000*	W	24-21
11-23	NY Yanks	28,000*	W	49-14
12-3	Baltimore	12,058	W	45-21
12-10	Chicago	34,604	L	3-6

1951

USUAL STARTING LINE UP

OFFENSE

LE	84	Dorne Dibble
LT	72	Floyd Jaszewski
LG	76	Lou Creekmur
C	53	LaVern Torgeson
RG	64	Dan Rogas
RT	70	August Cifelli
RE	82	Leon Hart
QB	22	Bobby Layne
LH	37	Doak Walker
RH	14	Bob Hoernschemeyer
FB	34	Pat Harder

DEFENSE

LE	83	Jim Doran
LT	73	Thurman McGraw
	72	Floyd Jaszewski
MG	63	Robert Monsen
	65	Les Bingaman
RT	75	John Prchlik
RE	85	Ed Berrang
LB	84	Dorne Dibble
LB	40	Bob Smith
LB	60	Richard Flanagan
LB	53	LaVern Torgeson
S	44	Don Doll
S	19	Jack Christiansen

1951 RESULTS (7-4-1) 2nd

Raymond "Buddy" Parker, Coach

Date	Opponent	Crowd	W-L-T	Score
9-30	Washington	27,831*	W	35-17
10-7	NY Yanks	24,194*	W	37-10
10-14	Los Angeles	50,567*	L	21-27
10-21	NY Yanks	21,807*	T	24-24
10-28	Chicago	34,778*	L	23-28
11-4	Green Bay	18,165	W	24-17
11-11	Chicago	43,709	W	41-28
11-18	Philadelphia	25,098	W	28-10
11-22	Green Bay	32,247*	W	52-35
12-2	San Francisco	45,757*	L	10-20
12-9	Los Angeles	52,937	W	24-22
12-16	San Francisco	26,465	L	17-21

TEAM STATISTICS

	Detroit	(Avg.)	Opps	(Avg.)
TOTAL YARDS	4341	361.8	4117	343.1
RUSHING YARDS	1841	153.4		
PASSING YARDS	2500	208.3		
POINTS SCORED	336	28.0	259	21.6

LION LEADERS

RUSHING Bob Hoernschemeyer - 132 att. - 678 yards - 2 TD; **PASSING** Bobby Layne - 332 att - 152 comp - 2403 yds - 26 TD - 23 int; **RECEIVING** Leon Hart - 35 rec. - 544 yards - 12 TD; **SCORING** Doak Walker - 97 points (6 TD's, 6 FG's, 43 PAT's); **PUNT RET** Jack Christiansen - 18 ret. - 343 yards - 19.1 avg. - 4 TD; **KO RET** Doak Walker - 15 ret. - 408 yards - 27.2 avg. - 0 TD; **PUNTING** Bob Smith - 49 punts - 2083 yards - 42.5 avg.; **INTS** Bob Smith - 3 int. - 70 yards - 0 TD

HONOR ROLL

PRO-BOWL Cloyce Box (E), Lou Creekmur (T), Don Doll (DB), Thurman McGraw (G), Doak Walker (RB)

1951 NFL STANDINGS

Western Division

	W	L	T	Pct.
Los Angeles	8	4	0	.667
DETROIT	7	4	1	.636
San Francisco	7	4	1	.636
Chicago Bears	7	5	0	.563
Green Bay	3	9	0	.250
New York Yanks	1	9	2	.100

Eastern Division

	W	L	T	Pct.
Cleveland	11	1	0	.917
New York Giants	9	2	1	.616
Washington	5	7	0	.417
Pittsburgh	4	7	1	.364
Philadelphia	4	8	0	.333
Chicago Cardinals	3	9	0	.250

Los Angeles defeated Cleveland, 24-17, for World's Championship.

IN 1951: Color television is introduced in the United States.

1952

USUAL STARTING LINE UP

OFFENSE

LE	80	Cloyce Box
LT	76	Lou Creekmur
LG	62	Jim Martin
C	51	Victor Banonis
RG	63	Dick Stanfel
RT	70	August Cifelli
	74	Bob Miller
RE	82	Leon Hart
OB	22	Bobby Layne
LH	23	Jug Girard
	37	Doak Walker
RH	14	Bob Hoernschemeyer
FB	34	Pat Harder

DEFENSE

LE	83	Jim Doran
LT	73	Thurman McGraw
LG	60	Richard Flanagan
C	65	Les Bingham
RG	53	LaVern Torgeson
RT	75	John Prchlik
RE	86	Blaine Earon
LH	25	Jim David
RH	40	Bob Smith
LS	24	Jack Christiansen
	44	Don Doll
RS	28	Yale Lary

TEAM STATISTICS

	Detroit	(Avg.)	Opps	(Avg.)
TOTAL YARDS	3988	332.3	3245	270.4
RUSHING YARDS	1780	148.3		
PASSING YARDS	2208	184.0		
POINTS SCORED	344	28.7	192	16.0

1952 RESULTS (9-3-0) 1st

Raymond "Buddy" Parker, Coach

Date	Opponent	Crowd	W-L-T	Score
9-28	San Francisco	54,761	L	3-17
10-3	Los Angeles	42,743	W	17-14
10-12	San Francisco	56,822*	L	0-28
10-19	Los Angeles	40,152*	W	24-18
10-26	Green Bay	24,656	W	52-17
11-2	Cleveland	56,029*	W	17-6
11-9	Pittsburgh	26,170	W	31-6
11-16	Dallas, Tex	33,304*	W	43-13
11-23	Chicago	37,508	L	23-24
11-27	Green Bay	39,101*	W	48-24
12-7	Chicago	50,410*	W	45-21
12-13	Dallas, Tex	12,252	W	41-6

Playoff

12-21	Los Angeles	47,645*	W	31-21
-------	-------------	---------	---	-------

World Championship

12-28	Cleveland	50,934	W	17-7
-------	-----------	--------	---	------

LION LEADERS

RUSHING Bob Hoernschemeyer - 106 att. - 457 yards - 4 TD; **PASSING** Bobby Layne - 287 att - 139 comp - 1999 yds - 19 TD - 20 int; **RECEIVING** Cloyce Box - 42 rec. - 924 yards - 15 TD; **SCORING** Cloyce Box - 90 points (15 TD's); **PUNT** RET Jack Christiansen - 15 ret. - 322 yards - 21.5 avg. - 2 TD; **KO RET** Jack Christiansen - 16 ret. - 409 yards - 25.6 avg. - 0 TD; **PUNTING** Bob Smith - 61 punts - 2727 yards - 44.7 avg.; **INTS** Bob Smith - 9 int. - 184 yards - 1 TD

HONOR ROLL

MVP Jim Doran

PRO-BOWL Les Bingham (C), Cloyce Box (E), Lou Creekmur (T), Don Doll (DB), Bob Hoernschemeyer (RB), Doak Walker (RB)

1952 NFL STANDINGS

Western Division

	W	L	T	Pct.
DETROIT	9	3	0	.750
Los Angeles	9	3	0	.750
San Francisco	7	5	0	.563
Green Bay	6	6	0	.500
Chicago Bears	5	7	0	.417
Dallas	1	11	0	.083

Western Division

	W	L	T	Pct.
Cleveland	8	4	0	.667
Philadelphia	7	5	0	.563
New York	7	5	0	.563
Pittsburgh	5	7	0	.417
Chicago Cardinals	4	8	0	.333
Washington	4	8	0	.333

DETROIT defeated Los Angeles, 31-21, in divisional playoff.

DETROIT defeated Cleveland, 17-7, for World's Championship.

IN 1952: In England, King George VI dies; his daughter takes the throne as Queen Elizabeth II.

1953

USUAL STARTING LINE UP

OFFENSE

LE	80	Cloyce Box
LT	76	Lou Creekmur
LG	66	Harley Sewell
C	51	Victor Banonis
	50	Charley Ane
RG	63	Dick Stanfel
RT	78	Oliver Spencer
	70	August Cifelli
RE	82	Leon Hart
QB	22	Bobby Layne
LH	37	Doak Walker
RH	14	Bob Hoernschemeyer
	26	Gene Gedman
FB	33	Ollie Cline
	34	Pat Harder

DEFENSE

LE	88	Jim Cain
LT	73	Thurman McGraw
MG	65	Les Bingaman
RT	75	John Prchlik
RE	86	Blaine Earon
LLB	60	Richard Flanagan
RLB	53	LaVern Torgeson
LH	32	Lewis Carpenter
RH	40	Bob Smith
LS	44	Don Doll
RS	28	Yale Lary

1953 RESULTS (10-2-0) 1st

Raymond "Buddy" Parker, Coach

Date	Opponent	Crowd	W-L-T	Score
9-27	Pittsburgh	44,587*	W	38-21
10-3	Baltimore	25,159	W	27-17
10-11	San Francisco	58,079*	W	24-21
10-18	Los Angeles	55,772*	L	19-31
10-25	San Francisco	54,662	W	14-10
11-1	Los Angeles	93,751	L	24-37
11-7	Baltimore	46,508*	W	17-7
11-15	Green Bay	20,834	W	14-7
11-22	Chicago	36,165	W	20-16
11-26	Green Bay	52,547*	W	34-15
12-6	Chicago	58,056*	W	13-7
12-13	New York	28,390	W	27-16

World Championships

12-27	Cleveland	54,577*	W	17-16
-------	-----------	---------	---	-------

TEAM STATISTICS

	Detroit	(Avg.)	Opps	(Avg.)
TOTAL YARDS	3958	329.8	3545	295.4
RUSHING YARDS	1812	151.0		
PASSING YARDS	2146	178.8		
POINTS SCORED	271	22.6	205	17.1

LION LEADERS

RUSHING Bob Hoernschemeyer - 101 att. - 482 yards - 7 TD; **PASSING** Bobby Layne - 273 att - 125 comp - 2088 yards - 16 TD - 21 int; **RECEIVING** Doak Walker - 30 rec. - 502 yards - 3 TD; **SCORING** Doak Walker - 93 points (5 TD's, 12 FG's, 27 PAT's); **PUNT RET** Yale Lary - 13 ret. - 115 yards - 8.8 avg. - 1 TD; **KO RET** Jack Christiansen - 10 ret. - 183 yards - 18.3 avg. - 0 TD; **PUNTING** Bob Smith - 40 punts - 1648 yards - 41.2 avg.; **INTS** Jack Christiansen - 12 int. - 238 yards - 1 TD

HONOR ROLL

MVP Dick Stanfel
PRO-BOWL Lou Creekmur (T), Don Doll (DB), Pat Harder (RB), Bob Hoernschemeyer (RB), Bobby Layne (QB), Bob Smith (DB)

1953 NFL STANDINGS

Western Division

	W	L	T	Pct.
DETROIT	10	2	0	.833
San Francisco	9	3	0	.750
Los Angeles	8	3	1	.727
Chicago Bears	3	8	1	.273
Baltimore	3	9	0	.250
Green Bay	2	9	1	.182

Eastern Division

	W	L	T	Pct.
Cleveland	11	1	0	.917
Philadelphia	7	4	1	.636
Washington	6	5	1	.545
Pittsburgh	6	6	0	.500
New York	3	9	0	.250
Chicago Cardinals	1	10	1	.091

DETROIT defeated Cleveland, 17-16, for World's Championship.

IN 1953: Julius and Ethel Rosenberg, convicted of passing atomic secrets to the Russians, are executed in Sing Sing prison.

1954

USUAL STARTING LINE UP

OFFENSE

LE	87	Dorne Dibble
LT	76	Lou Creekmur
LG	66	Harley Sewell
C	52	Andy Miketa
	53	LaVern Torgeson
RG	63	Dick Stanfel
	62	Jim Martin
RT	50	Charley Ane
RE	23	Jug Girard
	83	Jim Doran
QB	22	Bobby Layne
LH	37	Doak Walker
RH	14	Bob Hoernschemeyer
	34	Lewis Carpenter
FB	33	Bill Bowman

DEFENSE

LE	85	Sonny Gandee
LT	73	Thurman McGraw
MG	65	Les Bingaman
RT	74	Bob Miller
RE	88	Jim Cain
LLB	56	Joe Schmidt
RLB	62	Jim Martin
LH	25	Jim David
RH	20	Bill Stits
LS	24	Jack Christiansen
RS	21	Carl Karilivacz

1954 RESULTS (9-2-1) 1st

Raymond "Buddy" Parker, Coach

Date	Opponent	Crowd	W-L-T	Score
9-26	Chicago	52,343*	W	48-23
10-10	Los Angeles	56,523*	W	21-3
10-16	Baltimore	48,272*	W	35-0
10-24	San Francisco	60,500	L	31-37
10-31	Los Angeles	74,342	W	27-24
11-6	Baltimore	25,287	W	27-3
11-14	San Francisco	58,431*	W	48-7
11-21	Green Bay	20,767	W	21-17
11-25	Green Bay	55,532*	W	28-24
12-5	Philadelphia	54,939*	T	13-13
12-12	Chicago	37,240	L	24-28
12-19	Cleveland	34,168	W	14-10

World Championships

12-26	Cleveland	43,827	L	10-56
-------	-----------	--------	---	-------

TEAM STATISTICS

	Detroit	(Avg.)	Opps	(Avg.)
TOTAL YARDS	4433	369.4	3746	312.2
RUSHING YARDS	1608	134.0		
PASSING YARDS	2825	235.4		
POINTS SCORED	337	28.1	189	15.8

LION LEADERS

RUSHING Lew Carpenter - 104 att. - 476 yards - 3 TD; **PASSING** Bobby Layne - 246 att - 135 comp - 1818 yards - 14 TD - 12 int; **RECEIVING** Dorne Dibble - 46 rec. - 768 yards - 6 TD; **SCORING** Doak Walker - 106 points (5 TD's, 11 FG's, 43 PAT's); **PUNT RET** Jack Christiansen - 23 ret. - 225 yards - 9.8 avg. - 1 TD; **KO RET** Jug Girard - 12 ret. - 248 yards - 20.7 avg. - 0 TD; **PUNTING** Jug Girard - 63 punts - 2583 yards - 41.0; **INTS** Jack Christiansen - 8 int. - 84 yards - 1 TD

HONOR ROLL

MVP Bobby Layne
PRO-BOWL Les Bingaman (C), Jack Christiansen (DB), Lou Creekmur (T), Yale Lary (DB), Bobby Layne (QB), Dick Stanfel (G), Doak Walker (RB)

1954 NFL STANDINGS

Western Division

	W	L	T	Pct.
DETROIT	9	2	1	.618
Chicago Bears	8	4	0	.667
San Francisco	7	4	1	.636
Los Angeles	6	5	1	.545
Green Bay	4	8	0	.333
Baltimore	3	9	0	.250

Eastern Division

	W	L	T	Pct.
Cleveland	9	3	0	.750
Philadelphia	7	4	1	.636
New York	7	5	0	.583
Pittsburgh	5	7	0	.417
Washington	3	9	0	.250
Chicago Cardinals	2	10	0	.167

Cleveland defeated DETROIT, 56-10, for World's Championship.

IN 1954: Dr. Jonas Salk begins inoculating children against polio.

1955

USUAL STARTING LINE UP

OFFENSE

LE	23	Jug Girard
LT	76	Lou Creekmur
	63	Dick Stanfel
LG	66	Harley Sewell
C	50	Charley Ane
	52	Andy Miketa
RG	62	George Atkins
RT	60	Jim Salsbury
RE	28	Dave Middleton
	87	Dorne Dibble
QB	22	Bobby Layne
LH	37	Doak Walker
RH	34	Lewis Carpenter
FB	82	Leon Hart

DEFENSE

LE	85	Sonny Gandee
LT	78	Darris McCord
MG	76	Lou Creekmur
RT	74	Bob Miller
RE	88	Jim Cain
LLB	56	Joe Schmidt
RLB	61	Jim Martin
LH	25	Jim David
RH	20	Bill Stits
LS	24	Jack Christiansen
RS	21	Carl Karilivacz

1955 RESULTS (3-9-0) 6th

Raymond "Buddy" Parker, Coach

Date	Opponent	Crowd	W-L-T	Score
9-27	Green Bay	22,217	L	17-20
10-1	Baltimore	40,030	L	13-28
10-9	Los Angeles	54,836*	L	10-17
10-16	San Francisco	51,438*	L	24-27
10-23	Los Angeles	68,690	L	13-24
10-30	San Francisco	47,431	L	21-36
11-5	Baltimore	53,874*	W	24-14
11-13	Pittsburgh	34,441	W	31-28
11-20	Chicago	53,610*	L	14-24
11-24	Green Bay	51,685*	W	24-10
12-4	Chicago	39,388	L	20-21
12-11	New York	45,929*	L	19-24

TEAM STATISTICS

	Detroit	(Avg.)	Opps	(Avg.)
TOTAL YARDS	3887	323.9	4015	334.6
RUSHING YARDS	1477	123.1		
PASSING YARDS	2410	200.8		
POINTS SCORED	230	19.2	275	22.9

LION LEADERS

RUSHING Lew Carpenter - 137 att. - 543 yards - 6 TD; **PASSING** Bobby Layne - 270 att - 143 comp - 1830 yds - 11 TD - 17 int; **RECEIVING** Dave Middleton - 44 rec. - 663 yards - 3 TD; **SCORING** Doak Walker - 96 points (7 TD's, 9 FG's, 27 PAT's); **PUNT RET** Lee Riley - 14 ret. - 107 yards - 7.6 avg. - 0 TD; **KO RET** Dave Middleton - 11 ret. - 188 yards - 17.1 avg. - 0 TD; **PUNTING** Jug Girard - 56 punts - 2313 yards - 41.3 avg.; **INTS** Jack Christiansen, Jim David & Bill Stits - 3 each

HONOR ROLL

MVP Joe Schmidt

PRO-BOWL Jack Christiansen, (DB), Lou Creekmur (T), Jim David (DB), Joe Schmidt (LB), Bill Stits (DB), LaVern Torgeson (C), Doak Walker (RB)

1955 NFL STANDINGS

Western Division

	W	L	T	Pct.
Los Angeles	8	3	1	.727
Chicago Bears	8	4	0	.667
Green Bay	6	6	0	.500
Baltimore	5	6	1	.455
San Francisco	4	8	0	.333
DETROIT	3	9	0	.250

Eastern Division

	W	L	T	Pct.
Cleveland	9	2	1	.816
Washington	8	4	0	.667
New York	6	5	1	.545
Philadelphia	4	7	1	.364
Chicago Cardinals	4	7	1	.364
Pittsburgh	4	2	0	.333

Cleveland defeated Los Angeles, 36-14, for World's Championship.

IN 1955: Lt. John Conroy makes the first same-day transcontinental round trip, flying from L.A. to New York - and back - in 11 hours, 33 minutes.

1956

USUAL STARTING LINE UP

OFFENSE

LE	87	Dorne Dibble
LT	76	Lou Creekmur
LG	66	Harley Sewell
C	50	Charley Ane
RG	60	Jim Salsbury
RT	75	Oliver Spencer
RE	84	Dave Middleton
QB	22	Bobby Layne
LH	83	Jim Doran
RH	82	Leon Hart
	40	Howard Cassady
FB	26	Gene Gedman

DEFENSE

LE	78	Darris McCord
LT	70	Ray Krouse
RT	74	Bob Miller
RE	72	Gil Mains
LLB	85	Sonny Gandee
MLB	56	Joe Schmidt
RLB	86	Bob Long
LH	25	Jim David
RH	21	Carl Karilivacz
LS	24	Jack Christiansen
RS	28	Yale Lary

1956 RESULTS (9-3-0) 2nd

Raymond "Buddy" Parker, Coach

Date	Opponent	Crowd	W-L-T	Score
9-30	Green Bay	24,668	W	20-16
10-6	Baltimore	42,622	W	31-14
10-14	Los Angeles	56,281*	W	24-21
10-21	San Francisco	55,662*	W	20-17
10-28	Los Angeles	76,758	W	16-7
11-4	San Francisco	46,708	W	17-13
11-11	Washington	28,003	L	17-18
11-18	Baltimore	55,788*	W	27-3
11-22	Green Bay	54,087*	L	20-24
12-2	Chicago	57,024*	W	42-10
12-9	Pittsburgh	52,124*	W	45-7
12-16	Chicago	49,086	L	21-38

TEAM STATISTICS

	Detroit	(Avg.)	Opps	(Avg.)
TOTAL YARDS	4206	350.5	3408	284.0
RUSHING YARDS	2011	167.6		
PASSING YARDS	2195	182.9		
POINTS SCORED	300	25.0	188	15.7

LION LEADERS

RUSHING Gene Gedman - 135 att. - 479 yards - 7 TD; **PASSING** Bobby Layne - 244 att - 129 comp - 1909 yds - 9 TD - 17 int; **RECEIVING** Dave Middleton - 39 rec. - 606 yards - 5 TD; **SCORING** Bobby Layne - 99 points (5 TD's, 12 FG's, 33 PAT's); **PUNT RET** Howard Cassady - 13 ret. - 83 yards - 6.4 avg. - 0 TD; **KO RET** Howard Cassady - 16 ret. - 382 yards - 23.9 avg. - 0 TD; **PUNTING** Yale Lary - 42 punts - 1697 yards - 40.4 avg.; **INTS** Yale Lary - 8 int. - 182 yards - 1 TD

HONOR ROLL

MVP Bobby Layne

PRO-BOWL Jack Christiansen, (DB), Lou Creekmur (T), Jim David (DB), Joe Schmidt (LB), Doak Walker (E)

1956 NFL STANDINGS

Western Division

	W	L	T	Pct.
Chicago Bears	9	2	1	.618
DETROIT	9	3	0	.750
San Francisco	5	6	1	.455
Baltimore	5	7	0	.417
Green Bay	4	8	0	.333
Los Angeles	4	8	0	.333

Eastern Division

	W	L	T	Pct.
New York	8	3	1	.727
Chicago Cardinals	7	5	0	.563
Washington	6	6	0	.500
Cleveland	5	7	0	.417
Pittsburgh	5	7	0	.417
Philadelphia	3	8	1	.273

New York Giants defeated Chicago Bears, 47-7, for World's Championship.

IN 1956: President Dwight D. Eisenhower wins re-election over Adlai Stevenson.

1957

USUAL STARTING LINE UP

OFFENSE

LE 83 Jim Doran
 LT 76 Lou Creekmur
 LG 66 Harley Sewell
 C 52 Frank Gatski
 RG 75 John Gordy
 RT 50 Charley Ane
 RE 88 Steve Junker
 QB 22 Bobby Layne
 LH 26 Gene Gedman
 RH 40 Howard Cassady
 FB 35 John Henry Johnson

DEFENSE

LE 79 Gerald Perry
 LT 78 Darris McCord
 RT 72 Gil Mains
 RE 85 Gene Cronin
 LLB 47 Jim Martin
 MLB 56 Joe Schmidt
 RLB 57 Roger Zatkoff
 LH 25 Jim David
 RH 41 Terry Barr
 LS 24 Jack Christiansen
 RS 28 Yale Lary

TEAM STATISTICS

	Detroit	(Avg.)	Opps	(Avg.)
TOTAL YARDS	3840	320.0	3365	280.4
RUSHING YARDS	1811	150.9		
PASSING YARDS	2029	169.1		
POINTS SCORED	251	20.9	231	19.3

1957 RESULTS (8-4-0) 1st

George W. Wilson, Coach

Date	Opponent	Crowd	W-L-T	Score
9-29	Baltimore	40,112	L	14-34
10-6	Green Bay	32,132	W	24-14
10-13	Los Angeles	55,914*	W	10-7
10-20	Baltimore	55,764*	W	31-27
10-27	Los Angeles	77,314	L	17-35
11-3	San Francisco	59,702	L	31-35
11-10	Philadelphia	29,302	W	27-16
11-17	San Francisco	56,915*	W	31-10
11-24	Chicago	55,769*	L	7-27
11-28	Green Bay	54,301*	W	18-6
12-8	Cleveland	55,814*	W	20-7
12-15	Chicago	41,088	W	21-13

Playoff

12-22	San Francisco	60,118	W	31-27
-------	---------------	--------	---	-------

World Championship

12-29	Cleveland	55,263*	W	59-14
-------	-----------	---------	---	-------

LION LEADERS

RUSHING John Henry Johnson - 129 att. - 621 yards - 5 TD; **PASSING** Bobby Layne - 179 att - 87 comp - 1169 yds - 6 TD - 10 int; **RECEIVING** Jim Doran - 33 rec. - 624 yards - 5 TD; **SCORING** Bobby Layne - 43 points (6 FG's, 25 PAT's); **PUNT RET** Yale Lary - 25 ret. - 139 yards - 5.6 avg. - 0 TD; **KO RET** Howard Cassady - 10 ret. - 232 yards - 23.2 avg. - 0 TD; **PUNTING** Yale Lary - 54 punts - 2155 yards - 39.9 avg.; **INTS** Jack Christiansen - 10 int. - 137 yards - 1 TD

HONOR ROLL

MVP Joe Schmidt

PRO-BOWL Charley Ane (T), Jack Christiansen, (DB), Lou Creekmur (T), Jim David (DB), Yale Lary (DB), Bobby Layne (QB), Joe Schmidt (LB)

1957 NFL STANDINGS

Western Division

	W	L	T	Pct.
DETROIT*	8	4	0	.667
San Francisco	8	4	0	.667
Baltimore	7	5	0	.563
Los Angeles	6	6	0	.500
Chicago Bears	5	7	0	.417
Green Bay	3	9	0	.250

Eastern Division

	W	L	T	Pct.
Cleveland	9	2	1	.816
New York	7	5	0	.583
Pittsburgh	6	6	0	.500
Washington	5	6	1	.455
Philadelphia	4	8	0	.333
Chicago Cardinals	3	9	0	.250

*DETROIT defeated San Francisco, 31-27, in divisional playoff.

DETROIT defeated Cleveland, 59-14, for World's Championship.

IN 1957: President Eisenhower sends troops to Little Rock, Arkansas, to quell mob and protect school integration.

1958

USUAL STARTING LINE UP

OFFENSE

LE	83	Jim Doran
LT	76	Lou Creekmur
LG	66	Harley Sewell
C	50	Charley Ane
RG	67	Stan Campbell
RT	73	Ken Russell
RE	84	Dave Middleton
QB	18	Tobin Rote
LH	34	Ken Webb
RH	40	Howard Cassidy
FB	35	John Henry Johnson

DEFENSE

LE	78	Darris McCord
LT	71	Alex Karras
RT	72	Gil Mains
RE	85	Gene Cronin
LLB	86	Bob Long
MLB	56	Joe Schmidt
RLB	57	Roger Zatkoff
LH	25	Jim David
RH	41	Terry Barr
LS	43	Gary Lowe
RS	28	Yale Lary

TEAM STATISTICS

	Detroit	(Avg.)	Opps	(Avg.)
TOTAL YARDS	3239	269.9	3837	319.8
RUSHING YARDS	1360	113.3		
PASSING YARDS	1869	155.8		
POINTS SCORED	261	21.8	276	23.0

1958 RESULTS (4-7-1) 5th

George W. Wilson, Coach

Date	Opponent	Crowd	W-L-T	Score
9-28	Baltimore	48,377	L	15-28
10-5	Green Bay	32,035	T	13-13
10-12	Los Angeles	55,648*	L	28-42
10-19	Baltimore	55,190*	L	14-40
10-26	Los Angeles	81,703	W	41-24
11-2	San Francisco	59,213	L	21-24
11-9	Cleveland	75,363	W	30-10
11-16	San Francisco	54,523*	W	35-21
11-23	Chicago	55,280*	L	7-20
11-27	Green Bay	50,971*	W	24-14
12-7	New York	50,115*	L	17-19
12-14	Chicago	38,346	L	16-21

LION LEADERS

RUSHING Tobin Rote - 77 att. - 351 yards - 3 TD; **PASSING** Tobin Rote - 257 att - 118 comp - 1678 yds - 14 TD - 10 int; **RECEIVING** Dave Middleton - 29 rec. - 506 yards - 3 TD; **SCORING** Jim Martin - 49 points (7 FG's, 28 PAT's); **PUNT** RET Yale Lary - 27 punts - 196 yards - 7.3 avg. - 1 TD; **KO RET** Ken Webb - 7 ret. - 154 yards - 22.0 avg. - 0 TD; **PUNTING** Yale Lary - 59 punts - 2525 yards - 42.8 avg.; **INTS** Joe Schmidt - 6 int - 69 yards - 0 TD

HONOR ROLL

MVP Joe Schmidt

PRO-BOWL Jack Christiansen, (DB), Lou Creekmur (T), Jim David (DB), Yale Lary (DB), Darris McCord (T), Joe Schmidt (LB), Harley Sewell (G)

1958 NFL STANDINGS

Western Division

	W	L	T	Pct.
Baltimore	9	3	0	.750
Chicago Bears	8	4	0	.667
Los Angeles	8	4	0	.667
San Francisco	6	6	0	.500
DETROIT	4	7	1	.364
Green Bay	1	10	1	.091

Eastern Division

	W	L	T	Pct.
Cleveland	9	3	0	.750
New York	9	3	0	.750
Pittsburgh	7	4	1	.636
Washington	4	7	1	.364
Chicago Cardinals	2	9	1	.162
Philadelphia	2	9	1	.162

*New York Giants defeated Cleveland, 10-0, in divisional playoff.

Baltimore defeated New York, 23-17, for World's Championship. (Sudden Death 8:15)

IN 1958: Army's Jupiter-C rocket fires first U.S. earth satellite, Explorer I, into orbit.

1959

USUAL STARTING LINE UP

OFFENSE

LE 84 Dave Middleton
 LT 76 Lou Creekmur
 LG 66 Harley Sewell
 C 50 Charley Ane
 RG 75 John Gordy
 RT 73 Ollie Spencer
 RE 80 Jim Gibbons
 QB 14 Earl Morrall
 LH 41 Terry Barr
 RH 40 Howard Cassady
 FB 35 John Henry Johnson

DEFENSE

LE 78 Darris McCord
 LT 71 Alex Karras
 RT 72 Gil Mains
 RE 53 Bill Glass
 LLB 86 Bob Long
 MLB 56 Joe Schmidt
 RLB 47 Jim Martin
 LH 25 Jim David
 RH 28 Yale Lary
 LS 43 Gary Lowe
 RS 23 Dave Whitsett

TEAM STATISTICS

	Detroit	(Avg.)	Opps	(Avg.)
TOTAL YARDS	3456	288.0	3656	304.7
RUSHING YARDS	1792	149.3		
PASSING YARDS	2131	177.6		
POINTS SCORED	203	16.9	275	22.9

1959 RESULTS (3-8-1) 5th

George W. Wilson, Coach

Date	Opponent	Crowd	W-L-T	Score
9-29	Baltimore	55,588	L	9-21
10-4	Green Bay	32,150	L	10-28
10-11	Baltimore	54,197*	L	24-31
10-18	San Francisco	52,585*	L	13-34
10-25	Los Angeles	74,288	W	17-7
11-1	San Francisco	59,064	L	7-33
11-8	Pittsburgh	24,614	T	10-10
11-15	Los Angeles	52,217*	W	23-17
11-22	Chicago	54,059*	L	14-24
11-26	Green Bay	49,221*	L	17-24
12-6	Cardinals	45,811*	W	45-21
12-13	Chicago	40,890	L	14-25

LION LEADERS

RUSHING Nick Pietrosante - 76 att. - 447 yards - 3 TD; **PASSING** Earl Morrall - 137 att - 65 comp - 1102 yds - 5 TD - 6 int; **RECEIVING** Jim Gibbons - 31 rec. - 431 yards - 1 TD; **SCORING** Howard Cassady - 30 points (5 TD's); **PUNT RET** Terry Barr - 16 ret. - 102 yards - 0 TD; **KO RET** Ken Webb - 16 ret. - 352 yards - 0 TD; **PUNTING** Yale Lary - 45 punts - 2118 yards - 47.1 avg.; **INTS** Gary Lowe - 5 int. - 130 yards

HONOR ROLL

MVP Jim Martin

PRO-BOWL Charley Ane (C), Jim David (DB), Yale Lary (DB), Joe Schmidt (LB), Harley Sewell (G)

1959 NFL STANDINGS

Western Division

	W	L	T	Pct.
Baltimore	9	3	0	.750
Chicago Bears	8	4	0	.667
Green Bay	7	5	0	.583
San Francisco	7	5	0	.563
DETROIT	3	8	1	.213
Los Angeles	2	10	0	.167

Eastern Division

	W	L	T	Pct.
New York	10	2	0	.833
Cleveland	7	5	0	.563
Philadelphia	7	5	0	.583
Pittsburgh	6	5	1	.545
Washington	3	9	0	.250
Chicago Cardinals	2	10	0	.167

Baltimore defeated New York, 31-16, for World's Championship.

IN 1959: St. Lawrence Seaway opens, allowing ocean ships to reach the Midwest.

1960

USUAL STARTING LINE UP

OFFENSE

LE	89	Gail Cogdill
LT	73	Oliver Spencer
LG	66	Harley Sewell
C	50	Bob Scholtz
RG	75	John Gordy
RT	70	Willie McClung
RE	80	Jim Gibbons
QB	15	Jim Ninowski
LH	45	Dan Lewis
RH	40	Howard Cassady
FB	33	Nick Pietrosante

DEFENSE

LE	78	Darris McCord
LT	71	Alex Karras
RT	76	Roger Brown
RE	53	Bill Glass
LLB	57	Carl Brettschneider
MLB	56	Joe Schmidt
RLB	55	Wayne Walker
LH	81	Dick Lane
RH	24	Dick LeBeau
LS	43	Gary Lowe
RS	28	Yale Lary

TEAM STATISTICS

	Detroit	(Avg.)	Opps	(Avg.)
TOTAL YARDS	3392	282.7	3397	283.0
RUSHING YARDS	1714	142.8	1348	112.3
PASSING YARDS	1678	139.8	2049	170.8
POINTS SCORED	239	19.9	212	17.7

1960 RESULTS (7-5-0) 2nd

George W. Wilson, Coach

Date	Opponent	Crowd	W-L-T	Score
10-2	Green Bay	32,150	L	9-28
10-9	San Francisco	49,825*	L	10-14
10-16	Philadelphia	38,065	L	10-28
10-23	Baltimore	53,854*	W	30-17
10-30	Los Angeles	53,295	L	35-48
11-6	San Francisco	48,447	W	20-0
11-13	Los Angeles	54,019*	W	12-10
11-20	Chicago	46,267	L	7-28
11-24	Green Bay	54,123*	W	23-10
12-4	Baltimore	57,808	W	20-15
12-11	Dallas	43,272*	W	23-14
12-18	Chicago	51,017*	W	36-0

Runner-Up

1-7	Cleveland	34,981	W	17-16
-----	-----------	--------	---	-------

LION LEADERS

RUSHING Nick Pietrosante - 161 att. - 872 yards - 8 TD; **PASSING** Jim Ninowski - 283 att - 134 comp - 1599 yds - 2 TD - 18 int; **RECEIVING** Jim Gibbons - 51 rec. - 604 yds - 2 TD; **SCORING** Jim Martin - 65 points (13 FG's, 26 PAT's); **PUNT** RET Terry Barr - 14 ret. - 104 yards - 7.4 avg. - 0 TD; **KO RET** Jim Steffen - 8 ret. - 225 yards - 28.1 avg. - 0 TD; **PUNTING** Yale Lary - 64 punts - 2802 yards - 43.8 avg.; **INTS** Dick Lane - 5 int. - 102 yards - 1 TD

HONOR ROLL

MVP Nick Pietrosante

PRO-BOWL Jim David (DB), Yale Lary (DB), Joe Schmidt (LB), Harley Sewell (G)

1960 NFL STANDINGS

Western Division

	W	L	T	Pct.
Green Bay	8	4	0	.667
DETROIT	7	5	0	.583
San Francisco	7	5	0	.583
Baltimore	6	6	0	.500
Chicago	5	6	1	.454
Los Angeles	4	7	1	.363
Dallas	0	11	1	.000

Eastern Division

	W	L	T	Pct.
Philadelphia	10	2	0	.633
Cleveland	8	3	1	.727
New York	6	4	2	.600
St. Louis	6	5	1	.545
Pittsburgh	5	6	1	.454
Washington	1	9	2	.100

Philadelphia defeated Green Bay, 17-13, for World's Championship.

IN 1960: With a plurality of only 118,574 votes, John F. Kennedy edges Richard Nixon in presidential election.

1961

USUAL STARTING LINE UP

OFFENSE

LE	89	Gail Cogdill
LT	79	John Gonzaga
LG	66	Harley Sewell
C	50	Bob Scholtz
RG	75	John Gordy
RT	77	Dan LaRose
RE	80	Jim Gibbons
QB	14	Earl Morrall
LH	45	Dan Lewis
RH	41	Terry Barr
FB	33	Nick Pietrosante

DEFENSE

LE	78	Darris McCord
LT	71	Alex Karras
RT	76	Roger Brown
RE	53	Bill Glass
LLB	57	Carl Brettschneider
MLB	56	Joe Schmidt
RLB	55	Wayne Walker
LH	81	Dick Lane
RH	21	Bruce Maher
LS	43	Gary Lowe
RS	28	Yale Lary

TEAM STATISTICS

	Detroit	(Avg.)	Opps	(Avg.)
TOTAL YARDS	4412	315.1	3938	281.3
RUSHING YARDS	1868	133.4	1520	108.6
PASSING YARDS	2544	181.7	2418	172.7
POINTS SCORED	270	19.3	258	18.4

1961 RESULTS (8-5-1) 2nd

George W. Wilson, Coach

Date	Opponent	Crowd	W-L-T	Score
9-17	Green Bay (M)	44,307	W	17-13
9-24	Baltimore	54,259	W	16-15
10-1	San Francisco	53,155*	L	0-49
10-8	Chicago	50,521*	L	17-31
10-15	Los Angeles	45,873*	W	14-13
10-22	Baltimore	53,016*	L	14-17
10-29	Los Angeles	49,123	W	28-10
11-5	San Francisco	56,878	T	20-20
11-12	St. Louis	20,320	W	45-14
11-19	Minnesota	32,296	W	37-10
11-23	Green Bay	55,662*	L	9-17
12-3	Chicago	47,394	W	16-15
12-10	Minnesota	42,655*	W	13-7
12-17	Philadelphia	44,231*	L	24-27

Runner-Up

1-6	Philadelphia	25,612	W	38-10
-----	--------------	--------	---	-------

LION LEADERS

RUSHING Nick Pietrosante - 201 att. - 841 yards - 5 TD; **PASSING** Jim Ninowski - 247 att. - 117 comp. - 1921 yards - 7 TD - 18 int.; **RECEIVING** Gail Cogdill - 45 rec. - 956 yards - 6 TD; **SCORING** Jim Martin - 70 points (15 FG's, 25 PAT's); **PUNT RET** Howard Cassidy - 16 ret. - 159 yards - 9.9 avg. - 0 TD; **KO RET** Pat Studstill - 16 ret. - 448 yards - 28.1 avg. - 1 TD; **PUNTING** Yale Lary - 52 punts - 2517 yards - 48.4 avg.; **INTS** Dick Lane & Yale Lary - 6 int. each

HONOR ROLL

MVP Joe Schmidt

PRO-BOWL Gail Cogdill (E), Jim Gibbons (E), Alex Karras (T), Dick Lane (DB), Yale Lary (DB), Nick Pietrosante (RB), Joe Schmidt (LB)

1961 NFL STANDINGS

Western Division

	W	L	T	Pct.
Green Bay	11	3	0	.766
DETROIT	8	5	1	.615
Baltimore	8	6	0	.571
Chicago	8	6	0	.571
San Francisco	7	6	1	.536
Los Angeles	4	10	0	.286
Minnesota	3	11	0	.214

Eastern Division

	W	L	T	Pct.
New York	10	3	1	.769
Philadelphia	10	4	0	.714
Cleveland	8	5	1	.615
St. Louis	7	7	0	.500
Pittsburgh	6	8	0	.429
Dallas	4	9	1	.308
Washington	1	12	1	.077

Green Bay defeated New York, 37-0, for World's Championship.

IN 1961: East Germans erect Berlin Wall to halt flood of refugees.

1962

USUAL STARTING LINE UP

OFFENSE

LE	89	Gail Cogdill
LT	79	John Gonzaga
LG	66	Harley Sewell
C	71	Bob Whitlow
RG	75	John Gordy
RT	77	Dan LaRose
RE	80	Jim Gibbons
QB	16	Milt Plum
LH	45	Dan Lewis
RH	25	Pat Studstill
FB	33	Nick Pietrosante

DEFENSE

LE	78	Darris McCord
LT	71	Alex Karras
RT	76	Roger Brown
RE	88	Sam Williams
LLB	57	Carl Brettschneider
MLB	56	Joe Schmidt
RLB	55	Wayne Walker
LH	81	Dick Lane
RH	44	Dick LeBeau
LS	43	Gary Lowe
RS	28	Yale Lary

TEAM STATISTICS

	Detroit	(Avg.)	Opps	(Avg.)
TOTAL YARDS	4503	321.6	3217	229.8
RUSHING YARDS	1922	137.3	1231	87.9
PASSING YARDS	2581	184.4	1986	141.9
POINTS SCORED	315	22.5	177	12.6

1962 RESULTS (11-3-0) 2nd

George W. Wilson, Coach

Date	Opponent	Crowd	W-L-T	Score
9-16	Pittsburgh	46,641*	W	45-7
9-23	San Francisco	51,032*	W	45-24
9-30	Baltimore	57,966	W	29-20
10-7	Green Bay	38,669	L	7-9
10-14	Los Angeles	53,714*	W	13-10
10-21	New York	62,856	L	14-17
10-28	Chicago	53,342*	W	11-3
11-4	Los Angeles	44,241	W	12-3
11-11	San Francisco	43,449	W	38-24
11-22	Green Bay	57,598*	W	26-14
11-18	Minnesota	31,257	W	17-6
12-2	Baltimore	53,012*	W	21-14
12-9	Minnesota	42,256*	W	37-23
12-16	Chicago	44,948	L	0-3

Runner-Up

1-6	Pittsburgh	36,284	W	17-10
-----	------------	--------	---	-------

LION LEADERS

RUSHING Dan Lewis - 120 att. - 488 yards - 6 TD; **PASSING** Milt Plum - 325 att - 179 comp - 2378 yds - 15 TD - 20 int; **RECEIVING** Gail Cogdill - 53 rec. - 991 yards - 7 TD; **SCORING** Wayne Walker - 64 points (9 FG's, 37 PAT's); **PUNT RET** Pat Studstill - 29 ret. - 457 yards - 15.8 avg.; **KO RET** Tommy Watkins - 17 ret. - 452 yards - 26.6 avg.; **PUNTING** Yale Lary - 52 punts - 2402 yards - 45.3 avg.; **INTS** Yale Lary - 8 int. - 51 yards - 0 TD

HONOR ROLL

MVP	Gail Cogdill
PRO-BOWL	Jim Gibbons (E), Alex Karras (T), Dick Lane (DB), Yale Lary (DB), Jim Martin (G), Nick Pietrosante, (RB), Joe Schmidt (LB)

1962 NFL STANDINGS

Western Division

	W	L	T	Pct.
Green Bay	13	1	0	.929
DETROIT	11	3	0	.786
Chicago	9	5	0	.643
Baltimore	7	7	0	.500
San Francisco	6	8	0	.429
Minnesota	2	11	1	.154
Los Angeles	1	12	1	.077

Eastern Division

	W	L	T	Pct.
New York	12	2	0	.857
Pittsburgh	9	5	0	.643
Cleveland	7	6	1	.536
Washington	5	7	2	.417
Dallas	5	8	1	.365
St. Louis	4	9	1	.306
Philadelphia	3	10	1	.231

Green Bay defeated New York, 16-7, for World's Championship.

IN 1962: Lt. Col. John Glenn becomes first American to orbit the Earth.

1963

USUAL STARTING LINE UP

OFFENSE

LE 89	Gail Cogdill
LT 70	Daryl Sanders
LG 79	John Gonzaga
C 51	Bob Whitlow
RG 75	John Gordy
RT 61	Lucien Reeberg
RE 80	Jim Gibbons
QB 14	Earl Morrall
LH 23	Tommy Watkins
RH 41	Terry Barr
FB 45	Dan Lewis

DEFENSE

LE 78	Darris McCord
LT 72	Floyd Peters
RT 76	Roger Brown
RE 88	Sam Williams
LLB 54	Max Messner
MLB 53	Dennis Gaubatz
RLB 55	Wayne Walker
LH 81	Dick Lane
RH 44	Dick LeBeau
LS 21	Bruce Maher
RS 86	Tom Hall

TEAM STATISTICS

	Detroit	(Avg.)	Opps	(Avg.)
TOTAL YARDS	4324	308.9	3761	268.6
RUSHING YARDS	1601	114.4	1564	111.7
PASSING YARDS	2723	194.5	2197	156.9
POINTS SCORED	326	23.3	265	18.9

1963 RESULTS (5-8-1) 4th

George W. Wilson, Coach

Date	Opponent	Crowd	W-L-T	Score
9-14	Los Angeles	49,342	W	23-2
9-22	Green Bay (M)	45,912	L	10-31
9-29	Chicago	55,400*	L	21-37
10-6	San Francisco	44,088*	W	26-3
10-13	Dallas	27,264	L	14-17
10-20	Baltimore	51,901*	L	21-25
10-27	Minnesota	44,509*	W	28-10
11-3	San Francisco	33,511	W	45-7
11-10	Baltimore	59,758	L	21-24
11-17	Los Angeles	44,951*	L	21-28
11-24	Minnesota	28,763	L	31-34
11-28	Green Bay	54,016*	T	13-13
12-8	Cleveland	51,382*	W	38-10
12-15	Chicago	45,317	L	14-24

LION LEADERS

RUSHING Dan Lewis - 133 att. - 528 yards - 2 TD; **PASSING** Earl Morrall - 328 att. - 174 comp. - 2621 yards - 24 TD - 14 int; **RECEIVING** Terry Barr - 66 rec. - 1086 yards - 13 TD; **SCORING** Terry Barr - 78 points (13 TD's); **PUNT RET** Tommy Watkins - 32 ret. - 399 yards - 12.5 avg. - 1 TD; **KO RET** Tommy Watkins - 21 ret. - 447 yards - 0 TD; **PUNTING** Yale Lary - 35 punts - 1713 yards - 48.9 avg.; **INTS** Dick LeBeau & Dick Lane - 5 ints. each

HONOR ROLL

MVP Earl Morrall

PRO-BOWL Roger Brown (T), Gail Cogdill (E), Alex Karras (T), Dick Lane (DB), Yale Lary (DB), Joe Schmidt (LB), Harley Sewell (G)

1963 NFL STANDINGS

Western Division

	W	L	T	Pct.
Chicago	11	1	2	.917
Green Bay	11	2	1	.846
Baltimore	8	6	0	.571
DETROIT	5	8	1	.385
Minnesota	5	8	1	.385
Los Angeles	5	9	0	.357
San Francisco	2	12	0	.143

Eastern Division

	W	L	T	Pct.
New York	11	3	0	.766
Cleveland	10	4	0	.714
St. Louis	9	5	0	.643
Pittsburgh	7	4	3	.636
Dallas	4	10	0	.266
Washington	3	11	0	.214
Philadelphia	2	10	2	.167

Chicago defeated New York, 14-10, for World's Championship.

IN 1963: President John F. Kennedy shot and killed by sniper in Dallas; Lyndon B. Johnson takes oath of office.

1964

USUAL STARTING LINE UP

OFFENSE

E	89	Gail Cogdill
LT	70	Daryl Sanders
LG	79	John Gonzaga
C	51	Bob Whitlow
RG	75	John Gordy
RT	72	J.D. Smith
E	80	Jim Gibbons
QB	16	Milt Plum
LH	23	Tom Watkins
RH	41	Terry Barr
FB	33	Nick Pietrosante

DEFENSE

LE	78	Darris McCord
LT	71	Alex Karras
RT	76	Roger Brown
RE	88	Sam Williams
LLB	59	Ernie Clark
MLB	53	Dennis Gowbatz
RLB	55	Wayne Walker
DB	27	Bobby Thompson
DB	44	Dick LeBeau
DB	21	Bruce Maher
DB	28	Yale Lary

TEAM STATISTICS

	Detroit	(Avg.)	Opps	(Avg.)
TOTAL YARDS	3972	283.7	4062	290.1
RUSHING YARDS	1414	101.0	1638	117.0
PASSING YARDS	2558	182.7	2424	173.1
POINTS SCORED	280	20.0	260	18.6

1964 RESULTS (7-5-2) 4th

George W. Wilson, Coach				
Date	Opponent	Crowd	W-L-T	Score
9-13	San Francisco	33,204	W	26-17
9-19	Los Angeles	52,001	T	17-17
9-28	Green Bay	59,203*	L	10-14
10-4	New York	54,836*	W	26-3
10-11	Minnesota	40,840	W	24-20
10-18	Chicago	47,567	W	10-0
10-25	Baltimore	57,814*	L	0-34
11-1	Los Angeles	52,064*	W	37-17
11-8	Green Bay	42,327	L	7-30
11-15	Cleveland	83,064	L	21-37
11-22	Minnesota	48,291*	T	23-23
11-26	Chicago	52,231*	L	24-27
12-6	Baltimore	60,213	W	31-14
12-13	San Francisco	41,854*	W	24-7

LION LEADERS

RUSHING Nick Pietrosante - 147 att. - 536 yards - 4 TD; **PASSING** Milt Plum - 287 att. - 154 comp. - 2241 yds - 18 TD - 15 int; **RECEIVING** Terry Barr - 57 rec. - 1030 yards - 9 TD; **SCORING** Wayne Walker - 74 points (14 FG's, 32 PAT's); **PUNT RET** Tommy Watkins - 16 ret. - 238 yards - 14.9 yards - 2 TD; **KO RET** Pat Studstill - 29 ret. - 708 yards - 24.4 avg.; **PUNTING** Yale Lary - 67 punts - 3102 yards - 46.3 avg.; **INTS** Yale Lary - 6 int. - 101 yards - 0 TD

HONOR ROLL

MVP Jim Gibbons

PRO-BOWL Terry Barr (E), Roger Brown (T), Gail Cogdill (E), John Gordy (T), Joe Schmidt (LB), Wayne Walker (LB)

1964 NFL STANDINGS

Western Division

	W	L	T	Pct.
Baltimore	12	2	0	.657
Green Bay	8	5	1	.615
Minnesota	8	5	1	.615
DETROIT	7	5	2	.583
Los Angeles	5	7	2	.417
Chicago	5	9	0	.357
San Francisco	4	10	0	.286

Eastern Division

	W	L	T	Pct.
Cleveland	10	3	1	.769
St. Louis	9	3	2	.750
Philadelphia	6	8	0	.429
Washington	6	8	0	.429
Dallas	5	8	1	.365
Pittsburgh	5	9	0	.357
New York	2	10	2	.166

Cleveland defeated Baltimore, 27-0, for World's Championship.

IN 1964: "My Fair Lady" takes top Academy Awards for Best Picture, Director (George Cukor) and Actor (Rex Harrison).

1965

USUAL STARTING LINE UP

OFFENSE

LE	89	Gail Cogdill
LT	70	Daryl Sanders
LG	62	Ted Karras
C	54	Ed Flanagan
RG	75	John Gordy
RT	73	Roger Shoals
RE	80	Jim Gibbons (7)
	83	Ron Kramer (7)
QB	16	Milt Plum
HB	32	Joe Don Looney
FL	41	Terry Barr (7)
	25	Pat Studstill (7)
FB	33	Nick Pietrosante (6)

DEFENSE

LE	78	Darris McCord
LT	71	Alex Karras
RT	76	Roger Brown
RE	88	Sam Williams
LLB	59	Ernie Clark (4)
	67	Wally Hilgenberg (3)
	53	Mike Lucci (3)
MLB	56	Joe Schmidt
RLB	55	Wayne Walker
LH	44	Dick LeBeau
RH	27	Bobby Thompson
LS	21	Bruce Maher
RS	47	Wayne Rasmussen

TEAM STATISTICS

	Detroit	(Avg.)	Opps	(Avg.)
TOTAL YARDS	3303	235.9	3557	254.1
RUSHING YARDS	1469	104.9	1460	104.3
PASSING YARDS	1834	131.0	2097	149.8
POINTS SCORED	257	18.4	295	21.1

1965 RESULTS (6-7-1) 6th

Harry Gilmer, Coach

Date	Opponent	Crowd	W-L-T	Score
9-19	Los Angeles	46,941*	W	20-0
9-26	Minnesota	46,826	W	31-29
10-3	Washington	52,627*	W	14-10
10-10	Baltimore	60,238	L	7-31
10-17	Green Bay	56,712*	L	21-31
10-24	Chicago	45,658	L	10-38
10-31	Los Angeles	35,137	W	31-7
11-7	Green Bay	50,852	W	12-7
11-14	San Francisco	54,534*	L	21-27
11-21	Chicago	51,499*	L	10-17
11-25	Baltimore	55,036*	T	24-24
12-5	San Francisco	38,463	L	14-17
12-12	Minnesota	45,420*	L	7-29
12-19	Philadelphia	56,718	W	35-28

LION LEADERS

RUSHING Amos Marsh - 131 att. - 405 yards - 6 TD; **PASSING** Milt Plum - 308 att. - 143 comp. - 1710 yds - 12 TD - 19 int.; **RECEIVING** Pat Studstill - 28 rec. - 389 yards - 3 TD; **SCORING** Wayne Walker - 57 points (8 FG's, 33 PAT's); **PUNT RET** Tommy Watkins - 23 ret. - 234 yards - 0 TD; **KO RET** Tommy Watkins - 17 ret. - 584 yards - 0 TD; **PUNTING** Pat Studstill - 78 punts - 3335 yards - 42.8 avg.; **INTS** Dick LeBeau - 7 int. - 84 yards - 1 TD

HONOR ROLL

MVP Bruce Maher

PRO-BOWL Terry Barr (E), Roger Brown (T), Jim Gibbons (E), John Gordy (T), Yale Lary (DB), Dick LeBeau (DB), Wayne Walker (LB)

1965 NFL STANDINGS

Western Division

	W	L	T	Pct.
Green Bay*	10	3	1	.769
Baltimore	10	3	1	.769
Chicago	9	5	0	.643
San Francisco	7	6	1	.536
Minnesota	7	7	0	.500
DETROIT	6	7	1	.462
Los Angeles	4	10	0	.286

Eastern Division

	W	L	T	Pct.
Cleveland	11	3	0	.766
Dallas	7	7	0	.500
New York	7	7	0	.500
Washington	6	8	0	.429
Philadelphia	5	9	0	.357
St. Louis	5	9	0	.357
Pittsburgh	2	12	0	.143

Green Bay defeated Baltimore, 13-10, in playoff (overtime).

Green Bay defeated Cleveland, 23-12, for World's Championship.

IN 1965: The senior citizens' governmental medical assistance program, Medicare, begins.

1966

USUAL STARTING LINE UP

OFFENSE

LE	89	Gail Cogdill
LT	70	Daryl Sanders
LG	66	Bob Kowalkowski
C	54	Ed Flanagan
RG	75	John Gordy
RT	72	J.D. Smith
RE	88	Ron Kramer
QB	14	Karl Sweetan
HB	31	Amos Marsh
FL	25	Pat Studstill
FB	35	Tom Nowatzke

DEFENSE

LE	78	Darris McCord
LT	71	Alex Karras
RT	76	Roger Brown
RE	74	Larry Hand
LLB	53	Mike Lucci
MLB	59	Ernie Clark
RLB	67	Wally Hilgenberg (6)
	55	Wayne Walker (5)
LH	44	Dick LeBeau
RH	43	Bebby Smith
LS	21	Bruce Maher
RS	27	Bobby Thompson

TEAM STATISTICS

	Detroit	(Avg.)	Opps	(Avg.)
TOTAL YARDS	3853	275.2	4414	315.3
RUSHING YARDS	1429	102.1	2006	143.3
PASSING YARDS	2424	173.1	2408	172.0
POINTS SCORED	206	14.7	317	22.6

1966 RESULTS (4-9-1) 6th

Harry Gilmer, Coach

Date	Opponent	Crowd	W-L-T	Score
9-11	Chicago	52,225*	W	14-3
9-18	Pittsburgh	35,473	L	3-17
9-25	Atlanta	47,615*	W	28-10
10-2	Green Bay	50,861	L	14-23
10-9	Los Angeles	52,793*	L	7-14
10-16	Baltimore	60,238	L	14-45
10-23	San Francisco	36,745	L	24-27
10-30	Green Bay	56,954*	L	7-31
11-6	Chicago	47,041	T	10-10
11-13	Minnesota	43,939	W	32-31
11-20	Baltimore	52,383*	W	20-14
11-24	San Francisco	53,189*	L	14-41
12-4	Los Angeles	40,039	L	3-23
12-11	Minnesota	43,022*	L	16-28

LION LEADERS

RUSHING Tom Nowatzke - 151 att. - 512 yards - 6 TD; **PASSING** Karl Sweetan - 309 att - 157 comp - 1809 yards - 4 TD - 14 int; **RECEIVING** Pat Studstill - 67 rec. - 1266 yards - 5 TD; **SCORING** Garo Yepremian - 50 points (13 FG's, 11 PAT's); **PUNT RET** Tommy Vaughn - 18 ret. - 179 yards - 9.9 avg. - 0 TD; **KO RET** Tommy Vaughn - 23 ret. - 595 yards - 0 TD; **PUNTING** Pat Studstill - 72 punts - 2956 yards - 41.1 avg.; **INTS** Mike Lucci - 5 int. - 118 yards - 1 TD

HONOR ROLL

MVP Pat Studstill

PRO-BOWL Roger Brown (T), John Gordy (T), Alex Karras (T), Dick LeBeau (DB), Wayne Walker (LB)

1966 NFL STANDINGS

Western Division

	W	L	T	Pct.
Green Bay	12	2	0	.857
Baltimore	9	5	0	.643
Los Angeles	8	6	0	.571
San Francisco	6	6	2	.500
Chicago	5	7	2	.417
DETROIT	4	9	1	.308
Minnesota	4	9	1	.308

Eastern Division

	W	L	T	Pct.
Dallas	10	3	1	.769
Cleveland	9	5	0	.643
Philadelphia	9	5	0	.643
St. Louis	8	5	1	.615
Washington	7	7	0	.500
Pittsburgh	5	8	1	.365
Atlanta	3	11	0	.214
New York	1	12	1	.017

Green Bay defeated Dallas, 34-27, for NFL Championship.
Green Bay defeated Kansas City (AFL), 35-10, in Super Bowl I.

IN 1966: Wilt Chamberlain claims a record seventh consecutive NBA scoring title averaging 33.5 points per game for Philadelphia.

1967

USUAL STARTING LINE UP

OFFENSE

LE	81	Bill Malinchak (6)
	89	Gail Cogdill (6)
LT	52	Bill Cottrell
LG	63	Chuck Walton
C	54	Ed Flanagan
RG	75	John Gordy
RT	79	Charlie Bradshaw
RE	88	Ron Kramer (6)
	80	Jirne Gibbons (6)
QB	14	Karl Sweetan (6)
	16	Milt Plum (6)
HB	31	Amos Marsh (6)
	23	Tom Watkins (6)
FB	24	Mel Farr
FL	25	Pat Studstill (5)
	87	John Henderson (4)

DEFENSE

LE	78	Darris McCord
LT	71	Alex Karras
RT	82	Jerry Rush
RE	74	Larry Hand
LLB	59	Ernie Clark
MLB	53	Mike Lucci
RLB	55	Wayne Walker (5)
	50	Paul Naumoff (6)
LH	20	Lem Barney
RH	44	Dick LeBeau
LS	21	Bruce Maher
RS	48	Tom Vaughn

1967 RESULTS (5-7-2) 3rd

Joe Schmidt, Coach

Date	Opponent	Crowd	W-L-T	Score
9-17	Green Bay	50,861	T	17-17
9-24	Cleveland	57,383*	W	31-14
10-1	St. Louis	43,821	L	28-38
10-8	Green Bay	57,877*	L	17-27
10-15	Chicago	46,024	L	3-14
10-22	Atlanta	50,601*	W	24-3
10-29	San Francisco	37,990	W	45-3
11-5	Chicago	55,606*	L	13-27
11-12	Minnesota	40,032	T	10-10
11-19	Baltimore	60,238	L	7-14
11-23	Los Angeles	54,389*	L	7-31
12-3	Pittsburgh	47,713*	L	14-24
12-10	New York	63,011	W	30-7
12-17	Minnesota	44,874*	W	14-3

TEAM STATISTICS

	Detroit	(Avg.)	Opps	(Avg.)
TOTAL YARDS	3538	252.7	3528	252.0
RUSHING YARDS	1907	136.2	1795	128.2
PASSING YARDS	1631	116.5	1733	123.8
POINTS SCORED	260	18.6	259	18.5

LION LEADERS

RUSHING Mel Farr - 206 att. - 860 yards - 3 TD; **PASSING** Milt Plum - 172 att - 86 comp - 925 yds - 4 TD - 8 int; **RECEIVING** Mel Farr - 39 rec. - 317 yards - 3 TD; **SCORING** Mel Farr & Tom Nowatzke - 36 points each (6 TD's); **PUNT RET** Tommy Watkins - 15 ret. - 57 yards - 3.8 avg. - 0 TD; **KO RET** Tommy Vaughn - 16 ret. - 446 yards - 27.9 avg. - 0 TD; **PUNTING** Pat Studstill - 36 punts - 1602 yards - 44.5; **INTS** Lem Barney - 10 int. - 232 yards - 3 TD

HONOR ROLL

MVP Mel Farr (Offense), Lem Barney (Defense)
PRO-BOWL Roger Brown (T), Dick LeBeau (DB), Pat Studstill (E)

1967 NFL STANDINGS

WESTERN CONFERENCE

Central Division				Pct.
	W	L	T	
Green Bay	9	4	1	.692
Chicago	7	6	1	.536
DETROIT	5	7	2	.417
Minnesota	3	8	3	.273

Coastal Division

W	L	T	Pct.
Los Angeles	11	1	.917
Baltimore	11	1	.917
San Francisco	7	7	.500
Atlanta	1	12	.077

EASTERN CONFERENCE

Capital Division				
	W	L	T	Pct.
Dallas	9	5	0	.643
Philadelphia	6	7	1	.462
Washington	5	6	3	.455
New Orleans	3	11	0	.214

Century Division

W	L	T	Pct.
Cleveland	9	5	.643
New York	7	7	.500
St. Louis	6	7	.462
Pittsburgh	4	9	.306

Green Bay defeated Los Angeles, 26-7, for Western title. Dallas defeated Cleveland, 52-14, for Eastern title. Green Bay defeated Dallas, 21-17, for NFL Championship. Green Bay defeated Oakland (AFL), 33-14, in Super Bowl II.

IN 1967: Nearly 7,000 National Guardsmen aid police as racial violence breaks out in Detroit.

1968

USUAL STARTING LINE UP

OFFENSE

E	25	Earl McCullouch
LT	73	Roger Shoals
LG	63	Chuck Walton
C	54	Ed Flanagan
RG	68	Frank Gallagher
RT	79	Charlie Bradshaw
TE	88	Charlie Sanders
QB	19	Bill Munson
FL	3	Bill Gambrell
RB	38	Bill Triplett
RB	24	Mel Farr (7)
	43	Dave Kopay (5)

DEFENSE

LE	78	John Baker
LT	71	Alex Karras
RT	82	Jerry Rush
RE	84	Joe Robb
LLB	50	Paul Naumoff
MLB	53	Mike Lucci
RLB	55	Wayne Walker
LH	20	Lem Barney
RH	44	Dick LeBeau
LS	28	Mike Weger
RS	48	Tom Vaughn

TEAM STATISTICS

	Detroit	(Avg.)	Opps	(Avg.)
TOTAL YARDS	4022	287.3	3837	274.1
RUSHING YARDS	1702	121.6	1680	120.0
PASSING YARDS	2320	165.7	2157	154.1
POINTS SCORED	207	14.8	241	17.2

1968 RESULTS (4-8-2) 4th

Joe Schmidt, Coach

Date	Opponent	Crowd	W-L-T	Score
9-15	Dallas	61,382	L	13-59
9-22	Chicago	50,688*	W	42-0
9-29	Green Bay	50,861	W	23-17
10-6	Minnesota	44,289	L	10-24
10-13	Chicago	46,996	W	28-10
10-20	Green Bay	57,302*	T	14-14
10-27	San Francisco	53,555*	L	7-14
11-3	Los Angeles	77,982	L	7-10
11-10	Baltimore	55,170*	L	10-27
11-17	Minnesota	46,654*	L	6-18
11-24	New Orleans	46,152*	T	20-20
11-28	Philadelphia	47,909*	L	0-12
12-8	Atlanta	49,437	W	24-7
12-15	Washington	50,123	L	3-14

LION LEADERS

RUSHING Mel Farr - 128 att. - 597 yards - 3 TD; **PASSING** Bill Munson - 329 att - 181 comp - 2311 yards - 15 TD - 8 int; **RECEIVING** Earl McCullouch - 40 rec. - 680 yards - 5 TD; **SCORING** Mel Farr & Billy Gambrell - 42 points each (6 TD's); **PUNT RET** Lem Barney - 13 ret. - 79 yards - 6.1 avg. - 0 TD; **KO RET** Lem Barney - 25 ret. - 670 yards - 1 TD; **PUNTING** Jerry DePoyster - 71 punts - 2868 yards - 40.4; **INTS** Lem Barney - 7 int. - 82 yards - 0 TD

HONOR ROLL

MVP Mel Farr (Offense), Wayne Walker (Defense)
PRO-BOWL Lem Barney (DB), Mel Farr (RB)

1968 NFL STANDINGS

WESTERN CONFERENCE

Central Division

	W	L	T	Pct.
Minnesota	8	6	0	.571
Chicago	7	7	0	.500
Green Bay	6	7	1	.462
DETROIT	4	8	2	.333

Coastal Division

	W	L	T	Pct.
Baltimore	13	1	0	.929
Los Angeles	10	3	1	.769
San Francisco	2	12	0	.143
Atlanta	2	12	0	.143

EASTERN CONFERENCE

Capital Division

	W	L	T	Pct.
Dallas	12	2	0	.857
New York	7	7	0	.500
Washington	5	9	0	.357
Philadelphia	2	12	0	.143

Century Division

	W	L	T	Pct.
Cleveland	10	4	0	.714
St. Louis	9	4	1	.692
New Orleans	4	9	1	.306
Pittsburgh	2	11	1	.154

Baltimore defeated Minnesota, 24-14, for Western title. Cleveland defeated Dallas, 31-20, for Eastern title. Baltimore defeated Cleveland, 34-0, for NFL Championship. New York (AFL) defeated Baltimore, 16-7, in Super Bowl III.

IN 1968: Civil rights leader Dr. Martin Luther King Jr. is slain in Memphis.

1969

USUAL STARTING LINE UP

OFFENSE

WR 25 Earl McCulloch
 LT 73 Roger Shoals
 LG 63 Chuck Walton
 C 54 Ed Flanagan
 RG 68 Frank Gallagher
 TE 76 Rockne Freitas
 RT 88 Charlie Sanders
 WR 49 Larry Walton
 QB 19 Bill Munson (7)
 11 Greg Landry (7)
 RB 38 Wallace Triplett
 RB 40 Nick Eddy (7)
 24 Mel Farr (5)

DEFENSE

LE 84 Joe Robb
 LT 71 Alex Karras
 RT 82 Jerry Rush
 RE 74 Larry Hand
 LLB 50 Paul Naumoff
 MLB 53 Mike Lucci
 RLB 55 Wayne Walker
 LCB 20 Lem Barney
 RCB 44 Dick LeBeau
 LS 28 Mike Weger
 RS 48 Tom Vaughn

TEAM STATISTICS

	Detroit	(Avg.)	Opps	(Avg.)
TOTAL YARDS	3355	239.6	3084	220.3
RUSHING YARDS	1755	125.4	1223	87.4
PASSING YARDS	1600	114.3	1861	132.9
POINTS SCORED	259	18.5	188	13.4

1969 RESULTS (9-4-1) 2nd

Joe Schmidt, Coach

Date	Opponent	Crowd	W-L-T	Score
9-21	Pittsburgh	51,360	L	13-16
9-28	New York	54,358*	W	24-0
10-5	Cleveland	82,833	W	28-21
10-12	Green Bay	58,384*	L	17-28
10-19	Chicago	54,732*	W	13-7
10-26	Minnesota	47,900	L	10-24
11-2	San Francisco	35,100	W	26-14
11-9	Atlanta	53,242*	W	27-21
11-16	St. Louis	51,749*	W	20-0
11-23	Green Bay	50,861	W	16-10
11-27	Minnesota	57,906*	L	0-27
12-7	Baltimore	60,238	T	17-17
12-14	Los Angeles	53,256*	W	28-0
12-21	Chicago	41,879	W	20-8

LION LEADERS

RUSHING Wallace Triplett - 111 att. - 377 yards - 3 TD; **PASSING** Bill Munson - 166 att - 84 comp - 1062 yds - 7 TD - 8 int; **RECEIVING** Charlie Sanders - 42 rec. - 656 yards - 3 TD; **SCORING** Errol Mann - 101 points - 25 FG's, 26 PAT's; **PUNT** RET Lem Barney - 9 ret. - 191 yards - 21.2 avg. - 1 TD; **KO RET** Bobby Williams - 17 ret. - 563 yards - 33.1 avg. - 1 TD; **PUNTING** Lem Barney - 66 punts - 2249 yards - 34.1 avg.; **INTS** Lem Barney - 8 int. - 126 yards - 0 TD

HONOR ROLL

MVP Charlie Sanders (Offense), Mike Lucci (Defense)
PRO-BOWL Lem Barney (DB), Charlie Sanders (TE)

1969 NFL STANDINGS

WESTERN CONFERENCE

Central Division

	W	L	T	Pct.
Minnesota	12	2	0	.857
DETROIT	9	4	1	.692
Green Bay	8	6	0	.571
Chicago	1	13	0	.071

Coastal Division

	W	L	T	Pct.
Los Angeles	11	3	0	.765
Baltimore	8	5	1	.615
Atlanta	6	8	0	.429
San Francisco	4	8	2	.333

EASTERN CONFERENCE

Capital Division

	W	L	T	Pct.
Dallas	11	2	1	.846
Washington	7	5	2	.563
New Orleans	5	9	0	.357
Philadelphia	4	9	1	.306

Century Division

	W	L	T	Pct.
Cleveland	10	3	1	.769
New York	6	8	0	.429
St. Louis	4	9	1	.308
Pittsburgh	1	13	0	.071

Minnesota defeated Los Angeles, 23-20, for Western title. Cleveland defeated Dallas, 36-14, for Eastern title. Minnesota defeated Cleveland, 27-7, for NFL championship. Kansas City (AFL) defeated Minnesota, 23-7, in Super Bowl IV.

IN 1969: Apollo II astronauts Neil Armstrong, Edwin Aldrin and Michael Collins make man's first moon-landing.

1970

USUAL STARTING LINE UP

OFFENSE		DEFENSE	
WR 25	Earl McCulloch (8)	LE 83	Jim Mitchell (8)
85	Chuck Hughes (6)	84	Joe Robb (6)
LT 73	Roger Shoals	LT 71	Alex Karras
LG 63	Chuck Walton	RT 82	Jerry Rush
C 54	Ed Flanagan	RE 74	Larry Hand
RG 68	Frank Gallagher	LLB 50	Paul Naumoff
RT 76	Rockne Freitas	MLB 53	Mike Lucci
TE 88	Charlie Sanders	RLB 55	Wayne Walker
WR 49	Larry Walton	LCB 20	Lem Barney
QB 19	Bill Munson	RCB 44	Dick LeBeau
RB 42	Altie Taylor	LS 28	Mike Weger
RB 24	Mel Farr	RS 47	W. Rasmussen (8)
		48	Tom Vaughn (7)

TEAM STATISTICS

	Detroit	(Avg.)	Opps	(Avg.)
TOTAL YARDS	3984	284.6	3448	246.3
RUSHING YARDS	2127	151.9	1152	82.3
PASSING YARDS	1857	132.6	2296	164
POINTS SCORED	347	24.8	202	14.4

LION LEADERS

RUSHING Mel Farr - 166 att. - 717 yards - 9 TD; PASSING Bill Munson - 158 att. - 84 comp. - 1049 yards - 7 int. - 10 TD; RECEIVING Charlie Sanders - 40 rec. - 544 yards - 6 TD; SCORING Errol Mann - 101 points (20 FG's, 41 PAT's); PUNT RET Lem Barney - 25 ret. - 259 yards - 10.4 avg. - 1 TD; KO RET Bobby Williams - 25 ret. - 544 yards - 21.7 avg. - 1 TD; PUNTING Herman Weaver - 62 punts - 2483 yards - 40.0 avg.; INTS Dick LeBeau - 9 int. - 96 yards - 0 TD

HONOR ROLL

MVP Charlie Sanders (Offense), Mike Lucci (Defense)
PRO-BOWL Lem Barney (DB), Ed Flanagan (C), Charlie Sanders (TE)

1970 NFL STANDINGS

NATIONAL CONFERENCE

Central Division

	W	L	T	Pct.
Minnesota	12	2	0	.657
DETROIT	10	4	0	.714
Chicago	6	8	0	.429
Green Bay	6	8	0	.429

Eastern Division

	W	L	T	Pct.
Dallas	10	4	0	.714
New York Giants	9	5	0	.643
St. Louis	8	5	1	.615
Washington	6	8	0	.429
Philadelphia	3	10	1	.231

Western Division

	W	L	T	Pct.
San Francisco	10	3	1	.769
Los Angeles	9	4	1	.692
Atlanta	4	8	2	.333
New Orleans	2	11	1	.154

AMERICAN CONFERENCE

Central Division

	W	L	T	Pct.
Cincinnati	8	6	0	.571
Cleveland	7	7	0	.500
Pittsburgh	5	9	0	.357
Houston	3	10	1	.231

Eastern Division

	W	L	T	Pct.
Baltimore	11	2	1	.846
Miami	10	4	0	.714
New York Jets	4	10	0	.286
Buffalo	3	10	1	.231
Boston	2	12	0	.143

Western Division

	W	L	T	Pct.
Oakland	8	4	2	.667
Kansas City	7	5	2	.583
San Diego	5	6	3	.455
Denver	5	8	1	.357

Dallas defeated DETROIT, 5-0, and San Francisco defeated Minnesota, 17-14, in NFC playoffs. Dallas defeated San Francisco, 17-10 for NFC title. Baltimore defeated Cincinnati, 17-0, and Oakland defeated Miami, 21-14, in AFC playoffs. Baltimore defeated Oakland, 27-17, for AFC title. Baltimore defeated Dallas, 16-13, for NFL title in Super Bowl V.

IN 1970: Four Kent State University students are slain by National Guardsmen at demonstration protesting incursion into Cambodia.

1970 RESULTS (10-4-0) 2nd

Joe Schmidt, Coach

Date	Opponent	Crowd	W-L-T	Score
9-20	Green Bay	56,263	W	40-0
9-27	Cincinnati	58,202*	W	38-3
10-5	Chicago	58,210*	W	28-14
10-11	Washington	50,414	L	10-31
10-18	Cleveland	83,577	W	41-24
10-25	Chicago	45,632	W	16-10
11-1	Minnesota	58,210*	L	17-30
11-8	New Orleans	66,910	L	17-19
11-15	Minnesota	47,900	L	20-24
11-22	San Francisco	56,232*	W	28-7
11-26	Oakland	56,597*	W	28-14
12-6	St. Louis	56,362*	W	16-3
12-14	Los Angeles	79,441	W	28-23
12-20	Green Bay	57,387*	W	20-0

NFC Playoff

12-26	Dallas	73,167	L	0-5
-------	--------	--------	---	-----

1971

USUAL STARTING LINE UP

OFFENSE

WR 25	Earl McCullouch
LT 75	Jim Yarbrough
LG 63	Chuck Walton
C 54	Ed Flanagan
RG 66	Bob Kowalkowski
RT 76	Rockne Freitas
TE 88	Charlie Sanders
WR 49	Larry Walton
QB 11	Greg Landry
RB 42	Altie Taylor
RB 36	Steve Owens

DEFENSE

LE 83	Jim Mitchell
LT 77	Dick Eve
RT 82	Jerry Rush
RE 74	Larry Hand
LLB 50	Paul Naumoff
MLB 53	Mike Lucci
RLB 55	Wayne Walker
LCB 20	Lem Barney
RCB 44	Dick LeBeau
LS 28	Mike Weger
RS 48	Tom Vaughn

TEAM STATISTICS

	Detroit	(Avg.)	Opps	(Avg.)
TOTAL YARDS	4577	326.9	3859	275.6
RUSHING YARDS	2376	169.7	1842	131.6
PASSING YARDS	2201	157.2	2017	144.1
POINTS SCORED	341	24.4	286	20.4

1971 RESULTS (7-6-1) 2nd

Joe Schmidt, Coach

Date	Opponent	Crowd	W-L-T	Score
9-20	Minnesota	54,418*	L	13-16
9-26	New England	61,057	W	34-7
10-3	Atlanta	54,418*	W	41-38
10-10	Green Bay	54,418*	W	31-28
10-17	Houston	45,885	W	31-7
10-24	Chicago	54,418*	L	23-28
11-1	Green Bay (M)	47,961	T	14-14
11-7	Denver	51,200	W	24-20
11-14	Los Angeles	54,418*	L	13-21
11-21	Chicago	55,049	W	28-3
11-25	Kansas City	54,418*	W	32-21
12-5	Philadelphia	54,418*	L	20-23
12-11	Minnesota	49,784	L	10-29
12-19	San Francisco	45,580	L	27-31

LION LEADERS

RUSHING Steve Owens - 246 att. - 1035 yards - 8 TD; **PASSING** Greg Landry - 261 att - 136 comp - 2237 yds. - 16 TD - 13 int; **RECEIVING** Steve Owens - 32 rec. - 350 yards - 2 TD; **SCORING** Errol Mann - 103 points (22 FG's, 37 PAT's); **PUNT RET** Lem Barney - 14 ret. - 122 yards - 8.7 avg. - 0 TD; **KO RET** Ron Jessie - 16 ret. -470 yards -29.4 avg. - 2 TD; **PUNTING** Herman Weaver - 42 punts - 1752 yards - 41.7 avg.; **INTS** Dick LeBeau - 6 int. - 76 yards - 0 TD

HONOR ROLL

MVP Steve Owens (Offense), Mike Lucci (Defense)
PRO-BOWL Mel Farr (RB), Ed Flanagan (C), Paul Naumoff (LB), Charlie Sanders (TE)

1971 NFL STANDINGS

NATIONAL CONFERENCE

Central Division

	W	L	T	Pct.
Minnesota	11	3	0	.766
DETROIT	7	6	1	.583
Chicago	6	8	0	.429
Green Bay	4	6	2	.333

Eastern Division

	W	L	T	Pct.
Dallas	11	3	0	.766
Washington	9	4	1	.692
Philadelphia	6	7	1	.462
St. Louis	4	9	1	.306
New York Giants	4	10	0	.286

Western Division

	W	L	T	Pct.
San Francisco	9	5	0	.643
Los Angeles	8	5	1	.615
Atlanta	7	6	1	.536
New Orleans	4	8	2	.333

AMERICAN CONFERENCE

Central Division

	W	L	T	Pct.
Cleveland	9	5	0	.643
Pittsburgh	6	8	0	.429
Houston	4	9	1	.308
Cincinnati	4	10	0	.286

Eastern Division

	W	L	T	Pct.
Miami	10	3	1	.769
Baltimore	10	4	0	.714
New England	6	8	0	.429
New York Jets	6	8	0	.429
Buffalo	1	13	0	.071

Western Division

	W	L	T	Pct.
Kansas City	10	3	1	.769
Oakland	6	4	2	.667
San Diego	6	8	0	.429
Denver	4	9	1	.306

Dallas defeated Minnesota, 20-12, and San Francisco defeated Washington, 24-20, in NFC playoffs. Dallas defeated San Francisco, 14-3, for NFC title. Miami defeated Kansas City, 27-24, and Baltimore defeated Cleveland, 20-3, in AFC playoffs. Miami defeat-ed Baltimore, 21-0, for AFC title. Dallas defeated Miami, 24-3, for NFL title in Super Bowl VI.

IN 1971: The 26th Amendment to the U.S. Constitution lowers voting age to 18.

USUAL STARTING LINE UP

OFFENSE

WR 89 Ron Jessie
 LT 75 Jim Yarbrough
 LG 63 Chuck Walton
 C 54 Ed Flanagan
 RG 66 Bob Kowalkowski
 RT 76 Rockne Freitas
 TE 88 Charlie Sanders
 WR 49 Larry Walton
 QB 11 Greg Landry
 RB 36 Steve Owens
 RB 42 Altie Taylor

DEFENSE

LE 83 Jim Mitchell
 LT 70 Larry Woods
 RT 73 Bob Bell
 RE 74 Larry Hand
 LLB 50 Paul Naumoff
 MLB 53 Mike Lucci
 RLB 55 Wayne Walker
 LCB 20 Lem Barney
 RCB 46 Rudy Redmond
 LS 28 Mike Weger
 RS 44 Dick LeBeau

TEAM STATISTICS

	Detroit	(Avg.)	Opps	(Avg.)
TOTAL YARDS	4155	296.8	4208	300.6
RUSHING YARDS	2021	144.4	2204	157.4
PASSING YARDS	2134	152.4	2004	143.1
POINTS SCORED	339	24.2	290	20.7

1972 RESULTS (8-5-1) 2nd

Joe Schmidt, Coach

Date	Opponent	Crowd	W-L-T	Score
9-17	NY Giants	54,418*	W	30-16
9-24	Minnesota	54,418*	L	10-34
10-1	Chicago	55,701	W	38-24
10-8	Atlanta	58,850	W	26-23
10-16	Green Bay	54,418*	L	23-24
10-22	San Diego	54,371*	W	34-20
10-30	Dallas	65,378	L	24-28
11-5	Chicago	54,418*	W	14-0
11-12	Minnesota	49,784	L	14-16
11-19	New Orleans	53,752*	W	27-14
11-23	NY Jets	54,418*	W	37-20
12-3	Green Bay	55,263	L	7-33
12-10	Buffalo	41,583	T	21-21
12-17	Los Angeles	71,761	W	34-17

LION LEADERS

RUSHING Altie Taylor - 154 att. - 658 yards - 4 TD; PASSING Greg Landry - 268 att. - 134 comp. - 2066 yds. - 18 TD - 17 int.; RECEIVING Altie Taylor - 29 rec. - 250 yards - 2 TD; SCORING Errol Mann - 98 points (20 FG's, 38 PAT's); PUNT RET Lem Barney - 15 ret. - 108 yards - 7.2 avg. - 0 TD; KO RET Ron Jessie - 23 ret. - 558 yards - 24.3 avg. - 0 TD; PUNTING Herman Weaver - 43 punts - 1734 yards - 40.3 avg.; INTS Lem Barney - 3 int. - 88 yards - 0 TD

HONOR ROLL

MVP Rockne Freitas (Offense), Larry Hand (Defense)
 PRO-BOWL Ed Flanagan (C), Greg Landry (QB), Mike Lucci (LB), Steve Owens (RB), Charlie Sanders (TE)

1972 NFL STANDINGS

NATIONAL CONFERENCE

Central Division

	W	L	T	Pct.
Green Bay	10	4	0	.714
DETROIT	8	5	1	.607
Minnesota	7	7	0	.500
Chicago	4	9	1	.321

Eastern Division

	W	L	T	Pct.
Washington	11	3	0	.766
Dallas	10	4	0	.714
New York Giants	8	6	0	.571
St. Louis	4	9	1	.321
Philadelphia	2	11	1	.179

Western Division

	W	L	T	Pct.
San Francisco	8	5	1	.607
Atlanta	8	7	0	.500
Los Angeles	6	7	1	.464
New Orleans	2	11	1	.179

AMERICAN CONFERENCE

Central Division

	W	L	T	Pct.
Pittsburgh	11	3	0	.786
Cleveland	10	4	0	.714
Cincinnati	8	6	0	.571
Houston	1	13	0	.071

Eastern Division

	W	L	T	Pct.
Miami	14	0	0	1.000
New York Jets	7	7	0	.500
Baltimore	5	9	0	.357
Buffalo	4	9	1	.321
New England	3	11	0	.214

Western Division

	W	L	T	Pct.
Oakland	10	3	1	.750
Kansas City	8	6	0	.571
Denver	5	9	0	.357
San Diego	4	9	1	.321

Dallas defeated San Francisco, 30-26, and Washington defeated Green Bay, 16-3, in NFC playoffs. Washington defeated Dallas, 26-3, for NFC title. Miami defeated Cleveland, 20-14, and Pittsburgh defeated Oakland 13-7, in AFC playoffs. Miami defeated Pittsburgh, 21-17, for AFC title. Miami defeated Washington, 14-7, for NFL title in Super Bowl VII.

IN 1972: Five men are apprehended by police in attempt to bug Democratic National Committee headquarters in Washington D.C.'s Watergate complex.

1973

USUAL STARTING LINE UP

OFFENSE		DEFENSE	
WR 89	Ron Jessie	LE 82	Ken Sanders
LT 75	Jim Yarbrough	LT 80	Herb Orvis
LG 60	Guy Dennis	RT 73	Bob Bell
C 54	Ed Flanagan	RE 74	Larry Hand
RG 66	Bob Kowalkowski	LLB 50	Paul Naumoff
RT 76	Rockne Freitas	MLB 53	Mike Lucci
TE 88	Charlie Sanders	RLB 59	Charlie Weaver
WR 49	Larry Walton	LCB 20	Lem Barney
QB 19	Bill Munson (7)	RCB 23	Levi Johnson
11	Greg Landry (7)	LS 28	Mike Weger
RB 42	Altie Taylor	RS 26	Dick Jauron
RB 36	Steve Owens		

TEAM STATISTICS

	Detroit	(Avg.)	Opps	(Avg.)
TOTAL YARDS	4046	289.0	3905	278.9
RUSHING YARDS	2133	152.4	2117	151.2
PASSING YARDS	1913	136.6	1788	127.7
POINTS SCORED	271	19.4	247	17.6

1973 RESULTS (6-7-1) 2nd
Don McCafferty, Coach

Date	Opponent	Crowd	W-L-T	Score
9-16	Pittsburgh	48,913	L	10-24
9-23	Green Bay	56,267	T	13-13
10-1	Atlanta	54,418*	W	31-6
10-7	Minnesota	54,418*	L	9-23
10-14	New Orleans	57,810	L	13-20
10-21	Baltimore	53,688*	L	27-29
10-28	Green Bay	53,859*	W	34-0
11-4	San Francisco	54,348*	W	30-20
11-11	Minnesota	48,503	L	7-28
11-18	Chicago	55,701	W	30-7
11-22	Washington	54,418*	L	0-20
12-2	St. Louis	47,712	W	20-16
12-9	Chicago	52,641*	W	40-7
12-15	Miami	80,047	L	7-34

LION LEADERS

RUSHING Altie Taylor - 176 att. - 719 yards - 5 TD; **PASSING** Bill Munson - 187 att. - 95 comp. - 1129 yds. - 9 TD - 8 int.; **RECEIVING** Charlie Sanders - 28 rec. - 433 yards - 2 TD; **SCORING** Errol Mann - 53 points (13 FG's, 14 PAT's); **PUNT** RET Lem Barney - 27 ret. - 231 yards - 8.6 avg. - 0 TD; **KO RET** Dick Jauron - 17 ret. - 405 yards - 23.8 avg. - 0 TD; **PUNTING** Herman Weaver - 54 punts - 2333 yards - 43.2 avg.; **INTS** Levi Johnson - 5 int. - 82 yards; **TACKLES** Charlie Weaver - 55 total; **QB SACKS** Larry Hand - 11.0 - sacks

HONOR ROLL

MVP Altie Taylor (Offense), Herb Orvis (Defense)
PRO-BOWL Lem Barney (DB), Rocky Freitas (T)

1973 NFL STANDINGS

NATIONAL CONFERENCE

Central Division

	W	L	T	Pct.
Minnesota	12	2	0	.857
DETROIT	6	7	1	.464
Green Bay	5	7	2	.429
Chicago	3	11	0	.214

Eastern Division

	W	L	T	Pct.
Dallas	10	4	0	.714
Washington	10	4	0	.714
Philadelphia	5	8	1	.393
St. Louis	4	9	1	.321
New York Giants	2	11	1	.179

Western Division

	W	L	T	Pct.
Los Angeles	12	2	0	.857
Atlanta	9	5	0	.643
New Orleans	5	9	0	.357
San Francisco	5	9	0	.357

AMERICAN CONFERENCE

Central Division

	W	L	T	Pct.
Cincinnati	10	4	0	.714
Pittsburgh	10	4	0	.714
Cleveland	7	5	2	.571
Houston	1	13	0	.071

Eastern Division

	W	L	T	Pct.
Miami	12	2	0	.857
Buffalo	9	5	0	.643
New England	5	9	0	.357
Baltimore	4	10	0	.286
New York Jets	4	10	0	.286

Western Division

	W	L	T	Pct.
Oakland	9	4	1	.679
Denver	7	5	2	.571
Kansas City	7	5	2	.571
San Diego	2	11	1	.179

Minnesota defeated Washington, 27-20, and Dallas defeated Los Angeles, 27-16, in NFC playoffs. Minnesota defeated Dallas, 27-10, for NFC title. Miami defeated Cincinnati, 34-16, and Oakland defeated Pittsburgh, 33-14, in AFC playoffs. Miami defeated Oakland, 27-10, for AFC title. Miami defeated Minnesota, 24-7, for NFL title in Super Bowl VIII.

IN 1973: Secretariat becomes the first horse in 25 years to capture the Triple Crown.

1974

USUAL STARTING LINE UP

OFFENSE

WR 89	Ron Jessie
LT 75	Jim Yarbrough
LG 63	Chuck Walton
C 45	Ed Flanagan
RG 66	Bob Kowalkowski
RT 76	Rockne Freitas
TE 88	Charlie Sanders
WR 49	Larry Walton
QB 19	Bill Munson
RB 36	Steve Owens
RB 30	Jim Hooks

DEFENSE

LE 82	Ken Sanders
LT 80	Herb Orvis
RT 83	Jim Mitchell
RE 74	Larry Hand
LLB 50	Paul Naumoff
MLB 52	Jim Laslavic
RLB 59	Charlie Weaver
LCB 20	Lem Barney
RCB 23	Levi Johnson
LS 40	Charlie West
RS 26	Dick Jauron

TEAM STATISTICS

	Detroit	(Avg.)	Opps	(Avg.)
TOTAL YARDS	3653	260.9	4338	309.9
RUSHING YARDS	1433	102.4	2102	150.1
PASSING YARDS	2220	158.6	2236	159.7
POINTS SCORED	256	18.3	270	19.3

1974 RESULTS (7-7-0) 2nd

Rick Forzano, Coach

Date	Opponent	Crowd	W-L-T	Score
9-15	Chicago	55,202	L	9-17
9-22	Minnesota	49,703*	L	6-7
9-29	Green Bay (M)	47,292	L	19-21
10-6	Los Angeles	64,987	L	13-16
10-14	San Francisco	49,756*	W	17-13
10-20	Minnesota	48,501	W	20-16
10-27	Green Bay	54,418*	W	19-17
11-3	New Orleans	49,127*	W	19-14
11-10	Oakland	54,020	L	13-35
11-17	NY Giants	45,859*	W	20-19
11-24	Chicago	47,376*	W	34-17
11-28	Denver	53,314*	L	27-31
12-8	Cincinnati	59,575	W	23-19
12-15	Philadelphia	66,052	L	17-28

LION LEADERS

RUSHING Altie Taylor - 150 att. - 532 yards - 5 TD; **PASSING** Bill Munson - 292 att. - 166 comp. - 1874 yds. - 8 TD - 7 int.; **RECEIVING** Ron Jessie - 54 rec. - 761 yards - 3 TD; **SCORING** Errol Mann - 92 points (23 FG's, 23 PAT's); **PUNT** RET Dick Jauron - 17 ret. - 286 yards - 16.8 avg. - 0 TD; **KO RET** Jimmie Jones - 38 ret. - 927 yards - 24.4 avg. - 0 TD; **PUNTING** Herman Weaver - 72 punts - 2772 yards - 38.5 avg.; **INTS** Levi Johnson - 5 int. - 139 yards - 2 TD; **TACKLES** Jim Laslavic - 120 total; **QB SACKS** Ken Sanders - 6.5 sacks

HONOR ROLL

MVP Bill Munson (Offense), Levi Johnson (Defense)
PRO-BOWL Lem Barney (DB), Ed Flanagan (C)

1974 NFL STANDINGS

NATIONAL CONFERENCE

Central Division

	W	L	T	Pct.
Minnesota	10	4	0	.714
DETROIT	7	7	0	.500
Green Bay	6	8	0	.429
Chicago	4	10	0	.286

Eastern Division

	W	L	T	Pct.
St. Louis	10	4	0	.714
Washington	10	4	0	.714
Dallas	8	6	0	.571
Philadelphia	7	7	0	.500
New York Giants	2	12	0	.143

Western Division

	W	L	T	Pct.
Los Angeles	10	4	0	.714
San Francisco	6	8	0	.429
New Orleans	5	9	0	.357
Atlanta	3	11	0	.214

AMERICAN CONFERENCE

Central Division

	W	L	T	Pct.
Pittsburgh	10	3	1	.750
Cincinnati	7	7	0	.500
Houston	7	7	0	.500
Cleveland	4	10	0	.286

Eastern Division

	W	L	T	Pct.
Miami	11	3	0	.766
Buffalo	9	5	0	.643
New England	7	7	0	.500
New York Jets	7	7	0	.500
Baltimore	2	12	0	.143

Western Division

	W	L	T	Pct.
Oakland	12	2	0	.857
Denver	7	6	1	.536
Kansas City	5	9	0	.357
San Diego	5	9	0	.357

Minnesota defeated St. Louis, 30-14, and Los Angeles defeated Washington, 19-10, in NFC playoffs. Minnesota defeated Los Angeles, 14-10, for NFC title. Pittsburgh defeated Buffalo, 32-14, and Oakland defeated Miami, 28-26, in AFC playoffs. Pittsburgh defeated Oakland, 24-13, for AFC title. Pittsburgh defeated Minnesota, 16-6, for NFL title in Super Bowl IX.

IN 1974: Richard M. Nixon becomes the first U.S. President to resign from office.

1975

USUAL STARTING LINE UP

OFFENSE

WR	45	Ray Jarvis
LT	75	Jim Yarbrough
LG	62	Lynn Boden
C	63	Jon Morris
RG	66	Bob Kowalkowski
RT	76	Rockne Freitas
TE	88	Charlie Sanders
WR	43	Marlin Briscoe
QB	14	Joe Reed
RB	24	Dexter Bussey
RB	42	Altie Taylor

DEFENSE

LE	82	Ken Sanders
LT	80	Herb Orvis
RT	74	Larry Hand
RE	70	Billy Howard
LLB	50	Paul Naumoff
MLB	52	Jim Laslavic
RLB	59	Charlie Weaver
LCB	20	Lem Barney
RCB	23	Levi Johnson
LS	40	Charlie West
RS	26	Dick Jauron

TEAM STATISTICS

	Detroit	(Avg.)	Opps	(Avg.)
TOTAL YARDS	4064	290.3	4000	285.7
RUSHING YARDS	2147	153.4	1929	137.8
PASSING YARDS	1917	136.9	2071	147.9
POINTS SCORED	245	17.5	262	18.7

1975 RESULTS (7-7-0) 2nd

Rick Forzano, Coach

Date	Opponent	Crowd	W-L-T	Score
9-21	Green Bay (M)	50,781	W	30-16
9-26	Atlanta	45,218	W	17-14
# 10-6	Dallas	79,784*	L	10-36
10-12	Chicago	74,032*	W	27-7
10-19	Minnesota	47,872	L	19-25
10-26	Houston	46,904	L	8-24
11-2	San Francisco	43,209	W	28-17
11-9	Cleveland	75,283*	W	21-10
11-16	Green Bay	76,946*	W	13-10
11-23	Kansas City	55,161	LI	21-24
# 11-27	Los Angeles	69,552*	L	0-20
12-7	Chicago	37,772	L	21-25
# 12-14	Minnesota	73,130*	W	17-10
12-21	St. Louis	84,656*	L	13-24

LION LEADERS

RUSHING Dexter Bussey - 157 att. - 696 yards - 2 TD ; **PASSING** Joe Reed - 191 att. - 86 comp. - 1181 yds. - 9 TD - 10 int. ; **RECEIVING** Charlie Sanders - 37 rec. - 486 yards - 3 TD ; **SCORING** Errol Mann - 67 points (14 FG's, 29 PAT's) ; **PUNT RET** Charlie West - 22 ret. - 219 yards - 10.0 avg. - 0 TD ; **KO RET** Bobby Thompson - 22 ret. - 565 yards - 25.7 avg. - 0 TD ; **PUNTING** Herman Weaver - 80 punts - 42.0 avg. INTS Lem Barney - 5 int. - 23 yards - 0 TD ; **TACKLES** Paul Naumoff - 143 total ; **QB SACKS** Larry Hand - 7.0 sacks

HONOR ROLL

MVP Dexter Bussey (Offense), Paul Naumoff (Defense)
PRO-BOWL Dick Jauron (DB), Charlie Sanders (TE)

1975 NFL STANDINGS

NATIONAL CONFERENCE

Central Division

	W	L	T	Pct.
Minnesota	12	2	0	.857
DETROIT	7	7	0	.500
Chicago	4	10	0	.286
Green Bay	4	10	0	.286

Eastern Division

	W	L	T	Pct.
St. Louis	11	3	0	.766
Dallas	10	4	0	.714
Washington	8	6	0	.571
New York Giants	5	9	0	.357
Philadelphia	4	10	0	.286

Western Division

	W	L	T	Pct.
Los Angeles	12	2	0	.857
San Francisco	5	9	0	.357
Atlanta	4	10	0	.286
New Orleans	2	12	0	.143

AMERICAN CONFERENCE

Central Division

	W	L	T	Pct.
Pittsburgh	12	2	0	.857
Cincinnati	11	3	0	.786
Houston	10	4	0	.714
Cleveland	3	11	0	.214

Eastern Division

	W	L	T	Pct.
Baltimore	10	4	0	.714
Miami	10	4	0	.714
Buffalo	8	6	0	.571
New England	3	11	0	.214
New York Jets	3	11	0	.214

Western Division

	W	L	T	Pct.
Oakland	11	3	0	.786
Denver	6	8	0	.429
Kansas City	5	9	0	.357
San Diego	2	12	0	.143

Dallas defeated Minnesota, 17-14, and Los Angeles defeated St. Louis, 35-23, in NFC playoffs. Dallas defeated Los Angeles, 37-7, for NFC title. Pittsburgh defeated Baltimore 28-10, and Oakland defeated Cincinnati, 31-28, in AFC playoffs. Pittsburgh defeated Oakland, 16-10, for AFC title. Pittsburgh defeated Dallas, 21-17, for NFL title in Super Bowl X.

IN 1975: "One Flew Over the Cuckoo's Nest" sweeps the Oscars for Best Picture, Director (Milos Forman), Actor (Jack Nicholson) and Actress (Louise Fletcher).

1976

USUAL STARTING LINE UP

OFFENSE

WR	45	Ray Jarvis
LT	71	Craig Hertwig
LG	62	Lynn Boden
C	63	Jon Morris
RG	66	Bob Kowalkowski
RT	76	Rockne Freitas
TE	88	Charlie Sanders
WR	49	Larry Walton
QB	11	Greg Landry
RB	24	Dexter Bussey
RB	25	Horace King

DEFENSE

LE	82	Ken Sanders
LT	83	Jim Mitchell
RT	74	Larry Hand
RE	70	Billy Howard
LLB	50	Paul Naumoff
MLB	52	Jim Laslavic
RLB	59	Charlie Weaver
LCB	20	Lem Barney
RCB	23	Levi Johnson
LS	40	Charlie West
RS	28	James Hunter

TEAM STATISTICS

	Detroit	(Avg.)	Opps	(Avg.)
TOTAL YARDS	4353	272.1	3587	224.2
RUSHING YARDS	2213	138.3	1901	118.8
PASSING YARDS	2140	133.8	1686	105.4
POINTS SCORED	262	16.4	220	13.8

1976 RESULTS (6-8-0) 3rd

Rick Forzano, Coach

Date	Opponent	Crowd	W-L-T	Score
9-12	Chicago	54,125	L	3-10
9-19	Atlanta	50,840*	W	24-10
# 9-26	Minnesota	77,292*	L	9-10
10-3	Green Bay	55,041	L	14-24

Tommy Hudspeth, Coach

Date	Opponent	Crowd	W-L-T	Score
10-10	New England	60,174*	W	30-10
10-17	Washington	45,906	L	7-20
10-24	Seattle	61,280	W	41-14
10-31	Green Bay	74,992*	W	27-0
11-7	Minnesota	46,735	L	23-31
11-14	New Orleans	42,048	L	16-17
# 11-21	Chicago	78,042*	W	14-10
11-25	Buffalo	66,875*	W	27-14
12-5	NY Giants	66,068	L	10-24
12-11	Los Angeles	73,470*	L	17-20

LION LEADERS

RUSHING Dexter Bussey - 196 att. - 858 yards - 3 TD; **PASSING** Greg Landry - 291 att. - 169 comp. - 2191 yards - 17 TD - 8 int.; **RECEIVING** Ray Jarvis - 39 rec. - 822 yards - 5 TD; **SCORING** Bennie Ricardo - 49 points (10 FG's, 19 PAT's); **PUNT RET** Lem Barney - 23 ret. - 191 yards - 8.3 avg. - 0 TD; **KO RET** Bobby Thompson - 22 ret. - 431 yards - 19.6 avg. - 0 TD; **PUNTING** Herman Weaver - 83 punts - 3280 yards - 39.5 avg.; **INTS** James Hunter - 7 int. - 120 yards - 17.1 avg.; **TACKLES** Charlie Weaver - 114 total; **QB SACKS** Charlie Weaver - 7 sacks

HONOR ROLL

MVP Ray Jarvis (Offense), Charlie Weaver (Defense)
PRO-BOWL Lem Barney (DB), Charlie Sanders (TE)

1976 NFL STANDINGS

NATIONAL CONFERENCE

Central Division

	W	L	T	Pct.
Minnesota	11	2	1	.821
Chicago	7	7	0	.500
DETROIT	6	8	0	.429
Green Bay	5	9	0	.266

Eastern Division

	W	L	T	Pct.
Dallas	11	3	0	.766
Washington	10	4	0	.714
St. Louis	10	4	0	.714
Philadelphia	4	10	0	.286
New York Giants	3	11	0	.214

Western Division

	W	L	T	Pct.
Los Angeles	10	3	1	.750
San Francisco	8	6	0	.571
Atlanta	4	10	0	.286
New Orleans	4	10	0	.286
Seattle	2	12	0	.143

AMERICAN CONFERENCE

Central Division

	W	L	T	Pct.
Pittsburgh	10	4	0	.714
Cincinnati	10	4	0	.714
Cleveland	9	5	0	.643
Houston	5	9	0	.357

Eastern Division

	W	L	T	Pct.
Baltimore	11	3	0	.766
New England	11	3	0	.766
Miami	6	8	0	.429
New York Jets	3	11	0	.214
Buffalo	2	12	0	.143

Western Division

	W	L	T	Pct.
Oakland	13	1	0	.929
Denver	9	5	0	.643
San Diego	6	8	0	.429
Kansas City	5	9	0	.357
Tampa Bay	0	14	0	.000

Minnesota defeated Washington, 35-20, and Los Angeles defeated Dallas, 14-12, in NFC playoffs. Minnesota defeated Los Angeles, 24-13, for NFC title. Oakland defeated New England, 24-21, and Pittsburgh defeated Baltimore, 40-14, in AFC playoffs. Oakland defeated Pittsburgh, 24-7, for AFC title. Oakland defeated Minnesota, 32-14, for NFL title in Super Bowl XI.

IN 1976: United States celebrates Bicentennial.

1977

USUAL STARTING LINE UP

OFFENSE

WR	86	J.D. Hill
LT	75	Jim Yarbrough
LG	73	Russ Bolinger
C	63	Jon Morris
RG	62	Lynn Boden
RT	71	Craig Hetwig
TE	81	David Hill
WR	45	Ray Jarvis
QB	11	Greg Landry
RB	25	Horace King
RB	32	Rick Kane

DEFENSE

LE	82	Ken Sanders
LT	80	Herb Orvis
RT	78	Doug English
RE	83	Jim Mitchell
LLB	50	Paul Naumoff
MLB	55	Ed O'Neil
RLB	59	Charlie Weaver
LCB	28	James Hunter
RCB	20	Lem Barney
FS	26	Dick Jauron
SS	40	Charlie West

TEAM STATISTICS

	Detroit	(Avg.)	Opps	(Avg.)
TOTAL YARDS	3224	201.5	3772	235.8
RUSHING YARDS	1706	106.6	1905	119.1
PASSING YARDS	1959	122.4	2123	132.7
POINTS SCORED	183	11.4	252	15.8

1977 RESULTS (6-8-0) 3rd

Tommy Hudspeth, Coach

Date	Opponent	Crowd	W-L-T	Score
9-18	Chicago	51,530	L	20-30
9-25	New Orleans	51,458*	W	23-19
10-2	Philadelphia	\$7,236*	W	17-13
10-9	Minnesota	45,860	L	7-14
# 10-16	Green Bay	78,452*	W	10-6
10-23	San Francisco	39,392	L	7-28
10-30	Dallas	63,160	L	0-37
11-6	San Diego	72,559*	W	20-0
11-13	Atlanta	47,461	L	6-17
11-20	Tampa Bay	49,751*	W	16-1
11-24	Chicago	71,373*	L	14-31
12-4	Green Bay	56,367	L	9-10
12-11	Baltimore	45,124	W	13-10
# 12-17	Minnesota	78,452*	L	21-30

LION LEADERS

RUSHING Horace King - 155 att. - 521 yards - 1 TD; **PASSING** Greg Landry - 240 att. - 135 comp. - 6 TD - 7 int.; **RECEIVING** Horace King - 40 rec. - 238 yards - 0 TD; **SCORING** Steve Mike-Mayer - 43 points (8 FG's, 19 PAT's); **PUNT RET** Eddie Payton - 27 ret. - 273 yards - 1 TD; **KO RET** Eddie Payton - 18 ret. - 457 yards - 1 TD; **PUNTING** Wilbur Summers - 93 punts - 3420 yards - 36.8 avg.; **INTS** James Hunter - 6 int. - 104 yards; **TACKLES** Ed O'Neil - 73 total

HONOR ROLL

MVP Jon Morris (Offense), Charlie Weaver (Defense)
PRO-BOWL Lem Barney (DB), Charlie Sanders (TE)

1977 NFL STANDINGS

NATIONAL CONFERENCE

Central Division

	W	L	T	Pct.
Minnesota	9	5	0	.643
Chicago	9	5	0	.643
DETROIT	6	8	0	.429
Green Bay	4	10	0	.286
Tampa Bay	2	12	0	.143

Eastern Division

	W	L	T	Pct.
Dallas	12	2	0	.857
Washington	9	5	0	.643
St. Louis	7	7	0	.500
Philadelphia	5	9	0	.357
New York Giants	5	9	0	.357

Western Division

	W	L	T	Pct.
Los Angeles	10	4	0	.714
Atlanta	7	7	0	.500
San Francisco	5	9	0	.357
New Orleans	3	11	0	.214

AMERICAN CONFERENCE

Central Division

	W	L	T	Pct.
Pittsburgh	9	5	0	.643
Houston	8	6	0	.571
Cincinnati	8	6	0	.571
Cleveland	6	8	0	.429

Eastern Division

	W	L	T	Pct.
Baltimore	10	4	0	.714
Miami	10	4	0	.714
New England	9	5	0	.643
New York Jets	3	11	0	.214
Buffalo	3	11	0	.214

Western Division

	W	L	T	Pct.
Denver	12	2	0	.857
Oakland	11	3	0	.766
San Diego	7	7	0	.500
Seattle	5	9	0	.357
Kansas City	2	12	0	.143

Dallas defeated Chicago, 37-7, and Minnesota defeated Los Angeles, 14-7, in NFC playoffs. Dallas defeated Minnesota, 23-6, for NFC title. Denver defeated Pittsburgh, 34-21, and Oakland defeated Baltimore, 37-31, in AFC playoffs. Denver defeated Oakland, 20-17, for AFC title. Dallas defeated Denver, 27-10, for NFL title in Super Bowl XII.

IN 1977: "Star Wars" is the year's top box office attraction, earning a record \$193,500,000.

1978

USUAL STARTING LINE UP

OFFENSE

WR 89	Luther Blue
TE 81	David Hill
LT 76	Karl Baldischwiler
LG 61	Homer Elias
C 54	Larry Tearry
RG 62	Lynn Boden
RT 74	Brad Oates
WR 87	Fed Scott
QB 16	Gary Danielson
RB 24	Dexter Bussey
RB 25	Horace King

DEFENSE

LE 75	Dave Pureifory
LT 77	John Woodcock
RT 78	Doug English
RE 60	Al Baker
LLB 50	Paul Naumoff
MLB 55	Ed O'Neil
RLB 59	Charlie Weaver
LC 21	Walt Williams
FS 40	Jimmy Allen
SS 29	Mike Burns
SC 27	Luther Bradley

TEAM STATISTICS

	Detroit	(Avg.)	Opps	(Avg.)
TOTAL YARDS	4465	279.1	4483	280.2
RUSHING YARDS	2163	135.2	2184	136.5
PASSING YARDS	2302	143.9	2299	143.7
POINTS SCORED	290	18.1	300	18.8

1978 RESULTS (7-9-0)3rd

Monte Clark, Coach

Date	Opponent	Crowd	W-L-T	Score
9-3	Green Bay	51,167*	L	7-13
9-9	Tampa Bay	64,445	W	15-7
9-17	Chicago	65,982*	L	0-19
9-24	Seattle	56,781	L	16-28
10-1	Green Bay (M)	54,601	L	14-35
10-8	Washington	60,555*	L	19-21
10-15	Atlanta	51,172	L	0-14
10-22	San Diego	54,031*	W	31-14
10-29	Chicago	53,376	W	21-17
11-5	Minnesota	46,008	L	7-17
11-12	Tampa Bay	60,320*	W	34-23
11-19	Oakland	44,517	L	17-29
11-23	Denver	71,785*	W	17-14
12-3	St. Louis	39,200	L	14-21
# 12-9	Minnesota	78,685*	W	45-14
12-17	San Francisco	56,674*	W	33-14

LION LEADERS

RUSHING Dexter Bussey - 225 att - 924 yards - 5 TD; **PASSING** Gary Danielson - 351 att - 199 comp. - 2294 yds. - 18 TD - 17 int; **RECEIVING** David Hill - 53 rec. - 633 yards - 4 TD; **SCORING** Bennie Ricardo - 92 points (20 FG's, 32 PAT's); **PUNT RET** Jesse Thompson - 16 ret. - 161 yards - 10.1 avg. - 0 TD; **KO RET** Jesse Thompson - 14 ret. - 346 yards - 24.7 avg. - 0 TD; **PUNTING** Tom Skladany - 86 punts - 3654 yards - 42.5 avg.; **INTS** Jimmy Allen - 5 int. - 70 yards; **TACKLES** Ed O'Neil - 85 total - 56 solo - 29 assists; **QB SACKS** Al Baker - 23 sacks

HONOR ROLL

MVP Gary Danielson (Offense), Al Baker (Defense)
PRO-BOWL David Hill (TE), Doug English (DT)

1978 NFL STANDINGS

NATIONAL CONFERENCE

Central Division

	W	L	T	Pct.
Minnesota	8	7	1	.531
Green Bay	8	7	1	.531
DETROIT	7	9	0	.438
Chicago	7	9	0	.438
Tampa Bay	5	11	0	.313

Eastern Division

	W	L	T	Pct.
Dallas	12	4	0	.750
Philadelphia	9	7	0	.563
Washington	8	8	0	.500
St. Louis	6	10	0	.375
New York Giants	6	10	0	.375

Western Division

	W	L	T	Pct.
Los Angeles	12	4	0	.750
Atlanta	9	7	0	.563
New Orleans	7	9	0	.438
San Francisco	2	14	0	.125

AMERICAN CONFERENCE

Central Division

	W	L	T	Pct.
Pittsburgh	14	2	0	.875
Houston	10	6	0	.625
Cleveland	8	8	0	.500
Cincinnati	4	12	0	.250

Eastern Division

	W	L	T	Pct.
New England	11	5	0	.688
Miami	11	5	0	.688
New York Jets	8	8	0	.500
Buffalo	5	11	0	.313
Baltimore	5	11	0	.313

Western Division

	W	L	T	Pct.
Denver	10	6	0	.625
Oakland	9	7	0	.563
Seattle	9	7	0	.563
San Diego	9	7	0	.563
Kansas City	4	12	0	.250

Atlanta defeated Philadelphia, 14-13, in NFC wild card. Dallas defeated Atlanta, 27-20. and Los Angeles defeated Minnesota, 34-10, in NFC playoffs. Dallas defeated Los Angeles, 28-0, for NFC title. Houston defeated Miami, 17-9, in AFC wild card. Houston defeated New England, 14-13, and Pittsburgh defeated Denver, 33-10, in AFC playoffs. Pittsburgh defeated Houston, 34-5, for AFC title. Pittsburgh defeated Dallas, 35-31, for NFL title in Super Bowl XIII.

IN 1978: John Paul I, 65, dies unexpectedly after 34 days as Pope.

1979

USUAL STARTING LINE UP

OFFENSE

WR	87	Fred Scott
TE	81	David Hill
LT	76	Karl Baldischwiler
LG	61	Homer Elias
C	54	Larry Tearry
RG	73	Russ Bollinger
RT	70	Keith Dorney
WR	18	Gene Washington
HB	24	Dexter Bussey
FB	36	Bo Robinson

DEFENSE

LE	75	Dave Pureifory
TE	71	Dave Gallagher
RT	78	Doug English
RE	60	Al Baker
LLB	55	Ed O'Neil
MLB	59	Charlie Weaver
RLB	51	James Harrell
LCB	21	Walt Williams
RCB	27	Luther Bradley
FS	28	James Hunter
SS	40	Jimmy Allen

TEAM STATISTICS

	Detroit	(Avg.)	Opps	(Avg.)
TOTAL YARDS	4013	250.8	4957	309.8
RUSHING YARDS	1677	104.8	2515	157.2
PASSING YARDS	2336	146.0	2442	152.6
POINTS SCORED	219	13.7	365	22.8

1979 RESULTS (2-14-0) 5th

Monte Clark, Coach

Date	Opponent	Crowd	W-L-T	Score
9-1	Tampa Bay	68,225	L	16-31
9-9	Washington	54,991*	L	24-27
9-16	NY Jets	49,612	L	10-31
9-23	Atlanta	56,249*	W	24-23
9-30	Minnesota	75,295*	L	10-13
10-7	New England	60,629	L	17-24
10-14	Green Bay (M)	53,930	L	16-24
10-21	New Orleans	57,428	L	7-17
10-28	Buffalo	61,911*	L	17-20
11-4	Chicago	50,108	L	7-35
11-11	Tampa Bay	70,461*	L	14-16
11-18	Minnesota	43,650	L	7-14
11-22	Chicago	66,219*	W	20-0
12-2	Philadelphia	66,128	L	7-44
12-9	Miami	76,087*	L	10-28
12-15	Green Bay	57,376*	L	13-18

LION LEADERS

RUSHING Dexter Bussey - 144 att. - 625 yards - 1 TD; **PASSING** Jeff Komlo - 368 att. - 183 comp. - 2238 yds. - 11 TD - 23 int.; **RECEIVING** Fred Scott - 62 rec. - 929 yards - 5 TD; **SCORING** Bennie Ricardo - 55 points (10 FG's, 25 PAT's); **PUNT RET** John Arnold - 19 ret. - 164 yards - 8.6 avg. - 0 TD; **KO RET** John Arnold - 23 ret. - 539 yards - 23.4 avg. - 0 TD; **PUNTING** Larry Swider - 88 punts - 3523 yards - 40.0 avg.; **INTS** Luther Bradley & Jimmy Allen - 4 each; **TACKLES** Doug English - 90 total; **QB SACKS** Al Baker - 16 sacks

HONOR ROLL

MVP Fred Scott (Offense), Doug English (Defense)
PRO-BOWL Al Baker (DE), David Hill (TE)

1979 NFL STANDINGS

NATIONAL CONFERENCE

Central Division

	W	L	T	Pct.
Tampa Bay	10	6	0	.625
Chicago	10	6	0	.625
Minnesota	7	9	0	.438
Green Bay	5	11	0	.313
DETROIT	2	14	0	.125

Eastern Division

	W	L	T	Pct.
Dallas	11	5	0	.688
Philadelphia	11	5	0	.688
Washington	10	6	0	.625
New York Giants	6	10	0	.375
St. Louis	5	11	0	.313

Western Division

	W	L	T	Pct.
Los Angeles	9	7	0	.563
New Orleans	8	8	0	.500
Atlanta	6	10	0	.375
San Francisco	2	14	0	.125

AMERICAN CONFERENCE

Central Division

	W	L	T	Pct.
Pittsburgh	12	4	0	.750
Houston	11	5	0	.688
Cleveland	9	7	0	.563
Cincinnati	4	12	0	.250

Eastern Division

	W	L	T	Pct.
Miami	10	6	0	.625
New England	9	7	0	.563
New York Jets	8	8	0	.500
Buffalo	7	9	0	.438
Baltimore	5	11	0	.313

Western Division

	W	L	T	Pct.
San Diego	12	4	0	.750
Denver	10	6	0	.625
Seattle	9	7	0	.563
Oakland	9	7	0	.563
Kansas City	7	9	0	.438

Philadelphia defeated Chicago, 27-17, in NFC wild card. Tampa Bay defeated Philadelphia, 24-17, and Los Angeles defeated Dallas, 21-19, in NFC playoffs. Los Angeles defeated Tampa Bay, 9-0, for NFC title. Houston defeated Denver, 13-7, in AFC wild card. Houston defeated San Diego, 17-14, and Pittsburgh defeated Miami, 34-14, in AFC playoffs. Pittsburgh defeated Houston, 27-13, for AFC title. Pittsburgh defeated Los Angeles, 31-19, for NFL title in Super Bowl XIV.

IN 1979: Nuclear power plant accident at Three Mile Island, Pa., releases radioactivity.

1980

USUAL STARTING LINE UP

OFFENSE

WR 87	Fred Scott
LT 76	Karl Baldschwieler
LG 61	Horner Elias
C 65	Amos Fowler
RG 73	Russ Bolinger
RT 70	Keith Dorney
TE 81	David Hill
WR 39	Leonard Thompson
QB 16	Gary Danielson
RB 20	Billy Sims
RB 24	Dexter Bussey

DEFENSE

LE 75	Dave Purefory
LT 79	William Gay
RT 64	John Mendenhall
RE 60	Al Baker
LLB 59	Charlie Weaver
MLB 57	Ken Fantetti
RLB 52	Stan White
LCB 27	Wayne Smith
RCB 28	James Hunter
SS 35	Jimmy Allen
FS 23	Ray Oldham

TEAM STATISTICS

	Detroit	(Avg.)	Opps	(Avg.)
TOTAL YARDS	5540	346.3	4533	283.3
RUSHING YARDS	2599	162.4	1599	99.9
PASSING YARDS	2941	183.8	2934	183.3
POINTS SCORED	334	20.9	272	17.0

1980 RESULTS (9-7-0) 2nd

Monte Clark, Coach

Date	Opponent	Crowd	W-L-T	Score
9-7	Los Angeles	64,892	W	41-20
9-14	Green Bay (M)	53,099	W	29-7
9-21	St. Louis	80,027*	W	20-7
# 9-28	Minnesota	80,291*	W	27-7
10-5	Atlanta	57,625	L	28-43
10-12	New Orleans	78,147*	W	24-13
10-19	Chicago	58,508	L	7-24
10-26	Kansas City	59,391	L	17-20
# 11-2	San Francisco	78,845*	W	17-13
11-9	Minnesota	46,264	L	0-34
11-16	Baltimore	77,677*	L	9-10
11-23	Tampa Bay	64,976	W	24-10
# 11-27	Chicago	75,397*	L	17-23
12-7	St. Louis	46,966	L	23-24
# 12-14	Tampa Bay	77,098*	W	27-14
# 12-21	Green Bay	75,111*	W	24-3

LION LEADERS

RUSHING Billy Sims - 313 att. - 1303 yards - 13 TD; **PASSING** Gary Danielson - 417 att. - 244 comp. - 3223 yds. - 13 TD - 11 int; **RECEIVING** Fred Scott - 53 rec. - 834 yards - 4 TD; **SCORING** Ed Murray - 116 points (27 FG's, 35 PAT's); **PUNT** RET Ray Williams - 27 ret. - 259 yards - 0 TD; **KO** RET Rick Kane - 23 ret. - 495 yards - 0 TD; **PUNTING** Tom Skladany - 72 punts - 3036 yards - 42.2 avg.; **INTS** Jimmy Allen & James Hunter 6 each; **TACKLES** Ken Fantetti - 85 total - 45 solo - 40 assists; **QB SACKS** Al Baker - 18 sacks

HONOR ROLL

MVP Billy Sims (Offense), Dave Purefory (Defense)
PRO-BOWL Al Baker (DE), Eddie Murray (K), Billy Sims (RB)

1980 NFL STANDINGS

NATIONAL CONFERENCE

Central Division

	W	L	T	Pct.
Minnesota	9	7	0	.563
DETROIT	9	7	0	.563
Chicago	7	9	0	.436
Tampa Bay	5	10	1	.344
Green Bay	5	10	1	.344

Eastern Division

	W	L	T	Pct.
Philadelphia	12	4	0	.750
Dallas	12	4	0	.750
Washington	6	10	0	.375
St. Louis	5	11	0	.313
New York Giants	4	12	0	.250

Western Division

	W	L	T	Pct.
Atlanta	12	4	0	.750
Los Angeles	11	5	0	.688
San Francisco	6	10	0	.375
New Orleans	1	15	0	.063

AMERICAN CONFERENCE

Central Division

	W	L	T	Pct.
Cleveland	11	5	0	.688
Houston	11	5	0	.688
Pittsburgh	9	7	0	.563
Cincinnati	6	10	0	.375

Eastern Division

	W	L	T	Pct.
Buffalo	11	5	0	.688
New England	10	6	0	.625
Miami	8	8	0	.500
Baltimore	7	9	0	.438
New York Jets	4	12	0	.250

Western Division

	W	L	T	Pct.
San Diego	11	5	0	.688
Oakland	11	5	0	.688
Kansas City	8	8	0	.500
Denver	8	8	0	.500
Seattle	4	12	0	.250

Dallas defeated Los Angeles, 24-13, in NFC wild card. Philadelphia defeated Buffalo, 31-16, and Dallas defeated Atlanta, 30-27, in NFC playoffs. Philadelphia defeated Dallas, 20-7, for NFC title. Oakland defeated Houston, 27-7, in AFC wild card. San Diego defeated Buffalo, 20-14, and Oakland defeated Cleveland, 14-12, in AFC playoffs. Oakland defeated San Diego, 34-27, for AFC title. Oakland defeated Philadelphia, 27-10, for NFL title in Super Bowl XV.

IN 1980: The U.S. Olympic hockey team stuns the sports world, capturing the gold medal at Lake Placid.

1981

USUAL STARTING LINE UP

OFFENSE

WR 87	Fred Scott
TE 81	David Hill
LT 76	Karl Baldschwiler
LG 61	Homer Elias
C 65	Amos Fowler
RG 73	Russ Botlinger
RT 70	Keith Dorney
WR 39	Leonard Thompson
QB 17	Eric Hipple
HB 20	Billy Sims
FB 24	Dexter Bussey

DEFENSE

LE 75	Dave Purefory
LT 79	William Gay
RE 78	Doug English
RT 60	Al Baker
LLB 53	Garry Cobb
MLB 57	Ken Fantetti
RLB 52	Stan White
LCB 27	Wayne Smith
RCB 28	James Hunter
FS 35	Jimmy Allen
SS 23	Ray Oldham

TEAM STATISTICS

	Detroit	(Avg.)	Opps	(Avg.)
TOTAL YARDS	5933	370.8	4846	302.9
RUSHING YARDS	2795	174.7	1623	101.4
PASSING YARDS	3138	196.1	3223	201.4
POINTS SCORED	397	24.8	322	20.1

1981 RESULTS (8-8-0) 2nd

Monte Clark, Coach

Date	Opponent	Crowd	W-L-T	Score
9-6	San Francisco	62,123*	W	24-17
9-13	San Diego	51,624	L	23-28
9-20	Minnesota	45,350	L	24-26
# 9-27	Oakland	77,919*	W	16-0
10-4	Tampa Bay	71,733	L	10-28
10-11	Denver	74,816	L	21-27
10-19	Chicago	71,273*	W	48-17
# 10-25	Green Bay	76,063*	W	31-27
11-1	Los Angeles	61,814	L	13-20
11-8	Washington	52,096	L	31-33
# 11-15	Dallas	79,694*	W	27-24
11-22	Chicago	50,082	W	23-7
# 11-26	Kansas City	76,735*	W	27-10
12-6	Green Bay	54,481	L	17-31
# 12-12	Minnesota	79,428*	W	45-7
# 12-20	Tampa Bay	80,444*	L	17-20

LION LEADERS

RUSHING Billy Sims - 296 att. - 1437 yards - 13 TD; **PASSING** Eric Hipple - 279 att. - 140 comp. - 2358 yds. - 14 TD - 15 int.; **RECEIVING** Fred Scott - 53 rec. - 1022 yards - 5 TD; **SCORING** Ed Murray - 121 points (25 FG's, 46 PAT's); **PUNT** RET Robbie Martin - 52 ret. - 450 yards - 1 TD; **KO RET** Alvin Hall - 25 ret. - 525 yards - 0 TD; **PUNTING** Tom Skladany - 64 punts - 2784 yards - 43.5 avg.; **INTS** Jimmy Allen - 9 int. - 123 yards - 0 TD; **TACKLES** Ken Fantetti - 148 total; **QB** SACKS Dave Purefory - 11 sacks

HONOR ROLL

MVP Eric Hipple (Offense), Stan White (Defense), Ken Callicutt (Special Teams)
PRO-BOWL Doug English (DT), Billy Sims (RB), Tom Skladany (P)

1981 NFL STANDINGS

NATIONAL CONFERENCE

Central Division

	W	L	T	Pct.
Tampa Bay	9	7	0	.563
DETROIT	8	8	0	.500
Green Bay	8	8	0	.500
Minnesota	7	9	0	.436
Chicago	6	10	0	.375

Eastern Division

	W	L	T	Pct.
Dallas	12	4	0	.750
Philadelphia	10	6	0	.625
New York Giants	9	7	0	.563
Washington	8	8	0	.500
St. Louis	7	9	0	.438

Western Division

	W	L	T	Pct.
San Francisco	13	3	0	.813
Atlanta	7	9	0	.438
Los Angeles	6	10	0	.375
New Orleans	4	12	0	.250

AMERICAN CONFERENCE

Central Division

	W	L	T	Pct.
Cincinnati	12	4	0	.750
Pittsburgh	8	8	0	.500
Houston	7	9	0	.438
Cleveland	5	11	0	.313

Eastern Division

	W	L	T	Pct.
Miami	11	4	1	.719
New York Jets	10	5	1	.656
Buffalo	10	6	0	.625
Baltimore	2	14	0	.125
New England	2	14	0	.125

Western Division

	W	L	T	Pct.
San Diego	10	6	0	.625
Denver	10	6	0	.625
Kansas City	9	7	0	.563
Oakland	7	9	0	.438
Seattle	6	10	0	.375

New York Giants defeated Philadelphia, 27-27, in NFC wild card. Dallas defeated Tampa Bay, 36-0, and San Francisco defeated New York, 38-24, in NFC playoffs. San Francisco defeated Dallas, 28-27, for NFC title. Buffalo defeated N.Y. Jets, 31-27, in AFC wild card. San Diego defeated Miami, 41-38, and Cincinnati defeated Buffalo, 28-21, in AFC playoffs. Cincinnati defeated San Diego, 27-7, for AFC title. San Francisco defeated Cincinnati, 26-21, for NFL title in Super Bowl XVI.

IN 1981: U.S.-Iran agreement frees 52 hostages held in Teheran since 1979.

1982

USUAL STARTING LINE UP

OFFENSE

WR 87	Fred Scott
LT 72	Chris Dietrich
LG 61	Homer Elias
C 65	Amos Fowler
RG 67	Don Greco
RT 70	Keith Dorney
TE 80	Ulysses Norris
WR 39	Leonard Thompson
QB 16	Gary Danielson
HB 20	Billy Sims
FB 24	Dexter Bussey

DEFENSE

LE 75	Dave Pureifory
LT 79	William Gay
RT 78	Doug English
RE 60	Al Baker
LLB 53	Garry Cobb
MLB 57	Ken Fantetti
RLB 52	Stan White
LC 27	Bobby Watkins
RC 28	James Hunter
FS 35	Alyin Hall
SS 23	Ray Oldham

TEAM STATISTICS

	Detroit	(Avg.)	Opps	(Avg.)
TOTAL YARDS	2534	281.6	2722	301.4
RUSHING YARDS	1022	113.6	854	94.9
PASSING YARDS	1512	168.0	1868	207.6
POINTS SCORED	181	20.1	176	19.6

1982 RESULTS (4-5-0) 4th

Monte Clark, Coach

Date	Opponent	Crowd	W-L-T	Score
9-12	Chicago	71,337*	W	17-1
9-19	LA Rams	59,470	W	19-14
11-21	Chicago	46,783	L	17-20
11-25	NY Giants	64,348*	L	6-13
12-6	NY Jets	79,361*	L	13-28
12-12	Green Bay	51,875	W	30-10
12-19	Minnesota	73,058*	L	31-34
12-26	Tampa Bay	65,997	L	21-23
1-2	Green Bay	64,377*	W	27-24

NFC Playoff

1-8	Washington	55,045	L	7-31
-----	------------	--------	---	------

LION LEADERS

RUSHING Billy Sims - 172 att. - 639 yards - 4 TD; **PASSING** Gary Danielson - 197 att. - 100 comp. - 1343 yds. - 10 TD - 14 int.; **RECEIVING** Billy Sims - 34 rec. - 342 yards - 0 TD; **SCORING** Ed Murray - 49 points (11 FG's, 16 PAT's); **PUNT** RET Robbie Martin - 26 ret. - 275 yards - 10.6 avg. - 0 TD; **KO** RET Alvin Hall - 16 ret. - 426 yards - 26.6 avg. - 1 TD; **PUNTING** Tom Skladany - 36 punts - 1483 yards - 41.2 avg. - 6 in 20; **INTS** Bobby Watkins - 5 ints. - 22 yards - 0 TD; **TACKLES** Ken Fantetti - 56 total; **QB SACKS** Al Baker, William Gay & Dave Pureifory, 6 each

HONOR ROLL

MVP Billy Sims (Offense), Al Baker (Defense), Ken Callicutt (Special Teams)
PRO-BOWL Keith Dorney (T), Doug English (DT), Billy Sims (RB)

1982 NFL STANDINGS

NATIONAL CONFERENCE

Central Division

	W	L	T	Pct.
Green Bay	5	3	1	.611
Minnesota	5	4	0	.556
Tampa Bay	5	4	0	.556
DETROIT	4	5	0	.444
Chicago	3	6	0	.333

Eastern Division

	W	L	T	Pct.
Washington	8	1	0	.869
Dallas	6	3	0	.667
St. Louis	5	4	0	.556
New York Giants	4	5	0	.444
Philadelphia	3	6	0	.333

Western Division

	W	L	T	Pct.
Atlanta	5	4	0	.556
New Orleans	4	5	0	.444
San Francisco	3	6	0	.333
L.A. Rams	2	7	0	.222

AMERICAN CONFERENCE

Central Division

	W	L	T	Pct.
Cincinnati	7	2	0	.778
Pittsburgh	6	3	0	.667
Cleveland	4	5	0	.444
Houston	1	8	0	.111

Eastern Division

	W	L	T	Pct.
Miami	7	2	0	.778
New York Jets	6	3	0	.667
New England	5	4	0	.556
Buffalo	4	5	0	.444
Baltimore	0	8	1	.056

Western Division

	W	L	T	Pct.
L.A. Raiders	8	1	0	.889
San Diego	6	3	0	.667
Seattle	4	5	0	.444
Kansas City	3	6	0	.333
Denver	2	7	0	.222

Washington defeated DETROIT, 31-7, Green Bay defeated St. Louis, 41-16, Minnesota defeated Atlanta, 30-24, and Dallas defeated Tampa Bay 30-17, in NFC First Round playoffs. Washington defeated Minnesota, 21-7, and Dallas defeated Green Bay, 37-26, in NFC Second Round playoffs. Washington defeated Dallas, 31-17, for NFC title. Miami defeated New England, 28-13, L.A. Raiders defeated Cleveland, 27-10, N.Y. Jets defeated Cincinnati, 44-17, and San Diego defeated Pittsburgh, 31-26, in AFC First Round playoffs. N. Y. Jets defeated L.A. Raiders, 17-14, and Miami defeated San Diego, 34-13, in AFC Second Round playoffs. Miami defeated N.Y. Jets, 14-0, for AFC title. Washington defeated Miami, 27-17, for NFL title in Super Bowl XVII.

IN 1982: Artificial heart implanted for the first time in Dr. Barney Clark at the University of Utah Medical Center.

1983

USUAL STARTING LINE UP

OFFENSE

WR 86	Mark Nichols
LT 72	Chris Dietrich
LG 61	Homer Elias
C 52	Steve Mott
RG 67	Don Greco
RT 70	Keith Dorney
TE 80	Ulysses Norris
WR 39	Leonard Thompson
QB 17	Eric Hipple
HB 20	Billy Sims
RB 30	James Jones

DEFENSE

LE 62	Curtis Green
LT 73	Mike Dawson
RT 78	Doug English
RE 79	William Gay
LLB 53	Garry Cobb
MLB 57	Ken Fantetti
RLB 59	Jimmy Williams
LCB 27	Bobby Watkins
RCB 43	Al Latimer (8)
29	Bruce McNorton (8)
LS 35	Alvin Hill
RS 33	William Graham

TEAM STATISTICS

	Detroit	(Avg.)	Opps	(Avg.)
TOTAL YARDS	5136	321.0	5216	326.0
RUSHING YARDS	2181	136.3	2104	131.5
PASSING YARDS	2955	184.7	3112	194.5
POINTS SCORED	347	21.7	286	17.9

1983 RESULTS (9-7-0) 1st

Monte Clark, Coach

Date	Opponent	Crowd	W-L-T	Score
9-4	Tampa Bay	62,154	W	11-0
9-11	Cleveland	60,095*	L	26-31
9-18	Atlanta	54,622*	L	14-31
9-25	Minnesota	56,254	L	17-20
10-2	LA Rams	49,403	L	10-21
10-9	Green Bay	67,738*	W	38-14
10-16	Chicago	66,709*	W	31-17
10-23	Washington	43,189	L	17-38
10-30	Chicago	58,764	W	38-17
11-7	NY Giants	68,985*	W	15-9
11-13	Houston	40,060	L	17-27
11-20	Green Bay (M)	50,050	W	23-20
# 11-24	Pittsburgh	77,724*	Wt	45-3
# 12-5	Minnesota	79,169*	W	13-2
12-11	Cincinnati	45,728	L	9-17
# 12-18	Tampa Bay	78,553*	W	23-20

NFC Playoff

12-31	San Francisco	58,286	L	23-24
-------	---------------	--------	---	-------

LION LEADERS

RUSHING Billy Sims - 220 att. - 1040 yards - 7 TD; **PASSING** Eric Hipple - 387 att. - 204 comp. - 2577 yds. - 12 TD - 19 int.; **RECEIVING** James Jones - 46 rec. - 467 yards - 1 TD; **SCORING** Ed Murray - 113 points (25 FG's, 38 PAT's); **PUNT** RET Ken Jenkins - 23 ret. - 230 yards - 10.0 avg. - 0 TD; **KO RET** Alvin Hill - 23 ret. - 492 yards - 21.4 avg. - 0 TD; **PUNTING** Mike Black - 71 punts - 2911 yards - 41.0 avg. - 17 In20; **INTS** Bruce McNorton - 7 ints. - 30 yards - 0 TD; **TACKLES** Ken Fantetti - 132 total - 82 solo - 50 assists; **QB SACKS** William Gay - 13.5 sacks - 103.5

HONOR ROLL

MVP Billy Sims (Offense), William Gay (Defense), Roosevelt Barnes (Special Teams)
PRO-BOWL William Gay (DE), Doug English (DT)

1983 NFL STANDINGS

NATIONAL CONFERENCE

Central Division

	W	L	T	Pct.
DETROIT	9	7	0	.563
Green Bay	8	8	0	.500
Chicago	8	8	0	.500
Minnesota	8	8	0	.500
Tampa Bay	2	14	0	.125

Eastern Division

	W	L	T	Pct.
Washington	14	2	0	.875
Dallas	12	4	0	.750
St. Louis	8	7	1	.531
Philadelphia	5	11	0	.313
New York Giants	3	12	1	.219

Western Division

	W	L	T	Pct.
San Francisco	10	6	0	.625
L.A. Rams	9	7	0	.563
New Orleans	8	8	0	.500
Atlanta	7	9	0	.438

AMERICAN CONFERENCE

Central Division

	W	L	T	Pct.
Pittsburgh	10	6	0	.625
Cleveland	9	7	0	.563
Cincinnati	7	9	0	.438
Houston	2	14	0	.125

Eastern Division

	W	L	T	Pct.
Miami	12	4	0	.750
New England	8	8	0	.500
Buffalo	8	8	0	.500
Baltimore	7	9	0	.436
New York Jets	7	9	0	.436

Western Division

	W	L	T	Pct.
L.A. Raiders	12	4	0	.750
Seattle	9	7	0	.563
Denver	9	7	0	.563
San Diego	6	10	0	.375
Kansas City	6	10	0	.375

The L.A. Rams defeated Dallas, 24-17, in NFC wild card. San Francisco defeated DETROIT, 24-23, and Washington defeated the L.A. Rams, 51-7, in NFC playoffs. Washington defeated San Francisco, 24-17, for NFC title. Seattle defeated Denver, 31-7, in AFC wild card. Seattle defeated Miami, 27-20, and the L.A. Raiders defeated Pittsburgh, 38-10, in AFC playoffs. The L.A. Raiders defeated Seattle, 30-14, for AFC title. L.A. Raiders defeated Washington, 38-9, for NFL title in Super Bowl XVIII.

IN 1983: More than 70 years after winning the decathlon and pentathlon at Stockholm, Jim Thorpe's gold medals were returned to him posthumously by the International Olympic Committee.

1984

USUAL STARTING LINE UP

OFFENSE		DEFENSE	
WR 86	Mark Nichols	LE 55	Michael Coler
LT 73	Don Laster	LT 62	Curtis Green
LG 72	Chris Dietrich	RT 78	Doug English
C 65	Amos Fowler	RE 79	William Gay
RG 67	Don Greco	LLB 53	Garry Cobb
RT 70	Keith Dorney	MLB 57	Ken Fantetti
TE 84	Rob Rubick	RLB 59	Jimmy Williams
QB 16	Gary Danielson	LCB 27	Bobby Watkins
RB 20	Billy Sims	RCB 29	Bruce McNorton
FB 30	James Jones	LS 33	William Graham
WR 39	Leonard Thompson	RS 35	Alvin Hall

TEAM STATISTICS

	Detroit	(Avg.)	Opps	(Avg.)
TOTAL YARDS	5318	332.4	5319	332.4
RUSHING YARDS	2017	126.1	1808	113.0
PASSING YARDS	3301	206.3	3511	219.4
POINTS SCORED	283	17.7	408	25.5

1984 RESULTS (4-11-1) 4th

		Monte Clark, Coach		
Date	Opponent	Crowd	W-L-T	Score
9-2	San Francisco	56,782*	L	27-30
9-9	Atlanta	49,878	Wt	27-24
9-16	Tampa Bay	44,560	L	17-21
9-23	Minnesota	57,511*	L	28-29
9-30	San Diego	59,849	L	24-27
10-7	Denver	55,836*	L	7-28
10-14	Tampa Bay	44,308*	Wt	13-7
10-21	Minnesota	57,953	W	16-14
10-26	Green Bay	54,289	L	9-41
11-4	Philadelphia	59,141*	Ti	23-23
11-11	Washington	50,212	L	14-26
11-18	Chicago	54,911	L	14-16
11-22	Green Bay	63,696*	W	31-28
12-2	Seattle	62,441	L	17-38
12-10	LA Raiders	66,710*	L	3-24
12-16	Chicago	53,252*	L	13-30

LION LEADERS

RUSHING Billy Sims - 130 att. - 687 yards - 5 TD; **PASSING** Gary Danielson - 410 att. - 252 comp. - 3076 yds. - 17 TD - 15 int; **RECEIVING** James Jones - 77 rec. - 662 yards - 5 TD; **SCORING** Ed Murray - 91 points (20 FG's, 31 PAT's); **PUNT** RET Robbie Martin - 25 ret. - 210 yards - 8.4 avg. - 0 TD; **KO RET** Pete Mandley - 22 ret. - 390 yards - 17.7 avg. - 0 TD; **PUNTING** Mike Black - 76 punts - 3164 yards - 41.6 avg. - 13 In20; **INTS** Bobby Watkins - 6 int.; **TACKLES** Alvin Hall - 147 total - 94 solo - 53 assists; **QB SACKS** William Gay - 10 sacks - 72 yards

HONOR ROLL

MVP James Jones (Offense), Ken Fantetti (Defense), Roosevelt Barnes (Special Teams)
PRO-BOWL None

1984 NFL STANDINGS

NATIONAL CONFERENCE

Central Division

	W	L	T	Pct.	Pts.	OP
Chicago	10	6	0	.625	325	246
Green Bay	8	8	0	.500	390	309
Tampa Bay	6	10	0	.375	335	360
DETROIT	4	11	1	.281	263	406
Minnesota	3	13	0	.186	276	484

Eastern Division

	W	L	T	Pct.	Pts.	OP
Washington	11	5	0	.688	426	310
N.Y. Giants	9	7	0	.563	299	301
St. Louis	9	7	0	.563	423	345
Dallas	9	7	0	.563	306	308
Philadelphia	6	9	1	.406	276	320

Western Division

	W	L	T	Pct.	Pts.	OP
San Francisco	15	1	0	.936	475	227
L.A. Rams	10	6	0	.625	346	316
New Orleans	7	9	0	.438	298	361
Atlanta	4	12	0	.250	261	362

AMERICAN CONFERENCE

Central Division

	W	L	T	Pct.	Pts.	OP
Pittsburgh	9	7	0	.563	387	310
Cincinnati	8	8	0	.500	339	339
Cleveland	5	11	0	.313	250	297
Houston	3	13	0	.168	240	437

Eastern Division

	W	L	T	Pct.	Pts.	OP
Miami	14	2	0	.875	513	298
New England	9	7	0	.563	362	352
N.Y. Jets	7	9	0	.436	332	364
Indianapolis	4	12	0	.250	239	414
Buffalo	2	14	0	.125	250	454

Western Division

	W	L	T	Pct.	Pts.	OP
Denver	13	3	0	.813	353	241
Seattle	12	4	0	.750	416	282
L.A. Raiders	11	5	0	.688	366	278
Kansas City	8	8	0	.500	314	324
San Diego	7	9	0	.436	394	413

The N.Y. Giants defeated the L.A. Rams, 16-13, in NFC wild card. San Francisco defeated N.Y. Giants, 21-10, and Chicago defeated Washington, 23-19, in NFC playoffs. San Francisco defeated Chicago, 23-0, for NFC title. Seattle defeated L.A. Raiders, 13-7, in AFC wild card. Miami defeated Seattle, 31-10, and Pittsburgh defeated Denver, 24-17, in AFC playoffs. Miami defeated Pittsburgh, 45-28, for AFC title. San Francisco defeated Miami, 38-16, for NFL title in Super Bowl XIX.

IN 1984: Toxic gas leaks from Union Carbide plant in Bhopal, India, killing 2,000 and injuring 150,000.

1985

USUAL STARTING LINE UP

OFFENSE

WR	39	Leonard Thompson
LT	75	Lomas Brown
LG	72	Chris Dieterich
C	52	Steve Mott
RG	70	Keith Dorney (6)
	67	Dorr Greco (4)
	51	David Jones (4)
RT	70	Keith Dorney
TE	87	David Lewis
WR	86	Mark Nichols
QB	17	Eric Hipple
RB	28	Wilbert Montgomery (5)
	24	Alvin Moore (5)
FB	30	James Jones

DEFENSE

LE	76	Eric Williams
NT	78	Doug English
RE	79	William Gay
LB	59	Jimmy Williams
LB	50	August Curley
LB	95	Kurt Allerman
LB	92	Angelo King
CB	27	Bobby Watkins
CB	29	Bruce McNorton
SS	21	Demetrious Johnson
FS	33	William Graham

TEAM STATISTICS

	Detroit	(Avg.)	Opps	(Avg.)
TOTAL YARDS	4476	279.8	5591	349.4
RUSHING YARDS	1538	96.1	2685	167.8
PASSING YARDS	2938	183.6	2906	181.6
POINTS SCORED	307	19.2	366	22.9

LION LEADERS

RUSHING James Jones - 244 att. - 886 yards - 6 TD; **PASSING** Eric Hipple - 406 att. - 223 comp. - 2952 yds. - 17 TD - 18 int.; **RECEIVING** Leonard Thompson - 51 rec. - 736 yards - 5 TD; **SCORING** Ed Murray - 109 points (26 FG's, 31 PAT's); **PUNT RET** Pete Mandley - 38 ret. - 403 yards - 10.6 avg. - 1 TD; **KO RET** Alvin Hall - 39 ret. - 886 yards - 22.7 - 0 TD; **PUNTING** Mike Black - 73 punts - 3054 yards - 41.8 avg. - 18 In20; **INTS** Bobby Watkins - 5 int. - 15 yards - 0 TD; **TACKLES** William Graham - 113 total - 75 solo - 38 assists; **QB SACKS** Jimmy Williams - 7.5 sacks - 55 yards

HONOR ROLL

MVP James Jones (Offense), Jimmy Williams (Defense), Alvin Hall (Special Teams)
PRO-BOWL None

1985 NFL STANDINGS

NATIONAL CONFERENCE

Central Division

	W	L	T	Pct.	Pts.	OP
Chicago	15	1	0	.936	456	196
Green Bay	8	6	0	.500	337	355
Minnesota	7	9	0	.438	346	359
DETROIT	7	9	0	.438	307	366
Tampa Bay	2	14	0	.125	294	446

Eastern Division

	W	L	T	Pct.	Pts.	OP
Dallas	10	6	0	.625	357	333
N.Y. Giants	10	6	0	.625	399	283
Washington	10	6	0	.625	297	312
Philadelphia	7	9	0	.438	266	310
St. Louis	5	11	0	.313	278	414

Western Division

	W	L	T	Pct.	Pts.	OP
L.A. Rams	11	5	0	.688	340	277
San Francisco	10	6	0	.625	411	263
New Orleans	5	11	0	.313	294	401
Atlanta	4	12	0	.250	282	452

AMERICAN CONFERENCE

Central Division

	W	L	T	Pct.	Pts.	OP
Cleveland	8	8	0	.500	287	294
Cincinnati	7	9	0	.438	441	437
Pittsburgh	7	9	0	.438	379	355
Houston	5	11	0	.313	284	412

Eastern Division

	W	L	T	Pct.	Pts.	OP
Miami	12	4	0	.750	426	320
N.Y. Jets	11	5	0	.688	393	264
New England	11	5	0	.688	362	290
Indianapolis	5	11	0	.313	320	386
Buffalo	2	14	0	.125	200	361

Western Division

	W	L	T	Pct.	Pts.	OP
L.A. Raiders	12	4	0	.750	354	306
Denver	11	5	0	.688	360	329
Seattle	8	8	0	.500	349	303
San Diego	8	8	0	.500	467	435
Kansas City	6	10	0	.376	317	360

The N.Y. Giants defeated San Francisco, 17-3, in the NFC wild card. Chicago defeated the N.Y. Giants, 21-0, and the L.A. Rams defeated Dallas, 20-0, in the NFC playoffs. Chicago defeated the L.A. Rams, 24-0, for the NFC title. New England defeated the N.Y. Jets, 26-14, in the AFC wild card. New England defeated the Los Angeles Raiders, 27-20, and Miami defeated Cleveland, 24-21, in the AFC playoffs. New England defeated Miami, 31-1, for the AFC title. Chicago defeated New England, 46-10, for NFL title in Super Bowl XX.

1985 RESULTS (7-9-0) 4th

Darryl Rogers, Coach

Date	Opponent	Crowd	W-L-T	Score
9-8	Atlanta	37,785	W	28-27
9-15	Dallas	72,985*	W	26-21
9-22	Indianapolis	60,042	L	6-14
9-29	Tampa Bay	55,023*	W	30-9
10-6	Green Bay	55,914	L	10-43
10-13	Washington	52,845	L	3-24
10-20	San Francisco	67,715*	W	23-21
10-27	Miami	75,291*	W	31-21
11-3	Minnesota	58,012	L	13-16
11-10	Chicago	53,467	L	3-24
11-17	Minnesota	54,647*	W	41-21
11-24	Tampa Bay	43,471	L	18-19
11-26	NY Jets	65,531*	W	31-20
12-8	New England	59,078	L	6-23
12-15	Green Bay	49,379*	L	23-26
12-22	Chicago	74,042*	L	17-37

#Silverdome sellout

1986

USUAL STARTING LINE UP

OFFENSE

WR 89	Jeff Chadwick
LT 75	Lomas Brown
LG 73	Harvey Salem
C 52	Steve Mott
RG 70	Keith Dorney
RT 71	Rick Strenger
TE 81	Jimmie Giles
WR 80	Carl Bland
QB 17	Eric Hipple
RB 32	Garry James
FB 30	James Jones

DEFENSE

LE 77	Keith Ferguson
NT 76	Eric Williams
RE 79	William Gay
LB 59	Jimmy Williams
LB 58	James Harrell
LB 57	Vernon Maxwell
LB 55	Michael Cofer
CB 40	Duane Galloway
CB 29	Bruce McNorton
SS 21	Demetrious Johnson
FS 31	Devon Mitchell

TEAM STATISTICS

	Detroit	(Avg.)	Opps	(Avg.)
TOTAL YARDS	4555	284.7	5149	321.8
RUSHING YARDS	1771	110.7	2349	146.8
PASSING YARDS	2784	174.0	2800	175.0
POINTS SCORED	277	17.3	326	20.4

1986 RESULTS (5-11-0) 3rd

Darryl Rogers, Coach

Date	Opponent	Crowd	W-L-T	Score
9-7	Minnesota	54,851	W	13-10
9-14	Dallas	73,812*	L	7-31
9-21	Tampa Bay	38,453*	L	20-24
9-28	Cleveland	72,029	L	21-24
10-5	Houston	41,960*	W	24-13
10-12	Green Bay	52,290	W	21-14
10-19	LA Rams	50,992	L	10-14
10-26	Chicago	62,064	L	7-13
11-2	Cincinnati	52,423*	L	17-24
11-9	Minnesota	53,725*	L	10-24
11-16	Philadelphia	54,568	W	13-11
11-23	Tampa Bay	30,029	W	38-17
11-27	Green Bay	61,199*	L	40-44
12-7	Pittsburgh	45,042	L	17-27
# 12-15	Chicago	75,602*	L	13-16
12-21	Atlanta	35,255*	L	6-20

LION LEADERS

RUSHING James Jones - 252 att. - 903 yards - 8 TD; **PASSING** Eric Hipple - 305 att. - 192 comp. - 1919 yds. - 9 TD - 11 int.; **RECEIVING** James Jones - 54 rec. - 334 yards - 1 TD; **SCORING** Ed Murray - 85 points - (18 FG's, 31 PAT's); **PUNT** RET Pete Mandley - 43 ret. - 420 yards - 9.8 avg. - 1 TD; **KO RET** Herman Hunter - 48 ret. - 1007 yards - 21.0 avg. - 0 TD; **PUNTING** Mike Black - 46 punts - 1819 yards - 39.5 avg. - 11 In20; **INTS** Devon Mitchell - 5 int. - 41 yards - 0 TD; **TACKLES** Demetrious Johnson - 112 total - 92 solo - 20 assists; **QB SACKS** Keith Ferguson - 9.5 sacks - 73 yards

HONOR ROLL

MVP Keith Dorney & James Jones (Offense), Keith Ferguson (Defense), Paul Butcher (Special Teams)
PRO-BOWL None

1986 NFL STANDINGS

NATIONAL CONFERENCE

Central Division

	W	L	T	Pct.	Pts.	OP
Chicago	14	2	0	.875	352	187
Minnesota	9	7	0	.563	398	273
DETROIT	5	11	0	.313	277	326
Green Bay	4	12	0	.250	254	416
Tampa Bay	2	14	0	.125	239	473

Eastern Division

	W	L	T	Pct.	Pts.	OP
N.Y. Giants	14	2	0	.875	371	236
Washington	12	4	0	.750	366	296
Dallas	7	9	0	.436	346	337
Philadelphia	5	10	1	.344	256	312
St. Louis	4	11	1	.261	216	351

Western Division

	W	L	T	Pct.	Pts.	OP
San Francisco	10	5	1	.656	374	247
L.A. Rams	10	6	0	.625	309	267
Atlanta	7	8	1	.469	280	260
New Orleans	7	9	0	.436	266	267

AMERICAN CONFERENCE

Central Division

	W	L	T	Pct.	Pts.	OP
Cleveland	12	4	0	.750	391	310
Cincinnati	10	6	0	.625	409	394
Pittsburgh	6	10	0	.375	307	336
Houston	5	11	0	.313	274	329

Eastern Division

	W	L	T	Pct.	Pts.	OP
New England	11	5	0	.688	412	307
N.Y. Jets	10	6	0	.625	364	386
Miami	8	8	0	.500	430	405
Buffalo	4	12	0	.250	287	348
Indianapolis	3	13	0	.168	229	400

Western Division

	W	L	T	Pct.	Pts.	OP
Denver	11	5	0	.688	378	327
Kansas City	10	6	0	.625	356	326
Seattle	10	6	0	.625	366	293
L.A. Raiders	8	8	0	.500	323	346
San Diego	4	12	0	.250	335	396

Washington defeated the L.A. Rams, 19-7, in the NFC wild card. Washington defeated Chicago, 27-13, and the N.Y. Giants defeated San Francisco, 49-3, in the NFC playoffs. The N.Y. Giants defeated Washington, 17-0, for the NFC title. The N.Y. Jets defeated Kansas City, 35-15, in the AFC wild card. Cleveland defeated the N.Y. Jets, 23-20, and Denver defeated New England, 22-17, in the AFC playoffs. Denver defeated Cleveland, 23-20 (OT), for the AFC title. N.Y. Giants defeated Denver, 39-20, for the NFL title in Super Bowl XXI.

IN 1986: The space shuttle Challenger explodes after launch at Cape Canaveral, killing all seven aboard.

1987

USUAL STARTING LINE UP

OFFENSE

WR 82	Pete Mandley
LT 75	Lomas Brown
LG 53	Scott Barrows
C 52	Steve Mott
RG 61	Kevin Glover
RT 73	Harvey Salem
TE 84	Rob Rubick
WR 89	Jeff Chadwick
QB 16	Chuck Long
RB 32	Garry James
FB 30	James Jones

DEFENSE

LE 76	Eric Williams
NT 93	Jerry Ball
RE 77	Keith Ferguson
LB 59	Jimmy Williams
LB 51	Shelton Robinson
LB 98	Dennis Gibson
LB 55	Michael Cofer
CB 29	Bruce McNorton
CB 40	Duane Galloway
SS 34	James Griffin
FS 45	Raphael Cherry

TEAM STATISTICS

	Detroit	(Avg.)	Opps	(Avg.)
TOTAL YARDS	4391	292.7	5273	351.5
RUSHING YARDS	1435	95.7	2070	138.0
PASSING YARDS	2956	197.1	3203	213.5
POINTS SCORED	269	17.9	384	25.6

1987 RESULTS (4-11-0) 5th

Darryl Rogers, Coach

Date	Opponent	Crowd	W-L-T	Score
9-13	Minnesota	57,061	L	19-34
9-20	LA Raiders	50,300	L	7-27
9-27	Chicago	Cancelled	Players' Strike	
10-4	Tampa Bay	4,919*	L	27-31
10-11	Green Bay	35,779	W†	19-16
10-18	Seattle	8,310*	L	14-37
10-25	Green Bay	27,278*	L	33-34
11-1	Denver	75,172	L	0-34
11-8	Dallas	45,325*	W	27-17
11-15	Washington	53,593	L	13-20
11-22	Chicago	63,357	L	10-30
11-26	Kansas City	43,820*	L	20-27
12-6	LA Rams	33,413*	L	16-37
12-13	Tampa Bay	41,699	W	20-10
12-20	Minnesota	27,693*	L	14-17
12-27	Atlanta	13,906	W	30-13

LION LEADERS

RUSHING James Jones - 96 att. - 342 yards - 0 TD; **PASSING** Chuck Long - 416 att. - 232 comp. - 2598 yds. - 11 TD - 20 int.; **RECEIVING** Pete Mandley - 58 rec. - 720 yards - 7 TD; **SCORING** Ed Murray - 81 points (20 FG's, 21 PAT's); **PUNT** RET Pete Mandley - 23 ret. - 250 yards - 10.9 avg. - 0 TD; **KO RET** Gary Lee - 32 ret. - 719 yards - 22.5 avg. - 0 TD; **PUNTING** Jim Arnold - 46 punts - 2007 yards - 43.6 avg. - 1n20; **INTS** James Griffin - 6 int. - 130 yards - 0 TD; **TACKLES** Dennis Gibson - 82 total - 68 solo - 14 assists; **QB SACKS** Michael Cofer - 8.5 sacks - 78 yards

HONOR ROLL

MVP Pete Mandley (Offense), mmy Williams (Defense), Paul Butcher (Special Teams)
PRO-BOWL Jim Arnold (P)

1987 NFL STANDINGS

NATIONAL CONFERENCE

Central Division

	W	L	T	Pct.	Pts.	OP
Chicago	11	4	0	.733	356	282
Minnesota	8	7	0	.533	336	335
Green Bay	5	9	1	.367	255	300
Tampa Bay	4	11	0	.267	266	360
DETROIT	4	11	0	.267	269	364

Eastern Division

	W	L	T	Pct.	Pts.	OP
Washington	11	4	0	.733	379	265
Dallas	7	8	0	.467	340	346
St. Louis	7	8	0	.467	362	366
Philadelphia	7	8	0	.467	337	380
N.Y. Giants	6	9	0	.400	280	312

Western Division

	W	L	T	Pct.	Pts.	OP
San Francisco	13	2	0	.867	459	253
New Orleans	12	3	0	.800	422	253
L.A. Rams	6	9	0	.400	317	361
Atlanta	3	12	0	.200	205	436

AMERICAN CONFERENCE

Central Division

	W	L	T	Pct.	Pts.	OP
Cleveland	10	5	0	.667	390	239
Houston	9	6	0	.600	345	349
Pittsburgh	8	7	0	.533	265	299
Cincinnati	4	11	0	.267	285	370

Eastern Division

	W	L	T	Pct.	Pts.	OP
Indianapolis	9	6	0	.600	300	238
New England	8	7	0	.533	320	293
Miami	8	7	0	.533	362	335
Buffalo	7	8	0	.467	270	305
N.Y. Jets	6	9	0	.400	334	360

Western Division

	W	L	T	Pct.	Pts.	OP
Denver	10	4	1	.700	379	268
Seattle	9	6	0	.600	371	314
San Diego	8	7	0	.533	253	317
L.A. Raiders	5	10	0	.333	301	269
Kansas City	4	11	0	.267	273	388

Minnesota defeated New Orleans, 44-10, in the NFC wild card. Minnesota defeated San Francisco, 36-24, and the Washington Redskins defeated Chicago, 21-17, in the NFC playoffs. Washington defeated Minnesota, 17-10, for the NFC title. Houston defeated Seattle, 23-20 (OT), in the AFC wild card. Cleveland defeated Indianapolis, 38-21, and the Denver Broncos defeated Houston, 34-10, in the AFC playoffs. Denver defeated Cleveland, 38-33, for the AFC title. Washington defeated Denver, 42-10, for the NFL title in Super Bowl XXII.

IN 1987: Jewels are retrieved from the wreckage of the oceanliner Titanic.

1988

USUAL STARTING LINE UP

OFFENSE

WR 82	Pete Mandley
LT 75	Lomas Brown
LG 53	Kevin Glover
C 52	Steve Mott
RG 74	Joe Milinchik
RT 73	Harvey Salem
TE 87	Pat Carter
WR 89	Jeff Chadwick
QB 12	Rusty Hilger
RB 32	Garry James
FB 30	James Jones

DEFENSE

LE 76	Eric Williams
NT 93	Jerry Ball
RE 77	Keith Ferguson
LB 58	George Jamison
LB 54	Chris Spielman
LB 98	Dennis Gibson
LB 55	Michael Cofer
CB 43	David Holmes
CB 29	Bruce McNorton
SS 36	Bennie Blades
FS 31	Devon Mitchell

TEAM STATISTICS

	Detroit	(Avg.)	Opps	(Avg.)
TOTAL YARDS	3405	212.8	5316	332.3
RUSHING YARDS	1243	77.7	2037	127.3
PASSING YARDS	2162	135.1	3279	204.9
POINTS SCORED	220	13.8	313	19.6

1988 RESULTS (4-12-0) 4th

Darryl Rogers, Coach (2-9-0)

Date	Opponent	Crowd	W-L-T	Score
9-4	Atlanta	31,075*	W	31-17
9-11	LA Rams	46,262	L	10-17
9-18	New Orleans	32,943*	L	14-22
9-25	NY Jets	29,250*	L	10-17
10-2	San Francisco	58,285	L	13-20
10-9	Chicago	64,526*	L	7-24
10-16	NY Giants	74,813	L	10-30
10-23	Kansas City	66,926	W	7-6
10-30	NY Giants	38,354*	L†	10-13
11-6	Minnesota	55,573	L	17-44
11-13	Tampa Bay	25,956*	L	20-23

Wayne Fontes, Interim Coach (2-3-0)

Date	Opponent	Crowd	W-L-T	Score
11-20	Green Bay (M)	44,327	W	19-9
11-24	Minnesota	46,479*	L	0-23
12-4	Green Bay	28,124*	W	30-14
12-11	Chicago	55,010	L	12-13
12-18	Tampa Bay	37,7789	L	10-21

LION LEADERS

RUSHING Garry James - 182 att. - 552 yards - 5 TD's; **PASSING** Rusty Hilger - 306 att. - 126 comp. - 1558 yards - 7 TD - 12 int.; **RECEIVING** Pete Mandley - 44 rec. - 617 yards - 4 TD's; **SCORING** Ed Murray - 82 points (20 FG's, 22 PAT's); **PUNT RET** Pete Mandley - 37 ret. - 287 yards - 7.8 avg. - 0 TD; **KO RET** Gary Lee - 18 ret. - 355 yards - 19.7 avg. - 1 TD; **PUNTING** Jim Arnold - 97 punts - 4110 yards - 42.4 avg. - 22 In20; **INTS** Devon Mitchell & George Jamison - 3 each; **TACKLES** Chris Spielman - 153 total - 118 solo - 35 asst.; **QB SACKS** Michael Cofer - 12.0 sacks - 88 yards

HONOR ROLL

MVP Rusty Hilger (Offense), Michael Cofer (Defense), George Jamison (Special Teams)
PRO-BOWL Jim Arnold (P), Michael Cofer (LB)

1988 NFL STANDINGS

NATIONAL CONFERENCE

Central Division

	W	L	T	Pct.	Pts.	OP
Chicago	12	4	0	.750	312	215
Minnesota	11	5	0	.688	406	233
Tampa Bay	5	11	0	.313	216	350
DETROIT	4	12	0	.250	220	313
Green Bay	4	12	0	.250	240	315

Eastern Division

	W	L	T	Pct.	Pts.	OP
Philadelphia	10	6	0	.625	379	319
New York Giants	10	6	0	.625	359	304
Washington	7	9	0	.436	345	367
Phoenix	7	9	0	.438	344	398
Dallas	3	13	0	.168	265	361

Western Division

	W	L	T	Pct.	Pts.	OP
San Francisco	10	6	0	.625	369	294
Los Angeles Rams	10	6	0	.625	407	293
New Orleans	10	6	0	.625	312	283
Atlanta	5	11	0	.313	244	315

Minnesota defeated the L.A. Rams, 28-17, in the NFC wild card. San Francisco defeated Minnesota, 34-9, and Chicago defeated Philadelphia, 20-12, in the NFC playoffs. San Francisco defeated Chicago, 28-3, for the NFC title. Houston defeated Cleveland, 24-23, in the AFC wild card. Buffalo defeated Houston, 17-10, and Cincinnati defeated Seattle, 21-13, in the AFC playoffs. Cincinnati defeated Buffalo, 21-10, for the AFC title. San Francisco defeated Cincinnati, 20-16, for the NFL title in Super Bowl XXIII.

AMERICAN CONFERENCE

Central Division

	W	L	T	Pct.	Pts.	OP
Cincinnati	12	4	0	.750	446	329
Cleveland	10	6	0	.625	304	288
Houston	10	6	0	.625	424	365
Pittsburgh	5	11	0	.313	336	421

Eastern Division

	W	L	T	Pct.	Pts.	OP
Buffalo	12	4	0	.750	329	237
Indianapolis	9	7	0	.563	354	315
New England	9	7	0	.563	250	284
New York Jets	8	7	1	.531	372	354
Miami	6	10	0	.375	319	380

Western Division

	W	L	T	Pct.	Pts.	OP
Seattle	9	7	0	.563	339	329
Denver	8	8	0	.500	327	352
L. A. Raiders	7	9	0	.436	325	369
San Diego	6	10	0	.375	231	332
Kansas City	4	11	1	.261	254	320

IN 1988: Vice-President George Bush sweeps 40 states, defeating Michael Dukakis in the U.S. Presidential election.

1989

USUAL STARTING LINE UP

OFFENSE

XR	82	Robert Clark
WR	84	Richard Johnson
LT	75	Lomas Brown
LG	65	Eric Andolsek
C	53	Kevin Glover
RG	67	Ken Dallafior
RT	73	Harvey Salem (8)
	64	Eric Sanders (7)
YR	24	Jason Phillips (6)
	81	Stacey Mobley (5)
ZR	87	Walter Stanley
QB	9	Rodney Peete
SB	20	Barry Sanders

DEFENSE

LE	76	Eric Williams
NT	93	Jerry Ball
RE	97	Kevin Brooks
LB	59	Jimmy Williams
LB	54	Chris Spielman
LB	57	Victor Jones (9)
	98	Dennis Gibson (6)
LB	55	Michael Cofer (7)
	58	George Jamison (6)
CB	21	Terry Taylor
CB	43	Jerry Holmes
SS	36	Bennie Blades
FS	35	William White

TEAM STATISTICS

	Detroit	(Avg.)	Opps	(Avg.)
TOTAL YARDS	4992	312.0	5537	346.1
RUSHING YARDS	2053	128.3	1621	101.3
PASSING YARDS	2939	183.7	3916	244.8
POINTS SCORED	312	19.5	364	22.8

1989 RESULTS (7-9-0) 3rd

Wayne Fontes, Coach

Date	Opponent	Crowd	W-L-T	Score
9-10	Phoenix	36,735*	L	13-16
9-17	NY Giants	76,021	L	14-24
9-24	Chicago	71,148*	L	27-47
10-1	Pittsburgh	43,804*	L	3-23
10-8	Minnesota	55,380*	L	17-24
10-15	Tampa Bay	46,225*	W	17-16
10-22	Minnesota	51,579*	L	7-20
10-29	Green Bay	53,731	L	20-23†
11-5	Houston	46,056	L	31-35
11-12	Green Bay	44,324*	W	31-22
11-19	Cincinnati	55,720	L	7-42
11-23	Cleveland	65,624*	W	13-10
12-3	New Orleans	38,550*	W	21-14
12-10	Chicago	52,650	W	27-17
12-17	Tampa Bay	40,362*	W	33-7
12-24	Atlanta	7,792	W	31-24

† Overtime

LION LEADERS

RUSHING Barry Sanders - 280 att. - 1470 yards - 14 TD's; **PASSING** Bob Gagliano - 232 att. - 117 comp. - 1671 yds. - 6 TD's - 12 int.; **RECEIVING** Richard Johnson - 70 rec. - 1091 yards - 8 TD's; **SCORING** Ed Murray - 96 points (20 FG's, 26 PAT's); **PUNT RET** Walter Stanley - 36 ret. - 496 yards - 13.8 avg. - 0 TD's; **KO RET** Mel Gray - 24 ret. - 640 yards - 26.7 avg. - 0 TD's; **PUNTING** Jim Arnold - 82 punts - 3538 yards - 43.1 avg. - 15 In20; **INTS** Jerry Holmes - 6 int. - 77 yards - 1 TD; **TACKLES** Chris Spielman - 125 total - 89 solo - 36 assists; **QB SACKS** Michael Cofer - 9.5 sacks - 60 yards

HONOR ROLL

MVP Barry Sanders (Offense), Jerry Ball (Defense), Toby Caston (Special Teams)
PRO-BOWL Jerry Ball (NT), Eddie Murray (K), Barry Sanders (RB), Chris Spielman (LB)

1989 NFL STANDINGS

NATIONAL CONFERENCE

	W	L	T	Pct.	Pts.	OP
Minnesota	10	6	0	.625	351	275
Green Bay	10	6	0	.625	362	356
DETROIT	7	9	0	.438	312	364
Chicago	6	10	0	.375	356	377
Tampa Bay	5	11	0	.313	320	419

Eastern Division

	W	L	T	Pct.	Pts.	OP
N.Y. Giants	12	4	0	.750	348	252
Philadelphia	11	5	0	.688	342	274
Washington	10	6	0	.625	386	308
Phoenix	5	11	0	.313	256	377
Dallas	1	15	0	.063	204	393

Western Division

	W	L	T	Pct.	Pts.	OP
San Francisco	14	2	0	.875	442	253
L.A. Rams	11	5	0	.686	426	344
New Orleans	9	7	0	.563	386	301
Atlanta	3	13	0	.186	279	437

AMERICAN CONFERENCE

Central Division

	W	L	T	Pct.	Pts.	OP
Cleveland	9	6	1	.594	334	254
Houston	9	7	0	.563	365	412
Pittsburgh	9	7	0	.563	265	326
Cincinnati	8	8	0	.500	404	285

Eastern Division

	W	L	T	Pct.	Pts.	OP
Buffalo	9	7	0	.563	409	317
Indianapolis	8	8	0	.500	298	301
Miami	8	8	0	.500	331	379
New England	5	11	0	.313	297	391
N.Y. Jets	4	12	0	.250	253	411

Western Division

	W	L	T	Pct.	Pts.	OP
Denver	11	5	0	.688	362	226
Kansas City	8	7	1	.531	318	286
L.A. Raiders	8	8	0	.500	315	297
Seattle	7	9	0	.438	241	327
San Diego	6	10	0	.375	266	290

The Los Angeles Rams defeated Philadelphia, 21-7, in the NFC wild card. The L.A. Rams defeated the New York Giants, 19-13, in overtime and San Francisco defeated Minnesota, 41-13, in the NFC playoffs. San Francisco defeated the L.A. Rams, 30-3, for the NFC title. Pittsburgh defeated Houston, 28-23, in overtime in the AFC wild card. Denver defeated Pittsburgh, 24-23, and Cleveland defeated Buffalo, 34-30, in the AFC playoffs. Denver defeated Cleveland, 37-21, for the AFC title. The San Francisco 49ers defeated the Denver Broncos, 55-10, for the NFL title in Super Bowl XXIV.

IN 1989: Earthquake measuring 7.1 on Richter scale hits Northern California killing 61 and leaving thousands homeless.

1990

USUAL STARTING LINE UP

OFFENSE

XR 82	Robert Clark
WR 84	Richard Johnson
LT 75	Lomas Brown
LG 65	Eric Andolsek
C 53	Kevin Glover
RG 67	Ken Dallafior
RT 73	Harvey Salem
YR 87	Jeff Campbell (8)
83	Aubrey Matthews (6)
ZR 81	Mike Farr (8)
81	Terry Greer (8)
QB 9	Rodney Peete
SB 20	Barry Sanders

DEFENSE

LE 70	Dan Owens
NT 93	Jerry Ball
RE 77	Keith Ferguson
LB 59	Jimmy Williams (9)
58	George Jamison (7)
LB 54	Chris Spielman
LB 98	Dennis Gibson
LB 55	Michael Cofer
CB 29	Bruce McNorton (8)
39	Ray Crockett (6)
CB 25	LeRoy Irvin
SS 35	William White
FS 36	Bennie Blades

TEAM STATISTICS

	Detroit	(Avg.)	Opps	(Avg.)
TOTAL YARDS	4984	311.5	5734	358.4
RUSHING YARDS	1929	120.6	2388	149.3
PASSING YARDS	3055	190.9	3346	209.1
POINTS SCORED	373	23.3	413	25.8

1990 RESULTS (6-10-0) 3rd

Wayne Fontes, Coach

Date	Opponent	Crowd	W-L-T	Score
9-9	Tampa Bay	54,728*	L	21-38
9-16	Atlanta	48,961*	W	21-14
9-23	Tampa Bay	55,075	L	20-23
9-30	Green Bay	64,509*	L	21-24
10-7	Minnesota	57,586	W	34-27
10-14	Kansas City	74,312	L	24-43
10-28	New Orleans	64,368	W	27-10
11-4	Washington	69,326*	L	38-41
11-11	Minnesota	68,264*	L	7-17
11-18	NY Giants	76,109	L	0-20
11-22	Denver	73,896*	W	40-27
12-2	Chicago	62,313	L	17-23
# 12-10	L.A. Raiders	72,190*	L	31-38
12-16	Chicago	67,759*	W	38-21
12-22	Green Bay	46,700	W	24-17
12-30	Seattle	50,681	L	10-30

LION LEADERS

RUSHING Barry Sanders - 255 att. - 1304 yards - 13 TD's; **PASSING** Rodney Peete - 271 att. - 142 comp. - 1974 yds. - 13 TD's - 8 int.; **RECEIVING** Richard Johnson - 64 rec. - 727 yards - 6 TD's; **SCORING** Barry Sanders - 96 points (16 TD's); **PUNT RET** Mel Gray - 34 ret. - 362 yards - 10.6 avg. - 0 TD's; **KO RET** Mel Gray - 41 ret. - 939 yards - 22.9 avg. - 0 TD's; **PUNTING** Jim Arnold - 63 punts - 2560 yards - 40.6 avg. - 10 int's; **INTS** William White - 5 int's - 120 yards - 24.0 avg. - 1 TD; **TACKLES** Chris Spielman - 108 total - 79 solo - 29 assists; **QB SACKS** Michael Cofer - 10.0 sacks - 57 yards

HONOR ROLL

MVP Barry Sanders (Offense), Michael Cofer (Defense), Niko Noga (Special Teams)
PRO-BOWL Jerry Ball (NT), Lomas Brown (T), Mel Gray (KR), Barry Sanders (RB), Chris Spielman (LB)

1990 NFL STANDINGS

NATIONAL CONFERENCE

Central Division

	W	L	T	Pct.	Pts.	OP
Chicago	11	5	0	.688	348	260
Tampa Bay	6	10	0	.375	264	367
DETROIT	6	10	0	.375	373	413
Green Bay	6	10	0	.375	271	347
Minnesota	6	10	0	.375	351	326

Eastern Division

	W	L	T	Pct.	Pts.	OP
NY Giants	13	3	0	.813	335	211
Philadelphia	10	6	0	.625	396	299
Washington	10	6	0	.625	381	301
Dallas	7	9	0	.438	244	308
Phoenix	5	11	0	.313	268	396

Western Division

	W	L	T	Pct.	Pts.	OP
San Francisco	14	2	0	.875	353	239
New Orleans	8	8	0	.500	274	275
L.A. Rams	5	11	0	.313	345	412
Atlanta	5	11	0	.313	348	365

AMERICAN CONFERENCE

Central Division

	W	L	T	Pct.	Pts.	OP
Cincinnati	9	7	0	.563	360	352
Houston	9	7	0	.563	405	307
Pittsburgh	9	7	0	.563	292	240
Cleveland	3	13	0	.188	22	462

Eastern Division

	W	L	T	Pct.	Pts.	OP
Buffalo	13	3	0	.813	428	263
Miami	12	4	0	.750	336	242
Indianapolis	7	9	0	.438	281	353
New York Jets	6	10	0	.375	295	345
New England	1	15	0	.063	181	446

Western Division

	W	L	T	Pct.	Pts.	OP
L.A. Raiders	12	4	0	.813	428	263
Kansas City	11	5	0	.688	369	257
Seattle	9	7	0	.563	306	386
San Diego	6	10	0	.375	315	281
Denver	5	11	0	.313	331	374

Washington defeated Philadelphia, 20-6, and Chicago defeated New Orleans, 16-6, in NFC wild card. San Francisco defeated Washington, 28-10, and NY Giants defeated Chicago, 31-3, in NFC playoffs. NY Giants defeated San Francisco, 15-13, for NFC title. Cincinnati defeated Houston, 41-14, and Miami defeated Kansas City, 17-16, in AFC wild card. Buffalo defeated Miami, 44-34, and L.A. Raiders defeated Cincinnati, 20-10, in AFC playoffs. Buffalo defeated L.A. Raiders, 51-3, for AFC title. NY Giants defeated Buffalo, 20-19, for the NFL title in Super Bowl XXV.

IN 1990: South African government frees Nelson Mandela after more than 27 years in prison.

1991

USUAL STARTING LINE UP

OFFENSE

XR	86	Willie Green
WR	80	Brett Perriman
LT	75	Lomas Brown
LG	65	Eric Andolsek
C	53	Kevin Glover
RG	60	Mike Utley
RT	64	Eric Sanders
YR	81	Mike Farr
ZR	82	Robert Clark
QB	9	Rodney Peete (8)
	12	Erik Kramer (8)
SB	20	Barry Sanders

DEFENSE

LE	92	Marc Spindler
NT	93	Jerry Ball
RE	90	Dan Owens
LB	58	George Jamison
LB	54	Chris Spielman
LB	98	Dennis Gibson
LB	99	Tracy Hayworth
CB	39	Ray Crockett
CB	24	Melvin Jenkins
SS	35	William White
FS	36	Bennie Blades

TEAM STATISTICS

	Detroit	(Avg.)	Opps	(Avg.)
TOTAL YARDS	4781	298.8	5033	314.6
RUSHING YARDS	1923	120.2	1747	109.2
PASSING YARDS	2858	178.6	3286	205.4
POINTS SCORED	339	21.2	295	18.4

1991 RESULTS (12-4-0) 1st

Wayne Fontes, Coach

Date	Opponent	Crowd	W-L-T	Score
9-1	Washington	52,958	L	0-45
9-8	Green Bay	43,132*	W	23-14
9-15	Miami	56,896*	W	17-13
9-22	Indianapolis	53,396	W	33-24
9-29	Tampa Bay	44,479*	W	31-3
10-6	Minnesota	63,423*	W	24-20
10-20	San Francisco	61,240	L	3-35
# 10-27	Dallas	74,906*	W	34-10
11-3	Chicago	57,281	L	10-20
11-10	Tampa Bay	37,742	L	21-30
11-17	L.A. Rams	60,873*	W	21-10
11-24	Minnesota	51,644	W	34-14
# 11-28	Chicago	78,797*	W	16-6
12-8	N.Y. Jets	69,304*	W	34-20
12-15	Green Bay	43,881	W	21-17
12-22	Buffalo	78,059	W	17-14OT

NFC Playoffs

1-5	Dallas	79,835*	W	38-6
1-12	Washington	55,585	L	10-45

LION LEADERS

RUSHING Barry Sanders - 342 att. - 1548 yds. - 16 TD's; **PASSING** Erik Kramer - 265 att. - 136 comp. - 1635 yds. - 11 TD's - 8 int.; **RECEIVING** Brett Perriman - 52 rec. - 668 yds. - 1 TD; **SCORING** Barry Sanders - 102 points (17 TD's); **PUNT** RET Mel Gray - 25 ret. - 385 yards - 15.4 avg. - 1 TD; **KO RET** Mel Gray - 36 ret. - 929 yards - 25.8 avg. - 0 TD's; **PUNTING** Jim Arnold - 75 punts - 3092 yards - 41.2 avg. - 27 In20; **INTS** Ray Crockett - 6 int's - 141 yards - 1 TD; **TACKLES** Chris Spielman - 126 total - 84 solo - 42 assists; **QB SACKS** Jeff Hunter - 6.0 sacks - 53 yards

HONOR ROLL

MVP Barry Sanders (Offense), George Jamison (Defense), Mel Gray (Special Teams)
PRO-BOWL Jerry Ball (NT), Bennie Blades (DB), Lomas Brown (T), Mel Gray (KR), Barry Sanders (RB), Chris Spielman (LB)

1991 NFL STANDINGS

NATIONAL CONFERENCE

Central Division

	W	L	T	Pct.	Pts.	OP
DETROIT	12	4	0	.750	339	295
Chicago	11	5	0	.688	299	269
Minnesota	8	8	0	.500	301	306
Green Bay	4	12	0	.250	273	313
Tampa Bay	3	13	0	.188	199	365

Eastern Division

	W	L	T	Pct.	Pts.	OP
Washington	14	2	0	.875	485	224
Dallas	11	5	0	.688	342	310
Philadelphia	10	6	0	.625	285	244
N.Y. Giants	8	8	0	.500	281	297
Phoenix	4	12	0	.250	196	344

Western Division

	W	L	T	Pct.	Pts.	OP
New Orleans	11	5	0	.688	341	211
Atlanta	10	6	0	.625	361	338
San Francisco	10	6	0	.625	393	239
L.A. Rams	3	13	0	.188	234	390

AMERICAN CONFERENCE

Central Division

	W	L	T	Pct.	Pts.	OP
Houston	11	5	0	.688	386	251
Pittsburgh	7	9	0	.438	292	344
Cleveland	6	10	0	.375	293	298
Cincinnati	3	13	0	.188	263	435

Eastern Division

	W	L	T	Pct.	Pts.	OP
Buffalo	13	3	0	.813	448	318
N.Y. Jets	8	8	0	.500	314	293
Miami	8	8	0	.500	343	349
New England	6	10	0	.375	211	305
Indianapolis	1	15	0	.063	143	381

Western Division

	W	L	T	Pct.	Pts.	OP
Denver	12	4	0	.750	304	235
Kansas City	10	6	0	.625	322	252
L.A. Raiders	9	7	0	.563	298	297
Seattle	7	9	0	.438	276	261
San Diego	4	12	0	.250	274	342

Atlanta defeated New Orleans, 27-20, and Dallas defeated Chicago, 17-13, in NFC wild card. Washington defeated Atlanta, 24-7, and Detroit defeated Dallas, 38-6, in NFC playoffs. Washington defeated Detroit, 45-10, for NFC title. Kansas City defeated L.A. Raiders, 10-6, and Houston defeated NY Jets, 17-10, in AFC wild card. Buffalo defeated Kansas City, 37-14, and Denver defeated Houston, 26-24, in AFC playoffs. Buffalo defeated Denver, 10-7, for AFC title. Washington defeated Buffalo, 37-24, for the NFL title in Super Bowl XXVI.

IN 1991: In Operation Desert Storm, Unified U.N. Forces drive Iraqi troops out of Kuwait.



The History Book

A Brief History of the Lions

The Lions "Restored the Roar" in 1991, winning a franchise record 12 regular season games. Detroit hosted its first playoff game in the Silverdome and defeated Dallas 38-6, Detroit's first playoff victory since 1957. The win gave the Lions a berth in the NFC title game, where Detroit fell to the eventual Super Bowl Champion Washington Redskins.

The team's success was highlighted by several individual accomplishments. All-Pro running back Barry Sanders set new team records with 1,548 rushing yards and 16 rushing touchdowns and made his third straight Pro Bowl appearance. Return specialist Mel Gray became the first player in NFL history to lead the league in both kickoff and punt return average in the same season. The Lions sent a total of six players to the Pro Bowl. In addition to Gray and Sanders, other Pro Bowl Lions were Jerry Ball, Bennie Blades, Lomas Brown and Chris Spielman. The triumphs and improvements accomplished in 1991 all point to a young Detroit Lions' team headed in a winning direction as the club enters its 59th season in the Motor City.

Detroit welcomed the Lions in 1934, but it was not the area's first look at professional football.

In 1920, the Detroit *Heralds* were a charter member of the American Professional Football Association, which was the original name of the present NFL, but the club folded after two years. Then, the Detroit Panthers appeared in 1925. They also folded after two seasons. In 1928, the Detroit Wolverines were formed, but they failed after just one year.

In 1930, the then 10-year-old National Football League added a franchise from Portsmouth, Ohio, called the Spartans. After four seasons, the team was purchased for less than \$8,000 by Detroit radio executive George A. Richards and moved to the Motor City.

Playing in the University of Detroit Stadium before average crowds of 16,000 people, the new Detroit Lions won the NFL Championship in their second year, 1935. Under the leadership of Coach "Potsy" Clark and stars like Hall of Famer "Dutch" Clark, Ernie Caddel, George Christensen, "Ace" Gutowsky, Glenn Presnell and "Ox" Emerson, the early Lions established pro football in Detroit.

In 1940, Chicagoan Fred Mandel bought the club. Lions' stars of that era were Hall of Famers Bill Dudley and Alex Wojciechowicz, John Green, "Whizzer" White, Frank Sinkwich and "Camp" Wilson. The team was sold eight years later to a group of local businessmen under the leadership of Edwin J. Anderson. The Detroit syndicate controlled the club until 1964 when William Clay Ford became sole owner for a price of \$4.5 million.

The Lions dominated the NFL in the 1950s with four division titles and three League championships. Under Head Coach Buddy Parker, the team won back-to-back world crowns in 1952 and 1953, defeating Cleveland in both title games. Stars of those glittering teams were Hall of Famers Bobby Layne, Jack Christiansen and Doak Walker, and Les Bingham, Cloyce Box, Leon Hart and Bob Hoernschmeyer. The Detroit-Cleveland battles of the era were classic confrontations between two giants of the blossoming NFL.

Since their last title in 1957 under the coaching of George Wilson, the Lions have been looking in vain for the top spot. Such recent performers as Joe Schmidt, Yale Lary, Dick "Night Train" Lane, John Henry Johnson and Lem Barney have been elected to the Hall of Fame. Outstanding players like Wayne Walker, Mike Lucci, Nick Pietrosante, Roger Brown, Terry Barr, Mel Farr, Charlie Sanders, Dexter Bussey, Billy Sims and Doug English have taken their places in the annals of pro football in Detroit.

In 1967, Schmidt began the first of six seasons as head coach of the Lions. His 1970 team made the post-season playoffs, but lost in the first round to Dallas by the baseball-like score of 5-0.

Just prior to the '75 season, the Lions moved into a new, domed stadium in Pontiac, Michigan, a town of 85,000 people located 30 miles north of Detroit. The Silverdome is the world's largest air-supported domed structure and seats over 80,000 spectators under a fiberglass roof.

Under Monte Clark's direction, the Lions narrowly missed playoff berths in both 1980 and 1981, before finally qualifying in 1982 — the first time the Lions made the playoffs since 1970. Detroit captured the NFC Central Division crown in 1983, but stumbled in the playoffs with a 24-23 loss to San Francisco.

Darryl Rogers took over the Lions' command in 1985 but was replaced on an interim basis by Defensive Coordinator Wayne Fontes in November, 1988. Fontes officially was named the 17th head coach of the Detroit Lions on December 22, 1988.

Significant Dates in Lions' History

June 30, 1934	G.A. Richards purchases Portsmouth, Ohio, franchise and moves team to Detroit.
Sept. 23, 1934	Lions play first NFL game, beat New York Giants 9-0 at Univ. of Detroit Stadium before 12,000.
Nov. 25, 1934	Lions suffer first defeat, 3-0, to Green Bay, after winning ten straight including seven consecutive shutouts.
Nov. 29, 1934	Lions play first of traditional Thanksgiving Day home games, losing to the Bears, 19-16, before 26,000.
Dec. 9, 1935	Lions defeat New York Giants, 26-7, for first Championship.
Sept. 9, 1938	Lions play first game in new home, Briggs Stadium.
Feb. 10, 1943	Gus Dorais named head coach of Lions, after a long and successful career at the University of Detroit.
Jan. 15, 1948	Syndicate headed by Edwin J. Anderson purchases Detroit franchise for \$165,000 and names "Bo" McMillan general manager and head coach.
Dec. 2, 1949	Anderson elected president of Lions.
Dec. 20, 1950	"Buddy" Parker succeeds McMillin as head coach.
Dec. 21, 1952	Lions defeat Los Angeles, 31-21, for NFL's National Conference title.
Dec. 28, 1952	Lions win first Championship since 1935 on a 17-7 victory over the Browns in Cleveland before 50,934.
Dec. 27, 1953	Detroit wins second straight Championship on 17-16 decision over Cleveland in Detroit before 54,577.
Aug. 12, 1957	Parker resigns suddenly as head coach and assistant coach George Wilson succeeds him the next day.
Dec. 28, 1957	Detroit claims fourth Championship on 59-14 victory over Cleveland before 55,263 in Detroit.
Jan. 23, 1961	William Clay Ford elected president of Lions.
Jan. 10, 1964	Ford takes over as Lions' sole owner after purchasing franchise for \$4.5 million.
Jan. 7, 1965	Harry Gilmer appointed head coach, replacing George Wilson.
Mar. 10, 1966	After 13 seasons, Joe Schmidt retires to become Lions' linebacker coach.
Jan. 11, 1967	Schmidt named Lions' head coach, succeeding Gilmer.
Dec. 26, 1970	Lions edged by Dallas, 5-0, in first playoff game since 1957.
Oct. 24, 1971	Chuck Hughes, wide receiver, dies on field during game after suffering a heart attack.
Jan. 12, 1973	Schmidt resigns as head coach.
Jan. 26, 1973	Don McCafferty named Lions' head coach.

- July 28, 1974 McCafferty dies of heart attack.
- Aug. 3, 1974 Rick Forzano named Lions' head coach.
- Aug. 23, 1975 Lions play first game in new home, Pontiac Silverdome.
- Oct. 4, 1976 Forzano resigns as head coach.
- Oct. 5, 1976 Tommy Hudspeth named interim head coach.
- Feb. 9, 1977 Hudspeth signs three-year contract as head coach.
- Jan. 11, 1978 Monte Clark named head coach and director of football operations.
- Apr. 29, 1980 Lions choose Oklahoma's Billy Sims first in the NFL draft.
- Jan. 8, 1983 Detroit qualifies for first playoff appearance in 12 seasons, but loses, 31-7, at Washington. The Redskins went on to win Super Bowl XVII.
- Dec. 31, 1983 A last-second field goal attempt fails as Detroit drops a 24-23 playoff game at San Francisco.
- Dec. 19, 1984 Monte Clark and his coaching staff are released.
- Feb. 6, 1985 Darryl Rogers is named head coach after a successful 20- year college coaching career.
- Nov. 13, 1988 Rogers is released from his duties as head coach.
- Nov. 14, 1988 Wayne Fontes is named interim head coach.
- Dec. 22, 1988 Fontes is named head coach.
- Dec. 26, 1989 General Manager Russ Thomas retired.
- Dec. 27, 1989 Chuck Schmidt is named Executive Vice-President and CEO.
- Dec. 22, 1991 Lions finish regular season with 12 wins, most in franchise history.
- Dec. 22, 1991 Lions clinch NFC Central Division championship, first since 1983.
- Jan. 5, 1992 Lions host first playoff game in the Silverdome and first home playoff game since 1957. Detroit defeats Dallas 38-6 for first playoff win since 1957.
- Jan. 12, 1992 Lions make their first appearance in NFC Championship Game, losing to the Redskins 41-10 in Washington.

Thanksgiving Day Series

Dating to 1934, the Detroit Lions have been a proud part of the American celebration of Thanksgiving. In all, 52 Thanksgiving games have been played. The Lions have won the last three, defeating the Cleveland Browns 13-10 in the Golden Anniversary game in 1989, the Denver Broncos 40-27 in 1990 and the Chicago Bears 16-6 last year. The game was the brainchild of G.A. Richards, the first owner of the Detroit Lions. Richards had purchased the team in 1934 and moved the Lions from Portsmouth, Ohio to the Motor City. At that time, Thanksgiving Day football was a tradition in the Midwest on the high school and college levels, but unheard of on the professional level. In fact, professional football played on any day back then was a risky proposition. The Lions were the new kids in town and had taken a backseat to the baseball Tigers. Despite the fact the Lions had lost just one game prior to the Thanksgiving Day in '34, the largest crowd that season had been just 15,000.

The opponent for the first Thanksgiving Day game - on Nov. 29, 1934 - was the undefeated, defending World Champion Chicago Bears of George Halas and the reigning star of that era, fullback Bronco Nagurski. The game would determine the champion of the Western Division. Richards had convinced the NBC Radio Network to carry the game coast-to-coast (94 stations), and additionally, an estimated 26,000 fans jammed into the University of Detroit Stadium while thousands of disappointed fans were turned away.

The Bears won the inaugural game, 19-16, but a classic was born. Since 1934, 51 Thanksgiving Day games have been played with Detroit leading the series at 26-24-2.

THANKSGIVING RESULTS

(Record: 26-24-2)

YEAR	OPPONENT	W-L-T	SCORE	FINAL RECORD	YEAR	OPPONENT	W-L-T	SCORE	FINAL RECORD
1934	Bears	L	16-19	10-3-0	1966	S.Franisco	L	14-41	4-9-1
1935	Bears	W	14- 2	7-3-2	1967	L.A. Rams	L	7-31	5-7-2
1936	Bears	W	13- 7	8-4-0	1968	Philadelphia	L	0-12	4-8-2
1937	Bears	L	0-13	7-4-0	1969	Minnesota	L	0-27	9-4-1
1938	Bears	W	14- 7	7-4-0	1970	Oakland	W	28-14	10-4-0
1939-44: Series Discontinued					1971	Kansas City	W	32-21	7-6-1
1945	Clev. Rams	L	21-28	7-3-0	1972	N.Y. Jets	W	37-20	8-5-1
1946	Boston	L	10-34	1-10-0	1973	Washington	L	20- 0	6-7-1
1947	Bears	L	14-34	3-9-0	1974	Denver	L	27-31	7-7-0
1948	Cardinals	L	14-28	2-10-0	1975	L.A. Rams	L	0-20	7-7-0
1949	Bears	L	7-28	4-8-0	1976	Buffalo	W	27-14	6-8-0
1950	Yanks	W	49-14	6-6-0	1977	Chicago	L	14-31	6-8-0
1951	Green Bay	W	52-35	7-4-1	1978	Denver	W	17-14	7-9-0
1952	Green Bay	W	48-24	9-3-0	1979	Chicago	W	20- 0	2-14-0
1953	Green Bay	W	34-15	10-2-0	1980	Chicago	L(OT)	17-23	9-7-0
1954	Green Bay	W	28-24	9-2-1	1981	Kansas City	W	27-10	8-8-0
1955	Green Bay	W	24-10	3-9-0	1982	N.Y. Giants	L	6-13	4-5-0
1956	Green Bay	L	20-24	9-3-0	1983	Pittsburgh	W	45- 3	9-7-0
1957	Green Bay	W	18- 6	8-4-0	1984	Green Bay	W	31-28	4-11-0
1958	Green Bay	W	24-14	4-7-1	1985	N.Y. Jets	W	31-20	7-9-0
1959	Green Bay	L	17-24	3-8-1	1986	Green Bay	L	40-44	5-11-0
1960	Green Bay	W	23-10	7-5-0	1987	Kansas City	L	20-27	4-11-0
1961	Green Bay	L	9-17	8-5-1	1988	Minnesota	L	0-23	4-12-0
1962	Green Bay	W	26-14	11-3-0	1989	Cleveland	W	13-10	7-9-0
1963	Green Bay	T	13-13	5-8-1	1990	Denver	W	40-27	6-10-0
1964	Chicago	L	24-27	7-5-2	1991	Chicago	W	16-6	12-4-0
1965	Baltimore	T	24-24	6-7-1					

Detroit Lions' Draft Since 1950

1950

BONUS CHOICE:

- HART, LEON
E, Notre Dame
1. WATSON, JOE
C, Rice
2. Choice to Cleveland
- 2B. McGRAW, THURMAN
T, Colorado
(From Philadelphia)
3. MURAKOWSKI, ART
B, Northwestern
4. KIELY, ERNIE
G, Texas-El Paso
5. FITKIN, HAL
B, Dartmouth
6. JASZEWSKI, FLOYD
T, Minnesota
7. LEVERMAN, BILL
B, St. Edward's
8. McALLISTER, RALPH
B, Minnesota
9. WOOD, ED
G, Detroit
10. MALCOLM, ROLAND
B, Gustavus Adolphus
11. WILSON, JACK
T, Ohio State
12. WALTERS, BUCKY
T, Brown
13. RYAN, JIM
B, San Francisco
14. SQUIRES, CLIFF
C, Nebraska Wesleyan
15. WORTHINGTON, TOM
B, Northwestern
16. GREINER, JERRY
C, Detroit
17. CALLAHAN, CONNIE
B, Morningside
18. STANSAUK, DON
T, Denver
19. CIFELLI, GUS
T, Notre Dame
20. DAVIS, FRED
E, Maryland
21. BREWER, GEORGE
B, Oklahoma
22. TATE, JIM
T, Purdue
23. HELLER, IRV
T, Boston U.
24. McDOWELL, JIM
G, William & Mary
25. GLICK, GENE
B, Michigan State
26. LEE, BOBBY COY
B, Texas
27. JOHNSON, ELBERT
E, Texas Tech
28. KARRAS, JOHNNY
B, Illinois
29. STEGER, RUSS
B, Illinois
30. DeROIN, RUBE
C, Oklahoma State

1951

1. Choice to Philadelphia
2. STANFEL, DICK
G, San Francisco
3. DIBBLE, DORNE
E, Michigan State
4. D'ALONZO, PETE
B, Villanova
5. DORAN, JIM
E, Iowa State
- 5B. TORGESON, LAVERN
C, Washington State
(From New York Yanks)
6. CHRISTIANSEN, JACK
B, Colorado State
7. MONSEN, BOB
T, Ohio State
8. RAKLOVITS, DICK
B, Illinois
9. Choice to Cleveland
10. SHOAF, JIM
G, Louisiana State
11. ANDERSON, FRANKIE
E, Oklahoma State
12. Choice to Cleveland
13. SIEGERT, WAYNE
T, Illinois
14. WITTMER, LEE
T, Detroit
15. HILL, JIMMIE
B, Tennessee
16. GEREMSKY, TED
E, Pittsburgh
17. MEISENHEIMER, DARRELL
B, Oklahoma State
18. WOLGAST, EDDIE
B, Arizona
19. HANSON, GORDY
T, Washington State
20. GIBBONS, HARRY
B, South Dakota State
21. BLOCK, KING
B, Idaho
22. FOLDBERG, DAN
E, Army
23. GABRIEL, DICK
B, Lehigh
24. BUKSAR, GEORGE
B, Purdue
25. HARRIS, DICK
C, Texas
26. KAZMIERSKI, FRANK
C, West Virginia
27. ALLIS, HARRY
E, Michigan
28. PEOT, DICK
T, South Dakota State
29. WOMACK, BRUCE
T, West Texas State
30. HORWATH, RON
B, Detroit
4. SUMMERALL, PAT
E, Arkansas
5. MILLER, BOB
T, Virginia
6. COOPER, GORDON
E, Denver
7. GARDNER, WES
C, Utah
8. DUBLINSKI, TOM
B, Utah
9. GANDEE, SHERWIN
E, Ohio State
10. DOWDEN, STEVE
T, Baylor
11. FLOWERS, KEITH
C, Texas Christian
12. ROSHIO, JIM
B, Louisiana State
13. McDONALD, CARROLL
C, Florida
14. OLIVERSON, RAY
B, Brigham Young
15. BURGAMY, JOHN
G, Georgia
16. Choice to Cleveland
17. LAURICELLA, HANK
B, Tennessee
18. CAMPBELL, STAN
G, Iowa State
19. EARON, BLAINE
E, Duke
20. MAINS, GIL
T, Murray State
21. BOYKIN, ARNOLD
B, Mississippi
22. DAVID, JIM
E, Colorado State
23. MAXWELL, HAL
E, Mississippi
24. WERCKLE, BOB
T, Vanderbilt
25. BAILEY, BY
B, Washington State
26. TERRY, BUDDY
E, Stephen F. Austin
27. TROUT, BOB
E, Baylor
28. TURNER, HAL
E, Tennessee State
29. HUDSON, ART
B, Western Illinois
30. DILLON, RAY DON
B, Prairie View A&M

1953

1. SEWELL, HARLEY
G, Texas
2. GEDMAN, GENE
B, Indiana
3. Choice to Cleveland
4. ANE, CHARLIE
T, Southern California
5. Choice to Philadelphia
6. SPENCER, OLLIE
T, Kansas
7. SCHMIDT, JOE
C, Pittsburgh
1. Choice to Cleveland
2. Choice to Chicago Cardinals
3. LARY, YALE
B, Texas A&M

1952

8. CARPENTER, LEW
B, Arkansas
9. McCORMICK, CARLTON
C, Texas Christian
10. GASKIN, DREHER
E, Clemson
11. MESSENGER, ELMER
G, Washington State
12. SPENCER, LARRY
B, Wake Forest
13. THOMAS, BOB
E, Washington & Lee
14. BARGER, JACK
T, New Mexico
15. TOPOR, TED
B, Michigan
16. VOLONNINO, BOB
B, Army-Villanova
17. GREEN, RAY
T, Duke
18. Mioduszevski, ED
B, William & Mary
19. HELD, PAUL
B, San Diego State (Future)
20. HART, GERRY
T, Army-Mississippi State
21. TATA, BOB
B, Virginia
22. RETZLAFF, PETE
B, South Dakota State
23. KARILIVACZ, CARL
B, Syracuse
24. GRANT, TRUETT
T, Duke
25. BROWN, MARV
B, East Texas State
26. DOOLEY, JIM
C, Penn State
27. PARKER, JACKIE
B, Mississippi State
28. PEPPER, LAURIN
B, Southern Mississippi
29. RECTOR, HARLEY
T, Wayne State (Neb.)
30. MAUS, HAL
E, Montana

1954

1. CHAPMAN, DICK
T, Rice
2. NEAL, JIM
C, Michigan State
3. BOWMAN, BILL
B, William & Mary
4. STITTS, BILL
B, UCLA
(From Washington)
- 4B. McCANTS, HOWARD
E, Washington State
5. PAROZZO, GEORGE
T, William & Mary
6. DACUS, PENCE
B, Southwest Texas
(From Green Bay)
- 6B. KERCHER, DICK
B, Tulsa
7. CROSS, JACK
B, Utah
8. DAVID, MILT
B, UCLA
9. LAWSON, BOB
B, Cal Poly-SLO

10. CARROLL, JACK
E, Holy Cross
11. SCHWENK, MILT
T, Washington State
12. HARTMAN, BOB
T, Oregon State
13. SWIERCZEK, JIM
B, Marshall
14. NOVAK, RAY
B, Nebraska
15. HINDERLIDER, KIRK
E, Colorado State
16. CHUOKE, BOB
T, Houston
17. KASER, RICK
B, Toledo
18. HAYES, NORM
T, Idaho
19. GRAVES, BUSTER
T, Arkansas
20. DURRANT, JIM
G, Utah
21. KISTLER, JACK
B, Duke
22. BRUNDAGE, DEWEY
E, Brigham Young
23. SHANAFELT, JACK
T, Pennsylvania
24. BURROWS, BOBBY
G, Duke
25. WOIT, DICK
B, Arkansas State
26. GEORGE, JIM
T, Syracuse
27. RZESZUT, DICK
C, Benedictine
28. RUTSCHMAN, DOLPH
B, Linfield
29. BERTRAND, MEL
C, Idaho
30. HORTON, ELLIS
B, Eureka (Illinois)

1955

1. MIDDLETON, DAVE
B, Auburn
2. SALSBURY, JIM
G, UCLA
3. McCORD, DARRIS
T, Tennessee
4. MALLOY, GORDON
B, Miami
(From Washington)
- 4B. RILEY, LEE
B, Detroit
5. BROOKS, BUD
G, Arkansas
6. CHILDERS, ELIJAH
T, Prairie View A&M
7. ZAGERS, BERT
B, Michigan State
8. CUNNINGHAM, LEON
C, South Carolina
(From Pittsburgh)
- 8B. HOLLAND, LAMOINE
E, Rice
(From Cleveland)
- 8C. WALKER, BILL
E, Maryland
9. JENKINS, WALT
T, Wayne State
10. GASTALL, TOM
B, Boston U.

11. McDERMOTT, HERB
T, Iowa State
12. GOIST, DICK
B, Cincinnati
13. HENDERSON, DON
T, Utah
14. GAJDA, JERRY
B, Benedictine
15. ATKINS, GEORGE
G, Auburn
16. MARR, AL
E, Bradley
17. DON DALY
B, Eastern Kentucky
18. OLEKSTAK, PAT
B, Tennessee
19. MULLER, BOB
C, Eastern Kentucky
20. MAHAFFEY, FRED
B, Denver
21. WALTERS, JIM
T, Mississippi
22. ALBRECHT, GEORGE
B, Maryland
23. GALUSKA, GEORGE
B, Wyoming
24. FLACKE, BOB
G, Holy Cross
25. MILLER, DICK
T, Illinois
26. McDONALD, DUNCAN
B, Michigan
27. TROKA, MIKE
B, Trinity (Connecticut)
28. LOVELL, HARRY
G, South Carolina
29. DEARING, BILL
B, Florida
30. HATCH, CHARLEY
E, Utah State

1956

1. CASSADY, HOWARD
B, Ohio State
2. Choice to Los Angeles
3. McILHENNY, DON
B, Southern Methodist
4. REICHOW, JERRY
QB, Iowa
5. TRACY, TOM
B, Tennessee
6. LUSK, BOB
C, William & Mary
7. CRONIN, GENE
G, Pacific
8. POWELL, JACK
T, Texas A&M
9. JONES, CALVIN
G, Iowa
10. SILAS, JOE
DE, South Carolina
11. WACKER, LEW
B, Richmond
- 11B. SELEP, TOM
B, Maryland
(From Pittsburgh)
12. NUNNERY, BOB
T, Louisiana State
13. FERGUSON, O.K.
B, Louisiana State
14. FALLS, RONNIE
LB, Duke

Continued

15. ALLERT, HORACE
DE, Southwest Texas State
16. ZYDA, LEW
DE, Purdue
17. WIND, KEN
E, Houston
18. PETRARCA, EMIDIO
B, Boston College
19. VAUGHN, DALE
B, Virginia Military
20. STEPHENSON, JOE
E, Vanderbilt
21. BLECHEN, BOB
C, Whittier
22. MARAZZA, DICK
T, Clemson
23. GARRARD, BOB
B, Georgia
24. WALZ, JARV
E, Central Michigan
25. HALL, JERRY
B, Rice
26. WALDEN, JOE
B, West Texas State
27. BURNTHORNE, BRYAN
G, Tulane
28. SMITH, JOHN
G, Northwestern
29. PETERS, DOUG
B, UCLA
30. GIBBENS, JOHN
T, Southwest Texas State

1957

1. GLASS, BILL
G, Baylor
2. GORDY, JOHN
T, Tennessee
3. BARR, TERRY
B, Michigan
4. JUNKER, STEVE
E, Xavier
5. BARROW, JOHN
G, Florida
6. RUSSELL, KEN
T, Bowling Green
7. LEAHY, GERRY
E, Colorado
8. LIDDICK, DAVE
T, George Washington
9. NIKKEL, JOHN
E, Texas Christian
10. RYCHLEC, TOM
E, American International
11. OSTERICH, CARL
C, Missouri
12. O'BRIEN, CHARLIE
E, Valparaiso
13. WEST, BILL
B, Eastern Oregon
14. SMITH, PHIL
B, Jacksonville State
15. ALDERTON, GENE
C, Maryland
16. OLSON, HILLMER
C, Virginia Tech
17. KEMP, JACK
QB, Occidental
18. WEENIG, JAY
G, Brigham Young
19. GUNDERMAN, BOB
E, Virginia

20. LAZZERINO, ALEX
T, South Carolina
21. MEREDITH, DUDLEY
T, Lamar
22. SCHULTE, TOM
E, Eastern Kentucky
23. GILLAR, GEORGE
B, Texas A&M
24. SCALES, JOE
B, Vanderbilt
25. JOHNSON, CARL
B, South Dakota
26. MUELHAUPT, ED
G, Iowa State
27. TRAFAS, DICK
E, St. Thomas (Minn.)
28. SMITH, JOE
B, Houston
29. MARTIN, HUGH
G, Pomona
30. SHILL, MIKE
T, Furman

1958

1. KARRAS, ALEX
T, Iowa
2. Choice to Chicago Cardinals
3. Choice to Cleveland
4. WALKER, WAYNE
C, Idaho
5. Choice to Cleveland
6. LEWIS, DANNY
B, Wisconsin
7. PFEIFER, RALPH
B, Kansas State
(From San Francisco)
- 7B. DUTTEN, HAL
T, Virginia
8. KOEPFER, KARL
G, Bowling Green
(From Pittsburgh)
- 8B. BLAZER, PHIL
T, North Carolina
9. LOFTIN, JIM
B, Alabama
(From Pittsburgh)
- 9B. PAOLUCCI, BEN
T, Wayne State
10. SCHAUBACH, ELLIOTT
T, William & Mary
11. CHANEY, CLAUDE
B, Dayton
12. BOUTTE, HAL
E, San Jose State
13. MARONEY, BARRY
B, Cincinnati
14. WEBB, KEN
B, Presbyterian
15. SCHELDROP, JOHH
E, Iowa State
(From San Francisco)
- 15B. MOHLMAN, JERRY
B, Benedictine
16. RINGQUIST, GORDON
T, Central Michigan
17. GURASICH, WALT
G, Southern California
18. AUSTIN, BILL
C, Auburn (From Pittsburgh)
- 18B. CARRIER, LARRY
B, Kansas

19. BUTTOS, DAVE
B, Murray State
20. CURRY, BILL
T, Western Kentucky
21. WAGSTAFF, JIM
B, Idaho State
22. NIDIFFER, BUDDY
E, South Carolina
23. DESTINO, FRANK
B, South Carolina
24. WHITSELL, DAVE
B, Indiana
25. COOK, JIM
B, Auburn
26. BRUCE, JOE
T, Middle Tennessee State
27. AGERS, DON
T, Missouri-Rolla
28. PITT, JACK
E, South Carolina
29. HERZOG, HENRY
B, Kentucky
30. BRONSON, TOMMY
B, Tennessee

1959

1. PIETROSANTE, NICK
FB, Notre Dame
2. HORTON, CHARLEY
G, Baylor
- 2B. RABOLD, MIKE
T, Indiana (From Pittsburgh)
3. KOES, RON
C, North Carolina
- 3B. LUCCIANO, RON
T, Syracuse (From Baltimore)
4. BRANDRIF, ART
B, Virginia Military
- 4B. GROTTKAU, BOB
B, Oregon State
(From New York Giants)
5. Choice to Cleveland
6. Choice to Chicago Cardinals
- 6B. GUESMAN, DICK
T, West Virginia
(From Pittsburgh)
7. DONNELL, BEN
C, Vanderbilt
8. LENDEN, JIM
T, Oregon
9. SMITH, CARL
B, Tennessee
10. LARAWAY, JACK
B, Purdue
11. JACOBS, HARRY
G, Bradley
12. STEHOUWER, RON
T, Colorado State
13. STEFFEN, JIM
B, UCLA
14. BALDWIN, JIM
C, McMurtry
15. MAHER, BRUCE
B, Detroit
16. McGEE, GEORGE
T, Southern
17. RUDOLPH, JACK
E, Georgia Tech
18. HOLDEN, DAVE
T, Los Angeles State
19. GRANDERSON, RUFUS
T, Prairie View A&M

20. **McGREW, DAN**
C, Purdue
21. **DAVIS, BUDDY**
B, Richmond
22. **SHIELDS, LEBRON**
T, Tennessee (Future)
23. **CESARIO, SAL**
T, Denver
24. **RIDDLE, FRED**
B, Pittsburgh
25. **CHAMBERLAIN, DAN**
E, Sacramento State
26. **BRADLEY, JIM**
B, Lincoln (Mo.)
27. **JERRY, BILL**
T, South Carolina
28. **MATTHEWS, VINCE**
B, Texas
29. **SIME, DAVE**
E, Duke
30. **STOVER, RON**
E, Oregon

1960

1. **ROBINSON, JOHN**
HB, Louisiana State
2. **RABB, WARREN**
B, Louisiana State
3. **SCHOLTZ, BOB**
C, Notre Dame
4. **ANDREOTTI, JIM**
C, Northwestern
- 4B. **BROWN, ROGER**
T, Maryland State
(From Pittsburgh)
5. **Choice to Green Bay**
6. **COGDAIL, GAIL**
E, Washington State
7. **NORTON, JIM**
DB, Idaho
8. **Choice to Washington**
9. **MESSNER, MAX**
C-LB, Cincinnati
10. **ALDERMAN, GRADY**
T, Detroit
- 10B. **O'BRIEN, JAMES**
T, Boston College
(From Philadelphia)
11. **AUCERMAN, TED**
DB, Indiana
12. **ROSS, DAVE**
E, Los Angeles State
13. **TUNNEY, PETE**
HB, Occidental
14. **GLASGOW, JIM**
T, Jacksonville State
15. **HARPER, DARRELL**
HB, Michigan
16. **RASSO, STEVE**
DB, Cincinnati
17. **HUDSON, BOB**
DE, Louisiana Tech
18. **WALTON, FRANK**
HB, John Carroll
19. **PREBOLA, GENE**
E, Boston U.
20. **LOOK, DEAN**
QB, Michigan State

1961

1. **Choice to Cleveland**
2. **LaROSE, DAN**
E, Missouri
3. **MILLS, DICK**
T, Pittsburgh
(From Pittsburgh)
- 3B. **ANTWINE, HOUSTON**
G, Southern Illinois
4. **HARTLINE, RON**
FB, Oklahoma
5. **FAISON, EARL**
E, Indiana
- 5B. **PUCKET, RON**
T, Los Angeles State
(From Philadelphia)
6. **Choice to Cleveland**
7. **Choice to St. Louis**
8. **MUFF, LARRY**
E, St. Benedict's
9. **BROOKS, BOB**
FB, Ohio U.
10. **LINDEN, ERROL**
E, Houston
11. **VARGO JR., LARRY**
E, Detroit (Future)
12. **RODGERS, TOM**
B, Kentucky
13. **HODGE, PAUL**
LB, Pittsburgh
14. **BOWERS, CHARLEY**
HB, Arizona State
15. **LAUBER, MIKE**
E, Wisconsin State
16. **KRANTZ, GUS**
T, Northern Michigan
17. **GOODE, TOM**
LB, Mississippi State
18. **GREGOR, JOHN**
T, Montana
19. **VALESANO JR., GENE**
B, Northern Michigan
20. **LEWIS, TOM**
B, Lake Forest

1962

1. **HADL, JOHN**
QB, Kansas
2. **WILSON, EDDIE**
QB, Arizona
3. **THOMPSON, BOBBY**
HB, Arizona
4. **LOMAKOSKI, JOHN**
T, Western Michigan
(From Pittsburgh)
- 4B. **FERGUSON, LARRY**
HB, Iowa (Future)
5. **BIRDWELL, DAN**
C, Houston
6. **BUNDRA MIKE**
T, Southern California
7. **HALL, TOM**
E, Minnesota
8. **HOOPER, MURDOCK**
T, Houston
- 8B. **IMPERIALE, FRANK**
G, Southern Illinois
(From Cleveland)
9. **GRANT TODD**
C, Michigan
10. **ARCHER, JERRY**
C, Pittsburgh State (Future)

11. **ANDERSON, KARL**
T, Bowling Green
12. **SPRUTE, GAIL**
C, Winona State
13. **KNIGHT, SHERLOCK**
T, Central State (Ohio)
14. **DAVIDSON, JIM**
B, Maryland
15. **BROADBENT, DICK**
E, Delaware
16. **SESTAK, TOM**
E, McNeese State
17. **WICKLINE, RUCKER**
C, Marshall
18. **ZUGER, JOE**
QB, Arizona State
19. **BERNHARDT, JIM**
T, Linfield
20. **BROWN, BOB**
E, Michigan (Future)

1963

1. **SANDERS, DARYL**
T, Ohio State
2. **WILLIAMS, ROY**
T, University of Pacific
3. **Choice to Philadelphia**
4. **WALTON, CHUCK**
G, Iowa State
5. **Choice to Cleveland**
6. **KING, DON**
HB, Syracuse
7. **GAMBLE, JOHN**
G, University of Pacific
8. **GAUBATZ, DENNIS**
LB, Louisiana State
9. **DILL, KEN**
IB, Mississippi (Future)
10. **RYDER, NICK**
FB, Miami (Fla.)
11. **KASSULKE, KARL**
HB, Drake
12. **JANIK, TOM**
B, Texas A&I
13. **CLARK, ERNIE**
LB, Michigan State
14. **O'BRIEN, BILL**
T, Xavier
15. **SIMON, JAMES**
E IB, Miami (Fla.)
16. **JOHNSON, CHARLIE**
T, Villanova
17. **FRANTZ, GENE**
B, Brigham Young
18. **GREER, ALBERT**
E, Jackson State
19. **REEBERG, LUCIAN**
T, Hampton Institute
20. **SCARBOROUGH, GORDON**
B, East Texas St. (Future)

1964

1. **BEATHARD, PETE**
QB, Southern California
2. **SNORTON, MATT**
E, Michigan State
3. **PHILBIN, GERRY**
T, Buffalo
- 3B. **BATTEN, PAT**
FB, Hardin Simmons
(From Philadelphia)

Continued

4. HILGENBERG, WALLY
G, Iowa
5. HELSON, JAMES
HB, Alabama
6. HILTON, JOHN
TE, Richmond (Future)
7. PARCELLS, BILL
T, Wichita
8. Choice to St. Louis
9. RASMUSSEN, WAYNE
OB, South Dakota State
10. HAND, LARRY
T, Appalachian State (Future)
- 10B. HOLTON, GLENN
HB, West Virginia
(From Baltimore)
11. HYNNE, DON
T, Baldwin-Wallace
12. WELLS, WARREN
E, Texas Southern
13. MILLER, JOHN
DE, Idaho State
14. BICKLE, DOUG
DE-K, Hillsdale (Future)
15. LaLONDE, ROGER
DT, Muskingum
16. ROBINSON, ALLAN
HB, Brigham Young
17. PROVENZANO, JOE
T, Kansas State
18. LANGLEY, WILLIS
T, Louisiana State
19. ZELMER, BRUCE
DB, Winona State
20. BARILA, STEVE
T, Wichita State
12. MOORE, JAMES
DE, North Texas State
13. JACOBSON, JACK
B, Oklahoma State
14. BROWN, LARRY
B, Oklahoma (Future)
15. DICKEY, WALLACE
E, Southwest Texas State
16. SMITH, JOHN
T, Maryland State
17. ODOM, SONNY
HB, Duke (Future)
18. SWEETAN, KARL
QB, Wake Forest
19. LOVE, PRESTON
FL, Nebraska
20. WILSON, GEORGE
QB, Xavier (Future)

1966

1. Choice to Green Bay
2. EDDY, NICK
HB, Notre Dame (Future)
3. MALINCHAK, BILL
E, Indiana
4. VAN HORN, DOUG
G, Ohio State
(From New York Giants)
- 4B. WALKER, WILLIE
FL, Tennessee A&I
5. CODY, BILL
LB, Auburn
(From Pittsburgh)
5. Choice to Cleveland
6. DE SUTTER, WAYNE
T, Western Illinois
(From Minnesota)
- 6B. Choice to Philadelphia
7. ROBINSON, JOHN
E, Tennessee A&I (Future)
8. PINCAVAGE, JOHN
HB, Virginia
9. CUNNINGHAM, DICK
G, Arkansas (Future)
10. YATES, BRUCE
T, Auburn
(From Minnesota)
- 10
8. BRIGHAM, TOM
DE, Wisconsin
11. O'BILLOVICH, JACK
LB, Oregon State
12. WINKLER, RANDY
T, Tarleton State (Future)
13. MASELTER, BILL
T, Wisconsin
14. MOORE, DENIS
T, Southern Calif. (Future)
15. SULLIVAN, BILL
DE, West Virginia
16. GENDRON, JERRY
E, Wisconsin-Eau Claire
17. DUNLAP, RALPH
DE, Baylor
18. JOHNSON, BILL
E, Livingston
19. BAIER, BOB
T, Simpson
20. SMITH, ALLEN
HB, Findlay (Future)

1967

1. FARR, MEL
HB, UCLA
2. BARNEY, LEM
DB, Jackson State
3. NAUMOFF, PAUL
LB, Tennessee
4. KAMANU, LEW
DE, Weber State
5. Choice to Philadelphia
6. JONES, TIM
QB, Weber State
- 6B. McCAMBRIDGE, JOHN
DE, Northwestern
(From Washington)
7. TUINSTR, TED
T, Iowa State
8. Choice to St. Louis
9. WEGER, MIKE
DB, Bowling Green
10. HAYHOE, JERRY
G, Southern California
11. SHIRLEY, RAY
T, Arizona State
12. WATTS, ERIC
DB, San Jose State
13. WRIGHT, LAMAR
G, Georgia Tech
14. ROBINSON, CLEVELAND
DE, South Carolina State
15. BURKE, SAM
LB, Georgia Tech
16. ZAWADZKAS, JERRY
TE, Columbia
17. RAMSEY, KEN
DT, Northwestern

1968

1. NOWATZKE, TOM
FB, Indiana
2. RUSH, JERRY
T, Michigan State
3. BILETNIKOFF, FRED
FL, Florida State
4. Choice to Dallas
- 4B. MYERS, TOM
QB, Northwestern
(From Pittsburgh)
5. FLYNN, JOHN
E, Oklahoma
- 5B. VAUGHN, TOM
HB, Iowa State
(From New York Giants)
- 5C. FLANAGAN, ED
C, Purdue
(From Minnesota)
6. HAWKINS, EARL
HB-FB, Emory & Henry
(Future)
7. KOWALKOWSKI, BOB
G, Virginia (Future)
- 7B. KENT, GREG
T, Utah (Future)
(From Minnesota)
8. HARBIN, LARRY
B, Appalachian State
9. McLENN, BRUCE
B, Hillsdale (Future)
10. PENNIE, FRANK
T, Florida
11. KEARNEY, JIM
DB, Prairie View
1. LANDRY, GREG
QB, Massachusetts
- 1B. McCULLOCH, EARL
FL, Southern California
2. DePOYSTER, JERRY
K, Wyoming
3. Choice to San Francisco
- 3B. SANDERS, CHARLIE
TE, Minnesota
(From Cleveland through Los Angeles)
4. MOONEY, ED
LB, Texas Tech
5. ODLE, PHIL
E, Brigham Young
6. SPITZER, MIKE
DE, San Jose State
7. Choice to New Orleans
8. MILLER, TERRY
LB, Illinois
9. BARTON, GREG
QB, Tulsa
10. LIGGINS, GRANVILLE
LB, Oklahoma
11. LITTLE, DWIGHT
G, Kentucky
12. CARUTHERS, ED
S, Arizona
13. BAILEY, CHUCK
T, Humboldt State
14. DAVIS, RICH
E, Upsala
15. OLIVER, JIM
RB, Colorado State

16. ROKITA, BOB
DE, Arizona State
17. Choice to Minnesota

1969

- Choice to Los Angeles
1. TAYLOR, ALTIE
RB, Utah State
 - 2B. YARBOROUGH, JIM
TE, Florida
(From Los Angeles)
 3. WALTON, LARRY
FL, Arizona State
(From New Orleans)
 4. Choice to San Francisco
 5. Choice to Minnesota through
Pittsburgh
 6. Choice to Atlanta
 7. Choice to Atlanta
 8. CARR, JIM
T, Jackson State
 9. RASLEY, ROCKY
G, Oregon State
 10. BERGUM, BOB
DE, Wisconsin-Platteville
 11. WALKER, RON
OE, Morris Brown
 12. HADLOCK, BOB
DT, George Fox
 13. WILSON, BOWIE
RB, Southern California
 14. HOEY, GEORGE
FL, Michigan
 15. GOUGH, FRED
IB, Texas-Arlington
 16. SPAIN, KEN
DE, Houston
 - 16B. STAHL, JOHN
G, Fresno State
(From Minnesota)
 17. STEELE, GARY
TE, Army

1970

1. OWENS, STEVE
RB, Oklahoma
2. PARSON, RAY
G, Minnesota
3. MITCHELL, JIM
DE, Virginia State
Choice to N.Y. Giants
4. PARKER, BOB
G, Memphis State
5. TERRY, TONY
DT, Southern California
6. GEDDES, KEN
LB, Nebraska
7. Choice to St. Louis
8. WEAVER, HERMAN
P, Tennessee
9. MAXWELL, BRUCE
RB, Arkansas
10. LAIRD, ROGER
DB, Kentucky-State
11. MURRELL, EMANUEL
DB, Cal-Poly SLO
12. HAVERDICK, DAVE
DT, Morehead State
13. BROWN, CHARLIE
WR, No. Arizona
14. HANEY, BOB
T, Idaho

16. TODD, JERRY
DB, Memphis State
17. MARSHALL, JESSE
DT, Centenary

1971

1. BELL, BOB
DT, Cincinnati
2. THOMPSON, DAVE
C G, Clemson
(From Philadelphia)
- 2B. WEAVER, CHARLIE
LB, Southern California
3. CLARK, AL
DB, Eastern Michigan
4. WOODS, LARRY
DT, Tennessee State
5. NEWELL, PETE
G, Michigan
6. HARRIS, FRANK
QB, Boston College
(From Los Angeles through
Philadelphia)
- 6B. FRANKLIN, HERMAN
WR, Southern California
7. WHELESS, BROWNIE
T, Rice
8. LEE, KEN
LB, Washington
9. ZOFKO, MICKEY
RB, Auburn
Choice to Philadelphia
11. WEBB, PHIL
DB, Colorado State
12. PILCONIS, BILL
WR, Pittsburgh
13. ABERCROMBIE, DAVID
RB, Tulane
14. LORENZ, TOM
TE, Iowa State
15. COATES, ED
WR, Central Missouri
16. KUTCHINSKI, TOM
DB, Michigan State
17. JOLLY, GORDON
T, Utah

1972

1. ORVIS, HERB
DE, Colorado
Choice to Atlanta
2. SANDERS, KEN
DE, Howard Payne
(From Philadelphia)
- 3B. Choice to Philadelphia
4. Choice to Dallas
5. Choice to Los Angeles
6. POTTS, CHARLES
DB, Purdue
7. STOUAMIRE, CHARLES
WR, Portland State
8. STUCKY, HENRY
DB, Missouri
9. MCCLINTOCK, BILL
DB, Drake
10. TEAL, JIM
LB, Purdue
11. WALDRON, BOB
DT, Tulane
12. BRADLEY, PAUL
WR, Southern Methodist
13. KIRSCHNER, JOHN
TE, Memphis State

14. KELLY, ERIC
T, Whitworth
15. ROACH, STEVE
LB, Kansas
16. JENKINS, LEON
DB, West Virginia
17. TYLER, MIKE
DB, Rice

1973

1. PRICE, ERNEST
DE, Texas A&I
2. CROSSWHITE, LEON
RB, Oklahoma
3. BRADY, JOHN
TE, Washington
(From Chicago)
- 3B. LASLAVIC, JIM
LB, Penn State
- 3C. JOHNSON, LEVI
DB, Texas A&I
(From Oakland through Los
Angeles)
4. HENNIGAN, MIKE
LB, Tennessee Tech
(From New Orleans)
- 4B. JAURON, DICK
RB, Yale (From Atlanta)
- 4C. HOOKS, JIM
RB, Central State
Choice to San Diego through
Washington
6. Choice to St. Louis
7. ANDREWS, JOHN
DT, Morgan State
8. McCARY, PRENTICE
DB, Arizona State
- 8B. BLEDSOE, JOHN
RB, Ohio State
(From Cleveland)
9. DEAN, IRA
DB, Baylor
10. BONNER, RAY
DB, Middle Tennessee
11. FREEMAN, SCOT
WR, Wyoming
12. SCOTT, TOM
WR, Washington
13. MOSS, JOHN
LB, Pittsburgh
14. COREY, JAY
T, Santa Clara
15. HANSEN, DAN
DB, Brigham Young
16. NICKLES, LARRY
WR, Dayton
17. BELGRAVE, EARL
T, Ohio State

1974

1. O'NEIL, ED
LB, Penn State
(From New Orleans)
- 1B. Choice to New Orleans
2. HOWARD, BILLY
DT, Alcorn A&M
3. BUSSEY, DEXTER
RB, Texas-Arlington
4. Choice to St. Louis
5. CAPRIA, CARL
DB, Purdue

Continued

6. **BURDEN, WILLIE**
RB, North Carolina State
(From New Orleans)
- 6B. **DAVIS, JIM**
G, Alcorn A&M
7. **HERRERA, EFRIN**
K, UCLA
8. **DENIMARCK, MIKE**
LB, Emporia (Kan.)
9. **Choice to Los Angeles**
10. **WOOLEY, DAVID**
RB, Central State (Okla.)
11. **BLAIR, T.C.**
TE, Tulsa
12. **WAKEFIELD, MARK**
WR, Tampa
13. **ROTHWELL, FRED**
C, Kansas State
14. **JONES, DAVID**
DB, Howard Payne
15. **WELLS, JOHN**
G, Kansas State
16. **WILSON, MYRON**
DB, Bowling Green
17. **TEMPLE, COLLIS**
DE, Louisiana State

1975

1. **BODEN, LYNN**
G, S. Dakota State
2. **ENGLISH, DOUG**
DT, Texas
3. **Choice to New Orleans**
through Minnesota
4. **HERTWIG, CRAIG**
T, Georgia
5. **Choice to Cleveland**
6. **COOPER, FRED**
DB, Purdue
(From New Orleans)
- 6B. **KING, HORACE**
RB, Georgia
(From New England)
- 6C. **FRANKLIN, DENNIS**
B-WR, Michigan
7. **MURPHY, MIKE**
WR, Drake
8. **THOMPSON, LEN**
RB, Oklahoma State
9. **STRINKO, STEVE**
LB, Michigan
10. **BOYD, BRAD**
TE, Louisiana State
11. **MYERS, STEVE**
G, Ohio State
12. **ROUNDTREE, ANDRE**
LB, Iowa State
13. **SMITH, JIM**
RB, North Carolina Central
14. **McMILLAN, JIM**
QB, Boise State
15. **GREEN, RUDY**
RB, Yale
16. **CHAVES, LES**
DB, Kansas State
17. **LANCASTER, MARK**
G, Tulsa

1976

1. **HUNTER, JAMES**
DB, Grambling
(From Chicago)
- 1B. **GAINES, LAWRENCE**
RB, Wyoming
2. **LONG, KEN**
G, Purdue
- 2B. **HILL, DAVID**
TE, Texas A&M
(From Washington through
San Diego)
3. **BOLINGER, RUSS**
T, Long Beach State
(From Chicago)
- 3B. **WOODCOCK, JOHN**
DT, Hawaii
4. **Choice to Chicago through**
Miami
5. **Choice to San Francisco**
- 5B. **SCAVELLA, STEADMAN**
LB, Miami (From Miami)
6. **Choice to New England**
7. **TEN NAPEL, GARTH**
LB, Texas A&M
8. **SORENSEN, RICH**
K, Chicago State
(From Philadelphia through
New England)
- 8B. **BRASWELL, CHARLES**
DB, West Virginia
9. **JONES, LEANELL**
TE, Long Beach State
10. **BOWERMAN, BILL**
DB, New Mexico State
11. **SHUGRUE, GARY**
DE LB, Villanova
12. **McCABE, MIKE**
C, South Carolina
13. **JACOBS, MEL**
WR KR, San Diego State
14. **ELSTON, LEONARD**
WR, Kentucky State
15. **SMOCK, TRENT**
WR, Indiana
16. **McCURDY, CRAIG**
LB, William & Mary
17. **MEEKS, JIM**
QB, Boise State

1977

1. **Choice to Buffalo**
2. **WILLIAMS, WALT**
QB, New Mexico State
3. **KANE, RICK**
RB, San Jose State
4. **BLUE, LUTHER**
WR, Iowa State
5. **CROSBY, RON**
LB, Penn State
(From Seattle)
- 5B. **Choice to Pittsburgh**
6. **Choice to San Diego**
- 6B. **REGGIE, PINKEY**
(From Minnesota through New
England)
7. **BLACK, TIM**
LB, Baylor
8. **GRIFFIN, MARK**
T, North Carolina
9. **MATHIESON, STEVE**
QB, Florida State

10. **ANDERSON, GARY**
G, Stanford
11. **DAYKIN, TONY**
LB, Georgia Tech
12. **GREENWOOD, DAVE**
G-C, Iowa State

1978

1. **BRADLEY, LUTHER**
DB, Notre Dame
2. **BAKER, AL**
DE, Colorado State
3. **Choice to Cleveland**
4. **FIFER, WILLIAM**
T, West Texas State
- 4B. **ELIAS, HOMER**
G, Tennessee State
(From Baltimore)
- 4C. **TEARRY, LARRY**
C, Wake Forest
(From Denver)
5. **FOWLER, AMOS**
G, Southern Mississippi
- 5B. **GRAY, DAN**
DE, Rutgers
(From San Diego)
6. **HICKS, DWIGHT**
DB, Michigan
- 6B. **ARDIZZONE, TONY**
G, Northwestern
(From San Diego)
- 6C. **THOMPSON, JESSE**
WR, California
(From Denver)
7. **GIBSON, BRUCE**
RB, Pacific
8. **BREECH, JIM**
K, California
9. **Choice to San Francisco**
10. **ARRINGTON, FRED**
LB, Purdue
11. **MURRAY, RICHARD**
DT, Oklahoma
12. **PATTERSON, MARK**
DB, Washington State

1979

1. **DORNEY, KEITH**
T, Penn State
2. **FANTETTI, KEN**
LB, Wyoming
3. **ROBINSON, BO**
RB, West Virginia
4. **NORRIS, ULYSSES**
TE, Georgia
(From Baltimore)
- 4B. **BROOKS, JONATHAN**
LB, Clemson
5. **Choice to San Francisco**
- 5B. **BROWN, WALT**
C, Pittsburgh
(From San Diego through
Baltimore)
6. **Choice to Denver**
7. **Choice to Oakland through**
Cleveland
8. **Choice to New York Giants**
- 8B. **MOHRING, JOHN**
LB, C.W. Post (From Seattle)
9. **KOMLO, JEFF**
QB, Delaware
10. **Choice to Miami**

11. Choice to New York Giants
- 11B. COLE, EDDIE
LB, Mississippi
(From Dallas)
12. FORSTER, BOB
C G, Brown
- 12B. SWEENEY, BRYAN
WR, Texas A&M
(From New England)

1980

1. SIMS, BILLY
RB, Oklahoma
2. Choice to Minnesota through
San Francisco
3. TURNURE, TOM
C, Washington
- 3B. FRIEDE, MIKE
WR, Indiana
(From Baltimore)
4. HIPPLE, ERIC
QB, Utah State
5. STREETER, MARK
DB, Arizona
- 5B. GINN, TOM
G, Arkansas
(From Kansas City)
6. DIETERICH, CHRIS
T, North Carolina State
7. MURRAY, EDDIE
K, Tulane
8. Choice to Baltimore
9. JETT, DeWAYNE
WR, Hawaii
- 9B. TUINEI, TOM
DT, Hawaii
(From San Francisco through
Kansas City)
10. HENDERSON, HENRY
DB, Utah State
11. SMITH, WAYNE
DB, Purdue
12. WILLIAMS, RAY
KR, Washington State

1981

1. NICHOLS, MARK
WR, San Jose State
2. GREEN, CURTIS
DE, Alabama State
3. GRECO, DON
G, Western Illinois
4. PORTER, TRACY
WR, Louisiana State
5. LEE, LARRY
G, UCLA
6. JOHNSON, SAM
QB, Maryland
7. SPIVEY, LEE
G-T, Southern Methodist
8. NIZIOLEK, BOB
TE, Colorado
9. JERNIGAN, HUGH
DB, Arkansas
- 9B. MARTIN, DAVID
DB, Villanova
10. CANNAVINO, ANOY
LB, Michigan
11. JACKSON, WILLIE
DB, Mississippi
12. Choice to Denver

1982

1. WILLIAMS, JIMMY
LB, Nebraska
2. WATKINS, BOBBY
CB, Southwest Texas State
3. DOUG, STEVE
LB, New Hampshire
4. McHORTON, BRUCE
CB, Georgetown (Ky.)
5. GRAHAM, WILLIAM
S, Texas
6. MACHUREK, MIKE
QB, Idaho State
7. BATES, PHIL
FB, Nebraska
(From Houston)
- 7B. SIMMONS, VICTOR
WR, Oregon State
8. MOSS, MARTIN
DT, UCLA
9. WAGONER, DAN
CB, Kansas
(From Oakland through Los
Angeles)
- 9B. Choice to Miami
10. BARNES, ROOSEVELT
LB, Purdue
11. LEE, EDWARD
WR, So. Carolina St.
12. PORTER, RICKY
RB, Slippery Rock
- 12B. RUBICK, ROB
TE, Grand Valley State
(From San Diego)

1983

1. JONES, JAMES
FB, Florida
2. STRENGER, RICH
T, Michigan
3. COFER, MICHAEL
DE, Tennessee
4. CURLEY, AUGUST
LB, Southern California
5. JOHNSON, DEMETRIOS
DB, Missouri
(From L.A. Rams)
- 5B. MOTT, STEVE
C, Alabama
6. BROWN, TODD
WR, Nebraska
7. BLACK, MIKE
P, Arizona State
8. STAPLETON, WILLIAM
DB, Washington
9. Choice used in '82
supplemental draft of Kevin
Robinson
DB, North Carolina A&T
10. LAUBE, DAVE
G T, Penn State
11. TATE, BEN
FB, North Carolina
12. LANE, JIM
C, Idaho State

1984

1. LEWIS, DAVID
TE, California
2. MANDLEY, PETE
WR, Northern Arizona

3. WILLIAMS, ERIC
DT, Washington State
(From San Diego through St.
Louis)
- 3B. ANDERSON, ERNEST
RB, Oklahoma
- 3C. BAACK, STEVE
DE, Oregon
(From L.A. Rams)
4. D'ADDIO, DAVE
RB, Maryland
5. Choice to L.A. Rams
6. WITKOWSKI, JOHN
QB, Columbia
7. CARTER, JIMMIE
LB, New Mexico (From Colts)
- 7B. ATKINS, RENWICK
T, Kansas
8. JONES, DAVID
C, Texas
9. HOLLINS, RICH
WR, West Virginia
10. FRIZZELL, WILLIAM
DB, North Carolina Central
(From Colts)
- 10B. THAXTON, JAMES
DB, Louisiana Tech
11. SAXON, MIKE
P, San Diego State
12. STRENO, GLENN
C, Tennessee

1985

1. BROWN, LOMAS
T, Florida
2. GLOVER, KEVIN
C G, Maryland
3. JOHNSON, JAMES
LB, San Diego State
4. HANCOCK, KEVIN
LB, Baylor
5. McINTOSH, JOE
RB, North Carolina State
6. SHORT, STAN
G, Penn State
7. STATEN, TONY
CB, Angelo State
8. CALDWELL, SCOTTY
RB, Texas Arlington
9. JAMES, JUNE
LB, Texas
10. BEAUFORD, CLAYTON
WR, Auburn
11. HARRIS, KEVIN
S, Georgia
12. WEAVER, MIKE
G, Georgia

1986

1. LONG, CHUCK
QB, Iowa
2. JAMES, GARRY
RB, Louisiana State
3. MILINICHUK, JOE
T, North Carolina State
4. MITCHELL, DEVON
S, Iowa
5. SMITH, OSCAR
RB, Nichols State
- 5B. GRIFFIN, ALLYN
WR, Wyoming

Continued

9. PICKENS, LYLE
CB, Colorado
10. JOHNSON, TRACY
LB, Morningside
11. MELVIN, LELAND
WR, Richmond
12. DURDEN, ALLAN
S, Arizona

1987

1. ROGERS, REGGIE
DE, Washington
2. Choice to Houston
3. BALL, JERRY
NT, Southern Methodist
4. RIVERS, GARLAND
S, Michigan
5. Choice to Seattle
6. LOCKETT, DANNY
LB, Arizona
7. SALEAUMUA, DAN
NT, Arizona State
- 7B. GIBSON, DENNIS
LB, Iowa State
9. CALHOUN, RICK
RB, Cal State-Fullerton
10. BROWN, RAY
WR, South California
11. SIVERLING, BRIAN
TE, Penn State
12. LEE, GARRY
WR, Georgia Tech

1988

1. BLADES, BENNIE
DB, Miami
- 2A. SPIELMAN, CHRIS
LB, Ohio State
- 2B. CARTER, PAT
TE, Florida State
3. ROUNDTREE, RAY
WR, Penn State
4. WHITE, WILLIAM
CB, Ohio State
5. ANDOLSEK, ERIC
G, Louisiana State
6. PAINTER, CARL
RB, Hampton Inst.
7. JAMES, JEFF
WR, Stanford

8. HADD, GARY
DT/NG Minnesota
- 9A. CORRINGTON, KIP
FS, Texas A&M
- 9B. IRVIN, TODD
T, Mississippi
10. CRAIG, PACO
WR, UCLA
11. McCOIN, DANNY
QB, Cincinnati

1989

1. SANDERS, BARRY
RB, Oklahoma State
2. FORD, JOHN
WR, Virginia
3. UTLEY, MIKE
OG-T, Washington State
4. CROCKETT, RAY
DB, Baylor
5. PETE, LAWRENCE
DT, Nebraska
6. PEETE, RODNEY
OB, Southern California
7. WOODS, JERRY
DB, Northern Michigan
8. PARKER, CHRIS
DT, West Virginia
9. MACCREADY, DEREK
DE, Ohio State
10. PHILLIPS, JASON
WR, Houston
11. KARPINSKI, KEITH
LB, Penn State
12. CRIBBS, JAMES
DE, Memphis State

1990

1. WARE, ANDRE
DB, Houston
2. OWENS, DAN
DE, Southern California
3. SPINDER, MARC
DE, Pittsburgh
- 4A. HINCKLEY, ROB
LB, Stanford
- 4B. OLDHAM, CHRIS
CB, Oregon
5. CAMPBELL, JEFF
WR, Colorado

6. HENRY, MAURICE
RB, Kansas State
7. HAYWORTH, TRACY
LB, Tennessee
- 8A. GREEN, WILLIE
WR, Mississippi
- 8B. FORTIN, ROMAN
T, San Diego State
9. LINN, JACK
T, West Virginia
10. MILLER, BILL
WR, Illinois State
11. WARNSLEY, REGINALD
RB, Southern Mississippi
12. CLAIBORNE, ROBERT
WR, San Diego State

1991

1. MOORE, HERMAN
WR, Virginia
3. BARRETT, REGGIE
WR, Texas-El Paso
4. SCOTT, KEVIN
DB, Stanford
5. CONOVER, SCOTT
G, Purdue
6. ANDREWS, RICH
PK, Florida State
7. THOMAS, FRANKLIN
TE, Grambling
8. JACKSON, CEDRIC
FB, Texas Christian
9. MILBURN, DARRYL
DE, Grambling
11. WATKINS, SLIP
WR, Louisiana State
12. ALEXANDER, ZENO
LB, Arizona

1992

1. PORCHER, ROBERT
DL, South Carolina St.
- 2A. SCROGGINS, TRACY
OLB, Tulsa
- 2B. HANSON, JASON
PK/P, Washington State
3. McLEMORE, THOMAS
TE, Southern University
6. THARPE, LARRY
OT, Tennessee State
8. CLAY, WILLIE
CB, Georgia Tech
11. TILLISON, ED
FB, NW Missouri St.

Lions' All-Time Player Roster

Including Current Veterans

A

Adams, Ernie, LB, Illinois 1987
Addams, Abraham, E, Indiana 1949
Ahrens, Dave, LB, Wisconsin 1988
Aiello, Anthony, B, Youngstown 1944
Alderman, Grady, G, Detroit 1960
Alexander, Bruce, CB, Stephen F. Austin 1989-91
Alford, Mike, C, Auburn 1966
Allen, Jimmy, DB, UCLA 1978-81
Allen, Nate, DB, Texas Southern 1979
Allerman, Kurt, LB, Penn State 1985
Andersen, Stanley, E, Stanford 1941
Anderson, Gary, G, Stanford 1977-78
*Andolsek, Eric, G, LSU 1988-91
Ane Charles, T, USC 1953-59
Arena, Anthony, C, Mich. State 1942-46
Arnold, Jim, P, Vanderbilt 1986-
Arnold, John, WR, Wyoming 1979-80
Ashcom, Richard, T, Oregon 1943
Atkins, George, G, Auburn 1955
Atty, Alexander, G, West Virginia 1941
Austin, James, E, St. Mary's 1939

B

Baack, Steve, DE, OL, Oregon 1984-88
Bailey, Byron, B, Washington St. 1953-54
Baker, Al, DE, Colorado St. 1978-82
Baker, John, DE, N. Carolina College 1968
Baldschwiler, Karl, T, Oklahoma 1978-82
Ball, Jerry, NT SMU 1987-
Banas, Stephen, B, Notre Dame 1935
Banjavic, Emil, B, Arizona 1942
Banonis, Vincent, C, Detroit 1951-53
Barle, Louis, B, Duluth 1938
Barnes, Al, WR, New Mexico St. 1971-73
Barnes, Roosevelt, LB, Purdue 1982-85
Barney, Lem, DB, Jackson St. 1967-77
Barr, Terry, B, Michigan 1957-65
Barrett, Reggie, WR, Tex. El Paso 1991-
Barrows, Scott, G-C-T, West Virginia 1986-88
Barton, Greg, QB, Tulsa 1969
Bass, Mike, DB, Michigan 1967
*Batinski, Stanley, G, Temple 1941-47
Batten, Pat, FB, Hardin-Simmons 1964
Baumgartner, Maxie, E, Texas 1948
Beaty, Doug, RB, Appalachian St. 1988
Beemer, Bob, DE, Toledo 1987
*Behan, Charles, E, DeKalb 1942

Belichick, Stephen, B, W. Reserve 1941
Bell, Anthony, LB, Michigan State 1991
Bell, Bob, DT, Cincinnati 1971-73
Benson, Charles, DE, Baylor 1987
*Bernard, Charles, C, Michigan 1934
Bernard, Karl, RB, S.W. Louisiana 1987-88
Berrang, Edward, E, Villanova 1951
*Berry, Connie M., E, N. Carolina St. 1939
*Bingaman, Lester, G, Illinois 1948-54
Black, Mike, P, Arizona State 1983-86; 1987
Blades, Bennie, DB, Miami 1988-
Blair, T.C., TE, Tulsa 1974
Bland, Carl, WR, Virginia Union 1984-88
Blessing, Paul, E, Nebr. St. Tchrs. 1944
Blue, Luther, WR, Iowa State 1977-79
Boadway, Steve, LB, Arizona 1987
Boden, Lynn, T, S. Dakota St. 1975-78
*Bodenger, Maurice, G, Tulane 1934
Bolinger, Russ, G, Long Beach St. 1976-82
Bolton, Andy, RB, Fisk 1976-78
Booth, Richard, B, W. Reserve 1941, 45
Bostic, John, DB, Bethune-Cookman 1985-87
Bouvens, Shawn, G, Nebraska-Wesleyan 1991-
Bowman, William, B, Wm. & Mary 1954, 56
Boyd Thomas, LB, Alabama 1987
Box, Cloyce, E, W. Texas St. 1949-50; 1952-54
Bradley, Danny, WR, Nebraska 1987
Bradley, Luther, DB, Notre Dame 1978-81
Bradshaw, Charlie, T, Baylor 1967-68
Brettschneider, Carl, LB, Iowa St. 1960-63
Briggs, Paul, T, Colorado 1948
Brill, Howard, B, Wichita 1939
Brim, Michael, CB, Virginia Union 1989
Briscoe, Marlin, WR, Neb-Omaha 1975-76
Britt, Maurice, E, Arkansas 1941
Brock, Lou, DB, Southern California 1988
Brock, Willie, C, Colorado 1978
Brooks, Jon, LB, Clemson 1979
Brooks, Kevin, DE, Michigan 1989-90
Brown, Arnold, DB, N. Carolina Central
Brown, Charlie, WR, N. Arizona 1960
Brown, Howard, G, Indiana 1948-50
Brown, Lomas, T, Florida 1985-
Brown, Mark, LB, Purdue 1989-91

Brown, Marvin, B, E. Texas St. 1957
Brown, Roger, T, Maryland St. 1960-66
Brumley, Robert, B, Rice 1945
Bulger, Chester, T, Auburn 1950
Bundra, Mike, T, USC 1962-63
Bunz, Dan, LB, Cal State-Long Beach 1985
Burns, Mike, DB, USC 1978
Busich, Samuel, E, Ohio 1943
Bussey, Dexter, RB, Texas Arlington 1974-84
Butcher, Paul, LB, Wayne State 1986-88

C

*Caddel, Ernie, B, Stanford 1934-38
Cain, James, E, Alabama 1950-55
Cain, Pat, C-G, Wichita State 1987
Callahan, J.R., B, Texas 1946
*Callihan, William, B, Nebraska 1940-45
Callicutt, Ken, RB, Clemson 1978-82
Calvelli, Anthony, C, Stanford 1939-40
Campbell, Jeff, WR, Colorado 1990-
Campbell, Mike, RB, Lenoir Rhyne 1968
Campbell, Stanley, G, Iowa St. 1952, 1955-58
Cappleman, Bill, QB, Florida State 1973
Capria, Carl, DB, Purdue 1974
Cardwell, Lloyd, B, Nebraska 1937-43
Carpenter, Lewis, B, Arkansas 1953-55
Carr, Carl, LB, North Carolina 1987
Carrington, Darren, CB, Northern Arizona 1990
Carter, Pat, TE, Florida State 1988
Cassady, Howard, B, Ohio St. 1956-61; 1963
Caston, Toby, LB, LSU 1989-
Caver, James, WR, Missouri 1983
Cesare, Billy, DB, Miami 1982
Chadwick, Jeff, WR, Grand Valley St. 1983-88
Chandler, Carl, C, Princeton 1978
Chantiles, Thomas, T, USC 1942
Chapman, Clarence, DB, Eastern Michigan 1985
Chase, Benjamin, G, Navy 1947
Cherry, Raphael, DB, Hawaii 1988-89
Christensen, Frank, Utah 1934-3
*Christensen, George, T, Oregon 1934-38
*Christensen, Jack, B, Colorado A&M 1951-58
Cifelli, August, T, Notre Dame 1951-53
Cifers, Robert, B, Tennessee 1944-46
Clark, Al, DB, Eastern Michigan 1971
Clark, Dexter, DB, Toledo 1987
*Clark, Earl 'Dutch', B, Colorado 1934-38

Clark, Ernie, LB, Mich. St. 1963-67
 Clark, Jessie, RB, Arkansas 1968
 Clark, Robert, WR, N. Carolina
 Central 1989-91
 Clark, Wayne, E, Utah 1944-45
 *Clemons, Raymond, G, Cen. Okla.
 St. 1939
 Cline, Jackie, DE, Alabama 1990
 Cline, Ollie, B, Ohio St. 1950-53
 Clowes, John, T, Wm. & Mary 1951
 Cobb, Garry, LB, USC 1979-84
 Cody, Bill, LB, Auburn 1966
Cofer, Michael, DE-LB Tennessee
1983-
 Codgill, Gail, E, Wash. St. 1960-68
 Cole, Eddie, LB, Mississippi
 1979-80
 Colella, Thomas, B, Canisius
 1941-43
 Compton, Dick, B, McMurry
 1962-64
 Concannon, Jack, QB, Boston Col.
 1975
 Conlee, Gerald, C, St. Mary's 1943
Conover, Scott, T, Purdue 1991-
 Cook, Gene, E, Toledo 1959
 Cook, Ted, E, Alabama 1974
 Cooke, Bill, DT, Massachusetts 1978
 *Cooper, Harold, B, Detroit 1937
 Corgan, Michael, B, Notre Dame 1943
 Cotton, Craig, TE, Youngstown
 1969-72
 Contrell, Bill, T, Delaware Valley
 1967-70
 Crabtree, Clement, T, Wake Forest
 1940-41
 Craig, Paco, WR, UCLA 1988
 Creekmur, Louis, T, Wm. & Mary
 1950-59
 Cremer, Theodore, E, Auburn 1946-48
 Cribbs, James, Memphis State 1989
Crockett, Ray, CB, Baylor 1989-
 Croft, Don, DT, Texas El Paso 1976
 Cronin, Gene, G, Coll. of Pacific
 1956-59
 Crosby, Ron, LB, Penn State 1977
 Crosswhite, Leon, RB, Oklahoma,
 1973-74
 Culp, Curley, DT, Arizona State
 1980-81
 Cunningham, Leon, C, S. Carolina
 1955
 Curley, August, LB, USC 1983-86

D

D'Addio, Dave, FB, Maryland 1984
 D'Alonzo, Peter, B, Villanova 1951-52
Dallafior, Ken, G, Minnesota 1989-
 Danielson, Gary, QB, Purdue 1976-84
 Darby, Byron, USC 1989
 David, James, B, Colorado A&M
 1952-59
 Davis, Ben, DB, Defiance 1974-76
 Davis, Glenn, E, Ohio State 1960-61
 Davis, Jerome, NT, Ball State 1987
 Davis, Mill, HB, UCLA 1956

Dawley, Frederick, B, Michigan 1944
 Dawson, Mike, DT, Arizona 1983
 Daykin, Tony, LB, Georgia Tech 1977-78
 DeCorrevont, William, B,
 Northwestern 1946
 DeFruiter, Robert, B, Nebraska 1947
 Delaney, Jeff, DB, Pittsburgh 1981
 *DeMarco, Mario, G, Miami 1949
 Dennis, Guy, G, Florida 1973-75
 DePoyster, Jerry, K, Wyoming 1968
 DeShane, Charles, B, Alabama
 1945-49
 Dibble, Dorne, E, Mich. St. 1951;
 1953-57
 Dickel, Dan, LB, Iowa 1978
 Diehl, David, E, Michigan St.
 1939-40; 1944-45
 Dieterich, Chris, T, N. Carolina St.
 1980-86
 Diorio, Jerry, TE, Michigan 1987
 Dodge, Kirk, LB, UNLV 1984-85
 Doig, Steve, LB, New Hampshire
 1984-85
 Doll, Donald, B, USC 1949-52
 Dollinger, Tony, FB, Evangel 1987
 Doran, James, E, Iowa State 1951-59
 *D'Orazio, Joseph, T, Ithaca 1944
 Dorney, Keith, T-G, Penn State 1979-87
 Dove, Robert, E-G, Notre Dame
 1952-54
Dozier, D.J., Penn State 1991-
 Dubish, Andrew, C, Georgia 1948
 Dubinski, Thomas, QB, Utah 1952-54
 Dubzinski, Walter, G, Boston
 College 1941
 Duckens, Mark, DE, Arizona State
 1990
 Dudley, William, B, Virginia 1947-49
 Dugger, John, E, Ohio State 1947-48
 Duncan, James, E, Wake Forest 1950
 Duncan, Rick, P, East Montana St.
 1969
 Dunlap, Leonard, DB, N. Texas St.
 1975

E

Earon, Blaine, E, Duke 1952-53
 *Ebding, Harry, E, St. Mary's 1934-37
 Eddy, Nick, RB, Notre Dame 1968-72
 Edwards, Stan, FB, Michigan 1987
 Ehrmann, Joe, DT, Syracuse 1981-82
 Eiden, Edmund, B, Scranton 1944
 Elam, Cleveland, DT, Tennessee St.
 1979
 Elder, Donnie, DB, Memphis State
 1986
 Elias, Homer, G, Tennessee State
 1978-84
 Ellerson, Gary, RB, Wisconsin 1987
 Ellis, Ken, DB, Southern 1979
 *Ellis, Lawrence, B, Syracuse, 1948
 Emerick, Robert, T, Miami (O.) 1934
 Emerson, Gover, Texas 1934-37
 Engbretson, Paul, T, N'western 1934
 English, Doug, DT-NT, Texas
 1975-79; 81-85

Enke, Fred, QB, Arizona 1948-51
 Enxleben, Russell, P, Texas 1987
 Evans, Leon, DE, Miami 1985-87
 Evans, Murray, B, Hardin-Simmons
 1942-43
 Evey, Dick, DT, Tennessee 1971

F

Fanning, Mike, DT, Notre Dame 1983
 Fanletti, Ken, LB, Wyoming 1979-85
 Farkas, Andrew, B, Detroit 1945
 Farmer, George, WR, UCLA 1975
 Farr, Mel, RB, UCLA 1967-73
 Farr, Miller, DB, Wichita 1973
Farr, Mike, WR, UCLA 1990-
 Federico, Craig, DB, Illinois State 1987
 *Feldhaus, William, T, Cincinnati
 1937-40
 Felton, Joe, G, Albion, 1987
 Felts, Bob, HB, Florida A&M 1965-67
 *Fena, Thomas, G, Colorado 1937
 Fenenbock, Charles, B, UCLA
 1943-45
 Ferguson, Joe, QB, Arkansas 1985-87
 Ferguson, Keith, DE, Ohio State
 1985-91
 Ferguson, Larry, HB, Iowa 1963
 Fichman, Leon, T, Alabama 1946-47
 Fields, Anthony, DB, Eastern
 Michigan 1987
 Fields, Edgar, DT, Texas A&M 1981
 Filer, William, T, West Texas State 1978
 Fisk, William, E, USC 1940-43
 Flanagan, Ed, C, Purdue 1965-74
 Flanagan, Richard, LB, Ohio State
 1950-52
 Folmar, Brendon, California (PA) 1987
 Ford, John, WR, Virginia, 1989
 Forte, Aldo, G, Montana 1946
 Fortin, Roman, T, San Diego State
 1991
 Fowler, Amos, C, S. Mississippi
 1978-84
 Franklin, Dennis, Michigan 1975-76
 Franks, Dennis, C, Michigan 1979
 Freitas, Rockne, T, Oregon State
 1968-77
 French, Barry, G, Purdue 1951
 Friede, Mike, WR, Indiana 1980
 Frizzell, William, DB, N. Carolina
 Central 1984-85
 Frohbose, Bill, DB, Miami (Fla.) 1974
 Frutig, Edward, E, Michigan 1945-46
 *Fucci, Dominic, B, Kentucky 1955
 Furness, Steve, DT, Rhode Island
 1981
 Furst, Anthony, T, Dayton 1940-41;
 1944

G

Gagliano, Robert, QB, Utah State
 1989-90
 Gagnon, Roy, G, Oregon 1935
 Gaines, Lawrence, FB, Wyoming
 1976-79

Gallagher, Dave, DT, Michigan 1978-79
Gallagher, Frank, G, N. Carolina 1967-72

Galloway, Duane, DB, Arizona State 1985-87

Gambol, Chris, T, Iowa 1989
Gambrell, Bill, E, South Carolina 1968

Gandee, Sherwin, E, Ohio State 1952-57

Gatski, Frank, C, Marshall 1957
Gaubatz, Dennis, LB, LSU 1963-64

Gay, William, DE, USC 1978-87
*Gedman, Gene, B, Indiana 1953;

1956-58
Geile, Chris, C, Eastern Illinois 1987

George, Ray, T, USC 1939
Geremsky, Thad, E, Pittsburgh 1951

Germany, Willie, DB, Morgan State 1973

Gibbons, James, E, Iowa 1958-68
Gibbs, Sonny, QB, TCU 1964

Gibson, Dennis, LB, Iowa State 1987-

Giles, Jimmie, TE, Alcorn State 1986
Gill, Sloko, G, Youngstown 1942

Gillette, Jim, B, Virginia 1948
Gilmer, Harry, QB, Alabama 1955-56

Ginn, Tommie, G, Arkansas 1980-81
Gipson, Paul, RB, Houston 1971

Girard, Earl, B, Wisconsin 1952-56
Glass, William, DE, Baylor 1958-61

Glover, Kevin, C-G, Maryland 1985-

Goich, Dan, DE, California 1969-70
Goldman, Samuel, E, Howard 1949

Golsteyn, Jerry, QB, N. Illinois 1979
Gonzaga, John, T, (No College)

1961-65
Goodman, Henry, T, W. Virginia 1942

Goover, Ron, LB, MSU 1967
Gordon, John, DT, Hawaii 1972

Gordy, John, G, Tennessee 1957, 1959-67

Gore, Gordon, B, Okla. S.W. Tchrs. 1939

*Graham, Lester, G, Tulsa 1938
Graham, William, DB, Texas 1982-87

Gray, Dan, DE, Rutgers 1978-79
Gray, Hector, DB, Florida St. 1981-83

Gray, Mel, WR, Purdue 1989-
Greco, Don, G, Western Illinois

1982-85
Green, Curtis, DE-NT, Alabama St.

1981-89
Green, Donnie, T, Purdue 1978

Green, Willie, WR, Mississippi 1991-
Greene, John, E, Michigan 1944-50

Greer, Albert, E, Jackson State 1963
Greer, Terry, WR, Alabama St. 1990

Grefe, Theodore, E, Notre Dame 1945
Griffin, James, DB, Middle Tenn. St.

1986-89
Grigoris, Frank, B, Chattanooga 1942

Grimes, George, B, Virginia 1948
Grymes, Darrell, WR, Central State

1987
Groomes, Melvin, B, Indiana 1948-49

Grossman, Rex, B, Indiana 1950
Grottkau, Robert, G, Oregon 1959-60
*Gutowsky, 'Ace', RB, Okla. City U.

1934-38

H

*Hackenbruck, John, T, Oregon State 1940

*Hackney, Elmer, B, Kansas St. 1942-46

Hadd, Gary, DT-NT, Minnesota 1988
Hafen, Bernard, E, Utah 1949-50

Haggerty, Mike, T, Miami (Fla.) 1973
Hall, Alvin, DB, Miami (OH)

1981-85; 1987
Hall, John, B, TCU 1942

Hall, Tom, E, Minnesota 1962-63
Hamilton, Raymond, E, Arkansas

1939
Hamlin, Gene, C, Western Michigan

1972
Hand, Larry, DE, Appalachian St.

1964-77
Hanneman, Chuck, E, Mich.

Normal 1937-41
*Hansen, Dale, T, Mich. State 1944;

1948-49
Harder, Pat, B, Wisconsin 1951-53

Harding, Roger, C, California 1948
Hardy, James, QB, USC 1952

Harrell, James, LB, Florida 1979-83; 1985-86

Harrison, Granville, E, Miss. State 1942

Hart, Leon, E, Notre Dame 1950-57
Harvey, Maurice, DB, Ball State

1983; 1987
Haverdick, Dave, DE, Morehead St.

1970
Hayworth, Tracy, LB, Tennessee 1990-

Hekkers, George, T, Wisconsin 1947-49

Held, Paul, B, San Jose State 1955
Helms, John, E, Georgia Tech 1946

Henderson, John, E, Michigan 1965-67

Hennigan, Mike, LB, Tenn. Tech 1973-75

Hertwig, Craig, T, Georgia 1975-77
Heywood, Ralph, E, USC 1947

Hickman, Donnie, G, USC 1978
Hicks, Ivan, DB, Michigan 1987

Hicks, Mark, LB, Arizona State 1987
Hill, R.W., C, Humboldt State 1975

Hightower, John, E, Sam Houston 1943

Hilgenberg, Wally, LB, Iowa 1964-66
Hill, David, TE, Texas A&I 1976-82

Hill, Harlon, E, Florence State 1962
Hill, J.D., WR, Arizona State 1976-78

Hill, James, B, Tennessee 1951-52
Hill, Jimmy, DB, Sam Houston 1965

Hill, Rod, DB, Kentucky State 1986
*Hillman, Bill, B, Tennessee 1947

Hilton, John, TE, Richmond 1972-73

Hinchman, Hubert, B, Butler 1934
Hipple, Eric, QB, Utah State 1980-1989

Hirsch, Steve, DB, Northern Illinois 1987

*Hoenschmeyer, Robert, B, Indiana 1950-55

Hogland, Doug, G, Oregon State 1958

Holland, Vernon, T, Tennessee St. 1980

Holaar, John, B, Appalachian State 1949

Holmes, Jerry, CB, West Virginia 1988-89

Hons, Todd, QB, Arizona State 1987
Hooks, Jim, RB, Cent. St. (Okla.)

1973-76
Hoopes, Mitch, P, Arizona 1977

Hoover, Mel, WR, Arizona State 1987
*Hopp, Harry, B, Nebraska 1940-43

Howard, Billy, DT, Alcorn A&M 1974-76
Howard, William, B, USC 1939

Hubbard, Marv, FB, Colgate 1977
Huffman, Vernon, B, Indiana 1937-38

*Hughes, Chuck, WR, Tex. El Paso 1970-71

Hunter, Herman, RB, Tennessee St. 1986

Hunter, James, DB, Grambling 1976-82

Hunter, Jeff, DE, Albany St. 1990-
Hunter, Scott, QB, Alabama 1979

*Hupke, Thomas, G, Alabama 1934-37

Hutchison, Elvin, B, Whittier 1939

I

Irvin, LeRoy, CB, Kansas 1990
Isselhardt, Ralph, G, Franklin 1937

Ivory, Bob, G, Detroit 1947
Izo, George, QB, Notre Dame 1965

J

Jackson, Cedric, RB, Texas Christian 1991

Jackson, Ernie, DB, Jackson St. 1979
James, Garry, RB, LSU 1986-88

James, John, P, Florida 1982
*James, June, LB, Texas 1985-8

Jamison, George, LB, Cincinnati 1987-

Jarvis, Ray, WR, Norfolk State 1974-78
Jaszewski, Floyd, T, Minnesota

1950-51
Jauron, Dick, DB, Yale 1973-77

Jefferson, William, B, Mississippi St. 1941

Jenkins, Ken, RB, Bucknell 1983-84
Jenkins, Leon, DB, West Virginia 1972

Jenkins, Melvin, CB, Cincinnati 1991-

Jenkins, Walker, E, Wayne 1855
Jessie, Ron, WR, Kansas 1971-74

Jett, John, E, Wake Forest 1941

Johnson, Demetrious, DB, Missouri 1983-86
 Johnson, Givanni, WR, Michigan 1987
 Johnson, James, LB, San Diego St. 1985-86
 *Johnson, John 'Jack', T, Utah 1934-40
 Johnson, John Henry, B, Ariz. St. 1957-59
 Johnson, Levi, Texas A&I 1973-77
 Johnson, Richard, WR, Colorado, 1989-90
 Johnson, Rick, T, Grand Valley St. 1987
 Johnson, Troy, WR, Southern 1989
 Jolley, Gordon, T, Utah 1972-75
 Jones, A.J., RB, Texas 1985
 Jones, David, C-G, Texas 1984-85
 Jones, Doug, DB, S. Fernando Valley 1979
 Jones, Elmer, G., Wake Forest 1947-48
 Jones, James, FB, Florida 1983-88
 Jones, James, B, Union Tenn. 1946
 Jones, Jimmie, RB, UCLA 1974
 Jones, Ralph, E, Alabama 1946
Jones, Victor, LB, Virginia Tech 1989-
 Junker, Steve, E, Xavier 1957; 1959-61
 Jurkiewicz, Walter, C, Indiana 1946

K

Kab, Vyto, TE, Penn State 1987-88
 Kacmarek, Jeff, NT, Western Michigan 1987
 Kamanu, Lew, DE, Weber State 1967-68
 Kane, Rick, RB, San Jose State 1977-83; 1985
 Kaporch, Albert, T, St. Bonaventure 1943-45
 Karlis, Rich, K, Cincinnati 1990
 *Karlavacz, Carl, B, Syracuse 1953-57
 Karpinski, Keith, LB, Penn State 1989
 Karras, Alex, DT, Iowa 1958-62; 1964-70
 Karras, Ted, G, Indiana 1965
 Karstens, George, C, Indiana 1949
 Kaska, Anton, B, Illinois Wesleyan 1935
 Kearney, Jim, DB, Prairie View 1965-66
 Keene, Robert, B, Detroit 1943-45
 Kennedy, William, E, Mich. St. 1942; 1944
 Kenney, Steve, G, Clemson 1986
 Kent, Greg, DT, Utah 1968
 Kercher, Richard, B, Tulsa 1954
 *Ketzko, Alexander, T, Michigan St. 1943
 King, Angelo, LB, S. Carolina St. 1984-87
 King, Horace, RB, Georgia 1975-83
 Kinzer, Matt, P, Purdue 1987
 Kipp, James, T, Montana State 1942
 Kiser, Paul, G, Wake Forest 1987

*Kizzire, Lee, Wyoming 1937
 Klewicki, Edward, E, Michigan St. 1935-38
 Kmetovic, Peter, B, Stanford 1947
 Knorr, Lawrence, C, Dayton 1942-45
 *Knox, Sam, G, New Hampshire 1934-36
 Komlo, Jeff, QB, Delaware 1979-81
 Kopay, Dave, RB, Washington 1968
 *Kopcha, Joseph, G, Chattanooga 1936
 *Kostiuk, Michael, T, Detroit 1945
 Kowalkowski, Bob, G, Virginia 1966-76
 Kowgios, Nick, FB, Lafayette 1987
 Kral, Gerald, B, Ohio State 1950
Kramer, Erik, QB, N. Carolina St. 1991-
 Kramer, Ron, E, Michigan 1965-67
 Krings, Frank, B, TCU 1945
 Krol, Joseph, B, W. Ontario 1945
 *Krouse, Raymond, T, Maryland 1956-57
 Kuczinski, Berl, E, Pennsylvania 1943

L

LaLonde, Roger, DT, Muskingum 1964
 Landry, Greg, QB, Massachusetts 1968-78
 Lane, Dick, DB, Scottsbluff JC 1960-65
 LaRose, Dan, T, Missouri 1961-63
 Lary, Yale, DB, Texas A&M 1952-53; 1956-64
 Larson, Bill, TE, Colorado State 1977
 Laslavic, Jim, LB, Penn State 1973-77
 Laster, Don, T, Tennessee State 1984
 Latimer, Al, DB, Clemson 1982-84
 Lawless, Burton, G, Florida 1980
 Lay, Russell, B, Michigan State 1934
 *Layne, Robert, QB, Texas 1950-58
 Lear, Leslie, B, Manitoba 1947
 LeBeau, Dick, DB, Ohio State 1959-72
 Lee, Edward, WR, So. Carolina St. 1983
 Lee, Gary, WR, Georgia Tech 1987-88
 Lee, Ken, LB, Washington 1971
 Lee, Larry, C, UCLA 1981-85
 Lee, Monte, LB, Texas 1963-64
 Leforce, Clyde, QB, Tulsa 1947-49
 Leonard, Tony, DB, Virginia U'n 1978-79
 Lewis, Dan, HB, Wisconsin 1958-64
 Lewis, David, TE, California 1984-86
 Lewis, Eddie, DB, Kansas 1979-80
 Lewis, Mark, TE, Texas A&M 1987-88
 Liles, Alva, DT, Boise State 1980
 Liles, Elvin, G, Okla. A&M 1943-45
 Lindon, Luther, T, Kentucky 1944-45
 Liniger, Jack, C, Ohio State 1950-51
 Lio, Augustino, G, Georgetown 1941-43
Little, David, TE, Mid. Tennessee St. 1991-
 Lloyd, Dave, C, George 1962
 Lockett, Danny, LB, Arizona 1987-88

Lomakoski, John, T, W. Michigan 1962
Long, Chuck, QB, Iowa 1986-89, 91
 Long, Ken, G, Purdue 1976
 Long, Robert, E, UCLA 1955-59
 *Looney, Joe Don, HB, Oklahoma 1965-66
 Lowe, Gary, B, Michigan State 1957-64
 *Lowther, Jackie, B, Detroit 1944
 Lucci, Mike, LB, Tennessee 1965-73
 Luce, Derrel, LB, Baylor 1980
 *Lumpkin, Roy, B, Georgia Tech 1934
 Lusk, Bob, C, Wm. & Mary 1956

M

Machurek, Mike, QB, Idaho State 1982-84
 Mackenroth, John, C, N. Dakota 1983
 *Madarik, Elmer, B, Detroit 1945-47
 Maggiolo, Chick, B, Illinois 1949
 Magnani, Dante, B, St. Mary's 1950
 Maher, Bruce, Detroit 1960-67
 Mains, Gilbert, T, Murray State 1952-61
 Malinchak, Bill, E, Indiana 1966-69
 Mandley, Pete, WR, Northern Arizona 1984-88
 Mann, Errol, K, North Dakota 1969-76
 Mann, Robert, E, Michigan 1948-49
 Manzo, Joseph, T, Boston College 1945
 Marguich, Joseph, B, USC 1947-48
 Markovich, Mark, G, Penn State 1976-77
 Maronic, Stephen, T, N. Carolina 1939-40
 Marsh, Amos, FB, Oregon State 1965-67
 Martin, James, G, Notre Dame 1951-61
 Martin, Robbie, WR, Cal Poly SLO 1981-84
 Martinovich, Phillip, G, C.O.P. 1939
 Matheson, Jack, E, Western Mich. 1943-46
 Matheson, Riley, G, Texas Mines 1943
Matthews, Aubrey, WR, Delta St. 1990-
 Matthews, Ned, B, UCLA 1940-43
 Mathewson, Morley, E, California 1941
 Matich, Trevor, C, BYU 1989
 *Matisi, Tony, T, Pittsburgh 1938-39
 Matson, Ollie, FB, San Francisco 1963
 Mattiford, John, G, Marshall 1941
 Maves, Earl, B, Wisconsin 1948
 Maxwell, Bruce, RB, Arkansas 1970
 Maxwell, Vernon, LB, Arizona State 1985-87
 Mazza, Vincent, E, (No College) 1945-46
 Mazzanti, Jerry, DE, Arkansas 1966
 McCall, Reese, TE, Auburn 1983-85
 McCambridge, John, DE, NWU 1967
 McClung, Willie, T, Florida A&M 1960-61

McCord, Darris, DE, Tennessee 1955-67
 McCoy, Joel, B, Alabama 1946
 McCoy, Mike, DT, Notre Dame 1980
 McCray, Prentice, DB, Arizona State 1980
 McCullough, Earl, E, USC 1968-73
 McDermott, Lloyd, T, Kentucky 1950
 McDonald, James, B, Ohio State 1938-40
 McDonald, James, TE, USC 1985
 McDonald, Keith, WR, San Jose St. 1989
 McDonough, Bob, DB, California (PA) 1987
 McDuffie, George, DE, Findlay 1987
 McElhenny, Hugh, HB, Washington 1964
 McGee, Willie, WR, Alcorn State 1978
 McGraw, Mike, LB, Wyoming 1977
 McGraw, Thurman, T, Colo. A&M 1950-54
 McIlhenny, Donald, B, SMU 1956
 McInnis, Hugh, E, Miss. Southern 1964
 McKalip, William, E, Oregon St. 1934, 1936
 McKnight, Dennis, C-G, Drake 1990
 *McLenna, Bruce, HB, Hillsdale 1966
 McMakin, John, TE Clemson 1975
 McNorton, Bruce, DB, Georgetown, Ky. 1982-90
 McWilliams, William, B, Jordon 1934
 Meade, Mike, FB, Penn State 1984-85
 Melnikovich, Mike, DE, Gray Harbour JC 1967
 Mello, James, B, Notre Dame 1949
 Mendenhall, John, DT, Grambling 1980
 Meska, Richard, T, St. Mary's 1945
 Messner, Max, LB, Cincinnati 1960-63
 Middleton, David, E, Auburn 1955-60
 Mike-Mayer, Steve, K, Maryland 1977
 Miketa, Andrew, C, N. Carolina 1954-55
 Miklich, William, B, Idaho 1948
 Milano, Arch, E, St. Francis 1945
Milburn, Darryl, DE, Grambling 1991-
 Milinichik, Joe, G-T, N. Carolina St. 1987-89
 Miller, John, S, Michigan State 1989-90
 Miller, Robert, T, Virginia 1952-58
 Miller, Terry, LB, Illinois 1970
 Mills, Dick, G, Pittsburgh 1961-62
 Misko, John, P, Oregon State 1987
 Mitchell, Devon, DB, Iowa 1986-88
 *Mitchell, Granville, E, Davis-Elkins 1934
 Mitchell, Melvin, C, Tennessee St. 1977
 Mitchell, Jim, DE, Virginia St. 1970-77
 Mitrick, Frank, T, Oglethorpe 1945
 Mobley, Stacey, WR, Jackson State 1989

Mohring, John, LB, C.W. Post 1980
 Momsen, Robert, G, Ohio State 1951
 *Monahan, Regis, B, Ohio State 1935-38
 Montgomery, James, T, Texas A&M 1946
 Montgomery, Wilbert, RB, Abilene Christian 1985
 Montier, Mike, C, Colorado 1978
 Mooney, Ed, LB, Texas Tech 1968-71
 Moore, Alvin, RB, Arizona State 1985-86
 Moore, Denis, T, USC 1967-69
Moore, Herman, WR, Virginia 1991-
 *Moore, Paul, B, Presbyterian 1940-41
 Moore, William, E, No. Carolina 1939
 Morlock, John, B, Marshall 1940
 Morrall, Earl, QB, Michigan State 1958-64
 *Morris, Glen, E, Colorado State 1940
 Morris, Jon, C, Holy Cross 1975-77
 Morris, Randall, RB, Tennessee 1988
 Morrison, Don, T, Texas Arlington 1979
 Morse, Raymond, E, Oregon 1935-38; 1940
 Moscrip, James, E, Stanford 1938-39
 Moss, Martin, DT-NT, UCLA 1982-85
 Mote, Kelly, E, Duke 1947-49
 Mott, Steve, C, Alabama 1983-88
 Mugg, Garvin, T, N. Texas State 1945
 Munson, Bill, QB, Utah State 1968-76
 Murakowski, Art, B, Northwestern 1951
 Murray, Eddie, K, Tulane 1980-91
 Myers, Tom, QB, Northwestern 1965-66

N

Nardi, Richard, B, Ohio State 1938
 Naumoff, Paul, LB, Tennessee 1967-78
 Nelson, Reed, C, Brigham Young 1947
 Nelson, Robert, C, Baylor 1941, 1945
 Nichols, Mark, WR, San Jose St. 1981-87
 Ninowski, Jim, QB, Mich. State 1960-61
 Niziolek, Bob, TE, Colorado 1981
 Noga, Niko, LB, Hawaii 1989-91
 Noppenberg, John, B, Miami 1941
 Nori, Reino, B, N. Illinois State 1937
 Norris, Ulysses, TE, Georgia 1979-83
 Nott, Douglas, B, Detroit 1935
 Nowatzke, Tom, FB, Indiana 1965-69

O

Oates, Brad, T, Brigham Young 1968
 Obee, Duncan, C, Dayton 1941
 O'Brien, Jim, WR, Cincinnati 1973
 O'Brien, William, B, (No College) 1947
 Odle, Phil, E, BYU 1968-70
 Office, Anthony, LB, Illinois State 1987

Ogle, Rick, LB, Colorado 1972
 Oldham, Chris, Oregon 1990
 Oldham, Ray, DB, Middle Tennessee 1980-82
 Olenki, Mitchell, T, Alabama 1947
 Oliszewski, John, FB, California 1961
 O'Neil, Ed, LB, Penn State 1974-79
 O'Neil, Bill, HB, Detroit 1935
 Opalewski, Edward, T, Mich. N. 1943-44
 Orton, Greg, G, Nebraska 1987
 Orvis, Herb, DT, Colorado 1872-77
 Overton, Don, Fairmont St. 1991
Owens, Dan, DE, Southern California 1990-
 Owens, Steve, RB, Oklahoma 1970-75

P

Paige, Tony, FB, Virginia Tech 1987-89
 Painter, Carl, RB, Hampton Inst. 1988-89
 Palmer, Paul, RB-WR, Temple 1989
 Panciera, Donald, B, San Francisco 1950
 Panelli, John, B, Notre Dame 1949-50
 Paolucci, Ben, T, Wayne State 1959
Paris, Bubba, T, Michigan 1991-
 *Parker, Raymond, B, Centenary 1935-36
 Parker, Willie, G, North Texas St. 1980
 Parkin, Dave, DB, Utah State 1979
 Parson, Ray, T, Minnesota 1971
 Parsons, Lloyd, B, Gust. Adolphus 1941
 *Patt, Maurice, E, Carnegie Tech 1938
 Patterson, Don, DB, Georgia Tech 1979
 Pavelec, Theodore, G, Detroit 1941-42
 Payton, Eddie, RB, Jackson State 1977
 Pearson, Lindell, B, Oklahoma 1950
Peele, Rodney, QB, USC 1989-
Perriman, Brett, WR, Miami 1991-
 Perry, Gerald, T, California 1954; 1956-59
 Pesuit, Wally, C, Kentucky 1979; 1980
Pete, Lawrence, NT, Nebraska 1989-
 Peters, Floyd, T, San Francisco St. 1963
 Peterson, Ken, B, Gonzaga 1936
 Phillips, Jason, WR, Houston 1989-90
 Picard, Bob, WR, East. Washington 1976
 Pickard, Bob, WR, Xavier 1974
 Piepul, Milton, B, Notre Dame 1941
 Pierson, Reggie, Oklahoma State 1976
 Pietrosante, Nick, B, Notre Dame 1959-65
 Pifferini, Robert, C, San Jose State 1949
 Pingel, John, B, Michigan State 1939
 Pinkney, Reggie, DB, E. Carolina 1977-78

Plum, Milt, QB, Penn State 1962-67
 *Polansky, John, B, Wake Forest 1942
 Poole, Oliver, E, Mississippi 1949
 Porter, Ricky, RB, Slippery Rock St. 1982

Porter, Tracy, WR, LSU 1981-82
 Potts, Charles, DB, Purdue 1972
 Prchlik, John, T, Yale 1949-53
 Pregulman, Mervin, G, Michigan 1947-48

Prescott, Harold, E, Hardin-Simmons 1949

Presnell, Glenn, B, Nebraska 1934-36
 Price, Charles, B, Texas A&M 1940-41; 1945

Price, Ernest, DT, Texas A&I 1973-78
 Prindle, Mike, K, Western Michigan 1987

Pringle, Alani, K, Rice 1975
Pritchett, Kelvin, DE, Mississippi 1991-

Purelory, Dave, DE, E. Michigan 1978-82

Q

Quaerna, Jerry, G-T, Michigan 1967
 Quinlan, Bill, DE, Michigan State 1964

R

Rabb, Warren, QB, LSU 1960

*Rabold, Mike, G, Indiana 1959
 Radovich, William, G, USC 1938-41; 1945

Ramsey, Derrick, TE, Kentucky 1967
 Randolph, Al, DB, Iowa 1972
 *Randolph, Claire, C, Indiana 1934-36
 Ranspot, Keith, E, SMU 1941
 Rasley, Rocky, G, Oregon State 1969-73

Rasmussen, Wayne, DB, S. Dakota St. 1964-73

Reckmack, Raymond, B, Syracuse 1937

Redmond, Rudy, DB, Pacific 1972-73
 *Reeborg, Lucien, T, Hampton Inst. 1963

Reed, Joe, QB, Mississippi State 1975-79

Reese, Lloyd, B, Tennessee 1947
 Reichow, Jerry, QB, Iowa 1956-59
 Rexter, Freeman, E, Tulane 1944
 Reynolds, Robert, T, Stanford 1937-38
 *Rhodes, Bruce, DB, S. Francisco St. 1978

Ricardo, Benny, K, San Diego St. 1976-79

Ricca, James, T, Georgetown 1955
 Rich, Randy, DB, New Mexico 1977
 Richards, Perry, E, Detroit 1956
 Richards, Ray, G, Nebraska 1934
 Richins, Aldo, B, Utah 1935
 Rifenberg, Richard, E, Michigan 1950
Riley, Eugene, TE, Ball State 1991-
 Riley, Lee, B, Detroit 1955

*Ritchart, Delbert, C, Colorado 1936-37

*Robb, Joe, DE, TCU 1968-71
 Robertson, Lake, E, Mississippi 1945
 Robinson, Bo, FB, W. Texas St. 1979-80

Robinson, John, DB, Tenn. State 1966-67

Robinson, Shelton, LB, North Carolina 1986-88

Rockenbach, Lyle, G, Michigan St. 1943

Rogas, Daniel, G, Tulane 1951
 Rogers, Reggie, DE, Washington 1987-88

*Rogers, William, T, Villanova 1938-40

Roskie, Kenneth, B, E. Carolina 1948
 Ross, Tim, LB, Bowling Green St. 1987

Rosteck, Ernest, C, (No College) 1944
 Rote, Tobin, QB, Rice 1957-59

Rothwell, Fred, C, Kansas State 1974
 Roundtree, Ray, WR, Penn State 1988

Rouse, Stillman, E, Missouri 1940
 Roussos, Michael, T, Pittsburgh 1949

Rowe, Robert, B, Colgate 1934
 Rubick, Rob, TE, Grand Valley State 1982-88

Rubino, Anthony, G, Wake Forest 1943-46

Rush, Jerry, DT, Michigan State 1965-71

Russas, Albert, T, Tennessee 1949
 Russell, Kenneth, T, Bowling Green 1957-59

Ryan, David, B, Hardin-Simmons 1945-46

Ryan, Kent, B, Utah State 1938-40
 Rychiec, Tom, E, Am. Int'l 1958

Ryder, Nick, FB, Miami 1963-64

S

Saleaumua, Dan, NT, Arizona State 1987-88

Salem, Harvey, G, California 1986-90
 Salsbury, James, G, UCLA 1955-56

Sanchez, John, T, San Francisco 1947
Sanders, Barry, RB, Oklahoma St. 1989-

Sanders, Charlie, TE, Minnesota 1966-77

Sanders, Daryl, T, Ohio State 1963-66
Sanders, Eric, T-G, Nevada-Reno 1986-

Sanders, Ken, DE, Howard-Payne 1972-79

*Sandifer, Daniel, B, LSU 1950
 Sanzotta, Dominic, B, W. Res. 1942; 1946

Sarratt, Charles, B, Oklahoma 1948
 Sarringhaus, Paul, B, Ohio State 1948

Sarton, Lawrence, G, Fordham 1942; 1945

Saul, Bill, LB, Penn State 1970

Schibanoff, Alexander, T, Frank-Marsh 1942

Schiechi, John, C, Santa Clara 1942
 Schmidt, Joseph, LB, Pittsburgh 1953-65

Schmiesing, Joe, DT, New Mexico St. 1972

*Schneller, John, E, Wisconsin 1934-36

Scholtz, Bob, C, Notre Dame 1960-64
 Schottel, Ivan, B, NW Mo. St. 1946; 1948

Schroll, Charles, B, LSU 1950
 Scott, Clyde, B, Arkansas 1952

Scott, Fred, WR, Amherst 1978-83
Scott, Kevin, CB, Stanford 1991-

Scott, Perry, E, Muhlenberg 1942
 Self, Clarence, B, Wisconsin 1950-51

Seltzer, Harry, B, Morris-Harvey 1942
 Sewell, Harley, G, Texas 1953-62

Sheffield, Chris, DB, Albany State 1987

*Shepherd, William, B, W. Maryland 1935-40

Shoals, Roger, T, Maryland, 1965-70
 Siegert, Wayne, T, Illinois 1951

Sieminski, Chuck, DT, Penn State 1968

Sigillo, Dominic, T, Xavier 1945
 Simmons, Davie, LB, N. Carolina 1980

*Simmons, John, C, Detroit 1949-50
 Simon, Jim, G-T, Miami (Fla.) 1963-65

Simson, Dave, T, Minnesota 1977
 Sims, Billy, RB, Oklahoma 1980-84

Singer, Curt, T, Tennessee 1988
 Sinkwich, Frank, B, Georgia 1943-44

Sirochman, George, G, Duquesne 1944

Skladany, Tom, P, Ohio State 1978-82

Slaby, Lou, LB Pittsburgh 1966
 Sloan, Dwight, B, Arkansas 1939-40

Small, John, DT, Citadel 1973-74
 Smith, Bobby, DB, UCLA 1965-66

Smith, Harry, T, USC 1940
 Smith, J.D., T, Rice 1964-66

Smith, J. Robert, HB, Iowa 1949-54
 Smith, Oscar, RB, Nicholls State, 1986

Smith, Ricky, DB, Alabama State 1980-82

Smith, Robert, L., B, Texas A&M 1953-54

Smith, Wayne, DB, Purdue 1980-82
 Sneadon, Robert, B, St. Mary's 1945

Snell, Ray, G, Wisconsin 1985
 Soboleski, Joseph, T, Michigan 1950

Sokolosky, John, C, Wayne St. 1978
 Spangler, Eugene, B, Tulsa 1946

Souders, Cecil, E, Ohio State 1947-49
 *Speelman, Harry, T, Michigan State 1940

Spencer, Oliver, T, Kansas 1953; 1956; 1959-61

Speth, George, T, Murray State 1942
Spiefman, Chris, LB, Ohio State 1988-

Spindler, Marc, DE, Pittsburgh 1990-

- Stacco, Edward, T, Colgate 1947
Stacy, James, T, Oklahoma 1935-37
Staggers, Jon, WR, Missouri 1975
Stanfel, Richard, G, San Francisco 1952-55
Stanley, Walter, WR, Mesa College 1989
Starring, Stephen, WR, McNeese State 1988
Steele, Chuck, C, California 1987
*Steen, James T, Syracuse 1935-36
Steffen, Jim, B, UCLA 1959-60
Stephens, Hal, DE, East Carolina 1985
Stevenson, Mark, G-C, Western Illinois 1985
Stewart, Jim, DB, Tulsa 1979
Stits, William, B, UCLA 1954-56
*Stokes, Lee, C, Centenary 1937-39
Stovall, Richard, C, Abilene Christian 1947-48
Strauthers, Tom, DE, Jackson State 1988
Strenger, Rich, T, Michigan 1983-87
Stringfellow, Joseph, E, Miss. So. 1942
Stuart, Roy, T, Tulsa 1943
Studstill, Pat, WR, Houston 1961-67
Susic, Stephen, B, Illinois 1947-48
Sugar, Leo, E, Purdue 1962
Sully, Ivory, DB, Delaware 1987
Sumler, Tony, DB, Wichita State 1978
Summers, Wilbur, Louisville 1977
Summerall, George, E, Arkansas 1952
Sunter, Ian, K (No College) 1976
Swain, Bill, LB, Oregon 1968-69
Sweetan, Karl, OB, Wake Forest 1966-67
Swiacki, William, E, Columbia 1951-52
Swider, Larry, P, Pittsburgh 1979
Szakash, Paul, B, Montana 1983-82
*Szymanski, Frank, C, Notre Dame 1945-47

T

- Tassos, Damon, G, Texas A&M 1945-46
Tatarek, Bob, DT, Miami (Ohio) 1972
Tautoilo, Terry, LB, UCLA 1981-82; 1984
Taylor, Allie, RB, Utah State 1969-76
Taylor, Terry, CB, Southern Illinois 1989-
Teal, Jim, LB, Purdue 1973
Tearry, Larry, C, Wake Forest 1978-79
Ten Napel, Garth, LB, Texas A&M 1976-77
Tennell, Derrick TE, UCLA, 1991-
Terry, Nat, DB, Florida State 1978
Thomas, Bob, K, Notre Dame 1982
*Thomas, Calvin, G, Tulsa 1939-40

- *Thomas, Russell, T, Ohio State 1946-49
Thomason, James, B, Texas A&M 1945
Thompson, Bobby, RB, Oklahoma 1975-76
Thompson, Bobby, DB, Arizona 1964-68
Thompson, Dave, C, Clemson 1971-73
Thompson, Jesse, WR, California 1978-81
Thompson, Leonard, WR, Okla. St. 1975-86
Thompson, Robert, LB, Michigan 1987
Thompson, Vince, RB, Villanova 1981-83
Thrower, Jim, DB, East Texas St. 1973-75
Thuerk, Owen, E, St. Joseph (Ind.) 1941
Todd, Jim, HB, Ball State 1966
Tolle, Stuart, NT, Bowling Green 1987
Tomasetti, Louis, B, Bucknell 1941
*Tonelli, Anthony, C, USC 1939
Topor, Ted, LB, Michigan 1955
Torgeson, LaVern, C, Wash. St. 1951-54
Tracy, Thomas, B, Tennessee 1956-57
Treadway, John, T, Hardin-Simmons 1949
Trebotich, Ivan, B, St. Mary's 1944-45
Tressa, Thomas, G, Davis-Elkins 1942
Triplett, Bill, RB, Miami (Ohio) 1968-72
Triplett, Wallace, B, Penn State 1949-50
Tripson, John, T, Mississippi State 1941
Tripucka, Frank, QB, Notre Dame 1949
Truvillion, Eric, WR, Florida A&M 1987
Tsoutsouvas, John, C, Stanford 1940
Tuinei, Tom, DT, Hawaii 1980
Tully, Darren, B, E. Texas Teachers 1939
Turner, Harold, E, Tennessee State 1954
Turnure, Tom, C-G, Washington 1980-83; 1985-86
Tyler, Maurice, Morgan State 1976

U

- Uremovich, Emil, T, Ind. 1941-42; 1945-46
Utley, Michael, G-T, Washington State 1989-91

V

- Van Horn, Doug, G, Ohio State 1966
Van Tone, Arthur, B, Southern Mississippi 1943-45
*Vanzo, Frederick, B, Northwestern 1938-41
Vargo, Larry, E, Detroit 1963
*Vaughn, Charles, B, Tennessee 1935
Vaughn, Tom, DB, Iowa State 1965-71
*Vezmar, Walter, T, Michigan State 1946-47

W

- *Wagner, Sidney, G, Mich. State 1936-38
Wagoner, Dan, DB, Kansas 1982-84
Walker, Doak, B, SMU 1950-55
Walker, Wayne, LB, Idaho 1958-72
Walker, Willie, WR, Tennessee St. 1966
Walters, Rod, G, Iowa 1979
Walton, Chuck, G, Iowa State 1967-74
Walton, Larry, WR, Arizona State 1969-76
Ward, Elmer, C, Utah State 1935-36
Ward, Paul, C, Whitworth 1961-62
Ward, William, G, Washington St. 1947-49
Ware, Andre, QB, Houston 1990-
Warne, Jim, T, Arizona State 1987
Washington, Dave, LB, Alcorn St. 1978-79
Washington, Gene, WR, Stanford 1979
Watkins, Bobby, DB, Southwest Texas St. 1982-88
Watkins, Larry, RB, Alcorn A&M 1969
Watkins, Tom, HB, Iowa State 1962-67
Watson, Joseph, C, Rice 1950
Watt, Joseph, B, Syracuse 1947-48
Weatherall, Jim, T, Oklahoma 1959-60
Weaver, Charlie, LB, USC 1971-81
Weaver, Herman, P, Tennessee 1970-76
Webb, Ken, HB, Presbyterian 1958-62
Weber, Richard, B, St. Louis 1945
Weger, Mike, DB, Bowling Green 1967-75
Weiss, Howard, B, Wisconsin 1939-40
Weithe, John, G, Xavier 1939-42
Welch, Herb, S, UCLA 1990-91
Welch, Jim, RB, SMU 1968
Wells, Warren, E, Texas Southern 1964
West, Charlie, DB, Texas El Paso 1974-77
Wester, Cleve, RB, Condordia 1987
*Westfall, Robert, B, Michigan 1944-47

*Wetterlund, Chet, B, Ill. Wesleyan
1942

Wheeler, Mark, TE, Kentucky 1987

White, Bryon, "Whizzer", B,
Colorado 1940-41

White, Daryl, G, Nebraska 1974

**White, Sheldon, CB, Miami (Ohio)
1990-**

White, Stan, LB, Ohio State 1980-82

White, Wilbur, HB, Colorado A&M
1936

White, William, S, Ohio State 1988-

Whited, Mike, T, Pacific 1980

Whitlow, Bob, G-C, Arizona 1961-65

Whitsell, Dave, DB, Indiana 1958-60

Wiatrak, John, C, Washington 1939

Wickert, Tom, T, Washington State
1977

Wickett, Lloyd, T, Oregon State
1943, 1946

*Wiese, Robert, B, Michigan 1947-48

Wilder, James, RB, Missouri 1990

Williams, Bobby, DB, Central St.
1969-71

Williams, Eric, DT-DE-NT,
Washington St. 1984-89

Williams, Eric T, DB, North Carolina
St. 1987

Williams, Gardner, DB, St. Mary's
1984

Williams, Jimmy, LB, Nebraska
1982-90

Williams, Michael, WR,
Northeastern 1989

Williams, Ray, WR, Washington
State 1980

Williams, Rex, C, Texas Tech 1945

Williams, Sam, DE, Michigan St.
1960-65

Williams, Scott, FB, Georgia 1986-88

Williams, Walt, DB, New Mexico St.
1977-81

Wilson, Camp, B, Tulsa 1946-49

Winkler, Randy, T, Tarleton State
1967

Winslow, Robert, E, USC 1940

Witkowski, John, QB, Columbia
1984; 1988

Witte, Mark, TE, North Texas St.
1987

Wojciechowicz, Alex, C, Fordham
1938-46

Woit, Richard, B, Arkansas State
1955

Womack, Bruce, G, W. Texas State
1951

Woodcock, John, DT, Hawaii 1976-80

Woods, Jerry, DB, Northern
Michigan 1989

Woods, Larry, DT, Tennessee State
1971-72

Woods, Robert, WR, Grambling 1979

Woolfolk, Butch, RB, Michigan
1987-88

Wright, John, WR, Illinois 1969

Wyatt, Doug, DB, Tulsa 1973-74

Wyche, Sam, QB, Furman 1974

Y

Yarbrough, Jim, T, Florida 1969-77

Yepremian, Garo, K, (No College)
1966-67

Young, Adrian, LB, USC 1972

Yowarsky, Walter, E, Kentucky 1955

Z

Zatkoff, Roger, G, Michigan 1957-58

Zawadzkas, Jerry, E, Columbia 1967

Zimmerman, Leroy, B, San Jose St.
1947

Zofko, Mickey, RB, Auburn 1971-74

Zuzzio, Anthony, G, Muhlenberg 1942

(*deceased)



Safety William White



This & That

Stadium Information

SEATING CAPACITY 80,494

STADIUM TELEPHONE (313) 858-7358

BUILDING

Overall Size 770 ft. x 600 ft.
 Playing Field 94,000 sq. ft.
 Total Dome Area 430,000 sq. ft. (10 acres)
 Height of Dome Above Playing Field 202 ft.
 Dome Material Teflon-coated Fiberglass

FACILITIES

Private Suites 102
 Concessions 38
 Restaurant (Main Event) 1
 Rest Rooms 44

PARKING

On-Site (100 acres) 10,500 autos, 500 buses

MATERIALS

52,000 cubic yards of concrete and 1,700 tons of structural steel.

PLAYING SURFACE

94,000 square feet of Astro turf (5/8" impact cushion with 1/2" turf).

SCOREBOARD

The scoreboard is a Mitsubishi Diamond Vision Mark III High Brightness Video Display. It is the first installation and newest technology of its kind in the world.

The 24 ft. x 32 ft. full-color scoreboard, with a full production unit in the Silverdome, has the capabilities of providing graphics, replays, animated features and statistics.

For fans who can't see the Diamond Vision screen, there are 70 26" color TV monitors around the Silverdome for their viewing pleasure.

FIRST AID

It is located on the Lower Concourse at Section 109.

STADIUM SECURITY and LOST AND FOUND

They are located on the Lower Concourse at Section 130 (313-456-1650).

NEW LIONS TICKET OFFICE

The Pontiac Silverdome

The Pontiac Silverdome has been "Home Sweet Home" for the Detroit Lions since the last brick was put in place in 1975. During the past 17 years, the building has earned a reputation as one of the finest sports facilities in the world. Not even a freak, late-winter snowstorm on March 4, 1985, which caused extensive structural damage to the roof, could keep the Silverdome from maintaining its enviable stature in the sports world. A new canvas and steel-girder reinforced roof was added between March and June of 1985.

The Silverdome has the second largest seating capacity (at 80,494) among NFL stadiums - second only to the Los Angeles Memorial Coliseum (92,488). The air-supported and cable-restrained facility is the largest of its kind in the world and is the first successful example of a fiberglass fabric roof system.

Since a 27-24 pre-season game victory over the Kansas City Chiefs on Aug. 23, 1975, the Lions have played 165 games in the Silverdome after moving from their former home at Tiger Stadium in downtown Detroit. The Dallas Cowboys defeated the Lions, 36-10, in the first regular-season game in the building, Oct. 6, 1975. The Lions have posted a 85-71-2 overall record in Pontiac, including a 71-59-1 mark in regular season games (a .542 winning percentage). On January 5, 1992, the Lions defeated the Dallas Cowboys 38-6 in the first playoff game held at the Silverdome. The victory also capped an undefeated home season for the Lions as they finished a perfect 9-0 in games played in the Silverdome.

Though the Silverdome is the Lions' home, the Cincinnati Bengals and the San Francisco 49ers made NFL history in the building. On Jan. 24, 1982, the 49ers defeated the Bengals, 26-21, before a crowd of 81,270 in Super Bowl XVI - the first Super Bowl ever played in a northern U.S. city. The Silverdome was built at a cost of \$55.7 million. It was occupied in just 23 months, on time and within budget, from its ground breaking on Sept. 19, 1973. During the roof's reconstruction in 1985, the Teflon-coated fiberglass panels (100 in all) that span the roof were completely replaced, and several structural modifications and safety improvements also were accomplished. The roof was re-inflated by workmen on May 30, 1985.



Silverdome Year-By-Year Attendance

Regular Season	Tickets Distributed	Actual	Avg.	Unused
1975 (7 games)	548,159	513,383	73,340	34,776
1976 (7 games)	511,586	481,685	68,812	29,901
1977 (7 games)	490,584	459,281	65,611	31,303
1978 (8 games)	522,189	499,219	62,402	22,970
1979 (8 games)	548,640	520,589	65,074	28,051
1980 (8 games)*	644,904	622,593	77,824	22,311
1981 (8 games)*	621,674	603,679	75,460	17,995
1982 (5 games)	372,647	352,481	70,496	20,166
1983 (8 games)	576,132	553,595	69,199	22,537
1984 (8 games)	513,648	457,638	57,205	56,410
1985 (8 games)	547,385	504,613	63,077	42,772
1986 (8 games)	482,635	432,429	54,054	50,206
1987 (7 games)	265,751	190,758	27,251	74,993
1988 (8 games)	345,533	296,687	37,086	48,926
1989 (8 games)	428,214	392,396	49,050	35,818
1990 (8 games)	551,907	516,633	64,954	32,274
1991 (8 games)	517,907	491,892	61,487	26,015
TOTALS 129	8,489,495	7,892,471	61,182	597,024

*Led League

Top 20 Regular Season Crowds

(All at Pontiac Silverdome — Actual In-House Crowds)

- | | |
|---|--|
| *\$ 1. 80,444 vs. Buccaneers (12-20-81) | *\$ 11. 78,685 vs. Vikings (12-9-78) |
| *\$ 2. 80,291 vs. Vikings (9-28-80) | *\$ 12. 78,452 vs. Vikings (12-17-77) |
| 3. 80,027 vs. Cardinals (9-21-80) | * 13. 78,452 vs. Packers (10-16-77) |
| *\$ 4. 79,784 vs. Cowboys (10-6-75) | *\$ 14. 78,392 vs. Buccaneers (12-18-83) |
| *\$ 5. 79,694 vs. Cowboys (11-15-81) | *\$ 15. 78,147 vs. Saints (10-12-80) |
| 6. 79,361 vs. Jets (12-6-82) | 16. 78,087 vs. Dolphins (12-9-79) |
| *\$ 7. 79,428 vs. Vikings (12-12-81) | *\$ 17. 78,042 vs. Bears (11-21-76) |
| *\$ 8. 79,169 vs. Vikings (12-5-83) | *\$ 18. 77,919 vs. Raiders (9-27-81) |
| *\$ 9. 78,879 vs. Bears (11-28-91) | *\$ 19. 77,724 vs. Steelers (11-24-83) |
| *\$ 10. 78,845 vs. 49ers (11-2-80) | *\$ 20. 77,677 vs. Colts (11-16-80) |

*Sellout \$Televised locally (27 sellouts of 80,638)

National Football League Directory

410 Park Avenue, New York, N.Y. 10022
(212) 758-1500

Commissioner	Paul Tagliabue
President	Neil Austrian
Executive Vice-President and League Counsel	Jay Moyer
Executive Vice-President for Labor Relations/Chairman NFLMC	Harold Henderson
Vice-President of Communications and Development	Joe Browne
Vice-President of Broadcasting and Productions	Val Pinchbeck, Jr.
Treasurer	Tom Sullivan
Executive Director for Special Events	Jim Steeg
Vice-President Operations	Roger Goodell
Executive Director/General Council NFLMC	Dennis Curran

Director of Information	Pete Abitante
Director of Communications	Greg Aiello
Assistant Director of Broadcasting and Productions	Nancy Behar
Director of Player Personnel	Joel Bussert
Director of Administration	John Buzzeo
Supervisor of Officials	Ron DeSouza
Assistant Director of Club Administration	Joe Ellis
Director of Special Projects	Bill Granholm
Director of Information, AFC	Leslie Hammond
Assistant Director of Security	Charles Jackson, Jr.
Director of Broadcasting Services	Dick Maxwell
Supervisor of Officials	Leo Miles
Assistant Director of Special Events	Susan McCann Minogue
Assistant Director of Officiating	Jack Reader
Director of Information, NFC	Reggie Roberts
Director of Labor Planning and Research	Peter Ruocco
Director of Officiating	Jerry Seeman
Comptroller	Joe Siclair
Director of Game Operations	Jan Van Duser
Director of Planning	Don Weiss
Director of Security	Warren Welsh

NFL Properties, Inc.

410 Park Avenue
New York, NY 10022
(212) 838-0660
President: John Bello



NFL Films, Inc.

330 Fellowship Road
Mt. Laurel, NJ 08054
(609) 778-1600
President: Steve Sabol

NFL Properties Creative Services Division

6701 Center Drive West, Suite 1111
Los Angeles, CA 90045
(213) 215-1606

Vice President-Editor in Chief: John Wiebusch

NFL Public Relations Directory

AMERICAN FOOTBALL CONFERENCE

BUFFALO BILLS

One Bills Drive
Orchard Park, NY 14127
(716) 648-1800
Denny Lynch/ Scott Berchtold

CINCINNATI BENGALS

200 Riverfront Stadium
Cincinnati, OH 45202
(513) 621-3550
Al Heim

CLEVELAND BROWNS

P.O. Box 679
Berea, Ohio 44017-0679
(216) 891-5000
Kevin Byrne/Francine Lubera

DENVER BRONCOS

13655 Broncos Parkway
Englewood, CO 80112
(303) 649-9000
Jim Saccomano/Barry Hawkins

HOUSTON OILERS

6910 Fannin Street
Houston, TX 77030
(713) 797-9111
Chip Namias

INDIANAPOLIS COLTS

7001 West 56th Street
Indianapolis, IN 46254
(317) 297-2658
Craig Kelley/Rod St. Clair

KANSAS CITY CHIEFS

One Arrowhead Drive
Kansas City, MO 64129
(816) 924-9300
Bob Moore/Jim Carr/
Brenda Boatright

LOS ANGELES RAIDERS

332 Center Street
El Segundo, CA 90245
(213) 322-3451
Al LoCasale/Mike Taylor

MIAMI DOLPHINS

Joe Robbie Stadium
2269 N.W. 199th Street
Miami, FL 33056
(305) 620-5000
Harvey Greene/Scott Stone/
Fudge Browne

NEW ENGLAND PATRIOTS

Foxboro Stadium
Route 1
Foxboro, MA 02035
(508) 543-8200
Pat Hanlon/Mike Hanson

NEW YORK JETS

1000 Fulton Avenue
Hempstead, NY 11550
(516) 538-6600
Frank Ramos/Ron Cohen/ Brooks
Thomas

PITTSBURGH STEELERS

Three Rivers Stadium
300 Stadium Circle
Pittsburgh, PA 15212
(412) 323-1200
Dan Edwards

SAN DIEGO CHARGERS

San Diego Jack Murphy Stadium
9449 Friars Road
San Diego, CA 92108
(619) 280-2111
Bill Johnston/Rob Boulware/David Neville

SEATTLE SEAHAWKS

11220 N.E. 53rd Street
Kirkland, WA 98033
(206) 827-9777
Gary Wright/Dave Neubert

NATIONAL FOOTBALL CONFERENCE

ATLANTA FALCONS

Suwanee Road at I-85
Suwanee, GA 30174
(404) 945-1111
Charlie Taylor/Frank Kleha

CHICAGO BEARS

250 North Washington Road
Lake Forest, IL 60045
(708) 295-6600
Bryan Harlan/John Bostrom

DALLAS COWBOYS

One Cowboys Parkway
Irving, TX 75063-4727
(214) 556-9900
Rich Dalrymple/Dave Pelletier

GREEN BAY PACKERS

1265 Lombardi Avenue
Green Bay, WI 54304
(414) 496-5700
Lee Remmel/Jeff Blumb

LOS ANGELES RAMS

2327 Lincoln Avenue
Anaheim, CA 92801
(714) 535-7267
Rick Smith

MINNESOTA VIKINGS

9520 Viking Drive
Eden Prairie, MN 55344
(612) 828-6500
Merrill Swanson/Kernal Buhler/Dan Endy

NEW ORLEANS SAINTS

6928 Saints Drive
Metairie, LA 70003
(504) 733-0255
Rusty Kasmiersky/Neal Gulkis

NEW YORK GIANTS

Giants Stadium
East Rutherford, NJ 07073
(201) 935-8111
Ed Croke/Tom Power

PHILADELPHIA EAGLES

Veterans Stadium
Broad Street and Pattison Avenue
Philadelphia, PA 19148
(215) 463-2500
Ron Howard/Michael Gilbert

PHOENIX CARDINALS

P.O. Box 888
Phoenix, AZ 85001-0888
(602) 379-0101
Paul Jensen/Greg Gladysiewski/
Adele Harris

SAN FRANCISCO 49ERS

4949 Centennial Boulevard
Santa Clara, CA 95054-1229
(408) 562-4949
Jerry Walker/Rodney Knox

TAMPA BAY BUCCANEERS

One Buccaneer Place
Tampa, FL 33607
(813) 870-2700
Rick Odioso/Cheryl Harden

WASHINGTON REDSKINS

13832 Redskin Drive
Hernodon, VA 22071
(703) 471-9100
Charlie Dayton/Mike McCall/John Autry

1992 NFL Schedule

(ALL TIMES LOCAL)

SUNDAY, SEPTEMBER 6 (1st WEEKEND)

1. CINCINNATI AT SEATTLE 1:00
2. CLEVELAND AT INDIANAPOLIS 12:00
3. DETROIT AT CHICAGO 12:00
4. KANSAS CITY AT SAN DIEGO 1:00
5. LA RAMS AT BUFFALO 1:00
6. MINNESOTA AT GREEN BAY 12:00
7. NEW ENGLAND AT MIAMI 4:00
8. NEW ORLEANS AT PHILADELPHIA 1:00
9. NY JETS AT ATLANTA 1:00
10. PHOENIX AT TAMPA BAY 4:00
11. PITTSBURGH AT HOUSTON 12:00
12. SAN FRANCISCO AT NY GIANTS 4:00
13. LA RAIDERS AT DENVER 6:00

MONDAY, SEPTEMBER 7

14. WASHINGTON AT DALLAS 8:00

SUNDAY, SEPTEMBER 13 (2nd WEEKEND)

15. ATLANTA AT WASHINGTON 1:00
16. BUFFALO AT SAN FRANCISCO 1:00
17. CHICAGO AT NEW ORLEANS 12:00
18. DALLAS AT NY GIANTS 1:00
19. GREEN BAY AT TAMPA BAY 1:00
20. HOUSTON AT INDIANAPOLIS 3:00
21. LA RAIDERS AT CINCINNATI 1:00
22. MINNESOTA AT DETROIT 1:00
23. NEW ENGLAND AT LA RAMS 1:00
24. NY JETS AT PITTSBURGH 4:00
25. SAN DIEGO AT DENVER 2:00
26. SEATTLE AT KANSAS CITY 12:00
27. PHILADELPHIA AT PHOENIX 5:00

MONDAY, SEPTEMBER 14

28. MIAMI AT CLEVELAND 9:00

SUNDAY, SEPTEMBER 20 (3rd WEEKEND)

29. CINCINNATI AT GREEN BAY 12:00
30. CLEVELAND AT LA RAIDERS 1:00
31. DENVER AT PHILADELPHIA 1:00
32. DETROIT AT WASHINGTON 4:00
33. KANSAS CITY AT HOUSTON 12:00
34. LA RAMS AT MIAMI 4:00
35. NEW ORLEANS AT ATLANTA 1:00
36. PHOENIX AT DALLAS 3:00
37. PITTSBURGH AT SAN DIEGO 1:00
38. SAN FRANCISCO AT NY JETS 1:00
39. SEATTLE AT NEW ENGLAND 1:00
40. TAMPA BAY AT MINNESOTA 12:00
41. INDIANAPOLIS AT BUFFALO 8:00

MONDAY, SEPTEMBER 21

42. NY GIANTS AT CHICAGO 8:00

SUNDAY, SEPTEMBER 27 (4th WEEKEND)

(OPEN DATES: FIVE NFC EAST TEAMS;
AFC EAST FIFTH-PLACE TEAM)

43. ATLANTA AT CHICAGO 12:00
44. BUFFALO AT NEW ENGLAND 1:00
45. DENVER AT CLEVELAND 1:00
46. MIAMI AT SEATTLE 1:00
47. MINNESOTA AT CINCINNATI 1:00
48. NY JETS AT LA RAMS 1:00
49. PITTSBURGH AT GREEN BAY 3:00
50. SAN DIEGO AT HOUSTON 12:00
51. TAMPA BAY AT DETROIT 1:00
52. SAN FRANCISCO AT NEW ORLEANS 7:00

MONDAY, SEPTEMBER 28

53. LA RAIDERS AT KANSAS CITY 8:00

SUNDAY, OCTOBER 4 (5th WEEKEND)

(OPEN DATE: FOUR AFC CENTRAL TEAMS)

54. CHICAGO AT MINNESOTA 12:00
55. GREEN BAY AT ATLANTA 1:00
56. INDIANAPOLIS AT TAMPA BAY 1:00
57. KANSAS CITY AT DENVER 2:00
58. LA RAMS AT SAN FRANCISCO 1:00
59. MIAMI AT BUFFALO 1:00
60. NEW ORLEANS AT DETROIT 1:00
61. NY GIANTS AT LA RAIDERS 1:00
62. SEATTLE AT SAN DIEGO 1:00
63. WASHINGTON AT PHOENIX 1:00
64. NEW ENGLAND AT NY JETS 8:00

MONDAY, OCTOBER 5

65. DALLAS AT PHILADELPHIA 9:00

SUNDAY, OCTOBER 11 (6th WEEKEND)

(OPEN DATES: FIVE NFC CENTRAL TEAMS;
AFC WEST FIFTH-PLACE TEAM)

66. ATLANTA AT MIAMI 1:00
67. BUFFALO AT LA RAIDERS 1:00
68. HOUSTON AT CINCINNATI 4:00
69. NY JETS AT INDIANAPOLIS 3:00
70. PHILADELPHIA AT KANSAS CITY 12:00
71. PHOENIX AT NY GIANTS 1:00
72. PITTSBURGH AT CLEVELAND 1:00
73. SAN FRANCISCO AT NEW ENGLAND 1:00
74. SEATTLE AT DALLAS 12:00
75. LA RAMS AT NEW ORLEANS 6:30

MONDAY, OCTOBER 12

76. DENVER AT WASHINGTON 9:00

THURSDAY, OCTOBER 15 (7th WEEKEND)

(OPEN DATES: FOUR AFC EAST TEAMS)

77. DETROIT AT MINNESOTA 6:30

SUNDAY, OCTOBER 18

78. ATLANTA AT SAN FRANCISCO	1:00
79. GREEN BAY AT CLEVELAND	1:00
80. HOUSTON AT DENVER	2:00
81. KANSAS CITY AT DALLAS	12:00
82. LA RAIDERS AT SEATTLE	1:00
83. NEW ORLEANS AT PHOENIX	1:00
84. NY GIANTS AT LA RAMS	1:00
85. PHILADELPHIA AT WASHINGTON	1:00
86. SAN DIEGO AT INDIANAPOLIS	12:00
87. TAMPA BAY AT CHICAGO	12:00

MONDAY, OCTOBER 19

88. CINCINNATI AT PITTSBURGH	9:00
------------------------------	------

SUNDAY, OCTOBER 25 (8th WEEKEND)

(OPEN DATES: FOUR NFC WEST TEAMS)

89. CHICAGO AT GREEN BAY	12:00
90. CINCINNATI AT HOUSTON	12:00
91. CLEVELAND AT NEW ENGLAND	4:00
92. DALLAS AT LA RAIDERS	1:00
93. DENVER AT SAN DIEGO	1:00
94. DETROIT AT TAMPA BAY	1:00
95. INDIANAPOLIS AT MIAMI	4:00
96. PHOENIX AT PHILADELPHIA	1:00
97. SEATTLE AT NY GIANTS	1:00
98. WASHINGTON AT MINNESOTA	12:00
99. PITTSBURGH AT KANSAS CITY	6:30

MONDAY, OCTOBER 26

100. BUFFALO AT NY JETS	9:00
-------------------------	------

SUNDAY, NOVEMBER 1 (9th WEEKEND)

(OPEN DATES: FOUR AFC WEST TEAMS)

101. CLEVELAND AT CINCINNATI	4:00
102. GREEN BAY AT DETROIT	1:00
103. HOUSTON AT PITTSBURGH	1:00
104. INDIANAPOLIS AT SAN DIEGO	1:00
105. LA RAMS AT ATLANTA	1:00
106. MIAMI AT NY JETS	1:00
107. NEW ENGLAND AT BUFFALO	1:00
108. PHILADELPHIA AT DALLAS	3:00
109. SAN FRANCISCO AT PHOENIX	2:00
110. TAMPA BAY AT NEW ORLEANS	12:00
111. NY GIANTS AT WASHINGTON	8:00

MONDAY, NOVEMBER 2

112. MINNESOTA AT CHICAGO	8:00
---------------------------	------

SUNDAY, NOVEMBER 8 (10th WEEKEND)

113. CLEVELAND AT HOUSTON	12:00
114. DALLAS AT DETROIT	1:00
115. GREEN BAY AT NY GIANTS	1:00
116. LA RAIDERS AT PHILADELPHIA	1:00
117. MIAMI AT INDIANAPOLIS	1:00
118. MINNESOTA AT TAMPA BAY	1:00
119. NEW ORLEANS AT NEW ENGLAND	1:00
120. NY JETS AT DENVER	2:00

121. PHOENIX AT LA RAMS	1:00
122. PITTSBURGH AT BUFFALO	4:00
123. SAN DIEGO AT KANSAS CITY	3:00
124. WASHINGTON AT SEATTLE	1:00
125. CINCINNATI AT CHICAGO	7:00

MONDAY, NOVEMBER 9

126. SAN FRANCISCO AT ATLANTA	9:00
-------------------------------	------

SUNDAY, NOVEMBER 15 (11th WEEKEND)

127. CHICAGO AT TAMPA BAY	4:00
128. CINCINNATI AT NY JETS	1:00
129. DETROIT AT PITTSBURGH	1:00
130. HOUSTON AT MINNESOTA	12:00
131. LA RAMS AT DALLAS	12:00
132. NEW ENGLAND AT INDIANAPOLIS	1:00
133. NEW ORLEANS AT SAN FRANCISCO	1:00
134. PHILADELPHIA VS. GREEN BAY AT MILW.	12:00
135. PHOENIX AT ATLANTA	1:00
136. SAN DIEGO AT CLEVELAND	1:00
137. SEATTLE AT LA RAIDERS	1:00
138. WASHINGTON AT KANSAS CITY	12:00
139. NY GIANTS AT DENVER	6:00

MONDAY, NOVEMBER 16

140. BUFFALO AT MIAMI	9:00
-----------------------	------

SUNDAY, NOVEMBER 22 (12th WEEKEND)

141. ATLANTA AT BUFFALO	1:00
142. CLEVELAND AT MINNESOTA	12:00
143. DALLAS AT PHOENIX	2:00
144. DENVER AT LA RAIDERS	1:00
145. DETROIT AT CINCINNATI	1:00
146. GREEN BAY AT CHICAGO	12:00
147. HOUSTON AT MIAMI	1:00
148. INDIANAPOLIS AT PITTSBURGH	1:00
149. NY JETS AT NEW ENGLAND	4:00
150. PHILADELPHIA AT NY GIANTS	1:00
151. SAN FRANCISCO AT LA RAMS	1:00
152. TAMPA BAY AT SAN DIEGO	1:00
153. KANSAS CITY AT SEATTLE	5:00

MONDAY, NOVEMBER 23

154. WASHINGTON AT NEW ORLEANS	8:00
--------------------------------	------

THURSDAY, NOVEMBER 26 (13th WEEKEND)

155. HOUSTON AT DETROIT	12:30
156. NY GIANTS AT DALLAS	3:00

SUNDAY, NOVEMBER 29

157. BUFFALO AT INDIANAPOLIS	4:00
158. CHICAGO AT CLEVELAND	1:00
159. KANSAS CITY AT NY JETS	1:00
160. MIAMI AT NEW ORLEANS	12:00
161. MINNESOTA AT LA RAMS	1:00
162. NEW ENGLAND AT ATLANTA	1:00
163. PHILADELPHIA AT SAN FRANCISCO	1:00

164. PHOENIX AT WASHINGTON	1:00
165. PITTSBURGH AT CINCINNATI	1:00
166. TAMPA BAY VS. GREEN BAY AT MILW.	12:00
167. LA RAIDERS AT SAN DIEGO	5:00

MONDAY, NOVEMBER 30

168. DENVER AT SEATTLE	6:00
------------------------	------

**THURSDAY, DECEMBER 3
(14th WEEKEND)**

169. ATLANTA AT NEW ORLEANS	7:00
-----------------------------	------

SUNDAY, DECEMBER 6

170. CINCINNATI AT CLEVELAND	1:00
171. DALLAS AT DENVER	2:00
172. DETROIT VS. GREEN BAY AT MILW.	12:00
173. INDIANAPOLIS AT NEW ENGLAND	1:00
174. KANSAS CITY AT LA RAIDERS	1:00
175. MIAMI AT SAN FRANCISCO	1:00
176. MINNESOTA AT PHILADELPHIA	1:00
177. NY JETS AT BUFFALO	1:00
178. SAN DIEGO AT PHOENIX	2:00
179. SEATTLE AT PITTSBURGH	1:00
180. WASHINGTON AT NY GIANTS	4:00
181. LA RAMS AT TAMPA BAY	8:00

MONDAY, DECEMBER 7

182. CHICAGO AT HOUSTON	8:00
-------------------------	------

**SATURDAY, DECEMBER 12
(15th WEEKEND)**

183. DENVER AT BUFFALO	12:30
184. NY GIANTS AT PHOENIX	2:00

SUNDAY, DECEMBER 13

185. ATLANTA AT TAMPA BAY	1:00
186. CINCINNATI AT SAN DIEGO	1:00
187. CLEVELAND AT DETROIT	1:00
188. DALLAS AT WASHINGTON	1:00
189. INDIANAPOLIS AT NY JETS	1:00
190. NEW ENGLAND AT KANSAS CITY	12:00
191. NEW ORLEANS AT LA RAMS	1:00
192. PHILADELPHIA AT SEATTLE	1:00
193. PITTSBURGH AT CHICAGO	12:00
194. SAN FRANCISCO AT MINNESOTA	12:00
195. GREEN BAY AT HOUSTON	7:00

MONDAY, DECEMBER 14

196. LA RAIDERS AT MIAMI	9:00
--------------------------	------

**SATURDAY, DECEMBER 19
(16th WEEKEND)**

197. TAMPA BAY AT SAN FRANCISCO	1:00
198. KANSAS CITY AT NY GIANTS	12:30

SUNDAY, DECEMBER 20

199. BUFFALO AT NEW ORLEANS	12:00
200. CHICAGO AT DETROIT	4:00
201. HOUSTON AT CLEVELAND	1:00
202. LA RAMS AT GREEN BAY	12:00
203. MINNESOTA AT PITTSBURGH	1:00
204. NEW ENGLAND AT CINCINNATI	1:00
205. PHOENIX AT INDIANAPOLIS	1:00
206. SAN DIEGO AT LA RAIDERS	1:00
207. SEATTLE AT DENVER	2:00
208. WASHINGTON AT PHILADELPHIA	1:00
209. NY JETS AT MIAMI	8:00

MONDAY, DECEMBER 21

210. DALLAS AT ATLANTA	9:00
------------------------	------

**SATURDAY, DECEMBER 26
(17th WEEKEND)**

211. LA RAIDERS AT WASHINGTON	4:00
212. NEW ORLEANS AT NY JETS	12:30

SUNDAY, DECEMBER 27

213. ATLANTA AT LA RAMS	1:00
214. CHICAGO AT DALLAS	3:00
215. CLEVELAND AT PITTSBURGH	1:00
216. DENVER AT KANSAS CITY	12:00
217. GREEN BAY AT MINNESOTA	12:00
218. INDIANAPOLIS AT CINCINNATI	1:00
219. MIAMI AT NEW ENGLAND	1:00
220. NY GIANTS AT PHILADELPHIA	1:00
221. SAN DIEGO AT SEATTLE	1:00
222. TAMPA BAY AT PHOENIX	2:00
223. BUFFALO AT HOUSTON	7:00

MONDAY, DECEMBER 28

224. DETROIT AT SAN FRANCISCO	6:00
-------------------------------	------

POSTSEASON

Saturday, Jan. 2	AFC and NFC Wild Card Playoffs (ABC)
Sunday, Jan. 3	AFC and NFC Wild Card Playoffs (NBC and CBS)
Saturday, Jan. 9	AFC and NFC Divisional Playoffs (NBC and CBS)
Sunday, Jan. 10	AFC and NFC Divisional Playoffs (NBC and CBS)

Sunday, Jan. 17	AFC and NFC Championship Games (NBC and CBS)
Sunday, Jan. 31	Super Bowl XXVII at Rose Bowl, Pasadena, California (NBC)
Sunday, Feb. 7	AFC-NFC Pro Bowl at Honolulu, Hawaii (ESPN)

Media Services Directory

SILVERDOME PRESS BOX

The working area for writers, broadcasters and overhead photographers is located on the Club Level between the south and west corners of the stadium. The facility can accommodate more than 150 media representatives in the upper press area and contains 15 booths in the lower area for radio, television, photographers, public address and scoreboard operations.

CREDENTIALS

All applications must be made in writing through Mike Murray, Media Relations Coordinator. Credentials are available to working members of the media only. Advance notification of requests is appreciated. Season credentials will be issued to appropriate outlets. Since no Press Will Call window is available due to the need for a parking pass to gain press lot access, most credentials and parking passes are mailed. Please allow AT LEAST three days for mail delivery. Credentials can be left at a local hotel for pickup on game day. That hotel is the Hilton Suites (313-334-2222), which is located on Featherstone Road, approximately one-quarter mile east of the Silverdome. The front desk is used as a credential pickup when requests are made too late to guarantee mail delivery.

PARKING

A parking pass is required to enter the press parking area, located on the southwest side of the Silverdome. Enter Gate 1 from Opdyke Road and proceed to the press parking area adjacent to the press Box. Press parking is not automatically issued to every credentialed member of the media covering the game because of an insufficient number of parking passes and spaces.

SERVICES

Statistical information is distributed before, during and after the game. Spotters and statisticians are available to radio and TV crews upon advance request. Food and beverages for the working media are available in the Press Lounge. Your game credential entitles you to the buffet meal that is served prior to the game.

PRESS CONFERENCE/LOCKER ROOM ACCESS

Head Coach Wayne Fontes will hold his regular Monday luncheon/press conference at noon in the Silverdome. The Lions' locker room is open for player interviews between the hours of 12:00 (Noon) - 12:55 p.m. on non-game days. The Lions' Public Relations staff is here to help. If you need assistance, don't hesitate to ask.

Important Dates 1992-93

JULY

- 23rd Training camp report date for everyone except veteran offensive and defensive linemen.
 26th Veteran offensive and defensive linemen report.
 27th First training camp practice with full team.

AUGUST

- 1st Hall of Fame Game, Canton, Ohio
 New York Jets vs. Philadelphia
 1st American Bowl '92, Tokyo, Japan:
 Houston vs. Dallas
 7-9th First preseason weekend.
 8th OILERS AT LIONS, 7:00 P.M. ET
 14-16th Second preseason weekend.
 15th American Bowl '92, Berlin, Germany:
 Denver vs. Miami
 16th American Bowl '92, London, England:
 Washington vs. San Francisco
 17th LIONS AT BILLS, 8:00 P.M. ET
 21-23rd Third preseason weekend.
 22nd PATRIOTS AT LIONS, 7:00 P.M. ET
 25th Roster cutdown to maximum of 60 players.
 28-30th Fourth preseason weekend.
 28th LIONS AT BENGALS, 7:30 P.M. ET
 31st Roster cutdown to maximum of 47 players.

SEPTEMBER

- 6-7th Regular season opens.
 6th LIONS AT BEARS, 1:00 P.M. ET
 13th VIKINGS AT LIONS, 1:00 P.M. ET
 20th LIONS AT REDSKINS, 4:00 P.M. ET
 22nd Priority on multiple waiver claims is now based on the current season's standings.
 27th BUCCANEERS AT LIONS, 1:00 P.M. ET

OCTOBER

- 4th SAINTS AT LIONS, 1:00 P.M. ET
 11th Bye weekend for Lions.
 13th All trading ends at 4:00 p.m. New York Time.
 15th LIONS AT VIKINGS, 7:30 P.M. ET
 25th LIONS AT BUCCANEERS, 1:00 P.M. ET

NOVEMBER

- 1st PACKERS AT LIONS, 1:00 P.M. ET
 8th COWBOYS AT LIONS, 1:00 P.M. ET
 15th LIONS AT STEELERS, 1:00 P.M. ET
 22nd LIONS AT BENGALS, 1:00 P.M. ET
 26th OILERS AT LIONS, 12:30 P.M. ET

- 28th Deadline for reinstatement of players in Reserve List categories of Retired, Did Not Report and Veteran Free Agent Asked to Re-Sign.

DECEMBER

- 6th LIONS AT PACKERS (AT MILWAUKEE), 1:00 P.M. ET
 13th BROWNS AT LIONS, 1:00 P.M. ET
 20th BEARS AT LIONS, 4:00 P.M. ET
 21-22nd Balloting for AFC-NFC Pro Bowl.
 25th Deadline for waiver requests in 1992 for non-playoff teams.
 28th LIONS AT 49ERS, 9:00 P.M. ET

JANUARY

- 4th AFC and NFC Wild Card Playoff Games.
 9-10th AFC and NFC Divisional Playoff Games.
 16th AFC and NFC Championship Games.
 31st Super Bowl XXVII at Rose Bowl, Pasadena, California.

FEBRUARY

- 1st Deadline for establishing Protected List of 37 players. All players who are not on Protected List will be eligible to sign as free agents with any other club through April 1st.
 7th AFC-NFC Pro Bowl at Aloha Stadium, Honolulu, Hawaii.
 8th Waiver system begins for 1993.
 10-15th Combine Timing and Testing, Hoosier Dome, Indianapolis, Ind.

MARCH

- 14-19th NFL Annual Meeting, Palm Springs, California.

APRIL

- 1st Deadline for signing of offer sheets by protected veteran free agents and new clubs.
 1st Expiration of free agency period for Unprotected players.
 25-26th Annual NFL Selection Meeting, New York, New York.

MAY


- 25-26th NFL Spring Meeting, Atlanta, Georgia.

WWJ NEWSRADIO 95

DETROIT'S
SPORTS

STATION— UPDATES AT
:15 & :45 PAST EACH
HOUR, AROUND THE CLOCK.

PLUS... THE LIONS, PISTONS, U-M
FOOTBALL & BASKETBALL AND LOTS MORE...



The Ultra™ Experience.



The Driver.



Terry Labonte.

Experience a leader who knows only one place to be—in front of the pack. Labonte is the winner to watch.

The Machine.



The Sunoco Ultra Oldsmobile.

Experience the power, as the 1992 blue and yellow No. 94 Ultra Olds pours it on.

The Products.



Sunoco® Ultra™ 94 Gasoline

Experience the acceleration and high detergency of the highest octane of any major brand.

Sunoco Ultra™ Service Centers



Experience the satisfaction of guaranteed repairs from today's most advanced service centers.



Sunoco® Ultra™ Motor Oil

Experience twice the protection against cam wear required by the API/SG standard.*

*Sunoco Ultra 5W-30 Motor Oil vs. the minimum acceptable wear allowed in the "SG" API Sequence III E and V E tests. Sunoco Ultra 10W-30 and 10W-40 have the same protective formulation.