

DETROIT LIONS

1997 MEDIA GUIDE



PLAY ON INSTINCT.



The Instinct by Reebok. Available at:
• Imperial Sports • McSports • Dunham's



More publications available at:

www.retroseasons.com/library/

1997 Detroit Lions Schedule

PRESEASON

<i>Date</i>	<i>Opponent</i>	<i>Television</i>	<i>Time (ET)</i>
Friday, August 1	ATLANTA	WWJ-TV 62	7:30 p.m.
Friday, August 8	CINCINNATI	WWJ-TV 62	7:30 p.m.
Sunday, August 17	at Pittsburgh	TNT	8:00 p.m.
Thursday, August 21	at Indianapolis	WWJ-TV 62	7:30 p.m.

REGULAR SEASON

<i>Date</i>	<i>Opponent</i>	<i>Television</i>	<i>Time (ET)</i>
Sunday, August 31	ATLANTA	Fox	1:00 p.m.
Sunday, September 7	TAMPA BAY	Fox	1:00 p.m.
Sunday, September 14	at Chicago	Fox	1:00 p.m.
Sunday, September 21	at New Orleans	Fox	1:00 p.m.
Sunday, September 28	GREEN BAY	Fox	1:00 p.m.
Sunday, October 5	at Buffalo	Fox	1:00 p.m.
Sunday, October 12	at Tampa Bay	Fox	1:00 p.m.
Sunday, October 19	NEW YORK GIANTS	Fox	4:00 p.m.
Sunday, October 26	***Bye Week***		
Sunday, November 2	at Green Bay	ESPN	8:00 p.m.
Sunday, November 9	at Washington	Fox	1:00 p.m.
Sunday, November 16	MINNESOTA	Fox	1:00 p.m.
Sunday, November 23	INDIANAPOLIS	NBC	1:00 p.m.
Thursday, November 27	CHICAGO	Fox	12:30 p.m.
Sunday, December 7	at Miami	ESPN	8:00 p.m.
Sunday, December 14	at Minnesota	Fox	1:00 p.m.
Sunday, December 21	NEW YORK JETS	NBC	4:00 p.m.

1997 Detroit Lions Media Guide

CONTENTS AND DIRECTORY

1997 Lions' Schedule	1
----------------------------	---

ADMINISTRATION & COACHING STAFF

Detroit Lions' Directory	4
Administration	6
Coaching Staff	16
Football Operations Staff	27

PLAYER PROFILES

Veteran Player Biographies	33
1997 Draft Pick Biographies	120
Free Agent Biographies	134

LIONS' PERSONNEL

1997 Detroit Alphabetical Roster	138
1997 Detroit Numerical Roster	140
Roster Moves	142
Lions' Final 1996 Depth Chart	144

1996 SEASON IN REVIEW

Final Regular Season Statistics	146
Game by Game Statistics	150
Player Participation	160
1996 Game Recaps	162

LIONS' HONORS

All Time Honor Roll	172
1996 Detroit Lions' Honor Roll	177

THE RECORDS SECTION

Lions' Individual Records	180
Lions' Team Records	188
Opponents' Records	192
Silverdome Records	195
Lions' Post Season Team Records	197
Lions' Post Season Individual Records	198
Seasonal Leaders	201
The Last Time	210

COACHING AND SERIES RECORDS

Year-by-Year Results	212
Lions' Coaching Summary	214
Past Lions' Coaches	215
Lions' vs. the NFL	217

YEAR-BY-YEAR RESULTS

Pre-Season Results	248
Year-by-Year Results	251

THE HISTORY BOOK

History of the Lions	308
Significant Dates	309
Thanksgiving Day Games	311
Lions' Draft Selections	312
Lions' Trade History	318
All-Time Player Roster	320
Monday Night Games	328

THIS AND THAT

Pontiac Silverdome	330
Attendance Records	331
Important Dates for 1997-98	332
1997 NFL Schedule	333
Lions' Radio	336

1997 DETROIT LIONS MEDIA GUIDE

Editor: James Petylka

Editorial Assistance: Mike Murray, Dan Arthur, Steve Reaven and Risa Balayem

Cover Photography: Tom Albert and Doug Ashley

Inside Photography: Tom Albert

Typesetting and Design: Bauer Dunham & Barr, Ann Arbor

A blue-tinted photograph of a middle-aged man with short hair, wearing a dark suit, white shirt, and patterned tie. He is shown from the chest up, looking slightly to his right with a serious expression. He is positioned behind a podium, and a microphone is visible in the foreground. The background is blurred, showing other people in a professional setting. The entire image has a monochromatic blue color scheme.

Administration & Coaching

1997 Lions Staff Directory

Executive Management

Chairman and President	William Clay Ford
Vice Chairman	William Clay Ford, Jr.
Executive Vice President & Chief Operating Officer	Chuck Schmidt
Head Coach	Bobby Ross

Management

Vice President of Player Personnel	Ron Hughes
Vice President of Communications, Sales & Marketing	Bill Keenist
Vice President of Football Administration	Larry Lee
Vice President of Finance & Chief Financial Officer	Tom Lesnau
Vice President - General Counsel	David Potts
Secretary	David Hempstead
Director, Salary Cap & Stadium Development	Tom Lewand
Executive Assistant, Mr. William Clay Ford	Claire Mittendorf
Human Resources Director	Cheryl Carrier
Administrative Assistant, Mr. William Clay Ford, Jr.	Jenny Taylor
Administrative Assistant, Chuck Schmidt & David Potts ..	Laura Douglas
Administrative Assistant, Bill Keenist	Karen Johnson
Administrative Assistant, Football Administration	Barbara Saliba

Administrative Staff

Manager, Accounting Operations	Judy Kowalkowski
Office Facilities Manager	Mai Sellers
Office Assistant	Charlie Coffin
Receptionist	Kori Small
Part-Time Office Assistant	Ken Briggs

Media Relations

Director of Media Relations	Mike Murray
Media Services Coordinator	James Petrylka
Publications Coordinator	Dan Arthur
Media Relations Assistant/Internet Coordinator	Steve Reaven
Administrative Assistant	Risa Balayem
Broadcast Services Coordinator	Bryan Bender

Community Relations

Director of Community Relations and Detroit Lions' Charities ..	Tim Pendell
Community Relations Coordinator	Kim French

Marketing

Vice President of Marketing	Steve Harms
Sponsorship Sales Manager	Mark Cheklich
Promotions and Game Operations Coordinator	Tarik Cox
Administrative Assistant	Mary Ann Cordova

Ticket Sales and Customer Service

Executive Director of Ticket Sales and Customer Service	Duane McLean
Box Office Manager	Mark Graham
Sales Coordinator	Jennifer Manzo
Ticket Sales Assistant	Deanna Hittinger
Ticket Sales Assistant	Melissa Krucki
Administrative Assistant	Liz Sorles

Coaching Staff

Defensive Line.....	Brian Baker
Defensive Assistant & Assistant Strength Coach.....	Don Clemons
Offensive Coordinator.....	Sylvester Croom
Running Backs.....	Frank Falks
Offensive Line.....	Jack Henry
Strength & Conditioning.....	Bert Hill
Offense & Special Teams Assistant.....	Stan Kwan
Quality Control - Offense & Administrative Assistant.....	John Misciagna
Linebackers.....	Gary Moeller
Quality Control - Defense.....	Dennis Murphy
Tight Ends.....	Bob Palcic
Defensive Coordinator.....	Larry Peccatiello
Special Teams.....	Chuck Prierer
Defensive Backs.....	Dick Selcer
Wide Receivers.....	Jerry Sullivan
Quarterbacks.....	Marc Trestman
Administrative Assistant.....	Barbara Mouthaan
Administrative Assistant.....	Beth Gay

Football Operations

Equipment Manager.....	Dan Jaroszewich
Assistant Equipment Manager.....	Mark Glenn
Equipment Assistant.....	James Jordan
Video Director.....	Steve Hermans
Assistant Video Director.....	Michael Richardson
Director of Security.....	Allen Hughes
Security Assistant.....	John Scott
Groundskeeper.....	George Karas

Medical Staff

Head Athletic Trainer.....	Kent Falb
Assistant Athletic Trainer.....	Joe Recknagel
Assistant Athletic Trainer.....	Bill Ford
Team Physician - Internist.....	Keith Burch, M.D.
Team Physician - Orthopaedist.....	David Collon, M.D.
Orthopaedic Consultant.....	Terry Lock, M.D.
Optometrist.....	Jeff Rautio, O.D.
Dentist.....	Jack Fuller, D.D.S.

Player Personnel/Scouting Staff

Director of Pro Scouting.....	Kevin Colbert
Area Scout.....	Russ Bolinger
Area Scout.....	Dirk Dierking
Area Scout (BLESTO).....	Thomas Dimitroff
Area Scout.....	Scott McEwen
Part-Time Scout.....	Jim Owens
Part-Time Scout.....	Allen Hughes
Administrative Assistant.....	John Williams
Administrative Assistant.....	Terri Kimble
Administrative Assistant.....	Helen Misener

DETROIT LIONS QUICK FACTS**Address**

The Detroit Lions, Inc.
1200 Featherstone
Pontiac, MI 48342

Stadium

Pontiac Silverdome
Capacity - 80,311
Opened Aug. 23, 1975

Phone

Lions Offices - 248/335-4131
Tickets - 248/335-4151



William Clay Ford

CHAIRMAN AND PRESIDENT

When reflecting on William Clay Ford's ownership of the Detroit Lions, which spans more than three decades, one would be hard-pressed to find a more momentous period than the last twelve months. This past year stands out as perhaps the most pivotal and eventful era in Mr. Ford's tenure as the club's owner.

Mr. Ford, along with the entire Detroit Lions' family, ran the gamut of emotions over the last year. Excitement abounded in August 1996 as the Lions announced that the team will move back to downtown Detroit and a brand new domed stadium. The Lions' new home, along with a new baseball stadium for the Detroit Tigers, will be the focal point of the reclamation of downtown

Detroit. The club also announced that it would construct a new state-of-the-art practice facility in Allen Park, a downriver community located just 15 minutes from Metropolitan Airport.

The excitement generated by the stadium project was tempered by a less-than-successful season, which resulted, ultimately, in a coaching change. Spirits again soared in the Lions' camp in January when Mr. Ford announced that he had selected Bobby Ross as the Lions' new head coach.

"As an organization, we feel revitalized with all the new developments," Mr. Ford said. "The prospect of a new stadium, which seemed rather nebulous a year ago, is now a reality. With that uncertainty behind us, we can move forward and concentrate on reaching our number one goal, which is a Super Bowl victory. I am very confident that Bobby Ross, who has been a winner everywhere he has been, can get us there. I have assured Bobby, and I assure everyone else, that the entire organization will do everything necessary to give Bobby and his coaching staff all of the resources and support he will need to accomplish the task at hand."

Through this somewhat tumultuous time, William Clay Ford guided the Detroit Lions organization with a sense of stability, integrity and honest leadership, as he has for the entire 33 years that he has owned the club. Never one to seek the limelight, Mr. Ford has not sought public accolades for his many contributions to football, the automobile industry and his community.

Known as Bill Ford to his friends and business associates, his relationship with the Lions began during his childhood when his father, Edsel Ford, took him to the University of Detroit Stadium to see the first Lions' team play in their maiden season in the Motor City in 1934.

He became a club director in 1956 and was asked by then-Lions' President Edwin J. (Andy) Anderson to become the Lions' president in 1961.

In November of 1963, Mr. Ford purchased the team outright for \$4.5 million and officially took over the club January 10, 1964.

The 1997 season marks Mr. Ford's 34th year as the sole owner of the club, and after making generous investments via free agency and shrewd development through the draft, he believes the Lions should contend for the NFL's top prize.

"I am extremely excited, to say the least, about the prospects for this season," Mr. Ford said. "With Bobby Ross and his staff working diligently and with the personnel we now have in place, I feel we have made strides toward our goal of winning a championship."

Of course, Mr. Ford's other passion in life is the automobile industry, he being a grandson of inventor and auto pioneer Henry Ford, founder of the Ford Motor Company.

Although he retired from his post as Ford Motor Company Vice-Chairman in March of 1989, Mr. Ford remains a member of the Board of Directors and serves on its Finance Committee as well as on its Organization Review and Nominating Committee. He has been a board member since 1948 and was chairman of the company's Design Committee since its inception in 1957 until retirement in 1989.

Utilizing his expertise in design, Mr. Ford is on special assignment as a design consultant focusing his efforts on the Jaguar.

During his career with the company, Mr. Ford gained special satisfaction and acclaim as the executive in charge of the design, development and subsequent introduction of the Continental Mark II, the successor to the classic Lincoln Continental that had been developed and introduced by his father Edsel in 1939.

The youngest of Edsel's four children, William Clay Ford was born March 14, 1925. Following a tour of duty with the U.S. Naval Air Corp, he enrolled at Yale, where he captained both the tennis and soccer teams at the Ivy League school. In fact, he was a nationally ranked tennis player until two Achilles tendon surgeries relegated him to the sidelines. (Mr. Ford's athletic participation today includes some tennis, although he prefers golf, a game in which he became nearly a scratch performer.)

He graduated from Yale with a Bachelor of Science degree in economics and then joined Ford's sales and advertising staff. He later served on the industrial relations staff where he was a member of the committee that negotiated the historic 1949 contract with the UAW-CIO.

Mr. Ford also is Chairman Emeritus of the Board of Trustees of the Edison Institute, which operates Greenfield Village and the Henry Ford Museum in Dearborn. He is an honorary life trustee of the Eisenhower Medical Center, and serves as a director or a trustee for the Boys' Club of America, the United Way of Southeastern Michigan, and the Economic Club of Detroit. He is also a trustee for the Michigan Heart

Association and to the Ronald Reagan Presidential Foundation. He received an honorary doctor of science degree from the Art Center College of Design in Pasadena, California, in 1981.

Over the past year, Mr. Ford's generosity was again recognized as the outdoor courts of the University of Michigan's new tennis center, of which he was a benefactor, were named in his honor. Also, a new addition to Detroit's Henry Ford Hospital (which bears the name of Mr. Ford's grandfather) opened in 1996 — The William Clay Ford Center for Athletic Medicine is one of the premier sports medicine treatment and research institutions in the country.

He is married to the former Martha Firestone of Akron, Ohio, and they are the parents of three daughters — Martha, Sheila and Elizabeth — and a son, Bill Jr., who serves as the Lions' Vice Chairman.



William Clay Ford, Jr.

VICE CHAIRMAN

In his first two years as Lions' Vice Chairman William Clay Ford, Jr. has left an indelible mark as the franchise has undergone one of the biggest transformations in recent history. Within the past year, Ford played an instrumental role as the Lions announced plans to build a new domed stadium in downtown Detroit and hired Bobby Ross as head coach.

Ford, the son of Lions' Chairman and President William Clay Ford, was appointed to his current position in February, 1995. Bill Ford shares his father's commitment and devotion for the franchise and a burning passion to win. Like his father, he has a vision of the Lions as one of the

premier franchises in the National Football League.

Ford's dedication to the Lions was never more evident than when he spear-headed the team's stadium negotiations. Due largely to his determination and perseverance, the Lions were able to strike a deal with the city of Detroit and Wayne County that will put the Lions into a new domed stadium in downtown Detroit. The Lions will also build a state-of-the-art practice facility in Allen Park, a suburb of Detroit.

"I am really excited about the new stadium and the prospect of playing in downtown Detroit," said Ford. "In my eyes, the project is about more than just a football stadium. Along with providing us with the revenue that is necessary for fielding a competitive football team, I believe that our stadium, along with the Tigers' new stadium, will spawn the development of other businesses and entertainment venues in downtown Detroit. I cannot express how happy I am that the Lions will be a catalyst in Detroit's rebirth."

Ford also played a key role in the other major change for the Lions, the hiring of head coach Bobby Ross. Ford worked closely with his father and Lions' Executive Vice President and Chief Operating Officer Chuck Schmidt in targeting potential candidates, ultimately hiring the best candidate available in Ross.

"The primary goal of the Detroit Lions is to win the Super Bowl and to win with character," said Ford. "I feel that our focus and efforts in that direction have been bolstered by the hiring of Bobby Ross. He is a proven winner and a first class person. I look forward to working with him and will do everything I can to help him make a Super Bowl championship a reality."

In Ford's first year he made an immediate impact on the Lions as the organization took some major steps forward. The Lions instituted a new ticket policy; launched a more aggressive marketing campaign; began publishing a team newspaper; and started weekly radio and television shows that air during the season. Detroit has also become one of the first National Football League teams to establish its own web site on the Internet. In addition, the club entered into a partnership with Infinity Broadcasting for the Lions' radio broadcast rights.

Bill Ford, 40, had been Treasurer of the Lions since 1980. He is a member of the National Football League Finance Committee and has been one of four National Football League representatives on the World League Board of Directors since October, 1994.

Recently, he was named to Newsweek magazine's "The Century Club", a list of 100 people to watch as America heads into the next Millennium. Ford is one of only two people from the state of Michigan on the list.

Mr. Ford was elected to Ford Motor Company's Board of Directors on January 14, 1988. He assumed the position of Chairman of the Finance Committee for Ford Motor on January 1, 1995, at which time he also joined the Organization Review and Nominating Committee.

Prior to assuming his current responsibilities, he held a number of positions in the company.

The Princeton University graduate earned a master's degree in management as an Alfred P. Sloan Fellow at the Massachusetts Institute of Technology.

Mr. Ford is Chairman of the Edison Institute (Henry Ford Museum and Greenfield Village), Director of Detroit Renaissance, a Trustee of Henry Ford Health System. He is also a member of the World Economic Forum's Global Leaders for Tomorrow, Vice Chairman of the Greater Downtown Partnership, Inc. and is on the Board of Directors of Conservation International.



Chuck Schmidt

EXECUTIVE VICE-PRESIDENT AND CHIEF OPERATING OFFICER

In the era of free agency, salary cap and revenue sharing issues in the National Football League, the unwavering presence of Chuck Schmidt, the Lions' Executive Vice President and Chief Operating Officer, has guided the Lions with stability and continuity.

Over the last year, the Lions have undergone significant change. Last May, the Lions' front office was re-structured, in August the Lions announced plans for a new stadium in downtown Detroit and practice facility in Allen Park, Mich., and in January Schmidt played an integral role in the selection process that culminated with the hiring of Bobby Ross as the new head coach. During this period of adjustment, Schmidt maintained a sense of focus and continuity within the organization.

On the field, the Lions have experienced some success in recent years, however, the team is still striving towards its number goal, a Super Bowl. A key element in achieving that goal is managing the salary cap. Detroit's ability to keep its core of star players intact combined with fine-tuning personnel in areas of need can be attributed largely to Schmidt's ability to administer the Lions' payroll under the salary cap.

Schmidt, 50, assumed his current duties on December 27, 1989, when he succeeded Russ Thomas as the organization's top officer. In his first year at the helm, he hired a new Director of Player Personnel in Ron Hughes.

Now in his 22nd year with the Lions, Schmidt has performed a variety of duties during his tenure, providing the Detroit native with a keen and unique insight into the overall operation of the organization. He has been with the Lions since 1976 when he joined the club as a CPA. He soon thereafter was promoted to the team's controller. In 1987, Schmidt was named to the position of Vice President for Finance.

Under Schmidt's direction in 1990, the club established Detroit Lions Charities, a non-profit organization which assists various charitable and worthwhile causes in Michigan. The University of Michigan and Wayne State graduate serves on the board of directors for the program and is Secretary-Treasurer. He also serves on the Board of Directors for CATCH; the board of the Leader Dogs for the Blind in Rochester; and the Board of Trustees for the Henry Ford Medical Group, the Oakland Region.



Ron Hughes

VICE PRESIDENT OF PLAYER PERSONNEL

Ron Hughes is in his second year as the Lions' Vice President of Player Personnel. Prior to

being named to his current position, Hughes spent six years as the Lions' Director of Player Personnel.

In his role as Vice President of Player Personnel, Hughes coordinates and supervises all of the Lions' college and pro scouting efforts. He was promoted to Director of Player Personnel in June, 1990, after having worked in the department since 1983. He had served as the Lions' Director of Pro Scouting, where he primarily was responsible for the advance scouting reports of the Lions' opponents during the football season. He also scouted the top 100 college prospects each year.

Hughes is a 1965 graduate of California State College of Pennsylvania. He returned to his

native Pittsburgh and coached for 14 years on the high school level, including five seasons as head coach of North Catholic High School.

In 1979, Hughes joined BLESTO, a National Football League scouting combine, where he spent four seasons scouting eastern colleges. He spent his first two years (1983-84) with the Lions as a college scout, before moving to pro scouting in 1985.

The 54-year-old Hughes and his wife Adrienne have three children (Ted, Scott and Jennifer) and reside in Lathrup Village, Mich.



Bill Keenist

VICE PRESIDENT OF COMMUNICATIONS, SALES & MARKETING

Bill Keenist assumed the role of Lions Vice President of Communications, Sales and Marketing in May of 1996 after two years as Vice President of Administration and Communications. Keenist, a fixture in the Lions' front office for the last 12 years, was appointed to the position by Chuck Schmidt. He oversees the Lions' media relations, community relations, marketing and ticket departments as well as managing all of the Lions' broadcasting concerns.

Under Keenist's direction, the Lions have recently launched their own television show (Reebok Lions Report), radio show, newspaper and internet sight. He also negotiated a new five-year agreement with Infinity Broadcasting for the Lions' radio rights that will, for the first time, include a simulcast of all Lions' games on AM and FM stereo. This past year the Lions re-structured the ticket office, and instituted a tele-marketing and group sales department.

Keenist, 39, has been with the Lions since 1985 when he was hired as assistant public relations director. In 1987 he was named director of public relations, a position he held until his appointment as Director of Marketing, Broadcasting and Communications in 1991.

Prior to joining the Lions, Keenist worked for the Washington Redskins from 1981-83 as a public relations assistant and Director of Promotions. He was a member of the Redskins when the team won Super Bowl XVII in 1983 over Miami.

Keenist left the Redskins to become P.R. Director of the Pittsburgh Maulers of the United States Football League. After the Maulers, Keenist was the Sports P.R. Director for the Pittsburgh Civic Arena, where he worked primarily with the Pittsburgh Penguins hockey team.

Keenist's talents have been recognized around the NFL. For Super Bowls XXIV - thru- XXVIII he had the honor of being selected the public relations co-captain, which involves the coordination of all media-related activities at the Super Bowl. He currently serves on the following NFL PR/Marketing Committees: Broadcasting; Governmental Affairs and Gameday Magazine.

He also served as the P.R. Chairman of the NFC Central Division and Chairman of the Public Relations Special Projects Committee.

A native of Elizabeth, Pa., Keenist holds a master's degree in sports administration from Ohio University. He also received his bachelor's degree in Journalism from Ohio University. He served a graduate internship at Duke University where he worked in the athletic department.

He lives in Oxford with his wife Cindy and their three children, sons Billy and Christopher and daughter Lindsay.



Larry Lee

VICE PRESIDENT OF FOOTBALL ADMINISTRATION

Former Lion lineman Larry Lee, entering his fifth year in the Lions' front office, begins his second year as Vice President of Football Administration. Lee, who was promoted last May, had been the Lions' Director of Player Programs and Pro Personnel Assistant the last three years.

In his current position, Lee negotiates contracts and coordinates all aspects of football administration, including the equipment, training and video departments, as well as player programs, team travel and training camp.

In Lee's first year on the job the Lions added a security department and improved the coordination of efforts between the various football operations department. The latest project undertaken by Lee is coordinating the logistics for the Lions' training camp at Saginaw Valley State University. This season marks the first time the Lions have held training camp away from the Silverdome since 1989.

Lee also administers player programs such as continuing education and financial seminars and assisting in scouting and evaluating talent.

An All-Pac Ten performer and team captain as a senior at UCLA, Lee was selected by Detroit in the fifth round of the 1981 draft. Lee spent five seasons with the Lions as a center-guard and long snapper, then was

released during the 1985 season and signed by Miami where Lee played through the '86 season. He finished his career with Denver (1987-90), playing with the Bronco team that advanced to Super Bowl XXII.

Lee, 37, began planning for his post-football career while he was still playing, taking part in the Ford Motor Co. Minority Dealer Program, then working full time as Mel Farr's administrative assistant from 1990-92. Lee spent a year as general manager at White Allen Honda in his hometown Dayton, Ohio.

Larry and his wife Daphne have two daughters, Dayna (12) and Danielle (9).



Tom Lesnau
VICE PRESIDENT OF
FINANCE AND CHIEF
FINANCIAL OFFICER

Tom Lesnau was named to the position of Vice President of Finance and Chief Financial Officer in May, 1996. Lesnau is one of the senior members of the Lions' organization, having been a member of the front office for the last 19 years.

His role consists of supervising the club's financial operations, including budgeting, payroll, purchasing, accounting and all other financial matters. In addition to those responsibilities, he oversees the administrative and computer operations of the Lions, including non-team travel and

facilities management of the club. He also continues his role as the Lions' liaison with the Pontiac Silverdome Stadium Authority.

In Lesnau's first year in his current role, he undertook the enormous task of establishing departmental budgets in order to more efficiently administer the overall performance of the organization. Also, the Lions developed a new system for financial operations such as billing, purchasing and expense reports.

He was named Controller of the Lions in January of 1991 after serving as the team's accountant for 13 years. Lesnau came to the Lions from the accounting firm of Ernst and Whinney (now Ernst and Young) where he had worked for five years. He was hired as the club's accountant in 1978 and took over the additional duties of travel coordinator in 1980. Lesnau also coordinated the construction of the players' lounge as well as the construction of the ticket and marketing offices and the conversion of the old ticket office into the public relations office in 1991. This past off-season, Lesnau supervised the significant changes made to the team's facilities including the remodeling of the locker room and weight room.

In addition to his duties with the Lions, Lesnau serves on the NFL Finance Directors Committee. Additionally, his involvement with local charities includes positions on the Board of Directors for Detroit Lions Courage House, Kolo Charities and the Russ Thomas Scholarship Fund.

Lesnau, a native of Detroit, received his degree in accounting from Michigan State University and is a Certified Public Accountant. He resides in Waterford.



David Wm. Potts

VICE PRESIDENT -
GENERAL COUNSEL

In the era of free agency and the salary cap, having the best possible legal advice is paramount. David Wm. Potts fills a significant role as the Lions' Vice President - General Counsel. Potts, 55, advises Chuck Schmidt and the Lions' organization on legal matters and provides counsel on general corporate questions, league issues and governmental relations. He joined the Lions in August, 1994.

Potts played a major role in the Lions' stadium negotiations which resulted in plans for a new stadium in downtown Detroit. He is currently involved in the Lions' lease negotiations with the Pontiac Silverdome as well as serving as the Lions' chief political liaison with city, county, state and federal legislators.

Potts' familiarity with the Lions is a tremendous plus as he continues his long association with the organization. The Lions have tapped into his vast reservoir of legal expertise many times in the past. A practicing attorney since 1969, Potts, before joining the Lions, was a senior partner in the Birmingham law firm of Carson, Fischer and Potts.

A Bloomfield Hills, Michigan native, Potts attended Hillsdale College and Eastern Michigan

University, and graduated from the Wayne State University School of Law in 1969.

Chief among Potts' professional and personal honors was his 1991 appointment to the President's Commission on White House Fellowships, a position he held for two years. He also received the Arthur L. Robbins Award in trial practice from Wayne State's law school.

This past February, he was named Chairman of the Oakland county Economic Development Corporation. Potts assumes the chairmanship after having served as a director and officer of the corporation which provides business support and community assistance services in Oakland County.

He is admitted to practice in all Michigan Courts, U.S. District Court - Eastern District of Michigan, and U.S. Court of Appeals - 6th Circuit.

In addition to his professional experience, Potts has been active in several civic organizations: Oakland County Legal Aid Society, Oakland County Bar Association (Public Relations Committee Chairman and Vice Chairman In-House Counsel Committee), American Heart Association Corporate Advisory Board and Detroit Institute of Arts (Founders Junior Council member and President).

His wife, Wendy L. Potts, also an attorney, was recently appointed to the Oakland Probate Court by Governor Engler where she will preside over cases involving estates, juveniles and mentally impaired persons. She is currently a director of the State Bar of Michigan. David and Wendy have two daughters, Kelly and Stephanie, recent graduates of the University of Michigan and Indiana University.

Administrative Staff



Cheryl Carrier

HUMAN RESOURCES DIRECTOR

2nd year with Lions

Cheryl Carrier is in her second year as the Lions' Human Resources Director. Prior to joining the Lions, Carrier spent 19 years with Ford Motor Company, the last nine as Executive Assistant to William Clay Ford, Jr.

Carrier set up the newly formed department, which established new policies and procedures for personnel matters in addition to providing human resources services to Lions' personnel. Among the services provided are training sessions, seminars on various topics such as stress management, a new job performance evaluation system and orientation for new employees.

A native of the Detroit area, Carrier attended Plymouth Salem High and Henry Ford Community College. Her hobbies include scuba diving, especially wreck diving, golf and all aspects of nature. She resides in Milford with her husband, Jim, and has two stepchildren, Christine and Jim.



Steve Harms

EXECUTIVE DIRECTOR OF MARKETING

4th year with Lions

Steve Harms enters his fourth year with the Lions, as Executive Director of Marketing. Harms, 36, oversees the Lions' marketing and promotions programs. His main focus is on sponsorship sales. Harms has taken over broadcast sales for Lions' preseason television games and handles the advertising sales of the Lions' weekly television and radio shows. He also sells promotions, print advertising and special event sponsorships.

Harms joined the Lions with over 10 years experience in marketing and sales in the NBA. He spent three years, from 1991-1994, as the Director of Sponsor Programs for the Detroit Pistons and the Palace of Auburn Hills. From 1989-91, Harms was Team Services Manager for NBA Properties in New York. Harms spent four years (1985-88) as the Director of Sales with the Milwaukee Bucks before moving on to NBA Properties. He started his career in the Pistons' Ticket Sales department at the Silverdome.

A native of Milwaukee, Wisconsin, Harms earned a bachelor's degree in recreation administration at the University of Wisconsin-La Crosse. He and his wife, Lori, reside in Oxford with their two daughters, Lauren and Joelle.



Allen "Jocko" Hughes

**DIRECTOR OF
SECURITY**
2nd year with Lions

Allen "Jocko" Hughes enters his second year as the Lions' Director of Security. Hughes handles day-to-day security needs and concerns as well as accompanying the team on road trips to ensure security and handle any security breaches.

Hughes joined the Lions following a 28-year career with the Detroit Police Department. He retired with the rank of Third Deputy Chief, where he trained officers and supervisors. Hughes also taught adult education in the Detroit Public Schools from 1979-85 and served as Chief of Operation/Security Director for the Emanuel Steward Kronk Boxing Team from 1981-87.

A native of Detroit, Hughes graduated from Miller High where he was a three sport athlete - football, basketball and track - earning All-State honors in basketball and football. He was enshrined in the school's Hall of Fame in 1991. Hughes graduated from the University of Detroit Mercy with a degree in law enforcement. He has coached and played professional basketball as well as coaching the Detroit Policemen basketball team and little league football.

Hughes has three children, Cassandra, Allen, a part-time scout for the Lions, and Calvin.

He resides in Canton with his wife, Ora, who has two daughters, Robin and Terri.



Tom Lewand

**DIRECTOR, SALARY CAP
& STADIUM DEVELOP-
MENT**
2nd year with Lions

Tom Lewand, entering his second year with the Lions, performs a variety of functions for the team. Lewand manages the Lions' salary cap and all the components that go along with it and also negotiates player contracts. In addition to his salary cap responsibilities, Lewand oversees the Lions' new stadium venture, including coordinating the design and construction process.

Lewand received his law degree from the University of Michigan Law School and his Master's in business administration from the University of Michigan Business School in 1996. He worked for the Lions on a part-time basis while completing work on his degrees. Upon graduating, he assumed full-time duties.

After receiving his undergraduate degree from the University of Michigan in Political Science and Economics in 1991, he worked as an environmental advisor for the Governor of Indiana, Evan Bayh. Following a year in that position, he entered law school at Michigan. He spent the summer of 1995 working for the law firm of Dickinson, Wright, Moon, Van

Dusen and Freeman in Detroit. The previous summer he worked for the Chicago law firm, Kirkland and Ellis. In the summer of 1993, he worked in the White House in the Counsel's Office for Presidential Personnel. Lewand worked for the University of Michigan football program in various capacities on a volunteer basis while he was in school.

Lewand and his wife Suzanne make their home in Royal Oak, his hometown.



Duane McLean

**EXECUTIVE DIRECTOR
OF TICKET SALES &
CUSTOMER SERVICE**
1st year with Lions

Duane McLean enters his first season as the Lions' Executive Director of Ticket Sales and Customer Service. McLean oversees the team's entire ticket operation including season tickets, group tickets, telemarketing and all ticket customer services.

McLean joins the Lions following two seasons with the Houston Rockets, who opened the 1996-97 season with their largest season ticket base in team history. Prior to joining the Rockets, McLean served as Vice President of Ticket Sales for the International Hockey League's Chicago Wolves in their inaugural season. He spent nine years, 1984-93, in the front office of the Detroit Pistons prior to his stint

with the Wolves. He served as Director of Sales with the Palace Sports and Entertainment Group for five years.

Under McLean's direction, the Wolves established their ticket operation and developed innovative marketing strategies. His efforts proved beneficial as the Wolves set an IHL record for paid attendance and led the league in ticket revenues and group sales.

McLean, along with his sales staff, played a role in the overall prosperity of the Detroit Pistons, Palace of Auburn Hills, Detroit Vipers hockey team, Detroit Neon soccer team, Pine Knob Music Theater and Meadowbrook Music Theater, servicing more than 200 events at the Palace every year. He began as an account representative with the Pistons in 1986 and was promoted to Sales and Marketing Coordinator two seasons later.

A native of Rochester Hills, Michigan, McLean graduated from Rochester High and was an All-American baseball player at the University of Wisconsin-Parkside. He and his wife, Susan, have three children, Jayme, Kayla and Dayne.



Mike Murray

DIRECTOR OF MEDIA RELATIONS

7th year with Lions

Mike Murray joined the club as Media Relations Coordinator in April, 1991. As the Director of Media Relations, Murray manages

all aspects of media relations for the Lions including the writing and publishing of the media guide, GameDay Magazine, yearbook, press credentials, news releases, press conferences and direct day-to-day contact with the media. Under his direction, the club has initiated the extensive use of desktop publishing, established its own newspaper ("Lions Report"), and developed the team's official website (www.detroitlions.com).

This past year, Murray was honored by the Detroit Sports Broadcasters Association with the "Best of the Best Award" as Public Relations Person-of-the-Year in Michigan sports. In both 1994 and 1995, his Media Relations Department was named a finalist for the Pete Rozelle Award, an honor given annually by the Professional Football Writers of America to the NFL P.R. staff "that goes above and beyond the call of duty in its efforts to provide services to the working press". Murray has also contributed to the National Football League's P.R. efforts for the Super Bowl, Pro Bowl and NFL Championship Game, and has served on various NFL P.R. committees.

Murray brings to the Lions extensive experience in athletic public relations. He moved to the Lions following a brief stint as Assistant to the Athletic Director for Media Relations at Illinois State University. Prior to that, Murray spent seven years as Assistant Sports Information Director at the University of Michigan. During his tenure in Ann Arbor, Murray helped coordinate publicity for six bowl-bound football squads and the basketball team that claimed the 1989 NCAA Championship.

A Dearborn native, Murray received his communications degree from the University of Michigan. He and his wife, Mena, have three children, Elizabeth, Michael and Eddie.



Tim Pendell

DIRECTOR OF COMMUNITY RELATIONS & DETROIT LIONS CHARITIES

13th year with Lions

The Lions' involvement with charity and community organizations in the Detroit area has increased in recent years largely due to the efforts of Tim Pendell. Pendell joined the Lions in 1985 and was director of communications prior to being named to his current position in December of 1990. Along with running Detroit Lions Charities, he assists in coordinating the entertainment at Lions' home games. He has been the chairman of the NFL Community Relations Committee since 1992.

Pendell is a native of Macomb, Illinois but he was no stranger to Michigan when he joined the Lions. He was the sports information director at Ferris State University in Big Rapids, Michigan from 1976-83. He then joined the public relations staff of the United States Football League's Michigan Panthers. He was with the Panthers in 1983-84.

He graduated from Western Illinois University and served a four-year stint in the Air Force with American Forces Radio and Television service. He and his wife Diann are members of Faith Church. They live in Oxford.

Lions' Staff**Dan Arthur**PUBLICATIONS
COORDINATOR**Risa Balayem**ADMINISTRATIVE
ASSISTANT - Media Relations**Bryan Bender**BROADCAST SERVICES
COORDINATOR**Mark Cheklich**SPONSORSHIP SALES
MANAGER**Charlie Coffin**

OFFICE ASSISTANT

**Mary Ann Cordova**ADMINISTRATIVE ASSISTANT
- Marketing**Tarik Cox**PROMOTIONS & GAME
OPERATIONS
COORDINATOR**Laura Douglas**ADMINISTRATIVE
ASSISTANT- Chuck Schmidt,
David Potts & Tom Lewand**Kim French**COMMUNITY RELATIONS
COORDINATOR**Bill Ford**ASSISTANT ATHLETIC
TRAINER**Beth Gay**ADMINISTRATIVE
ASSISTANT - Coaches**Mark Glenn**ASSISTANT EQUIPMENT
MANAGER**Mark Graham**

BOX OFFICE MANAGER

**Deana Hittinger**

TICKET SALES ASSISTANT

**Karen Johnson**ADMINISTRATIVE
ASSISTANT - Bill Keenist**James Jordan**

EQUIPMENT ASSISTANT



George Karas
GROUNDSKEEPER



Terri Kimble
ADMINISTRATIVE
ASSISTANT - Player Personnel



Judy Kowalkowski
MANAGER ACCOUNTING
OPERATIONS



Melissa Krucki
TICKET SALES ASSISTANT



Jennifer Manzo
SALES COORDINATOR



Helen Misener
ADMINISTRATIVE
ASSISTANT - Player Personnel



Claire Mittendorf
EXECUTIVE ASSISTANT -
William Clay Ford



Barbara Mouthaan
ADMINISTRATIVE ASSISTANT
- Bobby Ross & Coaches



James Petrylka
MEDIA SERVICES
COORDINATOR



Steve Reaven
MEDIA RELATIONS ASSISTANT
INTERNET COORDINATOR



Joe Recknagel
ASSISTANT ATHLETIC
TRAINER



Barbara Saliba
ADMINISTRATIVE ASSISTANT
- Football Administration



Mai Sellers
OFFICE FACILITIES
MANAGER



Kori Small
RECEPTIONIST



Liz Sorles
ADMINISTRATIVE ASSISTANT -
Ticket Sales & Customer Service



Jenny Taylor
ADMINISTRATIVE ASSISTANT
- William Clay Ford, Jr.



Bobby Ross

HEAD COACH

50-36 Career Record (47-33 regular season)

1st Year with Lions

10th Year in NFL

When asked what he was looking for in a new head coach, Lions' owner William Clay Ford replied simply, "A winner." That description certainly fits Bobby Ross, who has been a winner everywhere that he has coached. And when Ross left his post in San Diego, Mr. Ford immediately targeted Ross as Detroit's top candidate. On January 13, 1997, Bobby Ross became the 18th head coach in team history.

"A couple of weeks ago, I told you that we were going out on a search and we were looking for a winner," said Lions owner William Clay Ford upon hiring Ross. "I think we've done just that.

Our interview process was kind of a wide-angle lens approach. When Bobby Ross became available, our wide-angle changed to a very narrow, focused lens. We got Bobby in the crosshairs and he was our target. He looked as exactly the person we wanted. Luckily, we got him."

"It's a delight for me to be a part of this fine organization," said Bobby Ross. "There are three or four significant reasons why I was thrilled about the opportunity to come to the Detroit Lions. It really got down to the tradition of this organization, which goes back to the original years of the National Football League. To me, that was exciting. I'm a traditionalist. I go back a lot to that type of thing, and there is a very rich tradition here.

"Certainly, the ownership is attractive here," Ross continued. "When you talk to people around the National Football League, they tell you that there is tremendous ownership here. It's not so much where you work, but the people you work with and work for. That is huge for me. This is as fine of an organization as there is in the National Football League. Thirdly, I think the opportunity to win is here. There are some very fine football players here. If you've ever been a player or a coach in the National Football League, you know one thing. When you're not playing in January, it eats away at you. If you haven't gotten yourself to the playoffs and ultimately to the Super Bowl, there is an empty feeling inside. I can tell you from this very moment on, that is going to be the direction and the goal of our football program with the Detroit Lions."

Ross posted a regular-season record of 47-33 (.588) in five years as head coach of the San Diego Chargers and was 3-3 in postseason play. Ross' 50 overall victories as the Chargers head coach — an average of 10 wins per year — ranks third on the team's all-time list behind Sid Gillman (87 wins in 11 seasons) and Don Coryell (72 in nine seasons). His three postseason wins are tied with Coryell for the most in team history.

Ross took the reins at San Diego prior to the 1992 season. Under Ross, the Chargers caught fire and quickly became one of the NFL's Cinderella stories that year. Despite losing the first four games of the season, Ross' squad won 11 of the final 12 regular-season games and won the AFC Western title. It marked San Diego's first AFC West title since 1981 and first playoff appearance since 1982. His squad continued its winning ways with a 17-0 playoff victory over Kansas City.

The Chargers' accomplishments under Ross did not go unnoticed, earning the head coach a host of postseason honors. He was named NFL Coach of the Year by United Press International, Pro Football Weekly, Football News, Football Digest, Maxwell Football Club, Kansas City 101 Banquet and the Pro Football Writers Association.

Ross' most successful NFL campaign came in 1994 when he led the Chargers to their Super Bowl appearance. He took a team that was 8-8 the year before and was given little hope of escaping the AFC West cellar and proved that hard work, team unity and a never-say-die spirit are more than just coach-speak. Ross' relentless coaching style drove the team to postseason victories over Miami, 22-21, and at Pittsburgh in the AFC Championship Game, 17-13, before dropping a 49-26 decision to San Francisco in Super Bowl XXIX.

Ross has coached college or pro football for 30 years. And wherever he has gone, Bobby Ross has always been one thing: a winner.

He was a college head coach 15 of 19 years prior to going to San Diego, interrupted only by four seasons as an assistant with the Kansas City Chiefs (1978-81). While coaching at The Citadel, Maryland and Georgia Tech, he was 94-76-2 (.552).

Before revising the fortunes of the Chargers, the 60-year-old Richmond, Virginia native turned around the Georgia Tech program and carried it into the national spotlight. He inherited a down-

trodden program which struggled through a 5-20 mark before Floss' teams won 18 of their next 20 games and a share of the national championship in 1990 with an 11-0-1 mark. It was the football program's first-ever national championship and conference title, and Ross was a consensus choice nationally for coach of the year. He culminated his career at Georgia Tech with a 31-26-1 record, including a 26-6-1 record over his final 33 games. He finished his five-year stint with an 8-5 record in 1991 and an 18-17 come-from-behind victory over Stanford in the Aloha Bowl.

In 1990, Ross directed Georgia Tech to the United Press International National Championship as the nation's only unbeaten team at 11-0-1 following a convincing 45-21 win over Nebraska in the Florida Citrus Bowl. It was Tech's first appearance in a New Year's Day bowl game since 1966. Ross collected one of the biggest wins of his coaching career when Tech knocked off then-top-ranked Virginia, 41-38, in a nationally-televvised thriller. The Yellow Jackets won their first Atlantic Coast Conference title in school history and their first national and conference championship of any kind since 1952. A consensus national Coach of the Year and the ACC Coach of the Year, Ross led Tech to a No. 1 ranking by UPI, The Sporting News and Scripps Howard Publishing.

Ross previously had five successful seasons at the University of Maryland (1982-86) where his Terrapin teams were known for their explosive offenses. During that time, Maryland compiled a sparkling 39-19-1 mark (.607). He guided Maryland to three ACC titles and four bowl games.

Perhaps if there is any one game indicative of his all-out, never-say-die coaching style, it might be Maryland's thrilling 42-40 win over nationally-ranked Miami in 1984. Making the greatest comeback in Division I history, Ross coached the Terps from a 31-0 halftime deficit to a last-second win over the Hurricanes in the Orange Bowl.

Ross' Maryland teams produced a number of outstanding talents, including all-America quarterbacks Boomer Esiason, Frank Reich and Stan Gelbaugh, and Detroit Lions All-Pro center Kevin Glover. Ross left Maryland to become only the eighth full-time head football coach in Georgia Tech history.

After a tour of duty in the U.S. Army as a First Lieutenant (1960-62) and four seasons of coaching at the prep level, he started his collegiate coaching at VMI in 1965. Ross then spent four seasons as an assistant at William and Mary (1967-70), one year at Rice (1971), and one year at Maryland (1972) before beginning his head coaching career at The Citadel in 1973.

Ross spent five seasons at The Citadel (1973-77) before leaving to become an assistant coach in the NFL under Marv Levy with the Kansas City Chiefs in 1978. He coached special teams and defense in 1978-79 and offensive backs in 1980-81 with the Chiefs before returning to the collegiate ranks as head coach at Maryland in 1982.

BOBBY ROSS' COACHING RECORD

NFL REGULAR SEASON

Year	W	L	T	Pct.	Result
1992	11	5	0	.688	1st, AFC West
1993	8	8	0	.500	4th, AFC West
1994	11	5	0	.688	1st, AFC West
1995	9	7	0	.563	2nd, AFC West
1996	8	8	0	.500	3rd, AFC West
Total	47	33	0	.588	Two Division Titles

PLAYOFFS

Year	W	L	T	Pct.	Result
1993	1	1	0	.500	Def. KC, Lost at Miami
1994	2	1	0	.667	Def. Miami, Pitt, Lost to SF
1995	0	1	0	.000	Lost to Indianapolis
Total	3	3	0	.500	Trip to Super Bowl XXIX

COLLEGE RECORD

Years	College	W	L	T	Pct.
1973-77	The Citadel	24	31	0	.436
1982-86	Maryland	39	19	1	.670
1987-91	Georgia Tech	31	26	1	.543
Total		94	76	2	.552

Robert Joseph Ross was born Dec. 23, 1936, in Richmond, Virginia, and was a three-sport letterman at Virginia Military Institute in football, basketball, and baseball. He started at quarterback and defensive back for two seasons and served as captain of the team as a senior. Ross graduated from the Lexington, Virginia school in 1959 with a Bachelor of Arts degree in English and History.

Ross and his wife, Alice, have five children - sons Chris, Kevin, and Robbie and daughters Mary and Teresa - and ten grandchildren. All five of his children are college graduates: Chris (Air Force Academy - '84), Mary (Maryland - '85), Teresa (Loyola of Baltimore - '87), Kevin (Naval Academy - '88) and Robbie (Georgia Tech - '96). Robbie is currently pursuing his master's degree at Georgia Tech.

Coaching Staff



Brian Baker

DEFENSIVE LINE
1st Year with Lions
2nd Year in NFL

Brian Baker, who played and coached for Bobby Ross on the collegiate level, becomes the Lions' defensive line coach. Baker, whose first pro coaching assignment came last year with the Chargers in the same capacity, has 12 years of college coaching under his belt.

Baker began his coaching career at The University of Maryland under Ross, coaching outside linebackers in 1984-85. After spending 1986 tutoring the fullbacks at Army, the 35-year old Baltimore, Md. native reunited with Ross and spent the next nine seasons at Georgia Tech, (1987-91 under Ross). He coached outside linebackers from 1987-94, and in 1995 he was promoted to defensive coordinator/outside linebackers coach, guiding a Yellow Jackets' defense which ranked fourth in the nation against the run that season.

Baker is an active member of the American Football Coaches Association (A.F.C.A.), and he is the first assistant coach to serve on the board of trustees for the A.F.C.A. He also served as Chairman of the Assistant Coaches Committee from 1992-95.

Baker earned three letters as an outside linebacker for the Maryland Terrapins under head coach Bobby Ross. The Terrapins earned three bowl invitations during Baker's playing career.

Brian Michael Baker was born June 20, 1962, in Baltimore, Maryland. He played running back and outside linebacker and ran track for Baltimore Polytechnic Institute High School Engineers in Baltimore. Baker earned his bachelor's degree in marketing from Maryland in 1985.

He is married to the former Nevada Tinsley of Manhattan, New York, who earned All-America honors in track and field while attending the University of Virginia. The Bakers welcomed their second child, a daughter, Jade, April 5, 1997. They also have a daughter Nicole and niece, Norell Jackson.



Don Clemons

DEFENSIVE ASSISTANT & ASSISTANT STRENGTH COACH
13th Year with Lions
13th Year in NFL

Don Clemons will aide the Lions' staff as a defensive assistant and assistant strength coach. Clemons' role will also include work in the Lions' scouting department. He spent the last 12 seasons as an assistant coach with the Lions (strength & conditioning, 1985-88; defensive assistant, 1989-96).

Clemons, 43, is a native of Northampton, Pa. He was a standout defensive end at Muhlenberg (Pa.) College, where he earned All-District honors and was team captain his senior year ('76).

His first coaching experience was at Kutztown State (Pa.) where he tutored outside linebackers for two seasons (1977-78). He then spent one year as linebackers coach at New Mexico State (1979) before joining former Lions' Head Coach Darryl Rogers at Arizona State. Clemons was the strength and conditioning coach for the Sun Devils and also assisted the defensive line coach from 1980-84.

Holder of an English degree from Muhlenberg, Clemons and his wife Shawn — who starred in basketball at Arizona State and was an assistant coach on the Oakland University (Rochester, Mich.) women's basketball team that went to the NCAA Division II semifinals in 1989-90 — have two sons, Scot and Corey.



Sylvester Croom
OFFENSIVE COORDINATOR
1st Year with Lions
11th Year in NFL

Sylvester Croom arrives in Detroit as offensive coordinator after coaching running backs with three NFL teams for the past 10 seasons. The Tuscaloosa, Ala. native spent the last five years with Bobby Ross in San Diego.

Under Croom's tutelage, Chargers' second-year running back Terrell Fletcher developed into a potent double threat as he finished the 1996 season second on the team in rushing (77 att., 282 yds.) and receiving (61 rec., 476 yds., 2 TDs). In 1995, his rookie year, Fletcher rushed for 140 yards on 26 carries with one TD and caught three passes for 26 yards. Also in 1995, rookie running back Aaron Hyden rushed for 470 yards and three touchdowns despite playing in only six games.

Prior to joining the Chargers, "Sly" tutored the Indianapolis Colts' running backs in 1991. He held a similar position with the Tampa Bay Buccaneers for four seasons (1987-90). The position with the Buccaneers was his first professional coaching experience.

Before joining the pro ranks, Croom spent 10 years (1977-86) at his alma mater, the University of Alabama, where he coached linebackers. He coached both outside and inside linebackers for the Crimson Tide, guiding the outside linebackers from 1977-81 and 1984-86, while leading the inside linebackers 1982-83. While he was at Alabama, the Tide won back-to-back national championships in 1978-79. Four of Croom's pupils at Alabama went on to become first round NFL draft choices — E.J. Junior (1981), Mike Pitts (1983), Cornelius Bennett (1987) and Derrick Thomas (1989). Also during Croom's tenure, Alabama led the Southeastern Conference in total defense two seasons, 1979-80. He started at Alabama as a graduate assistant in 1975-76.

During his playing days at Alabama under legendary coach Bear Bryant, Croom was an All-American center from 1972-74, while helping lead the Tide to three straight SEC Championships and a national title in 1973. Alabama compiled a 32-4 record during Croom's three years as a starter. The 6-0, 235-pound center was named Kodak All-American and first-team All-SEC as a senior in 1974. He also earned the Jacobs Award as the best defensive lineman in the conference. Croom began his career at Alabama as a linebacker, then switched to light end and tackle before settling in at center.

Following his career at Alabama, Croom signed with the New Orleans Saints as a free agent in 1975 and played one season in the NFL.

Croom received his bachelor's degree in history with a minor in biology from Alabama in 1975 and earned his Master's degree in educational administration two years later at Alabama.

Sylvester Croom, Jr. was born on September 25, 1954, in Tuscaloosa, Alabama. He played linebacker and tight end for the Tuscaloosa High Back Bears. Sly and his wife, Jeri, have a daughter, Jennifer.



Frank Falks
RUNNING BACKS
1st Year with Lions
4th Year in NFL

Frank Falks takes over as the Lions' running backs coach after three years as the tight ends/H-backs coach with the San Diego Chargers. Prior to joining the Chargers, Falks accumulated 25 years of college coaching experience.

While with the Chargers, Falks was instrumental in the development of Al Pupunu who set career highs in receptions and receiving yards in consecutive seasons in 1994 and 1995. Last season, Pupunu caught 24 passes for 271 yards with one TD while playing in only 10 games due to injury. His

replacement, Deems may career-high with 19 catches and 188 receiving yards in 1996. In 1995, Pupunu set a new career-high with 35 catches for 315 yards, topping his previous bests of 21 catches for 214 yards set in 1994.

Falks joined the Chargers following two years (1992-93) as the running backs coach at Ohio State. In 1993, Ohio State's Raymont Harris rushed for 1,369 yards and averaged 112 yards per game. Three of Falks' running backs were selected in the 1994 draft. In addition to Robert Smith, who was the twenty-first pick overall, the Buckeyes produced Jeff Cothran (third round), Raymont Harris (fourth round), and Butler By'not'e (seventh round).

Falks began his coaching career at his alma mater, Parsons College, where he was the offensive coordinator for two years (1968-69). From there he moved on to Kansas State for two years (1970-72) before tutoring the defensive ends at Arkansas from 1973-77. He then spent two years (1978-79) as the defensive coordinator at Wyoming, preceding a one-year stint (1980) as the defensive coordinator at San Diego State. In 1981, Falks joined Jimmy Johnson's staff at Oklahoma State where he coached the running backs for two seasons. While at Oklahoma State, Falks coached Ernest Anderson, the nation's leading rusher in 1982. After his tenure at Oklahoma State, Falks worked for four years (1983-86) at Southern California. He was USC's running backs coach in 1983-84 and was the Trojans' assistant head coach and recruiting coordinator in 1985-86. Falks coached the running backs at Arizona State for four years (1987-91) before moving on to Ohio State. During his tenure at Arizona State, Falks

coached Leonard Russell, the first running back drafted and the fourteenth player taken overall in the 1991 NFL draft. From 1989-91, Falks served as the Sun Devils' assistant head coach.

Falks played linebacker at Joplin Junior College in Joplin, Missouri, earning All-America honors in 1964. He was elected into Joplin's Hall of Fame in 1973. Falks continued his playing career at Parsons College in Fairfield, Iowa, where he graduated with honors with his bachelor of science degrees in Biology and Health & Physical Education in 1967. Falks also earned All-American honors in 1966.

Franklin Curtis Falks was born March 9, 1943, in Tampa, Florida where he attended Howard Blake High and was named football captain for the Yellow Jackets as a senior. He was also a member of the National Honor Society.

Frank and his wife, Carol, have a son, Michael and a daughter, Raegan.



Jack Henry

OFFENSIVE LINE
1st Year with Lions
4th year in NFL

Jack Henry joins the Lions as offensive line coach, the same position he held under Ross last season in San

Diego. Henry, 51, brings 28 years of coaching experience to the Lions, his third NFL stop.

Prior to joining the Chargers, Henry spent three seasons (1993-95) as the offensive line coach at the University of Pittsburgh. His first NFL coaching experience was tutoring the Pittsburgh Steelers offensive line for Chuck Noll in 1990-91.

Henry served as the assistant director of athletics, associate head football coach and offensive coordinator at his alma mater, Indiana University of Pennsylvania from 1986-89. He was the offensive coordinator/offensive line coach at Wake Forest (1981-85); offensive coordinator at Appalachian State (1980); offensive line coach at West Virginia (1978-79) and Southern Illinois (1977); offensive coordinator at Millersville (1975-76); offensive line coach at Louisville (1974); offensive line coach and assistant wrestling coach at Edinboro (1973); and freshman offensive line coach at West Virginia (1970). His first coaching job was at Blairsville (Pennsylvania) High.

Henry, who began his collegiate playing career as a linebacker at Penn State (1964-65), played guard for Indiana University of Pennsylvania in 1967-68 before graduating in 1969. He was the captain of IUP's 1968 Boardwalk Bowl championship team.

John "Jack" Henry was born March 14, 1946 in Wilmerding, Pennsylvania. He graduated from Chartiers-Houston High in Houston, Pennsylvania. Henry and his wife, Carol, have two children Chad and Jacqueline.



Bert Hill
STRENGTH & CONDITIONING
8th Year with Lions
8th Year in NFL

Bert Hill returns for his eighth season with the Lions as strength and conditioning coach after serving Wayne Fontes in a similar capacity since 1990. The 38-year-old Montgomery, Ala. native also assisted Detroit's special teams in 1996 and worked with the defensive line from 1990-95.

Hill came to the Lions in March, 1990, following his second stint at Texas A&M. He worked at Texas A&M for six years (1983-88) where the Aggies won three straight Southwest Conference titles. He served one year (1988-89) at Ohio State before returning to Texas A&M.

Hill began his coaching career at Cloverdale Junior High (Montgomery, Ala.) in 1979. After two years, he moved on to Nichols State (1981-82) where he was assistant defensive line/strength coach. He earned his master's degree from Auburn where he again assisted with the strength program (1982-83). He played two years at Marion (Ala.) Military Institute (1976-

77), and played one year (1978) at linebacker at Wichita State University. He earned his degree in physical education from Auburn University.

The 39-year-old (Jan. 25, 1958) Montgomery, Ala. native and his wife, Tara, reside in Rochester Hills.



Stan Kwan
OFFENSIVE & SPECIAL TEAMS
ASSISTANT
1st Year with Lions
6th Year in NFL

Stan Kwan enters his first year with the Lions where he will handle a variety of duties as the Lions' offensive and special teams assistant. Kwan, 27, joins the Lions following six seasons in a similar capacity with the San Diego Chargers, the last five under Bobby Ross.

In his new role with the Lions, Kwan directs the special teams service unit during practice, and assists Chuck Priefer with kickers, punters and long-snappers. Kwan, who is considered by offensive coordinator Sylvester Croom to be an invaluable member of the offensive staff, also will continue to signal in the offensive calls during games. In addition, he is responsible for

drawing all computer diagrams of plays and calls in both the offensive and defensive play-book. Kwan will also break down all special teams film of upcoming opponents and provide statistical analysis for special teams, League and college combine testing statistics.

Kwan played baseball for three years at San Diego State University where he earned his Bachelors degree in Criminal Justice. During his playing days, the nationally-ranked Aztecs won one regular season WAC title, one WAC tournament title and earned two NCAA tournament berths.

Prior to matriculating to San Diego State, Kwan spent one year at South Mountain Community College in Phoenix, Arizona where he was the first freshman to be named captain of the baseball team.

He attended Phoenix (AZ) Camelback High School where he holds the school career records for batting average, runs scored, stolen bases, on base percentage and walks. In his junior year, Camelback was the top ranked team in the state of Arizona and was ranked 16th in the nation. He earned All-State honors twice as a shortstop and doubled as the school's quarterback where he set the school single-game passing record (327 yards). His high school teammates included current NFL players: Kevin Miniefield (Chicago); Darryl Morrison (Washington); and retired offensive lineman Warren Wheat (Seattle). Another of his high school classmates is PGA tour professional Billy Mayfair.

A native of Phoenix, Arizona, Kwan is single and resides in Rochester Hills, Michigan.



John Misciagna

QUALITY CONTROL — OFFENSE & ADMINISTRATIVE ASSISTANT
 1st Year with Lions
 6th Year in NFL

John Misciagna joins the Lions as Quality Control - Offense and Administrative Assistant following five years in a similar role with the San Diego Chargers. Misciagna, whose ties to head coach Bobby Ross began during a ten year stint at the University of Maryland (1979-88), will break down game film of the Lions and the opponents and supply a computer analysis for the staff's game-plan preparation. He will also assist Ross with administrative duties pertaining to training camp, team travel and other matters.

Misciagna (pronounced mi-SHAG-nuh) began at Maryland in 1979 as a graduate assistant working with the wide receivers. When Ross took over as Maryland's head coach in 1982, Misciagna became the Terrapins' recruiting coordina-

tor, a position he held until 1988 (the last two years under new coach Joe Krivak). Misciagna re-joined Ross at Georgia Tech in 1989 as Director of Recruiting and volunteer assistant coach. The 41-year old Brooklyn, N.Y. native served as Georgia Tech's Director of Football Operations in 1991. He became the first assistant (quality control) Bobby Ross tabbed when taking over as head coach at San Diego.

Misciagna began his coaching career as a graduate assistant at Indiana University of Pennsylvania (1976-77) where he worked with the offensive line. He then spent three seasons as a graduate assistant coach for wide receivers and defensive backs (1977-79) at Columbia prior to being hired at Maryland.

John William Misciagna was born December 11, 1955 in Brooklyn, New York. He competed in football and track for the Poly Prep Blue Devils in Brooklyn and then became an All-Conference guard in football and captain of the football and track teams at Dickinson College in Carlisle, Pennsylvania. He earned a bachelor's degree in English and Comparative Literature in 1976 from Dickinson and a master's degree in English at Columbia in 1978. He is single.



Gary Moeller

LINEBACKERS
 1st Year with Lions
 3rd Year in NFL

Gary Moeller, the former University of Michigan head coach, returns to the Detroit area as the Lions' linebackers coach after two seasons as the tight ends coach of the Cincinnati Bengals.

Under Moeller's tutelage in 1995, Bengals' tight end Tony McGee posted the second highest number of catches (55) and second highest receiving yardage total (754) by a tight end in Bengals' history.

Prior to his stint with the Bengals, Moeller spent five years as the head coach at the University of Michigan. Under Moeller, the Wolverines posted a 44-13-3 record, won three Big Ten championships and posted a 3-1 record in New Year's Day bowl games. Michigan won a Big Ten-record 19 consecutive conference games (1990-92) and went unbeaten in 22 straight Big Ten games (1990-93) to set another conference mark.

Moeller began his coaching career at Bellefontaine (Ohio) High where he spent three years as head coach before becoming an assistant to Bo Schembechler at Miami of Ohio in 1967. He moved to Michigan with Schembechler in

1969. He became defensive coordinator in 1973, a position he held until becoming the head coach at Illinois in 1977. Following three seasons at Illinois (1977-79), he returned to Michigan as an assistant in 1980. He held both the defensive and offensive coordinator positions during his second stint at Michigan and took over as head coach in 1990.

A three-time letter winner at Ohio State, Moeller played center and linebacker for the Buckeyes. A native of Lima, Ohio, he was the team captain in 1962.

Born January 26, 1941, Moeller and his wife, Ann, have three daughters, Susan Weeks, Amy Hevel and Molly Edwards and a son, Andy. Andy lettered three times as a linebacker at Michigan and is currently an assistant coach at Missouri.



Dennis Murphy

QUALITY CONTROL — DEFENSE
1st Year with Lions
4th Year in NFL

Dennis Murphy will serve as quality control/defense on the Lions' coaching staff. Murphy, who earned five medals while serving in Vietnam, joins the Lions following three seasons with the San Diego Chargers.

Murphy spent last season as an assistant for the

Chargers' defense and special teams. He worked with the team's quality control and scouting of opponent's offensive tendencies. In his first two seasons with the Chargers (1994-95), Murphy tutored the Chargers' defensive line. Prior to joining the Chargers, the 56-year old Murphy spent two seasons (1992-93) at the United States Naval Academy where he was the defensive coordinator in 1993.

In Murphy's first season with the Chargers, the team's sack total jumped to 43, up from 32 in 1993. The defensive line accounted for 36.5 sacks. The following year the defensive line was responsible for 31 of the Chargers' 36 sacks.

A native of South Bend, Indiana, Murphy earned three letters as a defensive lineman/tight end at Notre Dame. He played in the North-South Shrine All-Star game and had a tryout with the Los Angeles Rams following his career at Notre Dame.

He was commissioned as a Navy Flight Officer and during service in Vietnam earned the Vietnam Service medal with three stars, the National Defense medal and Republic of Vietnam Campaign medal.

Following his military commitment, Murphy returned to Notre Dame where he spent six years as a coach with the Irish. He was freshman coach in 1969 and junior varsity coach from 1970-74. In 1975, he moved on to Colgate where he coached the offensive line. He then spent two years (1976-77) as defensive coordinator and linebackers coach at Holy Cross. From 1978-81, he was the offensive line coach and offensive coordinator at Eastern Michigan. In 1982, Murphy was hired by Bobby Ross to the coaching staff at Maryland where he spent the next 10 years as defensive line coach before moving on to Navy.

Dennis Michael Murphy was born October 22, 1940 in Endicott, New York. He competed in baseball, wrestling and football for John Adams High School in South Bend, Indiana where he earned three letters and All-State honors. Murphy graduated from Notre Dame with a Bachelor of Arts degree in 1963 and earned a Master of Arts teaching degree from Notre Dame in 1969.

Denny and his wife, Cindy, have four children - Michelle, Kristen, Lisa and Kevin.



Bob Palcic

TIGHT ENDS
1st Year with Lions
6th Year in NFL

Bob Palcic will serve as the Lions' tight ends coach after working the last three seasons (1994-96) as the Atlanta Falcons' offensive line coach. Prior to his stint with the Falcons, he had enjoyed considerable success as an offensive line coach on the collegiate level, most recently helping guide UCLA to a Rose Bowl berth in 1993.

Palcic, 48, has accumulated 23 seasons of coaching on both the college and professional levels. Prior to UCLA, he spent one season (1992) at Southern California following a six-year tenure (1986-91) at Ohio State. The Buckeyes captured a share of the Big

Ten title in 1986. He coached the offensive line at Arizona for two seasons (1984-85) before joining the Ohio State staff.

In addition to his college and NFL coaching tenures, Palcic coached in the Canadian Football League for two seasons (1982-83). He tutored the offensive line of the Toronto Argonauts, helping lead the team to two Grey Cup appearances, including a championship in 1983.

Palcic began his coaching career at his alma mater, Dayton, in 1974. He coached Dayton's defensive ends and offensive linemen for two years (1974-75) before moving on to Ball State for two years (1976-77). In his first year at Ball State, the Cardinals won the Mid American Conference championship. In 1978, Palcic began a four-year stint (1978-81) as the offensive line coach at Wisconsin, a position he held until moving on to Toronto.

Palcic, born July 2, 1948 in Gowanda, New York, played linebacker at Dayton from 1968-70. Bob and his wife, Theresa, have been married for 24 years. They have three children, Joe, Amy and Monica. Joe currently attends Miami (Ohio) University on a football scholarship and Amy is a student at Auburn University.



Larry Peccatiello

DEFENSIVE COORDINATOR
1st Year with Lions
26th Year in NFL

Larry Peccatiello enters his first year as the Lions' defensive coordinator. Peccatiello, a 25-year NFL coaching veteran, joins the Lions following three years as the defensive coordinator with the Cincinnati Bengals. Prior to his stint with the Bengals, Peccatiello spent 13 seasons with the Washington Redskins where he played an instrumental role in three Redskins' Super Bowl victories in four appearances.

In Cincinnati, Peccatiello's troops led the NFL with 44 takeaways in 1996, including a team-record 34 interceptions. In 1996, the Bengals allowed only 102.7 rushing yards per game, the lowest single-season total for the Bengals since 1983.

Peccatiello joined the Bengals following his 13-year stint (1981-93) with the Redskins. He was Washington's defensive coordinator from 1983-92 and served as assistant head coach in 1993. During his tenure as defensive coordinator, the Redskins played in four Super Bowls and emerged victorious in three of them (Super Bowls XVII, XXII and XXVI). In eight of Peccatiello's last ten

seasons in Washington, the Redskins ranked in the NFL's top ten in rushing defense.

He began his professional coaching career with the Houston Oilers in 1972. Following three seasons (1972-75) as the Oilers' linebackers coach, he moved on to Seattle where he was the Seahawks defensive coordinator for five seasons (1976-80).

Before moving on to the pro ranks, Peccatiello coached on the collegiate level for 11 years. His first coaching job was at his alma mater, William & Mary. He coached at William & Mary for eight seasons (1961-68) before taking a job at the United States Naval Academy. Following two years at Navy (1969-70), Peccatiello spent one year at Rice (1971) before making the jump to the NFL.

Peccatiello was born December 21, 1937 in Newark, New Jersey. He attended Barringer High School in Newark before matriculating to William & Mary where he played receiver from 1955-58. At William & Mary he earned all-conference honors and captained the team. Peccatiello was inducted into the Newark Hall of Fame in 1994 and is also a member of the Hall of Fame at William & Mary.

A former lieutenant in the 101st Airborne Division, Peccatiello holds a Master's degree in education. He and his wife, Betsy, have four children: Terri, Annie, Kathy and Marcia.



Chuck Priefer

SPECIAL TEAMS
1st Year with Lions
8th Year in NFL

Chuck Priefer, who will coach special teams for the Lions, brings 20 years of college and pro coaching experience with him to Detroit, including the last 10 seasons spent working under Ross. Priefer coached the defensive backfield at Georgia Tech from 1987-91 and followed Ross to San Diego in 1992. Prior to his tenure at Georgia Tech, Priefer spent the 1986 season as the defensive coordinator at Kent State.

The Chargers' special teams under Priefer consistently ranked among the best in the NFL. In 1995-96 San Diego's special teams scored eight touchdowns, more than any other team in the league. The Chargers' Darrien Gordon led the AFC and was second in the NFL with a 14.9-yard punt return average. In 1994, return specialist Andre Coleman became the first player in Chargers' history to return two kickoffs to touchdowns in a single season. He repeated that feat and also returned a punt for a score in 1995. He also averaged an AFC-high 11.6 yards per punt return in 1995.

Last season, punter Darren Bennett followed his standout campaign of 1995 with a record-setting season as he averaged a team-record 45.6 yards per punt. In 1995, Bennett, a former Australian Rules Football player, ranked second in the NFL with a 44.7-yard average and earned a Pro Bowl spot in his first season of organized football. Bennett's Pro Bowl appearance was the second consecutive by a Priefer student. In 1994, kicker John Carney led the NFL in scoring with 135 points en route to a Pro Bowl appearance.

In 1994, the Chargers' punt return and kickoff return teams ranked second and third, respectively, in the league. During the 1994 regular season, San Diego was the only team to return two punts and two kickoffs for touchdowns. Punt returner Darrien Gordon led the AFC and ranked second in the NFL with a 13.2-yard average.

At Georgia Tech, Priefer cultivated a pass defense that ranked number one in the country for several weeks in both the 1988 and 1990 seasons. Tech's pass defense ranked eighth in the country in 1991 and ranked in the top 15 three times.

Preceding his tenure at Georgia Tech, Priefer spent two seasons (1984-85) as the special teams coach for the Green Bay Packers. He also assisted with the Packers' linebackers. In 1984 Priefer's kickoff coverage team led the NFL by allowing only 16.0 yards per return and the special teams finished with the top average ranking in the NFC Central Division.

Priefer began his coaching career at Padua Franciscan High School in Parma, Ohio as an assistant football, baseball and basketball coach in 1963. He was named head baseball

coach in 1965 and assistant athletic director in 1966. From 1972-76 he was the head football coach, posting a 34-15 record.

In 1977, he jumped from the prep ranks to Miami (Oh.) where he coached one season before moving on to North Carolina. He spent six seasons (1978-83) at North Carolina, one season as defensive backfield coach and five as defensive line coach. The Tar Heels went to five straight bowl games during that time, posting a 50-20-1 record.

Charles John Priefer was born July 26, 1944 in Parma, Ohio. He attended St. Charles Borromeo High in Wickliffe, Ohio before matriculating to John Carroll University. He graduated from John Carroll in 1963 with a degree in History and Latin and earned a Master's degree in American-Russian history from John Carroll in 1967. Chuck and his wife, Sheila, have four children - Michael, Therese, Jennifer and Megan - and six grandchildren.



Richard Selcer

SECONDARY
1st year with Lions
17th year in NFL

Richard Selcer, a 16-year NFL coaching veteran, joins the Lions as secondary coach

after five seasons with the St. Louis Rams, where he tutored the Rams' linebackers.

Selcer broke into the NFL in 1981 with the Houston Oilers. He coached the Oilers' linebackers from 1981-83 before joining the staff of the Cincinnati Bengals. He served as the Bengals linebackers coach for eight seasons (1984-91) and was on the Bengals' staff for Super Bowl XXIII against San Francisco.

Prior to his NFL experience, Selcer served as defensive coordinator at Southwestern Louisiana State from 1978-80 and held a similar position at Kansas State for three seasons (1975-77). He spent three years (1972-74) at Wisconsin following two years (1970-71) as the head coach at Xavier, where he began his college coaching career in 1962. In between his two stints at Xavier, he coached at the University of Cincinnati for two years (1965-66) and at Brown for three years (1967-69).

A native of Cincinnati, Ohio, Selcer was born August 22, 1937. He attended Archbishop Henry Elder High where he earned All-Ohio honors at halfback and captained the football, baseball and basketball teams. Selcer matriculated to Notre Dame where he played running back from 1955-57 and was an All-American second baseman on the Irish baseball team. He and his wife, Merry, have five children, Michael, Stephen, Patrick, Connie and Kevin, and five grandchildren.



Jerry Sullivan

WIDE RECEIVERS
1st Year with Lions
6th Year in NFL

Jerry Sullivan brings 23 years of coaching experience, the last five with the San Diego Chargers, to the Lions as the team's new wide receivers coach. Sullivan spent 18 years coaching on the collegiate level before joining the Chargers in 1992.

San Diego receiver Tony Martin developed into a Pro Bowler and one of the top receivers in the NFL under Sullivan's guidance. He finished tied for the NFL lead with 14 TD catches in 1996 and posted his second consecutive 1,000-yard season en route to his first Pro Bowl appearance. Also in 1996, Martin was voted the NFL's Wide Receiver of the Year by the NFL Alumni. He ranked fourth in the AFC with 1,171 receiving yards and tied for fourth with 85 catches last season. In 1995, Martin set a chargers' record with 90 catches. His 90 receptions ranked second in the AFC and his 1,224 receiving yards ranked fourth in the conference.

Sullivan coached the receivers at Ohio State in 1991 after a seven-year stint (1984-90) as the receivers coach at Louisiana State University. While he was at LSU, the Tigers won the Southeast Conference in 1986 and 1998 and among his standout players was two-time All-American Wendell Davis.

In 1971 Sullivan started his college coaching career as a graduate assistant at Kansas State. He was promoted to a full-time position prior to moving on to Texas Tech in 1973 where he coached the Red Raiders' freshmen and tight ends. Following the 1975 season, Sullivan went to South Carolina where he spent seven years (1976-82) tutoring the wide receivers. Sullivan spent the 1983 season on Sam Wyche's staff at Indiana before moving on to LSU in 1984.

Jeremiah Martin Sullivan was born July 13, 1944 in Miami, Florida. He played football and baseball at Jackson High School in Miami. Sullivan enrolled at Florida State to play football, but transferred to Delta State after two years. He received his bachelor's degree in speech and physical education from Delta State in 1968 and earned his Master's in guidance and secondary education. Sullivan began his coaching career at Cooper High School in Vicksburg, Mississippi in 1970.

Sullivan and his wife, Connie, have three children, Jon Eric, Matthew and Allison. Jon Eric is currently a wide receiver at the University of South Carolina.



Marc Trestman

QUARTERBACKS
1st Year with Lions
9th Year in NFL

Marc Trestman joins the Lions' staff as quarterbacks coach. A nine-year NFL coaching veteran, he spent the last two years as the offensive coordinator for the San Francisco 49ers.

Last season the 49ers offense featured the NFL's highest rated quarterback in Steve Young and the NFL reception leader in Jerry Rice. In 1995, Trestman guided a 49ers offense that led the NFL in scoring and passing ranked second (to the Lions) in total offense.

Trestman, 41, began his NFL coaching career as the offensive backfield coach on Bud Grant's staff in Minnesota in 1986. He spent two years with the Vikings, before joining the Tampa Bay Buccaneers as quarterbacks coach. He spent one season with the Buccaneers before moving on to Cleveland where he coached the quarterbacks in 1988 and was promoted to offensive coordinator in 1989. In 1990, he re-joined the Vikings for a two-year stint where he

coached the quarterbacks in 1990 and '91. He left coaching in 1992-94 to pursue a career in the investment banking business.

His coaching career began as a volunteer assistant at the University of Miami in 1982 while he was attending law school. During his first season he worked with two red-shirt quarterbacks, Bernie Kosar and Vinnie Testaverde. The following season he was promoted to quarterbacks coach as the Hurricanes won the national championship.

Trestman played quarterback at the University of Minnesota from 1974-76 after earning high school All-American honors. After completing his college career at Moorhead (MN) State University, he signed as a free agent defensive back with the Vikings in 1978 and 1979. The Vikings released him during training camp both seasons.

A native of St. Louis Park, Minnesota, he was born January 15, 1956. A high school All-American as a quarterback, he earned a bachelor's degree in political science from Minnesota and a J.D. degree from the University of Miami (Fla.). He passed the Florida bar in 1983. He and his wife, Cindy, have two daughters Sarahanne and Chloe.

Football Operations



Dan Jaroshewich

EQUIPMENT MANAGER
25th Year with Lions

One of the veteran equipment managers in the NFL, Dan Jaroshewich enters his 25th season of service with the Lions. This past March, Jaroshewich received the Whitey Zimmerman Memorial Award which recognizes the NFL's equipment manager of the year. In 1995, Jaroshewich was named the NFC Central Division representative to the NFL Equipment Manager's Advisory Board by the league.

A native of Windsor, Ontario, Jaroshewich joined the club in 1973 as an assistant to long-time Detroit equipment manager Roy "Friday" Macklem, who spent 45 years with the Lions. Jaroshewich was elevated to equipment manager in 1980.

The 43-year-old Jaroshewich supervises the purchasing, replacing and cleaning of various equipment, uniforms and clothing used by the players and coaching staff.

Prior to joining the Lions, he

worked at the high school and semi-pro levels in Windsor, where he also was a standout youth hockey player. He has a degree in personnel and industrial relations from the University of Detroit.

Jaroshewich is also very active with several local charities. He established a coat drive that has been held at the last six Lions' Thanksgiving Day games. Jaroshewich also serves on the committee for the St. Joseph Mercy Hospital auction and is on the board of directors of Kolo Charities, a charity founded by former Lion Bob Kowalkowski. In 1994, Jaroshewich and former Lion Ken Dallafior established the Detroit Lions Courage House at the Haven in Pontiac, a shelter for women and children. He is also a member of the Troy Community Commission.

Jaroshewich and his wife Kathy have three children (Jennifer, Jessica and Joey) and they live in Troy, Mich.



Steve Hermans

VIDEO DIRECTOR
20th Year with Lions

The man who has "kept his eye" on the Lions for 19 years is Video Director Steve Hermans. He oversees a wide ranging and ever-expanding list of video responsibilities for the coaching staff and player personnel

department, as well as any other video needs by the organization.

The 47-year-old Hermans was assistant photo director at WBAY-TV in his native Green Bay, Wis., from 1968 until joining the Lions 10 years later. His contact with football began at WBAY when he processed, edited and printed game films for the Packers.

Hermans spearheaded the Lions' effort in switching from an all film operation to all video in 1986, when the NFL effected a league-wide change. Thanks to Hermans' experience, the Lions made the difficult transition without a hitch.

Steve and his wife Rosann live in Auburn Hills, Mich. with their three sons (Craig, Chad and Keith).



Kent Falb

HEAD ATHLETIC TRAINER
32nd Year with Lions

Entering his 32nd season with the Lions, Kent Falb is one of the most respected athletic trainers in the National Football League and throughout the field of athletic medicine. In 1995,

Falb experienced the high honor of being elected president of the National Athletic Trainers' Association. Falb completed the first year of a two-year term as the head of the 21,000 member organization this past June. He was named the 1984 "Professional Athletic Trainer of the Year" as selected by the members of the National Athletic Trainers Association and he served as president of MATS (Michigan Athletic Trainers Society), in 1989-90. In June, 1991, Falb was inducted into the MATS Hall of Fame, joining three other inductees in the Hall's second class.

Also in 1991, Falb was elected to the Board of Directors of NATA, representing the Great Lakes Athletic Trainers Association (GLATA), one of ten districts that comprises the NATA. He served as Director-elect in 1991 and completed his three-year term as Director in June of 1995. In June of 1994, he was honored by the NATA by being named one of the NATA's first recipients of the "Most distinguished Athletic Trainer" Award. Falb had the most prestigious distinction of being the keynote speaker for the NATA convention in Columbus, Ohio in June of 1987.

Along with his assistants, Joe Recknagel and Bill Ford, and Strength and Conditioning Coach Bert Hill, Falb oversees the prevention, evaluation, treatment and rehabilitation of player injuries.

A native of Elgin, Iowa, Falb graduated from the University of Iowa in 1964, and received a Physical Therapy certificate from Iowa one year later. He began his athletic training career in 1959 as an assistant athletic trainer with the U.S. Military Academy at West Point.

He was a student trainer at Iowa throughout college and worked part-time for the Minnesota Vikings in 1963 and 1964. The next year he was

named head athletic trainer at Boston College and joined the Lions as assistant athletic trainer under Millard Kelly in 1966. He assumed his present position with the Lions in 1967.

Including preseason and playoff contests, Falb enters the 1997 season having worked 619 consecutive games for the Lions (448 regular season games). Falb, 57, and his wife Maxine have two daughters (Carmen and Nanette) and reside in nearby Lake Orion.



Dr. Keith Burch
TEAM PHYSICIAN - INTERNIST
18th Year with Lions

Dr. Keith Burch, 55, (Dec. 10, 1941), is the Medical Director at Henry Ford West Bloomfield Center, a post he was appointed to in July of 1985. He joined the

West Bloomfield Center in 1979 as the division head for internal medicine. His internship at Henry Ford in Detroit came in 1967-68 following his graduation from the University of Cincinnati College of Medicine. Dr. Burch's undergraduate studies were taken at the Ohio-located University of Akron. He is a graduate of Akron's St. Vincent High School, now Akron St. Vincent-St. Mary's.

Dr. Burch served his residencies at Henry Ford Hospital in Detroit from 1968-69 and at the Ohio State University Hospital from 1971-72. He also served at the U.S. Army Hospital in Ft. Gordon, Ga., in 1969-70 and in Vietnam for one year (1970-71).

Dr. Burch and his wife Kathryn (Kitty) live in Bloomfield Hills, Mich., and have two daughters (Kathy and Michelle). An avid golfer, he played that sport while an undergrad at the University of Akron. He began working with the Lions initially as a consultant in 1976 and joined the club as a team doctor in 1980.



Dr. David Collon
TEAM PHYSICIAN - ORTHOPAEDIST
13th Year with Lions

Dr. David Collon, 57, (Feb. 17, 1940) is the Chair of the Department of Orthopaedics and the Bone and Joint Center at Henry Ford Health System. Previously he was the Chief of Orthopaedics at the Henry Ford Hospital in Detroit. Collon continues as the Director of the Center for Athletic Medicine, a position he has held since 1984. He came back to Henry Ford Hospital in 1984 following five and one-half years in private practice in Mt. Clemens and Bloomfield Hills (both Detroit suburbs). He was with the orthopaedic surgery staff at Henry Ford for three years in the mid-70's, and prior to that



Dr. Jack Fuller,
Dentist



Dr. Terry Lock,
Orthopaedic Consultant



Dr. Jeff Rautio,
Optometrist

served for six months with Wrightington Hospital in Wigan, England, where he specialized at the hospital's hip center. He also worked in Europe at Lorenz Boehler Krankenhaus, a hospital in Vienna, Austria.

Dr. Collon, who completed his orthopaedic surgery residency at Ford Hospital in '75, was the team physician for the USFL Michigan Panthers in 1983-84. He serves the Detroit Tigers' baseball team as a team physician, an assignment he first undertook in '84. He has served with the Detroit Red Wings as a team physician since 1988. He served with the U.S. Navy as a Lieutenant Commander and as General Medical Officer at Camp Pendleton, Calif., from 1970-72. Dr. Collon is a graduate of the University of Michigan (1963) and the Wayne State University School of Medicine (1968).

A Detroit native, Dr. Collon graduated from Cranbrook High School in 1959. Collon has four children (Katie, David, Sean and Kevin). He and his wife Mary Beth live in Birmingham, Mich. He is an avid jogger and skier.

Player Personnel



Kevin Colbert
DIRECTOR OF PRO SCOUTING
8th Year with Lions

Kevin Colbert is entering his eighth season with the Lions as the team's Director of Pro Scouting. He is responsible for scouting current NFL players, the World League and the Canadian Football League. In addition to his pro responsibilities, Colbert also assists in the evaluation of college talent. Prior to joining the Lions, Colbert spent five seasons (1985-89) as a college scout for the Miami Dolphins where he concentrated on college athletes from Illinois to Alabama and the eastern United States. Prior to joining the Miami staff, he served one season (1984) with the BLESTO scouting service.

A native of Pittsburgh, Pennsylvania, Colbert, 40, is an experienced coach in three sports. He was the backfield coach and recruiting coordinator at Ohio Wesleyan University for three years (1981-83). In '84, he also aided Ohio Wesleyan as its head baseball coach.

From 1979-81, he served as a graduate assistant basketball coach and baseball coach at Robert Morris College, where he pursued a master's degree in

sports management. Before attending grad school, Colbert spent three months as an intern in the ticket office of the NBA Detroit Pistons. He received an undergraduate degree in sports management from Robert Morris in 1979.

Kevin and his wife Janis have three children (Kacie, Jennifer and Daniel) and reside in Clarkston, Mich.

Team Scouts



Russ Bolinger
SCOUT

Russ Bolinger joined the Lions in 1996. Though new to the Lions' scouting department, Bolinger is no stranger to the Lions' family, having played in Detroit from 1976-82. He handles scouting along the west coast for the Lions.

Bolinger joined the Lions following two years as a scout for Jacksonville. Prior to his stint with the Jaguars, he spent three seasons at the University of Utah, as a graduate assistant in 1991, recruiting coordinator in 1993, and offensive line coach in 1994.

After leaving the Lions, he played for the Los Angeles Rams from 1983-85 and also had a stint with the USFL Memphis Showboats in 1985.

A standout player at the University of California-Riverside and Long Beach State, he won the Lynn Hoyem Outstanding Senior Award and played in the 1976 East-West Shrine All-Star Game. He graduated from Long Beach State in 1975 with a bachelor's degree in liberal arts. He is an inductee in the Halls of Fame of both the University of California-Riverside and Long Beach State. Bolinger has also completed work towards a master's degree in sports psychology. He and his wife, Paula, have three children, Joey, Kaylin and Jackie.



Thomas Dimitroff
SCOUT



Scott McEwen
SCOUT



Dirk Dierking
SCOUT

Dirk Dierking came to the Lions in June of '78. A native Texan from Brenham, his background includes several years as an area scout for BLESTO. Dierking has two sons and lives in Plano, Tex., a suburb of Dallas.

Thomas Dimitroff joined the Lions' scouting department in 1994. He had been with the Kansas City Chiefs where he scouted the Ohio/Pennsylvania area. Prior to his stint with Kansas City, Dimitroff worked for a year in the World League. He was the Assistant Coordinator Player Personnel/Scout as well as running backs and conditioning coach for Team Dallas. He assisted in overseeing all NFL, CFL and World League player transactions as well as coaching five reserve running backs for the World League. Dimitroff directed Canadian college scouting for the Saskatchewan Roughriders in the CFL before joining the World League. He captained the University of Guelph football team from 1987-89.

Scott McEwen is in his eleventh season working with the Lions. The East McKeesport, Pa., native handles scouting along the eastern portion of the U.S. A 1980 graduate of West Liberty State (W. Va.), McEwen spent two seasons with BLESTO before joining the Lions. After a four-year career at West Liberty State, he became a defensive line coach at his alma mater (1980-81), and later coached four years at Duquesne University in Pittsburgh. He and his wife Colleen have four children.



Jim Owens
SCOUT

Jim Owens enters his fourteenth season with the Lions. Prior to his time with Detroit, he scouted colleges in the southeast. Like Dierking, a native Texan (Garland, Tex.), Owens also worked for BLESTO before coming to Detroit. Prior to his six years with that scouting combine service, Owens was a high school and college coach at various stops throughout Texas for 21 years. Owens and his wife Charlotte live in Athens, Tex., and they have three children.




Allen Hughes
PART-TIME SCOUT

Allen Hughes joined the Lions' scouting staff in 1988 and scouts colleges in the Michigan area. The Detroit native (Benedictine H.S.) played three seasons in the USFL - two for the Michigan Panthers ('83 and '84) and a third with Portland Breakers ('85) - and he also was a 12th-round draft pick by the Steelers in '82. Hughes signed with the Lions in '86 as a free agent, but a broken ankle suffered in the final ('86) pre-season game ended his career. He was a four-year starter (at defensive end) and two-time Western Michigan University "Defensive Player of the Year". Hughes and his wife Maureen have two sons



John Williams
PART-TIME SCOUT

John Williams came on board in May, 1995. He works part-time for the Lions, scouting the Canadian Football League. Williams, who attended New Mexico Highland University, played defensive back for nine years with the Hamilton Tiger Cats in the CFL. He has coached at the college level in Canada and the United States. Williams began his coaching career at Colorado State. He then moved on to Magmasta University in Hamilton, Ontario, where he was defensive coordinator. He also served as defensive coordinator at Waterloo University in Kitchener, Ontario and Wilford Laurier University, also in Kitchener. Currently, he is the head coach at Waterdown District High School in Waterdown, Ontario. He and his wife, Meryle, have three children, a son John, Jr., 19, and daughters Adann, 1, the All-Ontario long jump champion and Brynna, 13.



Player Profiles



Robert Bailey

CORNERBACK

Miami (Fla.) 7th Year

Ht: 5-9 Wt: 174

Born: 9/3/68 (FA in '97)

35

GAMES PLAYED/STARTED: 1991 (6/0); 1992 (16/7); 1993 (9/3); 1994 (16/2); 1995 (13/0) [3/0]; 1996 (14/0) **TOTAL:** (74/12) [3/0]

PRO: Veteran player expected to add depth and experience to young secondary... Signed by the Lions as a free agent in April, 1997... Played for the Miami Dolphins in 1996 after signing as an unrestricted free agent from Dallas in March, 1996... Was signed by Dallas in October, 1995 after being released by Washington... Was released by St. Louis prior to the start of the regular season... Was signed by the Redskins on September 12, 1996 and played in four games... Played his first four seasons with the Rams... The Rams drafted him in the fourth round in 1991 from Miami (Fla.). **1996:** Saw action in 14 contests and was inactive for two for Miami... Recorded his first career sack vs. New England (9/1)... Made three tackles vs. N.Y. Jets (9/15)... Made one tackle vs. N.Y. Giants (12/8)... Recorded two stops vs. Buffalo (12/16) and made one tackle in the season finale at N.Y. Jets (12/22). **1995:** Played in 13 regular season games, four with Washington and nine with Dallas... Saw action in the Cowboys' three playoff games, including Super Bowl XXX... Was released by St. Louis before the regular season... Signed with Washington on Sept. 12... Was inactive at Denver (9/17)... Saw his first action as a Redskin at Tampa Bay (9/24)... Waived by Washington Oct. 16... Signed by Dallas Oct. 19... Played for the first time as a Cowboy at Atlanta (10/29), defended a pass while playing in place of the injured Deion Sanders... made two special teams tackles against Philadelphia (11/6)... Earned special teams game ball for his performance at Oakland (11/19), made three special teams tackles and added three more stops on defense... Played in all three playoff contests... Made four tackles, defended a pass and made three special teams tackles in post season action... Broke up a pass and made one tackle vs. Philadelphia in Divisional Playoff game vs. Philadelphia (1/7/96)... Recorded three tackles against Pittsburgh in Super Bowl XXX (1/28/96). **1994:** Appeared in all 16 games with two starts for the Los Angeles Rams... Helped seal victory over Arizona in season opener (9/4) with a fumble recovery late in the game... Made his two starts of the year as the extra defensive back in the two games against Atlanta's run-and-shoot offense... Set NFL record with 103-yard punt return for a TD against New Orleans (10/23), also added four tackles against the Saints... On the same day he set the punt return record, his wife, Wycidra, gave birth to son, Kharee... Made four tackles vs. New Orleans (12/4). **1993:** Started three games in nine appearances as he saw his season end prematurely due to knee injury... Tied for team-high with two interceptions... Picked off a pass in season-opener at Green Bay (9/5)... Defended three passes, intercepted a pass and made four tackles against Houston (9/26)... Suffered knee injury against Atlanta (12/4) and sat out remainder of the season. **1992:** Saw action in every game and made seven starts... Scored a TD on an interception return... Recorded his first career interception against New England (9/13)... Posted a season-high seven tackles in his first NFL start against N.Y. Jets (9/27)... Picked off a Steve Young offering and returned it 24 yards for a score against San Francisco (10/4). **1991:** Injuries plagued him in his inaugural campaign, limiting him to only six games... Was placed on Injured Reserve on two separate occasions... Began the season on I.R. and sat out the first five games... Defended a pass and made a tackle in his NFL debut against San Diego (10/13)... Injured finger on his left hand at Detroit (11/17) and missed the remainder of the season.

COLLEGE and PERSONAL: Earned four letters and was a starter one year at Miami (Fla.)... Started every game as a senior... Intercepted one pass, defended 11 passes and made 75 tackles... Made one start and had an interception as a junior... Scored a TD against Cincinnati as he blocked a punt and recovered it in the end zone... Earned B.S. degree in science... Attended Southridge High in Miami where he also ran track... Served as spokesperson for the Save the Earth Foundation... Has appeared on the soap opera, "The Young and the Restless"... In his free time he enjoys water sports, snow boarding and golf... His favorite movies are "James Bond" and

"Scarface", his favorite television show is "Martin", his favorite book is "Chicken Soup for the Soul" and his favorite recording artist is Michael Jackson... He and his wife, Wycidra, have one a son, Kharee, 2... Full name is Robert Martin Luther Bailey... born September 3, 1968 in Barbados, West Indies.

BAILEY'S SINGLE-GAME BESTS

TACKLES: 7 vs. New York Jets 9/27/92
INTERCEPTIONS: 1 (five times; Last vs. Houston 9/26/93)
INT. RETURN: 41 vs. Houston 9/26/93

BAILEY'S DEFENSIVE STATISTICS

Year	Total	TACKLES		Sacks		Int's No/Yds	Passes Def.	Fumbles Rec./For.
		Solo	Asst.	No/Yds	No/Yds			
1991 (L.A. Rams)	1	1	0	0/0	0/0	1	0/0	
1992 (L.A. Rams)	43	41	2	0/0	3/61	6	0/0	
1993 (L.A. Rams)	18	15	3	0/0	2/41	5	0/0	
1994 (L.A. Rams)	25	23	2	0/0	0/0	7	1/0	
1995 (Wash.)	0	0	0	0/0	0/0	0	0/0	
(Dall.)	9	6	3	0/0	0/0	1	0/0	
1996 (Mia.)	9	7	2	1/0	0/0	0	0/0	
Career Total	105	93	12	1/0	5/102	20	1/0	



Brad Baxter

RUNNING BACK

Alabama State 7th Year

Ht: 6-1 Wt: 235

Born: 5/5/67 (FA in '97)

42

GAMES PLAYED/STARTED: 1990 (16/10); 1991 (16/15);
 1992 (15/15); 1993 (16/16); 1994 (15/13); 1995 (15/13)
TOTAL: (95/82)

PRO: Signed by the Lions March 4, 1997... Will be looked upon to compete for expanded role in Lions' attack as lead blocker and pass catcher out of the backfield... Played for the New York Jets from 1989-95... Was released by the Jets prior to the 1996 season... At the time he was released, he was seventh on the Jets' all-time rushing list with 2,928 yards... In 1991, he rushed for 11 TDs which led the AFC and tied the Jets' team record... He rushed for a Jets' rookie record six TDs in 1990... The Jets signed him to their developmental squad in 1989 after he was waived by Minnesota... The Vikings drafted him in the 11th round in 1989. **1995:** Appeared in 15 games with 13 starts... Finished second on team with 296 rushing yards... Sat out the season finale vs. New Orleans due to broken hand suffered at Houston the week before... Led team with a career-high six catches vs. New England, also rushed for 32 yards on nine carries against the Patriots... Tied his season-long with 17-yard catch vs. Oakland... Led team with 64 yards on 18 carries vs. Jacksonville, his best single-game rushing output since 1993... Also had a season-long 17-yard reception against the Jaguars. **1994:** Finished third on the team with 170 rushing yards... Made 12 starts in 15 appearances... Led team in rushing TDs, for the fifth consecutive season, with four... Paced squad with 41 rushing yards and a score vs. Miami... Scored two TDs in win over New England, the sixth multiple TD game of his career and his first since 9/26/93 vs. New England... Suffered turf toe injury in the first half of the season opener at Buffalo which forced him out of action the following week vs. Denver. **1993:** Started every game, rushed for 559 yards and scored seven TDs... His 559 rushing yards placed eighth in the AFC, the third time in four seasons that he finished in the AFC's top 20 in rushing... His seven TDs led the team for the fourth straight year... Caught five passes for 60 yards, including a season-long 24-yarder vs. Dallas, also ran for a TD against the Cowboys... Tied his second-best

career day with 20 carries for a team-high 70 yards vs. Indianapolis... Paced club with 50 rushing yards at New England... Posted a season-high 71 rushing yards and a TD at N.Y. Giants... Went over the 2,000-yard career rushing mark at L.A. Raiders in the fifth game... Scored two TDs in the third game, vs. New England. **1992:** Led Jets in rushing with a career-high 698 yards... His 4.6-yard average was the third highest in the AFC... Scored a team-high six TDs and his 36 points were second on the team (first among non-kickers)... Started the first 15 games, sat out season finale vs. New Orleans due to hamstring injury... Rushed for 98 yards and two TDs at Buffalo, earning the "game ball"... Turned his best career performance with 103 rushing yards, his first 100-yard game, vs. Miami... Also won the "game ball" against the Dolphins. **1991:** Led AFC with 11 rushing TDs and rushed for 666 yards... Played in all 16 games, with 15 starts... His 11 TDs tied the Jets' single season record held by Emerson Boozer (1972) and Johnny Hector (1987)... Recorded three multiple TD games, vs. Miami (2), vs. Indianapolis (2) and at Miami (2). **1990:** Saw action in all 16 games, starting 10 at fullback... Finished second on team with 124 yards rushing... Tied for club lead with six TDs... His six rushing TDs set a Jets' rookie record... Scored his first professional TD vs. Cleveland in second game of season. **1989:** Spent most of the season on the Jets' developmental squad after being waived by Minnesota in preseason... Was activated for final game of the season vs. Buffalo and saw action on special teams, recording one tackle.

COLLEGE and PERSONAL: Three-year starter, earned four letters... Played in Blue-Gray all-star game following his senior season... Earned Division 1-AA All-American honors and was named All-Southwestern Athletic Conference three times... Set virtually every Alabama State rushing record and was the first Hornet to rush for over 1,000 yards in a season... Had 19 100-yard rushing games... Majored in criminal justice... Has worked very closely in the fight against Cystic Fibrosis and raised over \$200,000 over his career... Recipient of the 65 Roses Award from Cystic Fibrosis... Past winner of the Jets' Marty Lyons Award for community service... Member of the Jets' "Backfield in Motion", visiting local junior and senior high schools with teammate Adrian Murrell... Nicknamed "Smooth" because of his out-going personality... Was very active in Long Island community visiting hospitals and speaking with various youth organizations... Raises cattle on his ranch in Alabama... Attended Slocumb High School in his hometown of Slocumb, Alabama... He and his wife, Jessie, were married in 1996.

BAXTER'S SINGLE-GAME BESTS

- RUSHING ATTEMPTS:** 22 vs. Cincinnati 11/15/92
- RUSHING YARDS:** 103 yards vs. Miami 11/1/92
- RUSHING TD'S:** 2 (seven times; Last vs. New England 10/16/94)
- LONG RUSH:** 31 vs. New England 12/15/91
- RECEPTIONS:** 5 vs. Dallas 12/18/93
- RECEIVING YARDS:** 60 vs. Dallas 12/18/93
- LONG RECEPTION:** 34 vs. Houston 10/13/91

BAXTER'S OFFENSIVE STATISTICS

Year	RUSHING					RECEIVING				
	No.	Yards	Avg.	Long	TD	No.	Yards	Avg.	Long	TD
1990 (NYJ)	124	539	4.3	28T	6	8	73	9.1	22	0
1991 (NYJ)	184	666	3.6	31	11	12	124	10.3	34	0
1992 (NYJ)	152	698	4.6	30	6	4	32	8.0	12	0
1993 (NYJ)	174	559	3.2	16	7	20	158	7.9	24	0
1994 (NYJ)	60	170	2.8	13	4	10	40	4.0	7	0
1995 (NYJ)	85	296	3.5	26	1	26	160	6.2	20	0
Career Total	779	2,928	3.8	31	35	80	587	7.3	34	0



Tom Beer

LINEBACKER

Wayne State 4th Year

Ht: 6-1 Wt: 237

Born: 3/27/69 (D-7 in '94)



51

GAMES PLAYED/STARTED: 1994 (9/0); 1995 (16/0) [1/0];
1996 (16/1) TOTAL: (41/0) [1/0]

PRO: Hard-nosed player has seen action at both linebacker and fullback during three-year career... Initially drafted as a linebacker, was shifted to fullback in 1995 and played linebacker once again in '96... One of Lions' top special teams players (20 tackles in three years) since arriving in the NFL as Detroit's seventh round pick in the 1994 draft... Has played in 32 straight games. **1996:** Backed up Antonio London at "sam" linebacker... Tied for third on club with 10 special teams tackles... Saw first defensive action of career in brief spell at "sam" vs. Chicago (9/22)... Made first career start for injured London at Tampa Bay (9/29) and notched five tackles... Made two special teams tackles in games at Oakland (10/13) and vs. Minnesota (12/8). **1995:** Played in all 16 regular season games and the playoff game at Philadelphia exclusively on special teams... Made team as fullback, but failed to see any game action on offense... Notched nine special teams tackles, good for fourth on team... Tallied career-high three special teams tackles in regular season finale at Tampa Bay (12/23). **1994:** Distinguished himself as a versatile athlete and dependable special teams performer as a rookie... Earned spot on roster with hard work and dedication during training camp... Began year at linebacker and was moved to fullback at mid-season when injuries sidelined lead-blockers Eric Lynch and Ty Hallock... Saw first pro action at Dallas (9/19) on special teams after being inactive first two regular season games... Played exclusively on special teams vs. New England (9/25), at Tampa Bay (10/2), vs. San Francisco (10/9) and vs. Chicago (10/23)... Saw action at fullback in Lions' two-back formation at N.Y. Giants (10/30) and at Green Bay (11/6), but did not carry the ball. Recorded one assist on special teams vs. Packers... Was inactive for the next four games... Saw action on special teams at N.Y. Jets (12/10) and vs. Minnesota (12/17)... Was inactive for regular season finale at Miami (12/25) and in playoff game at Green Bay (12/31).

COLLEGE and PERSONAL: Was weekly guest of local radio station during the football season in 1995... Four-year starter at Wayne State University in Detroit... Was a walk-on... Played in Division II Snow Bowl Game his senior year... Was captain and starter on Snow Bowl's East Squad... Made five tackles in the game... Named NCAA-II All-Midwest Region Second Team... Earned All-MIFC Defense First Team honors... A tri-captain and team's Most Valuable Defensive Back... As a junior, named All-MIFC Second Team and WSU's Most Valuable Defensive Back... Made a career-high 135 tackles (58 solo)... Named WSU's Most Valuable Linebacker as sophomore... Transferred from Saginaw Valley State Univ.... Left Saginaw Valley after one year... Spent two years working in his stepfather's commercial fishing fleet before going to Wayne State... Tom and his wife, Tracy, have a son Jakob, born March 21, 1997.



Matt Blundin

QUARTERBACK

Virginia 5th Year

Ht: 6-6 Wt: 233

Born: 3/7/69 (FA in '97)

12

GAMES PLAYED/STARTED: 1993 (1/0); 1994 (1/0); 1995 (0/0) TOTAL: (2/0)

PRO: Signed by the Lions March 31, 1997... Will compete for third string quarterback spot with Johnny Johnson... Did not play in the NFL last season... Was with Kansas City from 1992-95... Saw action in one game in 1993 and one game in 1994... Was inactive for every game in 1992 and 1995... Played for the Scottish Claymores in the World League in 1995... Drafted by the Chiefs in the second round in 1992. **1996:** Signed with Chicago... Released by the Bears during training camp. **1995:** Inactive for all 16 of the Chiefs' regular season games and their playoff contest... Played in nine of 10 games, with seven starts for the Scottish Claymores in the World League... Sat out the last game vs. London because of an ankle injury suffered against Frankfurt the previous week... On the season, he completed 107-of-221 passes (48.4%) for 1,228 yards with six TDs and 11 int.'s for a 53.9 rating... Rushed six times for 33 yards (5.5 avg.)... Connected with Allen DeGraffenreid on a 65-yard TD pass vs. Frankfurt 22 seconds into the contest, the fastest TD in World League history. **1994:** Appeared in one game... Was dressed but did not play in the other 15 games... Was inactive for 14 contests... In his only appearance, he completed one-of-five passes for 13 yards and one interception as he played the final 5:51 of loss at Buffalo (10/30)... Completed 31-of-47 (66.0%) for 372 yards with one touchdown and four interceptions in preseason action. **1993:** Played in one game, the first action of his career... Completed one-of-three passes for two yards in the closing moments of loss to Houston (9/12)... Suited up for all 16 regular season games and three playoff games, but was inactive as the third quarterback most of the time... Played behind two of the highest rated passers in NFL history in Joe Montana and Dave Krieg... Played in three pre-season contests... Connected on 31-of-58 passes (53.4%) for 371 yards with one TD and three int.'s. **1992:** Inactive for all 16 contests as the third quarterback... Was the third string quarterback behind Dave Krieg and Mark Vlasic... Was impressive in training camp and in limited pre-season action... Completed seven-of-17 passes for 79 yards with one TD and no int.'s in two pre-season appearances.

COLLEGE and PERSONAL: Earned three letters in football and four in basketball at Virginia... College teammate of current Lions Herman Moore, Ray Roberts and Greg Jeffries... Was backup to Shawn Moore as a sophomore and junior and started as a senior... Threw for 2,696 yards on 191-of-332 passes (57.5%) with 25 TDs and nine interceptions in his collegiate career... Named ACC Offensive Player of the Year as a senior... Completed 135-of-224 passes (60.3%) for 1,902 yards with 19 TDs and no interceptions... Set school record with 14 consecutive completions vs. Duke... Appeared in eight games as a backup his junior year and saw action in six games as a sophomore... Was a starting forward on the Cavaliers' '88-89 NCAA Elite Eight basketball team... All-American selection by Parade Magazine as a senior quarterback at Ridley High School in Milmont Park, Pennsylvania... Led his team to a 21-1 record in two years as a starter... Earned three letters in basketball and also lettered in baseball... Named top male high school athlete in Pennsylvania for 1987 by USA Today... Earned degree in mathematics from Virginia... Hobbies include golf and fishing and bow hunting... Married, his wife's name is Amy.

BLUNDIN'S SINGLE-GAME BESTS

PASSING ATTEMPTS:	5 at Buffalo 10/30/94
COMPLETIONS:	1 at Buffalo 10/30/94; and vs. Houston 9/12/93
PASSING YARDS:	13 at Buffalo 10/30/94
LONG PASS:	13 at Buffalo 10/30/94
INTERCEPTIONS:	1 at Buffalo 10/30/94

BLUNDIN'S OFFENSIVE STATISTICS

Year	PASSING					RUSHING						
	Tot.	Comp.	Yards	Pct.	Long	TD	Int.	No.	Yards	Avg.	Long	TD
1992 (K.C.)				INACTIVE								
1993 (K.C.)	3	1	2	33.3	2	0	0	0	0	0	0	0
1994 (K.C.)	5	1	13	20.0	13	0	1	0	0	0	0	0
1995 (K.C.)				INACTIVE								
Career Total	8	2	15	25.0	13	0	1	0	0	0	0	0



Shane Bonham

DEFENSIVE LINE

Tennessee 4th Year

Ht: 6-2 Wt: 275

Born: 10/18/70 (D-3 in '94)

96

GAMES PLAYED/STARTED: 1994 (15/1) [1/1]; 1995 (16/0) [1/0]; 1996 (15/1) TOTAL: (46/2) [2/1]

PRO: Gritty competitor who has seen his playing time increase as time has progressed... Has backed up both at tackle and end at various times in past three years... Third-round pick by Lions in 1994. **1996:** Registered career-high 25 tackles primarily in backup role along defensive line... Also made two of career three sacks in '96 (back-to-back weeks in September)... Injured ribs in pre-season finale forcing him inactive for regular season opener at Minnesota (9/1) — it was only the second game missed in his career... Saw playing time increase vs. Chicago (9/22) and notched three tackles and a six-yard sack of Erik Kramer... Made lone start of the year the following week at Tampa Bay (9/29) and again had three tackles and a sack (for nine yards), in addition to causing a first quarter fumble which led to a Lions' field goal... Collected career-high seven stops in reserve duty vs. New York Giants (10/27)... Saw action in all remaining games, with highest outputs coming vs. Kansas City (11/28) with four tackles, and vs. Minnesota (12/8) with three stops. **1995:** Saw action in all 16 regular season games and playoff game at Philadelphia... Playing time went up as year progressed... Part of Lions' regular four-tackle rotation, primarily backing up starter Robert Porcher at under-tackle... Had steady sophomore year after excellent preseason... Tallied first sack of his career at Minnesota (9/10), hauling down Warren Moon for a six-yard loss... Notched two solo tackles at Chicago (11/19)... Recorded two tackles on three other occasions - vs. Cleveland (10/9), at Atlanta (11/5) and at Houston (12/10). Mainstay on Detroit's goal line defense... **1994:** Enjoyed an impressive mini-camp prior to the start of the 1995 season... The Lions' third round draft pick in 1994... Saw more action than any other Lions rookie in training camp due to injuries and contract holdouts, starting first two preseason games... Had one sack and made nine tackles in preseason... Served throughout year as a backup at both defensive end spots... Played in 15 games, starting one game, vs. Tampa Bay (11/13)... Did not record a tackle in first nine games of season, playing in short yardage and goal line situations... Made his first pro start vs. Tampa Bay (11/13), in place of the injured Robert Porcher, and notched the first three tackles of his career... Played at Chicago (11/20) and vs. Buffalo (11/24) but did not record any tackles... Did not play vs. Green Bay (12/4), the only game he failed to see action... Saw action in short yardage and goal line situations at N.Y. Jets (12/10), vs. Minnesota (12/17), at Miami (12/25) and in playoff tilt at Green Bay (12/31).

COLLEGE and PERSONAL: Started all 12 games at left defensive tackle as a senior... Collected 34 tackles... Dropped the ball carrier behind the line of scrimmage seven times for minus 16 yards... Credited with 4.5 sacks for minus eight yards... Named to the SEC Academic Honor Roll... Played in all 12 games with six starts his junior season... Started at four different positions—left end against Kentucky and Boston College, left tackle against Arkansas, right tackle against Southwestern Louisiana and Georgia and right end against Vanderbilt... Had eight sacks for 56 yards in losses... Sat out 1991 season as transfer from The United States Air Force Academy... Was awarded schol-

arship on August 22... Played offensive tackle and defensive end in high school... Earned All-State and All-League honors at Lathrop High (Fairbanks, Ak.)... Also garnered All-League and All-State honors in track and field, throwing the discus and shot... Currently pursuing his degree in exercise physiology... Spent his off-season lifting weights and running... Favorite sports figure is Howie Long... Married, his wife's name is Laura... Born October 18, 1970.

BONHAM'S SINGLE-GAME BESTS

TACKLES: 7 vs. New York 10/27/96
SACKS: 1 (three times; last at Tampa Bay 9/29/96)
INTERCEPTIONS: 0

BONHAM'S DEFENSIVE STATISTICS

Year	Total	TACKLES		Sacks	Int's	Passes	Fumbles
		Solo	Asst.	No/Yds	No/Yds	Def.	Rec./For.
1994 Total	3	1	2	0/0	0/0	0	0/0
1995 Total	13	7	6	1/6	0/0	0	0/0
1996 Total	25	16	9	2/15	0/0	0	0/1
Career Total	41	24	17	3/21	0/0	0	0/1



Stephen Boyd

LINEBACKER

Boston College 3rd Year

Ht: 6-0 Wt: 240

Born: 8/22/72 (D-5a in '95)

57

GAMES PLAYED/STARTED: 1995 (16/0) [1/0]; 1996 (8/5)
TOTAL: (24/5) [1/0]

PRO: The first of Detroit's three fifth-round selections in the '95 draft (141st pick overall)... Intense wrap-up tackler... Became starter at "will" linebacker at beginning of 1996, but had season cut short with severe groin and abdominal pull... Steps up to fill the holes forcefully at the line of scrimmage... Contributed mostly on special teams during rookie campaign in 1995. **1996:** Became integral part of defense as early part of the year went on, but progress was cut short in October due to a severe pull in his abdomen and groin, which eventually landed him on injured reserve... Started five of team's first six games in '96... Played sparingly in two appearances after injury... Was fourth on team in tackles (36) at time of injury... Also chipped in with five special teams tackles on the year... One of Lions' most productive defensive packages was "Nickel Boyd", in which Boyd was in middle and Bennie Blades stepped up as additional run-stopping linebacker... After playing reserve role in season opener at Minnesota (9/1) with two tackles, he started the next five games at weak-side linebacker... Made first career start vs. Tampa Bay (9/8) finishing with two tackles... Played well at Philadelphia the following week (9/15) with then-career-high eight stops and a pass defended... Had best game of career vs. Chicago (9/22) with career-high ten tackles... Tallied three tackles vs. Atlanta (10/6), but suffered injured groin and abdomen in the process, forcing him inactive the following week at Oakland (10/13)... Came back to play reserve role vs. New York Giants (10/27), but aggravated injury... Inactive for six of the next seven games with only action coming vs. Kansas City (10/28), but again aggravated his injury... Was placed on injured reserve (12/17) prior to season finale at San Francisco (12/23). **1995:** Spent rookie campaign as valuable member of special teams units as well as learning the system backing up Pro Bowl linebacker Chris Spielman... Extremely smart player who exhibits the will to continue learning... Received a lot of playing time at middle linebacker in pre-season, registering 17 tackles, which ranked third on the squad... Notched 11 tackles on special teams during the regular season, fourth-best on team... Made his first career defensive tackle and quarterback sack (for 13 yards) vs. Jacksonville (12/17)... Collected two special teams tackles on three occasions: vs. Cleveland (10/8), at Atlanta (11/5) and vs. Chicago (12/5)... Had one special teams tackle in NFC Wild Card Playoff game at Philadelphia (12/30).

COLLEGE and PERSONAL: Holds Boston College's career record with 524 tackles... First-team All-American selection by The Poor Man's Guide to the NFL Draft & Football News following senior season... All-Big East Conference & All-Eastern College Athletic Conference first-team choice as senior... Recipient of the Bulger Love Award as a junior, given to the best defensive player in New England... Started 10 games at weakside inside linebacker, setting a school season record with 161 tackles (84 solos)... Sophomore All-American first-team selection by Football News, finishing second on the team with 133 tackles (68 solos)... Two-time All-Long Island, All-Suburban & All-State selection at Valley Stream (N.Y.) High... Recipient of the Newsday-Thorpe Award, given to the Most Outstanding Player in Nassau County... USA All-American honorable mention & named Metro Player of the Year by the New York Daily News... All-League choice & team captain in lacrosse, performing as a laxman... Earned his degree in Human Development... Charitable affiliations include the Wayne McLoughlin Scholarship Fund and The Jay Fund... Born Stephen Gerard Boyd on 8/22/72 in Valley Stream, New York.

BOYD'S SINGLE-GAME BESTS

TACKLES: 10 vs. Chicago 9/22/96
SACKS: 1 vs. Jacksonville 12/17/95
INTERCEPTIONS: 0

BOYD'S DEFENSIVE STATISTICS

Year	Total	TACKLES			Sacks	Int's	Passes	Fumbles
		Solo	Asst.	No/Yds	No/Yds	Def.	Rec./For.	
1995 Total	1	1	0	1/13	0/0	0	0/0	
1996 Total	36	25	11	0/0	0/0	3	0/0	
Career Total	37	26	11	1/13	0/0	3	0/0	



Tommie Boyd

WIDE RECEIVER

Toledo 1st Year

Ht: 6-0 Wt: 195

Born: 12/21/71 (FA in '96)

GAMES PLAYED/STARTED: 1996 (0/0) TOTAL: (0/0)

80

PRO: Was originally signed as an undrafted free agent April 24, 1995... Played for the World League's Rhein Fire in 1996 as both a receiver and kick returner. **1996:** Played with club in preseason, but was released during training camp... Spent majority of the season on team's practice squad. **1995:** Was in training camp with Lions before being waived on August 18, 1995... Played in three '95 preseason contests for the Lions, catching two passes for 15 yards... Signed again as a free agent on January 22, 1996.

COLLEGE and PERSONAL: Missed only two games in his four-year collegiate career... Led squad with eight TD grabs as a senior... Also returned 16 punts for 165 yards in 1994... Moved to split end his senior year after starting at H-back previously... Hampered by ankle injury his junior year catching 22 passes for 216 yards and two TDs... Earned honorable mention All-MAC honors his sophomore season... Was the team's second-leading receiver with 42 catches for 663 yards and two TDs that year... Had Toledo's longest punt return of the 1992 season, a 36-yarder against Northern Illinois... His 60-yard reception against Eastern Michigan was the team's longest of that year as well... Played in 11 games his freshman year in 1991... First team All-Lansing and Capital Area Conference his senior year at Lansing (Mich.) Eastern High... Team MVP as a senior... Played in Michigan East/West All-Star game... Graduated from Toledo with a degree in communications.



Reggie Brown

OUTSIDE LINEBACKER

Texas A&M 2nd Year

Ht: 6-2 Wt: 241

Born: 9/28/74 (D-1a in 1996)

59

GAMES PLAYED/STARTED: 1996 (10/10) TOTAL: (10/10)

PRO and 1996: The first of Detroit's two first-round picks (17th overall) in the 1996 NFL draft... Showed the speed and athletic ability that the club envisioned when they traded up in the draft to select him... Will be looked upon as one of Detroit's defensive cornerstones for years to come... Progress in rookie campaign was hindered by a knee injury suffered in third preseason game at Houston (8/17)... Injury forced him to miss the remainder of preseason and the first five games of the regular season... Defense struggled to develop continuity in his absence with him already being penciled in as starting "will" linebacker... Play toward the middle and end of year picked up dramatically (60 of 62 tackles coming in second half of schedule) as he became more comfortable with both the system and working his way back from the injury... Also defended three passes in pass coverage on both tight ends and backs... Started in first pro appearance vs. Atlanta (10/6) — made two tackles before leaving contest with sprained knee which forced him to miss the following game at Oakland (10/13)... Back for game vs. New York Giants (10/27), starting string of 10 consecutive starts at "will" linebacker... After three tackles vs. Giants, made presence felt with nine tackles at Green Bay (11/3) and at San Diego (11/11) and career-high 11 stops vs. Seattle (11/17)... Finished year grading out better and better every week, with highest output coming vs. Kansas City (11/28), collecting nine tackles once again.

COLLEGE and PERSONAL: Another in a long line of standout linebackers to perform for the Aggies, following Quentin Coryatt, Johnny Holland, Antonio Armstrong, Marcus Buckley and John Roper... All-American third-team selection by The Poor Man's Guide to the NFL Draft as a senior in 1995... All-Southwest Conference first-team choice... Started every game at left outside linebacker... Finished second on the Aggies with 90 tackles (65 solos), seven sacks for minus 39 yards & eight stops for losses of 23 yards... Caused & recovered three fumbles... Started entire junior year at left outside linebacker... 430-pound squat... Texas Top 100 selection by the Lubbock Avalanche-Journal & Waco Tribune-Herald at Reagan (Austin, Tex.) High... Two-time All-District choice on both offense & defense... Also lettered in track, finishing sixth in the state Class 4A finals in the shot put (53'3 1/4")... Agricultural Economics major... Clocked a personal-best 4.44 in the 40-yard dash in 1994... Son of Elizabeth Brown and Reginald Johnson... Born Reginald Dwayne Brown on 9/28/74 in Austin, Texas.

BROWN'S SINGLE-GAME BESTS

TACKLES: 11 vs. Seattle 11/17/96
 SACKS: 0
 INTERCEPTIONS: 0

BROWN'S DEFENSIVE STATISTICS

Year	Total	TACKLES		Sacks No/Yds	Int's No/Yds	Passes Def.	Fumbles Rec./For.
		Solo	Asst.				
1996 Total	62	38	24	0/0	0/0	3	0/0
Career Total	62	38	24	0/0	0/0	3	0/0



Mark Carrier

SAFETY

Southern Cal. 8th Year

Ht: 6-1 Wt: 192

Born: 4/28/68 (FA in 1997)



40

GAMES PLAYED/STARTED: 1990 (16/16) [2/2]; 1991 (16/16) [1/1]; 1992 (16/14); 1993 (16/16); 1994 (16/15) [2/2]; 1995 (16/15); 1996 (13/13) **TOTAL:** (109/105) [5/5]

PRO: Three time Pro Bowler expected to bolster young secondary... Signed as a free agent in June, 1997 after seven years with the Chicago Bears... Played in the Pro bowl following the 1990, '91 and '93 seasons... Led the NFL with 10 interceptions as a rookie in 1990... Named NFL Defensive Rookie of the Year in 1990... Has missed only three games in his career... Played in 108 consecutive games prior to missing three of the last four games of the 1996 season with an ankle injury... Drafted by the Bears as a junior in the first round (sixth overall) in 1990. **1996:** Started the first 13 games... Suffered ankle injury and missed next three games, at Green Bay (12/1), St. Louis (12/8) and San Diego (12/14)... Returned to the starting lineup for the season finale at Tampa Bay (12/22)... Finished the season with 76 tackles and two interceptions. **1995:** Led squad with 15 passes defended and finished fourth on team with 103 tackles... Did not start due to injury, but played and made five tackles, at St. Louis (9/24)... Paced team with 11 tackles, and defended three passes, earning him the game ball, in Monday night win at Minnesota (10/30)... Posted a career-high with four passes defended vs. Pittsburgh (11/5)... Injured his knee in first quarter at Green Bay (11/12), sat out remainder of contest... Returned to the starting lineup the following week at Detroit (11/19). **1994:** Intercepted a pass at Tampa Bay (11/6)... Suffered broken thumb at Arizona (11/27)... Made season-high 12 tackles at Minnesota (12/1) before dislocating finger... Played, but did not start, the following game at Green Bay (12/11), made six tackles... Returned to the starting lineup vs. Rams (12/18)... Intercepted his second pass of the season vs. New England (12/24)... Made four tackles in playoff loss at San Francisco (1/7/95). **1993:** Made his third Pro Bowl appearance... Intercepted four passes and made 91 tackles... Scored his first career TD on an int. return vs. Green Bay (12/5)... Made a season-high 11 tackles at Rams (1/2). **1992:** Recovered fumbles in consecutive games at Minnesota (10/4) and vs. Tampa Bay (10/18)... Made a season-high seven solo tackles, nine total, at Detroit (12/20)... Posted season-best 11 tackles in season finale at Dallas (12/27)... Contributed six tackles on special teams. **1991:** Voted to his second Pro Bowl as starter... Finished third on club in tackles. **1990:** Started all 16 games and was voted to the Pro Bowl as a rookie... Named to every all-rookie team and named Defensive Rookie of the Year by Associated Press and Football News... Set Bears' record with 10 interceptions... Intercepted three passes and made nine tackles at Washington (12/9)... Earned NFC Defensive Player of the Week with 11 tackles, two interceptions, forced fumble and pass defended at Tampa Bay (11/4)... Intercepted a pass on the last play of the game to seal playoff win over New Orleans (1/6/91)... Made a career-high 13 tackles at Minnesota (11/25)...

COLLEGE and PERSONAL: Three-year starter... Finished his career with 13 interceptions and 336 tackles... Named first team All-American by The Sporting News, AP, Kodak, Football Writers Association and Walter Camp... Winner of Jim Thorpe Award given to the best defensive back in college football... First-team All-American selection and consensus All-PAC Ten choice as a sophomore... Jim Thorpe Award finalist... Second-team freshman All-American... Named the country's top freshman defensive back by the Sporting News... Redshirted in 1986 after suffering broken foot... Named high school All-American by USA Today, Parade and Adidas following his senior year at Long Beach (Cal.) Poly High... Chose USC to stay close to his father (Willie) who lives in Long Beach and was paralyzed in an automobile accident in 1979... Has worked as a football analyst for WGN-TV and WGN-radio in Chicago... Was honorary chairman of the Special Education District of Lake County... Works with Special Olympics... Donated \$15,000 through his foundation, MacKids, to assist with LA earthquake relief... Holds 3-on-3 fundraising basketball tournament in Long Beach in July... Completed bachelor's degree in communications in 1991... Full name is Mark Anthony Carrier, III... Married, his wife's name is Andrea... Has one son, Mark Anthony Carrier, III.

CARRIER'S SINGLE-GAME BESTS

TACKLES: 13 at Minnesota 11/25/90
 INTERCEPTIONS: 3 at Washington 12/9/90
 INT. RETURN: 39 at Detroit 11/28/91

CARRIER'S DEFENSIVE STATISTICS

Year	Total	TACKLES		Sacks	Int's	Passes	Fumbles
		Solo	Asst.	No/Yds	No/Yds	Def.	Rec./For.
1990 (Chi.)	122	55	67	0/0	10/39	20	2/5
1991 (Chi.)	93	41	52	0/0	2/54	12	1/1
1992 (Chi.)	89	43	46	0/0	0/0	10	2/1
1993 (Chi.)	91	47	44	0/0	4/94	7	0/1
1994 (Chi.)	101	56	45	0/0	2/10	6	0/1
1995 (Chi.)	103	63	40	0/0	0/0	15	1/0
1996 (Chi.)	76	40	36	0/0	2/0	7	1/1
Career Total	675	345	330	0/0	20/97	77	7/10



Harry Colon

SAFETY

Missouri 7th Year

Ht: 6-0 Wt: 203

Born: 2/14/69 (FA in '97)

29

GAMES PLAYED/STARTED: 1991 (16/14); 1994 (16/0); 1993 (15/12) [1/1]; 1994 (16/0) [1/0]; 1995 (16/16) TOTAL: (79/42) [2/1]

PRO: Entering his second stint with the Lions... Signed March 19, 1997... Will compete for playing time at both safety spots... Played for Detroit from 1992-94... Selected by Jacksonville in the expansion draft in 1996... Played for the Jaguars in 1996 and was released prior to the 1996 season... Originally signed by the Lions as a Plan B free agent in 1992... Began his career with New England in 1991... Drafted by the Patriots in the eighth round in 1991. **1995:** Started all 16 games for the Jaguars in their inaugural campaign... Led team with three interceptions and finished fourth on team with a career-high 80 tackles... Broke up 10 passes... Made the first interception in Jaguars' history at N.Y. Jets (9/17). **1994:** Saw action in all 16 games as a backup... Switched from free safety to strong safety in offseason... Led team in special teams tackles for the second straight year, with 10... Picked off a pass at Green Bay (11/6)... Forced a fumble vs. Green Bay (12/4)... Caused a fumble and made two special teams tackles at N.Y. Jets (12/10)... Made one special teams tackle in playoff contest at Green Bay (12/31). **1993:** Started the final 12 games at free safety in place of the injured Bennie Blades... Led team with 11 tackles on special teams... Made his first start as a Lion at Tampa Bay (10/3)... Notched a sack and forced a fumble vs. Seattle (10/17)... Made a career-high 13 tackles and got his first interception at Green Bay (11/21)... Intercepted his second pass and made seven tackles at Phoenix (12/12)... Contributed three tackles in playoff game vs. Green Bay (1/8/94). **1992:** Signed by the Lions as a Plan B free agent on March 30... Saw action as a backup at both safety spots in all 16 games... Forced a fumble at Green Bay (12/6). **1991:** Started 14 games for New England in his rookie campaign... Totaled 46 tackles, 27 solo... Also recovered two fumbles, forced a fumble and broke up a pass.

COLLEGE and PERSONAL: Led Missouri in tackles as a senior with 111, six short of school record for defensive backs... Finalist for Jim Thorpe Award, named first team All-Big Eight and third team All-American as a senior... Set school record with 85 solo tackles as a junior... Majored in general studies... Made dean's list... Attended Washington High in Kansas City, Kan., earned All-State and All-Conference honors... Married, his wife's name is Torian... Has two daughters, Courtney, 6, and Hayli, 3.

COLON'S SINGLE-GAME BESTS

TACKLES: 13 at Green Bay 11/21/93
INTERCEPTIONS: 1 (six times; Last vs. Cleveland 12/24/95)
INT. RETURN: 41 vs. Seattle 11/12/95

COLON'S DEFENSIVE STATISTICS

Year	Total	TACKLES		Sacks		Passes		Fumbles
		Solo	Asst.	No/Yds	No/Yds	Def.	Rec./For.	
1991 (N.E.)	45	27	18	0/0	0/0	2	2/1	
1992 (Det.)	18	18	0	0/0	0/0	0	2/0	
1993 (Det.)	57	38	19	1/12	2/28	5	0/3	
1994 (Det.)	17	16	1	0/0	1/3	1	0/0	
1995 (Jack.)	80	58	22	0/0	3/46	10	0/2	
Career Total	217	157	60	1/12	6/77	18	4/6	



Mike Compton

GUARD

West Virginia 5thYear

Ht: 6-6 Wt: 297

Born: 9/18/70 (D-3b in '93)

77

GAMES PLAYED/STARTED: 1993 (8/0); 1994 (2/0); 1995 (16/7); [1/1]; 1996 (15/15) **TOTAL:** (41/22) [1, 1]

PRO: First year as full-time starter in 1996 (left guard) after spending first two years of career as backup and third year (1995) as spot starter... Saw first extensive playing time of career in 1995 and more than held his own, starting seven games, due to injuries on Lions' line... Versatile performer who can play center, guard or tackle... Has also fulfilled role as team's snapper for field goals and PAT's in 1995-96... Played center in college, but has seen most extensive work at guard in four pro seasons... His college coach, Don Nehlen, said Compton is one of the best players he has ever coached... Drafted by the Lions in the third round in 1993 (68th pick overall). **1996:** Stepped into starting lineup for first time of career, starting 15 games at left guard... Was in lineup for first 10 games of the year, but suffered sprained ankle at San Diego (11/11)... Was inactive vs. Seattle (11/17)... Returned to lineup the following week at Chicago (11/24) and remained there for the final four games of the season as well... Once again served as club's snapper for field goals and PAT's (second consecutive year). **1995:** Served as Detroit's chief backup at left tackle, both guard slots and at center... Started first two games of year at left tackle due to contract holdout of Lomas Brown — it was the first instance in his career he had lined up there... First career start was at Pittsburgh (9/3) where he spent the afternoon battling Pittsburgh All-Pro linebacker Greg Lloyd allowing only three tackles... Started following week at Minnesota (9/10) at left tackle but shifted to left guard on the second play of game in place of injured Doug Widell and played there the remainder of the contest... Started the following three games at left guard vs. Arizona (9/17), vs. San Francisco (9/25) and vs. Cleveland (10/8) in place of injured Widell... Did not play on offense at Green Bay (10/15)... Saw limited time at left tackle at Washington (10/22) for Lomas Brown, who missed part of a series due to muscle cramps... Did not play on offense during next six games... Subbed for Widell briefly at Houston (12/10) at left guard... Started at left guard for the final two regular season games of the season vs. Jacksonville (12/17) and at Tampa Bay (12/23) and in playoff game at Philadelphia (12/30). **1994:** Saw action in two games, in short yardage situations... Was active but did not play in the other 14 regular season games and the playoff game at Green Bay... Was snapper on field goals and PAT's in preseason. **1993:** Did not see a lot of action as a rookie... Played for the first time vs. Seattle (10/17), giving center Kevin Glover a rest late in the game... Filled in at center for Glover late in the game vs. Tampa Bay (11/7)... Played on special teams the final five regular season games and the playoff game vs. Green Bay (1/8).

COLLEGE and PERSONAL: First team All-American and All-Big East Conference selection by the Poor Man's Guide to the NFL Draft, Football News and the AP as a senior... One of six recipients of the NCAA's Top Six Scholar/Athlete Award... Finalist for the Lombardi Award, given to the top lineman in college football... All-Big East Conference first team choice and All-East selection by AP his junior year... Recipient of the Ira E. Rogers Award, given to the Mountaineer who has shown high leadership and academic qualities as well as football performance... Graduated in 1993 with a teaching degree in Physical Education and Health Education... All-Southwest District, All-State, Blue Chip All-American and District Lineman of the Year at Richlands (Va.) High... Athletic Director's Academic Honor Roll student, possessing a 4.0 grade point average... Works with D.A.R.E. hometown schools... Enjoys golf and spending time with his family... He and his wife, Tammy, have three children, Jessica, 7, Joshua, 3 and Sarah, 1.



Scott Conover

GUARD/TACKLE

Purdue 7th Year

Ht: 6-4 Wt: 300

Born: 9/27/68 (D-5 in '91)

76

GAMES PLAYED/STARTED: 1991 (16/3) [2/2]; 1992 (15/15); 1993 (1/0); 1994 (11/0); 1995 (14/2) [1/0]; 1996 (10/8) **TOTAL:** (67/28) [3/2]

PRO: A backup for most of his six-year career with time as a spot starter at both guard and tackle... Versatility makes him a valuable member of the Lions' offensive line.... Has coaches feeling confident he can fulfill backup role at either tackle position... The Lions originally selected Conover in the fifth round of the 1991 NFL Draft (118th overall pick). **1996:** Started eight games at both guard and tackle, despite struggling with rotator cuff injury for much of latter part of the year... Was switched from backup tackle to starting right guard (first action at guard in career) in training camp due to contract holdout of Jeff Hartings... Started first five games of year in that slot, making transition smoothly... Did not see action in next four contests as Hartings took over at right guard and injury to rotator cuff slowed him as well... Replaced Mike Compton (sprained ankle) at left guard during game at San Diego (11/11) and started in that slot in following game vs. Seattle (11/17)... Did not play at Chicago (11/24) and vs. Kansas City (11/28)... Saw action as second tight end vs. Minnesota (12/8)... Stepped into right tackle position during game vs. Green Bay (12/15) after starter Zefross Moss went down with a knee injury... Started for Moss in season finale at San Francisco (12/23). **1995:** A regular on the Lions' special teams... Played in 14 games, including two starts at right tackle... Was active, but did not play in first two games of season at Pittsburgh (9/3) and at Minnesota (9/10)... Played on special teams vs. Arizona (9/17)... Saw extensive action at right tackle vs. San Francisco (9/25) after starter Zefross Moss departed with a hamstring injury... Made first start of the year at right tackle vs. Cleveland (10/8), subbing for Moss... Was involved only on special teams during club's next nine games... Played a great deal at right tackle vs. Jacksonville (12/17)... Started and played the entire game at Tampa Bay (12/23) in place of Moss, who sat the game out with the flu... Was special teams performer in playoff game at Philadelphia (12/30). **1994:** Was active for all 16 games, saw action in 10... Scored the first TD of his career, on a one-yard reception on a tackle-eligible play vs. Green Bay (12/4)... Filled in for one play for Lomas Brown at left tackle vs. Tampa Bay (11/13)... Substituted for Doug Widell at right guard for one play at N.Y. Jets (12/10)... Saw action as tackle-eligible in short yardage and goal line situations in eight games... Was active but did not play in playoff game at Green Bay (12/31). **1993:** Was active for only seven games... Did not play in six of those games... Saw his only action of the season on special teams at New Orleans (9/19). **1992:** Emerged from training camp as the starting right tackle... Started 15 games... Nagging ankle injury hampered him and limited his playing time in some games... Streak of consecutive starts ended at nine when he did not play at Minnesota (10/15)... Returned to action as the starter in the following game at Tampa Bay (10/25)... Did not miss a start the remainder of the season. **1991:** Helped bolster a veteran offensive line that was riddled by injuries... Saw action in every game in 1991, making his first career start at right tackle versus the Rams (11/17) when Eric Sanders moved to left tackle in place of the injured Lomas Brown... Assumed the starting right tackle position at Green Bay (12/15) after Sanders sustained a knee injury the previous week against the Jets... Also started the season finale at Buffalo (12/22), as well as Detroit's playoff contests against Dallas (1/5) and Washington (1/12).

COLLEGE and PERSONAL: Spent his first three college years with the defense before moving to offense in 1989... Started all 11 games at offensive tackle for Purdue and was voted honorable mention All-Big Ten by the coaches and media in 1990... After switching from defense to offense prior to his junior year, started the final three games of the '89 campaign at offensive guard... Posted 71 career tackles, including nine for 44 yards in losses, and recovered three fumbles... Holds a Bachelor of Science degree from the School of Technology at Purdue... All-Conference, All-County, All-District and honorable mention All-State selection at Boro (Freehold, NJ) High School... Also All-League in basketball when he led the conference in rebounding and blocked shots... Nicknamed "Tip" by his Lions' teammates... Spends a great deal of his free time speaking to youth groups and attending various charitable events... Participates in Lions' hospital visits to pediatric patients... Involved with Pro Challenge which brings anti-substance abuse assemblies to schools... Formed the Scott Conover Youth Foundation, based out of his hometown of Freehold, N.J.... Named 1990 National Strength & Conditioning Association All-American Athlete, based on benefits from strength training and conditioning, community involvement, academic achievement and leadership qualities... Born Kelsey Scott Conover.



Shane Dronett

DEFENSIVE TACKLE

Texas 6th Year

Ht: 6-6 Wt: 288

Born: 1/12/71 (FA in '96)

92

GAMES STARTED/PLAYED: 1992 (16/2); 1993 (16/16) [1/1];
1994 (16/15); 1995 (13/2); 1996 (12/0) TOTAL: (73/35) [1/1]

PRO: Tough interior lineman who looks to regain the form that made him one of the league's up-and-coming defensive linemen a few years ago when he tallied 19.5 sacks and averaged 55 tackles a season in his first three years (1992-94)... Has struggled the last year and a half after battling knee injury in 1995... Credited with five field goals in his career, including four in 1994... Signed by the Lions Oct. 9, 1996 after being released by Atlanta Oct. 7... Signed with Atlanta prior to '96 campaign following four seasons with Denver... Drafted by the Broncos in the second round in 1992. **1996:** Started the season with Atlanta... Made eight tackles in four games with the Falcons... Was released by Atlanta Oct. 7, the day after facing Detroit at the Silverdome — forced a Barry Sanders fumble in that contest... Played in seven of 10 games with Detroit and was inactive for the other three... Made his first tackle as a Lion vs. N.Y. Giants (10/27)... Accounted for two tackles vs. Green Bay (12/15) and made two stops at San Francisco (12/23). **1995:** Played in 13 games with two starts for Denver... A sprained right knee that required surgery suffered at Seattle (10/1) forced him to miss three games... Returned to the lineup vs. Arizona (11/5) and had two sacks... Blocked a field goal at Kansas City (12/17). **1994:** Finished second on team with six sacks and made a career-high 63 tackles... Started 15 games and played in all 16 contests... Sacked Jeff Hostetler three times in a Broncos' win over the Raiders (12/11)... Set Broncos' team record with four field goal blocks... Two of those blocks came against Morten Andersen in the season finale vs. New Orleans (12/24)... Blocked a Lin Elliott effort at Kansas City (12/4) as time expired, sending the game into overtime and setting the stage for a Broncos' win. **1993:** Set a career-high with seven sacks while starting all 16 games for the Broncos... Intercepted two passes and batted down five... Recorded two sacks vs. Seattle (10/31)... Notched a pair of sacks at Cleveland (11/7). **1992:** Made great strides in his rookie year... Worked his way into the starting lineup for the final two games... His 6.5 sacks ranked third on the team... Had two sacks against the N.Y. Jets (11/8)... Followed that performance by forcing and recovering a fumble against the N.Y. Giants (11/15) the next week.

COLLEGE and PERSONAL: A first-team All-American selection and two-time All-SWC pick... Totaled 181 tackles, 52 quarterback pressures, 22 sacks, seven forced fumbles, two fumble recoveries and seven blocked kicks in three seasons... Was a starter as a freshman and entered the NFL draft following his junior campaign... Landscape architecture major at Texas... Was rated as the best high school tight end prospect in the state as a senior at Bridge City High School in his hometown of Orange, Texas... Was a Golden Gloves boxing champion while in high school... He and his wife, Chris, have two daughters, Berkley, 5 and Haley, 3.

DRONETT'S SINGLE-GAME BESTS

TACKLES: 9 at Oakland 12/11/94
SACKS: 3 at Oakland 12/11/94
INTERCEPTIONS: 0

DRONETT'S DEFENSIVE STATISTICS

Year	Total	TACKLES			Sacks No/Yds	Int's No/Yds	Passes Def.	Fumbles Rec./For.
		Solo	Asst.	No/Yds				
1992 (Den.)	53	30	23	6.5/32	0/0	5	2/1	
1993 (Den.)	49	32	17	7/24	2/13	5	0/1	
1994 (Den.)	63	39	24	6/35	0/0	5	0/1	
1995 (Den.)	8	5	3	2/12	0/0	1	0/0	
1996 (5-gms w/Atl)	8	4	4	0/0	0/0	0	0/1	
1996 Total	6	4	2	0/0	0/0	0	0/1	
Career Total	187	114	73	21.5/103	2/13	16	2/5	



Luther Elliss

DEFENSIVE TACKLE

Utah 3rd Year

Ht: 6-5 Wt: 291

Born: 3/22/73 (D-1 in '95)

94

GAMES STARTED/PLAYED: 1995 (16/16) [1/1]; 1996 (14/14)
TOTAL: (30/30) [1/1]

PRO: A tireless worker whose engine is always running at full speed... Lions' first-round selection in 1995 (20th overall pick)... Has been in the starting lineup along the defensive line since entering the league... Started at defensive end in rookie year, but shifted to defensive tackle prior to 1996 campaign... Huge physical presence has weighed in at as much as 300 lbs... Has physical ability to take over a game and often demands attention from more than one offensive lineman. **1996:** Came into his own playing at high level throughout the year... Move inside to tackle (next to Henry Thomas) helped both he and Robert Porcher (moved from tackle to end) immeasurably... Played virtually every play of all 14 games he started (missed two consecutive games in October due to a sprained knee)... Second on team with 6.5 sacks to go along with 57 tackles (19 stops and no sacks in 1995)... Got off to a fast start with back-to-back games with career-highs in tackles and the first two sacks of his career — had six tackles and a sack at Minnesota (9/1) and followed that outing with an eight-tackle performance, in addition to another sack... Sprained knee in first quarter vs. Atlanta (10/6) and missed subsequent games at Oakland (10/13) and vs. New York Giants (10/27)... Returned from injury in fine fashion at Green Bay (11/3), recording the first multi-sack game of his career — two sacks for 18 yards, in addition to five tackles... Also had solid game two weeks later vs. Seattle (11/17) with six stops and a sack for 12 yards... Also had a sack vs. Minnesota (12/8) as well as five tackles. **1995:** Started each of 16 regular season games and club's playoff game at left defensive end... Became the first Lions' defensive rookie to start a season-opener since Bennie Blades and Chris Spielman in 1988... Showed great spark in preseason, often dominating the line of scrimmage in practices and preseason contests... Tied for team-lead in preseason with 2.5 sacks for 16.5 yards, including two coming in preseason tilt vs. Jacksonville... Started rookie campaign slowly adapting to pro game, but became productive player on line as season progressed... Showed great improvement as season wore on, especially defending the run... Talled two tackles at Pittsburgh (9/3) in first pro game... Notched three tackles at Minnesota (9/10)... Was in on one tackle vs. Arizona (9/17)... Did not register a tackle in next three games... Tied career-high with three stops (all solo) at Washington (10/22)... Had a tackle and knocked down the first pass of his career vs. Green Bay (10/29)... Had one tackle vs. Tampa Bay (11/12) and vs. Minnesota (11/23)... Registered two stops vs. Chicago (12/3)... Was in on one tackle at Houston (12/10)... Recorded two tackles in games vs. Jacksonville (12/17) and at Tampa Bay (12/23)... Registered one tackle in Lions' NFC Wild Card playoff game at Philadelphia (12/30).

COLLEGE and PERSONAL: Consensus All-American first-team selection and All-Western Athletic Conference first-team choice following senior season at Utah... Timed at 4.84 in the 40-yard dash prior to his rookie year... Finishing second on the team with 78 tackles (43 solos), four sacks for (-26) yards and nine stops for losses of 24 yards as left defensive tackle as a senior... Recorded a season-high 12 tackles (7 solos) with a stop for a 2-yard loss and a fumble recovery in a 34-16 beating of Rose Bowl-bound Oregon as a senior... Credited with four tackles behind the line of scrimmage, a fumble recovery and a pass deflection as the Utes rallied for a 34-31 victory over Brigham Young, also in 1994... All-American third-team choice by The Poor Man's Guide to the NFL Draft after junior year... All-WAC first-team pick as well in 1993, ranking second in the conference with nine sacks for (-68) yards... Also recorded 50 tackles (26 solos) with three stops for (-23) and a pair of pass deflections... Saw constant double coverage as he started every game at left end as a junior... Made 9 tackles (8 solos), 2 sacks for minus 12 yards, 5 stops for losses of 17 yards & 2 pass deflections vs. Southern California in the 1993 Freedom Bowl... Sophomore All-American selection by The Poor Man's Guide to the NFL Draft... All-WAC first-team choice in 1992 (only sophomore to earn that honor)... Started every game, lining up at right end vs. Washington State & on the left side the rest of the season... Led the team with 87 tackles (34 solos) & two sacks... Led the WAC with 16 tackles for (-39) yards... Selected WAC Defensive Player of the Week after coming up with 10 tackles (7 solos), a 2-yard sack, 5 stops for minus 16 yards & 2 quarterback pressures in a 20-13 triumph over Air Force in 1992... Was named the Utes' Newcomer of the Year following his freshman campaign... Originally recruited as a tight end, but was moved to the defensive line in fall drills... Saw action in every game at right end & tackle as a freshman... Made 24 tackles (13 solos) with three sacks... In high school was All-State, All-Region & All-League selection, serving as the grid team's captain at Mancos (Colo.) High... Three-time All-League choice in basketball... Shattered two backboards as a prep in leading the hoop squad to the state tournament... Exercise & Sports Science major at Utah... Son of John & Segal Ellis... He and his wife, Rebecca, have two children, Luther Kaden, 2 and daughter, Olivia Kristine, born in January, 1997... Hometown is Mancos, Colorado... Born 3/22/73.

ELLISS' SINGLE-GAME BESTS

TACKLES: 8 vs. Tampa Bay 9/8/96
SACKS: 2 at Green Bay 11/3/96
INTERCEPTIONS: 0

ELLISS' DEFENSIVE STATISTICS

Year	Total	TACKLES		Sacks	Int's	Passes	Fumbles
		Solo	Asst.	No/Yds	No/Yds	Def.	Rec./For.
1995 Total	19	9	10	0/0	0/0	1	0/0
1996 Total	57	33	24	6.5/49.5	0/0	0	0/0
Career Total	76	42	34	6.5/49.5	0/0	1	0/0



Brad Ford

CORNERBACK

Alabama 2nd Year

Ht: 5-9 Wt: 170

Born: 1/11/74 (D-4 in '96)

GAMES PLAYED/STARTED: 1996 (14/0) TOTAL: (14/0)

27

PRO and 1996: Lions' fourth-round pick in 1996 (129th overall selection) saw considerable playing time during rookie campaign, both on special teams and as nickel and dime back in passing situations... Made seven tackles on the year, in addition to nine special teams stops, which ranked fifth on the team... Impressed coaches in training camp with quickness and burst into coverage, but sprained ankle suffered Aug. 6 sidelined him for over a month... Was slated for nickel back duty prior to ankle injury... Missed the remainder of preseason slate and the first two regular season games due to injury, seeing first action as a pro at Philadelphia (9/15), where recorded two special teams tackles... Had season-high three special

teams stops the following week vs. Chicago (9/22)... Played much of the game vs. New York Giants (10/27) at cornerback (starter Corey Raymond out with injured knee) and made first two tackles on defense of his career... Collected a career-high three tackles and a special teams tackle the next week at Green Bay (11/3), again seeing considerable time at cornerback... Most extensive playing time at cornerback in the latter part of the season vs. Green Bay (12/15) when he saw action on most passing downs and made two special teams tackles.

COLLEGE and PERSONAL: Possesses good speed and quickness... Has good cover ability and plays physical for his size... Transferred to Alabama after two standout years at Fresno City Community College... Won the starting job at left cornerback heading into his senior year at Alabama... Saw substantial action for the Crimson Tide in his junior year... Made 25 tackles, had two interceptions and broke up four passes as a senior in 1995... Scored a touchdown on a 46-yard interception return against Vanderbilt... Played in all 12 games in 1994, his first year at Alabama... Finished the season with 13 tackles... Also saw limited action as a punt returner... Voted junior college All-American and was named All-Conference in 1993... Played in the Producers Dairy Bowl for the second straight year... Intercepted a pass and was named the game's MVP... Voted 1992 All-Conference in his first season at Fresno City Community College... Played in the Producers Dairy Bowl and had an interception... Earned All-State and All-Area honors at Dadeville (Alabama) High School... Lists his father, Al, as his most admired leader... In his spare time he enjoys listening to music... Majored in physical education... Born 1/11/74.

FORD'S DEFENSIVE STATISTICS

Year	Total	TACKLES		Sacks No/Yds	Int's No/Yds	Passes Def.	Fumbles Rec./For.
		Solo	Asst.				
1996 Total	7	6	1	0/0	0	0	0/0
Career Total	7	6	1	0/0	0	0	0/0



Kevin Glover

CENTER

Maryland 13th Year

Ht: 6-2 Wt: 282

Born: 6/17/63 (D-2 in '85)

53

GAMES STARTED/PLAYED: 1985 (10/0); 1986 (4/1); 1987 (12/9); 1988 (16/16); 1989 (16/16); 1990 (16/16); 1991 (16/16) [2/2]; 1992 (7/7); 1993 (16/16) [1/1]; 1994 (16/16) [1/1]; 1995 (16/16) [1/1]; 1996 (16/16) **TOTAL:** (161/145) [5/5]

PRO: Recognized as one of the top centers in the game today as he has been named the starting center for the NFC squad in each of the last two Pro Bowls... Has been steady performer week-in and week-out since arrival in 1985... Instrumental in Barry Sanders' three NFL rushing crowns (1990, '94, and '96)... A true professional in every sense of the word, is one of the team's most respected and well-liked players on and off the field... Calls the signals for the offensive line on blocking adjustments at the line of scrimmage... Won the starting job at center in 1989 after starting at guard in 1988... Started every game four straight years (1988-91) on the offensive line, three seasons (1989-91) at center... Only significant injury of career (broken leg) sidelined him for the last nine games of the '92 season, snapping a string of 71 consecutive starts... Now has streak of 64 straight games started, dating back to the season opener in 1993... Tied with Alex Karras for eighth-place on the Lions' all-time longevity list with 161 games played... With a full 16-game schedule played in 1997, he would move into third-place on Lions' all-time longevity list with 177 games played, trailing only Dick LeBeau (185) and Wayne Walker (200)... Drafted by the Lions in the second round in 1985 after earning All-American honors under Bobby Ross at Maryland. **1996:** Was named the starting center for the NFC Pro Bowl squad... Helped pave the way for Sanders' third NFL rushing title with 1,553 yards and his seven 100-yard games... Helped open up holes for Sanders' 163-yard effort in the team's season opener at Minnesota (9/1) and his 125-yard outing the next week vs.

Tampa Bay (9/8)... Instrumental in Sanders' five 100-yard rushing performances in the team's last seven games, including 152 yards against the Packers (vs. the NFL's top rated unit against the run in 1996) in Green Bay (11/3), 134 yards vs. Seattle (11/17), 107 yards at Chicago (11/24), 134 yards vs. Minnesota (12/8), and a season-high 175 yards at San Francisco (12/23)... **1995:** Enjoyed perhaps his best season in the league, garnering several awards naming him as one of the elite in the league... Named to start in his first career Pro Bowl appearance after being named alternate twice previously... Football News All-NFC selection... Associated Press All-Pro Second Team member... United Press International All-NFC choice... Named to College & Pro Football Newsweekly All-Pro Second Team as well as Football Digest All-Pro Second Team... Was hampered early in the year by a pulled quad muscle (suffered prior to the preseason contest at New Orleans on Aug. 25), forcing him to miss a significant amount of practice time during that span... Part of line that played particularly well vs. San Francisco (9/25) when Scott Mitchell was 28 of 42 for 291 yards and a TD vs. defensive unit which ended the '95 season as the top ranked unit in the NFL... Instrumental in Sanders' 157-yard, three TD outburst vs. Cleveland (10/8)... Line also played very well in Lions' game at Green Bay (10/15) as Packers were held without a sack and Sanders rushed for 124 yards on 18 carries... His line mates followed that performance up two weeks later vs. Green Bay (10/29) as Sanders raced for the season-high 167 yards on 22 carries through defense which ranked in the NFL's top ten throughout the year... Helped spearhead big win at Chicago (11/19) as Sanders (120 yards on 24 carries) and Lions' ground attack controlled the clock for 33:01... Had hand in Lions' offensive explosion vs. Minnesota (11/23) as Lions rolled up 534 yards in total offense (fourth highest single-game outburst in club history) and team-record 410 yards through the air... In Detroit's 44-0 win over Jacksonville (12/17), he and offensive line did a stellar job of keeping Lions' offense on the field as Detroit controlled the ball for 36:01. **1994:** Named as an alternate to the Pro Bowl squad for the second time in his career... Had another outstanding season... Instrumental in the Lions leading the NFC (second in the NFL) in rushing with 2,080 yards... Played well in season-opener vs. Atlanta (9/4) as offensive line did not allow a sack... At Dallas, (9/19), aided in Barry Sanders 194-yard rushing performance and offensive line allowed one sack to the Cowboys' defense that had totaled 14 sacks in the first two games of the season... Contributed to line play that did not allow a sack and opened holes as Sanders rushed for 146 yards against N.Y. Giants (10/30)... Turned in a stellar performance as Sanders rushed for a career-high and team-record 237 yards vs. Tampa Bay (11/13)... Played well as Sanders rushed for 188 yards and line yielded only one sack vs. Green Bay (11/4)... Blocked well as Sanders rushed for 126 yards at N.Y. Jets (12/10)... Led the charge as offensive line played one of their best games of the season vs. Minnesota (12/17)... Sanders recorded his tenth 100-yard game of the season and line did not give up a sack for the second straight game (the Vikings had six sacks in the first meeting). **1993:** Recovered from broken leg suffered in 1992... Played in his 100th career game at New Orleans (9/19)... Contributed to line play that helped Barry Sanders rush for 187 yards, then the second-highest single game total of his career, vs. Tampa Bay (11/7)... Played well at the end of the year, the offensive line did not allow a sack in the last two regular season games. **1992:** Did not play in preseason... Started the first seven games of the season at center... Had the longest streak on the team with 73 consecutive starts... His streak was snapped when he suffered a broken leg at Tampa Bay (10/25)... Placed on Injured Reserve October 27 for the remainder of the season. **1991:** Started every game for the fourth consecutive season... Helped solidify the offensive line from his center position... Earned All-NFC honors from the Football News and was named a Pro Bowl alternate. **1990:** For the third straight year, Glover started every regular season contest on the offensive line for the Lions... Sustained a severe ankle sprain in Detroit's contest at Kansas City, but had the opportunity to use the Lions' bye week to recover (Glover started and played the entire game at New Orleans two weeks later without having had to miss a contest). **1989:** Won the starting center position when veteran starter Steve Mott suffered a season-ending neck injury... Led the offensive line in cuts, takedowns and pancakes... Improved his play more than anyone else on the offensive unit, according to the coaching staff... Played as a wedge-blocker on the kickoff return team. **1988:** Very versatile athlete, who not only started for the Lions at left guard, but if the situation needed him, could have played the center spot... Had the second-most minutes of the offensive linemen, behind Steve Mott, with 379.6. **1987:** Started in nine games at either left guard, right guard or center... He drew his first starting assignment at right guard vs. Denver (11/1)... Glover caught a three-yard TD pass vs. Minnesota (9/13) in the season-opener but was nullified because he failed to report as an eligible receiver... Performed extensively as a special teams player... Returned a kickoff for 19 yards vs. the Rams (12/6). **1986:** Glover made his starting debut at left guard at Cleveland (9/28) but was forced from the game with a knee injury sustained in the fourth quarter... Although the knee did not require surgery, he was placed on Injured Reserve until the season finale vs. Atlanta (12/21)... He did not play vs. the Falcons... Played only 74 minutes the entire season. **1985:** Played sparingly in the first 10 games... Just when it appeared Glover would receive more playing time, the injury bug bit... Scheduled to start at left guard against Minnesota (11/17) in Week 11, but he injured his knee in a practice blocking drill.

COLLEGE and PERSONAL: Played for Bobby Ross in three of his four seasons at Maryland... One of the stabilizers behind Maryland's powerful offensive line as he started as an offensive tackle in his sophomore season and at center in his final two years... The Sporting News named him a first-team All-America.

as a senior... Roomed with former Lion Lomas Brown when both played in the Senior Bowl... An All-State honoree at Largo (Md.) High, Glover was a four-sport letterman there... Majored in recreation at Maryland... Enjoys speaking to Christian groups, especially youth groups... Visits pediatric patients in Detroit-area hospitals with his Lion teammates... Supports many Detroit-area charitable causes, particularly HAVEN, a domestic violence shelter and sexual assault counseling center serving Pontiac and Oakland County (and designated as the Detroit Lions Courage House)... Has been involved with Pro Challenge, taking anti-substance abuse seminars to schools... His wife Cestaine graduated from Baltimore Law School in May, 1995... The couple welcomed their second child, a son Matthew Robert Romeo this past February. They also have a daughter Maya Nikkole, 2... They live in Columbia, Maryland... Born Kevin Bernard Glover on June 17, 1963.



Rick Hamilton

LINEBACKER

Central Florida 4th Year

Ht: 6-2 Wt: 241

Born: 4/19/70 (FA in '97)

50

GAMES PLAYED/STARTED: 1993 (16/0); 1994 (3/0) [1/0];
1996 (15/4) TOTAL: (34/4) [1/0]

PRO: Signed by the Lions March 21, 1997... Will compete for a spot as a backup linebacker... Worked at middle linebacker in Lions' offseason mini-camps... Played for the New York Jets in 1996... Played for Barcelona in the World League in the spring of 1996... Was released by Kansas City in training camp in 1995... Played in three games for the Chiefs, two regular season and one playoff contest, in 1994... Signed with Kansas City after he was released by Washington Oct. 11, 1994... Played in all 16 games for the Redskins in 1993... Drafted by the Redskins in the third round in 1993. 1996: Saw action in 16 games for the New York Jets... Tied for third on the team with 17 special teams tackles... Made 47 tackles and 1.5 sacks in defensive play... Had four special teams tackles vs. NY Giants (9/22)... Made his first NFL start vs. Oakland (10/6), posted a career-high 12 tackles against the Raiders... Started the following three games... Collected six tackles at Jacksonville (10/13)... Tied his career best with 12 stops vs. Buffalo (10/20)... made six tackles at Arizona (10/27)... Returned to backup and special teams duty vs. New England (11/10)... Forced a fumble at the Jets' three-yard line at Buffalo (11/24)... Played for Barcelona in the World League in the spring... Was one of the top defensive players in the league. 1995: Released by Kansas City prior to the start of the regular season... Broke his hand in preseason action with the Chiefs. 1994: Began the season with Washington... Played in one game for the Redskins before being released on October 11... Signed with Kansas City and played in the Chiefs' final two regular season games and the Chiefs' playoff contest. 1993: Saw action in every game for the Redskins, mostly on special teams... Also played as a backup linebacker... Finished second on the team with 14 special teams tackles... Made 22 tackles on defense.

COLLEGE and PERSONAL: Holds the Central Florida school record with 472 career tackles... Totaled a career-high 149 tackles as a senior, including 23 vs. Liberty... Set a school mark with a 97-yard interception return for a touchdown... Made 139 tackles as a junior and 140 his sophomore year... Majored in criminal justice... Turned down scholarship offers from Tennessee, Memphis State and Cincinnati so he could stay close to home and his father, who has heart problems, could see him play... Hobbies include golf, hunting and race car driving... Starred in four sports, football, wrestling, track and weightlifting, at Citrus High School in his hometown of Inverness, Florida... Rick and his wife, Kristin, were married February 22, 1997.

HAMILTON'S SINGLE-GAME BESTS

TACKLES: 12 vs. Oakland 10/6/96; vs. Buffalo 10/20/96

HAMILTON'S DEFENSIVE STATISTICS

Year	Total	TACKLES		Sacks No/Yds	Int's No/Yds	Passes Def.	Fumbles Rec./For.
		Solo	Asst.				
1993 (Was.)	22	10	12	0/0	0/0	0	1/0
1994 (Was.) & (K.C.)	0	0	0	0/0	0/0	0	0/0
1996 (N.Y.J.)	47	30	17	1.5	0/0	0	1/1
Career Total	69	40	29	1.5	0/0	0	2/1



Jason Hanson

PLACEKICKER

Washington State 6th Year

Ht: 5-11 Wt: 183

Born: 6/17/70 (D-2b in '92)

4

GAMES PLAYED/STARTED: 1992 (16/0); 1993 (16/0) [1/0]; 1994 (16/0) [1/0]; 1995 (16/0) [1/0]; 1996 (16/0) TOTAL: (80/0) [3/0]

PRO: Recognized as one of the top kickers in the NFL... Combines a strong leg with pinpoint accuracy... In only five seasons, he has jumped into fifth-place on the Lions' all-time scoring list with 520 points... is third on Lions' career field goals list with 113... Has led club in scoring in each of his five pro seasons... Holds mark for longest field goal in Lions' history, a 56-yard bomb established vs. Cleveland Oct. 8, 1995... Kick eclipsed the record 54-yarder that Eddie Murray (Dec. 11, 1983) and Glen Presnell (Oct. 7, 1934) had recorded... Broke his own Lions' single-season scoring record (previously 130 points in 1993) with 132 points in 1995... Connected on 106 of 126 (84.1%) inside the 50-yard line and is 82 of 85 (96.5%) from inside the 40-yard line for his career... Team is 21-6 (77.7%) since 1993 when he kicks two-or-more field goals in a game, and 23-9 (71.2%) in his career... Has kicked four field goals in a game five times and has 18 three-plus field goal outings in his career... Has only missed one extra point in his career, is 181-of-182... Was drafted by the Lions in the second round in 1992 (56th overall selection). **1996:** Again led team in scoring with career-low 72 points... Low scoring output was more an indictment of team's relatively low amount of field goal attempts (career-low 17), rather than fall in Hanson's kicking... Perfect 36-of-36 in PAT tries... Started season in fine fashion with field goals (24 and 39 yards) at Minnesota (9/1)... Had streak of eight consecutive field goals snapped the following week vs. Tampa Bay (9/8) as a 53-yard attempt sailed wide right... Booted season-long 51-yarder at Philadelphia (9/15) — the seventh of 50-or-more in his career... Knocked another two field goals through (20 and 29 yards) at Tampa Bay (9/29)... Attempted only four field goals in the next eight games, though, making three of them — one each in games at Green Bay (11/3), vs. Seattle (11/17) and vs. Kansas City (11/28)... 43-yard effort vs. Seahawks with 4:43 remaining proved to be the game-winner... Most prolific game of season came vs. Minnesota (12/8) when he drilled a season-high three field goals (30, 31 and 48-yarders) in a season-high four attempts (missing from 48 yards wide right). **1995:** Enjoyed outstanding year, as he was named as the alternate on the 1996 NFC Pro Bowl squad... Was NFC's top scorer among kickers (132 points) and tied for second in the NFL with that total... Was a perfect 48-48 on PAT's... Drilled 28 of 34 field goals on the year, with three of the misses coming on blocks... 48 PAT's broke Eddie Murray's club record of 46 set in 1981... Was good from both 43 and 36 yards in addition to making both PAT's at Pittsburgh (9/3)... Made a 33-yarder at Minnesota (9/10), but pushed one attempt right (40 yards) and had a 42-yard effort partially blocked... Nailed his only attempt of the game, a 21-yarder, and connected on both PAT's vs. Arizona (9/17)... Named NFC Special Teams Player of the Week for his 4-of-4 field goal effort (plus four touchbacks on kickoffs) in Detroit's win over San Francisco (9/25)... Only effort vs. Cleveland (10/8) was record-breaking 56-yarder, in addition to making all five PAT's... Did not attempt a field goal (one of only two games), but made all three PAT's at Green Bay (10/15)... Made field goal attempts of 42, 20 and 39 (and all three PAT's) at Washington (10/22)... Was true from 38 yards, his only attempt, and connected on all three PAT's vs. Green Bay (10/29)... Made both PAT's at Atlanta (11/5), but did not attempt a field goal... Converted two-of-three field goal attempts, making from 29 and 18 yards, but had a 34-yard effort blocked, only the second FG in his career under 40 yards he failed to convert vs. Tampa Bay (11/12)...

Was good from 25 yards out, but had a 43-yarder blocked (his second block in two games) at Chicago (11/19) and connected on all three PATs... Connected on three-of-four attempts vs. Minnesota (11/23), making 32, 39 and 40-yarders, while also missing wide from 40 yards. Also was good on all five PATs giving him a career-high tying 14 points for the contest... Nailed both field goal attempts (from 42 and 36 yards) vs. Chicago (12/5) and was good on three-of-three PATs... Drilled a 36-yarder, when wide from 49 yards at Houston (12/10), in addition to knocking home all three PATs... Tied career-high with 14 points vs. Jacksonville (12/17) as he was perfect on all field goal attempts (38, 39 and 33 yards) and five-of-five PATs... Was good on all three field goal attempts (33, 39 and 45 yards) and connected on all four PATs at Tampa Bay (12/23)... Was true on all three PATs at Philadelphia (12/30) in NFC Wild Card Game, but did not attempt a field goal. **1994:** By his standards, had a disappointing season, but did set an NFL record with three game-winning kicks in overtime... Converted 18 of 27 field goals (66.7%)... Booted a 37-yarder in overtime to win the season-opener vs. Atlanta, despite a severely bruised shin on his kicking leg (injured making game-saving tackle on kickoff after Lions' tying TD)... The shin injury prevented him from practicing the week before the Minnesota game... Converted from 24 yards, but missed from 42 and 47 yards against the Vikings (9/11)... Kicked his second game-winning field goal of the season, a 44-yarder in overtime at Dallas (9/19)... Also connected from 32 yards and missed from 51 and had efforts from 51 and 57 yards blocked against the Cowboys... The games with the Vikings and Cowboys were only the second and third games in his career in which he missed more than one field goal (the other was at Washington in the third game of his pro career, when he was 1-of-3, 9/20/92)... Converted both PAT's and missed his only field goal attempt, from 26 yards, at Tampa Bay (10/2)... The miss against the Bucs was the shortest of his career and the first kick he missed from inside 42 yards (he had made 44-of-44 from that distance)... Missed his only field goal attempt, from 52 yards, vs. San Francisco (10/9) (had made from 42 yards on the previous play, but it was nullified by a penalty)... Kicked his third game-winning field goal of the season, a 24-yarder in overtime, at N.Y. Giants (10/30)... Also hit a 24-yarder against the Giants... Executed a flawless outside kick that was recovered by Herman Moore at Green Bay (11/4)... Missed his only field goal, from 51 yards, and converted two-of-two PAT's... Connected on five-of-five PAT's vs. Buffalo on Thanksgiving Day, did not attempt a field goal... Played instrumental role in victory at N.Y. Jets (12/10)... Was successful on four-of-four field goal attempts (37, 49, 48 & 23 yards) in rainy and windy conditions at the Meadowlands, his fourth four-field goal game in his career... Had his only PAT against the Jets blocked, the first miss (after 90 consecutive conversions) of his career... Converted two-of-two field goals and five-of-five PAT's vs. Minnesota (12/17), booted a kickoff through the uprights after kicking off from midfield... Made one-of-two field goals, making from 38 and missing from 30, in playoff game at Green Bay (12/31). **1993:** Led the NFC in scoring with 130 points, finished second in the NFL... His 130 points established a Lions' single-season scoring record... His 34 field goals set a Lions' record and fell one short of the NFL record for most field goals in a season... He connected on three or more field goals eight times, the Lions won all eight games... Named All-Pro by the Sporting News... Was the NFC Special Teams Player-of-the-Month for October and December... Lions' Special Teams MVP... Lions Quarterback Club Special Teams MVP... Named the first ever NFC Special Teams Player-of-the-Week (Week 1)... 46-of-78 kickoffs were touchbacks... Converted all three field goal attempts, all three PAT's and booted all even kickoffs for touchbacks, including one that went through the uprights, vs. Atlanta (9/5)... Kicked the game winning field goal, from 38 yards, in overtime at New England (9/12)... Made four-of-five field goals in the game, his only miss was from 52 yards... Made four-of-six field goals and both PAT's vs. Phoenix (9/26)... He had a 43-yarder blocked and missed from 43, his first career miss from under 45 yards... Converted all three field goals and all three PAT's vs. Seattle (10/17), all seven kickoffs were touchbacks, including one that went through the uprights and one that hit the cross bar... Kicked the game-winning field goal, from 18 yards with four seconds remaining in the game, made three-of-four field goal attempts in the game at L.A. Rams (10/24)... Converted three-of-three field goals and all three PAT's at Minnesota (10/31)... Converted three-of-three field goals vs. Tampa Bay (11/7)... Kicked a career-long 53-yard field goal vs. Green Bay (1/2), Made three-of-four field goal attempts in the game, his only miss was from 56 yards... Converted his only field goal attempt, from 47 yards, and all three PAT's in the playoff game vs. Green Bay (1/8). **1992:** Had outstanding rookie year... Was named Offensive Rookie of the Year by Pro Football Weekly... Selected to the All-Rookie team by Pro Football Weekly, P.F.W.A., Football News and College and Pro Football Newsweekly... Did not miss an extra point (30-of-30)... His average miss was 51.4 yards... He made 18 of his last 19 field goal attempts... Put together a string of 12 straight makes over a ten-game stretch (9/27-12/13)... His field goal percentage of .808 was the third best in the NFC... He was the only kicker in the NFL not to miss a kick under 45 yards in 1992... Became only the fourth Lion to kick two 50-yard field goals in the same season... In his pro debut, made his only field goal attempt, from 38 yards, and all three PAT's at Chicago (9/6)... Booted three field goals in four attempts, converting from 42, 36, and 36 and missing from 54, made his only PAT vs. Tampa Bay (9/27)... Made a season-high five PAT's and converted his only field goal try, 27 yards at Tampa Bay (10/25)... Career-high with four FGs in four attempts, from 35, 27, 20 and 29 yards at Cincinnati (11/22)... Had his streak of consecutive field goals made broken at 12 when a 57-yard attempt was blocked, kicked a 46-yard field goal and converted all three PAT's vs. Cleveland (12/13)... Made three field goals in three tries, from 22, 28 and 30 yards and converted his lone PAT vs. Chicago (12/20)... Converted both of his field goal attempts, from 44 and 50 yards in windy Candlestick Park in the season finale at the 49ers (12/28).

COLLEGE and PERSONAL: Considered one of the finest kicking specialists in the history of college football... Made 57.1% of his field goal tries (20 of 35) from 50 yards or longer, setting Washington State and PAC 10 Conference records... His 20 field goals from 50 yards or longer set an NCAA mark, topping the previous career mark of 16 by Tony Franklin of Texas A & M (38 attempts, 1975-78)... His 39 field goals of 40 yards or longer broke Russell Erxleben of Texas' NCAA career record of 32... Holds the school record with 328 points, topping the old mark of 248 points by Steve Broussard (1986-89)... Kicked at least two field goals in a game 20 times, surpassing Kevin Butler of Georgia (17, 1981-84)... Holds WSU's all-time records with 63 field goals and 139 conversions... All-American third team selection by the Poor Man's Guide to the NFL Draft and Football News as a senior... All-PAC 10 Conference first team choice as a punter and second team pick as a placekicker his senior year ... Led the team with 58 points his senior year and led the conference with 55 punts for 2245 yards (40.8 avg.)... Kicked a 62-yard field goal which is the longest field goal without a tee in NCAA history... GTE/CoSIDA Academic All-American pick... Set a conference record by making seven of nine field goals from 50 yards or longer, one shy of the NCAA season mark... Was a unanimous All-American first team pick as a sophomore... Active speaker before youth and Christian groups in Michigan and Washington... Lettered twice in football, three times in soccer and once in basketball at Mead (Spokane, Wash.) High... All-Greater Spokane League grid pick as a kicker and punter... Named All-State first team by the Washington Sportswriters Association... All-American choice as a punter by ESPN his junior year... Received a Bachelor of Science degree, possessing a 3.8 grade point average in a pre-med program... Washington State University Presidential Scholar recipient... Brother, Travis, handled placekicking duties for the Washington Huskies (1990-93)... Won the "Longest Drive" contest at this year's Detroit Lions Invitational golf tournament (a 290-yarder down the middle of the fairway)... Born Jason Douglas Hanson in Spokane, Wash.... He and his wife, Kathleen, recently celebrated their fifth anniversary and have a son, Ryan, who was born in February, 1996.

HANSON'S SINGLE-GAME BESTS

FG ATTEMPTS:	6 vs. Phoenix 9/26/93
FIELD GOALS:	4 (five times; Last: vs. San Francisco, 9/25/95)
EXTRA POINTS:	5 (four times; Last vs. Jacksonville 12/17/95)
POINTS SCORED:	14 (three times; Last vs. Jacksonville 12/17/95)
LONG FIELD GOAL:	56 vs. Cleveland 10/9/95

HANSON'S KICKING STATISTICS

Year	FIELD GOAL ACCURACY						Total	Pct.	Long	PAT's	Points
	1-19	20-29	30-39	40-49	50+	Total					
1992 Total	0-0	5-5	10-10	4-6	2-5	21-26	80.8	52	30-30	93	
1993 Total	1-1	8-8	15-15	7-12	3-7	34-43	79.0	53	28-28	130	
1994 Total	0-0	6-7	7-7	5-8	0-5	18-27	66.7	49	39-40	93	
1995 Total	2-2	4-4	16-17	5-10	1-1	28-34	82.4	56	48-48	132	
1996 Total	0-0	4-4	4-5	3-5	1-3	12-17	70.6	51	36-36	72	
Career Total	3-3	27-28	52-54	24-41	7-21	113-147	76.9	56	181-182	520	



Chris Harrison

GUARD/TACKLE

Virginia 2nd Year

Ht: 6-3 Wt: 290

Born: 2/25/72 (FA in '96)

GAMES PLAYED/STARTED: 1996 (2/0) TOTAL: (2/0)

74

PRO and 1996: Signed by the Lions as an undrafted free agent on April 26, 1996... Saw action in all four of Detroit's pre-season games at right tackle... One of four undrafted rookies to make club's

opening day roster... Played in two regular season contests, both in a reserve role... Made first pro appearance on special teams vs. Seattle (11/17)... Only other playing time came in season finale at San Francisco (12/23) when he played most of the game at right tackle with starter Zefross Moss out with a knee injury.... Inactive for Lions' other 14 games in 1996.

COLLEGE and PERSONAL: Started every game over his last two seasons at Virginia and finished with 29 career starts, including the last 26 games he played... Second-team All-Atlantic Coast Conference selection as a senior... Helped lead the way for offense that ranked second in the ACC... Started every game, including Peach Bowl contest, at right tackle... Competed as a second-year graduate student... Returned from a career-threatening ankle injury to start all 11 regular season games and the Independence Bowl at right tackle as a junior... Did not play his sophomore season after suffering a broken ankle in the first scrimmage of pre-season practice... Three-year letter winner at St. Johns High School... Two-year starter on both the offensive and defensive lines... Selected to Super Prep "Top 15" for the Washington, D.C./Virginia area... Named honorable mention All-America by USA Today.



Jeff Hartings

GUARD

Penn State 2nd Year

Ht: 6-3 Wt: 283

Born: 9/7/72 (D-1b in '96)

64

GAMES PLAYED/STARTED: 1996 (11/10) TOTAL: (11/10)

PRO and 1996: Should be a cornerstone of Lions' offensive line for years to come... Sensational drive blocker with thick legs & fine upper body strength... Was named to NFL All-Rookie team by both USA Today and College and Pro Football Newsweekly... Rookie first round pick (23rd overall selection) shook off lengthy contract holdout to enjoy impressive rookie campaign, becoming starting right guard less than two weeks after reporting to team... Made remarkable transition learning offensive system (despite missing all of training camp) starting the season's final 10 games after seeing first pro action vs. Atlanta (10/6) only nine days after signing his contract... Played very well in first pro start at Oakland (10/13), squaring off against one of the league's toughest interior tackle combinations in Russell Maryland, Chester McGlockton and Jerry Ball... At Green Bay (11/3), helped pave the way for Barry Sanders' 152 yards rushing in only 20 carries against Packers' top-rated defense — was matched against one of the league's best run stoppers in 350-lb. Gilbert Brown for most of the contest... In game vs. Minnesota (12/8), he tangled with Vikings' All-Pro John Randle for most of the night with Randle only netting three tackles.

COLLEGE and PERSONAL: Became only the tenth player in school history to earn first-team All-American honors in consecutive years (last was offensive guard Steve Wisniewski, 1987-88)... Joined receiver Bobby Engram as the only Nittany Lions to earn All-Big Ten Conference honors three times... 1995 All-American first-team choice by The Poor Man's Guide to the NFL Draft, Walter Camp Foundation, United Press International & the American Football Coaches Association... Semi-finalist for the Lombardi Award... GTE/CoSIDA Academic All-District, National Football Foundation & Hall of Fame Scholar-Athlete, Hitachi/College Football Association Scholar-Athlete Team & Academic All-Big Ten selection... Graded 95% for blocking consistency... Did not allow a sack as he posted 102 knock-downs from the guard position... Paved the way as the team averaged 420.3 yards per game... As a junior in 1994, was First-team All-American choice by the Associated Press & Walter Camp, adding second-team honors by Football News, United Press International, College Sports magazine & The Sporting News... All-Big Ten Conference & Academic accolades... Started all year at guard, paving the way for an offense that led the nation with an average of 520.2 yards in total offense & 47.8 points per game... All-Big Ten Conference first-team choice by the coaches as a sophomore...

Earned his degree in marketing... Two-time All-Conference selection, adding All-Ohio honors as a senior at St. Henry (Oh.) High... Two-way lineman, leading the team to the state title in his final year... Recorded 200 tackles with 23 sacks during his career and participated in the Ohio North-South All-Star Game... Also lettered in track, performing in the shot put and discus... Marketing major, earning national academic honors with a 3.24 grade point average... One of ten children (four brothers, five sisters)... Brother, Scott, played football at Ohio Northern, another brother, Joe, is attending Penn State on a football scholarship... Married, his wife's name is Rebecca.



Hessley Hempstead

CENTER/GUARD

Kansas 3rd Year

Ht: 6-1 Wt: 295

Born: 1/29/72 (D-7 in '95)

66

GAMES PLAYED/STARTED: 1995 (2/0) [1/0]; 1996 (13/0)
TOTAL: (15/0) [1/0]

PRO: Versatile lineman with compact frame who can play either guard or center... Continues to gain valuable experience backing up All-Pro center Kevin Glover... Low center of gravity has his run blocking skills ahead of pass blocking at this stage of his career. **1996:** Played in the last 13 games of the year in goal-line situations and on special teams... Dressed, but did not play in season's first three games... Again saw significant action in preseason. **1995:** Saw considerable action in preseason at both guard and center... Started preseason finale at New Orleans (8/25) in place of Kevin Glover... Was inactive for club's first two regular season games at Pittsburgh (9/3) and at Minnesota (9/10)... Was active vs. Arizona (9/17) and vs. San Francisco (9/25), but did not play... Inactive for Lions' next ten games... Experienced first game-action in contest vs. Jacksonville (12/17), spelling Glover late in the game at center... Also played center late in game at Tampa Bay (12/23) in regular season finale... Saw action late in game once again in NFC Wild Card playoff game at Philadelphia (12/30).

COLLEGE and PERSONAL: Earned first team All-Big Eight honors at Kansas as a junior and senior... Was also a four-year starter for Jayhawks, starting a school record 46 consecutive games, (every game in his college career)... Kansas running backs rushed for over 100 yards 23 times during his years as a starter... Rated as the 10th best guard in the country by The Sporting News prior to senior year... Played a big role on offensive line that helped Kansas average 246.4 yards rushing per game in '94, (eighth in the nation)... Earned the top grade among Kansas' offensive line as a senior... Earned honorable mention All-Conference honors as a sophomore... Missed only 24 snaps during 1992 season... Was a major reason line allowed only 16 sacks on the season as a sophomore... Started the 1992 Aloha Bowl, but left the game in the first half due to a knee injury... Played more minutes than any offensive lineman during sophomore campaign... Played the third-most minutes of anyone on the team (433) as a freshman... Was redshirted in 1990... Named All-League and All-Valley as a defensive lineman as a high school senior... Is currently completing work on his degree in communications via correspondence from Kansas... During 1996 off-season, Hempstead worked in the marketing department in General Motors' Cadillac World Headquarters in suburban Detroit... Earned three football letters at Upland (Calif.) High School... Saw action on both the offensive and defensive line as a prepster.



Kevin Hickman

TIGHT END

Navy 3rd Year

Ht: 6-4 Wt: 258

Born: 8/20/71 (D-6a in '95)

81

GAMES PLAYED/STARTED: 1995 (6/0); 1996 (0/0) TOTAL: (6/0)

PRO: Rugged tight end has struggled with knee injuries in each of his first two pro seasons... Spent rookie year earning valuable experience in both route running and blocking technique, but ended season on Injured Reserve list... The first of team's two sixth round draft picks in 1995 and initially showed promise as a physical presence while staying in to block and in pass patterns. **1996:** Rehabilitated injured knee which ended rookie campaign during off-season only to re-injure it in one of team's mini-camps... Could not progress sufficiently in training camp and was placed on Injured Reserve August 20... Underwent season-ending knee surgery the following day. **1995:** Caught two passes for 10 yards during preseason... Was inactive for first six games of '95 season... Played in six games, but did not record a reception... Began seeing playing time on special teams at Washington (10/22) and played in similar capacity during next five games as well... Was inactive due to knee injury vs. Chicago (12/4), at Houston (12/10) and vs. Jacksonville (12/23) before being placed on Injured Reserve prior to regular season finale at Tampa Bay (12/23).

COLLEGE and PERSONAL: Holds Navy's all-time receptions record for tight ends with 107, topping the old mark of 88 grabs by Mark Stevens (1982-84)... Was named Second-team All-American and first-team All-Independent selection by the Poor Man's Guide to the NFL Draft following senior year in college... Caught 41 passes for 416 yards (10.1 avg.) and two TDs in 1994... Earned Eastern College Athletic Conference Honor Roll recognition twice during senior year (six catches for 58 yards vs. Duke and seven receptions for 57 yards in a 7-0 shutout of Lafayette)... Closed out his career with a pair of receptions for 67 yards, breaking five tackles en route to a career-long 58-yard score vs. Army... Honorable mention All-American by the Poor Man's Guide to the NFL Draft following junior year... Started all 11 games that year, finishing third on the team with 39 catches for 479 yards (12.3 avg.) and a pair of TDs... Snared a career-high eight passes for 96 yards vs. Louisville as a junior... Had another eight-catch performance, good for 85 yards in the Southern Methodist game that same year... Started 10 of 11 games as a sophomore catching 11 passes for 116 yards (10.5 avg.) on the season... Played in every game as a freshman, starting vs. Delaware, Notre Dame, Tulane and Army... Caught 16 passes for 67 yards (10.4 avg.) and a TD as a freshman, all coming in the team's final five games... In 1991, caught a season-high six passes for 38 yards vs. Tulane and closed out the season with four catches for 68 yards, including his first career TD, a 12-yarder in a 24-3 win over Army... Played football at Marine Military Academy (Harlingen, Tex.) in 1990... Standout outside linebacker and tight end at Holy Cross (Delran, N.J.) High... Coached by baseball great, Greg Luzinski (formerly of Philadelphia Phillies)... Political Science major... Born Kevin J. Hickman on 8/20/71 in Cherry Hill, New Jersey.



George Jamison

LINEBACKER

Cincinnati 12th Year

Ht: 6-1 Wt: 235

Born: 9/30/62 (FA in '97)

58

GAMES PLAYED/STARTED: 1987 (12/0); 1988 (16/11); 1989 (11/6); 1990 (14/7); 1991 (16/16) [2/2]; 1992 (16/16); 1993 (16/16) [1/1]; 1994 (13/12) [1/1]; 1995 (14/13); 1996 (5/0) **TOTAL:** (133/97) [4/4]

PRO: Signed by the Lions March 5... Returns to Detroit after playing the past three seasons with Kansas City... Played for the Lions from 1987-93... Versatile linebacker who has coverage ability, can play the run and rush the passer... Will provide depth and experience to a young linebacking corps... Spent the first 10 games of last season on the reserve/non-football injury list due to a foot injury suffered in the off-season... Had only missed five games in the previous five seasons... In his first two seasons with the Chiefs, Jamison played in 27 games with 25 starts... Signed with Kansas City as an unrestricted free agent in July, 1994... Played in 101 games with 72 starts as a Lion... Totaled 444 tackles, 18 1/2 sacks, five fumble recoveries, eight interceptions, three touchdowns and a safety... In 1991, his teammates voted him the team's Defensive Most Valuable Player... Prior to joining the Lions, Jamison played two seasons (1984-85) for the Philadelphia Stars in the USFL. The Stars won the championship both of those years... Was Detroit's second selection in the 1984 USFL Supplemental draft... Signed with Detroit during 1986 training camp. **1996:** Played in five of the team's final six games... Suffered foot injury in offseason and spent the first 10 weeks of the season on the reserve/non-football injury list... Was moved to the team's active roster and saw his first action of the season vs. Chicago (11/17)... Played vs. San Diego (11/24), did not make a tackle... Inactive at Detroit on Thanksgiving Day (11/28)... Played in the Chiefs' last three games, at Oakland (12/9), vs. Indianapolis (12/15) and at Buffalo (12/22). **1995:** His second straight year as a Chiefs starting linebacker... Played in 14 games with 13 starts at the "base" linebacker spot which plays over the tight end despite battling groin and elbow injuries... Did not play vs. Cleveland (9/24) due to groin injury... Sat out the Chiefs' season finale vs. Seattle (12/24) and the Chiefs' playoff contest vs. Indianapolis (1/7/96) with elbow injury... Recorded 10 tackles on three separate occasions: vs. Oakland (9/17); at Arizona (10/1); at Dallas (11/23). **1994:** Signed with the Chiefs as an unrestricted free agent just prior to training camp... Made 12 starts and played in 13 games in his first season in Kansas City... Finished the season fifth on the team with 80 tackles... Led team in tackles five times... Set up game-tying field goal by forcing a Leroy Hoard fumble and returning it 22 yards in 20-13 win over Cleveland (11/27)... Recorded four double-digit tackle games, including a season-high 12 vs. San Francisco (9/11)... Sat out three of the final four games, and did not start the other due to foot injury... Started playoff contest at Miami (12/31), made four tackles in a losing effort. **1993:** Finished third on the team with 78 tackles... Scored the third TD of his career, on a 35-yard interception return, in the season opener vs. Atlanta (9/5), made five solo tackles and forced a fumble in the game... Recorded his first sack of the season and made a season-high nine tackles (7 solo) at New England (9/12)... Made five solo tackles, recorded his second sack and defended two passes at L.A. Rams (10/24)... Intercepted a pass on the Packers' last possession to seal the win on the season finale vs. Green Bay (1/2), tied for team-high with nine tackles (7 solo) and defended one pass in the contest... Forced a fumble and made seven tackles (3 solo) in the Playoff Game vs. Green Bay (1/8). **1992:** Picked up where he left off in 1991... Finished second on the team with 111 tackles (80 solo)... Recorded his first sack of the season at Tampa Bay (10/25) and tied for team-high with eight tackles (7 solo)... Had a big game vs. Green Bay (11/1), led team with 12 tackles (8 solo), one on special teams, also, credited with 1/2 sack and forced two fumbles... Recorded a season-high 13 tackles (5 solo), one on special teams at Green Bay (12/6)... Recovered a fumble and made seven tackles (5 solo) vs. Cleveland (12/13)... Left the game in the first quarter with an ankle injury, did not make a tackle vs. Chicago (12/20)... Sat out most of the second half with knee injury at San Francisco (12/28), made six tackles (5 solo). **1991:** Outstanding season was culminated when his

teammates voted him the Lions' Defensive MVP... Ranked among the team leaders in nearly every defensive category... Intercepted a pass that set up the Lions' final TD and defended one pass to go along with three tackles vs. Dallas (10/27)... Accounted for two turnovers as he forced a fumble in the first quarter which helped set up the Lions' only TD and intercepted a pass which led to the Lions' last field goal vs. Chicago (11/28)... Turned his finest performance of the season as he led the team in tackles with nine solo, he sacked Ken O'Brien on third down to force a punt and the Lions scored their third TD three plays later, intercepted a pass and defended a pass... Tallied six tackles (5 solo) vs. Dallas (1/5) in the NFC Divisional Playoff Game... Recorded five solo tackles at Washington in the NFC Championship Game (1/12). **1990:** Played well early and late in the season, but was hampered much of the campaign with a bruised shoulder... Collected two tackles before injuring his shoulder at Tampa (9/23)... Saw limited action throughout the middle portion of the schedule, then regained his starting linebacker spot when he made six tackles against the Raiders (12/10)... Registered a team- and season-high eight solo tackles the following week in Detroit's 38-21 win over Chicago (12/16)... At Green Bay (12/22), he had four tackles, recorded a Blair Kiel sack (-5 yards) and recovered Kief's subsequent fumble on the play. **1989:** Sustained a severe ankle injury vs. Cleveland (8/12) in the first preseason game which shelved him until Week Two of the regular season at N.Y. Giants (9/17)... Received the starting nod in place of the injured Michael Cofer at Minnesota (10/8) (and the next three games) and responded with six solo tackles... At home against Minnesota (10/22), he registered his first sack of the season... Charted five tackles, a sack and a pass defended vs. Green Bay (11/12)... Despite a knee injury at Cincinnati (11/19) which sidelined him the rest of the season, he recorded five solo tackles and one assist. **1988:** His diligence and determination turned a valuable special teams performer into an outstanding pro linebacker... In addition to his 5 1/2 sacks (fourth on team), Jamison also tied for the team lead in interceptions with three... Jamison scored two TDs and was the only Lions' player to score by return and the only NFC player to score twice by return... The first came in season-opener vs. Atlanta (9/4) when he recovered a fumbled punt by James Matthews and returned it four yards for the TD; the second occurred (11/6) on a great athletic 52-yard interception return off Minnesota's Wade Wilson... He was one of the few bright spots in Detroit's Thanksgiving Day (11/24) loss to the Vikings, recording 14 tackles (12 solos)... Because of his effort in the month of November, Jamison was honored as the TUMS Neutralizer of the Month. **1987:** Played in 12 games, seeing action primarily on the special teams... Totaled 16 tackles (11 solos), one sack, one pass defended and a safety... His first NFL sack came courtesy of the Broncos' Gary Kubiak at Denver (11/1)... He was credited with two points after pinning Green Bay's Walter Stanley in the end zone for a safety (10/25)... A free agent in 1986, he sustained an Achilles injury in training camp and was placed on the Injured Reserve list for all of '86.

COLLEGE and PERSONAL: Set a school record with 18 career sacks... Played defensive tackle as a sophomore and junior... Switched to linebacker his senior year... Named All-Metro Conference and All-America honorable mention as a senior... Led team with six sacks and 62 tackles... Originally recruited as a fullback... Graduated with honors in human resource development from the University of Detroit in May, 1990... Became the first pro athlete to earn a degree at U-of-D through the Cooperative Education program... Interned as a career-placement counselor... Attended Bridgeton (N.J.) High... Married, his wife's name is Arnella... Has three children: Alesa (12) Adonis (2) and Amber, born this past June... Full name: George R. Jamison, Jr.

JAMISON'S SINGLE-GAME BESTS

TACKLES:	14 vs. Minnesota 11/24/88
SACKS:	2 at Tampa Bay 12/18/88
INTERCEPTIONS:	1 (8 times; Last vs. Green Bay 1/2/93)
INTERCEPTION RETURN:	52t at Minnesota 11/6/88

JAMISON'S DEFENSIVE STATISTICS

Year	Total	TACKLES		Sacks	Int's	Fumbles	Passes
		Solo	Asst.	No/Yds	No/Yds	Rec./For.	Def.
1987 (Det.)	16	11	5	1.0/8	0/0	0/0	1
1988 (Det.)	77	66	11	5.5/47	3/56	3/1	3
1989 (Det.)	33	27	6	2.0/18	0/0	0/0	1
1990 (Det.)	43	39	4	2.0/14	0/0	0/1	0
1991 (Det.)	86	67	19	4.0/30	3/52	1/2	5
1992 (Det.)	111	80	31	2.0/11	0/0	1/3	1
1993 (Det.)	78	64	14	2.0/9	2/48	0/1	4
1994 (K.C.)	80	53	27	1.0/4	0/0	3/0	0
1995 (K.C.)	61	39	22	0/0	0/0	2/0	2
1996 (K.C.)	1	0	1	0/0	0/0	0/0	0
TOTAL	586	446	140	19.5/141	8/156	10/8	17



Greg Jeffries

CORNERBACK

Virginia 5th Year

Ht: 5-9 Wt: 184

Born: 10/16/71 (D-6 in '93)

25

GAMES PLAYED/STARTED: 1993 (7/0); 1994 (16/1) [1/0]
1995 (14/0) [1/0]; 1996 (16/4) TOTAL: (53/5) [2/0]

PRO: Saw increased action as a part-time starter in 1996 and has been the regular "nickel" back the last two seasons... Young defender has gotten better as he has seen more playing time... Made career-high 54 tackles last season — had made a total of 58 in his first three years... Small in stature but not afraid to get physical in run support or with wide receivers... Earned spot on the team with strong performance in preseason his rookie year... Has good speed and quickness... Drafted by the Lions in the sixth round in 1993 (147th overall pick). **1996:** Started four games and saw extensive action as part of the team's regular nickel defensive package... Also played a key role on special teams... Totaled a career-high 54 tackles, only four less than his first three years combined... Recorded his first career interception and also levied two big hits on special teams vs. Tampa Bay (9/8)... Led team with seven tackles and defended a pass vs. Atlanta (10/6)... Made his second career start, in place of the injured Corey Raymond, vs. N.Y. Giants (10/27) — broke up two passes and made four tackles in the contest... Started for the second straight week at Green Bay (11/3), tying his season-high with seven tackles... Returned to nickel duty at San Diego (11/11) as Raymond returned to the lineup, but still accounted for five tackles against the Chargers... Started vs. Seattle (11/17) as Lions opened the game with six defensive backs — defended a pass and made six tackles in the contest... Replaced the injured Raymond in the starting lineup vs. Green Bay (12/15), and batted down a pass and made three tackles. **1995:** Saw majority of action early in year on special teams, but began to see significant time as "dime" and "nickel" back as season progressed... Seventh on squad with six special teams tackles... Was active but did not play in season opener at Pittsburgh (9/3)... Played primarily on special teams in next three games at Minnesota (9/10), vs. Arizona (9/17) and vs. San Francisco (9/25)... Played cornerback late in the game vs. Cleveland (10/8), recording two tackles... Did not make a tackle at Green Bay (10/15) as "dime" back... Notched three stops at Washington (10/22)... Collected a team-high three special teams tackles vs. Green Bay (10/29)... Posted two tackles on defense at Atlanta (11/5)... Credited with half of a sack on a blitz vs. Tampa Bay (11/12), the first of his career... Played but did not register a tackle... Inactive due to a hamstring injury vs. Minnesota (11/23)... Returned from injury vs. Chicago (12/5), posting two tackles and defending his first pass of the season... Recorded a season-high four tackles at Houston (12/10)... Did not make a tackle in Lions' final two regular season games of the year or in club's NFC Wild Card playoff game at Philadelphia (12/30). **1994:** Saw action as "dime" back in preseason... His role increased following a knee injury to Kevin Scott... In the season opener vs. Atlanta (9/4), he was second on the team with seven tackles and defended a pass before leaving the game in the third quarter with an ankle injury... Made his first career start, in place of the injured Robert Massey, at Minnesota (9/11)... Made five solo tackles against the Vikings... Returned to "nickel" back duty at Dallas (9/19)... Forced a fumble and made four tackles vs. Chicago (10/23)... Made four tackles at Green Bay (11/6) before leaving the game in the third quarter with an ankle injury... Totaled a career-high eight tackles vs. Buffalo on Thanksgiving Day... Defended a pass and made four solo tackles vs. Green Bay (12/4)... Saw action but did not make a tackle in playoff game at Green Bay (12/31). **1993:** Played on special teams in the first two games of the season... Was inactive for the next two games... Saw action in the next five games, primarily on special teams... Played on defense in passing situations... Was inactive for the final seven games of the regular season and the playoff game vs. Green Bay.

COLLEGE and PERSONAL: Started at cornerback his last two seasons... Made 36 tackles (29 solo) and intercepted three passes for 24 yards his senior year... Played in 10 games, starting nine as a junior... Started the Gator Bowl vs. Oklahoma... Totaled 37 tackles (14 solo)... Also contributed on special teams... Saw action in all 11 regular season games and in the USF&G Sugar Bowl as a sophomore... Made 17 tackles (8 solo), intercepted two passes and broke up two passes on the season... Started at cornerback vs. Clemson, made five tackles as Virginia notched their first-ever win over Clemson... Played in 11 games and the Florida Citrus Bowl as a freshman... Made 13 tackles (5 solo) and intercepted one pass... Three-year letterman at T.W. Andrews High School (High Point, N.C.)... Played four sports (track, football, wrestling and basketball)... Majored in rhetoric and communications at Virginia... College teammate of Lions' receiver Herman Moore and tackle Ray Roberts... Younger brother, Sam, also played football at Virginia... Fellowship of Christian Athletes huddle leader... Volunteer Little League baseball and basketball coach.

JEFFRIES' SINGLE-GAME BESTS

TACKLES: 8 vs. Buffalo 11/24/94
INTERCEPTIONS: 1 vs. Tampa Bay 9/8/96

JEFFRIES' DEFENSIVE STATISTICS

Year	Total	TACKLES		Sacks No/Yds	Int's No/Yds	Passes Def.	Fumbles Rec./For.
		Solo	Asst.				
1993 Total	0	0	0	0/0	0/0	0	0/0
1994 Total	44	36	8	0/0	0/0	2	0/1
1995 Total	14	13	1	.5/2	0/0	1	0/0
1996 Total	54	41	13	0/0	1/0	6	0/0
Career Total	112	90	22	.5/2	1/0	9	0/1



**John
Jett**

PUNTER

East Carolina 5th Year
Ht: 6-0 Wt: 199
Born: 11/11/68 (UFA in '97)



GAMES PLAYED/STARTED: 1993 (16/0) [3/0]; 1994 (16/0) [2/0]; 1995 (16/0) [3/0]; 1996 (16/0) [2/0] **TOTAL:** (64/0) [10/0]

PRO: Signed with the Lions as an unrestricted free agent March 12, 1997... Played his first four NFL seasons in Dallas... Has established himself as one of the most productive punters in the league... A key special teams performer on Cowboys' teams that won two Super Bowls... In his first two seasons, he led the NFL in percentage of punts downed inside opponents 20-yard line - 39.3% (22 of 56) in 1993 and 37.1% (26 of 70) in 1994... Over his four years, he has placed 34.4% (87 of 253) punts inside the 20, the best percentage in the NFL over that four-year span... Has not had a punt blocked in 253 regular season career attempts... Has not had a punt returned for a touchdown against him in his career... In his career, he has dropped 87 punts inside the 20-yard line while kicking only 22 touchbacks... Signed by the Cowboys as a free agent in 1993... Was signed by Minnesota as an undrafted rookie free agent in 1992, was released by the Vikings during training camp. **1996:** Averaged a career-high 42.6 gross yards per punt... Punted a career-high 74 times... His 36.8-yard net punting average was fourth in the NFC, tied for ninth in the NFL... Only six punters in the NFL had fewer punts returned and only eight punters had fewer yards in returns against them

than his 249... Served as holder on punts and extra points.... Forced Amani Toomer to fair catch all five of his punts vs. N.Y. Giants (9/8), three times the Giants were pinned inside their 20... The following week vs. Indianapolis (9/15), all three of his punts were fair caught... Three of his punts vs. Arizona (10/13) were downed inside the 20... Boomed a 54-yard punt and a 50-yarder vs. Philadelphia (11/3)... Punted seven times for a 46.7-yard average, both season highs, at San Francisco (11/10)... Booted a career-long 60-yarder against the 49ers... Set a season high with a 41.5 net average on four punts vs. Green Bay (11/18)... Of his six punts at Arizona (12/8), three went over 50 yards, 52, 53 and 55, and three were downed inside the 20... Punted three times for a 51.0-yard average and kicked a post-season career long 59-yarder in playoff contest at Carolina (1/5/97). **1995:** Punted a career-low 53 times... Tied for second in the NFL with fewest number of punts returned, 22, as he earned his second Super Bowl ring in three seasons... Kicked at least one punt 50 yards or more in 11 of 19 games (including playoffs)... Had a total of 15 punts 50 yards or longer... Dropped three of his five punts inside the 20 in overtime victory at Minnesota (9/17)... Averaged 49.7 yards and boomed a season-long 58 yarder at Washington (10/1)... Earned NFC Special Teams Player of the Week for his performance vs. Green Bay (10/8)... Averaged a career-high 51.5 yards on four punts against the Packers... Had one of his best games of the season at San Diego, placed three of his five punts inside the 20 and nailed a 57-yarder... Had a punt blocked for the first time in his career in the NFL Championship Game win over Green Bay (1/14/96), bounced back to average 45.8 yards on his other four punts... His 45.8-yard average is the third highest in Cowboys' playoff history... Punted five times for a 38.2-yard average in victory over Pittsburgh in Super Bowl XXX. **1994:** Led the league in percentage of punts downed inside the 20 (37.1%) for the second straight year... Finished the season sixth in the NFC with a 41.9-yard gross punting average... Had a pair of 58-yarders in consecutive games vs. Detroit (9/19) and at Washington (10/2), his longest punts of the season... Punted a career-high eight times vs. Washington (11/20), dropping three inside the 20... Had his best game of the season at Philadelphia (12/4)... Received a game ball for his role in NFC East clinching victory over the Eagles, averaging 49.2 yards on five punts and helped make a tackle on return man Jeff Snyder after a 49-yard return late in the game... Recorded the third-best postseason punting day in Dallas history with a 45.8-yard average on four punts in divisional playoff win over Green Bay (1/8/95). **1993:** Won punting job in training camp after signing as a free agent one year removed from college... Finished the year third in the NFC with a 37.7 net punting average in helping Cowboys repeat as Super Bowl champions... His 37.9 net average was the highest for a Cowboy since 1964... 22 of his 56 punts were downed inside the 20 for a league-best 39.3%... His performance contributed to the Cowboys ranking second in the NFL with an opponent's punt return average of 5.3 yards... Averaged over 50 yards per punt three times - 53.0 vs. Green Bay (10/3), 50.3 vs. N.Y. Giants (11/7) and 51.0 vs. Washington (12/26)... Turned in his best performance at Atlanta (11/21), punted six times for a 49.5 average, dropping four of his punts inside the 20, and kicking a 58-yarder.

COLLEGE and PERSONAL: Set East Carolina career record with 40.1-yard average in his four seasons... Posted two of the three best single-season averages in school history... Earned honorable mention All-America honors as a senior, averaging a school record 42.2 yards per punt... As a junior, he punted a school record 71 times, with 25 downed inside the 20... Earned spot on team as a walk-on... Starred in football and baseball at Northumberland High School in Heathsville, VA... Earned first team All-State honors as an outfielder and pitcher... While in Dallas, he supported the Children's Cancer Fund... He participated in an annual fashion show and donated \$100 for every one of his punts inside the 20... Also served as a celebrity chef to help support the North Texas Food Bank... Enjoys hunting, fishing and golf in his free time... He and his wife, Jacqueline, have a son Jack, born November 16, 1996.

JETT'S SINGLE-GAME BESTS

PUNTS:	8 vs. Washington 11/20/94
AVERAGE:	51.5 vs. Green Bay 10/8/95
LONG PUNT:	60 at San Francisco 11/10/96
INSIDE 20:	4 at Atlanta 11/21/93
NET AVERAGE:	49.2 at Atlanta 11/21/93

JETT'S PUNTING STATISTICS

Year	Punts	Yards	Average	TB	In 20	Long	Blocked
1993 (Dal.)	56	2,342	41.8	3	22	59	0
1994 (Dal.)	70	2,935	41.9	4	26	58	0
1995 (Dal.)	53	2,166	40.9	6	17	58	0
1996 (Dal.)	74	3,150	42.6	9	22	60	0
Career Total	253	10,593	41.9	22	87	60	0



Jeff Jones

TACKLE

Texas A & M 3rd Year

Ht: 6-6 Wt: 310

Born: 5/30/72 (FA in '95)

**GAMES PLAYED/STARTED: 1995 (1/0); 1996 (6/0)
TOTAL: (7/0)**

70

PRO: Has made great strides the last two years... Huge frame makes him hard to get around in pass rushing situations... Very good mobility for someone of his size, as well. **1996:** Saw action in six contests, primarily on special teams... Filled in for the injured Zefross Moss for most of the fourth quarter in the season opener at Minnesota (9/1)... Played almost the entire game at right tackle vs. Tampa Bay (9/8) after Moss left the game in the first quarter with a knee injury... Played on special teams in four other games. **1995:** Undrafted free agent made 53-man roster coming out of training camp... Impressed in training camp with understanding of the position... Played a great deal in pre-season at both tackle positions and received the start at right tackle in game vs. Cincinnati (8/17)... Was active in Lions' regular season opener at Pittsburgh (9/3), but did not play... Inactive for next three games... Saw only action of the season late in game vs. Cleveland (10/8)... Was inactive for Detroit's next 11 games, in addition to NFC Wild Card playoff game at Philadelphia (12/30).

COLLEGE and PERSONAL: Three-year letterman (starter as a senior) at Texas A&M... Played in every game as a junior in a back-up role... Made two starts and saw action in every contest as a sophomore in 1992... Spent his first season as a back-up at left tackle... Was redshirted as a freshman... Had a brief stint on the defensive line as a freshman... Named to the SuperPrep All-Southwest team as a defensive lineman his senior year at Killeen (Tex.) High... Rated the 14th best recruit in the state by the San Antonio Light... Wildlife and fisheries major, with emphasis on natural resources at Texas A&M... Born: 5-30-72.



Scott Kowalkowski

LINEBACKER

Notre Dame 7th Year

Ht: 6-2 Wt: 228

Born: 8/23/68 (FA in '94)

**GAMES PLAYED/STARTED: 1991 (16/0); 1992 (16/0) [2/0];
1994 (16/0) [1/1] 1995 (16/0) [1/0]; 1996 (16/1) TOTAL: (80/1)
[4/0]**

52

PRO: Rugged contributor on all special teams units... Intense competitor provides depth at line-backer... Signed by the Lions as a free agent in 1993... Played with Philadelphia from 1991-93... Injured his ankle in '93 preseason and was later placed on Reserve-Injured... Eagles released him in

November, 1993... Was a valuable special teams performer for the Eagles, as well... Was drafted by Philadelphia in the eighth round in 1991 (216th overall pick). **1996:** The special teams captain, he finished second on the team with 12 special teams tackles... Saw extensive action at linebacker in preseason... Made one special teams tackle vs. Tampa Bay (9/8) and at Philadelphia (9/15)... Recovered a fumbled kickoff at the Bears' 21-yard line, setting up Detroit's second TD vs. Chicago (9/22)... Led team with three special teams tackles at Tampa Bay (9/29)... Made the first start of his career at Oakland (10/13) at weak-side linebacker, (for injured Stephen Boyd), and made six tackles... Contributed two special teams tackles vs. N.Y. Giants (10/27)... Made one special teams tackle vs. Seattle (11/17)... Had one stop on special teams vs. Kansas City (11/28) on Thanksgiving Day... Tied for team lead with two special teams tackles vs. Minnesota (12/8)... Saw action in the Lions' nickel package in place of the injured Bennie Blades vs. Green Bay (12/15)... Made one special teams stop at San Francisco (12/23). **1995:** Named Detroit Lions Quarterback Club Special Teams MVP... Third on team with 13 special teams stops... Made 12 tackles on defense and four on special teams during '95 preseason... Played almost exclusively on special teams throughout the season, with most extensive action at middle linebacker coming vs. Jacksonville (12/17), when he made only two defensive stops of the year... Posted a season-high three special teams tackles vs. Cleveland (10/8)... Recorded two special teams stops at Washington (10/22)... Tied his season-high with three special teams tackles vs. Tampa Bay (11/12)... Spelled Mike Johnson at outside linebacker during a series at Chicago (11/19) for first defensive action of year. **1994:** Saw extensive action at inside linebacker in preseason, starting the final two preseason games in place of the injured Mike Johnson... Finished second on the team with 21 tackles in preseason action... Played in all 16 games, exclusively on special teams in regular season... Recorded his first tackle as a Lion (on special teams) at Dallas (9/19)... Made one tackle on special teams vs. New England (9/25)... Led team with two special teams tackles vs. Tampa Bay (11/13)... Broke through the Jets' return wedge (12/10) and tackled return man at the New York 20-yard line... Made one tackle on special teams in the playoff game at Green Bay (12/31). **1993:** Was placed on injured reserve in August after suffering ankle injury in preseason game... Released in November. **1992:** Saw action in all 16 regular season games and both playoff contests on special teams... Played on defense in short yardage situations... Made a touchdown-saving tackle on a kickoff return in playoff loss at Dallas. **1991:** Played in all 16 games on special teams... Saw limited action on defense.

COLLEGE and PERSONAL: Earned All-American honorable mention recognition at defensive end as a junior and at outside linebacker as a senior... Was the only Notre Dame player to play in every game from 1987-90... Earned his degree in history... His father, Bob, played guard for the Lions for 11 years (1966-76)... His uncle, David Olivo, played quarterback for the University of Miami and St. Louis Cardinals... Starred in football, basketball and track at Orchard Lake (Mi.) High School... Born in Farmington Hills, Mi... His hobbies include hunting, fishing and golf... Works with Kolo Charities, a charity foundation started by his father, the Leaderdog School for the Blind and the Pontiac Courage House... His favorite sports figure is Walter Payton... He and his wife, Michele, were married in May, 1996... Full name is Scott Thomas Kowalkowski.

KOWALKOWSKI'S SINGLE-GAME BESTS

TACKLES: 6 at Oakland 10/13/96

KOWALKOWSKI'S DEFENSIVE STATISTICS

Year	Total	TACKLES		Sacks		Passes Def.	Fumbles Rec./For.
		Solo	Asst.	No/Yds	Int's No/Yds		
1991 Total (Phil.)	0	0	0	0/0	0/0	0	0/0
1992 Total (Phil.)	2	2	0	0/0	0/0	0	0/0
1993 Total (Phil.)				Injured Reserve			
1994 Total	0	0	0	0/0	0/0	0	0/0
1995 Total	2	1	1	0/0	0/0	0	0/0
1996 Total	6	3	3	0/0	0/0	0/0	1/0
Career Total	10	6	4	0/0	0/0	0/0	1/0



Antonio London

LINEBACKER

Alabama 5th Year

Ht: 6-2 Wt: 234

Born: 4/14/71 (D-3a in '93)

55

GAMES PLAYED/STARTED: 1993 (14/0) [1/0]; 1994 (16/0) [1/0]; 1995 (15/0) [1/0]; 1996 (14/13) TOTAL: (59/13) [3/0]

PRO: Outstanding athlete moved to starting "Sam" linebacker spot for 1996 after seeing action primarily as a pass rusher from an outside linebacker/defensive end position his first three pro seasons... Improved at playing in space as he adjusted to his new position... Impressive initial burst of speed off the line of scrimmage often has offensive linemen trying to react to him after the ball is snapped... One of brightest defensive stars in Lions' future... Has been a big contributor on special teams as well... Selected as the first of two selections by the Lions in the third round of the 1993 draft. **1996:** His first year in the starting lineup, he started 13 games at strong-side linebacker... Was utilized as a pass rusher in some nickel and dime packages, as well... Fourth on team with three sacks and sixth with career-high 70 tackles... Made six tackles and defended a pass in season opener at Minnesota (9/1)... Set a career-high with eight tackles and defended a pass in season season at Philadelphia (9/15)... Followed that performance with six tackles and a pass defended vs. Chicago (9/22)... Was inactive at Tampa Bay (9/29) due to arm injury... Did not play vs. Atlanta (10/6) as Lions utilized six and seven defensive backs most of game against the Falcons' Run-N-Shoot offense... Returned to the starting lineup at Oakland (10/13), collecting five tackles... Tied his career-high with eight tackles and notched his second sack of the season vs. N.Y. Giants (10/27)... Recorded another sack at Green Bay (11/3)... Did not start vs. Seattle (11/17) as Lions opened the game with six defensive backs, but did see a lot of action making two tackles... Made six tackles in games at Chicago (11/24) and vs. Minnesota (12/8)... Finished the season with seven tackles (one shy of career-high) at San Francisco (12/23). **1995:** Began splitting time at outside linebacker and defensive end in training camp... Saw action in 15 games (missed one contest due to a sprained ankle)... Became a mainstay in Lions' defensive set on passing downs... Started slowly in '95 as he was often getting locked up by opposing tackles on outside speed rush... Came on strong in second half of season, registering all seven sacks (third on team) in final seven games of the year... Led squad with four forced fumbles... Did not make a tackle in Lions' first three games of the year at Pittsburgh (9/3), at Minnesota (9/10) and vs. Arizona (9/17)... Notched first tackle of the season vs. San Francisco (9/25)... Also had one stop vs. Cleveland (10/8)... Failed to notch a tackle at Green Bay (10/15)... Sidelined with a sprained ankle at Washington (10/22)... Returned from injury the following week vs. Green Bay, but was not credited with a tackle... Made first sack of the year (for eight yards), forcing a fumble on the same play vs. Tampa Bay (11/12). Turnover led to a Lions' field goal... Had one tackle at Chicago (11/19)... Enjoyed best game of his career on Thanksgiving vs. Minnesota (11/23), exploding for three sacks for 26 yards and forcing a fumble... Credited with a sack for seven yards and forced fumble in Monday Night game vs. Chicago (12/4)... Had solid overall game at Houston (12/10) sacking Chris Chandler for a 19-yard loss in the second quarter and forcing a fumble on the same play, (recovered by Ryan McNeil and leading to a nine-yard Barry Sanders TD run on the next play), tallying two tackles and defending a pass... Netted two tackles vs. Jacksonville (12/17)... Sacked Casey Weldon (for five yards) in his only tackle at Tampa Bay (12/23)... Did not record a tackle in Lions' NFC Wild Card playoff game at Philadelphia (12/30). **1994:** Saw action in all 16 games... Played on defense and special teams... Led team with five special teams tackles in preseason... Made his first tackle of the season, on special teams, at Minnesota (9/11)... Was limited in practice prior to Dallas game due to hamstring strain... Made one solo tackle vs. Chicago (10/23)... Made one tackle on special teams vs. Buffalo on Thanksgiving Day... Played on defense and special teams vs. Green Bay (12/4) and at N.Y. Jets (12/10), did not make a tackle... Made one tackle at Miami (12/25)... Had one special teams tackle in the playoff game at Green Bay (12/31). **1993:** Led team with 4.5 sacks in preseason... Played behind four vet-

erans, limiting his playing time... Was inactive for two games... Made one solo tackle in his professional debut vs. Atlanta in the season opener (9/5)... Led team with three special teams tackles at New Orleans (9/19)... Saw a lot of action in pass rushing situations replacing the injured Pat Swilling at Tampa Bay (10/3)... Recorded his first NFL sack and made one solo tackle in the contest... Made one tackle on special teams at Minnesota (10/31)... Accounted for one solo tackle on special teams at Phoenix (12/5)... Made one solo special teams tackle vs. San Francisco (12/12)... Forced a fumble and made one solo tackle on special teams vs. Green Bay (1/2)... Saw action on defense and special teams in the playoff game vs. Green Bay (1/8).

COLLEGE and PERSONAL: All-American second team and All-Southeastern Conference first team selection by the Poor Man's Guide to the NFL Draft as a senior... Recorded three sacks and was credited with seven quarterback pressures and blocked a field goal attempt... Started all season at right outside linebacker as a junior... Had four sacks and 12 stops for 50 yards in losses and blocked three field goals... Finished his sophomore season with 18 tackles (ten solos), two sacks and three stops for 18 yards in losses in nine games... One of two true freshmen to earn a letter... Recorded 12 tackles (six solos) with a fumble recovery and two quarterback pressures... All-State selection at Tullahoma (Tenn.) High... All-American pick by Parade and a member of The Sporting News' Top 100 squad... Rated the premier prospect in the state and the best player in the Southeast by Max Emfinger's recruiting service... Telecommunications & Film major... Born 4/14/71 in Tullahoma, Tennessee.

LONDON'S SINGLE-GAME BESTS

TACKLES: 8 (twice; Last vs. New York Giants 10/27/96)
SACKS: 3 vs. Minnesota 11/23/95

LONDON'S DEFENSIVE STATISTICS

Year	Total	TACKLES		Sacks		Int's No/Yds	Passes Def.	Fumbles Rec./For.
		Solo	Asst.	No/Yds	No/Yds			
1993 Total	10	10	0	1/3	0/0	0	0/0	
1994 Total	1	0	1	0/0	0/0	0	0/0	
1995 Total	14	12	2	7/65	0/0	1	0/4	
1996 Total	70	40	30	3/14	0/0	2	0/1	
Career Total	95	62	33	11/82	0/0	3	0/5	



Eric Lynch

RUNNING BACK

Grand Valley State 5th Year

Ht: 5-10 Wt: 224

Born: 5/16/70 (FA in '92)

26



GAMES PLAYED/STARTED: 1992 (1/0) 1993 (4/2); 1994 (12/3) [1/0]; 1995 (4/0) [1/0]; 1996 (16/0) **TOTAL:** (37/5) [2/0]

PRO: Special teams contributor who has also proven to be a capable backup to Barry Sanders during his career... Bounced back last season from stress fracture in his foot that sidelined him for most of the 1995 season... Was slated for starting fullback duties in 1995, but stress fracture sidelined him for most of the year... Hard-nosed running style is ideal for short yardage and goal-line situations, but filled in for Barry Sanders late in 1993 and was quite effective as feature back rushing for more than 200 yards in two late-season starts... Possesses good running and blocking skills... Runs hard and has outstanding work ethic... Signed by the Lions as an undrafted rookie free agent in 1992.

1996: Saw action primarily on special teams... Standout member of all special teams units... Lined up at running back in some short yardage and goal line situations... Fumbled in his only carry deep in opponent territory in the season opener at Minnesota (9/1)... Made two special teams tackles vs. Tampa Bay (9/8)... Returned a kickoff 15 yards late in the game vs. New York Giants (10/27)... Replaced Sanders for several plays and ran once for two yards vs. Seattle (11/17)... Led team with three special teams tackles at San Francisco (12/23).

1995: Suffered stress fracture in preseason, forcing him to miss majority of the year... Did not carry the ball from scrimmage... Was inactive for the first 12 games of the season... Was active for the final four regular season contests and the NFC Wild Card playoff game vs. Philadelphia (12/30) and was relegated to special teams duties... Tallied one special teams tackle at Houston (12/10)...

1994: Saw action at fullback in two-back offense and on special teams... Led team in rushing in preseason with 105 yards... Returned nine kickoffs for 105 yards with a long return of 16 yards... Missed four games in the middle of the season due to appendicitis... Lead blocker on Derrick Moore's one-yard TD run — the first TD in the NFL in 1994 — in the season opener vs. Atlanta (9/4)... Had emergency appendectomy performed during the week prior to the Dallas game (9/19)... Inactive for the next four games... Returned to action vs. Chicago (10/23)... Made his first start vs. Tampa Bay (11/13), utilized primarily as a blocking back... Played fullback and on special teams vs. Buffalo on Thanksgiving Day, caught one pass for 12 yards... Made key block on Derrick Moore's game-winning one-yard TD vs. Green Bay (12/4)... Caught one pass for six yards and made two tackles on special teams vs. Minnesota (12/17)... Returned one kickoff four yards and had one carry, his only rush of the season, for one yard at Miami (12/25)...

1993: Returned one kickoff 27 yards on the playoff game at Green Bay (12/31). **1993:** Waived in final cut, re-signed to the Practice Squad the next day... Was activated from the Practice Squad after Barry Sanders injured his knee, did not play in his first three games on the active roster... Made his first career start at Chicago (12/26)... Rushed for 85 yards in 22 carries and led team with seven receptions for 46 yards... Accounted for 47 of the 80 yards in the Lions game-winning TD drive... Started his second consecutive game, rushed for 115 yards, his first 100-yard game, and his first two career TD's... Led team with five catches for 29 yards... Did not play in the playoff game vs. Green Bay (1/8/94) due to hamstring injury.

1992: Released in final cut... Signed to the Practice Squad Sept. 1... Activated from Practice Squad Sept. 25... Waived Sept. 29 and re-signed to Practice Squad Oct. 1... Activated from the Practice Squad Dec. 22... Did not play at San Francisco (12/28).

COLLEGE and PERSONAL: Earned four letters at Grand Valley State... Named Conference Player-of-the-Year in 1990... Was Conference Running Back-of-the-Year 1990 & '91... All Conference 1989, '90 & '91... Holds Grand Valley State record for most career touchdowns... Led Grand Valley State to NCAA Division II Playoffs in 1989 & '90... Co-Captain in 1991... Named All-League and Conference Player-of-the-Year as a senior at Woodhaven (Mich.) High... Single.

LYNCH'S SINGLE-GAME BESTS

RUSHING ATTEMPTS:	30 vs. Green Bay 1/2/94
RUSHING YARDS:	115 vs. Green Bay 1/2/94
RUSHING TD'S:	2 vs. Green Bay 1/2/94
LONG RUSH:	15 (twice); Last: vs. Green Bay, 1/2/94)
RECEPTIONS:	7 at Chicago 12/26/93
RECEIVING YARDS:	46 at Chicago 12/26/93
LONG RECEPTION:	12 vs. Buffalo 11/24/94
TOTAL YARDS:	144 vs. Green Bay 1/2/94
TOTAL TD'S:	2 vs. Green Bay 1/2/94

LYNCH'S OFFENSIVE STATISTICS

Year	No.	Yards	RUSHING			No.	Yards	RECEIVING		
			Avg.	Long	TD			Avg.	Long	TD
1993 Total	54	208	3.8	15	2	13	82	6.3	11	0
1994 Total	1	0	0.0	0	0	2	18	9.0	12	0
1995 Total	0	0	0.0	0	0	0	0	0.0	0	0
1996 Total	2	2	1.0	2	0	0	0	0.0	0	0
Career Total	57	210	3.7	15	2	15	100	7.7	12	0



Miles Macik

WIDE RECEIVER

Pennsylvania 2nd Year

Ht: 6-4 Wt: 210

Born: 9/15/73 (FA in '96)

GAMES PLAYED/STARTED: 1996 (0/0) TOTAL: (0/0)



PRO and 1996: Signed by the Lions as an undrafted free agent on April 26, 1996... Made the team with strong performance in training camp... Was arguably the most pleasant surprise of training camp... Has excellent hands... Led Lions in preseason play with nine receptions for 120 yards and a TD... TD came in dramatic fashion as Johnny Johnson hit him on a 33-yard Hail Mary pass on the last play of the game Aug. 2 vs. New Orleans — score brought Lions to within one point and subsequent two-point pass failed... Was inactive for the first six games... Released Oct. 8 and signed to the practice squad Oct. 9... Signed from the practice squad Dec. 17, a move that gives the Lions his exclusive rights for 1997... Was inactive for final regular season game at San Francisco (12/23).

COLLEGE and PERSONAL: Left Penn as school's career leader in receptions (200), TD catches (26) and was 54 yards short of all-time school mark for receiving yards (2,365)... In 138 career Ivy League grabs set an all-time conference standard... Quaker teams finished 26-3 with a pair of Ivy titles during his career... Twice tied school record for most receptions in a game (12)... Graduated with a degree in International Relations... Worked with former Lions' quarterback Gary Danielson on his route running the summer prior to his senior year at Penn... Finished fourth nationally in receptions per game (6.8) his senior year... Consensus All-American (AFCA) and was named the Philadelphia Sportswriters Amateur Athlete of the Year... First-team All-Ivy... Finished with 68 receptions for 817 yards and five TD's... Represented Penn at the Epsom Bowl in Japan... ECAC Division 1-AA Football All-Star team member... Don Hanson All-America Honorable Mention pick... Columbia game during senior campaign was the first time Macik had been a member of a team that lost a game. Had 60 catches for 708 yards and eight TD's as a junior... All-Ivy first-team pick... Finished sixth in nation in receptions per game (6.67)... Had three games with more than 100 yards receiving — 127 vs. Holy Cross, 102 at Princeton and 104 vs. Harvard... His first season he set school records for most receptions in a season (72), receiving yards in a season (840) and TD's in a season (13)...

Conference Rookie of the Year... Selected first-team All-Ivy and All-ECAC... Led freshman team in receptions and receiving yards... Football Club Freshman Award recipient on offense... Holds season and career receiving records at Marlboro (NJ) High School... Twice named both All-Conference and All-Shore... Also lettered four times in basketball... Born Sept. 15, 1973 in Youngstown, Ohio.



Van Malone

SAFETY

Texas 4th Year
 Ht: 5-11 Wt: 195
 Born: 7/1/70 (D-2 in '94)

39

GAMES PLAYED/STARTED: 1994 (16/0) [1/0]; 1995 (16/0) [1/0]; 1996 (15/15) TOTAL: (47/15) [2/0]

PRO: Versatile, hard-hitting defender emerged as the team's starting free safety in 1996... Spent first two years of pro career learning the club's system and contributing heavily on special teams... Has shown glimpses of explosive hitting since his arrival... Can play either safety position... Hard worker who has done extensive film work in the past two off-seasons. **1996:** Started 15 games at free safety and also contributed on special teams... Finished fourth on the team with 79 tackles, also making six tackles on special teams... Posted double digits in tackles on two occasions and made nine in two other outings... Made his first career start in season opener at Minnesota (9/1)... Notched a career-high (tied for team lead) with 11 tackles at Philadelphia (9/15)... Made his lone interception of the season, (second of his career), at Tampa Bay (9/29), in addition to levying bone-crunching hit on Bucs' WR Alvin Harper over the middle... Contributed five tackles vs. Atlanta (10/6) and at Oakland (10/13)... Missed the first game of his career at Green Bay (11/3) due to an arch injury suffered two days earlier in practice... Returned to the starting lineup the following week at San Diego (11/11), collecting nine tackles... Had seven tackles vs. Seattle (11/17)... Accounted for nine tackles at Chicago (11/24)... Notched six tackles vs. Green Bay (12/15), despite playing over half the game with an injured leg... Led team with 10 tackles to wrap up the season at San Francisco (12/23). **1995:** Used extensively as valuable member of special teams' coverage units... Saw increased playing time by mid-season in Detroit's "dime" package... Had a total of 10 special teams tackles, ranking fifth on the club... Saw action in games at Pittsburgh (9/3) and at Minnesota (9/10), but did not make any defensive tackles... Recorded career-high tying two tackles in backup duty in secondary vs. Arizona (9/17)... Made one tackle vs. San Francisco (9/25)... Played on special teams, but failed to record a tackle on defense during the next five contests... Notched season-high four special teams tackles at Green Bay (10/15)... Saw most time of the year on defense vs. Tampa Bay (11/12), tying his career-high with two tackles... Saw action on special teams during the next four games, but did not make any tackles on defense during that span... Made first interception of his career vs. Jacksonville (12/17), in addition to making a tackle and defending a pass... Played on special teams in regular season finale at Tampa Bay (12/23), but did not register a tackle on defense... Made one tackle in secondary at Philadelphia (12/30) in NFC Wild Card playoff game. **1994:** Improved coverage ability and understanding of the game in training camp... Only Detroit rookie to play in every game... Saw action almost exclusively on special teams... Tied for second on team with nine special teams tackles... Made one tackle in his first professional game, the season opener vs. Atlanta (9/4)... Led team with two special teams tackles vs. New England (9/25)... Made one solo tackle on special teams at Green Bay (11/6)... Made one solo tackle on special teams vs. Tampa Bay (11/13)... Registered a solo tackle on special teams at Chicago (11/20)... Made one solo tackle on special teams on Thanksgiving Day vs. Buffalo (11/24)... Played on special teams vs. Green Bay (12/4), notching one solo tackle... Had one assist on special teams vs. N.Y. Jets (12/10)... Saw action on special teams vs. Minnesota (12/17), but did not make a tackle... Led team with two tackles on special teams in playoff contest at Green Bay (12/31).

COLLEGE and PERSONAL: Third team All-American & first team All-Southwest Conference selection by The Poor Man's Guide to the NFL Draft... Started all year at strong safety... Shared free safety duties with Willie Mack Garza as a junior... Played in three games in 1991, starting the Mississippi State clash at free safety... Played in every game in 1990, seeing action at free and strong safety and cornerback... Freshman All-American pick by The Sporting News in 1989... Played in 10 games, starting four contests at free safety... Blue Chip selection by the Houston Post at Waltrip (Houston, Tex.) High... Lettered as a quarterback, split end, free safety, cornerback & half-back... Selected ABC/TV Wide World of Sports Offensive Player of the Year as a senior... Currently pursuing his degree in Sports Management at Texas... Appeared on the David Letterman Show in 1989 as part of Marv Albert's Plays of the Year, with the funniest offensive and defensive plays of the year... Operates two small businesses in Texas, Pro Wash, a hand car wash and Pro Clean, an apartment preparation service... Has an internship with Reebok... Works with A Brand New You, a juvenile self-help program... Favorite sports figures are Jesse Owens and Magic Johnson... He and his wife, Nedra, were married May 20, 1995.

MALONE'S SINGLE-GAME BESTS

TACKLES: 11 (at Philadelphia 9/15/96)

MALONE'S DEFENSIVE STATISTICS

Year	Total	TACKLES		Sacks	Int's	Passes	Fumbles
		Solo	Asst.	No/Yds	No/Yds	Def.	Rec./For.
1994 Total	1	0	1	0/0	0/0	0	0/0
1995 Total	6	3	3	0/0	1/0	1	0/0
1996 Total	79	51	28	0/0	1/5	4	0/1
Career Total	86	54	32	0/0	2/5	5	0/1



Kez McCorvey

WIDE RECEIVER

Florida State 3rd Year

Ht: 6-0 Wt: 190

Born: 1/23/72 (D-5b in '95)

83

GAMES PLAYED/STARTED: 1995 (1/0); 1996 (1/0)
TOTAL: (2/0)

PRO: Hard working receiver has performed well in each of his two training camps and during practice... Praised for solid route running and ability to catch the ball in traffic... Angling to edge into Lions' rotation at receiver... Standout possession receiver with deceptive speed and good leaping ability (37-inch vertical leap). **1996:** Performance in training camp earned his spot on roster for second straight season... Was inactive for the first 14 games... Saw his only action of the season (on special teams) vs. Green Bay (12/15)... Was inactive for season finale at San Francisco (12/23). **1995:** Played well in preseason (three receptions for 31 yards and one TD) securing roster spot, but was unable to crack Lions' four-receiver lineup during season for playing time... Was inactive for 15 of Detroit's regular season contests (and NFC Wild Card game at Philadelphia)... Saw only game-action late in game vs. Cleveland (10/8), but did not catch a pass.

COLLEGE and PERSONAL: As a senior, was All-American first team pick by United Press International and All-Atlantic Coast Conference first team choice... Ranks second on Florida State's all-time list with 189 catches for 2,660 yards, topped only by Ron Sellers' 212 receptions for 3,598 yards (1966-68)... His 16 TD catches rank seventh on the Seminoles' career chart... Had at least one reception in his last 31 collegiate games... Led the team with 59 catches for 870 yards (14.7 avg.) and four TDs as a senior, the seventh-best total in school history... Opened the '94 season with 11 receptions (tied career-high) for 107 yards and a pair of four-yard TDs in a 41-17 rout of

Virginia... Hauled in 10 passes for 207 yards in a 59-20 defeat of Duke later in the year, becoming only the second player in school history to gain over 200 yards receiving in a game... Snatched nine passes for 127 yards in a 31-31 tie with Florida in '94 regular season finale... Facing the Gators for the second time in as many games, he had four receptions for 84 yards, including a 16-yard TD that gave FSU a 23-17 victory over Florida in the '95 Sugar Bowl... Was an All-ACC first-team choice as a junior... Ranked 13th in the nation with an average of 6.17 catches per game in 1993, leading squad with 74 receptions for 966 yards (13.1 avg.) and six TDs... His 74 catches rank second on the school's season record list, (behind Sellers' 86 grabs in 1968) and his 966 yards rank sixth on the Seminoles' annual chart... Hauled in season-high 10 passes for 122 yards and a score in a 49-20 victory over Maryland in 1993... Tied career-high with 11 receptions for 138 yards and a 20-yard TD vs. Notre Dame in '93... Gained 70 yards in five catches in an 18-16 decision over Nebraska in the 1994 Orange Bowl... Played in every game as a sophomore, catching at least one pass in 10 of those contests (finished year with 34 receptions for 521 yards (15.3 avg.) and six TDs... Snatched season-high six passes for 78 yards in a 45-24 win over Florida in 1992... Started eight games at split end as a freshman, catching 22 passes for 303 yards (13.8 avg.)... Added 89 yards on season-high six catches in the Florida clash during freshman campaign... Caught two passes for 20 yards in a 10-2 defeat of Texas A&M in the 1992 Cotton Bowl... Redshirted as a freshman... All-District first-team and All-State honorable mention as a senior at Pascagoula (Miss.) High School... Caught 29 passes for 316 yards and seven TDs that year... Lettered three times in football, helping the team win the state title as a sophomore... Selected to play in the Mississippi-Alabama All-Star Game... Graduated with a 3.6 grade point average... Earned his degree in sociology... He and his wife, Loris have a daughter, Imoni, 2... Born 1/23/72 in Gautier, Mississippi.



Pete Metzelaars

TIGHT END

Wabash (Ind.) 16th Year
 Ht: 6-7 Wt: 254
 Born: 5/24/60 (UFA in '96)

89

GAMES PLAYED STARTED: 1982 (9/2); 1983 (16/7) [3/0]; 1984 (9/4) [2/0]; 1985 (16/8); 1986 (16/16); 1987 (12/12); 1988 (16/16) [2/2]; 1989 (16/16) [1/1]; 1990 (16/4) [3/0]; 1991 (16/1) [3/0]; 1992 (16/7) [4/4]; 1993 (16/16) [3/3]; 1994 (16/16); 1995 (14/14); 1996 (15/11) TOTAL: (219/150) [21/10]

PRO: Has played in 219 games in his career, more games than any tight end in NFL history, surpassing former Lion Rodney Holman, who played in 211... Signed as an unrestricted free agent from the Carolina Panthers on May 7, 1996... Was signed by Carolina as an unrestricted free agent in March, 1995 following 10 seasons with Buffalo... Played in four Super Bowls with the Bills... Holds the Bills' record for most catches by a tight end with 302... Was a Pro Bowl alternate in 1988 and 1993... Led the 1993 AFC Champion Bills in receiving with 68 catches for 609 yards and four touchdowns... Began his career with Seattle, playing three seasons with the Seahawks before being traded to Buffalo... Originally selected by the Seahawks in the third round of the 1982 NFL Draft. 1996: Moved into the starting lineup when David Sloan went out for the season with a knee injury suffered vs. Chicago (9/22)... Started 11 of the following 12 games... Set the NFL record for most games played by a tight end vs. N.Y. Giants (10/27)... Made his first start as a Lion at Tampa Bay (9/29), catching two passes for nine yards... Contributed three receptions in each of the next three contests, vs. Atlanta (10/6), at Oakland (10/13) and vs. N.Y. Giants (10/27)... Totaled a season-high 48 yards on three catches at Chicago (11/24)... Made his tenth straight start vs. Minnesota (12/8), but left the game in the second quarter with knee injury... Was inactive vs. Green Bay (12/15) due to knee injury... Returned to the starting lineup at San Francisco (12/23), but did not catch a pass. 1995: Led Panther tight ends and finished fourth on the team with 20 catches for 171 yards and three

TDs... Was inactive at New Orleans, breaking his streak of consecutive games played at 169, dating back to 1984... Scored the first TD in Panthers' history on an eight-yard pass from Frank Reich on the game's opening possession in the season-opener at Atlanta (9/3)... Started his fourth straight game at tight end vs. Tampa Bay (10/1), caught three passes for 19 yards and one TD... Caught four passes, three for first downs with two coming on third down at New England (10/29)... Recorded his 200th career game at tight end, did not catch a pass at St. Louis (11/12)... Made two catches for 34 yards and one TD vs. Arizona (11/19)... Inactive with a sprained arch at New Orleans (11/26) and vs. Indianapolis (12/3)... Made his fourteenth start in the season finale at Washington (12/24), did not catch a pass. **1994:** Started all 16 games for the Bills and surpassed the 3,000-yard mark in career receiving yards... Finished third on the team in receiving with 49 catches for 428 yards and five TDs... Caught his 300th career pass, becoming one of only six active tight ends to reach that milestone... Scored two TDs in four receptions vs. Kansas City (10/30), the third two-TD game of his career... Totaled a season-high 62 yards on four catches, including a 35-yard TD vs. Minnesota (12/11)... Caught a season-high seven passes for 56 yards at Indianapolis (12/24). **1993:** Enjoyed one of the best seasons of his career, led Bills with 68 catches en route to the Bills' fourth straight AFC Championship... Named an alternate to the Pro Bowl... Caught the game-winning TD pass with just over two minutes remaining vs. NY Giants (10/3)... Posted double digits in receptions twice, with ten apiece vs. New England (11/7) and vs. Kansas City (11/28)... Had a season-long 51-yard reception vs. the Raiders (12/5). **1992:** Set a Bills' record for TDs by a tight end with six... Caught 30 passes for 298 yards... Totaled a career-high 113 receiving yards, including a career-long 53-yarder for a TD, at San Francisco (9/13). **1991:** Caught only five passes, but two were for touchdowns, including a 51-yarder vs. Cincinnati (10/21)... Scored a TD on a two-yard reception in Super Bowl XXVI vs. Washington. **1990:** Utilized mainly as a blocker... Made 10 catches for 60 yards with one TD on the season, helping Bills to first AFC title. **1989:** Posted his 128th career reception vs. New England (10/1), becoming the Bills' all-time leading receiver for tight ends... Scored a TD on an eight-yard catch vs. the Patriots. **1988:** Named an alternate to the Pro Bowl... Hauled in 33 passes for 438 yards and one TD... Totaled 20 or more yards on eight catches to raise career average to 13.3 yards per catch. **1987:** Caught at least one pass in each of the first 11 games... Did not catch a pass in season finale vs. Philadelphia (12/27), ending a streak of 27 straight games with a reception. **1986:** Turned one of the best seasons of his career... Started all 16 regular season games for the first time in his career... Scored three TDs, caught 49 passes for 485 yards, set Bills' single season record (since broken) for catches by a tight end... Was the only Bill to catch a pass in every game... Had the first two-touchdown game of his career at Tampa Bay (11/2), caught seven passes for 113 yards in the contest. **1985:** Traded to Buffalo from Seattle for wide receiver Byron Franklin in late August... Saw action in all 16 games for the Bills, with eight starts... Made 12 catches for 80 yards with one TD. **1984:** Started four of Seattle's first seven games before he was sidelined with a knee injury... Returned from Injured Reserve to play in final two regular season games and the Seahawks two playoff games... Averaged a career-high 16 yards per catch on five receptions for 80 yards. **1983:** Scored Seattle's second TD in 31-7 playoff win over Denver... Started seven regular season games and three playoff games for the Seahawks. **1982:** Saw action in all nine games of the strike-shortened season, started two games... Made his first professional start vs. Houston (9/19)... Tied for fourth on team with 15 catches for 152 yards.

COLLEGE and PERSONAL: A standout performer in both football and basketball... Named All-American in football as a senior and basketball as a junior and senior... Caught 77 passes for 1,196 yards and nine TDs in his career... Helped lead Division III Wabash to NCAA title in basketball his senior year, scoring 45 points and hauling down 13 rebounds in 83-62 win over Potsdam State (NY)... Set NCAA single-season field goal percentage record his senior, shooting 75.3 percent (271-of-360 shots) from the floor... His career field goal percentage, 72.4 (784-of-1,063), is also an NCAA record... Played quarterback at Portage Central High in Michigan... Has been very involved in community work in Seattle, Buffalo and Charlotte... Worked with organizations such as the Variety Club, Cub Scouts, Seattle's Children's Orthopedic Hospital and the Boys and Girls Clubs... He and his wife, Barbara, have two sons, Anthony, 14, and Jonathan, 10.

METZELAARS' SINGLE-GAME BESTS

RECEPTIONS:	10 (twice, most recent vs. Kansas City 11/28/93)
RECEIVING YARDS:	113 at San Francisco 9/13/92
TOUCHDOWNS:	2 (three times, most recent vs. Kansas City 10/30/94)
LONG RECEPTION:	53 at San Francisco 9/13/92

METZELAARS' OFFENSIVE STATISTICS

Year	Receptions	Yards	Average	Long	TD's
1982 Total (Sea.)	15	152	10.1	26	0
1983 Total (Sea.)	7	72	10.3	17	1
1984 Total (Sea.)	5	80	16.0	25	0
1985 Total (Buf.)	12	80	6.7	13	1
1986 Total (Buf.)	49	485	9.9	44t	3
1987 Total (Buf.)	28	290	10.4	34	0
1988 Total (Buf.)	33	438	13.3	35	1
1989 Total (Buf.)	18	179	9.9	23	2
1990 Total (Buf.)	10	60	6.0	12	1
1991 Total (Buf.)	5	54	10.8	51t	2
1992 Total (Buf.)	30	298	9.9	53t	6
1993 Total (Buf.)	68	609	9.0	51	4
1994 Total (Buf.)	49	428	8.7	35t	5
1995 Total (Car.)	20	171	8.6	27	3
1996 Total	17	146	8.6	20	0
Career Total	366	3,542	9.7	53t	29



Glyn Milburn

RUNNING BACK/RETURNER

Stanford 5th Year

Ht: 5-8 Wt: 177

Born: 2/19/71 (T in '96)

33

GAMES PLAYED STARTED: 1993 (16/2); 1994 (16/3) [1/0];
1995 (16/1), 1996 (16/0) **TOTAL: (48/6) [1/0]**

PRO: Considered one of the top kick returners in the league... Was selected to his first Pro Bowl in 1995 as a kick returner... Acquired by Lions in a trade from Denver on April 12, 1996 after playing his first three NFL seasons with the Broncos... Has accumulated 10,385 total yards in four NFL seasons... Set an NFL record for all-purpose yardage in a game Dec. 10, 1995 with 404 yards vs. Seattle — tallied a career-high 131 rushing yards, 45 receiving yards, 133 yards on kickoff returns and 95 yards via punt returns... Was invited to the NFL's Fastest Man Competition in May, 1995... Drafted by Denver in the second round in 1993 (43rd overall pick). **1996:** With 1,627 kickoff return yards, he broke Mel Gray's club record (1,276 yards) for kickoff return yards in a season... Also set team record for most kickoff returns in a season with 64, breaking the old mark set by Herman Hunter (48) in 1986... Finished fourth in the NFC and fifth in the NFL with 25.4 kickoff return average... Helped set up a fourth quarter TD with a 49-yard kickoff return at Philadelphia (9/15)... Had his longest punt return of the season, 33 yards, vs. Atlanta (10/6) setting up Detroit's first touchdown... Opened the game with a 65-yard kickoff return (his longest of the season) vs. New York Giants (10/27), setting up Detroit's only touchdown... Also averaged a season-high 35.8 yards per kickoff return against the Giants... Totaled a season-high 148 kickoff return yards on five returns at San Diego (11/11)... Turned in a very strong performance vs. Seattle (11/17) as he averaged 29 yards on five kickoff returns, including a long of 45 yards, and returned one punt for 20 yards... Set up go-ahead field goal with 48-yard kickoff return vs. Kansas City on Thanksgiving Day (11/28)... Had a season-high six kickoff returns for 140 yards vs. Green Bay (12/15). **1995:** Made his first Pro Bowl appearance, as a kick returner... Was utilized extensively in various roles in the offense... Led the NFL with a 27.0 kickoff return average, returned 47 kickoffs for 1,269 yards with a long of 86 yards... His punt return average of 11.4 yards was third in the AFC and fifth in the NFL... Was one of only two players, along with Washington's Brian Mitchell, to rank among the top five in the NFL in both kickoff and punt return average... Selected first team All-Pro as a kick returner by the Sporting News... Earned second team All-Pro honors from the Associated

Press and College & Pro Football Newsweekly... Named All-AFC by Pro Football Weekly and Football News... Had his best kick returning day to that point as a pro at Dallas (9/10), returned five kickoffs 134 yards (26.8 avg.) with a long of 36... Saw his most extensive action of the season vs. Washington (9/17), caught four passes for 20 yards, rushed once for five yards and totaled 111 yards on five kickoff returns (22.2 avg.)... Returned two kickoffs for 70 yards, including a then career-best 41-yarder, returned two punts for 17 yards and rushed three times for 15 yards vs. Arizona (11/5)... Accounted for 193 total yards, totaling 30 yards rushing on two carries, 23 receiving yards on four catches and 140 kickoff return yards on five returns at Philadelphia (11/12)... The 140 kickoff return yards set a career-high, despite having several long returns nullified by penalties and he was the featured back on the Broncos' final drive, gaining all of his yards from scrimmage on four catches and two rushes... Enjoyed his best game as a kick returner vs. San Diego (11/19), totaled 177 yards on four kickoff returns and added 20 yards on two punt returns to earn AFC Special Teams Player of the Week honors... Opened the game against the Chargers with a career-long 86-yard kickoff return... Established a new career-high with 178 kickoff return yards on seven returns at Houston (11/26)... Set a new NFL record with 404 total yards vs. Seattle, rushed 18 times for 131 yards, caught five passes for 45 yards, returned five punts for 95 yards and five kickoffs for 133 yards... Made his first start of the season at tailback, in place of the injured Terrell Davis, at Kansas City (12/17), totaled 114 all-purpose yards, rushed 10 times for 33 yards, had five catches for 47 yards, one kickoff return for 29 yards and five yards on one punt return... Was the primary tailback in season finale at Oakland but did not start because the Broncos opened the game in a four wide receiver set... Rushed six times for 12 yards, caught one pass for a season-long 23 yards, returned three punts for 28 yards and four kickoffs for 87 yards against the Raiders. **1994:** Compiled 1,818 all-purpose yards, including 201 rushing on 58 attempts, 549 receiving on 77 receptions, 793 on 37 kickoff returns and 379 on 41 punt returns... His 77 catches were the most by a running back in the NFL in '94 and the most ever in a season by a Broncos running back... Averaged 9.2 yards per punt return, sixth in the AFC... Turned in his best performance as a pro at the L.A. Rams (11/6), totaling 202 yards rushing, receiving and kick returning and scoring once on a 20-yard catch... Posted his season-long punt return of 44 yards at San Diego (10/23)... Rushed for a season-high 38 yards vs. Cleveland (10/30)... Had his best receiving day vs. the L.A. Raiders, caught nine passes for 85 yards, which won him the weekly MVP vote from his teammates... Scored his first career rushing TD at San Francisco (12/17) on an 11-yard run. **1993:** Accumulated 1,125 total yards in his rookie campaign... Gained 231 rushing yards on 52 attempts, caught 38 passes for 300 yards with three TDs, averaged 10.6 yards on 40 punt returns, fifth in the AFC and eighth in the NFL and returned 12 kickoffs for 188 yards (15.8 avg.)... In his first NFL game he accounted for 148 all-purpose yards, including a 50-yard reception a 36-yard punt return and a 25-yard TD catch at the N.Y. Jets (9/5)... Caught a season-high eight passes at Kansas City (9/20)... Totaled a season-high 173 yards vs. Minnesota (11/14), touched the ball 16 times as a rusher, receiver and returner... Posted a season-long 54-yard punt return vs. Tampa Bay (12/26)... Compiled 129 all-purpose yards in the Broncos playoff contest at the Raiders (1/9/94).

COLLEGE and PERSONAL: Earned his Bachelor's degree in Public Policy from Stanford... Involvement with charity groups includes American Diabetes Foundation, Kiwanis Club, Optimist Club, Athletes in Action and Champions for Christ... Has worked for a petroleum company in Houston during the last two off-seasons... Interests include art, computers and radio and television broadcasting... Hosted his own radio show in Denver... Favorite sports figures are Carl Lewis and Penny Hardaway... As a high school player he was named prep All-American by Super Prep Magazine, second-team All-American by USA Today, and "Best of the West" by the Long Beach Press Telegram... Native of Santa Monica, Cal.... Single, his full name is Glyn Curt Milburn.

MILBURN'S SINGLE-GAME BESTS

RUSHING ATTEMPTS:	18 vs. Seattle 12/10/95
RUSHING YARDS:	131 vs. Seattle 12/10/95
RECEPTIONS:	9 vs. L.A. Raiders 9/18/94
RECEIVING YARDS:	85 vs. L.A. Raiders 9/18/94
KICKOFF RETURN YARDS:	178 vs. San Diego 11/19/95
LONG KICKOFF RETURN:	86 vs. San Diego 11/19/95
PUNT RETURN YARDS:	95 vs. Seattle 12/10/95
LONG PUNT RETURN:	54 vs. Tampa Bay 12/26/93

MILBURN'S OFFENSIVE STATISTICS

Year	No.	RUSHING				RECEIVING				
		Yards	Avg.	Long	TD	No.	Yards	Avg.	Long	TD
1993 Total(Den.)	52	231	4.4	26	0	38	300	7.9	50	3
1994 Total(Den.)	58	201	3.7	20	1	77	549	7.1	33	3
1995 Total(Den.)	49	266	5.4	29	0	22	191	8.7	23	0
1996 Total	0	0	0.0	0	0	0	0	0.0	0	0
Career Total	159	698	4.4	29	1	137	1,040	7.6	50	6

Year	No.	KICKOFF RETURNS				PUNT RETURNS				
		Yards	Avg.	Long	TD	No.	Yards	Avg.	Long	TD
1993 Total(Den.)	12	188	15.7	26	0	40	425	10.6	54	0
1994 Total(Den.)	37	793	21.4	40	0	41	379	9.2	44	0
1995 Total(Den.)	47	1,269	27.0	86	0	31	354	11.4	44	0
1996 Total	64	1,627	25.4	65	0	34	284	8.4	33	0
Career Total	160	3,877	24.2	86	0	146	1,442	9.9	54	0



Scott Mitchell

QUARTERBACK

Utah 8th Year

Ht: 6-6 Wt: 230

Born: 1/2/68 (UFA in '94)

19

GAMES PLAYED STARTED: 1990 (0/0); 1991 (2/0); 1992 (16/0) [2/0]; 1993 (13/7); 1994 (9/9); 1995 (16/16) [1/1]; 1996 (14/14) **TOTAL:** (70/46) [3/1]

PRO: Answered any questions regarding his effectiveness and durability with the best year ever by a Lions' quarterback in 1995... Followed up with another strong performance in 1996, despite being bothered by rib injury for most of second half of the year... Lions' first long-term quarterback since Bobby Layne in 1950's... At 6' 6", has the height to see over both offensive and defensive lines, making it much easier to scan the field for open receivers... In less than three full seasons he has taken a place among the Lions' all-time leaders in passing yards, completions and touchdowns... His 59 touchdown passes rank fourth on the Lions' all-time list... Moved into fifth-place on the Lions' all-time passing yardage list with 8,711 yards, surpassing Milt Plum (8,536) in 1996... Needs only 77 yards to pass Eric Hipple (8,787) for fourth-place... Also ranks fifth on the Lions' all-time chart with 718 completions... Re-wrote the Lions' quarterback record section for a season after compiling prolific numbers in his first full NFL season as a starter in 1995... Viewed as one of the elite signal-callers in the league and someone defenses have to account for on every play when preparing to play Detroit... Has become quite adept at probing the entire field to find secondary and third receivers on any given pattern... Good mobility for his size, and not afraid to tuck the ball in and run... Left-hander has excellent accuracy and touch in short-to-mid range routes... Signed by the Lions as an unrestricted free agent March 6, 1994... In four seasons with Miami, was used primarily as a back-up to Dan Marino and as a holder for all placements... Played for the Orlando Thunder in the World League in 1992... Selected by the Dolphins in the fourth round of the 1990 draft. **1996:** Played well early but was hampered by rib injury in the second half of the season... His 437 passing attempts and 253 completions were the second-highest totals in Lions' history, second only to his record number posted in 1995... Completed 20-of-41 passes for 260 yards with one TD and four interceptions in season opener at Minnesota (9/1)... Threw one TD pass while completing 14-of-27 passes for 131 vs. Tampa Bay (9/8)... Connected on 14-of-26 passes for 177 yards with one interception at Philadelphia (9/15)... Had his best outing of the season vs. Chicago (9/22), throwing for four touchdown passes (tied career-high) and ran for another TD — completed a season-high 70.6 percent of his passes (24-of-34) for 336 yards with one interception... Followed with another standout effort the following week at

Tampa Bay (9/29), completing 21-of-32 passes for 230 yards with two touchdowns... Threw for three TD's (20-of-37 for 276 yards) and ran for another score vs. Atlanta (10/6) — was named NFC Offensive Player of the Week for performance vs. Falcons... Tied the team record and his career-high with 50 passing attempts at Oakland (10/13), completing a career-high 31 for a season-high 343 yards with three TD's and two INT's... Completed nine-of-19 passes for 71 yards with three interceptions before being replaced in the second quarter vs. N.Y. Giants (10/27)... Was designated as the team's third quarterback at Green Bay (11/3) due to rib injury... Returned to the starting lineup at San Diego (11/11), but left game early in the second half after aggravating rib injury — was five-of-nine for 49 yards against the Chargers before being forced to the sideline... Did not play vs. Seattle (11/17) due to rib injury... Returned to starting lineup at Chicago (11/24) the following week, completing 18-of-35 passes for 230 yards with three interceptions and ran for a touchdown... Completed 18-of-29 passes for 247 yards with one touchdown and two interceptions vs. Kansas City on Thanksgiving Day (11/28)... Threw one touchdown pass while completing 21-of-31 passes for 250 yards vs. Minnesota (12/15)... Connected on 23-of-40 passes for 207 yards with one interception vs. Green Bay (12/15)... Closed out the season with 15 completions in 27 attempts for 110 yards and a TD at San Francisco (12/23). 1995: Posted tremendous numbers (346-of-583 for 4,338 yards, 32 TDs and 12 INTs) becoming the first Lions' QB to start all 16 regular season games since Eric Hipple did so in 1983... Broke the Lions' single-season club records for completions, attempts, passing yardage and passing TDs... Three of the previous records were held by Gary Danielson (252 completions in 1984, 417 attempts in 1980 and 3,223 passing yards in 1980), with Bobby Layne holding the prior club mark for TD passes in a season with 26 in 1951... In the past 22 years, only one starting Detroit quarterback has finished with a higher passer rating than Mitchell's 92.1 in 1995 (Dave Krieg's 101.8 in seven starts in '94)... Was one of only four QBs in the league (Brett Favre, Warren Moon and Jeff George) to throw for more than 4,000 yards and one of three (Favre and Moon) to record over 30 TD tosses in '95... Also owned the fourth-best TD-to-INT ratio in the NFL, trailing only Favre, Erik Kramer and Jim Harbaugh... Threw for two-or-more touchdowns in 11 of the Lions' 16 regular season contests... Garnered several post-season awards, including being named to College & Pro Football Newsweekly's All-Pro second team and Tom Jackson's All-Pro second team... Voted as an alternate to the 1996 NFC Pro Bowl squad... Named NFC Offensive Player of the Week following Detroit's win over Green Bay (10/29)... Awarded the Miller Lite NFL Player of the Week after his record-breaking performance vs. Minnesota (11/23)... Reported to camp in excellent shape after rebounding in the off-season from injuries that ended his '94 season prematurely... Played sparingly in the preseason but was quite effective, completing 36 of 62 passes (.581) for 525 yards, five touchdowns and no interceptions... Got off to solid start in '95 at Pittsburgh (9/3), completing 18-of-32 passes for 195 yards, two TDs and an INT... Was 27-of-47 for 279 yards, one TD and one INT at Minnesota (9/10). Also ran the ball once for 18 yards and was forced briefly from the game when he became woozy on the field vs. the Vikings... Was 16-of-27 for 217 yards and a TD vs. Arizona (9/17), also rushed three times for eight yards... Had stellar performance in Monday Night contest vs. San Francisco (9/25), completing 28-of-42 attempts for 291 yards and a TD. Also rushed for second TD of his career vs. the 49ers, putting the Lions ahead 10-0 with his one-yard lunge... Was steady in Lions' win vs. Cleveland (10/8) going 24-for-38 for 273 yards, two touchdowns and an interception... Was 17-of-41 for 205 yards at Green Bay (10/15), but enjoyed the first of three consecutive games throwing three TD passes (also had one INT vs. the Packers)... Established new career-highs for attempts (50) and completions (30) at Washington (10/22). Threw for 327 yards and directed club on five drives of 10 plays or more vs. the Redskins, in addition to throwing an interception and rushing twice for five yards... Outstanding performance vs. Green Bay (10/29) earned him NFC Offensive Player of the Week as he went 15-of-23 for 249 yards and three TDs... Also included in this day was the second-longest TD toss of his career, a 69-yarder to Herman Moore in the second quarter... Was 23-of-50 (equaling his career-high for attempts) for 321 yards, two touchdowns and two interceptions at Atlanta (11/5) as Lions were trailing virtually from the opening kickoff... Rushed the ball three times for 14 yards with a 10-yard TD scamper... Completed 21-of-34 attempts for 260 yards and a TD vs. Tampa Bay (11/12), rushing three times for 10 yards (including a one-yard TD sneak) as well... Completed 9 of his first 12 passes for 123 yards at Chicago (11/12) before being forced from the game with a sprained right ankle... Despite limited practice time, exploded for one of the best performances by a Lions' quarterback ever, only four days later in Thanksgiving Day game vs. Minnesota (11/23)... Finished the game 30-of-45 for a team-record 410 yards and career-high four TDs, en route to earning Miller Lite NFL Player of the Week honors... Had another outstanding game in Monday Night win vs. Chicago (12/4), completing 26-of-38 attempts for 320 yards and three touchdowns... Fought off continuous blitzes throughout the game at Houston (12/10), ending the day 16-of-36 for 283 yards, two touchdowns and two interceptions, in addition to two scrambles for four yards. He also averaged a season-high 17.7 yards per completion vs. the Oilers and surpassed Layne's single-season TD record that day... Enjoyed workmanlike 19-of-28 outing for 233 yards and two TDs vs. Jacksonville (12/17)... In regular season finale at Tampa Bay (12/23), he uncorked the longest completion of his career, a 91-yard strike to Brett

Perriman and became the first Lion ever to throw for 4,000 yards in a season... Finished the day in Tampa 26-of-41 for 352 yards, two TDs and an INT, in addition to rushing three times for two yards (including a one-yard scoring sneak - his third of the season)... In NFC Wild Card playoff game at Philadelphia (12/30), he was 13-of-29 for 155 yards and a touchdown and season-high four INTs before being replaced by back-up Don Majkowski. **1994:** Broken bone in right (non-throwing) wrist suffered at Green Bay (11/6) ended season prematurely as he was placed on Reserve-Injured list shortly thereafter... Also suffered from tendonitis in his left (throwing) shoulder endured on hit at Minnesota (9/11)... Started all nine games prior to season-ending injury... Highly productive in limited action in preseason leading TD drives on the Lions' opening possession in final three preseason games as well as in the regular season opener... When he led Detroit to 31-28 OT win over Atlanta in the season opener (9/4), he became the first Detroit QB to win his debut since Eric Hipple beat the Bears, 48-17, on Monday Night Football (10/19/81)... Threw three TD passes against the Falcons, including a 15-yarder to Anthony Carter that tied the game with 30 seconds remaining (completed 5-of-9 passes for 61 yards on the drive for the TD that tied the game)... Completed a 30-yard pass to Brett Perriman to the Falcons' 19-yard line on the Lions' first play in the overtime to set up the game-winning field goal... Faced heavy pressure the entire game and was sacked six times at Minnesota (9/11)... Put the Lions in position for the game-winning field goal in overtime at Dallas (9/19) with a 17-yard pass to Brett Perriman... Threw two TD passes against the Cowboys... Scored the first rushing TD of his career at Tampa Bay (10/2)... Completed 18-of-27 passes (66.7%) for 246 yards and two TDs vs. San Francisco (10/9)... Completed a six-yard pass to Brett Perriman for the Lions' only offensive TD and threw a key block for Perriman on a reverse vs. Chicago (10/23)... Bounced back from three first-half interceptions to throw two TD passes at N.Y. Giants (10/30)... Completed 3-of-4 passes for 45 yards in overtime to help set up game-winning field goal against the Giants... Suffered a broken bone in his right wrist in the second quarter at Green Bay (11/6)... Was placed on Injured Reserve for the remainder of the season... End-of-season physical revealed he had been suffering from tendonitis in his left shoulder, probably since Week 2 at Minnesota. **1993:** Played in 13 games with seven starts... Completed 133-of-233 passes for 1,173 yards, 12 touchdowns and eight interceptions... He finished fifth in the AFC and ninth in the NFL with a quarterback rating of 84.2... Was named AFC Offensive Player of the Month for October, when he completed 44-of-68 passes for 652 yards with six touchdowns and one interception, while leading the Dolphins to three straight wins... Made his first appearance at quarterback as the Dolphins were running out the clock at Buffalo (9/26), also ran for one yard and a first down on a faked field goal... Replaced the injured Dan Marino at Cleveland (10/10)... His first pass was intercepted and returned 97 yards for a touchdown, giving the Browns a 14-10 lead... He recovered and completed 10-of-16 passes for 118 yards and two touchdowns (the first of his NFL career) to lead Miami to 24-14 win... Was named AFC Offensive Player of the Week for his effort against the Browns... Made his first NFL start vs. Indianapolis (10/24)... Completed 12-of-19 passes for 190 yards, one TD and no interceptions... Threw for three touchdowns, 344 yards and no interceptions vs. Kansas City (10/31), completed 22-of-33 passes in the game... His performance earned him AFC Offensive Player of the Week honors... Completed 23-of-44 passes for 297 yards, one touchdown and one interception at N.Y. Jets (11/7)... Started his fourth straight game at Philadelphia (11/14)... Completed 8-of-17 passes for 150 yards, one touchdown and one interception... Rushed for 37 yards in three attempts, including a long run of 32 yards... Left the game in the third quarter with a separated left shoulder... Missed the next three games due to shoulder injury, came back vs. Pittsburgh (12/13) but saw action only as a holder... Returned to the starting lineup vs. Buffalo (12/19)... He completed 12-of-24 passes for 155 yards, two touchdowns and two interceptions before Steve DeBerg relieved him in the third quarter... Started his second straight game at San Diego (12/27), completed 24-of-40 passes for 260 yards, one touchdown and three interceptions... Made his third consecutive start in the season finale at New England (1/2), completed 22-of-40 passes for 259 yards, one touchdown and no interceptions. **1992:** Appeared in all 16 regular season games... Was the holder for field goals and PATs... Saw action at quarterback in six games... Completed two of eight passes for 32 yards, no touchdowns and one interception... Rushed eight times for ten yards... Made his NFL debut at quarterback at Seattle (9/27), replacing the injured Dan Marino... Entered the game with the Dolphins trailing 17-12 with 6:35 left in the fourth quarter and facing a third-and-ten situation... Threw his first NFL pass for an 18-yard completion to keep the drive alive... Marino returned to the game and three plays later threw a game-winning touchdown pass... Mitchell filled in for Marino on Miami's last drive and ran out the clock to preserve the win... Replaced Marino late in the game vs. Buffalo (10/4), had one rush for a one-yard loss... Saw action vs. New England (10/18), threw two incomplete passes and an interception... Had one rush for a one-yard loss at Indianapolis (11/8)... Completed one-of-five passes for 14 yards and rushed once for eight yards in fourth quarter action at San Francisco (12/6)... Replaced the injured Marino for one play and did not throw a pass at New England in the season finale (12/27)... Saw action in the AFC Divisional Playoff game (1/10/93) and had one rush for minus-one yard... Was the holder in the AFC Championship Game (1/17/93)... Completed 32-of-62 passes for 406 yards with three touchdowns.

and no interceptions in preseason action. **1991:** Appeared in two games as the holder for kicks... Was inactive for nine of the other 14 contests... Played in four preseason games... Led Dolphins to two second-half comeback wins in preseason... Completed 33-of-61 passes for 343 yards with three touchdowns and one interception. **1990:** Inactive for all 16 regular season games and both playoff games... Completed 19-of-34 passes for 246 yards with two touchdowns and one interception in pre-season action.

WORLD LEAGUE: Started all ten regular season games and both post season contests as Orlando advanced to the 1992 World Bowl championship game... The Thunder lost the championship game 21-17 to the Sacramento Surge... Led team to an 8-2 regular season record... Set World League single-season records for pass attempts with 361 and completions with 201... Passed for 2,213 yards, 12 touchdowns and seven interceptions... Rushed for 45 yards in 21 attempts with one touchdown... His interception percentage of 1.9 was the lowest in the World League... Completed 20-of-36 passes for 221 yards and a touchdown in the season opener against Ohio (3/22)... Was named World League Offensive Player of the Week for his performance against Ohio (4/5)... Completed 20-of-28 passes for 273 yards and three touchdowns in the contest... Completed 23-of-43 passes for 254 yards as Thunder improved to 6-1 and clinched the division title at San Antonio (5/3)... Scored the game's only touchdown in a 9-0 win over London (5/9)... Threw for three touchdowns in 45-7 playoff win over Birmingham (5/30)... Completed 18-of-41 passes for 187 yards with two touchdowns and one interception against Sacramento in the World Bowl.

COLLEGE and PERSONAL: Was a two-year starter and three-year letterman at Utah... Entered the NFL draft following his junior season... Finished his college career with 10 NCAA and five more Western Athletic Conference records in addition to virtually every school passing record... Totaled 8,981 yards, 69 touchdowns and 38 interceptions in his college career... Completed 669-of-1,165 career passing attempts... Averaged a TD pass every 9.6 completions in his college career... Ranked 12th in NCAA career passing yardage at the end of his college career... Was first team All-American as a junior... Completed 237-of-444 passes for 3,211 yards with a school-record 31 touchdowns and 19 interceptions... Totaled 4,322 passing yards as a sophomore in 1988, which was the fourth best season in NCAA history... Set NCAA, WAC and school records for most yards passing as a sophomore, 4,322, most pass attempts, 533 and most yards passing per game... Named first team All-WAC and second team All-American following his sophomore season... Named WAC Offensive Player of the Year... Was redshirted as a freshman... Majored in economics... Attended Springville (Utah) High School... Earned All-State honors in football, basketball and baseball... Named All-American in football... Threw for 2,220 yards and 17 touchdowns as he led his team to a 12-0 record and state title as a senior... Hobbies include fishing, camping and golf... Hosted youngsters from the Children's Village of Pontiac at every home game in 1995... Also has uncanny accuracy with a golf club — won the "Closest to the Pin" competition at the Detroit Lions Invitational charity tournament... He and his wife, Kim, have a son, Joshua, and two daughters, Haleigh and Ashley... Full name is William Scott Mitchell.

MITCHELL'S SINGLE-GAME BESTS

PASSING ATTEMPTS:	50 (three times; Last at Oakland 10/13/96)
COMPLETIONS:	30 at Oakland 10/13/96
PASSING YARDS:	410 vs. Minnesota 11/23/95
PASSING TD'S:	4 (twice; Last vs. Chicago 9/22/96)
LONG PASS:	91 at Tampa Bay 12/23/95
INTERCEPTIONS:	4 at Minnesota 9/1/96
RUSHING ATTEMPTS:	5 vs. San Francisco 9/25/95
RUSHING YARDS:	37 at Philadelphia 11/14/93
LONG RUSH:	32 at Philadelphia 11/14/93

MITCHELL'S OFFENSIVE STATISTICS

Year	PASSING						RUSHING					
	Att.	Comp.	Yards	Pct.	Long	TD	Int.	No.	Yards	Avg.	Long	TD
1990 Total (Mia.)				INACTIVE								
1991 Total (Mia.)	0	0	0	0.0	0	0	0	0	0	0	0	0
1992 Total (Mia.)	8	2	32	25.0	18	0	1	8	10	1.3	8	0
1993 Total (Mia.)	233	133	1,773	57.1	77	12	8	21	89	4.2	32	0
1994 Total	246	119	1,456	48.4	34	10	11	15	24	1.6	7	1
1995 Total	583	346	4,338	59.3	91	32	12	36	104	2.9	18	4
1996 Total	437	253	2,917	57.9	62	17	17	37	83	2.2	9	4
Career Total	1,507	853	10,516	56.6	91	71	49	117	310	2.6	32	9

MITCHELL'S GAME-BY-GAME OFFENSIVE STATISTICS
1992 SEASON (w/Miami)

Date	Team	Score	Att.	PASSING					RUSHING						
				Comp.	Yds.	Pct.	Long	TD	Int.	No.	Yds.	Avg.	Long	TD	
9/5	Sea	W, 19-17	1	1	18	100.0	18	0	0	0	0	0	0	0	0
10/18	N.E.*	W, 38-17	2	0	0	0.0	0	0	1	4	5	1.3	1	0	
12/6	S.F.	L, 3-27	5	1	14	20.0	14	0	0	1	8	8.0	8	0	
Total	3 Games		8	2	32	25.0	18	0	1	5	13	2.6	8	0	

1993 SEASON (w/Miami)

Date	Team	Score	Att.	PASSING					RUSHING					
				Comp.	Yds.	Pct.	Long	TD	Int.	No.	Yds.	Avg.	Long	TD
9/5	Ind.	W, 24-20	0	0	0	0.0	0	0	0	0	0	0.0	0	0
9/12	NYJ*	L, 14-24	0	0	0	0.0	0	0	0	0	0	0.0	0	0
9/26	Buf	W, 22-13	0	0	0	0.0	0	0	0	1	1	1.0	1	0
10/4	Was*	W, 17-10	0	0	0	0.0	0	0	0	0	0	0.0	0	0
10/10	Cle	W, 24-14	16	10	118	62.5	30	2	1	3	14	4.6	16	0
10/24	Ind*	W, 41-27	19	12	190	63.2	44t	1	0	3	2	0.7	4	0
10/31	K.C.*	W, 30-10	33	22	344	66.7	77t	3	0	3	12	4.0	7	0
11/7	NYJ	L, 10-27	44	23	297	52.3	65t	1	1	3	12	4.0	6	0
11/14	Phi	W, 19-14	17	8	150	47.1	69	1	1	3	37	12.3	32	0
11/21	N.E.*	W, 17-13												
11/25	Dal	W, 16-14												
12/5	NYG*	L, 14-19												
12/13	Pit*	L, 20-21	0	0	0	0.0	0	0	0	0	0	0.0	0	0
12/19	Buf*	L, 34-47	24	12	155	50.0	26	2	2	1	2	2.0	2	0
12/27	S.D.	L, 20-45	40	24	260	60.0	23	1	3	2	-2	-1.0	-2	0
1/2	N.E. L.	20-23/OT	40	22	259	55.0	26	1	0	3	11	3.7	9	0
Total	9 Games		233	133	1,773	57.1	77t	12	8	21	89	4.2	32	0

1994 SEASON

Date	Team	Score	Att.	PASSING					RUSHING					
				Comp.	Yds.	Pct.	Long	TD	Int.	No.	Yds.	Avg.	Long	TD
9/4	Atl*	W 31-28/OT	31	16	203	51.6	34	3	1	1	5	5.0	5	0
9/11	Min	L 3-10	40	18	212	45.0	32	0	1	1	7	7.0	7	0
9/19	Dal	W 20-17/OT	27	13	174	48.1	25	2	0	2	3	1.5	2	0
9/25	NE*	L 17-23	29	14	189	48.3	25	0	2	2	3	1.5	3	0
10/2	TB	L 14-24	30	13	130	43.3	18	0	0	1	5	5.0	5	1
10/9	SF*	L 21-27	27	18	246	66.7	34	2	1	2	-3	-1.5	0	0
10/23	Chi*	W 21-16	17	6	59	35.3	21	1	1	5	3	0.6	5	0
10/30	NYGW	28-25/OT	30	16	180	53.3	29	2	3	1	1	1.0	1	0
11/6	GB	L 30-38	15	5	63	33.3	21	0	2	0	0	0.0	0	0
11/13	TB*	W 14-9												
11/20	Chi	L 10-20												
11/24	Buf*	W 35-21												
12/4	GB*	W 34-31												
12/10	NYJ	W 18-7												
12/17	Min*	W 41-19												
12/25	Mia	L 20-27												
Total	9 Games		246	119	1,456	48.4	34	10	11	15	24	1.6	7	1

1995 SEASON

Date	Team	Score	Att.	PASSING					RUSHING					
				Comp.	Yds.	Pct.	Long	TD	Int.	No.	Yds.	Avg.	Long	TD
9/3	Pit	L, 20-23	32	18	195	56.3	30	2	1	0	0	0.0	0	0
9/10	Min	L, 10-20	47	27	279	57.4	47t	1	1	1	18	18.0	18	0
9/17	Ariz*	L, 17-20	26	17	217	65.4	39t	1	0	3	8	2.7	9	0
9/25	SF*	W, 27-24	42	28	291	66.7	25	1	0	5	6	1.2	3	1
10/8	Cle*	W, 38-20	38	24	273	63.2	40	2	1	0	0	0.0	0	0
10/15	GB	L, 21-30	41	17	205	41.5	31	3	1	2	5	2.5	6	0
10/22	WasL,	30-36/OT	50	30	327	60.0	51t	3	1	2	7	3.5	5	0
10/29	GB*	W, 24-16	23	15	249	65.2	69t	3	0	3	2	0.7	4	0
11/5	Atl	L, 22-34	50	23	321	46.0	42	2	2	3	14	4.7	10t	1

11/12	TB*	W, 27-24	34	21	260	61.8	37	1	0	3	10	3.3	10	1
11/19	Chi	W, 24-17	12	9	123	75.0	29	0	1	4	14	3.5	5	0
11/23	Min*	W, 44-38	45	30	410	66.7	29	4	1	1	1	1.0	1	0
12/4	Chi*	W, 27-7	38	26	320	68.4	46t	3	0	1	1	1.0	1	0
12/10	Hou	W, 24-17	36	16	283	44.4	42	2	2	2	4	2.0	3	0
12/17	Jac	W, 44-0	28	19	233	67.9	27	2	0	3	12	4.0	5	0
12/23	TB	W, 37-10	41	26	352	63.4	91t	2	1	3	2	0.7	1t	1
Total	16 Games		583	346	4,338	59.3	91t	32	12	36	104	2.9	18	4

1996 SEASON

Date	Team	Score	Att.	PASSING					RUSHING					
				Comp.	Yds.	Pct.	Long	TD	Int.	No.	Yds.	Avg.	Long	TD
9/1	Min	L, 13-17	41	20	260	48.7	29	1	4	1	3	3.0	3	0
9/8	TB*	W, 21-6	27	14	131	51.9	23	1	0	4	1	0.3	2	0
9/15	Phi	L, 17-24	26	14	177	53.8	34	0	1	3	11	3.7	8	0
9/22	Chi*	W, 35-16	34	24	336	70.6	62t	4	1	6	8	1.3	6	1
9/29	TB	W, 27-0	32	21	230	65.6	33	2	0	1	4	4.0	4	0
10/6	Atl*	W, 28-24	37	20	276	54.1	50	3	0	6	9	1.5	7	1
10/13	Oak	L, 21-37	50	31	343	62.0	28	3	2	3	11	3.7	8	0
10/27	NYG*	L, 7-35	19	9	71	47.4	22	0	3	1	1	1.0	1	1
11/3	GB	L, 18-28												
11/11	SD	L, 21-27	9	5	49	55.6	11	0	0	0	0	0.0	0	0
11/17	Sea*	W, 17-16												
11/24	Chi	L, 14-31	35	18	230	51.4	25	0	3	2	2	1.0	1	1
11/28	KC*	L, 24-28	29	18	247	62.1	44	1	2	3	10	3.3	5	0
12/8	Min*	L, 22-24	31	21	250	67.7	32	1	0	2	10	5.0	8	0
12/15	GB*	L, 3-31	40	23	207	57.5	21	0	1	1	2	2.0	2	0
12/23	SF	L, 14-24	27	15	110	55.6	23	1	0	4	11	2.8	9	0
Total	14 Games		437	253	2,917	57.9	62t	17	17	37	83	2.2	9	4
Career	51 Games		1,507	853	10,516	56.6	91t	71	49	117	310	2.6	32	9



Herman Moore

WIDE RECEIVER

Virginia 7th Year

Ht: 6-4 Wt: 210

Born: 10/20/69 (D-1 in '91)

84

GAMES PLAYED/STARTED: 1991 (15/1) [2/2]; 1992 (12/11)
1993 (15/15) [1/1]; 1994 (16/16) [1/1]; 1995 (16/16) [1/1];
1996 (16/16) **TOTAL:** (90/75) [5/5]

PRO: Recognized around the league as one of the game's most potent offensive weapons... Virtually in a class of his own in NFL wide receiving circles... Few in the game can match his combination of athleticism, grace and strength on either side of the ball... Uses his height and leaping ability (he owns Virginia's school record in the high jump) to routinely soar over defensive backs to make tough catches... One of the few receivers of our age who can be classified as both a possession receiver and can routinely beat a defender deep... Enjoyed one of the most remarkable seasons an individual has ever produced in NFL history in 1995, breaking the league record for most receptions in a season with 123 catches (old record was 122 by Minnesota's Cris Carter in 1994-95). He also notched 1,686 receiving yards (fourth-highest total in NFL history) and 14 TD's (one short of Cloyce Box's club record of 15 set in 1952)... Followed that performance with another outstanding effort in 1996, finishing second to Jerry Rice (106 catches) for league's receiving title... Caught 106 passes for 1,296 yards en route to his second consecutive starting assignment in the Pro Bowl (third straight appearance)... Became the first Lion to record two consecutive 100-yard

catch seasons... Has caught at least one pass in his last 76 games (81 including five playoff contests)... Holds the all-time club mark for touchdown receptions in a career with 44... The first Lion to total over 1,000 receiving yards three straight years (1994-96)... His 6,191 career receiving yards places him at the top of Detroit's all-time chart (surpassing Gail Cogdill's 5,220 career yards), as he vaulted from eighth-place prior to '95 campaign... His 424 career receptions puts him in second-place on Lions' all-time list, trailing Brett Perriman who has 428 (he started the '95 season in 10th-place)... Has 24 career 100-yard receiving games (Lions are 16-8 in those contests)... Signed a contract extension prior to the '95 season that lasts through 1999... Has become much stronger and more durable in the past two seasons following an off-season workout regimen shared with his wife, Argela, also a former track standout at Virginia... Noted for soft hands and great football sense... Constantly double-teamed by opposing defensive backs... Long strider who runs extremely well after the catch... The Lions made Moore their top draft choice in 1991, selecting him with the 10th pick in the first round. **1996:** Earned first-team All-Pro honors from Associated Press and voted to his third straight Pro Bowl appearance (second straight start)... Named All-Pro second team by College and Pro Football Newsweekly... Finished second in the league with 106 catches (only two catches behind league leader Jerry Rice with 108)... Finished third in the NFL with 1,296 receiving yards... He and Brett Perriman combined to catch 200 passes, more than any other receiving duo in the league (Minnesota's Cris Carter and Jake Reed and Jacksonville's Keenan McCardell and Jimmy Smith tied for second with 168)... Recorded five 100-yard receiving games... Led team in catches in eight games and tied for the team lead in one other contest... Was named the Lions' 1996 True Value/NFL Man of the Year for the second straight year, honoring him for his contributions both on and off the field... Started the season with a bang as he caught 12 passes for 157 yards and a TD at Minnesota (9/1)... His 12 receptions tied the second-highest single game total in team history (he holds the record with 14 grabs vs. Chicago on Dec. 4, 1995)... Caught eight passes for 84 yards and a TD the following week vs. Tampa Bay (9/8)... Made six catches for 74 yards at Philadelphia (9/15) and caught seven passes for 74 yards vs. Chicago (9/22)... Posted his second 100-yard game of the season with 104 yards on nine catches with one TD at Tampa Bay (9/29)... Totaled 107 yards on only three catches vs. Atlanta (10/6) — two of his three receptions against the Falcons went for scores, including a 50-yarder... The following week at Oakland (10/13), he recorded his third straight 100-yard outing with 109 yards on 10 catches with two TD's — game vs. Raiders was also his second double-digit reception game of the season and his second consecutive game with two TD's... Made a team-high six catches for 55 yards and a TD vs. Seattle (11/17)... Hauled in five passes for 61 yards at Chicago (11/24)... Suffered minor knee injury against the Bears which forced him to miss some action... Despite the knee injury, he started vs. Kansas City (11/28) four days later on Thanksgiving Day and caught seven passes for 84 yards... Went over the 100-yard mark for the fifth time in 1996 with 126 yards on nine catches vs. Minnesota (12/8)... Caught five passes for 50 yards vs. Green Bay (12/15)... Went into the season finale at San Francisco (12/23) five catches behind league-leader Jerry Rice, but fell short in his bid to capture his second straight NFL receptions title, as Rice finished two catches ahead of Moore. **1995:** He and fellow wide receiver Brett Perriman broke two NFL marks during the season — most receptions in a season by a tandem with 231 grabs (breaking Minnesota's Jake Reed and Carter's previous mark of 207 set in 1994), and for most receiving yards in a season by a duo with 3,174 yards (surpassing Houston's Charley Hennigan and Bill Groman, who tallied 2,921 yards in 1961)... Earned multiple All-Pro honors following '95 season, including The Associated Press, College & Pro Football Newsweekly, Football Digest, Pro Football Weekly/Pro Football Writers of America, The Sporting News and ESPN's Tom Jackson... Also chosen All-NFC by Football News and United Press International... Was named the Lions' Offensive MVP and an All-Madden Team member... Sport Magazine named him one of their three NFL MVP's (joining Emmitt Smith and Brett Favre) for the year... A finalist for the NFL Miller Lite Player of the Year... Was named the Lions' 1995 True Value/NFL Man of the Year, honoring him for his contributions both on and off the field... Won Miller Lite Player of the Week honors for his performance Oct. 29 vs. Green Bay... In that game, he became the first Lions' receiver to catch three TD passes in a game since Leonard Thompson did so on Nov. 28, 1985... Recipient of NFC Offensive Player of the Week award after Lions' Monday Night game vs. Chicago on Dec. 4... Went over the 100-yard mark a club-record 10 times (in addition to Lions' NFC Wild Card playoff game) in '95, as he had done so only nine times in the first four years of his career... Also caught 10 or more passes four times in '95 (his career-high was nine entering the season)... Chosen as a starter (alongside Jerry Rice) in the 1996 Pro Bowl, his second consecutive appearance... His 123 receptions and 1,686 receiving yards shattered the Lions' previous club marks, which had been held by James Jones (77 receptions in 1984) and Pat Studstill (1,266 yards in 1966)... He and Perriman also popped for more than 100 yards in receiving yards apiece in five games — at Washington (10/22), vs. Tampa Bay (11/12), vs. Minnesota (11/23), at Houston (12/10) and at Tampa Bay (12/23) — the last time that two receivers gained over 100 yards each prior to '95 was Dec. 22, 1985 when

Leonard Thompson collected 101 yards on nine catches and Pete Mandley rolled up 127 yards on five grabs... Opened the season at Pittsburgh (9/3) in fine fashion, catching 10 balls for 131 yards and a score... Sat out the week of practice prior to the game at Minnesota (9/10) due to a sprained ankle, but pitched in for four receptions for 73 yards vs. the Vikings, including an acrobatic 47-yard TD catch to knot the score at 7-7 in the first quarter... Produced six grabs for 67 yards vs. Arizona (9/17)... Chipped in with six receptions for 73 yards in Monday Night win vs. San Francisco (9/25), including a leaping 20-yard TD grab in the back of the endzone over two defenders... Had 125 yards on a game-high nine catches vs. Cleveland (10/8)... Had his first of three multi-TD games of the season at Green Bay (10/15), latching onto four balls for 41 yards and two touchdowns... Equaled his then-career-high at Washington (10/22) with 10 grabs for 102 yards and a score... In game vs. Green Bay (10/29), he exploded for the first three-TD outing by a Lions' receiver since Leonard Thompson did so on Nov. 28, 1985... His TD grabs were from 10, 69 and 29 yards and represented half of his six catches on the day (for 147 yards). He was named Miller Lite NFL Player of the Week for his performance vs. the Packers... Followed that game with a then-career-best 176-yard outburst on nine catches at Atlanta (11/5)... Notched his fourth consecutive 100-yard outing vs. Tampa Bay (11/12), latching onto nine balls for 104 yards... Sealed the Lions' win at Chicago (11/19) with his 11-yard TD catch from Don Majkowski with 2:32 remaining — catch was one of six catches for 68 yards on the day... Joined Perriman and Johnnie Morton as one of three Detroit receivers to go over the 100-yard plateau (first time in club history) in the Lions' offensive onslaught vs. Minnesota on Thanksgiving Day (11/23). Moore had eight grabs for 127 yards and a TD, Perriman reeled in 12 balls for 153 yards and two TDs, and Morton turned seven receptions into 102 yards and a TD as the three were chosen to share John Madden's post-game Thanksgiving turkey... Erupted for a club-record 14 receptions on a personal-best 183 yards in Monday Night win vs. Chicago (12/4)... Also included was a nifty 46-yard TD grab in which Moore eluded several Bears on a short out-pattern and rambled down the sideline to the endzone... Capped third straight 100-yard effort at Houston (12/10) in grabbing seven balls for 105 yards and two TDs (of 13 and 14 yards), which tied Moore with Terry Barr and Leonard Thompson for the Lions' all-time career lead in touchdown receptions with 35... Tallied five catches for 59 yards vs. Jacksonville... Collected 10 receptions for 105 yards at Tampa Bay (12/23), giving him 123 catches on the season and the all-time NFL record for receptions in a season, (overtaking Cris Carter's 122 catches in 1994-95)... Notched seven receptions for 133 yards in NFC Wild Card playoff game at Philadelphia (12/30), including a 68-yard TD grab, the second-longest pass play in Lions' post-season history. **1994:** Established himself as one of the top receivers in the NFL... Played in his first Pro Bowl (replacing San Francisco's Jerry Rice)... Was named to the USA Today's "All Joe Team", which named the most underrated players in the league, for the second straight year... Named second team All-Pro by Tom Jackson's Pro Football Update... Went over the 1,000-yard mark for the first time in his career... Totaled 1,173 yards in 72 catches... The yardage total is the second-highest in team history and he became only the seventh player in club history to total over 1,000 receiving yards in a season... His 72 catches were the most ever by a Lions' receiver and the second highest total in team history... He tied for the fourth-highest total in Lions' history with 11 TD catches... Tied a team record with TD catches in six consecutive games... Of his 72 catches, 54 went for first downs... Caught six passes for 84 yards and one TD in the season opener vs. Atlanta (9/4)... Made his second TD reception of the season and totaled 81 yards in six catches at Dallas (9/19)... Scored his third TD vs. San Francisco (10/9), caught three passes for 65 yards in the game... Had an outstanding game at N.Y. Giants (10/30), caught a career-high nine passes for 106 yards and two TDs... Caught a pass and ran 29 yards to set up the game-winning field goal in overtime against the Giants... Turned in one of the best performances of his career at Green Bay (11/6)... Set a then-career-high 151 receiving yards and tied his career-best with two TDs against the Packers... His only catch went nine yards for a TD at Tampa Bay (11/13)... Scored the Lions' only TD at Chicago (11/20), on a nine-yard reception... Established a new career-high with 169 receiving yards vs. Buffalo on Thanksgiving Day (11-24)... He caught seven passes with one TD against the Bills... His TD came on a 51-yard flea-flicker on the Lions' second play of the game... Caught three passes for 55 yards and one TD vs. Green Bay (12/4)... Had his streak of consecutive games with a TD reception broken at six at N.Y. Jets (12/10), he caught six passes for 70 yards against the Jets... Had five receptions for 55 yards in the season-finale at Miami (12/25)... Caught two passes for 52 yards in the playoff game at Green Bay (12/31). **1993:** Led team with 61 catches, 935 receiving yards and six touchdowns... Was named to the USA Today's "All Joe Team", which named the most underrated players in the league... Scored a TD on a 21-yard pass in the season opener vs. Atlanta (9/5), caught four passes for 113 yards in the game with a long reception of 72 yards... Led team with five catches for 49 yards, including a leaping catch to keep the drive for the game-winning field goal alive at New England (9/12)... Set a career-high with two TDs and tied career-high with eight receptions for 98 yards, all in the first half vs. Seattle (10/17)... Totaled a career-high 120 receiving yards in six catches at L.A. Rams (11/24)... Caught a career-long 93-yard

TD pass, the fourth longest pass in Lions' history at Minnesota (11/31)... His TD, on the first play of the fourth quarter was the first of 17 unanswered points scored by the Lions to erase a 27-13 Vikings lead... Injured his ankle in the fourth quarter of the Vikings, forcing him to miss the game vs. Tampa Bay (11/7)... Caught seven passes for 61 yards vs. Chicago (11/25)... Led team with 74 receiving yards in four catches with one TD vs. San Francisco (12/19)... Caught two passes for 31 yards in the season finale vs. Green Bay (1/2/94)... Caught one pass for 20 yards in the playoff game vs. Green Bay (1/8/94). **1992:** Led the team with 966 receiving yards and was second with 51 catches and four TD catches despite sitting out four games... Started the season at "Z" receiver, despite seeing limited action in preseason due to injury... Caught six passes for 82 yards in the season opener at Chicago (9/6)... Placed on Reserve-Injured September 11, missed the next four games... Activated from Reserve-Injured October 14... Started his first game back, at Minnesota (10/15), caught three passes for 76 yards, including a spectacular touchdown grab where he took the ball away from two defenders in the end zone... Set a career-high 108 receiving yards on three catches at Tampa Bay (10/25), scored a touchdown on a 63-yard pass play in which he broke two tackles on his way to the end zone... Recorded the longest reception of his career, a 77-yard TD, vs. Houston (11/26), totaled two receptions for 88 yards in the game... Set new career highs with eight catches and 114 yards with one touchdown at Green Bay (12/6)... Led team with seven catches for 81 yards to wrap up the season at San Francisco (12/28). **1991:** Tapped into great potential late in the season... Made one start during the 1991 regular season, then drew the starting 'Z' (wide-right) assignment for the Lions' two playoff contests... Fitted for contact lenses the week of Detroit's contest against Miami (9/15), and responded with the first reception of his pro career, a 14-yarder from Rodney Peete... Saw first extensive action in place of injured Robert Clark vs. Dallas (10/27), catching two passes for 18 yards... First career start at Chicago (11/3), leading the team with five catches for 70 yards... Had spectacular outing as a starter against Dallas in the divisional playoffs, hauling in six passes for 87 yards and his first pro touchdown, a seven-yarder from Erik Kramer... Followed that performance with four catches for 69 yards at Washington in the NFC Championship Game.

COLLEGE and PERSONAL: A standout on both the football and track teams at Virginia, he holds the school's career records for both receiving yardage (2,504) and touchdown catches (27)... Finished third on the Cavalier all-time receptions list with 114... Entered the NFL draft after his junior season at Virginia... As a junior at Virginia (1990), earned consensus First-Team All-America honors (AP, UPI, College & Pro Football Newsweekly, Sporting News, Football News, Poor Man's Guide)... First-Team All-Atlantic Coast Conference selection and finished second in voting for the ACC Player-of-the-Year Award... Led the conference and was third in the nation with 108.2 receiving yards per game... Set an NCAA record with at least one TD catch in nine consecutive games... Set school records in 1990 with 54 catches, 1190 yards (22.0 average) and 13 TDs... Set a then-school-record in 1989 as a sophomore with 10 TD catches... Also competed in the high jump for the Virginia track squad, winning the 1988 ACC Indoor Championship (with a school-record leap of 7' 2 1/2"), the 1990 ACC Indoor title, and the 1990 ACC Outdoor title (7' 2 3/4")... First team All-District and All-Metro selection as a senior wide receiver and placekicker at George Washington (Danville, VA) High School... First team All-Region and second team All-State wide receiver that year... Set school record for longest field goal with a 48-yarder... Also lettered in basketball and track... Herman and wife, Angela were the Honorary Co-Chairpersons for the first "Docs and Jocks Run", an August, 1995 fundraiser to benefit Detroit Lions Charities... Has hosted various functions in and around Detroit via his "Catch 84" Foundation... Moore graduated in May, 1991, with a degree in Rhetoric and Communication Studies... He and his wife, Angela, were Honorary chairpersons for the Fourth Annual Mercy Hospital of Detroit Emerald Ball... Herman and Angela have two sons, Aaron and Ashton.

MOORE'S SINGLE-GAME BESTS

RECEPTIONS:	14 vs. Chicago 12/4/95
RECEIVING YARDS:	183 vs. Chicago 12/4/95
TOUCHDOWNS:	3 vs. Green Bay 10/29/95
LONG RECEPTION:	93 (TD) at Minnesota 10/31/93

MOORE'S OFFENSIVE STATISTICS

Year	Receptions	Yards	Average	Long	TD's
1991 Total	11	135	12.3	21	0
1992 Total	51	966	18.9	77t	4
1993 Total	61	935	15.3	93t	6
1994 Total	72	1,173	16.3	51t	11
1995 Total	123	1,686	13.7	69t	14
1996 Total	106	1,296	12.2	50t	9
Career Total	424	6,191	14.6	93t	44

MOORE'S GAME-BY-GAME RECEIVING STATISTICS

1991 SEASON

Date	Team	Score	Receptions	Yards	Average	Long	TD
9/1	Wash	L 45-0	0	0	0.0	0	0
9/8	GB*	W 25-14	0	0	0.0	0	0
9/15	Mia*	W 17-13	1	14	14.0	14	0
9/22	Ind	W 24-3	0	0	0.0	0	0
9/29	TB*	W 31-3	0	0	0.0	0	0
10/6	Minn*	W 24-20	0	0	0.0	0	0
10/20	SF	L 35-3	1	8	8.0	8	0
10/27	Dal*	W 34-10	2	18	9.0	11	0
11/3	Chi	L 20-10	5	70	14.0	19	0
11/10	TB	L 30-21	0	0	0.0	0	0
11/17	Rams	*W 21-10	DID NOT PLAY				
11/24	Minn	W 34-14	0	0	0.0	0	0
11/28	Chi*	W 16-6	0	0	0.0	0	0
12/8	NYJ*	W 34-20	DID NOT PLAY				
12/15	GB	W 21-17	0	0	0.0	0	0
12/22	Buff	W 17-14/OT	2	25	12.5	21	0
Total	14 Games		11	135	12.3	21	0

1992 SEASON

Date	Team	Score	Receptions	Yards	Average	Long	TD
9/6	Chi	L 24-27	6	82	13.7	18	0
9/13	Minn*	W 31-17	DID NOT PLAY				
9/20	Was	L 10-13	DID NOT PLAY				
9/27	TB*	L 23-27	DID NOT PLAY				
10/4	N.O.*	L 7-13	DID NOT PLAY				
10/15	Minn	L 14-31	3	76	25.3	47t	1
10/25	TB	W 38-7	3	108	36	63t	1
11/1	GB*	L 13-27	3	43	14.3	18	0
11/8	Dal*	L 3-37	4	57	14.3	29	0
11/15	Pitt	L 14-17	5	71	14.2	24	0
11/22	Cin	W 19-13	5	86	17.2	32	0
11/26	Hou*	L 21-24	2	88	44.0	77t	1
12/6	GB	L 10-38	8	114	14.3	45	1
12/13	Cle*	W 24-14	2	52	26.0	41	0
12/20	Chi*	W 16-3	3	108	36	59	0
12/28	SF	L 6-24	7	81	11.6	32	0
Total	12 Games		51	966	18.9	77t	4

1993 SEASON

Date	Team	Score	Receptions	Yards	Average	Long	TD
9/5	All*	W 30-13	4	113	28.3	72	1
9/12	NE	W 19-16/OT	5	49	9.8	13	0
9/19	NO	L 3-14	4	42	10.5	12	0
9/26	Phoe*	W 26-20	5	79	15.8	32	0
10/3	TB	L 10-27	3	27	9.0	13	0
10/17	Sea*	W 30-10	8	98	12.3	15	2
10/24	Rams	W 16-13	6	120	20.0	42	0
10/31	Min	W 30-27	3	113	37.7	93t	1
11/7	TB*	W 23-0	DID NOT PLAY				
11/21	GB	L 17-26	2	8	4.0	6	0
11/25	Chi*	L 6-10	7	61	8.7	12	0
12/5	Min*	L 0-13	2	12	6.0	6	0
12/12	Phoe	W 21-14	3	66	22.0	48	1
12/19	SF*	L 17-55	4	74	18.5	31t	1
12/26	Chi	W 20-14	3	42	14.0	17	0
1/2	GB*	W 30-20	2	31	15.5	17	0
Total	15 Games		61	935	15.3	93t	6

1994 SEASON

Date	Team	Score	Receptions	Yards	Average	Long	TD
9/4	Atl*	W 31-28/OT	6	84	14.0	34	1
9/11	Min	L 3-10	5	97	19.4	32	0
9/19	Dal	W 20-17/OT	6	81	13.5	25	1
9/25	NE*	L 17-23	5	92	18.4	25	0
10/2	TB	L 14-24	3	44	14.7	18	0
10/9	SF*	L 21-27	3	65	21.7	34	1
10/23	Chi*	W 21-16	1	14	14.0	14	0
10/30	NYG	W 28-25/OT	9	106	11.8	29	2
11/6	GB	L 30-38	8	151	18.9	49	2
11/13	TB*	W 14-9	1	9	9.0	9	1
11/20	Chi	L 10-20	2	19	9.5	19	1
11/24	Buf*	W 35-21	7	169	24.1	51t	1
12/4	GB*	W 34-31	3	55	18.3	27	1
12/10	NYJ	W 18-7	6	70	11.7	31	0
12/17	Min*	W 41-19	2	62	31.0	51	0
12/25	Mia	L 20-27	5	55	11.0	16	0
Total		16 Games	72	1,173	16.3	51t	11

1995 SEASON

Date	Team	Score	Receptions	Yards	Average	Long	TD
9/3	Pit	L, 20-23	10	131	13.1	30	1
9/10	Min	L, 10-20	4	73	18.3	47t	1
9/17	Ariz*	L, 17-20	6	67	11.2	16	0
9/25	SF*	W, 27-24	6	73	12.2	20t	1
10/8	Cle*	W, 38-20	9	125	13.9	40	0
10/15	GB	L, 21-30	4	41	10.3	17t	2
10/22	Was	L, 30-36/OT	10	102	10.2	17t	1
10/29	GB*	W, 24-16	6	147	24.5	69t	3
11/5	Atl	L, 22-34	9	176	19.6	42	0
11/12	TB*	W, 27-24	9	104	11.6	24	0
11/19	Chi	W, 24-17	6	68	11.3	14	1
11/23	Min*	W, 44-38	8	127	15.9	29	1
12/4	Chi*	W, 27-7	14	183	13.1	46t	1
12/10	Hou	W, 24-17	7	105	15.0	42	2
12/17	Jac	W, 44-0	5	59	11.8	20	0
12/23	TB	W, 37-10	10	105	10.5	22	0
Total		16 Games	123	1,686	13.7	69t	14

1996 SEASON

Date	Team	Score	Receptions	Yards	Average	Long	TD
9/1	Min	L, 13-17	12	157	13.0	29	1
9/8	TB*	W, 21-6	8	84	10.5	23	1
9/15	Phi	L, 17-24	6	88	14.7	29	0
9/22	Chi	W, 35-16	7	74	10.6	21	0
9/29	TB	W, 27-0	9	104	11.6	33	1
10/6	Atl*	W, 28-24	3	107	35.7	50t	2
10/13	Oak	L, 21-37	10	109	10.9	27	2
10/27	NYG*	L, 7-35	4	49	12.3	20	0
11/3	GB	L, 18-28	4	50	12.5	27	0
11/11	SD	L, 21-27	3	39	13.0	16	0
11/17	Sea*	W, 17-16	6	55	9.2	16	1
11/24	Chi	L, 14-31	5	61	12.2	25	0
11/28	KC	L, 24-28	7	84	12.0	17	0
12/8	Min*	L, 22-24	9	126	14.0	32	0
12/15	GB*	L, 3-31	5	50	10.0	13	0
12/23	SF	L, 14-24	8	59	7.4	23	1
Total		16 Games	106	1,296	12.2	50t	9
Career		90 Games	424	6,191	14.6	93t	44



Johnnie Morton

WIDE RECEIVER

Southern Cal. 4th Year

Ht: 6-0 Wt: 190

Born: 10/7/71 (D-1 in '94)

87

GAMES PLAYED/STARTED: 1994 (14/0); 1995 (16/13);
1996 (16/15) TOTAL: (46/28)

PRO: Will move outside in 1997 after playing in the slot the last two years... Has developed into threat from receiver position and is also a dangerous weapon on reverses... In 1995 the elusive receiver came into his own in sophomore NFL season, evolving into a much broader role in Lions' top-rated offense... Club views him as one of the key components in both current and future plans on the offensive side of the ball... One of league's bright young receivers who has benefited greatly from expertise passed down from teammate Herman Moore... Has played at both outside and slot receiver positions since arriving in the pro ranks... Sure-handed player who possesses the innate ability to get open regardless of coverage... Not afraid to go over the middle to absorb punishment from roving defensive backs... An avid weightlifter, Morton's outstanding training habits help immensely when absorbing hard hits... Did not generate much playing time during rookie season as he spent much of the year adjusting to the league and learning intricacies of the offense... Showed glimpses in '94 of the ability which made him one of the most productive receivers in Pac-10 history.

1996: Increased his production from a year ago, posting career-highs in receptions (55) and receiving yards (714)... Also placed second on team with six TD catches... Totaled 25 yards on three reverses in the season-opener at Minnesota (9/1)... Made five catches for 39 yards at Philadelphia (9/15)... Exploded for a career-high 174 yards on seven catches with two TD's vs. Chicago (9/22). One of his TD's against the Bears covered 62 yards, the Lions' longest pass completion of the season and the longest of Morton's career... Scored another TD the following week at Tampa Bay (9/29), collecting three passes for 58 yards in the contest... Tied his career-high with eight grabs for 109 yards and a TD at Oakland (10/13), his second 100-yard game of the season and third of his career... Ran 18 yards on a reverse and caught three passes for 32 yards at San Diego (11/11)... Did not start at Chicago (11/24) as Lions opened the game in a two-back formation, but played most of the game... Hauled in his fifth TD pass of the season vs. Kansas City on Thanksgiving Day (11/28)... Caught four passes for 68 yards vs. Minnesota (12/8), including his sixth TD catch of the season... Grabbed six passes for 40 yards vs. Green Bay (12/15)... Closed out the season with two receptions for 16 yards at San Francisco (12/23).

1995: Matured into one of the Lions' most dependable offensive weapons as season wore on... Caught 44 balls for 590 yards and eight touchdowns in sophomore campaign... Played well in preseason, seeing a lot of action both inside and outside, catching four balls for 45 yards and two TDs (a nine-yarder vs. Cincinnati on Aug. 17 and a 12-yarder at New Orleans on Aug. 25)... Stepped into a more highlighted role as one of club's three starting wide receivers for majority of the season... Started the year (first three games) as a back-up, with limited playing time, but was one of the vital components in Lions' change in philosophy entering fourth game of the year (vs. San Francisco) as he became a focal point of the offensive scheme, which saw his production rise dramatically thereafter... Also began the year as club's kickoff and punt return specialist, a role he relinquished soon after becoming more visible cog in Lions' offense... Returned 18 kickoffs for 390 yards (21.7 avg.) with a long of 32 yards, and seven punts for 48 yards (6.9 avg.) with a long of 16 yards for the season... Caught one ball for four yards at Pittsburgh (9/3), in addition to returning five kickoffs for 79 yards... Busy day at Minnesota (9/10) saw him catch two balls for 34 yards, return three punts for 23 yards and four kickoffs for 102 yards... Did not catch a ball vs. Arizona (9/17), but did run two punts back for 19 yards and six kickoffs for 136 yards... Earned first of 13 consecutive starts on the year (remainder of the season) vs. San Francisco (9/25)... Did not record a reception, but tallied 53 yards on two kickoff returns... Netted a career-high five receptions for 43 yards vs. Cleveland (10/8), in addition to running back two punts for six yards and a kickoff for 17 yards... Concentrated on wide receiver responsibilities full-time during practice prior to game at Green Bay (10/15), responding once again with five grabs for career-

high 62 yards and a 16-yard TD reception, his first of the season (second receiving TD in career)... Enjoyed what was then the best game of his short career at Washington (10/22), latching onto personal-best eight balls for 76 yards and a TD catch (a seven-yarder in the third quarter)... Caught one ball for 18 yards vs. Green Bay (10/29)... Rolled up 54 yards on three receptions at Atlanta (11/5), highlighted by a 32-yard scoring stab, the longest receptions of his career (and third TD in four games)... Did not record a reception vs. Tampa Bay (11/12)... Had two receptions for 32 yards at Chicago (11/19)... Talled the first 100-yard receiving game of his career (career-high 102 yards) on seven grabs on Thanksgiving Day vs. Minnesota (11/23), which included a 16-yard TD effort... In that game, he and teammates Moore and Perriman all went over 100 yards, the first time in franchise history that three receivers accomplished that feat in the same game... Also, following the contest, the three were the recipients of John Madden's Thanksgiving turkey on the field... Made his only catch count in Monday Night win over Chicago (12/4), latching onto a four-yard TD toss in the first quarter that stretched the Detroit lead to 14-0... Had one catch for 17 yards at Houston (12/10)... Had first two-touchdown performance of his career (from 23 and 17 yards) vs. Jacksonville (12/17), catching four balls on the day for 80 yards... Ended regular season with steady effort of four grabs for 64 yards and a five-yard TD strike (his fifth score in the last five games) which began the Lions scoring for the day. **1994:** Exhibited the ability he showcased as an All-American at USC during college in limited opportunity... Impressed onlookers in training camp with surprising burst of speed and soft hands... Played limited role in preseason and during most of rookie campaign as he was unable to crack Detroit's three-receiver core of Herman Moore, Brett Perriman and Anthony Carter (and later Aubrey Matthews after Carter's injury)... Received more repetitions after injury to Carter (broken collarbone at Minnesota on Sept. 11)... Also began to learn the slot position in Lions' offensive scheme as season progressed... Did not catch a pass in season opener vs. Atlanta (9/4)... Was inactive at Minnesota (9/11)... Ran 26 yards on a reverse on the opening kickoff at Dallas (9/19)... Played sparingly vs. New England (9/25), at Tampa Bay (10/2), vs. San Francisco (10/9), vs. Chicago (10/23) and at NY Giants (10/20), but did not catch any passes... Saw increased playing time at Green Bay (11/6), as Lions often utilized four-wide receiver set, but did not catch a pass... Saw extensive playing time vs. Tampa Bay (11/13) due to injury to Aubrey Matthews, but did not catch a pass... Played briefly in games at Chicago (11/20) and vs. Buffalo (11/24) but did not catch any balls... Made the first catch of his NFL career vs. Green Bay (12/4), a 17-yarder near the goal line on third-down... Was inactive vs. N.Y. Jets (12/10) due to knee injury... Scored the first TD of his career vs. Minnesota (12/17), an 18-yard toss from Dave Krieg in heavy endzone traffic - posted a career-high two receptions for 22 yards against the Vikings... Scored his second career TD at Miami (12/25) — a dazzling 93-yard kickoff return... Was active but did not see action in playoff game at Green Bay (12/31).

COLLEGE and PERSONAL: Established Pac-10 Conference career records with 201 catches (receivers only) for 3,201 yards... Consensus All-American first team selection as a senior... Unanimous All-Pac 10 Conference first team choice... Selected to participate in East-West Shrine Game and Hula Bowl... Won the Pop Warner Award as the most valuable senior football player on the West Coast... Was USC's team MVP... Set school season records with 78 catches for 1373 yards (17.6 avg.) and 12 touchdowns... Set a Trojan game record with 15 receptions for 186 yards and three touchdowns, including a 37-yarder in a 49-7 win over Houston... His three scoring grabs tied a school record held by several players, most recently by himself vs. both San Diego State & Oregon in 1992... Hauled in eight passes for a school record 229 yards, including a 69-yard touchdown vs. Washington State... All Pac 10 Conference second team choice his junior year... All-American selection by Super Prep magazine at South Torrance (Cal.) High... Member of California Football's Scholar team... Also lettered in track, performing in the 100 (10.5) & 200 (21.6) meters... Earned his degree in communications... Recently joined the Screen Actors Guild and American Federation of Television and Radio Association in hopes of landing acting roles... Played himself in feature film "Jerry Maguire", with teammate Herman Moore also making a cameo... Appeared in music video "Turn Out the Lights" with Motown R & B artist Shanice Wilson in 1994... Was featured in a world-wide Nike print ad campaign during '96 off-season... Also had roles in two additional videos during '96 off-season - Montell Jordan's "Something For The Honeyz" and Puff Johnson's "Forever More"... Also made an appearance in a music video by Toni Braxton... Active in several charitable organizations including DARE, Athletes and Entertainers for Kids and Big Brothers of America... Appeared in several episodes of "Young and The Restless" during '96 off-season... Will be featured on the cover of "In The Beginning 1997" catalog... Attended a Japanese elementary school for three years (mother is Japanese-American)... Brother, Eric, played wide receiver at Dartmouth and brother, Chad, will be a sophomore at USC... Enjoys art shows and has started his own art collection... Hobbies include reading, sport-nutrition research and inventing recipes... Hometown is Torrance, Ca.

MORTON'S SINGLE-GAME BESTS

RECEPTIONS:	8 (Twice; Last at Oakland 10/13/96)
RECEIVING YARDS:	174 vs. Chicago 9/22/96
TOUCHDOWNS:	2 (Twice; Last vs. Chicago 9/22/96)
LONG RECEPTION:	62t vs. Chicago 9/22/96

MORTON'S OFFENSIVE STATISTICS

Year	Rec.	Yards	RECEIVING				No.	Yards	RUSHING		TD's
			Average	Long	TD's	Yards			Average	Long	
1994 Total	3	39	14.0	18t	1	0	0	0.0	0	0	
1995 Total	44	590	13.4	32t	8	3	33	11.0	18	0	
1996 Total	55	714	13.0	62t	6	9	35	3.9	18	0	
Career Total	102	1,343	13.0	62T	15	12	68	5.7	18	0	

Additional Statistics: Kickoff returns - **TOTAL:** 21 returns, 533 yards, 25.4 average, 93t long, 1 TD; **1995:** 18 returns, 390 yards, 21.7 average, 32 long; **1994:** 3 returns, 143 yards, 47.7 average, 93t long, 1 TD; Punt returns - **TOTAL:** 7 returns, 48 yards, 6.9 average, 16 long; **1995:** 7 returns, 48 yards, 6.9 average, 16 long



Robert Porcher

DEFENSIVE END

South Carolina St. 6th Year

Ht: 6-3 Wt: 270

Born: 7/30/69 (D-1 in '92)

91

GAMES PLAYED/STARTED: 1992 (16/1) 1993 (16/5) [1/1]; 1994 (15/15) [1/1]; 1995 (16/16) [1/1]; 1996 (16/16) **TOTAL:** (79/53) [3/3]

PRO: Settled in at the defensive end position in '96 and led the team in sacks (10)... Has only missed one game in his four years with the Lions... Fine, all-around athlete with exceptional outside quickness and agility... Pass rushing has improved since his rookie year... The Lions made Porcher their first draft pick in 1992, selecting him with the 26th pick in the first round. **1996:** His move from tackle to left defensive end, his natural position, energized the Lions' defensive line... Had the best season of his career as he led the team in sacks (10) and his 73 total tackles were the most of his six year career... Tied his career-high with eight tackles vs. Tampa Bay (9/8)... Recorded his first sack of the year at Philadelphia (9/15)... Had one sack among four tackles at Tampa Bay (9/29)... Notched two sacks and posted five tackles vs. Atlanta (10/6)... Matched his career-high with eight tackles, including a sack, vs. N.Y. Giants (10/27)... Posted sacks in each of the next two games, at Green Bay (11/3) and at San Diego (11/11)... Had a sack in three of the last four games — vs. Kansas City (11/28), vs. Minnesota (12/8) and vs. Green Bay (12/15). **1995:** Made three tackles in the season opener at Pittsburgh (9/3) and two at Minnesota (9/10)... Collected his first two sacks of the season vs. Arizona (9/17)... Dropped Steve Young for a 10-yard loss, Detroit's only sack vs. San Francisco (9/25)... Made a season-high six tackles in win over Cleveland (10/8)... forced a fumble and made his fourth sack of the season vs. Tampa Bay (11/12)... Contributed two tackles in Detroit's win at Chicago (11/19)... tied his season-high with six tackles in Thanksgiving win over Minnesota (11/23)... Made four tackles, including one sack vs. Chicago (12/4)... Posted two tackles in playoff game at Philadelphia (12/30). **1994:** Missed first half of training camp with knee injury... Did not play until third preseason game... He and Kelvin Pritchett switched positions from previous season, with Porcher moving to the left end and Pritchett moving to the right end... Became adept at knocking down pass attempts, leading linemen with eight for the season... Nagged much of the season with a sprained ankle that never fully healed... Started all but one game (vs. Tampa Bay on Nov. 13)

after re-spraining ankle the previous week at Green Bay... Made three tackles before leaving game with chest injury in the season opener vs. Atlanta (9/4)... Bounced back from chest injury suffered against Atlanta and started at Minnesota (9/11) where he batted down three passes and made four solo tackles... Made six tackles vs. New England (9/25)... Batted down a pass and made six tackles at Tampa Bay (10/2)... Turned in one of the best performances of his career vs. Chicago (10/23)... Tied his career-highs with two sacks and eight tackles against the Bears... Despite playing with a sore ankle, played well at N.Y. Giants (10/30), knocked down a pass and made five tackles... Left the game in the second quarter at Green Bay (11/4) due to ankle injury, made four tackles and batted down a pass against the Packers... Inactive vs. Tampa Bay (11/13), due to ankle injury... Returned to the starting lineup at Chicago (11/20), made four tackles... Made four tackles vs. Buffalo on Thanksgiving Day... Kelvin Pritchett said that a big reason he got three sacks against the Bills was that Porcher was double-teamed... Contributed to defense that only allowed the Packers 58 rushing yards vs. Green Bay (12/4)... Had the Lions' only sack, for ten yards, and totaled five tackles at N.Y. Jets (12/10)... Played well in the season finale at Miami (12/25), recovered a fumble, forced a fumble, defended a pass and made seven tackles... Shared the Lions' only sack (with Tracy Scroggins) and tied his career-high with eight tackles in the playoff game at Green Bay (12/31). **1993:** Led team with 8.5 sacks... Early in the season was used primarily in passing situations... Started the last four regular season games and the playoff game... Had one sack and three tackles in the season-opener vs. Atlanta (9/5)... Recorded one sack and one solo tackle at New Orleans (9/19)... Sacked Steve Beuerlein and caused a fumble on the Cardinals' next to last possession late in the fourth quarter vs. Phoenix (9/26)... Made his first start as the Lions opened the game in a four-man line and made two tackles vs. Seattle... Made his fourth sack of the season and four tackles at L.A. Rams (10/24)... Made 1.5 sacks and five tackles vs. Chicago (11/25)... Made his second start of the season, set career-highs with two sacks and eight tackles and batted down a pass at Phoenix (12/12)... Started his third straight game, tied his career-high with eight tackles at Chicago (12/26)... Batted a pass that was intercepted by Pat Swilling in the fourth quarter, setting up the Lions' final touchdown vs. Green Bay (1/2)... Started the playoff game vs. Green Bay, made two tackles. **1992:** Led team with three sacks in preseason... Started one game and played in all 16 as a rookie... Played mostly in passing situations in pro debut at Chicago (9/6), did not make a tackle... Recorded his first NFL sack and made two solo tackles at Washington (9/20)... Made his first professional start vs. New Orleans (10/4), made five tackles (one solo) and defended one pass... Saw action as a substitute vs. Minnesota (10/15), made three tackles (two solo)... Recorded three tackles (one solo) vs. Houston (11/26).

COLLEGE and PERSONAL: Earned All-American first team honors from The Poor Man's Guide to the NFL Draft and Kodak... Named the 1-AA Defensive Player of the Year by the NFL Draft Report... Started and played every position on the defensive line as a senior, recording 88 tackles (44 solo) with a league-leading 15 sacks and 24 stops behind the line of scrimmage... Credited with 16 quarterback pressures... Forced nine fumbles and recovered eight others... His 15 sacks were two shy of the school record set by former Giants' standout Harry Carson... Sat out a year under NCAA transfer rules after transferring from Tennessee State... Valuable performer on Tennessee State's defensive line as a sophomore, made 33 tackles (21 solo) with one sack and three tackles for losses... Concentrating on academics his first three years at Cainhoy (Wando, S.C.) High, he did not letter in football until his senior year... Added a letter in basketball his final campaign... Graduated with a degree in Criminal Justice... Served as host at the "Boyz Night Out" program that will mentor 300 middle-school boys in Detroit, Sept. 29-30... He and Tracy Scroggins were spokesmen and judges for the Lions' "Take a Player to School" essay contest... Hosted his own weekly radio show during the season, the proceeds benefited his charitable foundation... He and his wife, Kimberly, have a daughter Morgan Latreese, 2... Born Robert Porcher III (pronounced Poor-SHAY) on 7/30/69 in Wando, South Carolina.

PORCHER'S SINGLE-GAME BESTS

TACKLES: 8 (five times; Last vs. New York Giants 10/27/96)
SACKS: 2 (three times; Last vs. Atlanta 10/6/96)

PORCHER'S DEFENSIVE STATISTICS

Year	Total	TACKLES		Sacks No/Yds	Int's No/Yds	Passes Def.	Fumbles Rec./For.
		Solo	Asst.				
1992 Total	21	11	10	1/8	0/0	1	0/0
1993 Total	47	37	10	8.5/53	0/0	3	0/1
1994 Total	69	47	22	3/22	0/0	8	1/2
1995 Total	51	29	22	5/38	0/0	2	0/1
1996 Total	73	55	18	10/71	0/0	0	1/4
Career Total	261	179	82	27.5/192	0/0	14	2/6



Derek Price

TIGHT END

Iowa 2nd Year
Ht: 6-3 Wt: 240
Born: 8/12/72 (FA in '96)

82

GAMES PLAYED/STARTED: 1996 (13/1) TOTAL: (13/1)

PRO and 1996: Signed by the Lions as an undrafted free agent on April 26, 1996... Earned roster spot with impressive effort in training camp... Capable receiver, needs work on his blocking... Started in place of the injured Pete Metzelaars vs. Green Bay (12/15)... Saw extensive action vs. Minnesota (12/8) after Metzelaars left contest with injury... Made his first NFL catch vs. the Vikings... Played on special teams vs. Seattle (11/17) and at San Diego (11/11)... Saw action in Detroit's short yardage package as the second tight end vs. Kansas City (11/28), at Chicago (11/24), vs. Giants (10/27) and Atlanta (10/6)... Caught three passes for 88 yards, including a 63-yard TD in preseason.

COLLEGE and PERSONAL: Spent senior season as backup to Hawkeye starting tight end Scott Slutzker (Colts' third round pick in '96)... Had four receptions in senior campaign — used primarily as a blocking tight end... Played in Iowa's win over Washington in the Sun Bowl... Redshirted in 1993 after transferring from junior college... Starting tight end at Mesa JC in 1992, earning junior college All-America honors as well as All-Conference selection... Named League MVP.

PRICE'S SINGLE-GAME BESTS

RECEPTIONS: 1 vs. Minnesota 12/8/96
RECEIVING YARDS: 14 vs. Minnesota 12/8/96
TOUCHDOWNS: 0
LONG RECEPTION: 14 vs. Minnesota 12/8/96

PRICE'S OFFENSIVE STATISTICS

Year	Reception	Yards	Avg.	Long	TD's
1996 Total	1	14	14.0	14	0
Career Total	1	14	14.0	14	0



Corey Raymond

CORNERBACK

Louisiana State 6th Year
Ht: 5-11 Wt: 185
Born: 7/28/69 (T in '95)

31

GAMES PLAYED/STARTED: 1992 (16/0); 1993 (16/8) [2/2]; 1994 (16/12); 1995 (16/15) [1/1]; 1996 (13/13) TOTAL: (77/48) [3/3]

PRO: Starter at right cornerback for the past two seasons... Missed three games last season because of a knee sprain, had not missed a game prior to 1996 season... Scored first NFL touch-

down on an interception against Tampa Bay (9/8)... Acquired by Detroit in a trade with Jacksonville in exchange for TE/LB Ty Hallock on May 30, 1995... A special teams standout who started 20 games in three seasons with the New York Giants... The Jaguars secured the rights to Raymond by selecting him with their second pick (third overall after QB Steve Beuerlein and DB Rod Smith) in the Feb. 15 expansion draft... Began his pro career as an undrafted rookie with the Giants. **1996:** Starter at right cornerback... Ranked second on the team with eight passes defended and was seventh overall with 66 tackles... Scored his first career touchdown on a 24-yard interception return vs. Tampa Bay (9/8)... Made a career-high nine tackles at Oakland (10/13)... Missed contest vs. Giants (10/27) and at Green Bay (11/3) because of a sprained knee... Returned to the starting lineup and made seven tackles at San Diego (11/11)... Was inactive vs. Green Bay (12/15) due to knee injury... Started the season finale at San Francisco (12/23), made three tackles. **1995:** Started all but the first game at right cornerback... Posted career highs with six interceptions, 68 tackles and 25 passes defended... Opened the season at nickel back at Pittsburgh, then broke into the starting lineup at Minnesota... Made five tackles and intercepted a pass in the season opener at Pittsburgh (9/3)... Made his first start as a Lion at Minnesota (9/10), made five tackles... Turned in a strong performance vs. San Francisco (9/25), made eight tackles and broke up four passes... Followed that performance with five tackles and two pass defenses vs. Cleveland (10/8)... Collected one of Detroit's three interceptions and made six tackles in the win over Green Bay (10/29)... Recorded his first sack of the season and totaled three tackles at Atlanta (11/5)... Made seven tackles and defended two passes vs. Tampa Bay (11/12)... Intercepted an Erik Kramer pass in the endzone, his third pick of the season, at Chicago (11/19)... Made four tackles and intercepted a pass for the second straight week in the Thanksgiving win over Minnesota (11/23)... Defended two passes and made seven tackles at Houston (12/10)... Recorded his second sack of the season and intercepted a pass vs. Jacksonville (12/17)... Contributed five tackles, an interception and three passes defended in the season finale at Tampa Bay (12/23)... In the playoff game at Philadelphia (12/30) he made three tackles. **1994:** Led the Giants with 11 passes defended after starting 12 games... Started the first seven weeks at right cornerback before moving to left cornerback for five starts for the injured Phillip Sparks... Made 53 tackles to rank sixth on the team... Contributed five tackles on special teams... His lone interception came in the Giants' game against Detroit (10/30). **1993:** Started the last seven games at right cornerback after injuries to Sparks and Perry Williams... Finished with 40 tackles, two interceptions, five passes defended, one forced fumble and four special teams tackles... Made his first NFL start at Buffalo (10/3) in a nickel defense... Got his first interception at Philadelphia (11/21) and second the next week vs. the Cardinals (11/28)... Started both playoff games vs. Minnesota (1/9) and at San Francisco (1/15) and made nine tackles to rank fifth on the team. **1992:** Signed with the Giants May 2... Played in all 16 games as a rookie, finishing with eight tackles and one pass defended and three tackles on special teams.

COLLEGE and PERSONAL: A four-year starter at Louisiana State at both safety and cornerback... As a sophomore, led the secondary in tackles with 82... Intercepted four passes as a junior to lead the team... Lives in his native New Iberia, La.... Attended New Iberia High School, earning All-State honors in football... Was also a record-setting track athlete... Full name is Corey Raymond.

RAYMOND'S DEFENSIVE STATISTICS

Year	Total	TACKLES		Sacks No/Yds	Int's No/Yds	Passes Def.	Fumbles Rec/For.
		Solo	Asst.				
1992 Total (NYG)	8	8	0	3	0/0	1	0/0
1993 Total (NYG)	40	33	7	4	2/11	5	0/1
1994 Total (NYG)	53	47	6	5	1/0	11	0/0
1995 Total	68	59	9	2/13	6/44	25	0/0
1996 Total	66	60	6	0	1/24	8	0/1
Career Total	235	207	28	14/13	10/79	50	0/2
Playoffs	12	11	1	0	0/0	0	0/0



Frank Reich

QUARTERBACK

Maryland 13th Year

Ht: 6-4 Wt: 210

Born: 12/4/61 (FA in '97)

14

GAMES PLAYED/STARTED: 1985 (1/0); 1986 (3/0); 1987 (0/0); 1988 (3/0); 1989 (7/3); 1990 (16/2) [3/0]; 1991 (16/1) [3/0]; 1992 (16/0) [4/2]; 1993 (15/0) [3/0]; 1994 (16/2); 1995 (3/3); 1996 (10/7) **TOTAL:** (106/18) [13/2]

PRO: Signed with the Lions March 6, 1997... Will back up Scott Mitchell... Has proven to be one of the top reserve quarterbacks in the NFL... Joins the Lions after playing for the New York Jets last season and Carolina in 1995... Played his first ten NFL seasons with Buffalo, primarily as Jim Kelly's backup... Has played in 106 games with 18 starts... Has a 5-12 record as a starter in the regular season and is 2-0 in playoff starts... Saw action in all four of the Bills' Super Bowl appearances... While with Carolina in 1995, he completed both the first pass (to Bob Christian) and the first touchdown pass (to current Lions' TE Pete Metzelaars) in franchise history... Has directed the greatest comebacks in both college and pro football history... While at Maryland in 1984, Reich led the Terrapins back from a 31-point deficit vs. a Miami (Fla.) team quarterbacked by Bernie Kosar and directed the Bills' return from a 32-point deficit against Houston in the 1992 NFL playoffs... Drafted by the Bills in the third round in 1985. **1996:** Signed with the Jets as a free agent... Played in nine games with seven starts... Led Jets to their only win of the season, at Arizona... Replaced Neil O'Donnell in the season opener at Denver (9/1)... Completed 4-of-12 passes for 83 yards with one TD against the Broncos... Did not play in the next four games... Replaced the injured O'Donnell vs. Oakland (10/6), completed 15-of-31 passes for 177 yards with one TD and two INT.'s... Started the following week at Jacksonville (10/13), threw for 276 yards and two TDs... Threw three TD passes against his former Buffalo teammates (10/20)... Led team to victory, their only win of the season, at Arizona (10/27), completed 22-of-31 passes for 254 yards with one TD and 2 INT.'s... Threw for 281 yards vs. New England (11/10)... Set a career-high with 352 passing yards at Indiana (11/17), completing 20-of-42 passes with three TDs and four int.'s... In his return to Rich Stadium at Buffalo (11/24), he completed 25-of-51 passes for 2,767 yards with one TD and three INT.'s... Threw a TD pass vs. Houston (12/1) in his seventh straight start... Did not play at New England (12/8) and vs. Philadelphia (12/14)... Saw action in a relief role in the season finale vs. Miami (12/22). **1995:** Started the first three games of the season for Carolina before giving up the starting spot to top draft pick Kerry Collins... Did not play in the remaining 13 games... Threw for 329 yards on 23-of-44 completions with two TDs in the season opener at Atlanta... The 329 yards were the highest total of his career. **1994:** Started two games and played in all 16 for Buffalo... Replaced the injured Jim Kelly vs. Minnesota in Week 14... Made his first start of the season the following week vs. New England, completed 19-of-29 passes for 207 yards with one TD and 2 INT.'s... Started the season finale vs. Indianapolis, completed 26-of-46 passes for 258 yards. **1993:** Named the top backup quarterback in the NFL by the Sporting News... Compiled a passer rating of 103.5 in relief action... Saw action in 15 games... Completed 6-of-10 passes for 42 yards with one TD in leading Bills to 10 fourth quarter points in comeback win over Philadelphia. **1992:** Played in all 16 regular season games and all four playoff games... Directed the greatest comeback in NFL history in leading the Bills to a 41-38 OT win over Houston in AFC Wild Card playoff contest with 32-point second half comeback... Conducted five scoring drives in regulation, throwing TD passes of 38, 26, 18 and 17 yards... Led Bills drive to game-winning field goal in overtime... Named AFC Offensive Player of the Week for his heroics... Started the following week vs. Pittsburgh and led Bills to 24-3 win... Relieved the injured Jim Kelly in Super Bowl XXVII vs. Dallas, completed 18-of-31 passes for 194 yards with one TD and two INT.'s. **1991:** Appeared in all 16 games... Completed 6-of-6 passes with two TDs in relief appearance vs. Indianapolis... Completed his only pass attempt, for 11 yards, in playoff action. **1990:** Made two starts and played in all 16 games... Protected 17-13 second half lead in win over N.Y. Giants... Threw two TD passes vs. Miami

in game that clinched the AFC East title the following week. **1989:** Started three games in seven appearances... Won all three of the games he started... made the first start of his NFL career against the Los Angeles Rams... Completed 21-of-37 passes for 214 yards with two TDs and led two fourth quarter scoring drives in 23-20 win. **1988:** Did not attempt a pass, played in three contests. **1987:** Did not play in any games. **1986:** Saw action in three games... Directed a 92-yard scoring drive in his first possession and completed 7-of-10 passes for 89 yards vs. Indianapolis. **1985:** His only game action consisted of one attempt and completion for 19 yards against the N.Y. Jets... Missed first 13 weeks of the season with Achilles tendon injury.

COLLEGE and PERSONAL: Completed 62.9% of his passes for 2,097 yards in his career at Maryland... Ranked among the top passers in the country as a senior with 63.9 completion percentage... Led Maryland to 28-27 Sun Bowl win over Tennessee... Completed 12-of-15 passes for 260 yards and three TDs en route to orchestrating the greatest comeback in college football history... Brought Terrapins back from a 32-point deficit to a 42-40 win over Miami (Fla.)... Directed six straight scoring drives in the second half of the game... His head coach at Maryland was current Lions' head coach Bobby Ross and one of his Maryland teammates was Lions' center Kevin Glover... Owns Pro Display, a company that makes wooden toys and memorabilia cases, based in Charlotte, N.C.... Also owns a boot shop with Bengals' quarterback Boomer Esiason... Was Esiason's roommate at Maryland... His father, Frank, played football at Penn State... Attended Cedar Crest High School in Lebanon, PA... He and his wife Linda have two daughters, Lia, 6 and Avry, 3.

REICH'S SINGLE-GAME BESTS

- PASSING ATTEMPTS:** 51 at Buffalo 11/24/96
- COMPLETIONS:** 26 vs. Indianapolis 12/24/94
- PASSING YARDS:** 352 at Indianapolis 11/17/96
- PASSING TD's:** 3 (three times; Last at Indianapolis 11/17/96)
- LONG PASS:** 63t vs. Miami 10/29/89
- INTERCEPTIONS:** 4 at Indianapolis 11/17/96

REICH'S OFFENSIVE STATISTICS

Year	PASSING							RUSHING				
	Tot.	Comp.	Yards	Pct.	Long	TD	Int.	No.	Yards	Avg.	Long	TD
1985 (Buf.)	1	1	19	1.000	19	0	0	1	0	0.0	0	0
1986 (Buf.)	19	9	104	47.4	37	0	2	0	0	0.0	0	0
1987 (Buf.)	DID NOT PLAY											
1988 (Buf.)	0	0	0	0.0	0	0	0	0	0	0.0	0	0
1989 (Buf.)	53	87	701	60.9	63t	7	2	9	30	3.3	9	0
1990 (Buf.)	63	36	469	57.1	29	2	0	2	-1	-0.5	0	0
1991 (Buf.)	41	27	305	65.9	29	6	2	13	6	.5	8	0
1992 (Buf.)	47	24	221	51.1	21	0	2	9	-9	-1.0	0	0
1993 (Buf.)	26	16	153	61.5	30t	2	0	6	-6	-1.0	0	0
1994 (Buf.)	93	56	568	60.2	47	1	4	6	3	.5	5	0
1995 (Car.)	84	37	441	44.1	46	2	2	1	3	3.0	3	0
1996 (NYJ)	331	175	2,205	52.9	52t	15	16	18	31	1.7	10	0
Career Total	758	468	5,186	61.7	63t	35	30	65	57	.9	10	0



Ron Rice

SAFETY

Eastern Michigan 3rd Year

Ht: 6-1 Wt: 206

Born: 11/9/72 (FA in '95)

28



GAMES PLAYED/STARTED: 1995 (0/0); 1996 (13/2)
TOTAL: (13/2)

PRO: Has impressive size and speed... His play has improved with experience... Made a big jump from his first year to his second... Can play either safety spot... Originally signed as an undrafted free agent April 24, 1995. **1996:** Saw extensive playing time in the backfield in dime situations and on special teams... Made two starts, the first of his career... Hampered by ankle injury which forced him to miss three games... Notched six tackles and chipped in three stops on special teams to earn the "Prime Predator" award for the Club's top special teams performer vs. Chicago (9/22)... Was held out of contest vs. Atlanta (10/6) because of injury... Made his first career start (in place of the injured Van Malone) and had his best game at Green Bay (11/3) with seven tackles and a pass break-up... Missed contests at San Diego (11/11) and at Chicago (11/24) with an ankle injury... Returned to the lineup and made four tackles vs. Kansas City (11/28)... Started for the second time (in place of the injured Bennie Blades) and contributed five tackles at San Francisco (12/23). **1995:** Had a lot of playing time during '95 preseason at both safety spots... Tallied eight tackles, defended a pass and recovered a fumble in '95 preseason... Waived August 18, but was signed to Lions' Practice Squad on August 29... Spent first eight games of '95 regular season on Practice Squad... Signed to Detroit's 53-man roster on Nov. 1 after placing Ron Hall on Reserve-Injured list... Was inactive for each of Lions' final eight regular season games, and NFC Wild Card playoff game at Philadelphia (12/30).

COLLEGE and PERSONAL: Earned four letters at Eastern Michigan... Played in 40 games with 38 starts... Ended his collegiate career ranked sixth on the school's all-time tackle list with 325 (second on career list with 187 solo tackles)... Intercepted eight passes in his career... Named first team All-Mid-American Conference following his senior year... Played in all 11 games (10 starts) that year... Was second on team with 93 tackles during his senior campaign... Started club's first nine contests as a junior, missing the final two games due to an injury... Started all 11 games as a sophomore - was second on team with 99 tackles and a team-record 10 pass deflections... Returned 10 kickoffs for 231 yards as a sophomore... Led the Mid-American Conference and ranked second in Division 1-A in kickoff returns with 11 for 319 yards (29.0 avg.) in 1991 as a freshman... Saw action in nine games that year, starting eight at safety... Redshirted in 1990... Earned his degree in criminal justice... Played defensive back and quarterback at University of Detroit Jesuit High... Named first team All-Catholic, honorable mention All-Metro and honorable mention All-State by the Detroit Free Press following his senior year... Named first team All-Metro by the Detroit News and special mention Class A All-State by United Press International... Played in Michigan High School All-Star Game... Born 11-9-72.

RICE'S DEFENSIVE STATISTICS

Year	Total	TACKLES		Sacks No/Yds	Int's No/Yds	Passes Def.	Fumbles Rec./For.
		Solo	Asst.				
1995 Total	0	0	0	0/0	0/0	0	0/0
1996 Total	42	30	12	0	0/0	3	0/0
Career Total	42	30	12	0	0/0	3	0/0



Ron Rivers

RUNNING BACK

Fresno State 4th Year

Ht: 5-8 Wt: 205

Born: 11/13/71 (FA in '94)

34

GAMES PLAYED/STARTED: 1994 (0/0); 1995 (16/0) [1/0]; 1996 (15/0) **TOTAL:** (31/0) [1/0]

PRO: Has proven in limited play to be a solid back-up to Barry Sanders... Low center of gravity makes it hard for tacklers to square him up... Powerfully built back with deceptive speed... Has proven to be excellent special teams player, as he was named Lions' Special Teams MVP following '95 season... Signed by the Lions as a free agent in 1994 after being waived by San Diego that year in training camp... Originally signed by Chargers as a rookie free agent in April, 1994. **1996:** Saw brief action in relief role of Sanders late in contest vs. Chicago (9/22), rushing for five yards on three carries... Rushed for 57 yards, two short of his career-high, at Tampa Bay (9/29), as he saw most of his playing time this season... Was inactive vs. Seattle (11/17) due to calf injury sustained at San Diego (11/11)... Returned to action and carried the ball once for nine yards at Chicago (11/24)... Carried the ball once in each of the last five games of the season in addition to seeing action on special teams. **1995:** Stepped to forefront during training camp emerging as Barry Sanders' primary back-up... Gained 73 yards on 18 carries and scored one touchdown in limited action at running back throughout the year... Led squad with 18 special teams tackles en route to being named Detroit's 1995 Special Teams MVP... Also made presence felt in last 12 games of 1995 as one of Lions' deep men on kickoff, recording 19 returns for 420 yards (with a long of 51)... Saw extensive time at running back during preseason, leading club in rushing with 131 yards on 34 carries, including 12 carries for 47 yards at New England (8/4) and 68 yards on 13 rushes vs. Jacksonville (8/10)... Did not run with the ball during games at Pittsburgh (9/3) and at Minnesota (9/10), but did record a special teams tackle in game with Vikings... Made first pro carry vs. Arizona (9/17), gaining two yards and also had two special teams tackles vs. Cardinals... Played on special teams vs. San Francisco (9/25), but did not record a rush or tackle... Carried the ball three times for five yards in relief of Sanders vs. Cleveland (10/8) as well as returning first two kickoffs of his career for 46 yards. Also made two special teams stops vs. Browns... Made two special teams tackles at Green Bay (10/15)... Made one special teams tackle and ran back three kickoffs for 93 yards, including a 51-yarder to begin the game at Washington (10/22)... Returned two kickoffs for 39 yards vs. Green Bay (10/29) and added two special teams tackles... Had two special teams tackles, one forced fumble and averaged 24.0 yards on two kickoff returns at Atlanta (11/5). He also rushed the ball once for five yards against Falcons, replacing Sanders briefly in the first quarter... Returned a kickoff for 30 yards vs. Tampa Bay (11/12)... Posted two special teams stops and returned a kickoff 23 yards at Chicago (11/19)... Was credited with one special teams tackle and had three kickoff returns for 51 yards vs. Minnesota (11/23)... Wound up with one special teams tackle and one kickoff return for 22 yards vs. Chicago (12/4)... Returned two kickoffs for 44 yards at Houston (12/10)... Saw extensive action in the backfield during the second half vs. Jacksonville (12/17), establishing career-highs with 11 carries for 59 yards and the first TD of his career (a two-yard run)... Also vs. Jaguars, he caught the first pass of his career (five yards), returned a kickoff 20 yards and collected two special teams stops... Had two rushing attempts late in the game for four yards, returned a squibbed kickoff for four yards and added a special teams tackle at Tampa Bay (12/23)... Rushed three times for 16 yards and a one-yard TD run in Lions' NFC Wild Card playoff game at Philadelphia (12.30). **1994:** Spent much of the season on Lions' Practice Squad (signed Sept. 21)... Was signed to Detroit's active roster Dec. 22... Designated inactive for Lions' regular season finale at Miami (12/25) and NFC Wild Card playoff game at Green Bay (12/31).

COLLEGE and PERSONAL: Finished his career as Fresno State's career leader in rushing yards (3,743) and all-purpose yards (4,388)... Set Bulldogs' single-season rushing record with 1,477 yards

his senior year... Selected All-American third-team and first-team Western Athletic Conference by the NFL Draft Report following his senior campaign... Recorded eight 100-yard games and scored 14 TDs his senior year as well... Rushed for 1,007 yards and nine touchdowns his junior year... Sophomore All-American second-team choice by the NFL Draft Report and All-Big West first-team selection in 1991... Named first-team All-State running back by California Football Magazine, All-CIF Southern Section and Inland Empire Player of the Year his senior year at San Geronio High School in San Bernardino, Cal.... Was born Ronald Leroy Rivers November 13, 1971 in Elizabeth City, New Jersey... Married, he and wife, Myla, have a daughter, Malia.

RIVERS' SINGLE-GAME BESTS

RUSHING ATTEMPTS:	11 vs. Jacksonville 12/17/95
RUSHING YARDS:	59 vs. Jacksonville 12/17/95
RUSHING TD'S:	1 vs. Jacksonville 12/17/95
LONG RUSH:	26 at Tampa 9/29/96
RECEPTIONS:	1 vs. Jacksonville 12/17/95
RECEIVING YARDS:	5 vs. Jacksonville 12/17/95
LONG RECEPTION:	5 vs. Jacksonville 12/17/95
TOTAL YARDS:	64 vs. Jacksonville 12/17/95
TOTAL TD'S:	1 vs. Jacksonville 12/17/95
KICKOFF RETURNS:	3 at Washington 10/22/95
KICKOFF RETURN YARDS:	93 at Washington 10/22/95
LONG KICKOFF RETURN:	51 at Washington 10/22/95

RIVERS' OFFENSIVE STATISTICS

Year	No.	Yards	RUSHING			KICKOFF RETURNS				
			Avg.	Long	TD	No.	Yards	Avg.	Long	TD
1994 Total	0	0	0.0	0	0	0	0	0.0	0	0
1995 Total	18	73	4.1	19	1	19	420	22.1	51	0
1996 Total	19	86	4.5	26	0	1	8	8.0	8	0
Career Total	37	159	8.6	45	1	20	428	30.1	59	0



Ray Roberts

TACKLE

Virginia 6th Year

Ht: 6-6 Wt: 308

Born: 6/3/69 (UFA in '96)

GAMES PLAYED/STARTED: 1992 (16/16); 1993 (16/16); 1994 (14/14); 1995 (11/0); 1996 (16/16) **TOTAL:** (73/62)

PRO: Physical drive-blocker acquired by Lions to step in as starting left tackle... Signed as a free agent last spring... Started first 46 games of his career for Seattle at left tackle after being selected in the first round of the '92 NFL draft (10th overall pick)... One of league's top young offensive linemen who returned to form after suffering an injury-plagued '95 season. **1996:** Started all 16 games at left tackle... Set tempo for offensive line with his size, strength and aggressiveness in run blocking as line paved the way for Barry Sanders' rushing title... Held his own in pass blocking... Had the unenviable chore of facing opponent's top pass rusher on a weekly basis. **1995:** Was replaced in starting lineup after undergoing arthroscopic ankle surgery on Aug. 2, forcing him to miss training camp and the early part of the season... Was inactive while rehabilitating his ankle for the first five games of the season... Saw brief action at left tackle at Buffalo (10/15), including parts of the Seahawks' first scoring drive... Split time at both right and left tackle the following week vs. San Diego (10/22)... Played on special teams at Arizona (10/29)... Did not start, but alternated series' with

James Atkins at left tackle during the next seven games. **1994:** Started the first 14 games at left tackle before breaking his ankle at Houston (12/11)... Missed the last two contests of '94 on Reserve-Injured list... Designated a transition player on Feb. 15 following the season. **1993:** Started all 16 Seahawks' games at left tackle for second consecutive year... Did not miss an offensive play the entire year... Key component in Seattle's rushing attack which led the AFC with 125.9 yards on the ground per game. **1992:** Stepped in immediately as club's starting left tackle, starting all 16 games... Became the 10th rookie and first offensive lineman in team history to start every game... Was one of six rookies in the NFL to start all of his team's games and the only first-rounder on offense... Played every snap in 13 of 16 games and missed only 38 plays the entire year... Named first-team All-Rookie by College and Pro Football Newsweekly.

COLLEGE and PERSONAL: Four-year letterman and starter at Virginia, starting 39 of the last 40 games of his collegiate career... Unanimous first-team All-Atlantic Coast Conference choice as a senior... Earned first-team All-America honors by Kodak and was a second-team pick by the Associated Press and United Press International... Finalist for the Lombardi and Outland Trophies in 1991, given to the nation's top interior college lineman... First-team All-ACC pick and conference Offensive Lineman of the Year in 1990-91... All-ACC second-team by the Associated Press as a sophomore in 1989... Won the Speed Elliot Award given to the Cavaliers' Most Improved Player... Moved into a starting spot as a redshirt freshman... Was switched to offensive tackle from the defensive line in the spring after redshirting in 1987... Graduated in December, 1991 with a communications degree... Teammate of current Lions Herman Moore and Greg Jeffries while at Virginia... Enjoys listening to music and playing pool and golf in his spare time... Football and basketball letterman at Asheville (N.C.) High School... Involved with "Think First" previously, promoting bicycle safety... Ray and his wife, Beth were married May 8, 1993.



Barry Sanders

RUNNING BACK

Oklahoma State 9th Year

Ht: 5-8 Wt: 200

Born: 7/16/68 (D-1 in '89)

20

GAMES PLAYED/STARTED: 1989 (15/13); 1990 (16/16); 1991 (15/15) [2/2]; 1992 (16/16); 1993 (11/11) [1/1]; 1994 (16/16) [1/1]; 1995 (16/16) [1/1]; 1996 (16/16) **TOTAL:** (121/119) [5/5]

PRO: One of the most electrifying players ever in the NFL, Sanders is a threat to score any time he touches the ball... His assault on the NFL record books continues annually — he already owns or shares virtually every Lions' offensive record conceivable (16 in all)... Now stands in seventh-place on the NFL's all-time rushing list with 11,725 yards... Enters 1997 trailing sixth-place Marcus Allen by only 13 yards (11,738)... Trails all-time NFL leading rusher Walter Payton (16,726) by 4,001 yards following 1996 campaign — would need to average slightly more than 1,250 yards in the next four years to break Payton's mark (Sanders has averaged 1,466 yards per year in his eight pro seasons)... In 1996, became both the first player in NFL history to rush for 1,500 yards in three consecutive years, and rush for 1,000 yards in eight straight seasons (first eight of his career)... Third-fastest player in league history to tally 10,000 career rushing yards (Sanders' 103 games trails only Jim Brown and Eric Dickerson)... Only two NFL players rushed for more yards in their first 100 games than Sanders, Brown (10,833) and Dickerson (10,818)... Sanders captured his first NFL rushing title with 1,304 yards in his second season (1990) and has won subsequent crowns in 1994 (1,883 yards) and 1996 (1,553 yards)... Had seven 100-yard games in 1996, giving him a team-record 54 in his career... Sanders recorded the fourth-highest single season rushing total in NFL history with 1,883 yards in 1994, capturing his second NFL rushing title... He surpassed Billy Sims in 1993 and is the Lions' all-time leading rusher with 10,725 career yards (Sims with 5,106 is second)...

Had a streak of 803 consecutive attempts (703 rushes, 100 receptions) without fumbling the ball to the opponents (his streak was broken Sept. 17 vs. Arizona)... Over the last eight years, he has rushed for more yards (11,725) than any other back in the NFL... Owns the Lions' career records for rushing TDs with 84 and total career TDs with 91... Has been voted the Lions' Offensive MVP by his teammates an unprecedented seven straight years... Sanders (1,548) finished second to Dallas' Emmitt Smith (1,563) in the '91 NFL rushing race... Narrowly missed winning the rushing title in his rookie campaign when he led the NFC in rushing and finished just 10 yards shy of the Chiefs' Christian Okoye, despite 90 fewer carries... Has been named a Pro Bowl starter in each of his eight professional seasons... Vaulted past Hall of Famer Doak Walker (534 points) into third-place on club's all-time scoring list with 546 points... 280 career receptions places him in seventh-place on Lions' all-time list... The third overall selection in the 1989 draft. **1996:** Won third career rushing title in dramatic fashion, cruising for 175 yards in season-ending Monday night game at San Francisco (12/23) — came into game needing 161 yards to surpass Denver's Terrell Davis (1,538 yards)... Finished season with 1,553 yards on the ground, the second-highest seasonal total in his career, trailing only 1994's record-setting 1,883-yard output... Named as starter in Pro Bowl for eighth straight year, in addition to garnering first-team All-Pro honors... Named second team All-Pro by College and Pro Football Newsweekly... Became the first player in NFL history to rush for 1,500 yards in three consecutive years... Eighth-straight 1,000-yard campaign also broke NFL standard, formerly held by Eric Dickerson with seven... Jumped from 10th-place into the seventh-slot on the NFL's all-time rushing list — passed Otis Anderson, O.J. Simpson and John Riggins in '96... Topped the century mark in season's first two games for first time in career — 163 yards in 24 carries at Minnesota (9/1) and 125 yards in 20 carries the following week vs. Tampa Bay (9/8)... After quick two-game start, went six straight games without topping the century mark (longest such skid since 1990)... Did notch first of two multi-TD games at Philadelphia (9/15) with second half scoring runs of eight and one yard... Hottest total during six-game span was 86 yards in 26 carries in game vs. Atlanta (10/6)... Began second half of campaign in fine fashion with 152 yard-effort in 26 carries at Green Bay (11/3) vs. NFL's top-rated defense... Game at Packers also started TD binge of seven scores in six games (first time in career scored in six straight games)... Held to 51 yards rushing at San Diego (11/11), but notched two TD scampers (two and 11 yards); also went over 11,000-yard rushing plateau in outing vs. Chargers... Enjoyed most productive yards per carry day of year vs. Seattle (11/17) with 16 carries for 134 yards (8.4 avg.)... Surpassed 1,000-yard barrier for record eighth time in career with 21-carry, 107-yard effort at Chicago (11/24), including dazzling 22-yard scoring run... Second big game vs. Minnesota of year (12/8) with 134 yards in 20 carries... Ended year with sterling effort vs. 49ers and was named NFL's Miller Lite Player of the Week. **1995:** Named to NFC's starting Pro Bowl squad for the seventh consecutive season... Rushed for 1,500 yards, the third-highest total of his career... Finished with a career-high 48 receptions for 398 yards and one TD... Earned several honors including Associated Press All-Pro, Sports Illustrated's Dr. "Z" All-Pro team, Football Digest All-Pro, College & Pro Football Newsweekly All-Pro, Pro Football Weekly/Pro Football Writers of America All-Pro, Sporting News All-Pro, Tom Jackson's Pro Football Update All-Pro, Football News All-NFC, United Press International All-NFC, All Madden Team, NFC Offensive Player of the Week - Week 6... Rushed for 108 yards on 21 carries in the season opener at Pittsburgh (9/3)... Tied his career-high with nine receptions (for 60 yards) at Minnesota (9/10)... Totaled 147 yards on 24 carries (6.1 yard avg.), including a 47-yard TD run vs. Arizona (9/17)... His streak of 803 consecutive attempts (703 rushes and 100 receptions) without a turnover broken in the fourth quarter against Arizona — his last previous turnover had been Dec. 6, 1992 at Green Bay... Exploded for 157 yards and three TDs vs. Cleveland (10/8), including the longest scoring run of his career, 75 yards... Topped the century mark for the fourth time in six games with 124 yards on 18 attempts at Green Bay (10/15)... Rushed for a season-high 167 yards on 22 carries vs. Green Bay (10/29)... Scored a TD on a 55-yard run on a fake reverse vs. Tampa Bay (11/12)... Scored two TDs and rushed for 120 yards on 24 carries at Chicago, the game in which he went over the 1,000-yard mark for the season, joining Eric Dickerson as the only two backs in NFL history to rush for over 1,000 yards in each of the first seven seasons... Posted his seventh 100-yard game of the season with 138 yards, including a 50-yard TD run, in Thanksgiving win over Minnesota (11/23)... Totaled 90 yards rushing and 93 yards receiving, including his only TD catch of the season, in Monday Night win vs. Chicago (12/4)... Scored a TD and rushed for 54 yards at Houston (12/10), putting him over the 10,000-yard mark for his career, the 10th player in NFL history to accomplish that feat... Rushed for two TDs vs. Jacksonville (12/17), extending his career record to 73... His 48 rushing yards in the season finale at Tampa Bay (12/23) gave him exactly 1,500 yards on the season, the third-highest total of his career... Had 10 carries for 40 yards and caught two passes for 19 yards in playoff contest at Philadelphia (12/30). **1994:** Had the best season of his brilliant career... Named Associated Press Offensive Player of the Year... Set a career-high and Lions' single season rushing record with 1,883 (Breaking his own record of 1,548 yards set in 1991)... His 1,883 yards represent the fourth-highest

single season rushing total in NFL history... Set a Lions' single-game record with 237 yards vs. Tampa Bay... Established a new club record with 40 carries at Dallas... Started his sixth consecutive Pro Bowl... Garnered numerous other honors including NFL Players Association NFC Most Valuable Player, NFL Films NFL Player of the Year, Football Digest Player of the Year, Winner of the 1994 "Espy" Award for NFL Performer of the Year, Lions Offensive MVP, Lions Quarterback Club Offensive MVP, All Madden Team, Sporting News All-Pro, USA Today All-Pro, College and Pro Football Newsweekly All-Pro, Tom Jackson's Pro Football Update All-Pro Team, Football Digest All-Pro, Pro Football Weekly/Pro Football Writers of America All-Pro, Sports Illustrated's Dr. "Z" All-Pro team, Football News All-NFC, United Press International All-NFC, NFC Player-of-the-Month (Oct.), NFL Miller Lite Player-of-the-Week (Week 3) and NFC Offensive Player-of-the-Week (Weeks 3, 10 & 16)... Had ten 100-yard games (to push his club-record career total to 40)... Of the nine rushes over 60 yards in the NFL in 1994, Sanders accounted for six of them... Recorded a career-high 44 receptions... Rushed for 120 yards in 27 carries and caught two passes for seven yards in the season opener vs. Atlanta (9/4)... Surpassed the 7,000-yard mark for his career with 194 yards in a career-high 40 carries at Dallas (his 40 carries set a Lions' record and the most ever against the Cowboys)... His performance earned him NFL Miller Lite Player of the Week and NFC Offensive Player of the Week honors... Posted his third 100-yard game of the season and scored his first two TDs of the season vs. New England (he had a 39-yard TD run which was his longest since Oct. 25, 1992 at Tampa Bay)... One of his TD runs against the Patriots made every highlight reel as he turned one defender around three times... Made the longest run of his career and the second-longest in club history at Tampa Bay (10/2), 85 yards (he lost one of his shoes as he broke through the line and going)... Totaled 166 yards, his third straight 100-yard game, against the Bucs... Broke an 84-yard run vs. Chicago (10/23), the longest run in Silverdome history and the second longest of his career... Rushed for 167 yards in 23 carries against the Bears... Caught a swing pass and broke four tackles for a nine-yard gain to make a first down and keep the drive alive in overtime leading to the game-winning field goal at N.Y. Giants (10/30)... Recorded his sixth 100-yard game of the season with 146 yards, including a 62-yard sprint, against the Giants... Made a season-high eight catches for 51 yards and rushed for 47 yards in 15 carries at Green Bay (11/6)... Set a Lions' record with a career-high 237 rushing yards, with a long run of 69 yards, vs. Tampa Bay (11/13)... Earned NFC Player of the Week Honors for his performance against the Bucs (the second time of the season)... Scored his fourth TD of the season and rushed for 45 yards in 19 carries vs. Buffalo on Thanksgiving Day... Gained 188 yards vs. Green Bay (12/4), to set a new Lions' single-season rushing record, breaking his record of 1,548 set in 1991... Surpassed the 10,000-yard mark in career total yardage against the Packers... Caught his only TD pass of the season at N.Y. Jets (12/10)... Totaled 127 rushing yards, including 87 in the fourth quarter alone, against the Jets... Gained 110 yards, his tenth 100-yard game of the season, vs. Minnesota (12/17)... Scored two rushing TDs, one on a 64-yard run, and led team with four catches for 27 yards against the Vikings... Earned NFC Offensive Player of the Week honors, for the third time of the season, for his effort against Minnesota... Limited to only 52 yards on the ground vs. Miami (12/25), as he fell short in his quest for 2,000 yards... Led team with seven catches for 58 yards against the Dolphins... Held to a career-low -1 yard in 13 rushes and caught three passes for four yards in the playoff game at Green Bay (12/31). **1993:** Before suffering an injured left knee in Detroit's Thanksgiving Day game against Chicago, Sanders was leading the NFL with 1,052 yards (Buffalo's Thurman Thomas was a distant second with 962) and was on pace to rush for a club-record 1,682 yards... The sprained knee forced him to miss the last five games of the regular season, he had only missed two previous games in his career... After five weeks of rest and rehabilitation, Sanders returned with an outstanding performance in the playoff game vs. Green Bay... Voted to start his fifth straight Pro Bowl but did not play due to injury... Was voted the Lions' Quarterback Club Offensive MVP... Rushed 26 times for 90 yards in the season opener vs. Atlanta (9/5), caught two passes for 27 yards... Recorded his first 100-yard game of the season at New England (9/12), with 148 yards in 32 carries... Surpassed the 6,000 yard rushing mark for his career with 90 yards in 22 carries vs. Phoenix (9/26)... Totaled 130 yards and one TD in 22 carries and led team with four catches for 21 yards at Tampa Bay (10/3)... Notched his third 100-yard game of the season with a 101-yard rushing effort vs. Seattle (10/17)... Led team with eight catches for 44 yards and ran for 64 yards in 14 carries, with a season-long run of 42 yards, at Minnesota (10/31)... Posted what was then the second-highest rushing total of his career with 187 yards in 29 carries vs. Tampa Bay (11/7), it was his highest rushing total in the Silverdome... He was named NFL Player of the Week by the PFWA and NFC Offensive Player of the Week for his performance vs. the Bucs... Surpassed the 1,000-yard mark for the fifth time in his five seasons with 75 yards in 17 carries at Green Bay (11/21)... Left the game in the third quarter with a knee injury vs. Chicago (11/25), rushed for 63 yards in 16 carries and caught three passes for 11 yards before he was injured... Was inactive for the final five games of the regular season... Started the Playoff game vs. Green Bay (1/8) and turned in a dazzling performance with 169 yards

in 27 carries with a long run of 44 yards. **1992:** Started his fourth consecutive Pro Bowl... Earned All-NFC honors from UPI, Football News, Pro Football Weekly... Named to the All-Madden Team... Named All-Pro second team by Associated Press, N.E.A. and College and Pro Football Newsweekly... Finished second in the NFC and fourth in the NFL with 1,352 yards... Rushed for 109 yards in 19 carries, including a dazzling 43-yard touchdown run, in the season opener at Chicago (9/6)... Rushed for 122 yards in 21 carries and scored a season-high two TD's, one on a 55-yard sprint, his longest run of the season at Tampa Bay (10/25)... Went over the 5,000-yard mark for his career with 94 rushing yards in 24 carries, ran for one touchdown and caught three passes for 23 yards at Pittsburgh (11/15)... Topped his season-high with 151 yards rushing and took over the Lions' career rushing lead at Cincinnati (11/22)... Made his first touchdown reception of the season and ran for another TD vs. Houston (11/26)... Recorded 114 yards in 16 carries, which put him over the 1,000-yard mark for the season, caught three passes for 20 yards and attempted the first pass of his career which fell incomplete... Totaled 113 yards in 20 carries with one touchdown and recorded the longest reception of his career, 48 yards vs. Chicago (12/20)... Tallied 104 yards in 19 carries, his seventh 100-yard game of the season and caught one pass for four yards at San Francisco (12/28). **1991:** Captured consensus All-Pro honors (AP, UPI, PFWA, Pro Football Weekly, Sporting News, College & Pro Football Weekly, Football Digest, Sports Illustrated's Dr. "Z" Team, Football News and the All-Madden Team)... NFL Players Association NFC Most Valuable Player... Football Digest's "Player of the Year"... Recipient of the Maxwell Football Club's Pro Player of the Year Award... Made his third consecutive start in the Pro-Bowl... 1991 NFL Touchdown Leader (17) and second in league rushing with a club-record 1,548 yards... Led Detroit in scoring for the second straight year... Became the first non-kicker in Lions history to score 100-plus points in a season (102)... His only pre-season action came at Kansas City (8/17) where he sustained a rib injury... That injury kept him on sidelines for Detroit's season-opener at Washington... Rushed a career-high 32 times for 143 yards in win over Miami (9/15), his performance marked by a second-effort three-yarder on 3rd-and-2 to ice the victory... Picked up 179 yards on 30 tries at Indianapolis (9/22), including TD runs of two and 23 yards... Carried the ball 27 times for 160 yards with a career-long 69-yard TD run versus the Bucs (9/29)... Named the NFC's Offensive Player of the Month for September... Ran for 116 yards and caught a career-high nine passes for 76 yards against the Vikings (10/6), scoring the winning TD on a 15-yard scamper with 36 seconds left (had 69 yards on 10 carries in the fourth quarter as Detroit scored three TDs in final 8 minutes to win)... In win at Minnesota (11/24), rushed for a Detroit-record 220 yards and four TDs, earning NFC Offensive Player of the Week honors... Scored a pair of touchdowns in win over the Jets (12/8)... Posted his team-record eighth 100-yard game of the season with 108 yards and a TD on 26 carries at Buffalo (12/22) as he tied Billy Sims' career TD record with his 47th... Had 69 yards on just 12 carries in the divisional playoff contest as Dallas (1/5) keyed on the All-Pro back, but managed a game-breaking 47-yard TD dash in the fourth quarter... Picked up 44 yards on 11 attempts and caught four passes for 15 yards in the NFC title clash at Washington (1/12). **1990:** Everybody's All-Pro — AP, UPI, PFWA, Pro Football Weekly, Sporting News, College & Pro Football Weekly, Sports Illustrated's Dr. "Z" Team, and Football News... Earned his second straight appearance as a Pro Bowl starter... Claimed the NFL rushing title with 1,304 yards on 255 carries (5.1 yard average with 13 TDs)... Became the first Lion to win that title since Byron "Whizzer" White led the league with 514 yards in 1940... Named the Lions' Offensive MVP, Sanders tied the club record for most TDs in a season (16) and, with 96 points, became the first non-kicker to lead Detroit in scoring since Mel Farr and Bill Gambrell each tallied 42 points in 1968... Keyed Detroit's 34-27 win at Minnesota with 82 yards on 15 carries, rushed for one TD and caught the first touchdown pass of his pro career, a 22-yarder from Bob Gagliano... Posted his first 100-yard receiving day with five grabs for 135 yards, and also rushed for 90 yards on 16 carries (5.6 average) and one TD at Kansas City (10/14)... His 225 all-purpose yards tied his career-high... Exploded on Thanksgiving Day against the Broncos (11/22), sprinting for 147 yards on 23 carries (a 6.4 average) with a seven-yard TD, and also caught three passes including a 35-yard TD catch and run... Selected as the Miller Lite Player-of-the-Week for his performance vs. Denver... On Monday Night against the Raiders (12/10), went over the 1,000-yard barrier with a 176-yard effort on 25 carries, scoring on each of Detroit's first two drives... As a result, he was selected the NFC Offensive Player of the Week for the first time in his career... Ran for 135 yards on 19 carries on a frozen turf and scored the game-winning TD on a six-yard run with 3:55 remaining to deal Green Bay a 24-17 defeat (12/22)... His 23 yards on nine carries in the finale at Seattle (12/30) gave Sanders his first NFL rushing title. **1989:** Sanders re-wrote the Lions' rushing record book in his rookie season: His 1,470 yards eclipsed the club's single-season rushing mark and the rookie mark previously held by Billy Sims while his 14 rushing touchdowns established a new Detroit record... The consensus Rookie of the Year... Outstanding season culminated with a trip to the Pro Bowl... Returned five kickoffs for 118 yards (23.6 avg.)... Signed a contract on Sept. 8th... Two days later in the season opener vs. Phoenix (9/10), Sanders electrified the Silverdome with his third quar-

ter entrance on an 18-yard dash on his first NFL carry... Running a variation of one play, he finished the day with 71 yards and one TD on nine carries (7.9 avg.)... The following week at Giants Stadium, Sanders gained 57 yards on 12 carries and one TD vs. New York (9/17)... He also exploded for 96 yards on six receptions... Cracked the 100-yard barrier for the first time vs. Chicago (9/24) with a 126-yard, one TD-performance in just over two quarters of play (108 yards on 14 carries in the first half)... It was the first time a Lion rushed for 100 yards since Garry James ripped Green Bay (10/12/86) for 140 yards... Left the Chicago game in the third quarter with a hip-pointer... Severely hampered by the hip pointer, rushed for only one yard on five carries vs. Pittsburgh (10/1) and left the contest in the second quarter... Although not 100% (from hip pointer), he bounced back with 99 yards rushing on 23 carries at Minnesota (10/8)... His performance prompted Vikes' Coach Jerry Burns to ask officials to inspect Sanders' jersey to determine if it was slickened with silicon spray... De-activated the following week at Tampa (10-15) due to the lingering hip-pointer... In the return bout with Minnesota (10/22), the Vikings assigned two players to "shadow" Sanders as he rushed for 59 yards on 15 carries... Made his debut as a kickoff returner vs. the Vikings and returned his first kickoff 45 yards, but was nullified due to a penalty... Dazzled the Packers in Milwaukee (10/29) with 184 yards on 30 carries (123 yards on 19 carries in the first half) and also returned two kickoffs for 41 yards... Scored the game-deciding TD vs. Green Bay (11/12) in a 41-yard all-Barry Sanders drive, including a one-handed 20-yard reception on a third-and-five situation from the Green Bay 25-yard line... Shattered the 1,000-yard barrier with a 145-yard performance on 28 carries on Turkey Day (11/23) in a 13-10 victory over Cleveland (11/23)... Became the first Lion to reach 1,000 yards since Sims in '83... Propelled Detroit to a 27-17 victory at Chicago (12/10) with 120 yards and two TDs on 26 carries... Returned two kickoffs for 59 yards, including a long of 43 yards where he was pushed out of bounds by Bear kicker Kevin Butler to save a potential TD return... Earned numerous All-Star honors at the conclusion of the season: Associated Press All-Pro team, College and Pro Football Newsweekly NFL All-Pro team, Pro Football Writers Association All-Pro team, Football Digest All-Pro team, The Sporting News All-Pro team, Pro Football Weekly All-NFL, Pro Football Weekly Offensive Rookie of the Year, AP Offensive Rookie of the Year, Sports Illustrated's "Z" team Rookie of the Year, United Press International NFC Rookie of the Year, The Sporting News Rookie of the Year, NFL Films Rookie of the Year, College and Pro Football Newsweekly Offensive Rookie of the Year, PFWA Rookie of the Year, Football Digest Offensive Rookie of the Year, Football News All-NFC team, UPI All-NFC team, Lions' Offensive MVP and the Lions' Quarterback Club Offensive MVP.

COLLEGE and PERSONAL: The winner of the Heisman Trophy his junior and final season at Oklahoma State, Sanders established 13 NCAA season records... He owns the Cowboys' school record for TDs with 56... Oklahoma State's third all-time leading rusher with 3,797... He lettered twice in football and basketball at North (Wichita) HS... His "P.A.Y.-By-Play" program benefits Oakland County (Mich.) Special Olympics as fans donate a penny for each yard he gains... During the 1992 season the program raised \$15,143.03... Donated \$200,000 to Paradise Baptist Church in Wichita... His photo was reproduced 15-stories high on the side of a Downtown Detroit building in a Nike ad... Appeared on the "Late Show" with David Letterman in January, 1995... Maintains year-round residence in Michigan... Has a son, Barry James, 2... His full name is Barry Sanders.

SANDERS' SINGLE-GAME BESTS

RUSHING ATTEMPTS:	40 at Dallas 9/19/94
RUSHING YARDS:	237 yards vs. Tampa Bay 11/13/94
RUSHING TD'S:	4 at Minnesota 11/24/91
LONG RUSH:	85 at Tampa Bay 10/2/94
RECEPTIONS:	9 (twice, Last at Minnesota 9/10/95)
RECEIVING YARDS:	135 at Kansas City 10/14/90
RECEIVING TD'S:	1 (six times; Last vs. Chicago 12/4/95)
LONG RECEPTION:	48 vs. Chicago 12/20/92
TOTAL YARDS:	253 yards vs. Tampa Bay 11/13/94
TOTAL TD'S:	4 at Minnesota 11/24/91

SANDERS' OFFENSIVE STATISTICS

Year	No.	Yards	RUSHING			No.	Yards	RECEIVING		
			Avg.	Long	TD			Avg.	Long	TD
1989 Total	280	1,470	5.3	34	14	24	282	11.8	46	0
1990 Total	255	1,304	5.1	45t	13	35	462	13.3	47t	3
1991 Total	342	1,548	4.5	69t	16	41	307	7.5	34	1
1992 Total	312	1,352	4.3	55t	9	29	225	7.8	48	1
1993 Total	243	1,115	4.6	42	3	36	205	5.7	17	0

1994 Total	331	1,883	5.7	85	7	44	283	6.4	22	1
1995 Total	314	1,500	4.8	75t	11	48	398	8.3	40	1
1996 Total	307	1,553	5.1	54t	11	24	147	6.1	28	0
Career Total	2,384	11,725	4.9	85	84	281	2309	8.2	48	7

SANDERS' GAME-BY-GAME OFFENSIVE STATISTICS
1989 SEASON

Date	Team	Score	RUSHING					RECEIVING					TD	Cum Yds.	Total TDs	
			Att.	Yds.	Avg.	Long	TD	Rec.	Yds.	Avg.	Long					
9/10	Phoe*	W 16-13	9	71	7.9	26	1	0	0	0	0	0	0	0	71	1
9/17	NYG	L 24-14	12	57	4.8	14	1	6	96	16.0	27	0	0	153	1	
9/24	Chi*	L 47-27	18	126	7.0	28	1	1	10	10.0	10	0	0	136	1	
10/1	Pitt*	L 23-3	5	1	0.2	4	0	2	11	5.5	10	0	0	12	0	
10/8	Minn	L 24-17	23	99	4.3	18	0	2	30	15.0	30	0	0	129	0	
10/15	TB	W 17-16	DID NOT PLAY													
10/22	Minn*	W 20-7	15	59	3.9	21	0	1	9	9.0	9	0	0	68	0	
10/29	GB	L 23-20/OT	30	184	6.1	31	0	0	0	0	0	0	0	184	0	
11/5	Hou	L 35-31	19	91	4.8	17	2	1	-	-3.0	-3	0	0	88	2	
11/12	GB*	W 31-22	16	69	4.3	15	1	1	20	20.0	20	0	0	89	1	
11/19	Cin	L 41-7	18	114	6.3	29	1	1	6	6.0	6	0	0	120	1	
11/23	Cle*	W 13-10	28	145	5.2	23	0	2	44	22.0	46	0	0	189	0	
12/3	N.O.*	W 21-14	20	72	3.6	27	1	2	9	4.5	12	0	0	81	1	
12/10	Chi	W 27-17	26	120	4.6	30	2	3	39	13.0	19	0	0	159	2	
12/17	TB*	W 33-7	21	104	5.0	34	1	1	8	8.0	8	0	0	112	1	
12/24	Atl	W 31-24	20	158	7.9	25t	3	1	3	3.0	3	0	0	161	3	
Total	15 Games		280	1,470	5.3	34	14	24	282	11.8	46	0	0	1,752#	14	

(# Totals do not include 118 yards on 5 kickoff returns, long return of 43.)

1990 SEASON

Date	Team	Score	RUSHING					RECEIVING					TD	Cum Yds.	Total TDs
			Att.	Yds.	Avg.	Long	TD	Rec.	Yds.	Avg.	Long				
9/9	TB*	L 38-21	14	79	5.6	24	1	0	0	0.0	0	0	0	79	1
9/16	Atl*	W 21-14	18	55	3.1	17t	1	0	0	0.0	0	0	0	55	1
9/23	TB	L 23-20	15	52	3.5	18	0	2	24	12.0	14	0	0	76	0
9/30	GB*	L 24-21	20	94	4.7	18	1	1	11	11.0	11	0	0	105	1
10/7	Minn	W 34-27	15	82	5.5	21	1	3	42	14.0	22t	1	1	124	2
10/14	KC	L 43-24	16	90	5.6	13t	1	5	135	27.0	47t	1	1	225	2
10/28	NO	W 27-10	12	10	0.8	13	1	5	72	14.4	27	0	0	82	1
11/4	Wash*	L 41-38/OT	11	104	9.5	45t	1	0	0	0.0	0	0	0	104	1
11/11	Minn*	L 17-7	12	62	5.2	16	0	3	18	6.0	8	0	0	80	0
11/18	NYG	L 20-0	11	69	6.3	17	0	2	10	5.0	5	0	0	79	0
11/22	Den*	W 40-27	23	147	6.4	23	1	3	30	10.0	35t	1	1	177	2
12/2	Chi	L 23-17/OT	17	61	3.6	17	0	2	32	16.0	29	0	0	93	0
12/10	Raid*	L 38-31	25	176	7.0	35t	2	3	16	5.3	14	0	0	192	2
12/16	Chi*	W 38-21	18	67	3.7	18	1	2	26	13.0	18	0	0	93	1
12/22	GB	W 24-17	19	133	7.0	37	1	4	49	12.3	21	0	0	164	1
12/30	Sea	L 30-10	9	23	2.6	16	1	1	15	15.0	15	0	0	38	1
Total	16 Games		255	1,304	5.1	45t	13	36	480	13.3	47t	3	3	1,766	16

1991 SEASON

Date	Team	Score	RUSHING					RECEIVING					TD	Cum Yds.	Total TDs
			Att.	Yds.	Avg.	Long	TD	Rec.	Yds.	Avg.	Long				
9/1	Wash	L 45-0	DID NOT PLAY												
9/8	GB*	W 25-14	18	42	2.3	7	1	2	0	0.0	6	0	0	42	1
9/15	Mia*	W 17-13	32	143	4.5	14	0	1	14	14.0	14	0	0	157	0
9/22	Ind	W 24-3	30	179	5.9	42	2	3	10	3.3	12	0	0	189	2
9/29	TB*	W 31-3	27	160	5.9	69t	3	2	2	1.0	1	0	0	162	3
10/6	Minn*	W 24-20	25	116	4.6	15t	1	9	76	8.4	22	0	0	192	1
10/20	SF	L 35-3	7	26	3.7	16	0	0	0	0	0	0	0	26	0
10/27	Dal*	W 34-10	21	55	2.6	16	0	2	21	10.5	11	1	1	76	1
11/3	Chi	L 20-10	18	63	3.5	12	0	2	14	7.0	14	0	0	77	0
11/10	TB	L 30-21	23	118	5.1	40	2	6	36	6.0	11	0	0	154	2
11/17	Rams	*W 21-10	26	57	2.2	25	0	1	5	5.0	5	0	0	62	0

11/24	Minn	W 34-14	23	220	9.6	45t	4	4	31	7.8	31	0	251	4
11/28	Chi*	W 16-6	19	62	3.3	11	0	0	0	0	0	0	62	0
12/8	NYJ*	W 34-20	20	114	5.7	51t	2	4	32	8.0	20	0	146	2
12/15	GB	W 21-17	27	85	3.1	26	0	2	13	6.5	17	0	98	0
12/22	Buff	W 17-14/OT	26	108	4.2	20	1	3	53	17.7	34	0	161	1
Total	15 Games		342	1,548	4.5	69t	16	41	307	7.5	34	1	1,855	17

1992 SEASON

Date	Team	Score	RUSHING				RECEIVING				Cum TD	Total Yds.	TDs	
			Att.	Yds.	Avg.	Long	TD	Rec.	Yds.	Avg.				Long
9/6	Chi	L 24-27	19	109	5.7	43t	1	0	0	0	0	0	109	1
9/13	Minn*	W 31-17	26	66	2.5	11	0	2	14	7.0	12	0	80	0
9/20	Was	L 10-13	14	34	2.4	9	0	4	23	5.8	9	0	57	0
9/27	TB*	L 23-27	20	70	3.5	13	0	1	4	4.0	4	0	74	0
10/4	N.O.*	L 7-13	9	36	4.0	15	0	0	0	0	0	0	36	0
10/15	Minn	L 14-31	16	52	3.3	11	1	2	18	9.0	10	0	70	1
10/25	TB	W 38-7	21	122	5.8	55t	2	1	5	5.0	5	0	127	2
11/1	GB*	L 13-27	12	38	3.2	9	0	5	30	6.0	9	0	68	0
11/8	Dal*	L 3-37	18	108	6.0	15	0	1	3	3.0	3	0	111	0
11/15	Pitt	L 14-17	21	94	4.5	44	1	3	23	7.7	11	0	117	1
11/22	Cin	W 19-13	29	151	5.2	27	1	1	3	3.0	3	0	154	1
11/26	Hou*	L 21-24	22	54	2.5	9	1	2	12	6.0	8t	1	66	2
12/6	GB	L 10-38	16	114	7.1	26	0	3	20	6.7	12	0	134	0
12/13	Cle*	W 24-14	30	87	2.9	14t	1	2	18	9.0	10	0	105	1
12/20	Chi*	W 16-3	20	113	5.7	34	1	1	48	48.0	48	0	161	1
12/28	SF	L 6-24	19	104	5.5	24	0	1	4	4.0	4	0	108	0
Total	16 Games		312	1,352	4.3	55t	9	29	225	7.8	48	1	1,577	10

1993 SEASON

Date	Team	Score	RUSHING				RECEIVING				Cum TD	Total Yds.	TDs	
			Att.	Yds.	Avg.	Long	TD	Rec.	Yds.	Avg.				Long
9/5	Atl*	W 30-13	26	90	3.5	26t	1	2	27	13.5	14	0	117	1
9/12	NE	W 19-16	32	148	4.6	35	0	2	15	7.5	14	0	163	0
9/19	NO	L 3-14	16	76	4.8	25	0	5	25	5.0	7	0	101	0
9/26	Phoe*	W 26-20	23	90	3.9	21	0	2	4	2.0	4	0	94	0
10/3	TB	L 10-27	22	130	5.9	21	1	4	21	5.3	8	0	151	1
10/17	Sea*	W 30-10	22	101	4.6	29	0	2	24	12.0	17	0	125	0
10/24	Rams	W 16-13	26	91	3.5	17	1	4	25	6.3	13	0	116	1
10/31	Min	W 30-27	14	64	4.6	42	0	8	44	5.5	9	0	108	0
11/7	TB*	W 23-0	29	187	6.4	28	0	2	2	1.0	4	0	189	0
11/21	GB	L 17-26	17	75	4.4	19	0	2	8	4.0	4	0	83	0
11/25	Chi*	L 6-10	16	63	3.9	11	0	3	10	3.3	5	0	68	0
12/5	Min*	L 0-13												
12/12	Phoe	W 21-14												
12/19	SF*	L 17-55												
12/26	Chi	W 20-14												
1/2	GB*	W 30-20												
Total	11 Games		243	1,115	4.6	42	3	36	205	5.7	17	0	1,320	3

1994 SEASON

Date	Team	Score	RUSHING				RECEIVING				Cum TD	Total Yds.	TDs	
			Att.	Yds.	Avg.	Long	TD	Rec.	Yds.	Avg.				Long
9/4	Atl*	W 31-28	27	120	4.4	18	0	2	7	3.5	5	0	127	0
9/11	Min	L 3-10	12	16	1.3	8	0	4	22	5.5	12	0	38	0
9/19	Dal	W 20-17	40	194	4.9	28	0	0	0	0.0	0	0	194	0
9/25	NE*	L 17-23	18	131	7.3	39t	2	2	14	7.0	10	0	145	2
10/2	TB	L 14-24	20	166	8.3	85	0	2	10	5.0	13	0	176	0
10/9	SF*	L 21-27	22	95	4.3	11	1	3	16	5.3	9	0	111	1
10/23	Chi*	W 21-16	23	167	7.3	84	0	1	4	4.0	4	0	171	0
10/30	NYG	W 28-25	26	146	5.6	62	0	2	22	11.0	13	0	168	0
11/6	GB	L 30-38	15	47	3.1	20	0	8	51	6.4	13	0	98	0
11/13	TB*	W 14-9	26	237	9.1	69	0	1	16	16.0	16	0	253	0
11/20	Chi	L 10-20	11	42	3.8	18	0	2	6	3.0	4	0	48	0

11/24	Bul*	W 35-21	19	45	2.4	12	1	0	0	0.0	0	0	45	1
12/4	GB*	W 34-31	20	188	9.4	63	1	3	17	5.7	12	0	205	1
12/10	NYJ	W 18-7	23	127	5.5	29	0	3	13	4.3	7	1	140	1
12/17	Min*	W 41-19	17	110	6.5	64	2	4	27	6.8	18	0	137	2
12/25	Mia	L 20-27	12	52	4.3	17	0	7	58	8.1	22	0	110	0
Total	16 Games		331	1,883	5.7	85	7	44	283	6.4	22	1	2,166	8

1995 SEASON

Date	Team	Score	RUSHING				RECEIVING				Cum TD	Total Yds.	Tds	
			Att.	Yds.	Avg.	Long	TD	Rec.	Yds.	Avg.				Long
9/3	Pit	L, 20-23	21	108	5.1	44	0	2	6	3.0	8	0	114	0
9/10	Min	L, 10-20	13	35	2.7	12	0	9	60	6.7	13	0	95	0
9/17	Ariz*	L, 17-20	24	147	6.1	47t	1	4	36	9.0	14	0	183	1
9/25	SF*	W, 27-24	17	24	1.4	7	0	3	18	6.0	7	0	42	0
10/8	Cle*	W, 38-20	18	157	8.7	75t	3	4	27	6.8	14	0	184	3
10/15	GB	L, 21-30	18	124	6.9	30	0	0	0	0.0	0	0	124	0
10/22	Was	L, 30-36	20	76	3.8	15	0	2	4	2.0	6	0	80	0
10/29	GB*	W, 24-16	22	167	7.6	37	0	3	31	10.3	20	0	198	0
11/5	Atl	L, 22-34	12	44	3.7	25	0	4	23	5.8	11	0	67	0
11/12	TB*	W, 27-24	19	92	4.8	55t	1	1	14	14.0	14	0	106	1
11/19	Chi	W, 24-17	24	120	5.0	29t	2	2	6	3.0	6	0	126	2
11/23	Min*	W, 44-38	24	138	5.8	53	1	0	0	0.0	0	0	138	1
12/4	Chi*	W, 27-7	23	90	3.9	14	0	6	93	15.5	40	1	183	1
12/10	Hou	W, 24-17	19	54	2.8	12	1	2	33	16.5	24	0	87	1
12/17	Jac*	W, 44-0	22	76	3.5	23	2	1	8	8.0	8	0	84	2
12/23	TB	W, 37-10	18	48	2.7	14	0	5	39	7.8	15	0	87	0
Total	16 Games		314	1,500	4.8	75t	11	48	398	8.3	40	1	1,898	12

1996 SEASON

Date	Team	Score	RUSHING				RECEIVING				Cum TD	Total Yds.	Tds	
			Att.	Yds.	Avg.	Long	TD	Rec.	Yds.	Avg.				Long
9/1	Min	L, 13-17	24	163	6.8	25	0	1	28	28.0	28	0	191	0
9/8	TB*	W, 21-6	20	125	6.3	54t	1	3	13	4.3	9	0	138	1
9/15	Phil	L, 17-24	16	49	3.1	13	2	1	10	10.0	10	0	59	2
9/22	Chi*	W, 35-16	19	66	3.5	30	0	1	4	4.0	4	0	70	0
9/29	TB	W, 27-0	15	73	4.9	18	0	2	17	8.5	14	0	90	0
10/6	Atl*	W, 28-24	26	86	3.3	11	0	3	13	4.3	9	0	99	0
10/13	Oak	L, 21-37	9	36	4.0	14	0	2	16	8.0	12	0	52	0
10/27	NYG	L, 7-35	16	47	2.9	13	0	3	20	6.7	15	0	67	0
11/3	GB	L, 18-28	20	152	7.6	35	1	1	-1	-1.0	-1	0	151	1
11/11	SD	L, 21-27	16	51	3.2	11	2	1	7	7.0	7	0	58	2
11/17	Sea*	W, 17-16	16	134	8.4	40	1	3	12	4.0	6	0	146	1
11/24	Chi	L, 14, 31	21	107	5.1	22t	1	1	6	6.0	6	0	113	1
11/28	KC*	L, 24-28	20	77	3.9	41	1	0	0	0.0	0	0	77	1
12/8	Min*	L, 22-24	20	134	6.7	38	1	0	0	0.0	0	0	134	1
12/15	GB*	L, 3-31	21	78	3.7	12	0	1	-2	-2.0	-2	0	76	0
12/23	SF	L, 14-24	28	175	6.3	54t	1	1	4	4.0	4	0	179	1
Total	16 Games		307	1,553	5.1	54t	11	24	147	6.1	28	0	1,700	11
Career	121 Games		2,384	11,725	4.9	85	84	281	2,309	8.2	48	7	14,034	91

PLAYOFF GAMES

Date	Team	Score	RUSHING				RECEIVING				Cum TD	Total Yds.	Tds	
			Att.	Yds.	Avg.	Long	TD	Rec.	Yds.	Avg.				Long
1/5/92	Dal*	W, 38-6	12	69	5.8	47t	1	5	30	6.0	9	0	99	1
1/12/92	Wash	L, 41-10	11	44	4.0	23	0	4	15	3.8	10	0	59	0
1/8/94	GB*	L, 24-28	27	169	6.3	44	0	2	0	0.0	3	0	169	0
12/31/94	GB	L, 12-16	13	-1	-1	7	0	3	4	1.3	3	0	3	0
12/30/95	Phi	L, 37-58	10	40	4.0	9	0	2	19	9.5	11	0	59	0
Total	5 Games		73	321	4.4	47t	1	16	68	4.3	11	0	369	1

* Indicates home game

SANDERS' TOTAL YARDAGE

Year	Games/Starts	Rushing	Receiving	Returns	Total	Per Game
1989	15/13	1,470	282	118	1,870	124.7
1990	16/16	1,304	462	0	1,784	111.5
1991	15/15	1,548	307	0	1,855	123.7
1992	16/16	1,352	225	0	1,577	98.6
1993	11/11	1,115	205	0	1,320	120.0
1994	16/16	1,883	283	0	2,166	135.4
1995	16/16	1,500	398	0	1,898	118.6
1996	16/16	1,553	147	0	1,700	106.3
Total	121/119	11,725	2,309	118	14,152	117.0
Playoffs	5/5	321	68	0	389	77.8

SANDERS' STATS WHEN THE LIONS PLAY...

														Comb. Total	
LOCATION	G	Car.	Yds	Avg.	Avg/G	Lg	TD	Rec	Yds	Avg.	Avg/G	Lg	TD	Yds	TDs
Home	60	1,215	5,888	4.8	98.1	84	42	119	936	7.9	15.6	48	4	6,824	46
Away	61	1,169	5,837	5.0	95.7	85	42	162	1,373	8.5	22.5	47	3	7,210	45

														Comb. Total	
FIELD	G	Car.	Yds	Avg.	Avg/G	Lg	TD	Rec	Yds	Avg.	Avg/G	Lg	TD	Yds	TDs
Art. Turf	86	1,711	8,309	4.9	96.6	84	62	201	1,752	8.7	20.4	48	7	10,061	69
Grass	35	673	3,416	5.1	97.6	85	22	80	557	7.0	15.9	29	0	3,973	22

														Comb. Total	
STADIUM	G	Car.	Yds	Avg.	Avg/G	Lg	TD	Rec	Yds	Avg.	Avg/G	Lg	TD	Yds	TDs
Indoors	74	1,452	7,002	4.8	94.6	84	54	174	1,375	7.9	18.6	48	5	8,377	59
Outdoors	47	932	4,723	5.1	100.5	85	30	107	934	8.7	19.9	47	2	5,657	25

BARRY SANDERS IN PRIME TIME GAMES

Date	TV	Team	Score	Att.	RUSHING				RECEIVING				Cum Tot.		
					Yds.	Avg.	Long	TD	Rec.	Yds.	Long	TD	Yds.	TDs	
9/23/90	TNT	TB	L, 20-23	15	52	3.5	18	0	2	24	12.0	14	0	76	0
12/10/90	ABC	Raid*	L, 31-38	25	176	7.0	35t	2	3	16	5.3	14	0	192	2
12/16/90	ESPN	Chi*	W, 38-21	18	67	3.7	18	1	2	26	13.0	18	0	93	1
10/15/92	TNT	Min	L, 14-31	16	52	3.3	11	1	2	18	9.0	10	0	70	1
12/28/92	ABC	SF	L, 6-24	19	104	5.5	24	0	1	4	4.0	4	0	108	0
10/31/93	TNT	Min	W, 30-27	14	64	4.6	42	0	8	44	5.5	9	0	108	0
9/19/94	ABC	Dal	W, 20-17	40	194	4.9	28	0	0	0	0.0	0	0	194	0
11/13/94	ESPN	TB*	W, 14-9	26	237	9.1	69	0	1	16	16.0	16	0	253	0
12/25/94	ESPN	Mia	L, 20-27	12	52	4.3	17	0	7	58	8.1	22	0	110	0
9/25/95	ABC	SF*	W, 27-24	17	24	1.4	7	0	3	18	6.0	7	0	42	0
12/4/95	ABC	Chi*	W, 27-7	23	90	3.9	14	0	6	93	15.5	40	1	183	1
11/11/96	ABC	SD	L, 21-27	16	51	3.2	11	2	1	7	7.0	7	0	58	2
12/8/96	ESPN	Min*	L, 22-24	20	134	6.7	38	1	0	0	0.0	0	0	0	1
12/23/96	ABC	SF	L, 14-24	28	175	6.3	54t	1	1	4	4.0	4	0	179	1
Total		14 Games		289	1,472	5.1	69	8	37	328	8.9	40	1	1,666	9

Rushing Avg. Per Prime Time Game: 20.6 attempts, 105.1 yards
 Receiving Avg. Per Prime Time Game: 2.6 receptions, 23.4 yards
 Total Yards Avg. Per Prime Time Game: 119.0 total yards

BARRY SANDERS' MOTOWN RECORDS

Game Records		Total TDs	91
Rushing Attempts (at Dall., 9/19/94)	40	100-Yard Games	54
Rushing Yards (vs. T.B., 11/13/94)	237	1,000-Yard Seasons	8
Rushing TDs (at Minn., 11/24/91)	4*		
Points (at Minn., 11/24/91)	24*	Season Records	
Total TDs (at Minn., 11/24/91)	4*	Rushing Yards (1994)	1,883
		Rushing TDs (1991)	16
Career Records		Rushing Attempts (1991)	342
Rushing Attempts	2,384	Total TDs (1991)	17
Rushing Yards	11,725	100-Yard Games (1994)	10
Rushing TDs	84		

* Tied record



Cory Schlesinger

FULLBACK

Nebraska 3rd Year

Ht: 6-0 Wt: 230

Born: 6/23/72 (D-6b in '95)

30

GAMES PLAYED/STARTED: 1995 (16/2) [1/0]; 1996 (16/1)
TOTAL: (32/3) [1/0]

PRO: The second of the Lions' two sixth-round draft picks in 1995... Has made his mark as one of team's most productive special teams performers in two-year career... 28 special teams tackles in 1995-96, the most of anyone on squad in that span... In brief stints at fullback (three starts), has shown ability to clear paths as lead blocker out of the backfield... Has played in all 32 of Lions' contests the past two seasons... One of Lions' most avid weightlifters. **1996:** Primarily used on special teams, leading club in that category with 13 stops on the year... Saw minimal action at fullback with club utilizing three-receiver set on majority of snaps during the season... Received only starting nod at fullback at Chicago (11/24), but did not record a carry or reception... Also saw considerable action in Detroit's two-back set vs. Seattle (11/17)... Career-high three special teams stops at Tampa Bay (9/29)... Had two special teams tackles each in games vs. Atlanta (10/6) and at Oakland (10/13). **1995:** Saw extensive action in rookie season as lead blocker for Barry Sanders in short yardage and goal line situations... Started two of the club's first three games at fullback, but watched playing time diminish dramatically soon thereafter when offense began employing three-wide receiver sets on almost every play from scrimmage... Was one of squad's top special teams players throughout the season, notching 15 special teams stops, second on the team... Started at fullback at Minnesota (9/10) and vs. Arizona (9/17), gathering only carry of the year vs. the Vikings (one yard) and only reception of the year (two yards)... Had two special teams tackles in games vs. Cleveland (10/8), vs. Minnesota (11/23), vs. Chicago (12/4) and at Jacksonville (12/17).

COLLEGE and PERSONAL: ... A two-year starter at Nebraska, he rushed for 456 yards in 63 carries (7.2 avg.) and four TDs as a senior, nearly double his career total of 250 yards going into the 1994 season... He and outside linebacker Donta Jones were the 1993 Husker Co-Lifters-of-the-Year in 1993... Earned All-Big Eight honorable mention honors in 1994 in coaches poll... Was a Phillips 66 Academic All-Big Eight pick the same year with a 3.44 grade point average in industrial technology... Scored two TDs, including the game-winner in the 1995 Orange Bowl as the Cornhuskers sealed the national championship... Lost only three yards rushing in his senior campaign, only four in his career... Set season and career-highs with 84 yards in six carries against Texas Tech as a senior, also rambling for a career-long 41-yard run in the game... Finished his junior year as the team's fifth-leading rusher with 48 carries for 193 yards and one TD... Scored his only TD of the season on a 13-yard run vs. Kansas State, rushing six times for 29 yards in the game... Saw action in a back-up role, carrying the ball 16 times for 57 yards and one TD... Scored the only TD of his sophomore season on a five-yard run against Colorado, his only attempt of the game... Redshirted during the 1991 season... Was a scholarship recruit in 1990 starting at fullback for the junior varsity and was the squad's second-leading rusher with 229 yards and two TDs in the five-game season... Also caught four passes for 42 yards that season... Was a two-time All-State selection at linebacker at Columbus (Duncan, Neb.) High... Also played fullback as a senior, rushing for 1,514 yards and 23 TDs (including nine 100-yard games)... Led the team in tackles as a junior and senior (117 stops)... Was named the Nebraska Defensive Player of the Year as a senior... Played with a group of Nebraska football all-stars in the Down Under Bowl in Sydney, Australia following his senior campaign... Won the 189-pound wrestling state championship twice during his prep career and toured with an all-star wrestling team to Quebec, Canada... Was a volunteer speaker at the 1993 Omaha Youth Rap Session... Spent part of last two off-seasons as a student teacher at Park Middle School in Lincoln, Nebraska... Earned his degree in Industrial Technology Education... Drove in demolition derbies for three years... Wife, Karen... Born June 23, 1972 in Columbus, Nebraska.

SCHLESINGER'S OFFENSIVE STATISTICS

Year	RUSHING					RECEIVING				
	No.	Yards	Avg.	Long	TD	No.	Yards	Avg.	Long	TD
1995 Total	1	1	1.0	1	0	1	2	2.0	2	0
1996 Total	0	0	0.0	0	0	0	0	0.0	0	0
Career Total	1	1	1.0	1	0	1	2	2.0	2	0



Tracy Scroggins

DEFENSIVE END

Tulsa 6th Year

Ht: 6-2 Wt: 255

Born: 9/11/69 (D-2a in '92)

97

GAMES PLAYED/STARTED: 1992 (16/7); 1993 (16/0) [1/0]; 1994 (16/9) [1/0]; 1995 (16/16) [1/1]; 1996 (6/6) TOTAL: (70/38) [3/1]

PRO: Physical pass rushing defensive end who has adapted well to switch from outside linebacker prior to 1995 season (played linebacker in first three pro seasons)... Will look in '97 to rebound from disappointing '96 campaign which was severely hindered by high-ankle sprain suffered in fourth game of the year... 29.5 career sacks already places him eighth on Lions' all-time quarterback sacks list... Played in first 68 games of career before missing eight of last ten games in 1996... Depended upon to give club solid push from outside on passing downs, while run defense has improved since move to end... Had best year of his career in '95 and appears on the cusp of becoming one of league's best young pass rushers... Bulkied up prior to '95 to more comfortably play on all downs during a game... Despite added weight since move to defensive line, still has great speed turning the corner... Was the Lions' first of two second-round picks in 1992 (53rd pick overall). **1996:** Saw production fall (two sacks and 20 tackles) from career-year in '95, due largely in part to high-ankle sprain suffered vs. Chicago (9/22)... Started at right defensive end in first four contests of year and two subsequent games (at Oakland 10/13 and at San Diego 11/11), but wasn't able to finish either, lasting only three plays vs. Raiders and less than a half vs. Chargers... Dressed, but did not play in game following injury (at Tampa Bay 9/29), and was inactive in remaining nine outings to end the year... On several occasions following the injury, intended to play early in the week, but hadn't made enough progress by Sunday to effectively push off ankle... Started season off strong with a sack in each of first two games of '96 at Minnesota (9/1) in opener and following week vs. Tampa Bay (9/8)... Had critical call go against him in loss at Philadelphia (9/15) when officials ruled an apparent second half interception was trapped against the turf — turnover would have thwarted Eagles' eventual scoring drive. **1995:** Stepped into the spotlight as one of club's most consistent producers (starting at right defensive end) in new 4-3 defense... Proved to be better suited to function as a lineman than as a linebacker... For each sack and tackle, he donates \$97 (his jersey number) to his charitable foundation and hosted 10 Detroit children at each Lions home game... Worked with 97 children from John Marshall Elementary School and Elizabeth Cleveland Middle School in Detroit... He and teammate Robert Porcher were spokesmen and judges for the Lions' "Take A Player to School" essay contest... Notched first sack of season (for eight yards) and notched two tackles in season opener at Pittsburgh (9/3)... Sack on Mike Tomczak was one of hardest hits of season and deposited Tomczak on the sidelines temporarily with bruised ribs... Recorded four tackles at Minnesota (9/10)... Exploded for career-high three sacks (for 17 yards), in addition to defending a pass vs. Arizona (9/17)... Had one tackle and defended two passes vs. San Francisco (9/25)... Did not register a tackle vs. Cleveland (10/8), the only such instance of the year... Tallied season-high seven tackles at Green Bay (10/15), in addition to notching a sack and defending a pass... Made one tackle at Washington (10/22)... Notched his sixth sack of the year vs. Green Bay (10/29) late in the fourth quarter, forcing a Brett Favre fumble, which was recovered by Chris Spielman to preserve the win with Packers deep in

Lions' territory... Made five tackles (all solo) at Chicago (11/19)... Registered two tackles and sacked Erik Kramer (for seven yards) in Monday Night contest vs. Chicago (12/4)... Made four stops, 1.5 sacks and forced a fumble in Lions' win at Houston (12/10)... Turnover led to a Jason Hanson field goal... Had one tackle vs. Jacksonville (12/17)... Credited for six tackles, a sack (for seven yards) and forced a fumble in regular season finale at Tampa Bay (12/23)... Made one tackle in Detroit's NFC Wild Card playoff game at Philadelphia (12/30). **1994:** Started nine games... Had a career-high 44 tackles... Led team with 3.5 sacks in preseason... Recovered a fumble on the opening kickoff at Minnesota and made two tackles on special teams ... Made his first start of the season vs. Chicago (10/23), replacing Pat Swilling at right outside linebacker, made three tackles against the Bears... Totaled four tackles at N.Y. Giants (10/30)... Knocked down a pass and made five tackles at Green Bay (11/6)... Totaled 1.5 sacks for ten yards vs. Tampa Bay (11/13), his first sacks of the season... Made a career-high nine tackles and had one sack at Chicago (11/20)... Started his sixth straight game vs. Buffalo on Thanksgiving Day... Made five tackles, one on special teams and defended a pass vs. Green Bay (12/4)... Contributed to defensive effort that held the Packers to only 58 yards rushing... Started his ninth consecutive game vs. Minnesota (12/17)... Played as a substitute in the season finale at Miami (12/25), made three tackles... Saw action as a substitute in playoff contest at Green Bay (12/31), combined with Robert Porcher for the Lions' only sack in the contest. **1993:** Was named to the USA Today's "All-Joe" team which recognized underrated players... Played mostly in passing situations... Finished second on the team with eight sacks... Had 1.5 sacks and made two tackles in the season opener vs. Atlanta (9/5)... Recorded one sack, recovered a fumble and made two tackles vs. Phoenix (9/26)... Saw a lot of action, replacing the injured Pat Swilling at Tampa Bay (10/3), tied his career-high with two sacks, forced a fumble and made three solo tackles... Sacked Jim Everett and forced a fumble on the play at L.A. Rams (10/24)... Made one sack vs. Tampa Bay (11/7)... Had one sack at Chicago (12/26)... Intercepted a pass, his first, had half a sack and defended one pass vs. Green Bay (1/2)... Saw action as a substitute in the playoff game vs. Green Bay (1/8), left the game in the first half with a leg injury. **1992:** Made his first professional start, replacing the injured Mike Cofer at right outside linebacker, notched his first sack and made two solo tackles at Minnesota (10/15)... Replaced the injured Mike Cofer at starting right outside linebacker at Cincinnati (11/22), had one sack and two solo tackles... Set a career-high with two sacks and four solo tackles, one on special teams vs. Houston (11/26)... Notched one sack and three tackles (two solo) vs. Cleveland (12/13)... Turned in one of his better performances vs. Chicago (12/20), made one sack, three solo tackles and defended one pass... Set new career-highs in the season finale at San Francisco (12/28) with five solo tackles and 1.5 sacks.

COLLEGE and PERSONAL: Named All-American second team and All-Independent first team selection by The Poor Man's guide to the NFL Draft and All-American honorable mention by Associated Press and Football News as a senior... Third on the team with 88 tackles (51 solo), four sacks and nine tackles for losses his senior year... Led team with 26 quarterback pressures... Recovered three fumbles and forced two others... As a junior was named All-American honorable mention by the Poor Man's Guide to the NFL Draft despite starting only the final four games... Played in every contest, made 50 tackles (33 solo) with six sacks and 11 tackles for losses... Transferred to Tulsa after two years at Coffeyville (Kan.) Community College... Made a smooth transition to linebacker from running back... Two-year standout at running back at Coffeyville... Rushed for over 600 yards as the team won the district title in 1989... He and his charitable foundation have established "Tracy's Kids" to promote education for Detroit children... Majored in Criminal Justice... Born in Checotah, Oklahoma.

SCROGGINS' SINGLE-GAME BESTS

TACKLES:	9 at Chicago 11/20/94
SACKS:	3 vs. Arizona 9/17/95
INTERCEPTIONS:	1 vs. Green Bay 1/2/94
INT. RETURN:	0 vs. Green Bay 1/2/94

SCROGGINS' DEFENSIVE STATISTICS

Year	Total	TACKLES		Sacks No/Yds	Int's No/Yds	Passes Def.	Fumbles Rec./For.
		Solo	Asst.				
1992 Total	28	25	3	7.5/41	0/0	1	0/0
1993 Total	19	12	7	8/56	1/0	2	1/2
1994 Total	44	35	9	2.5/14	0/0	2	1/0
1995 Total	45	35	10	9.5/56	0/0	6	1/2
1996 Total	20	12	8	2/15	0/0	0	1/1
Career Total	156	119	37	29.5/182	0/0	11	4/5



Tony Semple

GUARD

Memphis State 4th Year

Ht: 6-4 Wt: 286

Born: 12/20/70 (D-5 in '94)

62

GAMES PLAYED/STARTED: 1994 (0/0); 1995 (16/0) [1/0];
1996 (16/1) TOTAL: (32/1) [1/0]

PRO: Carved out niche in Lions' lineup as both long snapper from punt formation and as one of club's reserve interior linemen... After playing tackle in college, is now versed in playing either guard position... Fifth round selection of Lions in 1994 draft. **1996:** Second year as Lions' long snapper from punt formation... Also saw considerable action in reserve role at both guard slots... With then-starter Scott Conover (shoulder) ailing, saw considerable action at right guard vs. Chicago (9/22) and at Tampa Bay (9/29)... Made first career pro start (right guard) for injured Conover vs. Atlanta (10/6)... Underwent arthroscopic knee surgery during bye week (mid-October) and was inactive vs. New York Giants (10/27)... Returned in next outing at Green Bay (11/3) for long snapping duties... Most time on offensive line during the remainder of the year was vs. Seattle (11/17) as starting left guard Mike Compton left contest early with sprained ankle... Also subbed for Compton as long snapper on field goals and PAT's vs. Seahawks. **1995:** Rebounded from serious knee injury which forced him to miss his entire rookie campaign... Handled long-snapping duties on Lions' punts throughout the season... Played in all 16 games, in addition to NFC Wild Card playoff game at Philadelphia (12/30)... Saw brief line action at right guard in Lions' final possession vs. Cleveland (10/8) and late in game vs. Jacksonville (12/17). **1994:** Spent the entire season on Reserve-Injured list... Just hours after signing his first pro contract, Semple suffered season-ending knee injury in Detroit's first practice of the 1994 Training Camp (7/22)... Spent significant part of rehabilitation working on long-snapping technique.

COLLEGE and PERSONAL: Manned the strong tackle position as a senior, providing fine protection up-front as the Tigers averaged 219.9 yards passing per game... Recipient of the Chris Faros Most Improved Player Award his junior year... Started every game in 1992 at strong tackle, grading 76% for passing and 94% for drive blocking as he registered 32 knockdown blocks... Played in every game as a sophomore in 1991, mostly on special teams... Also saw playing time at offensive tackle... Moved to tight end in spring drills after the season, but shifted back to tackle in fall scrimmages... Did not play his first year (1990), performing on the scout team as an offensive tackle and tight end... Moved to defensive tackle in spring drills after the season... Redshirted as a freshman, performing on the scout team as a tackle... Two-time All-Conference defensive end and tight end at Lincoln Community (Ill.) High... Recorded 56 tackles and caught 22 passes for 176 yards as a senior... Played center on the basketball team... Has a degree in sports administration... Hobbies include hunting, fishing and golf... An avid weightlifter... One of Lions' most active community relations spokesmen in Detroit-area... During college, worked with St. Jude foundation of Memphis, Tennessee.



David Sloan

TIGHT END

New Mexico 3rd Year

Ht: 6-6 Wt: 254

Born: 6/8/72 (D-3 in '95)

86

GAMES PLAYED/STARTED: 1995 (16/8) [1/1]; 1996 (4/4)
TOTAL: (20/12) [1/1]

PRO: One of Lions' most promising young players will look to rebound in 1997 from season-ending knee injury in September, 1996 ... Has tools to be one of the best tight ends in the league, given time to develop... Possesses ample speed to get deep into coverage, but more than enough size to be force working for tough yards in the middle... Former junior college basketball player who made great strides in route running and blocking... Large frame makes him an especially easy target for Lions' QB Scott Mitchell, who also stands at 6'6"... Uses his powerful frame after the catch to make it very difficult to be cut down one-on-one... Did not play collegiate football until 1992. **1996:** Slated as Lions' starting tight end, but had year cut short after only four games due to torn anterior cruciate ligament in left knee in fourth game of the season vs. Chicago (9/22)... Surgery performed on Oct. 6 should have him 100 percent by mini-camp in May... At time of injury, his blocking skills were continually improving as well... Had already collected three receptions for 19 yards in game vs. Bears (first quarter) at time of injury... Made two receptions in each of club's first two games of the year. **1995:** Physically imposing tight end who enjoyed very solid rookie campaign, which he capped with his best game of the season (the Lions' NFC Wild Card playoff game at Philadelphia on 12/30), in which he caught five balls for 67 yards and two touchdowns... In that game, he joined Steve Junker and Willie Green as the only players in Lions' playoff history to catch two TD passes in a game... Saw limited action during first six weeks of season, but played more extensively as season wore on, eventually breaking into starting lineup for eight of last nine games... Looked good in '95 preseason, hauling in four balls for 31 yards, including diving four-yard TD grab at New England (8/4)... Used primarily on special teams during Lions' first six games of the year... Playing time increased dramatically after starter Ron Hall suffered a broken leg in game at Green Bay (10/15)... Came off the bench at Washington (10/22), reeling in the first three receptions of his career for 24 yards... Started first career game vs. Green Bay (10/29), latching on to three balls for 27 yards... Caught one ball for six yards at Atlanta (11/5), and displayed his speed by catching Falcons' safety Alton Montgomery on an interception return for touchdown, despite starting the play 20-25 yards behind the 6'0", 209-pound Montgomery... Reeled in the first TD grab of his career, a 17-yarder, vs. Tampa Bay (11/12)... Was good for two catches (for 36 yards) at Chicago (11/19) and (23 yards) vs. Minnesota (11/23)... Failed to record a reception at Houston (12/10) as he was held in much of the afternoon picking up Oilers' blitzes... Tallied two receptions for 32 yards, including a career-long of 24 yards, vs. Jacksonville (12/17)... Also grabbed two balls (for 13 yards) at Tampa Bay (12/23) in regular season finale.

COLLEGE and PERSONAL: Was timed at 4.87 in the 40-yard dash at NFL Combine workouts... Super Sleeper Team pick by The Poor Man's Guide to the NFL Draft following his senior year at New Mexico as well as first-team All-Western Athletic Conference choice following his senior year at New Mexico... Team co-captain for Lobos in 1994... Finished third on the team with 24 receptions for 320 (13.3 avg.) and one touchdown during senior campaign... Had season-high six receptions for 78 yards vs. Colorado State in 1994... Had 13 receptions for 116 yards (8.9 avg.) and three touchdowns as a junior... Played forward and center on the basketball team at Fresno (Cal.) City College in 1991-92, averaging 8.0 rebounds per game as a sophomore... Joined the football team as a tight end during his sophomore year ('92), catching 13 passes for 254 yards (19.5 avg.)... Lettered three times in both football and basketball at Sierra Joint Union (Tollhouse, Cal.) High... Added four letters in track as a prepster as well... Finance major at New Mexico... Sister, Jennifer, who plays volleyball at Rice, was an intern in the Lions' office this past summer... Son of Robert and Sharon Sloan... Born David Lyle Sloan on 6/8/72 in Fresno, California.

SLOAN'S OFFENSIVE STATISTICS

Year	Receptions	Yards	Average	Long	TD's
1995 Total	17	184	10.8	24	1
1996 Total	7	51	7.3	18	0
Career Total	24	235	9.8	24	1



Ariel Solomon

OFFENSIVE LINEMAN

Colorado 7th Year

Ht: 6-5 Wt: 295

Born: 7/16/68 (UFA in '97)

69

GAMES PLAYED/STARTED: 1991 (5/2); 1992 (4/0) [1/0];
1993 (16/0) [1/0]; 1994 (16/0) [2/0]; 1995 (4/0) [0/0]; 1996
(16/0) TOTAL: (61/2) [4/0]

PRO: Signed as a free agent April 14, 1997... Expected to provide depth along the offensive line at either center or guard... Played for the Minnesota Vikings last season... Signed by the Vikings as an unrestricted free agent prior to the 1996 season... Played his first five NFL seasons with Pittsburgh... Played all five offensive line positions for the Steelers... The Steelers made four straight playoff appearances during his stint in Pittsburgh, including two appearances in the AFC Championship Game... He was a member of the Steelers' team that captured the 1995 AFC Championship en route to an appearance in Super Bowl XXX... Was drafted by Pittsburgh in the tenth round from Colorado in 1991. **1996:** Played in all 16 games for the Vikings after signing as an unrestricted free agent... Saw action primarily on special teams... Played on the Vikings field goal and extra point protection squads... Also saw some action on the kickoff return unit. **1995:** Played in four games for the Steelers' team that won the AFC Championship and appeared in Super Bowl XXX... Was inactive for the Steelers' other 12 games and the playoff contests. **1994:** Saw action in all 16 games for the Steelers... Also played in the team's two playoff games, including the AFC Championship Game... Member of offensive line that paved the way for the Steelers' offense that led the NFL in rushing and opened holes as Barry Foster tied the league season record with 12 100-yard games. **1993:** For the first time in his career, he played in all 16 games for offense that finished sixth in the NFL in rushing... Played center against Cincinnati (9/19). **1992:** Suffered knee injury against N.Y. Jets (9/13) and spent the next six games on Injured Reserve... Was playing left tackle when he was injured... Returned to action vs. Indianapolis (11/15), played most of the fourth quarter in place of the injured Dermont Dawson. **1991:** Was on the Steelers' practice squad for the first nine weeks of his rookie campaign... Activated Oct. 31... Played in his first NFL game against Houston (11/24)... Started the final two games of the season, against Cincinnati (12/15) and Cleveland (12/22), at left guard.

COLLEGE and PERSONAL: Earned honorable mention All-Big Eight honors as a senior... Participated in more games than any other Colorado player... His junior year he played in eight games as a backup offensive lineman... Played defensive tackle his first two seasons... Twice named to the school's "Academic Starters" team... Born in Brooklyn, N.Y., he earned All-State honors as a defensive and offensive tackle at Boulder, (CO.) High School... Averaged 10 points and 15 rebounds a game in basketball... In past offseasons has worked in district sales offices for USAir... While in Pittsburgh, he was active with The Caring Program, Cancer Caring Program, Project Bundle-Up and B'nai B'rith... Earned degree in economics from Colorado... He and his wife Kristen have a son, Dakota (8/4/94).



Ryan Stewart

SAFETY

Georgia Tech 2nd Year

Ht: 6-1 Wt: 207

Born: 9/30/73 (D-3 in '96)

38

GAMES PLAYED/STARTED: 1996 (14/2) TOTAL: (14/2)

PRO and 1996: Has a great size-speed combination...Shows tremendous spring in his legs as he tackles his opponents... Playing time increased as rookie year went along... Vital role in nickel and dime packages throughout the season... One of club's most active special teams performers as well (six tackles)... Six tackles in first career start vs. Atlanta (10/6) and their run 'n shoot attack... Also started in nickel role vs. Seattle (11/17), recording lone interception of the year (14-yard return)... Suffered broken hand vs. Kansas City (11/28), forcing him inactive for next two contests — vs. Minnesota (12/8) and vs. Green Bay (12/15)... Prior to injury vs. Chiefs, recorded career-high seven tackles... Returned from two-game absence with two tackles in season finale at San Francisco (12/23).

COLLEGE and PERSONAL: First-team All-American Dream Team & All-Atlantic Coast Conference selection by The NFL Draft Report as a senior...Manned the strong safety position, recording 58 tackles (30 solos) with a 14-yard sack & four stops for losses of 11 yards...Caused & recovered a fumble...Deflected five passes and had three interceptions for 62 yards in returns with a touch-down... Was shifted to free safety, but suffered a left knee injury in the season opener vs. Arizona his junior year... Finished with 36 tackles (19 solos) and a fumble recovery...Selected ACC Defensive Back of the Week as he made 11 tackles (7 solos), recovered a fumble & deflected a pass vs. Arizona... Named the team's Outstanding Defensive Player in spring drills after the season... Played behind David Hendrix at strong safety as a sophomore... Recorded 60 tackles (36 solos) with a sack and two pass deflections... Earned his first varsity letter as he saw action strictly on special teams his first season... Redshirted as a freshman... Super Prep All-American selection at Berkeley (Moncks Corner, S.C.) High... Rated the 19th-best prospect in the Mid-Atlantic region & the 12th-best defensive back in the country by that publication... Rated the 2nd-best safety in the nation by Max Emfinger's Blue Chip recruiting guide... Added All-State first-team honors from the Charleston News & Courier, Greenville News & Columbia State... Two-time team Most Valuable Player... Lettered three times in football as a defensive back & running back... Had 10 interceptions during his career... Gained 780 yards with 12 touchdowns rushing and returned three punts for scores as a senior, earning Low Country Defensive Player of the Year honors... Also lettered twice in both basketball and track... Business Management major... Received an award from the College Football Association for outstanding community service work in the Atlanta area... Born 9/30/73... Hometown is Moncks Corner, South Carolina.

STEWART'S DEFENSIVE STATISTICS

Year	Total	TACKLES		Sacks No/Yds	Int's No/Yds	Passes Def.	Fumbles Rec./For.
		Solo	Asst.				
1996 Total	32	23	9	0/0	1/14	1	0/0
Career Total	32	23	9	0/0	1/14	1	0/0



Eric Stocz

TIGHT END

Westminster (Pa.) 2nd Year

Ht: 6-4 Wt: 258

Born: 5/25/74 (FA in '96)

GAMES PLAYED/STARTED: 1996 (1/0) TOTAL: (1/0)



49

PRO and 1996: Big, strong tight end is a good blocker... Can also long-snap and play special teams... Signed by Houston as a rookie free agent last spring... Released by the Oilers during training camp and signed to the Lions' practice squad August 27... Signed from the practice squad to the active roster Oct. 8... Was inactive at Oakland (10/13)... Released Oct. 15 and signed to the practice squad Oct. 23... Signed to the active roster Dec. 13... Saw action, primarily on special teams, vs. Green Bay (12/15)... Inactive for final game at San Francisco (12/23).

COLLEGE and PERSONAL: Earned three letters at Westminster... Named All-Conference and played in the Snow Bowl, the Division II All-Star game in 1996... Played on Westminster team that captured the NCAA Division II national championship in 1995... Earned his degree in elementary education and is certified to teach... Made Dean's list... Is a substitute teacher in the off season... Participated in track all four years at Westminster, holds discus record... His older sister, Sandra, played basketball at Youngtown State... Nicknamed "Kindergarten Cop" because of elementary education degree... Hobbies include golf and weightlifting.



Larry Tharpe

TACKLE

Tennessee State 7th Year

Ht: 6-4 Wt: 300

Born: 11/19/70 (FA in '97)

GAMES PLAYED/STARTED: 1992 (11/0); 1993 (5/3); 1994 (0/0); 1995 (16/16); 1996 (0/0) TOTAL: (32/19)



71

PRO: Enters his second stint with the Lions... Signed with Detroit February 21, 1997... Expected to provide depth along the offensive line at both tackle spots... Will compete for a starting role at right tackle... Was with New England for part of last season... Played for Arizona in 1995, signing with the Cardinals as a restricted free agent in March, 1995 (Lions received a sixth round draft pick as compensation)... Played his first three NFL seasons with Detroit, appearing in 16 games with three starts... Drafted by the Lions in the sixth round in 1992. **1996:** Signed with New England as an unrestricted free agent April 29, 1996... Was inactive for six of the Patriots' first seven games... Was active but did not play at Baltimore (10/6)... Released by the Patriots on October 23. **1995:** Started all 16 games for Arizona... Played both tackle positions... Opened the season as the Cardinals' starting right tackle, where he played the first six games... Was forced to move to left tackle in the seventh game after both Ernest Dye (ruptured Achilles tendon) and Joe Wolf (broken left fibula and surgically repaired ankle) suffered sea-

son-ending injuries... Started the remaining 10 games at left tackle. **1994:** Was a reserve tackle for the Lions... Missed the start of training camp due to contract negotiations... Was inactive for 15 regular season games and playoff contest at Green Bay (12/31)... Was active but did not play vs. Tampa Bay (11/13). **1993:** Saw action in five games with three starts... Was inactive for five games... Made his first career start vs. Arizona (9/26) in place of the injured Lomas Brown and the following week at Tampa Bay (10/3)... Started at L.A. Rams (10/24) and saw some action vs. Tampa Bay (11/7)... Did not play the rest of the season. **1992:** Injuries forced him to start off slowly in his rookie campaign... Suffered knee and back injuries... Spent over four weeks on Injured Reserve (Sept. 4-Oct. 14)... Returned to action for the final 11 games... Played in each of the remaining games but did not start... Platoon at right tackle in the final month of the season.

COLLEGE and PERSONAL: Three year starter at Tennessee State... Named All-Ohio Valley Conference as a senior... Earned second team All Conference honors as a junior... Made 11 special teams tackles in action on the kick coverage teams... Also forced six fumbles and recovered four others on special teams... Majored in health, physical education and recreation... Earned Offensive Lineman of the Year honors as a senior at Southwest High (Macon, GA)... Born November 19, 1970 in Macon, Georgia.



Tommy Vardell

FULLBACK

Stanford 6th Year

Ht: 6-2 Wt: 230

Born: 2/20/69 (UFA in '97)

44

GAMES PLAYED/STARTED: 1992 (14/10); 1993 (16/12); 1994 (5/5); 1995 (5/0); 1996 (11/7) **TOTAL:** (51/34)

PRO: Signed by the Lions as an unrestricted free agent April 24, 1997... Will compete for starting fullback spot as the role is expanded in new Lions' offense... A big, strong runner with good speed for a fullback... His career has been hampered by knee problems, but he looks to back in top health... Joins the Lions after playing for San Francisco in 1996... Played four years for Cleveland prior to his stint in San Francisco... Drafted by the Browns in the first round (ninth overall) in 1992 following a record-setting career at Stanford. **1996:** Played in 11 games with seven starts for San Francisco... Began the season as the 49ers' starting fullback... Rushed eight times for 33 yards and a TD and caught four passes for 26 yards in season opener vs. New Orleans (9/1)... Led team with 17 carries for 44 yards and made six catches for 31 yards vs. St. Louis (9/8)... Inactive Weeks 8-12 due to ankle injury... Returned to action at Washington (11/24), saw action on offense and special teams... Rushed for 28 yards on seven carries and caught two passes for 23 yards at Atlanta (12/2)... Started the season finale vs. Detroit (12/23) in place of the injured William Floyd, had one catch for 13 yards... Saw action in the 49ers two playoff contests. **1995:** Sat out the majority of the season while recuperating from knee surgery... Was inactive for 11 games and played in five contests... On the season, he rushed four times for nine yards and caught six passes for 18 yards. **1994:** Started the first five games of the season... Sustained season-ending knee injury on the third play of the game vs. N.Y. Jets (10/2)... Had surgery to repair ligament and tendon damage... Was placed on Injured Reserve for the remainder of the season October 5... At the time of his injury, he was the Browns' leading receiver with 16 catches for 137 yards and had 48 rushing yards on 15 carries. **1993:** Led Browns with 644 rushing yards on 171 carries with three TDs... Caught 19 passes for 151 yards and a TD... His 853 yards in total offense ranked third on the Browns... Posted the first 100-yard rushing game of his career and the first for a Brown since the 1988 season with 104 yards in 14 carries at L.A. Raiders (9/19)... Had a career-long 54-yard run against the Raiders... Set a career-high with 25 carries, for 98 yards, at Cincinnati (10/17)... Made his first career TD reception, a 28-yarder, against the Bengals... Recorded his first two-TD game with two one-yard runs for scores at L.A. Rams (12/26). **1992:** Played in 14 games with 10 starts... Rushed for 369 yards on 99 carries, second on team... Placed on Injured Reserve for the final two games of the season with a calf injury.

COLLEGE and PERSONAL: Rushed for a school record 1,084 yards on 226 carries with 20 TDs en route to earning All-Pac 10 honors as a senior... His career rushing total of 1,789 is third in Stanford history behind Darrin Nelson (4,033) and Brad Muster (2,940)... Established a school record with 37 TDs, prompting then-head coach Dennis Green to nickname him "Touchdown Tommy"... Did not fumble in 416 career carries... GTE Academic All-American and Pac-10 All-Academic selection as a senior... Earned degree in industrial engineering... Set a San Diego area single-season record with 1,814 rushing yards on 230 carries at Granite Hills High School... Named league Player of the Year as a senior... finished fifth in the state in wrestling, compiled a record of 38-2 at 195 pounds... Has a colorful family... His father, Ken, is a special agent for the FBI and played guard at Colorado from 1959-61... His mother, Travis, is a former fashion model... His brother, Ted, nicknamed "Tailgatin' Teddy" is also an FBI agent... Endowed a scholarship at Stanford for football players studying engineering... Has been active in community working with Big Brothers/Big Sisters, various literacy programs and youth sports programs among a host of other projects... Full name is Thomas Arthur Vardell... born February 20, 1969 in El Cajon, CA.

VARDELL'S SINGLE-GAME BESTS

RUSHING ATTEMPTS:	25 at Cincinnati 10/17/93
RUSHING YARDS:	104 yards at L.A. Raiders 9/19/93
RUSHING TD'S:	2 at L.A. Rams 12/26/93
LONG RUSH:	54 at L.A. Raiders 9/19/93
RECEPTIONS:	6 at Green Bay 10/14/96
RECEIVING YARDS:	44 at Green Bay 10/14/96
RECEIVING TD'S:	1 at Cincinnati 10/17/93; vs. Arizona 9/18/94
LONG RECEPTION:	28t @ Cincinnati 10/17/93

VARDELL'S OFFENSIVE STATISTICS

Year	No.	Yards	RUSHING			No.	Yards	RECEIVING		
			Avg.	Long	TD			Avg.	Long	TD
1992 (Cle.)	99	369	3.7	35	0	13	128	9.8	23	0
1993 (Cle.)	171	644	3.8	54	3	19	151	7.9	28t	1
1994 (Cle.)	15	48	3.2	9	0	16	137	8.6	19	1
1995 (Cle.)	4	9	2.3	6	0	6	18	3.0	7	0
1996 (S.F.)	58	192	3.3	17	2	28	179	6.4	22	0
Career Total	347	1,262	3.6	54	5	82	613	7.5	28t	2



Kerwin Waldroup

DEFENSIVE LINE

Central State (Oh.) 2nd Year

Ht: 6-3 Wt: 260

Born: 8/1/74 (D-5 in '96)

93

GAMES PLAYED/STARTED: 1996 (16/10) TOTAL: (16/10)

PRO and 1996: Fifth round draft pick in '96 impressed coaches from day one with non-stop motor and outstanding work ethic... Possesses physical skills to produce on pro level for many years to come... Will work at adding mass to small, muscular frame... Initially slated for backup duty at right defensive end, but started 10 games in rookie campaign with starter Tracy Scroggins sidelined with ankle injury for most of last three months of season... Third on team with 19 QB hits... Reserve action in first four games, producing two tackles... In season opener at Minnesota (9/1) did not receive credit for any tackles, but delivered hit on Vikings' QB Warren Moon which removed him from the game... Production picked up dramatically when starting, garnering 55 tackles in the subsequent 12 games, including 2.5 sacks... Impressive outing vs. Atlanta (10/6) with six tackles and career-high five QB hits... Notched first

career sack at San Diego (11/11)... Posted career-high seven tackles twice — at Oakland (10/13) and vs. Kansas City (11/28)... Also recorded second sack of year in game vs. Chiefs... Nicknamed "K-9" by coaches and teammates because of his bulldog-like tenacity.

COLLEGE and PERSONAL: Transferred to Central State in 1995... Initially attended the University of Michigan, playing outside linebacker and defensive line for the Wolverines from 1992-94 before transferring... Helped lead the Marauders to the 1995 NAIA Division I national championship... Led team with nine sacks... Finished second on team with 53 tackles, 31 solo... Also, forced one fumble and recovered one fumble... As a junior in 1994, won a starting job at outside linebacker at Michigan... Switched to outside linebacker during spring drills, played defensive tackle in 1993... Finished the season with 31 tackles, including two sacks... Was hampered by an ankle injury, which limited him to only eight games... Played in three games at defensive tackle in 1993... Made one solo tackle vs. Washington State... Named Scout Team Champion for Wisconsin game... Did not see action in a game as a freshman... Was rated the 331st best prospect in the country by SuperPrep following his senior season at Rich Central (Chicago) High... Earned first team All-League honors on both offense and defense... Named All-Area and All-State by the Champaign News Gazette... Led his team to the Class AAAA playoffs... Made 86 tackles with six sacks as a senior... Born 8/1/74 in Country Club Hills, Illinois.

WALDROUP'S DEFENSIVE STATISTICS

Year	Total	TACKLES			Int's No/Yds	Passes Def.	Fumbles Rec./For.
		Solo	Asst.	Sacks			
1996 Total	58	35	23	2.5/16.5	0/0	0	0/0
Career Total	58	35	23	2.5/16.5	0/0	0	0/0



Keith Washington

DEFENSIVE END

UNLV 3rd Year

Ht: 6-4 Wt: 268

Born: 12/18/72 (FA in '96)

90

GAMES PLAYED/STARTED: 1995 (0/0); 1996 (13/0)
TOTAL: (13/0)

PRO: A bit undersized at only 268 pounds but makes up for it with quickness and effort... Signed by the Lions the week prior to the 1996 season opener... Was released by the Vikings during training camp... Was one of only three rookie free agents on the Vikings roster in 1995... Signed by Minnesota as an undrafted rookie in 1995. **1996:** Saw action in 13 contests... Contributed on special teams, totaling five special teams tackles... Played in season opener at Minnesota (9/1) but did not make a tackle... Was inactive for the next three games... Saw his most extensive action vs. Atlanta (10/6)... Made his first career tackle at Oakland (10/13)... Led team with four tackles and forced a fumble on special teams vs. Kansas City (11/28)... Also made two tackles on defense against the Chiefs... Made a career-high three tackles vs. Minnesota (12/8)... Did not make a tackle in final two contests. **1995:** Started the season on the Vikings' practice squad... Was activated Oct. 15... Was on the active roster but did not play in the next four games... Placed on Injured Reserve Nov. 15 with an ankle injury... Spent remainder of season on Injured Reserve.

COLLEGE and PERSONAL: Started 38-of-44 games in his four years at UNLV... Earned first team All-Big West honors his senior year... Finished second on the team with nine sacks and 12 tackles for losses... Named All-Big West honorable mention in 1992 after making 58 tackles, good for fourth on the team... Earned a starting spot as a freshman, made six tackles, a sack and a tackle for loss in his first game... Led Wilmer-Hutchins High School (Dallas, TX.) to the state title his senior year, garnering All-State honors... Majored in criminal justice at UNLV... Chose UNLV because his recruiting visit came after his first plane ride and he had a severe earache and did not want to fly anymore.

WASHINGTON'S DEFENSIVE STATISTICS

Year	Total	TACKLES		Sacks No/Yds	Int's No/Yds	Passes Def.	Fumbles Rec./For.
		Solo	Asst.				
1995 Total	0	0	0	0/0	0/0	0	0/0
1996 Total	6	4	2	0/0	0/0	0	0/0
Career Total	6	4	2	0/0	0/0	0	0/0



Mike Wells

DEFENSIVE TACKLE

Iowa 4th Year

Ht: 6-3 Wt: 287

Born: 1/6/71 (FA in '94)

95

GAMES PLAYED/STARTED: 1994 (4/0); 1995 (16/0) [1/0];
1996 (16/0) TOTAL: (36/0) [1/0]

PRO: A tireless worker who has raised his level of play dramatically since coming into the league in 1994... Extraordinary work ethic and "sneaky fast"... Has seen playing time increase significantly in each of his three pro seasons... Ends up in opponents' backfields consistently, often forcing runs to undesired side of field with his penetration... Acquired August 29, 1994, by Lions after being waived by Minnesota... Also worked out as offensive lineman in Vikings' training camp, but served only on the defensive side of the ball for Detroit... Featured prominently on Fox's All-Access NFL preseason preview show in '94 training camp... Was Vikings' fourth-round draft pick in 1994 NFL draft... Claimed on waivers from Minnesota on August 29 after being waived by Vikings. **1996:** Played in all 16 games (one start) as part of Lions' regular defensive line rotation as one of club's top run stoppers... After collecting only six tackles in first two years in the NFL combined, raised his output to 39 stops in '96... Saw most time at tackle, but played end occasionally as well... Played very well when called upon, especially in mid-season when minutes increased dramatically, due in part to strong play and groin injury to starter Henry Thomas... After starting slowly with eight tackles in first eight games of the year, notched 31 stops in second half of '96 campaign... With playing time increased, averaged five tackles per outing in three-game stretch in November, including four stops at Green Bay (11/3), career-high six tackles at San Diego (11/11) and five stops vs. Seattle (11/17)... Tied career-high (six tackles) in first career start in season finale at San Francisco (12/23) as Thomas sat out (groin). **1995:** Saw action in every game... Spelled Henry Thomas at nose tackle throughout the season... Impressed coaches with his effort and hard work during training camp... Played well in preseason action, made 12 tackles with one sack... Returned a fumble 49 yards for a TD in preseason game at New England... Made his first pro tackle at Green Bay (10/15)... Credited with one tackle at Chicago (11/19)... Batted down a pass in the Thanksgiving Day win over Minnesota (11/23)... Recorded one tackle in Monday Night win vs. Chicago (12/4)... Played his finest pro game at Houston (12/10), nearly registered a safety and collected his first half-sack... Made two tackles in playoff contest at Philadelphia (12/30). **1994:** Was inactive for the season opener vs. Atlanta (9/4)... Saw action on one play at Minnesota (9/11) making a tackle, but had it nullified due to a penalty... Was active but did not play at Dallas (9/19) and vs. New England (9/25)... Inactive at Tampa Bay (10/2), vs. San Francisco (10/9) and vs. Chicago (10/23)... Played sparingly at NY Giants (10/30), at Green Bay (11/6) and vs. Tampa Bay (11/13)... Inactive for final six regular season games and the playoff game at Green Bay (12/31).

COLLEGE and PERSONAL: Was named Iowa's co-MVP in both 1992-93, in addition to being selected to the All-Big Ten first team... Finished collegiate career as the Hawkeyes' all-time leader in sacks (33) and tackles for loss (54)... Stands eighth on Iowa's career tackles list with 309... Served as one of three team captains for 1993 campaign... Slimmed down from 295 pounds to 275 prior to senior season... Was named ABC-TV Player of the Game vs. Michigan in 1993 after registering 13 tackles... Selected to the Sophomore All-American squad by Football News in 1991... Played four years of varsity football at Fox Senior High School in Arnold, Mo., where he tallied 411 tackles and nine fumble recoveries during his career... Named first-team prep All-America by both USA Today and Parade Magazine after senior sea-

son in high school... Was named Missouri Prep Athlete of the Year in 1988 as well as St. Louis Post-Dispatch College Prospect of the Year... Father, Rich, played football at Purdue until he was sidelined by a career-ending injury... Works with United Way, Special Olympics and D.A.R.E.... Enjoys cooking and listening to music in his spare time... Graduated from Iowa with a degree in communication studies.

WELLS' DEFENSIVE STATISTICS

Year	Total	TACKLES		Sacks	Int's	Passes	Fumbles
		Solo	Asst.	No/Yds	No/Yds	Def.	Rec./For.
1994 Total	0	0	0	0/0	0/0	0	0/0
1995 Total	6	3	3	0.5/4	0/0	1	0/0
1996 Total	39	25	14	0/0	0/0	0	1/0
Career Total	45	28	17	0.5/4	0/0	1	1/0



Allen Williams

RUNNING BACK

Maryland 2nd Year

Ht: 5-10 Wt: 205

Born: 9/17/72 (FA in '95)

21

GAMES PLAYED/STARTED: 1995 (5/0) [1/0] TOTAL: (5/0) [1/0]

PRO: Versatile back with good speed... Capable runner and has shown ability as kickoff return man... Played in five games (all in 1995) for team since signing prior to '95 training camp... Originally signed by Carolina as an undrafted rookie free agent in April, 1995... Spent entire '96 campaign on club's practice squad after being waived following training camp... Signed to the Lions' 53-man roster from the Practice Squad in November, 1995.... **1996:** Rushed 14 times for 78 yards in preseason play before being released Aug. 28... Signed to team's practice squad shortly thereafter for remainder of the season. **1995:** Signed from the Practice Squad in November... Saw action in the final five regular season games and the playoff contest at Philadelphia... Utilized primarily as a kickoff return specialist... In his first pro game, returned one kickoff 29 yards in the Lions win over Minnesota on Thanksgiving Day (11/23)... Took one kickoff back 19 yards on Monday Night vs. Chicago (12/4)... Averaged 26.0 yards on two kickoff returns at Houston (12-10), but fumbled the ball at the end of his career-long 32-yarder... Returned three kickoffs 31 yards in the playoff game at Philadelphia (12/30).

COLLEGE and PERSONAL: Led Maryland in rushing his senior year with 649 yards and one touchdown in 129 carries... Used mainly as a kickoff returner his junior year... Transferred to Maryland from Georgia Military where he rushed for over 700 yards in two seasons as a starter, was team captain his second year... Was a three-year starter at running back at Thomasville (Ga.) High School... He overcame a life-threatening car accident during his sophomore year... Lettered in track at Thomasville and won the state championship in the 100-meter dash his senior year.

WILLIAMS' SINGLE-GAME BESTS

KICKOFF RETURNS:	2 at Houston 12/10/95
KICKOFF RETURN YARDS:	52 at Houston 12/10/95
LONG KICKOFF RETURN:	32 at Houston 12/10/95

WILLIAMS' OFFENSIVE STATISTICS

Year	No.	RUSHING				KICKOFF RETURNS				
		Yards	Avg.	Long	TD	No.	Yards	Avg.	Long	TD
1995 Total	0	0	0.0	0	0	4	100	25.0	32	0
1996 Total	0	0	0.0	0	0	0	0	0.0	0	0
Career Total	0	0	0.0	0	0	4	100	25.0	32	0

Detroit's 1997 Draft Picks



Bryant Westbrook

CORNERBACK

Texas Round 1

Ht: 6-0 Wt: 199

Born: 12/19/74 (D-1 in '97)

32

COLLEGE: Fluid runner with outstanding leaping ability and explosive speed... Natural interceptor with large, soft hands... Has a quick, tiptoe backpedal, turning out of it fluidly to the ball... Superb one-on-one tackler who is very instinctive in the zone... Recently timed at 4.37 in the 40-yard dash... Has allowed only three touchdown catches in 42 games... **1996:** All-American second-team selection by the Associated Press... Consensus All-Big 12 first-team choice... Started every game, except vs. Baylor, at left cornerback... Recorded 52 tackles (44 solos) with three forced fumbles and a pair of blocked kicks... Deflected 11 passes and intercepted two others... Served as one of the team's captains... Blocked a punt, returning it 35 yards for a touchdown and had six solo tackles in a 40-10 triumph over Missouri... Picked off a pass for a 16-yard return vs. New Mexico State and had six tackles (five solos) while causing a fumble in clash vs. Notre Dame... Followed with six solo stops and a forced fumble vs. Virginia and was in on four hits (three solos) as he also blocked a punt vs. Oklahoma... Caused a fumble vs. Oklahoma State and picked off a pass vs. Colorado... Came off the bench to make four tackles (three solos) vs. Baylor and collected six solo tackles in a 38-32 decision over Texas Tech... Added six solo stops vs. Texas A & M and made six tackles (four solos) in a 37-27 victory over Nebraska in the Big 12 conference championship game... Had seven tackles (six solos) vs. Penn State in the Fiesta Bowl. **1995:** First-team All-Southwest Conference selection by the Austin American-Statesman, The Daily Texan, Football News and The Houston Chronicle, adding second-team honors from the Associated Press, Dallas Morning News and Fort Worth Star-Telegram... Had 62 tackles (47 solos) from his left cornerback position... Had a seven-yard sack and a quarterback pressure as well... Picked off a pass and deflected nine others... Recovered a fumble and caused three others... Posted a pair of solo tackles and deflected a pass vs. Hawaii and added five solo hits with a stop for a five-yard loss vs. Notre Dame... Registered seven tackles (six solos) vs. Rice and delivered five solo hits as he caused two fumbles in 24-24 tie with Oklahoma... Collected eight tackles (four solos), including one for a 10-yard loss and returned an interception 22 yards to set up a Longhorn touchdown in a 48-7 win over Texas Tech... Was in on eight tackles (five solos) vs. Houston and deflected three passes while making six hits (three solos) in a 27-19 defeat of TCU... Added five tackles (four solos) with a stop for a two-yard loss and a pair of pass break-ups in a 21-13 decision over Baylor... Posted eight tackles (seven solos), including a bone-jarring sack of QB Cory Pulig that halted a scoring drive, deflected a pair of passes and recovered a fumble in a 16-6 victory over Texas A & M in the season finale... Credited with six solo tackles and two pass deflections vs. Virginia Tech in the Sugar Bowl. **1994:** Sophomore All-American third-team pick... Started the first five games at right cornerback and the Rice clash on the left side... Posted 30 tackles (24 solos) with three pass deflections... Led the Longhorns with four interceptions for 41 yards... Opened the season with a four-tackle effort vs. Pittsburgh and three solo hits, a pass break-up and a seven-yard interception return in a 30-16 win over Louisville... Added five tackles (four solos) with an interception and two deflected passes in a 34-18 victory over TCU... Had a season-high 12 tackles (nine solos) vs. Colorado and had five hits (four solos) with two pass thefts, returning one 27 yards to set up a score in a 17-10 decision over Oklahoma. **1993:** Second-team Freshman All-American pick by the Poor Man's Guide to the NFL Draft... Second-team All-SWC selection by the Austin American-Statesman, adding honorable mention honors from the Houston Chronicle... Played in every game, forcing his way into the starting lineup by mid-season... Started at right cornerback vs. Houston, Baylor, TCU, SMU and Texas A & M...

Recorded 39 tackles (30 solos) with seven pass deflections... Had a pair of interceptions for 11 yards... In his first game as a Longhorn, he posted five tackles (four solos), including one for a six-yard loss and batted a pass away vs. Colorado... Added three tackles (two solos) vs. Syracuse and had a pair of stops vs. both Rice and Louisville... In his first career start, he responded with five tackles (three solos), a stop behind the line of scrimmage, a pass deflection and returned his first interception 11 yards in a 37-10 trouncing of SMU... Made four solo tackles and batted away a pass vs. Texas Tech... Registered four tackles (three solos) with a pass broken up in a 34-16 win over Houston... Collected five solo hits with a stop for a one-yard loss to go with an interception and a pass broken up vs. TCU... Added five solo tackles with a pair of deflected passes in a 38-17 win over Baylor... Closed out season with four tackles vs. Texas A & M.

HIGH SCHOOL and PERSONAL: Parade All-American first-team selection and ranked second on the Blue Chip Illustrated's Dream Team as a senior at El Camino (Oceanside, California) High... Named North County Defensive Player of the Year as he made 41 tackles with two interceptions and four forced fumbles as a defensive back, rushed for 676 yards and five touchdowns on 97 carries (7.0 avg.) in the first seven games as a tailback and then moved to flanker for the final five contests, catching 25 passes for 423 yards (16.9 avg.) while returning a kickoff 90 yards for a score in his final campaign... Started his last three years, leading the team to a county title as a junior and senior... Also excelled in basketball... Social work major... Member of the Athletic Director's Honor Roll as he attained a 3.0 grade point average in 1994... Turned down several basketball scholarships to play football at Texas... Very active in Texas' community services program... Serves as a mentor at local elementary and middle schools... Regular visitor to the Children's Hospital of Austin (Brackenridge, Texas)... Born 12/19/74 in Charlotte, North Carolina... Hometown is Oceanside, California.

WESTBROOK'S COLLEGE STATISTICS

Year	Total	TACKLES		Sacks		Int's No/Yds	Passes Def.	Fumbles Rec./For.
		Solo	Asst.	No/Yds	No/Yds			
1993	39	30	9	0/0	2/11	7	0/0	
1994	30	24	6	0/0	4/41	3	0/0	
<i>Sun Bowl</i>	1	1	0	0/0	0/0	1	0/0	
1995	62	47	15	1/7	1/22	9	1/3	
<i>Sugar Bowl</i>	6	6	0	0/0	0/0	2	0/0	
1996	52	44	8	0/0	2/16	11	0/3	
<i>Fiesta Bowl</i>	7	6	1	0/0	0/0	0	0/0	
Regular Season	183	145	38	1/7	9/90	30	1/6	
<i>Bowl Total</i>	<i>14</i>	<i>13</i>	<i>1</i>	<i>0/0</i>	<i>0/0</i>	<i>3</i>	<i>0/0</i>	
Career Total	197	158	39	1/7	9/90	33	1/6	



Juan Roque

TACKLE

Arizona State Round 2

Ht: 6-8 Wt: 333

Born: 1/6/74 (D-2a in '97)

73

COLLEGE: One of the most dominating pass protectors in college football...Has thick, powerful legs...Shuffles back quickly, showing excellent arm extension as he protects the quarterback's "blind side"...Fires off the snap, getting his hands into the defender's chest & is adept in picking up multiple stunt moves...Plays until the whistle, taking great blocking angles while cutting down his man up-field...Fluid accelerator on sweeps, striking with tremendous force to keep the rusher from spinning off him...Refuses to give up the inside angle on the power charge & uses his foot speed to easily slide out

to neutralize the oncoming linebackers...Recently timed at 5.54 in the 40-yard dash...**1996:** All-American first-team selection by Walter Camp & American Football Coaches Association...One of three finalists for the Outland Trophy & Lombardi Award...First-team All-Pac 10 Conference pick...Registered 85 knockdowns & did not allow a sack as he graded 89% for blocking consistency at left tackle...Made key blocks on a pair of 9-yard runs by Terry Battle & sealed off the right side on Michael Martin's fourth-down 19-yard scamper as the team gained 208 yards rushing, finishing with a 93% grade in a 45-27 win over Oregon...Graded 93% as he posted 11 knockdowns, including one on a 4-yard scoring run by Jake Plummer as the Sun Devils amassed 498 yards in a 41-9 rout of Stanford...Posted nine knockdowns, killing the blitz with a cut block that brought down a pair of defenders on Plummer's 27-yard scoring strike to Keith Poole, finishing with a 93% grade as the team gained 651 yards in a 45-14 thrashing of Arizona...**1995:** All-American second-team choice by The Poor Man's Guide to the NFL Draft...Consensus All-Pac 10 Conference first-team pick...Started every game at left offensive tackle as he led the way for a ground game that amassed 2,019 yards with 19 touchdowns...Participated in 825 plays, seeing action on every down in every game, except for 25 plays vs. Texas-El Paso & 12 plays vs. Nebraska...Allowed only three quarterback sacks as he finished 550 of his 564 blocking assignments...Graded 87.5% for blocking consistency...Graded 95% in the Southern California clash, posting seven knockdowns with 60 finishes...Smashed defensive tackle John Raass to the ground, opening a hole used by fullback Ryan Wood for a 1-yard touchdown run as he graded 91% with 77 finishes as the Sun Devils gained 197 yards on the ground in a 29-21 decision over Brigham Young...Came up with a timely block to level a pair of defenders in the backfield to spring tailback Michael Martin for a 4-yard scoring run as he graded 95% & the team picked up 232 aerial yards in a 35-24 victory over Oregon...Graded over 90% (94) for the third straight game as he collected eight knockdowns, finished 68 assignments & brought down defensive tackle Travis Kirschke on Martin's 3-yard score & leveled linebacker Abdul McCullough as Plummer rolled left to connect with Kenny Mitchell on a 27-yard touchdown pass & the offense amassed 454 yards vs. UCLA...**1994:** Started the first seven games & the Arizona contest at left guard...Started vs. Brigham Young & Oregon at right tackle...Graded 82% for blocking consistency with 55 knockdown blocks...Dropped inside linebacker Kane Rogers with a jarring forearm shot on a 58-yard touchdown pass from Jake Plummer to Clyde McCoy as the team amassed 235 yards in the air en route to a 22-16 decision over Oregon State...Dropped defensive tackle Jason Fisk with a cut block on an 11-yard scoring toss from Plummer to Chris Hopkins as the Sun Devils gained 422 yards in a 36-35 win over Stanford...Knocked down defensive tackle Randy Brock a season-high eight times, including one that allowed fullback Parnell Charles to turn a short screen into a 35-yard touchdown catch-&-run and the team piled up 530 yards in a 36-15 thrashing of Brigham Young...**1993:** Played in every game behind Jeff Kysar at left tackle...Earned his first career start vs. Oklahoma State when Kysar was injured, dropping nose guard Lorenzo Green as Grady Benton unleashed a post pattern to Johnny Thomas for a 34-yard touchdown in a 12-10 Sun Devil victory...**1992:** Redshirted as a freshman.

HIGH SCHOOL and PERSONAL: 5.54 in the 40-yard dash...3.16 in the 20-yard dash...1.87 in the 10-yard dash...Bench presses 225 pounds 25 times...Consensus All-American & All-State selection, adding Long Beach Press-Telegram "Best of the West" & Tacoma News-Tribune "Western 100" honors at Ontario (Cal.) High...Rated the state's best offensive lineman by Blue Chip Illustrated...Graduated in May, 1996 with a degree in Latin American History...Enrolled in post-graduate studies for the Fall, 1996 semester...Volunteer speaker at local high schools...Son of María & Armando Roque...Born Juan Armando Roque on 1/6/74 in San Diego, California...Resides in Ontario, California.



Kevin Abrams

CORNERBACK

Syracuse Round 2

Ht: 5-8 Wt: 175

Born: 2/28/74 (D-2b in '97)



24

COLLEGE: Superb pass defender who is one of the fastest players in college football...Reads & reacts to receivers' routes very well...Has superb acceleration as he comes out low from his backpedal...Outstanding leaper who is very confident in his recovery speed, daring opposing quarterbacks to go deep in his territory...Natural interceptor who knows how to use his hands to provide tight coverage & is also very comfortable working in the zone...Shows exceptional balance when redirecting to a receiver's cut...Recently timed at 4.3 in the 40-yard dash...**1996:** Unanimous All-Big East Conference first-team pick...Started all year at left cornerback...Recorded 33 tackles (25 solos) & blocked two punts...Led the team with 12 pass deflections...Blocked a punt & batted away a pass vs. North Carolina...Made five stops with a pass breakup & returned a blocked punt 21 yards in a 52-21 triumph over Virginia Tech...Added five tackles with a deflected pass vs. West Virginia & was in on five solo his while batting down three passes in a 31-7 triumph over Tulane...Recovered a fumble vs. Temple & posted four tackles with a pass breakup vs. Miami...Had a pair of solo tackles & a pass deflection in a 30-17 victory over Houston in the Liberty Bowl...**1995:** All-American pick by the Football Writers Association of America...Unanimous All-Big East Conference first-team choice...Named to the All-Big East squad by Football News...Started the first 10 games at the left cornerback position...Recorded 47 tackles (36 solos) with a fumble recovery...Despite opponents constantly challenging him by throwing in his area, he did not allow a receiver to catch a pass in five games while leading the conference with 18 pass deflections...His six interceptions led the team & were the most by an Orangeman since Rob Thomson had seven pass thefts in 1989...It also ranks fifth on the school's season-record list behind Thomson, Markus Paul (seven in 1985), Avatus Stone (seven in 1950) & Tommy Myers (eight in 1971)...Opened the season with nine tackles (five solos) & a pass breakup in a 20-9 triumph over North Carolina...Followed with four solo tackles as he deflected three passes & picked off another for an 8-yard return vs. East Carolina...Posted four tackles (three solos), intercepted a Ray Lucas pass & batted away four others in a 27-17 victory over Rutgers...Deflected two passes & picked off another vs. Temple & registered six hits (four solos) with a pass deflection in a 22-0 shutout of West Virginia...Added a pair of pass breakups & two interceptions in a 52-24 defeat of Eastern Michigan...It marked the first time a Syracuse player had more than one pass theft in a game since Markus Paul had three interceptions vs. Temple in 1985...Collected six tackles (five solos) vs. Virginia Tech & had another six hits (five solos) with three pass deflections & a 3-yard interception return in a 42-10 win over Pittsburgh...Had a pair of interceptions in a 41-0 triumph over Clemson in the Gator Bowl...**1994:** Started every game at weakside cornerback...Recorded a career-high 66 tackles (51 solos) as he led the Big East Conference with 19 pass deflections...Began the season in fine fashion as he posted seven tackles (five solos) & blocked a punt, advancing the ball 21 yards vs. Oklahoma...Allowed with five tackles (three solos) & a pair of pass breakups vs. Virginia Tech & was in on six hits (three solos) while batting away four passes in the Miami clash...Delivered seven tackles (five solos) while knocking down a pair of passes vs. Boston College...Credited with a pass breakup & eight tackles (seven solos) in a 21-16 victory over Maryland... Closed out the season by registering nine solo tackles with a pass deflection in the West Virginia game...**1993:** Played in nine games as a reserve cornerback, recording four tackles (one solo)...Had a pair of assisted stops vs. West Virginia...**1992:** Did not play, retaining freshman eligibility.

HIGH SCHOOL and PERSONAL: 4.3 in the 40-yard dash...1.44 in the 10-yard dash (fastest clocking of any senior in college)...All-State, All-Sun Coast, All-Western Conference, All-Hillsborough County, captain & Most Valuable Player at Hillsborough (Tampa, Fla.) High...Competed as a cornerback & wide receiver...Also handling kickoff return duties... Enrolled in the College of Arts & Sciences...Son of Gwen & Joseph Abrams...Born Kevin R. Abrams on 2/28/74 in Tampa, Florida.

ABRAMS' COLLEGE STATISTICS

Year	Total	TACKLES		Sacks No/Yds	Int's No/Yds	Passes Def.	Fumbles Rec./For.
		Solo	Asst.				
1992							
		Redshirt - Freshman					
1993	4	1	3	0/0	0/0	0	0/0
1994	66	51	15	0/0	0/0	19	0/0
1995	47	36	11	0/0	6/13	18	1/0
<i>Gator Bowl</i>	0	0	0	0/0	2/0	0	0/0
1996	33	25	8	0/0	0/0	12	1/0
<i>Liberty Bowl</i>	2	2	0	0/0	0/0	1	0/0
Regular Season	150	113	37	0/0	6/13	49	2/0
<i>Bowl Total</i>	2	2	0	0/0	2/0	1	0/0
Career Total	152	115	37	0/0	8/13	50	2/0



Matt Russell

LINEBACKER

Colorado Round 4

Ht: 6-2 Wt: 245

Born: 7/5/73 (D-4 in '97)

54

COLLEGE: Tough, aggressive player who takes on blockers well & shows a quick burst in pursuit...Has good hip turn & drops off fluidly in pass coverage...Knows how to use his powerful arms to prevent from being tied up inside on the surge...Shows great ball reaction skills in the zone...Flows down the line effectively & has the speed to handle the runners coming out of the backfield...Recently timed at 4.66 in the 40-yard dash...Ranks second on the school's career-record list with 446 tackles, topped only by Barry Remington (493, 1982-86)...His 282 unassisted tackles broke Greg Biekert's previous Buffalo record of 280 (1989-92)...Ranks fourth in Colorado annals with 44 tackles for losses...**1996:** Unanimous first-team All-American selection...Recipient of the Butkus Award, given to the top linebacker in college football...Won the Zack Jordan Award, given to the team's Most Valuable Defensive Player...Named College Athlete of the Year by the Colorado Hall of Fame...All-Big Twelve Conference first-team pick...Semi-finalist for the Bronko Nagurski Award, Lombardi Award & Football News' Player of the Year Award...Led the team with 137 tackles (83 solos)...54 of his hits came on first-down plays as the Buffs' limited opponents to a 1.8-yard rushing average...Credited with three sacks for minus 32 yards & 13 stops for losses of 57 yards...Had 12 third-down tackles & three fumble recoveries...Had at least 10 tackles in nine contests...Opened the season with seven hits (six solos) & a pair of stops for minus 13 yards in a 37-19 triumph over Washington State...Made 10 tackles vs. Colorado State & posted 18 stops vs. Michigan...Collected 13 hits (nine solos) with a pass breakup & a stop for a 2-yard loss in a 35-13 triumph over Oklahoma State...Posted 11 tackles (eight solos) vs. Kansas & 13 tackles (nine solos) with a pair of third-down stops in a 28-24 decision over Texas...Came up with 13 tackles (12 solos) & 2 third-down stops in a 41-13 win over Missouri...Delivered 10 tackles (seven solos) with two stops for minus 14 yards & sacked Todd Doxson for a 13-yard loss in a 49-42 defeat of Iowa State...Credited with 11 tackles, a pair of stops behind the line of scrimmage & two third-down hits as the Buffs shut out Kansas State, 12-0...Closed out the season with 16 tackles (12 solos), two sacks for minus 19 yards & a pair of third-down stops in the Nebraska clash...**1995:** Second-team All-American pick by The Poor Man's Guide to the NFL Draft, adding third-team accolades from Associated Press & honorable mention from United Press International...All-Big Eight Conference first-team choice by the coaches, Football News & Associated Press...Finished fourth in the balloting for the Dick Butkus Award...Recipient of the team's inaugural Tuff Award, given for stellar defensive play during spring drills...Started all year at middle linebacker, leading the team with 119 tackles (88 solos) while participating in 563 plays (sixth on the squad)...Had four sacks for minus 22 yards & 12 stops for losses of 33 yards...Posted a team-high 16 third-down stops & had four quarterback pressures...Recovered a fumble & deflected two passes...Also had an interception...Opened the season with 16

hits (13 solos), two sacks for minus 20 yards, three stops behind the line of scrimmage & a third-down stop in a 38-17 victory over Wisconsin...Added 12 tackles (8 solos) with a pair of third-down stops & two hits for losses of five yards in a 29-21 decision over Texas A&M, earning Big Eight Defensive Player of the Year honors...Registered 14 tackles (10 solos) with two sacks, four stops for minus seven yards & three third-down hits in a 38-17 victory over Oklahoma...Collected 14 tackles (12 solos) with three third-down stops vs. Kansas & was in on 21 tackles (nine solos), including one for a 2-yard loss as he raced 30 yards for a touchdown with an interception in a 50-28 defeat of Iowa State...Added 13 tackles (10 solos) with a stop behind the line of scrimmage vs. Nebraska & made 12 tackles (eight solos) with three third-down stops & a pass deflection in a 45-32 victory over Oklahoma State...Came up with eight tackles (seven solos), a pass breakup & a pair of stops for losses of three yards as the Buffs downed Missouri, 21-0...Was in on five tackles (four solos) as he caused a fumble & had a 2-yard sack in a 38-6 defeat of Oregon in the Cotton Bowl...1994: All-Big Eight Conference honorable mention...Started all year at weakside inside linebacker...Participated in 566 plays, recording 105 tackles (63 solos) with two stops for losses of four yards...Recovered a fumble & credited with 11 third-down stops...Had at least 10 tackles in six games...Began the year with 12 hits vs. Northeast Louisiana & was in on 13 tackles (seven solos) as he returned his first interception three yards in a 55-17 trouncing of Wisconsin...Picked off a two-point conversion pass in a 27-26 win over Michigan...Added seven tackles (five solos) vs. Texas & made 11 tackles (seven solos) with a pair of third-down stops vs. Kansas State & came up with 15 hits (12 solos), including one for a 3-yard loss while making three third-down stops vs. Nebraska...Followed with 15 tackles (eight solos) & three thirds-down hits vs. Oklahoma State & had 10 tackles (five solos), in a 41-20 triumph over Iowa State...Posted 10 tackles while sacking quarterback Ron Powlus for a one-yard loss in a 41-24 win over Notre Dame in the Fiesta Bowl...1993: Freshman All-American second-team selection by Football News...Played in every game, starting the final seven contests at weakside inside linebacker...Finished third on the team with 85 tackles (62 solos), four sacks for minus 19 yards & nine stops for losses of 19 yards as he participated in 434 plays...Caused two fumbles & credited with six third-down stops...His first career tackle was an assisted effort vs. Texas & registered eight tackles (five solos), including one for a 3-yard loss in a 45-21 triumph over Baylor...In his first career start, he responded with six tackles (five solos), a stop for a 2-yard loss & a pair of stops for minus 10 yards & a third-down hit as the Buffs tied Kansas State, 16-16...Made nine stops vs. Nebraska & a career-high 17 tackles (13 solos) with two stops for losses of three yards & two third-down hits in a 31-14 win over Oklahoma State...Had 12 tackles, including one for a loss vs. Kansas & collected 13 tackles with a 2-yard sack & three stops for minus six yards in a 21-16 decision over Iowa State in the season finale...Had four solo tackles vs. Fresno State in the Aloha Bowl...1992: Redshirted as a freshman.

HIGH SCHOOL and PERSONAL: 4.66 in the 40-yard dash...1.61 in the 10-yard dash...4.14 in the 20-yard shuttle...8.14 in the four-square drill...All-American first-team pick by Tom Lemming's Prep Football Report & Super Prep magazine, adding second-team honors from Blue Chip Report & honorable mention from USA Today at Belleville East (Ill.) High...Chicago Tribune & Sun Times All-State first-team choice...Added All-East District, All-Conference & All-St. Louis Metro honors as a senior...Rated the third best linebacker in the country by Super Prep...Recorded 146 tackles (76 solos) with eight sacks, 10 pass deflections, three interceptions, four forced fumbles, three fumble recoveries & five blocked kicks on defense, adding 70 yards on three carries as a fullback in his final year...All-District, All-Area, All-Metro & All-League pick as a junior, recording 139 tackles (72 solos) with two interceptions, two blocked punts & seven sacks on defense & caught five passes for 60 yards as a tight end...Also served as the team's place-kicker in his last two years, making all five field goals & 16 of 17 PATs as a senior & connected on 11 of 12 extra point tries as a junior...Recorded 90 tackles with six sacks, two pass thefts & three blocked kicks as a sophomore...Second-team All-League choice as a tight end at Lake Braddock (Washington D.C.) in his freshman year...Best prep performance came in his final year in a 24-20 win over Althoff High (ended Althoff's 27-game winning streak) as he posted 16 tackles with two blocked punts, kicked three extra points & a field goal & rushed once for 32 yards...Lettered in wrestling as a senior, winning the regional heavyweight title with a 17-2 record...Also lettered in track, competing in the 100 meters (11.5), shot put (47'0") & discus (152'0")...Served on the school's yearbook staff...Communications major, twice earning Colorado "Academic Starters" honors...Brother, Randy, was a defensive end & outside linebacker at Arkansas (1988-89) before a neck injury ended his career...His father, Charles Phillip Russell, played football at New Mexico Military Institute before transferring to Baylor (1967)...Charles was in the military & the family lived in Japan, England, Germany, Alabama & Washington D.C. before settling in Illinois...Mom, Laura is a nurse...As a child, he played soccer for the English National Under-14 team that toured Europe before he returned to America...Worked as an oyster shucker one summer...Born 7/5/73 in Tokyo, Japan...Hometown is Fairview Heights, Illinois.

RUSSELL'S COLLEGE STATISTICS

Year	Total	TACKLES		Sacks No/Yds	Int's No/Yds	Passes Def.	Fumbles Rec./For.
		Solo	Asst.				
1992							
1993	85	48	37	4/19	0/0	2	0/2
<i>Aloha Bowl</i>	4	4	0	0/0	0/0	0	0/0
1994	105	63	42	0/0	1/3	2	1/0
<i>Fiesta Bowl</i>	10	3	7	1/1	0/0	0	0/0
1995	119	88	31	4/22	1/30	2	1/0
<i>Cotton Bowl</i>	5	4	1	1/2	0/0	0	0/1
1996	137	83	54	3/32	1/0	1	3/0
Regular Season	446	282	164	11/73	3/33	7	5/2
<i>Bowl Total</i>	<i>19</i>	<i>11</i>	<i>8</i>	<i>2/3</i>	<i>0/0</i>	<i>0</i>	<i>0/1</i>
Career Total	465	293	172	13/76	3/33	7	5/3



Pete Chryplewicz

TIGHT END

Notre Dame Round 5

Ht: 6-5 Wt: 253

Born: 4/27/74 (D-5a in '97)

48

COLLEGE: Chryplewicz (pronounced: crip-LEV-itch) enters the NFL after polishing off his college career at Notre Dame with a career-high 27 catches for 331 yards and four touchdowns... Known for his soft hands, Chryplewicz has the body build that with some work in the weight room could provide the Lions with a formidable blocking force at tight end... The All-Independent first-team choice as a senior started every game last year and ten games as a junior... In all, he played in 42 contests with 29 starts for the Fighting Irish and finished his career with 48 receptions for 585 yards and five scores... Was red-shirted in 1994 after suffering a wrist injury in the second game of the season... In high school, Chryplewicz was an All-American honorable mention by USA Today and rated as the top prospect in the state and third overall in the country by the Detroit Free Press as a senior at Sterling Heights (Mich.) High... Superb blocker who has the power to easily neutralize defenders upfield... Gets his body turned quickly & adjusts well when going for the tough inside catches... Displays excellent concentration making the body grabs & has a fine burst off the snap to neutralize linebackers... Stays with contact & is very fluid blocking on the move... Recently timed at 4.88 in the 40-yard dash... 1996: All-Independent first-team choice... Started every game as he led the team with 27 receptions for 331 yards (12.3 avg) & four touchdowns... Opened the season with three catches for 25 yards vs. Vanderbilt & hauled in five passes for 52 yards in a 35-0 shutout of Purdue... Made key block on an 18-yard touchdown run by tailback Robert Farmer & snatched three passes for 27 yards in a 27-24 victory over Texas... Grabbed three passes for 41 yards, including scores of six & 29 yards in a 54-20 drubbing of Washington... Gained 70 yards on three catches & opened a hole used by fullback Marc Edwards for a 1-yard touchdown run vs. Air Force... Had a 5-yard scoring grab vs. Navy & three catches for 70 yards in a 60-6 trouncing of Pittsburgh... Followed with 3 receptions for 36 yards & a touchdown in a 62-0 victory over Rutgers... 1995: Started every game, except vs. Texas... Logged 212:44 of action as he caught a career-high 17 passes for 204 yards (12.0 avg) & his first career touchdown... Registered 49 knockdown blocks & made 64 special team appearances... Had a 13-yard catch vs. Northwestern & snatched two passes for 25 yards while making a timely block that leveled defensive tackle James Manley on a 6-yard scoring run by Randy Kinder in a 41-0 win over Vanderbilt... Gained 41 yards on a pair of receptions, dropped linebacker Kevin Johnson with a cut block on 30-yard completion from Ron Powlus to Marc Edwards that set up an Irish score & recovered a fumble vs. Ohio State... Made two grabs in a 28-27 defeat of Army... Made three catches for 24 yards, including his first career touchdown, good for two yards in a 38-10 trouncing of Southern California... Had three catches for 18 yards & a 5-yard score vs. Florida State in

the Orange Bowl...1994: Only appeared in two games...Dressed for Florida State, Air Force & Southern California...1993: Saw action in every game, starting eight contests...Picked up 34 yards on three catches (11.3 avg) as he logged 140:25 minutes of action...All of his catches came vs. Michigan State...Appeared in 39 plays with the coverage units...In his first career start, he delivered a block that leveled linebacker Matt Dyson on a 20-yard touchdown run by Reggie Brooks in a 17-17 tie with Michigan...Dropped defensive end Tom Barndt with a cut block as tailback Jerome Bettis raced by for an 8-yard touchdown in a 52-21 rout of Pittsburgh...1992: Played in seven games as a reserve tight end, logging 21:40 minutes of action (did not appear in the Michigan, Southern California, Stanford & Penn State clashes)...His only reception was good for a 16-yard gain vs. Navy.

HIGH SCHOOL and PERSONAL: 4.88 in the 40-yard dash...2.8 in the 20-yard dash...1.73 in the 10-yard dash...4.15 in the 20-yard shuttle...30.5-inch vertical leap...9'8" broad jump...All-American honorable mention by USA Today at Sterling Heights (Mich.) High...Rated the top prospect in the state & third overall in the country by the Detroit Free Press...Ranked fourth among the country's tight ends, according to Max Emfinger's recruiting service...Selected Michigan Player of the Year & Midwest Gatorade Circle of Champions by Scholastic Coach...Earned two letters as a tight end, defensive end, punter & placekicker...All-State choice as he caught 41 passes for 606 yards (14.8 avg) & three touchdowns as the team's captain in his final year...Snatched 36 passes for 478 yards (13.3 avg) and six scores as a junior...Chosen to play in the Michigan East-West All-Star Game...won the Scholar-Athlete Award from the Michigan chapter of the National Football Foundation & Hall of Fame...Two-time captain during his three-year career in basketball & track...Averaged 18 points and 12 rebounds per game as he twice earned All-County honors with the hoop squad...Twice named All-State in track, performing in the discus (155'9"), shot put (57'0") & 100-meter dash (11.2)...Marketing major, enrolled in the College of Business Administration (possesses a 3.067 grade point average)...Mother competed in the shot put & discus for Poland's Olympic team...Born Peter Gerald Chryplewicz on 4/27/74 in Detroit, Michigan.

CHRYPLEWICZ'S COLLEGE RECEIVING STATISTICS

Year	No.	Yards	Avg.	TD	Long
1992 Total	1	16	16.0	0	16
1993 Total	3	34	11.3	0	18
<i>Cotton Bowl</i>	0	0	0.0	0	0
1994 Total	0	0	0	0	0
1995 Total	17	204	12.0	1	28
<i>Orange Bowl</i>	3	18	6.0	1	10
1996 Total	27	331	12.3	4	32
Regular Season	48	585	12.2	5	32
<i>Bowl Total</i>	3	18	6.0	1	10
Career Total	51	603	11.8	6	32



Duane Ashman

DEFENSIVE END

Virginia Round 5

Ht: 6-4 Wt: 274

Born: 12/29/73 (D-5b in '97)

68

COLLEGE: Started every game for the Cavaliers the past three seasons... Appeared in 49 consecutive games in his collegiate career... One of the anchors for a Virginia defense that has seen five defenders from their 1996 squad drafted this year... Lettered in 1993 as a freshman (one start) after spending the 1991 school year at Fork Union (Va.) Military Academy and redshirting at Virginia in 1992...1996: Started all 11 regular season games, plus the CarQuest Bowl... Second-team All-ACC

choice as a senior in 1996 when collected career-highs in tackles (70), tackles for loss (14 for 80 yards) and sacks (eight for 51 yards)... Also recovered and forced a fumble and had three quarterback hurries in senior campaign...**1995:** Started all 12 regular season games and the Peach Bowl... Joined tackle Todd White as the only defensive lineman on the team to start every game... Made 52 tackles, second among the team's defensive linemen... His 12 tackles for loss led the squad... Second on club with six sacks as well... Collected a season-high eight tackles vs. North Carolina... Caused a fumble and had two sacks for 21 yards in game vs. Tarheels... Led Virginia linemen with six tackles vs. Maryland... Had two tackles for loss in four different games... Had sacks in five different contests... Recorded seven tackles in Virginia's first-ever win at Clemson — had two tackles behind the line of scrimmage and a sack in that historic outing... Credited with three tackles and a pass breakup in Peach Bowl...**1994:** Started all 11 regular season games and the Independence Bowl at defensive end... 42 tackles and seven sacks (tied for team-lead)... Had two sacks apiece in games vs. William & Mary and Georgia Tech... Also recorded six tackles vs. Yellow Jackets... Had a 17-yard solo sack vs. William & Mary... Had six tackles and a sack vs. North Carolina State... Recorded five tackles in games vs. Florida State, Duke and Maryland... Three tackles vs. TCU in the Independence Bowl...**1993:** Saw action in all 11 regular season games and the Carquest Bowl... Used primarily as a reserve along the defensive line, but started at defensive end vs. Navy... Was in on four tackles and had a sack for six yards in only starting role... Also had a sack vs. North Carolina... Had a career-high nine tackles vs. Ohio...**1992:** Redshirted... Dressed for games vs. Maryland, Navy, Clemson and North Carolina State.

HIGH SCHOOL and PERSONAL: Saw action at both outside linebacker and defensive end at Fork Union (Va.) Military Academy in 1991... Lettered twice in football at Painted Branch High School in Silver Springs, Maryland as a defensive end and fullback... Earned All-Montgomery County Sentinel and All-County honors... Chosen to Big 33 All-Star team... Also earned two letters in track and field at Painted Branch — was part of team that placed second in the state 4x800 relay... Psychology major at Virginia... Born Duane Anthony Ashman on 12/29/73 in Washington D.C... Son of Rosalie Grant and Earl Ashman... Two younger brothers (Earl and Jermaine) and a younger sister (Tabitha)... Participated in Buddy Program at Charlottesville's (Va.) Greer Elementary School.

ASHMAN'S COLLEGE STATISTICS

Year	Total	TACKLES			Sacks No/Yds	Int's No/Yds	Passes Def.	Fumbles Rec./For.
		Solo	Asst.					
1993	27	15	12		2/8	0/0	1	0/0
<i>Carquest Bowl</i>	0	0	0		0/0	0/0	0	0/0
1994	42	10	32		7/55	0/0	3	0/0
<i>Independence Bowl</i>	3	3	0		0/0	0/0	0	0/0
1995	52	16	36		6/50	0/0	1	1/1
<i>Peach Bowl</i>	3	3	0		0/0	0/0	3	0/0
1996	70	24	46		8/51	0/0	0	1/1
<i>Carquest Bowl</i>	5	5	0		0/0	0/0	0	1/0
Regular Season	191	65	126		23/164	0/0	5	2/2
<i>Bowl Total</i>	<i>11</i>	<i>11</i>	<i>0</i>		<i>0/0</i>	<i>0/0</i>	<i>3</i>	<i>0/0</i>
Career Total	202	76	126		23/164	0/0	8	2/2



Tony Ramirez

TACKLE

Northern Colorado Round 6

Ht: 6-6 Wt: 296

Born: 1/26/73 (D-6 in '97)

75

COLLEGE: Powerfully built lineman with long arms and legs... Has the quickness and upper body strength to fire out and generate movement... Aggressive run blocker in space and keeps his balance at the point of attack... Backpedals smoothly in pass protection and moves fluidly to seal the corner... Recently timed at 4.9 in the 40-yard dash...**1996:** All-American first-team selection by The Poor Man's Guide to the NFL Draft and the Associated Press... All-North Central Conference first-team pick... Lined up at strongside tackle, grading 86% for blocking consistency as he had 106 knockdown blocks and the team averaged 186.9 yards per game rushing... Posted 14 knockdowns, including blocks on a 46-yard touchdown pass play and a 35-yard touchdown run as the offense piled up 261 yards on the ground in a 43-0 victory over Western State (Colo.)... Dropped a pair of defenders with a cut block on a 68-yard touchdown bomb and made a timely hit upfield to spring runner on a 49-yard scoring run as the team amassed 492 yards in a 59-14 rout of Mesa State (Colo.)...**1995:** All-NCC honorable mention... Recipient of the Vic Nottingham Offensive Award... Started nine games, providing superb pass protection as the team averaged 220.5 aerial yards per game... Executed a roll block to free up quarterback on scoring pass in a 23-6 defeat of Nebraska-Omaha... Cleared a hole on a 23-yard TD run as the team piled up 218 yards on the ground in a 30-27 win over St. Cloud State...**1994:** Started every game, helping the team average 406.5 yards per game in total offense...**1993:** Played in a reserve role...**1992:** Redshirted as a freshman.

HIGH SCHOOL and PERSONAL: 4.9 in the 40-yard dash... 2.88 in the 20-yard dash... 1.71 in the 10-yard dash... All-Conference selection as a lineman on the grid team at Northglenn (Colo.) High in 1990... Attended school at Lincoln (Neb.) High as a senior... Sociology major... Son of Karen Forster-Lised and George Ramirez... Born 1/26/73 in Lincoln, Neb.



Terry Battle

RUNNING BACK

Arizona State Round 7

Ht: 5-11 Wt: 197

Born: 2/7/76 (D-7a in '97)

23

COLLEGE: Dangerous open field runner with excellent cutting ability... Shows sure hands for the intermediate passing game... Also a threat to score as a kickoff returner... Will hurdle over defenders in the open... Very patient waiting for his blocks to develop... Runs with short strides, showing decisive movements through the holes... Recently timed at 4.68 in the 40-yard dash...**1996:** All-Pac 10

Conference first-team choice...Despite starting only five games, he became only the fourth player since 1975 to rush for over 1000 yards in a season for the Sun Devils as he carried 160 times for 1,043 yards (6.5 avg) & a school record-tying 18 touchdowns...His 6.5-yard average was the best by a Sun Devil (151 to 200 attempts) since Wilford White (7.55 avg) in 1950...His 18 scores matched the ASU record first set by Woody Green in 1982...Caught nine passes for 45 yards (5.0 avg) & returned 17 kickoffs for 528 yards (31.1 avg) with two scores...His 20 total touchdowns were the most by a Sun Devil since White's 22 in 1950...His 31.2-yard average on kickoff returns broke the old school season record of 26.7 yards by White in 1948...Averaged 146.9 all-purpose yards per game... Opened the season with a 7-yard scoring run vs. Washington & rushed nine times for 83 yards with 35 & 21-yard touchdowns in a 48-27 defeat of Oregon...Followed with 83 yards on 7 tries, including scores of 13 & 12 yards as the Sun Devils downed Boise State 56-7...Had a 99-yard kickoff return for a touchdown vs. UCLA & carried 30 times for 184 yards with 32, 21, seven & 25-yard touchdowns in a 48-35 double-overtime victory over Southern California...Added 80 yards & a 5-yard touchdown on 14 attempts vs. Stanford...Named Pac-10 Offensive Player of the Week as he carried 21 times for 190 yards with a 2-yard score & returned a kickoff 100 yards for a touchdown (first player in school history to return two kickoffs for scores in the same season) in a 29-14 win over Oregon State...His 100-yarder was the longest kickoff return in school annals...Gained 165 yards on 24 carries with touchdowns of 27, three, three & five yards in a 35-7 triumph over California...Followed with 23 runs for 143 yards, including one, 20 & four-yard touchdowns in a 56-14 trouncing of Arizona...Carried 18 times for 34 yards & returned three kickoffs for 54 yards vs. Ohio State in the Rose Bowl...**1995:** Saw action in 10 games as a reserve tailback...Gained 474 yards with three touchdowns on 98 carries (4.8 avg)...Caught three passes for 45 yards (15.0 avg) & returned four kickoffs for 94 yards (23.5 avg)...Picked up 56 yards on eight tries vs. Texas-El Paso & had nine runs for 52 yards with a 1-yard score vs. Nebraska...Amassed 67 yards on 14 attempts vs. Oregon State & rushed 14 times for 66 yards vs. Southern California...Gained 46 yards on eight tries vs. UCLA & closed out the year with a season-high 96 yards on 17 runs vs. Arizona...**1994:** Appeared in 11 games, rushing for 279 yards on 76 carries (3.7 avg)...Caught three passes for 62 yards (20.7 avg) & a touchdown...Set school season records with 27 kickoff returns for 547 yards (20.3 avg)...Had a season-high 17 attempts for 80 yards & returned four kickoffs for 96 yards, including a 52-yarder vs. Miami...Added 51 yards on seven rushes vs. Oregon & carried 10 times for 41 yards while scoring his first career touchdown on a 44-yard pass from Jake Plummer vs. Brigham Young.

HIGH SCHOOL and PERSONAL: 4.68 in the 40-yard dash...2.75 in the 20-yard dash...1.75 in the 10-yard dash... 10'1" broad jump...34.5-inch vertical leap...Lettered three times in football & track at Sweetwater Union (San Diego, Cal.) High, serving as captain in both sports...Added two letters in basketball...Named Metropolitan League Offensive Player of the Year as he ran for 1,875 yards & 21 touchdowns in 13 games as a senior...Had a career-high 240 yards on 22 attempts vs. Grossmont High that year...Justice Studies major...One of three children of Bobby Nell & Houston Battle...Born Terrance Lashaun Battle on 2/7/76 in Dallas, Texas...Resides in San Diego, California.

BATTLE'S COLLEGE STATISTICS

Year	RUSHING					KICKOFF RETURNS				
	No.	Yards	Avg.	Long	TD	No.	Yards	Avg.	Long	TD
1994 Total	76	279	3.7	42	0	27	547	20.3	52	0
1995 Total	98	474	4.8	58	3	4	94	23.5	52	0
1996 Total	160	1043	6.5	50	18	17	258	31.1	1001	2
<i>Rose Bowl</i>	18	34	1.9	9	0	3	54	18.0	23	0
Regular Season	334	1796	5.4	58	21	48	1169	24.3	1001	2
<i>Bowl Total</i>	18	34	1.9	9	0	3	54	18.0	23	0
Career Total	352	1830	5.2	58	21	51	1223	24.0	1001	2



Marcus Harris

WIDE RECEIVER

Wyoming Round 7

Ht: 6-2 Wt: 213

Born: 10/11/74 (D-7b in '97)



11

COLLEGE: Explosive open field runner who is an inviting target with his impressive size, powerful frame & long arms...Extremely tough over the middle...Known to stiff-arm smaller defenders & knows how to use his hands to get a leaping push off his man on deep routes...Lowers his head & keeps his legs churning, showing running back-like qualities as he punishes opponents that dare get in his way after the catch...Quick & shifty out of his routes, changing his speed at will to set up defenders with his array of spin moves...Recently timed at 4.68 in the 40-yard dash...Only player in college football history to gain over 1,400 yards receiving three times in a career...Ranks fifth in NCAA Division 1-A history with 259 receptions, topped only by Howard Twilley of Tulsa (261, 1963-65), Mark Templeton of Cal-Long Beach (262, 1983-86), Terance Mathis of New Mexico (263, 1985-87, 89) & Aaron Turner of Pacific (266, 1989-92)...Only Turner (43) & Ryan Yarborough of Wyoming (42, 1990-93) had more touchdowns in a career than his 38 in Division 1-A annals...His 4,518 yards receiving broke the old Division 1-A all-time record of 4,357 by Yarborough...Had at least one reception in 35 consecutive games... Gained over 100 yards receiving 24 times, topping the old Division 1-A record of 23 by Turner...**1996:** All-American first-team selection by The Poor Man's Guide to the NFL Draft & Football News...All-Western Athletic Conference first-team choice...Finalist for the Fred Biletnikoff Award, given to the nation's top receiver...Joined Diamond Wilkins of Nevada (114) as the only Division 1-A players to catch over 100 passes during the '96 campaign...Caught 109 passes for 1,650 yards (15.1 avg) & 13 touchdowns...Only Wilkins, Howard Twilley of Tulsa (134 in 1965) & Manny Hazard of Houston (142 in 1989) had more receptions in a season in Division 1-A history...His 1,650 yards rank third on the NCAA 1-A's season record list behind Hazard (1,689 in 1989) & Twilley (1,779 in 1965)...Opened the season with 10 receptions for 186 yards, including 24- & 15-yard touchdowns in a 40-38 decision over Idaho...Snatched a career-high 16 passes for 223 yards with scores of 15 & 12 yards in a 41-38 win over Iowa State...His 16 grabs broke the previous school game-record of 15 by Brent Tillman vs. San Diego State in 1994...His 223 yards rank fourth on the Cowboys' game-record chart behind Ryan Yarborough (241 vs. Air Force in 1993), James Loving (247 vs. Houston in 1987) & his own 260 yards vs. Fresno State (1994)...Followed with seven catches for 102 yards with 11 & 26-yard touchdowns in a 66-0 romp over Hawaii...Gained 145 yards on 13 grabs vs. Air Force & had scoring catches of five & 30 yards in a 33-21 defeat of Nevada-Las Vegas...Caught six passes for 148 yards & a touchdown vs. San Jose State & hauled in eight passes for 137 yards, including nine & 25-yard scores vs. Western Michigan...Made nine grabs for 188 yards with 3 & 66-yard touchdowns in a 59-17 decision over Southern Methodist...Grabbed 10 passes for 91 yards vs. San Diego State & had another 10 catches for 191 yards vs. Brigham Young in the WAC championship game...**1995:** First-team All-American pick by the American Football Coaches Association & unanimous All-WAC first-team choice...Semi-finalist for the Fred Biletnikoff Award...Ranked second in the nation with an average of 129.36 yards receiving per game & sixth with an average of 7.09 catches...Had 78 catches for 1,423 yards (18.2 avg)...His 14 scoring grabs rank behind Yarborough's 16 (1993) in Cowboy annals...Gained at least 100 yards & one touchdown catch eight times...Opened the season with seven catches for 120 yards & a 12-yard score vs. Air Force & hauled in eight passes for 156 yards in a 52-6 trouncing of Hawaii...Followed with eight receptions for 161 yards, including touchdowns of 26, 19, 40 & 21 yards in a 45-25 defeat of Oklahoma State...His four scores broke the old school game-record of three set by several players, most recently by Yarborough vs. San Diego State in 1993 & also tied the conference game-record...Gained 105 yards on 6 grabs with a score vs. Louisville & snared 11 passes for 189 yards, including 15 & 27-yard touchdowns vs. Brigham Young...Grabbed 11 passes for 144 yards with a 20-yard vs. Colorado State & made 8 catches for 149 yards with touchdowns of 40 & 24 yards vs.

Utah...Scored on a sensational one-handed 75-yard catch vs. Fresno State & closed out the season with five receptions for 180 yards & two touchdowns, including a 66-yarder in a 42-19 trouncing of Texas-El Paso...**1994:** Sophomore All-American first-team selection by The Poor Man's Guide to the NFL Draft...Third-team All-American pick (all classes) by the Football Writers Association, adding honorable mention from Associated Press & Football News...All-WAC first-team choice...Had the greatest season by any sophomore in NCAA history as he led the Division 1-AA ranks with an average of 199.25 yards receiving per game as he hauled in 71 passes for a career-high 1,431 yards (20.2 avg) & 11 touchdowns...Gained over 100 yards receiving seven times...Started every game, except vs. San Diego State & New Mexico (Cowboys opened with a two-tight end setup)...In his first career start, he had five grabs for 139 yards with scores of 39 & 51 yards in a 36-13 triumph over Texas-El Paso...followed with five catches for 88 yards & a 44-yard touchdown vs. Oregon State & 4 catches for 66 yards in a 17-7 decision over Tulsa...Added 149 yards with a 39-yard score on eight catches vs. Nebraska & grabbed a 30-yard touchdown pass vs. Northeast Louisiana...Made 10 grabs for a career-high 260 yards & a 26-yard touchdown, setting up another score with a 59-yarder vs. Fresno State...His 260 yards broke the old school game-record of 247 yards by James Loving vs. Houston in 1967 & is topped only by Jay Miller of Brigham Young (263 vs. New Mexico, 1973) & Darnay Scott of San Diego State (272 vs. Texas-El Paso, 1992) in conference history...Came off the bench to snatch eight passes for 141 yards with 5 & 42-yard scores in a 52-35 win over San Diego State...Added seven catches for 106 yards vs. Air Force & nine catches for 113 yards & a 13-yard touchdown in the Colorado State clash...Hauled in eight passes for 178 yards & a 63-yard score vs. New Mexico...Had four grabs for 78 yards & a 7-yard touchdown in a 13-10 decision over Hawaii...**1993:** Appeared in one game during the regular season on offense, seeing action in every contest on special teams...Had a 14-yard catch vs. Hawaii...Had a tackle in each of the Oregon State, Northern Iowa & Fresno State games...Added an assisted tackle & a 12-yard kickoff return in a 33-26 decision over Texas-El Paso...Added a 4-yard kickoff return vs. New Mexico...Played, but did not catch any passes vs. Kansas State in the Copper Bowl.

HIGH SCHOOL and PERSONAL: 4.68 in the 40-yard dash...2.68 in the 20-yard dash...1.67 in the 10-yard dash...4.05 in the 20-yard shuttle...34.0-inch vertical leap...9'5" broad jump...Consensus All-State first-team selection as a senior, setting 16 records during his career at Brooklyn Center (Minneapolis, Minn.) High...Named Minneapolis Player of the Year (also Metro Player of the Week five times) by the Minneapolis Tribune...Also chosen Conference Player of the Year...Two-time All-Conference pick...Gained 2,334 all-purpose yards with 25 touchdowns in his final campaign, picking up 940 yards on 92 carries (10.2 avg), 776 yards on 34 receptions (22.8 avg), 268 yards on eight kickoff returns (33.5 avg) & 345 yards on 10 punt returns (34.5 avg)...Amassed 5,004 all-purpose yards, including 1,894 rushing while scoring 46 times during his career...All-Conference choice in both basketball & baseball...Honor Roll student...Served as Homecoming King...Elementary Education major...One of two children (brother, Shane) of Mona & Ronald Harris...Born 10/11/74 in St. Paul, Minnesota...Hometown is Minneapolis, Minnesota.

HARRIS' COLLEGE RECEIVING STATISTICS

Year	No.	Yards	Avg.	TD	Long
1993	1	14	14.0	0	14
1994	71	1431	20.2	11	68
1995	78	1423	18.2	14	75
1996	109	1650	15.1	13	66
Career Total	259	4518	17.4	38	75



Richard Jordan

LINEBACKER

Missouri Southern Round 7

Ht: 6-1 Wt: 265

Born: 12/1/74 (D-7c in '97)

99

COLLEGE: **1996:** Moved to starting middle linebacker slot after playing at defensive end for three years... Named to several pre-season honor sheets, including Bob Griese's, The Sporting News' and Street & Smith's... Career-high 136 tackles as a senior as well as six tackles for loss, one sack, one fumble recovery and career-high three interceptions...**1995:** Second-team All-American choice by Football Gazette and NCAA Division II Sports Information Directors... Chosen as MIAA co-MVP and first-team All-League and All-Region selection... Led club in tackles for loss (15 for 86 yards), passes broken up (eight) and forced fumbles (two-tye) and was second on the squad in tackles (109), sacks (eight for 53 yards) and interceptions (two)... Notched season-high 16 tackles, two tackles for loss (including a sack), two interceptions and a pass broken up vs. Northeast Missouri... Named MIAA Player of the Week for effort vs. Truman State with 11 tackles and two tackles for loss — started game at linebacker (second time in career and only outing of the season)... Also notched 16 tackles vs. Missouri Western, in addition to two passes broken up and forced fumble and a blocked kick... **1994:** Honorable mention All-American choice by Football Gazette... First-team All-Region and All-League... Led or shared team-lead in passes broken up (seven), forced fumbles (four) and fumble recoveries (two)... Was second on squad in tackles (80) and sacks (four for 31 yards) and third in tackles for loss (eight for 44 yards)... Started 1994 season opener at linebacker, but was moved back to end the following week... Career-high 18 tackles vs. Southwest Baptist...**1993:** Second-team All-MIAA pick and team Rookie of the Year honors after leading the team in tackles for loss (15 for 61 yards) and sacks (seven for 39 yards) as a freshman... Was also second on club in forced fumbles (three) and fourth in tackles (68)... Had 12 tackles, including three behind the line of scrimmage, and a 31-yard interception return for a touchdown vs. Missouri-Rolla... Collected 13 tackles, including two behind the line vs. Mankato State in the playoffs.

HIGH SCHOOL and PERSONAL: Won league Defensive Player of the Year honors as well as All-State and Academic All-State honors as a senior... Played linebacker as a senior and registered 152 tackles, four sacks, four fumble recoveries, two forced fumbles and two interceptions... Also ran for 565 yards, caught seven passes for 100 yards and scored 14 touchdowns as a fullback during prep career... High school coach was his father, Ray... Was twice named Vian (Okla.) High's Athlete of the Year... Won four letters in football and track and two in baseball, including state title in shot put... Physical education major at Missouri Southern... Born 12/1/74 in Holdenville, Oklahoma... Older brother played football at Grambling.

JORDAN'S COLLEGE STATISTICS

Year	Total	TACKLES		Sacks No/Yds	Int's No/Yds	Passes Def.	Fumbles Rec./For.
		Solo	Asst.				
1993	68	38	30	7/29	1/31	2	0/3
1994	80	33	47	4/31	0/0	7	2/4
1995	109	56	53	8/53	2/25	8	0/2
1996	136	86	50	1/7	0/0	1	1/1
Career Total	393	213	180	20/130	3/56	18	3/10

1997 Detroit Free Agents

Raphael Ball (Cornerback/Rookie/5-10/179/Ball State) Three-time letter winner at Ball State... Started all 11 regular season games during junior and senior campaigns, in addition to Las Vegas Bowl in 1996... Also earned a Ball State Ray Louthen Senior Contribution Award last year... Saw action in 40 games (28 starts) during time in college... Led squad in interceptions (two) and passes broken up (13) in '96, as well as finishing fifth in tackles (81)... Recorded only other career interception as a sophomore in 1994 when he played in all 11 games, with six starts... Saw reserve action in seven games as a freshman... Twin brother, Raphaol, also played at Ball State and will be a senior in 1997... All-Ohio selection at Cincinnati Winton Woods High School... Born 12/9/74.

Eric Beverly (Tackle/Rookie/6-3/279/Miami (Oh.)) Four-year letter winner at Miami... Played first three years of college ball at tight end before shifting to tackle for senior campaign in 1996... Started all 11 games in '96 along offensive line (nine at right tackle and two games at left tackle)... Was voted a as a tri-captain last year as well... Caught six balls for 51 yards during first three years while playing tight end... Started all 11 games there as a junior in 1995 and six games in 1993 as a redshirt freshman... Sat out most of sophomore year (1994) due to injury... Redshirted in 1992... All-area tight end selection at Bedford Heights (Oh.) High School... Born 3/28/74.

Chuck Davis (Wide Receiver/Rookie/6-1/189/Saginaw Valley State) Left Saginaw Valley holding or sharing 39 school and conference receiving and return records... Conference leader in three categories as a freshman, seven as a sophomore, and four apiece in 1995-96... First-team All-MIFC selection all four years of his collegiate career... Collected 145 receptions for 2,822 yards (19.5 avg.) and 32 TD's during career and 5,604 total all-purpose yards... All-America pick as a sophomore (1994) and junior ('95)... Set season-highs in all receiving categories as a freshman (52 receptions for 979 yards and 11 TD's)... Returned a kickoff 90 yards for a score as a sophomore in 1994 and ran back a punt 72 yards for a touchdown as a junior in 1995... Became the first-ever Cardinal freshman to be named team MVP... All-state prep quarterback at Byron (Mich.) High School where he led his squad to a 26-4 mark over three years... Also an all-conference track athlete and baseball player (center field) in high school... Born 5/17/75.

Jerome Davis (Defensive Tackle/Rookie/6-4/275/Minnesota) Four-year letter winner at Minnesota... Started 26 consecutive games to finish collegiate career... Participant in annual Blue-Gray Classic in Mobile, Ala. following senior campaign... Paul Giel Award winner in 1996 given for total unselfishness and most concern for the University of Minnesota... Made 20 tackles for loss (six each in 1994 and 1996 and four each in 1993 and 1995) and five sacks career-best 2.5 in 1995) in four years at Minnesota... Career-high 50 tackles as a senior Enjoyed only multi-sack game of his career (two) in 1995 season opener vs. Ball State... Notched his only collegiate interception vs. San Diego State in 1994 and returned it 75 yards for a touchdown... Redshirted in 1992... Graduate of Chadsey High School in Detroit where he was an all-state and all-city selection as a senior as well as being named team MVP... Also garnered all-city recognition in basketball and track as a senior... Born 3/4/74.

Travis Kirschke (Defensive Tackle/Rookie/6-3/286/UCLA) Led UCLA linemen during senior season with 49 tackles, also registered 3.5 sacks and a career-high nine tackles for loss... Started the first four games of 1995 before an injury forced him to reserve duty for the remainder of the season... Despite drop in playing time, still tied for second on squad with three sacks on the year, as well as 24 tackles and three tackles for loss... Started seven games as a sophomore in 1995, including the last six contests... Made career-high five sacks in '95 (third on the squad), along with 31 tackles and six tackles for loss... Was one of just two true freshman to see action on defense in 1994 — at backup nose guard... Defensive co-winner of UCLA's John Boncheff Jr. Memorial Trophy for Rookie of the Year... Earned spot on Director's Honor Roll (academic) three times during college career... Three-year letter winner at offensive guard and defensive tackle at Esperanza High School in Anaheim, Calif... Consensus first-team high school All-American selection by Parade, Super Prep, Blue Chip, Football News Scholastic Coach and USA Today... Named USA Today California Player of the Year... Born 9/6/74.

Deon Maddox (Wide Receiver/Rookie/5-10/174/Syracuse) Earned three letters... Pre-season All-Big East as a senior... Named Liberty Bowl Scholar Athlete... First Syracuse athlete to earn degree in three-and-a-half years... Led in catches Orangemen with 23 for 344 yards with one TD as a senior... Finished his career with 48 receptions for 672 yards and three TDs... Played in 11 games with three starts as a junior, finishing fourth on the team with 13 catches, with two TDs... Saw action in all 11 games his sophomore year, caught 11 passes for 141 yards... Played in five games and made one catch as a freshman... Named All-State, All-Sun Coast as a senior at Thomas Jefferson (Tampa, FL.) High... Offensive Player of the Year as a senior... Named All-Western Conference three times and All-Hillsborough County twice... Born 2/18/74.

Tim Martin (Wide Receiver/Rookie/5-8/180/Marshall) First team All-Southern conference as a senior... Team captain in 1995-96... Finished collegiate career as the conference's all-time leader in punt returns (150) and punt return yardage (1,458) with five TD's... Also enjoyed prolific career as a receiver with 221 receptions for 2,886 yards (13.0 avg.) and 23 TD's... Started every game in 1996 posting career-highs in receptions (74) and receiving yards (868)... Returned 49 punts for 397 yards (8.1 avg.) in '96, including a 67-yard TD scamper... Made 54 receptions for 793 yards and five touchdowns in 1995... Also chipped in with 39 punt returns for 515 yards (career-best 13.2 avg.), and two TD's, including career-long 83-yard score vs. Northern Iowa... Recorded 67 catches for 889 yards (13.3 avg.) and 10

TD's as a sophomore in 1994 despite missing three games with a thumb injury... Enjoyed solid freshman season in 1993 with 26 catches for 336 yards (12.9 avg.) and three TD's... Returned 30 kickoffs for 635 yards during career as well... Also served as an outfielder for Thundering Herd's baseball team in 1994-95... Born 2/12/74.

Eldren Milton (Wide Receiver/Rookie/5-11/191/Arkansas-Monticello) Finished career as Monticello's all-time leader in receiving yardage (2,078) and fourth all-time in receptions (110) despite playing for the Boll Weevils for only two years (1995-96)... Sat out 1994 season after competing first two years of collegiate career at Grand Rapids (Mich.) Junior College... Set school records for receptions (58) and receiving yardage (1,047) in 1995 and almost broke both marks during senior campaign last year (52 catches for 1,031 yards)... Registered six 100-yard receiving days in '96... Also returned kickoffs at Monticello (42 returns for 1,128 yards in two years), including two for touchdowns in 1996 — a 100-yarder vs. Arkansas Tech and an 85-yard effort vs. Delta State... All-state, all-conference and all-metro Detroit selection at Pontiac (Mi.) Central High School... Played tailback in high school, rushing for 1,609 yards on 140 carries as a senior... Born 9/14/72.

Dan Pulsipher (Kicker/Rookie/6-0/175/Utah) Started collegiate career in 1991 and returned for 1994-96 seasons after a two-year LDS church mission in 1992-93... School record-holder for career field goals (35) and second all-time at Utah in kick-scoring points scored (221)... 116 of 118 in PAT's during career... 10 of 16 last season in field goals, including career-long 52-yarder vs. Tulsa... Good on 17 of 22 field goals as a junior in 1995... Finalist for Lou Groza National Kicker Award in '95 as well as second-team All-WAC placekicker nod... Also as a junior, was voted Utah's special teams MVP and team co-captain... Tied school record with four field goals vs. Utah State... Also doubled as punter for Utes in '95, averaging 37.1 yards in 50 punts... Took over kicking chores after first game of sophomore season in 1994 and set school record converting 48 of 48 PAT attempts... Made 8 of 16 field goal tries during '94 with four of the misses coming from over 50 yards... Was kickoff specialist in 1991 as a freshman with 46 percent of kicks resulting in touchbacks... Played prep football at both Merced and Carlsbad High Schools (Calif.)... Named first-team all-league, all-north county, All-CIF (San Diego section) while playing for Carlsbad... Booted 48-yard field goal while in high school... Born 4/17/73.

Kevin Sheahan (Defensive Tackle/Rookie/6-0/286/Carroll (Montana)) Named first team NAIA All-American two consecutive years (1995-96) to end collegiate career... Also a first team All-Frontier Conference choice during the same two seasons... Second-team Little All-America pick in '96... Led Saints in tackles (89), quarterback sacks (14), QB hurries (14) and passes blocked (three) as a senior in 1996... Also forced and recovered a fumble during the season... Has been timed at 4.75 in the 40-yard dash... Academic All-Conference selection for three seasons (1994-96)... Hometown is Sparks, Nevada... Born 6/19/95.

Tre Thomas (Safety/Rookie/6-1/211/Texas) Starter at strong safety for Longhorns in 33 of 40 career games, including 32 of 34 in last three years... Also a mainstay on Texas' special teams throughout career... Fifth on team in tackles as a senior with career-best 83 stops... Recorded 10 or more tackles on three occasions in '96, in addition to breaking up live passes and recovering a fumble... Made 67 tackles and broke up five passes as a junior in 1995 with the highlight of that year coming in contest vs. Pittsburgh in which he posted all three of his career interceptions... Was named Southwest Conference Player of the Week for his efforts by both AP and the Dallas Morning News... Notched a career-best 13 tackles in game vs. Notre Dame in '95 as well... Started all 12 games in 1994, collecting 55 tackles and four passes broken up... Played in six games as a freshman (one start), mainly as the Longhorns' nickel back.

Jamie Vanderveldt (Guard/Rookie/6-5/302/Wisconsin) Versatile lineman who spent time at both tackle and guard and on right and left sides of line during collegiate career... Four-time letter winner... Settled in as Badgers' starting left guard during 1995-96... 29 career starts, with a Wisconsin runner rushing for more than 100 yards in 19 of those outings... First-team All-Big Ten choice as a senior in 1996 by media members and honorable mention selection by conference coaches... Had a hand in Badgers leading the Big Ten (12th nationally) in rushing yardage per game in '96... Honorable mention All-Big Ten pick by media members in 1995 as a junior... Started four of the team's last five games of 1994 at right guard, despite never taking a right-handed stance in practice or a game previously... Switched from nose guard, where he was recruited, to offensive line during '93 season and served as a backup on the left side... Redshirted in 1992... High school All-American choice at Waukesha (Wisc.) Catholic Memorial High School by Prep Football Report, The Sporting News and USA Today... Played on two state championship teams in high school and also won two state track titles in the shot put and discus... Born 4/23/74.

Cyril Weems (Cornerback/Safety/Rookie/6-1/207/Wisconsin) Started 16 games at both cornerback and safety during the last two seasons after serving in backup capacity in 1993-94... 16 career passes broken up ranks sixth in Wisconsin history... Started seven games at safety as a senior in 1996, posting 43 tackles, an interception and eight passes broken up... Interception came in Copper Bowl win over Wyoming as he returned it 82 yards for a touchdown, the fourth-longest interception return in Badgers' history... Had seven PBU's in first three games of the year in '96... Started final nine contests of '95 season at cornerback, making 63 tackles, two interceptions and seven passes broken up... One of interceptions was a 75-yard return for a touchdown vs. Purdue... Collected eight tackles and a pass broken up as a backup safety during first two years of collegiate career... Redshirted in 1992... Originally recruited as a quarterback out of Southeastern High School in Detroit... Second-team All-Detroit selection as a senior as well as being ranked 25th on the Detroit Free Press all-area team as a senior... Member of National Honor Society who was also named school's academic athlete of the year as a senior... Born 8/1/74.

How The 1996 Lions Were Built

Year	Draft	Trade	Free Agents	Waivers
1985 (1)	Kevin Glover (2)			
1988 (1)	Bennie Blades (1)			
1989 (1)	Barry Sanders (1)			
1990 (1)				Aubrey Matthews (USFL Jacksonville '84-85)
1991 (3)	Herman Moore (1) Scott Conover (5)	#Brett Perriman (D-2 '88 Saints)		
1992 (4)	Robert Porcher (1) Tracy Scroggins (2a) Jason Hanson (2b)		Eric Lynch (FA '92 Lions)	
1993 (4)	Ryan McNeil (2) Antonio London (3a) Mike Compton (3b) Greg Jeffries (6)			
1994 (10)	Johnnie Morton (1) Van Malone (2) Shane Bonham (3) Tony Semple (5) Jocelyn Borgella (6) Tom Beer (7)		Scott Kowalkowski (D-8 '91 Eagles) Scott Mitchell (D-4 '90 Dolphins) Ron Rivers (FA '94 Chargers) Mike Wells (D-4 '94 Vikings)	
1995 (16)	Luther Elliss (1) David Sloan (3) - I.R. Stephen Boyd (5a) - I.R. Kez McCorvey (5b) Kevin Hickman (6a) - I.R. Cory Schlesinger (6b) Hessley Hempstead (7)	*Corey Raymond (FA '92 Giants)	Jeff Jones (FA '95 Lions) Don Majkowski (D-10 '87 Packers) Zefross Moss (FA '88 Cowboys) Ron Rice (FA '95 Lions) Mark Royals (FA '86 Cowboys) Henry Thomas (D-3 '87 Vikings) Richard Woodley (FA '95 Lions)	
1996 (18)	Reggie Brown (1a) Jeff Hartings (1b) Ryan Stewart (3) Brad Ford (4) Kerwin Waldroup (5)	@ Glyn Milburn (D-2 '93 Broncos)	Shane Dronett (D-2 '92 Broncos) Chris Harrison (FA '96 Lions) Johnny Johnson (FA '96 Lions) Pepper Johnson (D-2 '86 Giants) Miles Mack (FA '96 Lions) Pete Metzelaars (D-3 '82 Seahawks) Derek Price (FA '96 Lions) Ray Roberts (D-1 '92 Seahawks) Howard Smothers (D-7 '95 Eagles) Eric Stocz (FA '96 Oilers) Keith Washington (FA '95 Vikings)	

— Trade with New Orleans for 5th round draft choice
 * — Trade with Jacksonville for Ty Hallock
 @ — Trade with Denver for 2nd and 7th round draft choices



Lions Personnel

1997 Detroit Lions' Alphabetical Roster

No.	Name	Pos.	Ht	Wt.	Birthdate	Exp.	College	How Acq.
24	Abrams, Kevin	CB	5-8	175	2/28/74	R	Syracuse	D-2b '97
68	Ashman, Duane	DE	6-4	274	12/29/73	R	Virginia	D-5b '97
35	Bailey, Robert	CB	5-9	174	9/3/68	7	Miami (Fla.)	FA '97
43	Ball, Raphael	CB	5-10	179	12/9/74	R	Ball State	FA '97
23	Battle, Terry	RB	5-11	197	2/7/76	R	Arizona State	D-7a '97
42	Baxter, Brad	RB	6-1	235	5/5/67	7	Alabama State	FA '97
51	Beer, Tom	LB	6-1	237	3/27/69	4	Wayne State	D-7 '94
79	Beverly, Eric	T	6-3	279	3/28/74	R	Miami (Ohio)	FA '97
12	Blundin, Matt	QB	6-6	233	3/7/69	5	Virginia	FA '97
96	Bonham, Shane	DL	6-2	275	10/18/70	4	Tennessee	D-3 '94
57	Boyd, Stephen	LB	6-0	247	8/22/72	3	Boston College	D-5a '95
80	Boyd, Tommie	WR	6-0	195	12/21/71	1	Toledo	FA '96
59	Brown, Reggie	LB	6-2	241	9/28/74	2	Texas A & M	D-1a '96
5	Caflisch, Andy	P	6-3	200	7/19/68	1	Wisconsin-Stout	FA '97
40	Carrier, Mark	S	6-1	192	4/28/68	8	Southern California	FA '97
48	Chryplewicz, Pete	TE	6-5	253	4/27/74	R	Notre Dame	D-5a '97
29	Colon, Harry	S	6-0	203	2/14/69	7	Missouri	FA '97
77	Compton, Mike	G	6-6	297	9/18/70	5	West Virginia	D-3b '93
76	Conover, Scott	G	6-4	300	9/27/68	7	Purdue	D-5 '91
16	Davis, Chuck	WR	6-0	189	5/17/75	R	Saginaw Valley St.	FA '97
63	Davis, Jerome	DE	6-4	275	3/4/74	R	Minnesota	FA '97
92	Dronett, Shane	DT	6-6	288	1/12/71	6	Texas	FA '96
94	Elliss, Luther	DT	6-5	291	3/22/73	3	Utah	D-1 '95
27	Ford, Brad	CB	5-9	170	1/11/74	2	Alabama	D-4 '96
53	Glover, Kevin	C	6-2	282	6/17/63	13	Maryland	D-2 '85
50	Hamilton, Rick	LB	6-2	241	4/19/70	4	Central Florida	FA '97
4	Hanson, Jason	K	5-11	183	6/17/70	6	Washington State	D-2b '92
11	Harris, Marcus	WR	6-2	213	10/11/74	R	Wyoming	D-7b '97
74	Harrison, Chris	G	6-3	290	2/25/72	2	Virginia	FA '96
64	Hartings, Jeff	G	6-3	283	9/7/72	2	Penn State	D-1b '96
66	Hempstead, Hessley	C/G	6-1	295	1/29/72	3	Kansas	D-7 '95
81	Hickman, Kevin	TE	6-4	258	8/20/71	3	Navy	D-6a '95
58	Jamison, George	LB	6-1	235	9/30/62	12	Cincinnati	FA '97
25	Jeffries, Greg	CB	5-9	184	10/16/71	5	Virginia	D-6 '93
18	Jett, John	P	6-0	199	11/11/68	5	East Carolina	UFA (DAL) '97
70	Jones, Jeff	T	6-5	310	5/30/72	3	Texas A & M	FA '95
99	Jordan, Richard	LB	6-1	265	12/1/74	R	Missouri Southern	D-7c '97
67	Kirschke, Travis	DT	6-3	286	9/6/74	R	UCLA	FA '97
52	Kowalkowski, Scott	LB	6-2	228	8/23/68	7	Notre Dame	FA '94
55	London, Antonio	LB	6-2	234	4/14/71	5	Alabama	D-3a '93
26	Lynch, Eric	RB	5-10	224	5/16/70	5	Grand Valley State	FA '92
17	Macik, Miles	WR	6-4	210	9/15/73	2	Pennsylvania	FA '96
9	Maddox, Deon	WR	5-10	175	2/18/74	R	Syracuse	FA '97

No.	Name	Pos.	Ht	Wt.	Birthdate	Exp.	College	How Acq.
39	Malone, Van	S	5-11	195	7/1/70	4	Texas	D-2 '94
6	Martin, Tim	WR	5-9	180	2/12/74	R	Marshall	FA '97
83	McCorvey, Kez	WR	6-0	190	1/23/72	3	Florida State	D-5b '95
89	Metzelaars, Pete	TE	6-7	254	5/24/60	16	Wabash	UFA (CAR) '96
33	Milburn, Glyn	WR/KR	5-8	177	2/19/71	5	Stanford	T '96
8	Milton, Eldren	WR	6-0	191	9/14/72	R	Ark. Monticello	FA '97
19	Mitchell, Scott	QB	6-6	230	1/2/68	8	Utah	UFA (MIA) '94
84	Moore, Herman	WR	6-4	210	10/20/69	7	Virginia	D-1 '91
87	Morton, Johnnie	WR	6-0	190	10/7/71	4	Southern California	D-1 '94
91	Porcher, Robert	DE	6-3	270	7/30/69	6	South Carolina St.	D-1 '92
82	Price, Derek	TE	6-3	240	8/12/72	2	Iowa	FA '96
2	Pulsipher, Dan	K	6-0	175	4/17/73	R	Utah	FA '97
75	Ramirez, Tony	T	6-6	296	1/26/73	R	Northern Colorado	D-6 '97
31	Raymond, Corey	CB	5-11	185	7/28/69	6	Louisiana State	T '95
14	Reich, Frank	QB	6-4	210	12/4/61	13	Maryland	FA '97
28	Rice, Ron	S	6-1	206	11/9/72	3	Eastern Michigan	FA '95
34	Rivers, Ron	RB	5-8	205	11/13/71	3	Fresno State	FA '94
72	Roberts, Ray	T	6-6	308	6/3/69	6	Virginia	UFA (SEA) '96
73	Roque, Juan	T	6-8	333	1/6/74	R	Arizona State	D-2a '97
54	Russell, Matt	LB	6-2	245	7/5/73	R	Colorado	D-4 '97
20	Sanders, Barry	RB	5-8	200	7/16/68	9	Oklahoma State	D-1 '89
30	Schlesinger, Cory	FB	6-0	230	6/23/72	3	Nebraska	D-6b '95
97	Scroggins, Tracy	DE	6-2	255	9/11/69	6	Tulsa	D-2a '92
62	Semple, Tony	OG	6-4	286	12/20/70	4	Memphis State	D-5 '94
98	Sheahan, Kevin	DT	6-1	286	6/19/75	R	Carroll College	FA '97
86	Sloan, David	TE	6-6	254	6/8/72	3	New Mexico	D-3 '95
69	Solomon, Ariel	OL	6-5	295	7/16/68	7	Colorado	UFA (MIN) '97
38	Stewart, Ryan	S	6-1	207	9/30/73	2	Georgia Tech	D3 '96
49	Stocz, Eric	TE	6-4	258	5/25/74	2	Westminster	FA '96
71	Tharpe, Larry	T	6-4	300	11/19/70	7	Tennessee State	FA '97
41	Thomas, Tre	S	6-1	211	9/12/75	R	Texas	FA '97
61	Vanderveldt, Jamie	G	6-4	305	4/23/74	R	Wisconsin	FA '97
44	Vardell, Tommy	FB	6-2	230	2/20/69	6	Stanford	UFA (S.F.) '97
93	Waldroup, Kerwin	DL	6-3	260	8/1/74	2	Central State (Oh.)	D-5 '96
90	Washington, Keith	DE	6-4	268	12/18/72	3	UNLV	FA '96
45	Weems, Cyrrill	CB	6-2	207	8/1/74	R	Wisconsin	Fa '97
95	Wells, Mike	DT	6-3	287	1/6/71	4	Iowa	FA '94
32	Westbrook, Bryant	CB	6-0	199	12/19/74	R	Texas	D-1 '97
21	Williams, Allen	RB	5-10	205	9/17/72	1	Maryland	FA '97

1997 Detroit Lions' Numerical Roster

(*age at the start of the 1996 season)

No.	Name	Pos.	Ht.	Wt.	Age	Exp.	College	Hometown
2	Dan Pulsipher	K	6-0	175	24	R	Utah	Carlsbad, Ca.
4	Jason Hanson	K	5-11	183	27	6	Washington State	Spokane, Wa.
5	Andy Catlisch	P	6-3	200	27	1	Wisconsin-Stout	River Falls, WI.
6	Tim Martin	WR	5-9	180	23	R	Marshall	Soddy-Daisy, Tn.
8	Eldren Milton	WR	6-0	191	24	R	Arkansas Monticello	Pontiac, Mi.
9	Deon Maddox	WR	5-10	175	23	R	Syracuse	Tampa, Fl.
11	Marcus Harris	WR	6-2	213	22	R	Wyoming	Minneapolis, Mn.
12	Matt Blundin	QB	6-6	233	28	5	Virginia	Folsom, Pa.
14	Frank Reich	QB	6-4	210	35	13	Maryland	Lebanon, Pa.
16	Chuck Davis	WR	6-0	189	22	R	Saginaw Valley St.	Genesee, Mi.
17	Miles Macic	WR	6-4	210	24	2	Pennsylvania	Marlboro, N.J.
18	John Jett	P	6-0	199	28	5	East Carolina	Reedville, Va.
19	Scott Mitchell	QB	6-6	230	29	8	Utah	Springville, Utah
20	Barry Sanders	RB	5-8	200	29	9	Oklahoma State	Wichita, Ka.
21	Allen Williams	RB	5-10	205	24	1	Maryland	Thomasville, Ga.
23	Terry Battle	RB	5-11	197	21	R	Arizona State	San Diego, Ca.
24	Kevin Abrams	CB	5-8	175	23	R	Syracuse	Tampa, Fl.
25	Greg Jeffries	CB	5-9	184	26	5	Virginia	High Point, N.C.
26	Eric Lynch	RB	5-10	224	27	5	Grand Valley State	Woodhaven, Mi.
27	Brad Ford	CB	5-9	170	23	2	Alabama	Alexander City, Ala.
28	Ron Rice	S	6-1	206	24	3	Eastern Michigan	Detroit, Mi.
29	Harry Colon	S	6-0	203	28	7	Missouri	Kansas City, Ks.
30	Cory Schlesinger	FB	6-0	230	25	3	Nebraska	Duncan, Neb.
31	Corey Raymond	CB	5-11	185	28	6	Louisiana State	New Iberia, La.
32	Bryant Westbrook	CB	6-0	199	22	R	Texas	Oceanside, Ca.
33	Glyn Milburn	RB/KR	5-8	177	26	5	Stanford	Santa Monica, Ca.
34	Ron Rivers	RB	5-8	205	25	3	Fresno State	Highland, Ca.
35	Robert Bailey	CB	5-9	174	28	7	Miami (Fla.)	Miami, Fl.
38	Ryan Stewart	S	6-1	207	23	2	Georgia Tech	Moncks Corner, S.C.
39	Van Malone	S	5-11	195	27	4	Texas	Houston, Tx.
40	Mark Carrier	S	6-1	192	29	8	Southern California	Long Beach, Ca.
41	Tre Thomas	S	6-1	211	22	R	Texas	Houston, Tx.
42	Brad Baxter	RB	6-1	235	29	7	Alabama State	Slocomb, Al.
43	Raphael Ball	CB	5-10	179	22	R	Ball State	Cincinnati, Oh.
44	Tommy Vardell	FB	6-2	230	28	6	Stanford	El Cajon, Ca.
45	Cyrill Weems	CB	6-2	207	23	R	Wisconsin	Detroit, Mi.
48	Pete Chryplewicz	TE	6-5	253	23	R	Notre Dame	Sterling Heights, Mi.
49	Eric Stocz	TE	6-4	258	23	2	Westminster	Trumbull, Oh.
50	Rick Hamilton	LB	6-2	241	27	4	Central Florida	Inverness, Fl.
51	Tom Beer	LB	6-1	237	27	4	Wayne State	Bay Port, Mi.
52	Scott Kowalkowski	LB	6-2	228	29	7	Notre Dame	Orchard Lake, Mi.

No.	Name	Pos.	Ht.	Wt.	Age	Exp.	College	Hometown
53	Kevin Glover	C	6-2	282	34	13	Maryland	Upper Marlboro, Md.
54	Matt Russell	LB	6-2	245	24	R	Colorado	Belleville, Il.
55	Antonio London	LB	6-2	234	26	5	Alabama	Tullahoma, Tn.
57	Stephen Boyd	LB	6-0	247	24	2	Boston College	Valley Stream, N.Y.
58	George Jamison	LB	6-1	235	34	12	Cincinnati	Bridgeton, N.J.
59	Reggie Brown	LB	6-2	241	23	2	Texas A & M	Austin, Tx.
61	Jamie Vanderveldt	G	6-4	305	23	R	Wisconsin	Waukesha, Wi.
62	Tony Sempla	G	6-4	286	26	4	Memphis State	Lincoln, Il.
63	Jerome Davis	DE	6-4	275	23	R	Minnesota	Detroit, Mi.
64	Jeff Hartings	G	6-3	283	25	2	Penn State	St. Henry, Oh.
66	Hessley Hempstead	C/G	6-1	295	25	3	Kansas	Upland, Ca.
67	Travis Kirschke	DT	6-3	286	22	R	UCLA	Yorba Linda, Ca.
68	Duané Ashman	DE	6-4	274	23	R	Virginia	Silver Springs, Md.
69	Ariel Solomon	OL	6-5	295	29	7	Colorado	Boulder, Co.
70	Jeff Jones	T	6-6	310	25	3	Texas A & M	Killeen, Tx.
71	Larry Tharpe	T	6-4	300	26	6	Tennessee State	Macon, Ga.
72	Ray Roberts	T	6-6	308	29	6	Virginia	Asheville, N.C.
73	Juan Roque	T	6-8	333	23	R	Arizona State	Ontario, Ca.
74	Chris Harrison	G	6-3	290	25	2	Virginia	Washington, D.C.
75	Tony Ramirez	T	6-6	296	24	R	Northern Colorado	Lincoln, Ne.
76	Scott Conover	G	6-4	300	28	7	Purdue	Freehold, N.J.
77	Mike Compton	C/G	6-6	297	26	5	West Virginia	Richland, Va.
79	Eric Beverly	T	6-3	279	23	R	Miami (Ohio)	Bedford Heights, Oh.
80	Tommie Boyd	WR	6-0	195	24	1	Toledo	Lansing, Mi.
81	Kevin Hickman	TE	6-4	258	25	2	Navy	Delran, NJ
82	Derek Price	TE	6-3	240	24	2	Iowa	Tempe, Az.
83	Kez McConvey	WR	6-0	190	25	3	Florida State	Pascagoula, Ms.
84	Herman Moore	WR	6-4	210	27	7	Virginia	Danville, Va.
86	David Sloan	TE	6-6	254	24	2	New Mexico	Tollhouse, Ca.
87	Johnnie Morton	WR	6-0	190	25	4	Southern California	Torrance, Ca.
89	Pete Metzelaars	TE	6-7	254	37	16	Wabash	Portage, Mi.
90	Keith Washington	DE	6-4	268	26	3	UNLV	Dallas, Tx.
91	Robert Porcher	DE	6-3	270	28	6	South Carolina State	Wando, S.C.
92	Shane Dronett	DT	6-6	288	26	6	Texas	Orange, Tx.
93	Kerwin Waldroup	DL	6-3	260	22	2	Central State (Oh.)	Country Club Hills, Il.
94	Luther Elliss	DT	6-5	291	24	3	Utah	Mancos, Co.
95	Mike Wells	DT	6-3	287	26	4	Iowa	Arnold, Mo.
96	Shane Bonham	DL	6-2	275	26	4	Tennessee	Fairbanks, Ak.
97	Tracy Scroggins	DE	6-2	255	27	6	Tulsa	Checotah, Ok.
98	Kevin Sheahan	DT	6-1	286	22	R	Carroll College	Reno, Nv.
99	Richard Jordan	LB	6-1	265	22	R	Missouri Southern	Vian, Ok.

HEAD COACH: Bobby Ross **ASSISTANT COACHES:** Sylvester Croom, *Offensive Coordinator*; Larry Peccatiello, *Defensive Coordinator*; Brian Baker, *Defensive Line*; Don Clemons, *Defensive Assistant & Assistant Strength Coach*; Frank Falks, *Running Backs*; Jack Henry, *Offensive Line*; Bert Hill, *Strength & Conditioning*; Stan Kwan, *Offense & Special Teams Assistant*; John Misciagna, *Quality Control - Offense & Administrative Assistant*; Gary Moeller, *Linebackers*; Dennis Murphy, *Quality Control - Defense*; Bob Palcic, *Tight Ends*; Chuck Prieter, *Special Teams*; Richard Selcer, *Secondary*; Jerry Sullivan, *Receivers*; Marc Trestman, *Quarterbacks*.

Lions Roster Moves

SINCE FINAL 1996 PRESEASON CUTS

August 26: Lions waived-procedural recall the following players: DE PAT IVEY; WR DIRIKI MOSE; LB MICHAEL O'SHEA; LB WILLIE SMITH and G HOWARD SMOTHERS.

August 26: Lions placed QB RICK STROM on Reserve/Injured.

August 27: Lions signed the following players to the Practice Squad: WR TOMMIE BOYD; WR DIRIKI MOSE; G HOWARD SMOTHERS; TE ERIC STOCZ and DE KEITH WASHINGTON.

September 1: Lions de-activated the following players at Minnesota: DL SHANE BONHAM; CB JOCELYN BORGELLA; LB REGGIE BROWN; CB BRAD FORD; G CHRIS HARRISON; QB JOHNNIE JOHNSON; WR MILES MACIK; WR KEZ McCORVEY.

September 4: Lions released QB RICK STROM.

September 8: Lions de-activated the following players vs. Tampa Bay: CB JOCELYN BORGELLA; LB REGGIE BROWN; CB BRAD FORD; G CHRIS HARRISON; QB JOHNNIE JOHNSON; WR MILES MACIK; WR KEZ McCORVEY.

September 15: Lions de-activated the following players at Philadelphia: CB JOCELYN BORGELLA; LB REGGIE BROWN; G CHRIS HARRISON; QB JOHNNIE JOHNSON; WR MILES MACIK; WR KEZ McCORVEY; DE KEITH WASHINGTON; CB RICHARD WOODLEY.

September 22: Lions de-activated the following players vs. Chicago: CB JOCELYN BORGELLA; LB REGGIE BROWN; G CHRIS HARRISON; QB JOHNNIE JOHNSON; WR MILES MACIK; WR KEZ McCORVEY; TE DEREK PRICE; DE KEITH WASHINGTON.

September 27: Lions sign first round pick G JEFF HARTINGS and released LB MICHAEL BROOKS.

September 29: Lions de-activated the following players at Tampa Bay: LB REGGIE BROWN; G CHRIS HARRISON; QB JOHNNIE JOHNSON; LB ANTONIO LONDON; WR MILES MACIK; WR KEZ McCORVEY; TE DAVID SLOAN.

October 6: Lions de-activated the following players vs. Atlanta: G SCOTT CONOVER; G CHRIS HARRISON; QB JOHNNIE JOHNSON; WR MILES MACIK; WR KEZ McCORVEY; S RON RICE; DE TRACY SCROGGINS; TE DAVID SLOAN.

October 8: Lions placed TE DAVID SLOAN on Reserve/Injured, released WR MILES MACIK, released WR DIRIKI MOSE from the Practice Squad and signed TE ERIC STOCZ from the Practice Squad.

October 9: Lions signed free agent DT SHANE DRONETT.

October 10: Lions signed WR MILES MACIK to the Practice Squad.

October 13: Lions de-activated the following players at Oakland: LB STEPHEN BOYD; LB REGGIE BROWN; G SCOTT CONOVER; DT LUTHER ELLISS; G CHRIS HARRISON; QB JOHNNIE JOHNSON; WR KEZ McCORVEY; TE ERIC STOCZ.

October 15: Lions released TE ERIC STOCZ.

October 16: Lions signed TE STEVE BROOKS to the Practice Squad.

October 23: Lions signed TE STEVE BROOKS from the Practice Squad, released G HOWARD SMOTHERS from the Practice Squad and signed TE ERIC STOCZ to the Practice Squad.

October 27: Lions de-activated the following players vs. New York Giants: DT LUTHER ELLISS; QB JOHNNIE JOHNSON; G CHRIS HARRISON; WR KEZ McCORVEY; CB COREY RAYMOND; DE TRACY SCROGGINS; G TONY SEMPLE; CB RICHARD WOODLEY.

November 3: Lions de-activated the following players at Green Bay: LB STEPHEN BOYD; TE STEVE BROOKS; T CHRIS HARRISON; S VAN MALONE; WR KEZ McCORVEY; QB SCOTT MITCHELL; CB COREY RAYMOND; DE TRACY SCROGGINS.

November 4: Lions released TE STEVE BROOKS.

November 6: Lions signed G HOWARD SMOTHERS to the Practice Squad.

November 11: Lions de-activated the following players at San Diego: LB STEPHEN BOYD; DT SHANE DRONETT; G CHRIS HARRISON; QB JOHNNIE JOHNSON; T JEFF JONES; WR KEZ McCORVEY; S RON RICE.

November 15: Lions signed TE STEVE BROOKS and released WR TOMMIE BOYD from the Practice Squad.

November 17: Lions de-activated the following players vs. Seattle: LB STEPHEN BOYD; G MIKE COMPTON; QB

JOHNNIE JOHNSON; T JEFF JONES; WR KEZ McCORVEY; RB RON RIVERS; DE TRACY SCROGGINS; CB RICHARD WOODLEY.

November 18: Lions waived TE **STEVE BROOKS** and signed WR **TOMMIE BOYD** to the Practice Squad.

November 24: Lions de-activated the following players at Chicago: LB **STEPHEN BOYD**; G **CHRIS HARRISON**; QB **JOHNNIE JOHNSON**; WR **KEZ McCORVEY**; S **RON RICE**; DE **TRACY SCROGGINS**; CB **RICHARD WOODLEY**.

November 28: Lions de-activated the following players vs. Kansas City: CB **JOCELYN BORGELLA**; DE **SHANE DRONETT**; G **CHRIS HARRISON**; QB **JOHNNIE JOHNSON**; WR **KEZ McCORVEY**; DE **TRACY SCROGGINS**; CB **RICHARD WOODLEY**.

December 8: Lions de-activated the following players vs. Minnesota: LB **STEPHEN BOYD**; DE **SHANE DRONETT**; G **CHRIS HARRISON**; QB **JOHNNIE JOHNSON**; WR **KEZ McCORVEY**; DE **TRACY SCROGGINS**; S **RYAN STEWART**.

December 13: Lions signed TE **ERIC STOCZ** from the Practice Squad.

December 15: Lions de-activated the following players vs. Green Bay: LB **STEPHEN BOYD**; G **CHRIS HARRISON**; QB **JOHNNY JOHNSON**; T **JEFF JONES**; TE **PETE METZELAARS**; CB **COREY RAYMOND**; DE **TRACY SCROGGINS**; S **RYAN STEWART**.

December 17: Lions signed WR **MILES MACIK** from the Practice Squad and placed LB **STEPHEN BOYD** on Reserve/Injured.

December 23: Lions de-activated the following players at San Francisco: S **BENNIE BLADES**; QB **JOHNNY JOHNSON**; WR **MILES MACIK**; WR **KEZ McCORVEY**; T **ZEFROSS MOSS**; DE **TRACY SCROGGINS**; TE **ERIC STOCZ**; DT **HENRY THOMAS**.

February 5: Lions re-signed QB **SCOTT MITCHELL**.

February 19: Lions re-signed CB **GREG JEFFRIES** and WR **TOMMIE BOYD**.

February 21: Lions signed P **ANDY CAFLISCH**, FB **TRACY JOHNSON** and T **LARRY THARPE**.

February 28: Lions re-signed QB **JOHNNY JOHNSON**, TE **ERIC STOCZ** and signed RB **ALLEN WILLIAMS**.

March 4: Lions re-signed RB **ERIC LYNCH** and signed RB **BRAD BAXTER**, QB **MIKE CAWLEY** and WR **MIKE HORACEK**.

March 5: Lions signed LB **GEORGE JAMISON**.

March 6: Lions signed QB **FRANK REICH** and re-signed WR **MILES MACIK** and TE **DEREK PRICE**.

March 12: Lions signed P **JOHN JETT** and re-signed RB **RON RIVERS** and DE **KEITH WASHINGTON**.

March 14: Lions re-signed S **RON RICE**.

March 18: Lions re-signed G **CHRIS HARRISON** and LB **SCOTT KOWALKOWSKI**.

March 20: Lions re-signed LB **TOM BEER** and signed S **HARRY COLON**.

March 21: Lions re-signed T **JEFF JONES** and CB **RICHARD WOODLEY** and signed LB **RICK HAMILTON**.

March 25: Lions released QB **MIKE CAWLEY** and CB **RICHARD WODLEY**.

March 26: Lions released WR **MIKE HORACEK**.

March 27: Lions signed QB **MATT BLUNDIN**.

April 14: Lions re-signed TE **PETE METZELAARS** and signed OL **ARIEL SOLOMON**.

April 19: Lions acquired Dallas' second round pick in the 1997 draft in exchange for Detroit's third and fourth round picks in the 1997 draft.

April 19: Lions drafted CB **BRYANT WESTBROOK** (D-1), T **JUAN ROQUE** (D-2), CB **KEVIN ABRAMS** (D-3), LB **MATT RUSSELL** (D-4), TE **PETE CHRYPLEWICZ** (D-5); DE **DUANE ASHMAN** (D-5) T **TONY RAMIREZ** (D-6); RB **TERRY BATTLE** (D-7); WR **MARCUS HARRIS** (D-7); LB **RICHARD JORDAN** (D-7).

April 23: Lions waived DT **HENRY THOMAS** and signed unrestricted free agent FB **TOMMY VARDELL**.

April 24: Lions signed free agent CB **ROBERT BAILEY**. Also, the Lions signed the following rookie free agents: CB **RAPHAEL BALL**; T **ERIC BEVERLY**; WR **CHUCK DAVIS**; DE **JEROME DAVIS**; DT **TRAVIS KIRSHKE**; WR **TIM MARTIN**; WR **ELDREN MILTON**; K **DAN PULSIPHER**; DT **KEVIN SHEAHAN**; S **TRE THOMAS**; G **JAMIE VANDERVELT**; CB **CYRIL WEEMS**.

May 2: Lions waived FB **TRACY JOHNSON**.

May 22: Lions re-signed DL **SHANE BONHAM** and signed seventh round draft choice LB **RICHARD JORDAN**.

June 2: Lions re-signed DL **MIKE WELLS**.

June 6: Lions signed rookie free agent WR **DEON MADDOX**.

June 12: Lions released QB **JOHNNY JOHNSON**.

Lions' Final 1996 Depth Chart

OFFENSE

XR:	80 Brett Perriman	10 Kez McCorvey	<u>17 Miles Macik</u>
WR:	87 Johnnie Morton	33 Glyn Milburn	
LT:	72 Ray Roberts	70 Jeff Jones	
LG:	77 Mike Compton	76 Scott Conover	62 Tony Semple
C:	53 Kevin Glover	66 Hessley Hempstead	
RG:	<u>64 Jeff Harlings</u>	76 Scott Conover	62 Tony Semple
RT:	71 Zefross Moss	<u>74 Chris Harrison</u>	
TE:	89 Pete Metzelaars	<u>82 Derek Price</u>	<u>49 Eric Stocz</u>
ZR:	84 Herman Moore	83 Aubrey Matthews	
QB:	19 Scott Mitchell	1 Don Majkowski	<u>13 Johnny Johnson</u>
HB:	20 Barry Sanders	34 Ron Rivers	26 Eric Lynch 30 Cory Schlesinger

DEFENSE

LE:	91 Robert Porcher	90 Keith Washington	
NT:	98 Henry Thomas	95 Mike Wells	
UT:	94 Luther Elliss	96 Shane Bonham	92 Shane Dronett
RE:	<u>93 Kerwin Waldroup</u>	97 Tracy Scroggins	
SLB:	55 Antonio London	51 Tom Beer	
MLB:	99 Pepper Johnson	52 Scott Kowalkowski	
WLB:	<u>59 Reggie Brown</u>	52 Scott Kowalkowski	
LCB:	47 Ryan McNeil	27 Jocelyn Borgella	<u>44 Brad Ford</u>
RCB:	31 Corey Raymond	25 Greg Jeffries	24 Richard Woodley
FS:	39 Van Malone	28 Ron Rice	
SS:	36 Bennie Blades	<u>38 Ryan Stewart</u>	

SPECIALISTS

PK:	4 Jason Hanson		
P:	3 Mark Royals		
H:	3 Mark Royals	1 Don Majkowski	
PC:	62 Tony Semple	77 Mike Compton	
KC:	77 Mike Compton	62 Tony Semple	
PR:	33 Glyn Milburn	24 Richard Woodley	
KR:	33 Glyn Milburn	24 Richard Woodley	34 Ron Rivers

(Players who finished season on Injured Reserve:
LB Stephen Boyd, TE Kevin Hickman, TE David Sloan)

Rookie and first-year players underlined



1996 Season In Review

Final 1996 Offensive Statistics

RESULTS (5-11-0)

Lost	DETROIT	13	at Minnesota	17 (52,972)
Won	DETROIT	21	TAMPA BAY	6 (54,229)
Lost	DETROIT	17	at Philadelphia	24 (66,772)
Won	DETROIT	35	CHICAGO	16 (70,022)
Won	DETROIT	27	at Tampa Bay	0 (34,961)
Won	DETROIT	28	ATLANTA	24 (58,666)
Lost	DETROIT	21	at Oakland	37 (50,037)
Lost	DETROIT	7	N.Y. GIANTS	35 (63,501)
Lost	DETROIT	18	at Green Bay	28 (60,695)
Lost	DETROIT	21	at San Diego	27 (60,425)
Won	DETROIT	17	SEATTLE	16 (51,194)
Lost	DETROIT	14	at Chicago	31 (55,864)
Lost	DETROIT	24	KANSAS CITY	28 (75,079)
Lost	DETROIT	22	MINNESOTA	24 (46,043)
Lost	DETROIT	3	GREEN BAY	31 (73,214)
Lost	DETROIT	14	at San Francisco	24 (61,921)

TEAM STATISTICS

DETROIT		Opponents
TOTAL FIRST DOWNS	317	324
Rushing	105	126
Passing	180	172
Penalty	32	26
3rd Down: Made/Att	72/189 38%	95/220 43%
4th Down: Made/Att	9/20 45%	8/12 67%
TOTAL NET YARDS	5013	5357
Average Per Game	313.3	334.8
Total Plays	976	1044
Average Per Play	5.1	5.1
NET YARDS RUSHING	1810	2007
Average Per Game	113.1	125.4
Total Rushes	389	510
NET YARDS PASSING	3203	3350
Average Per Game	200.2	209.4
Tackled/Yards Lost	46/260	32/227
Gross Yards	3463	3577
Attempts/Completions	541/309	502/311
Percent of Completion	57.1	62.0
Had Intercepted	21	11
PUNTS/AVERAGE	71/42.9	71/41.2
NET PUNTING AVERAGE	33.3	35.3
PENALTIES/YARDS	109/863	115/938
FUMBLES/BALL LOST	19/5	26/7
TOUCHDOWNS	38	44
Rushing	15	12
Passing	20	28
Returns	3	4
2 POINT CONVERSIONS	1	1
Rushing: Made/Attempt	0/0 0%	0/1 0%
Passing: Made/Attempt	1/2 50%	1/2 50%
TIME OF POSSESSION	431:17	528:43
Average Per Game	26:57	33:02
AVERAGE POINTS PER GAME	18.9	23.0

SCORE BY PERIODS

	1	2	3	4	OT	Total
LIONS' TOTAL	52	117	76	57	0	302
Opponents Total	81	130	79	78	0	368

SCORING

	TDs					S	TP
	R	P	Rt	2PC	PAT		
Hanson					36-36	12-17	72
Sanders	11						66
Moore		9	1				56
Perriman		5					30
Mitchell	4						24
Raymond				1			6
Blades			1				6
Wells				1			6
LIONS' TOTAL	15	20	3	1	36-36	12-17	0 302
Opponents Total	12	28	4	1	41-42	20-25	1 369

FIELD GOALS

	1-19	20-29	30-39	40-49	50+	Total
Hanson	0-0	4-4	4-5	3-5	1-3	12-17
LIONS' TOTAL	0-0	4-4	4-5	3-5	1-3	12-17
Opponents Total	0-0	9-9	6-7	5-9	0-0	20-25

Hanson (24,39); (53WR); (51); (); (20,39B,29);
 (); (); (48); (53WR); (43); (); (21);
 (48WR,30,48,31); (39); (41WR) - 70.6%

RUSHING

	No.	Yds.	Avg.	LG	TD
Sanders	307	1553	5.1	54t	11
Rivers	19	86	4.5	26	0
Mitchell	37	83	2.2	9	4
Majkowski	14	38	2.7	12	0
Morton	9	35	3.9	18	0
Perriman	1	13	13.0	13	0
Lynch	2	2	1.0	2	0
LIONS' TOTAL	389	1810	4.7	54t	15
Opponents Total	510	2007	3.9	52	12

PASSING

	Att.	Comp.	Yds.	Pct.	Avg/Att	TD	%TD	Int.	%Int.	LG	Sack/Yds	Rating
Mitchell	437	253	2917	57.9	6.68	17	3.9	17	3.9	62t	36/199	74.9
Majkowski	102	55	554	53.9	5.43	3	2.9	3	2.9	27	10/ 61	67.2
Royals	1	1	-8	100.0	8.00	0	0.0	0	0.0	-8	0/ 0	100.0
Sanders	1	0	0	0.0	0.00	0	0.0	1	100.0	0	0/ 0	0.0
LIONS' TOTAL	541	309	3463	57.1	6.40	20	3.7	21	3.9	62t	46/260	72.4
Opponents Total	502	311	3577	62.0	7.13	28	5.6	11	2.2	73	32/227	93.0

RECEIVING

	No.	Yds.	Avg.	LG	TD
Moore	106	1296	12.2	50t	9
Perriman	94	1021	10.9	44	5
Morton	55	714	13.0	62t	6
Sanders	24	147	6.1	28	0
Metzelaars	17	146	8.6	20	0
Sloan	7	51	7.3	18	0
Matthews	3	41	13.7	21	0
Rivers	2	28	14.0	19	0
Price	1	14	14.0	14	0
LIONS' TOTAL	309	3463	11.2	62t	20
Opponents Total	311	3577	11.5	73	28

INTERCEPTIONS

	No.	Yds.	Avg.	LG	TD
McNeil	5	14	2.8	15	0
Blades	2	112	56.0	98t	1
Raymond	1	24	24.0	24t	1
Stewart	1	14	14.0	14	0
Malone	1	5	5.0	5	0
Jeffries	1	0	0.0	0	0
LIONS' TOTAL	11	169	15.4	98t	2
Opponents Total	21	313	14.9	37	3

PUNTING

	No.	Yds.	Avg.	TB	In20	LG	Blk
Royals	69	3020	43.8	8	11	60	1
Team	1	0	0.0	0	0	0	0
Hanson	1	24	24.0	0	1	24	0
LIONS' TOTAL	71	3044	42.9	8	12	60	1
Opponents Total	71	2927	41.2	7	23	62	0

PUNT RETURNS

	No.	FC	Yds.	Avg.	LG	TD
Milburn	34	19	284	8.4	33	0
LIONS' TOTAL	34	19	284	8.4	33	0
Opponents Total	42	11	519	12.4	92t	1

KICKOFF RETURNS

	No.	FC	Yds.	Avg.	LG	TD
Milburn	64	0	1627	25.4	65	0
Lynch	1	0	15	15.0	15	0
Washington	1	0	14	14.0	14	0
Matthews	1	0	10	10.0	10	0
Rivers	1	0	8	8.0	8	0
Metzelaars	1	0	1	1.0	1	0
LIONS' TOTAL	69	0	1675	24.3	65	0
Opponents Total	53	1	1300	24.5	75	0



In his first year as a Lion, Glyn Milburn set team records with 64 kickoff returns and 1,627 kickoff return yards.

Final 1996 Defensive Statistics

(Unofficial — From Press Box Totals)

Player	TACKLES			Sacks/Yds	Ints/Yds	Pass Def	Fumbles For./Rec.	Blocked			TDs	Safe.
	Total	Solo	Asst.					PATs	FGs	Punts		
Blades	131	99	32		2/112		1/0				1	
McNeil	96	78	18		5/18	14	2/2					
Johnson	92	58	34			1	2/0					
Malone	79	51	28		1/5	4	1/0					
Porcher	73	55	18	10.0/71.0			5/2					
London	70	40	30	3.0/14.0		2	1/0				1	
Raymond	66	60	6	1/24		8	1/0					
Brown	62	38	24			3						
Waldroup	58	35	23	2.5/16.5								
Ellis	57	33	24	6.5/49.5								
Thomas	56	38	18	6.0/46.0			2/1					
Jeffries	54	41	13		1/0	5	1/0					
Rice	42	30	12			3					1	
Wells	39	25	14				1/0					
Boyd	36	25	11			3						
Stewart	32	23	9		1/14	1						
Brooks	27	15	12									
Bonham	25	16	9	2.0/15.0			1/0					
Scroggins	20	12	8	2.0/15.0			1/1					
Ford	7	6	1									
Woodley	6	4	2									
Washington	6	4	2									
Dronett	6	4	2									
Kowalkowski	6	3	3									
Beer	5	2	3									
Borgella	2	1	1				1/0					
TOTAL	1154	797	357	32.0/227.0	11/173	45	18/7				3	
Opp. Total	810	625	185	46.0/264.0	21/313	102	10/5				3	1

DETROIT SPECIAL TEAMS TACKLES

(Not Included in Defensive Totals)

Player	Tackles	Ford	9	Lynch	5	Semple	1
Schlesinger	13	Rivers	7	Boyd	5	RoyalsM	1
Kowalkowski	12	Malone	6	Jeffries	4	Price	1
Beer	10	StewartR	6	Woodley	4		
Rice	10	Washington	5	Borgella	4		

TURNOVER RATIO

DATE	OPPONENT	TAKEAWAYS			GIVEAWAYS			This Game	Season
		Ints.	Fumbles	Total	Ints.	Fumbles	Total		
Sep 1	at Minnesota	0	0	0	4	1	5	-5	-5
Sep 8	TAMPA BAY	2	2	4	0	1	1	+3	-2
Sep 15	at Philadelphia	0	0	0	1	0	1	-1	-3
Sep 22	CHICAGO	1	0	1	1	0	1	+0	-3
Sep 29	at Tampa Bay	3	1	4	0	0	0	+4	+1
Oct 6	ATLANTA	1	0	1	0	1	1	+0	+1
Oct 13	at Oakland	0	0	0	2	0	2	-2	-1
Oct 27	NY GIANTS	1	1	2	5	1	6	-4	-5
Nov 3	at Green Bay	1	0	1	0	0	0	+1	-4
Nov 11	at San Diego	0	0	0	0	1	1	-1	-5
Nov 17	SEATTLE	1	0	1	1	0	1	+0	-5
Nov 24	at Chicago	0	2	2	3	0	3	-1	-6
Nov 28	KANSAS CITY	0	1	1	3	0	3	-2	-8
Dec 8	MINNESOTA	0	0	0	0	0	0	+0	-8
Dec 15	GREEN BAY	1	0	1	1	0	1	+0	-8
Dec 23	at San Francisco	0	0	0	0	0	0	+0	-8
TOTALS		11	7	18	21	5	26		-8

Statistically Speaking

STARTING FIELD POSITION

	Detroit	Opp.
Drives Started	176	173
Cumulative Starting Yard Lines	5080	5339
Average Field Position	28.9	30.9
Drives Started in Plus Territory	14	23
Resulting TDs/FGs	5/2	5/7
Drives Started Inside/At Own 20	58	48
Resulting TDs/FGs	6/2	7/3

YARDS LOST DUE TO PENALTIES

	Detroit	Opp.
Times Penalized After Gain (Off. only)	9	11
Yards Lost Due to Penalties	64	81
Touchdowns Called Back	1	0
Field Goals Negated	0	0
Two-Point Conversions Negated	0	0
First Downs Lost	4	4

INSIDE THE 20

	Detroit	Opp.
Times Penetrated Opponent 20	40	50
Total Scores	33	44
Touchdowns	26	31
Field Goals	7	13
Turnovers	3	3
Ran Out Clock/Time Expired	1	2
Missed Field Goals	1	1
Turned Over Ball on Downs	2	0
Scoring Percentage	82.5	88.0

THE LIONS WERE . . .

At home	4-4
On the road	1-7
On artificial turf	4-6
On grass	1-5
In domed stadiums	4-5
Outdoors	1-6
When won coin toss	2-6
When lost coin toss	3-5
In games decided by 3 pts. or less	1-1
In games decided by 7 pts. or less	2-5
When scoring 20 pts. or less	1-7
When scoring 21+ points	4-4
When allowing 20 pts. or less	4-1
When allowing 21+ points	1-10
When scored first	3-2
When led at end of 1st quarter	2-1
When led at half	4-1
When led at end of 3rd quarter	5-2
When trail at end of 1st quarter	2-7
When trailed at half	1-9
When trailed at end of 3rd quarter	0-8
When tied at end of 1st quarter	3-1
When tied at half	0-1
When tied at end of 3rd quarter	0-0

TAKEAWAYS / POINTS OFF

	Takeaways			Points Off			Pct.	Pts
	Fum.	Int.	Total	TD	FG	Total		
LIONS	8	11	19	6	1	7	36.8%	45
Opp.	8	21	29	6	8	13	44.8%	63

THIRD DOWN EFFICIENCY

	3rd & 1	3rd & 2	3rd & 3	3rd & 4	3rd & 5	3rd & 6	3rd & 7	3rd & 8	3rd & 9	3rd & 10+	Total
LIONS	14-18	7-12	1-5	6-11	7-16	8-19	2-12	6-17	3-12	18-67	72-189(38.1%)
Opp.	25-35	14-22	11-21	4-14	9-19	9-19	6-21	3-13	3-10	12-47	95-220(43.2%)

GOAL LINE STANDS

	Opponents' GTG Situations	Opponents' Scores			Opponent GTG Plays	Plays Defense Held	Defense's Stop Percentage
		Total	TD	FG			
LIONS DEFENSE	25	23	18	5	60	36	60.0%
Opponents Defense	21	17	15	2	43	28	65.1%

DRIVE ENGINEERING

Quarterback	Drives Started	Drives Ended By							Points Yielded	Drive Efficiency*	
		TD	FG	MFG	Punt	Downs	TO	Safety			Clock
Scott Mitchell	143	30	10	5	59	9	23	1	11	239	28.0%
Don Majkowski	33	5	2	0	11	5	5	0	4	42	21.2%
LIONS	176	35	12	5	70	14	28	1	15	281	26.7%
Opponents	173	40	18	5	71	4	19	0	12	345	33.5%

* Drive Efficiency = Scoring Drives / Total Drives

Game by Game Statistics—Detroit Lions

DATE	OPPONENT	FIRST DOWNS			NET OFF.		RUSHING		PASSING			PENALTY		FUMB.		PUNTS		Poss. Time	Points Scored
		Total	R	Ps	Pn	Yds/Play	Yds/Att	Yds/Att	Yds/Att	Net	Sacks	Yards	Att-Cmp-I	No.-Yds	No.-Ls	No.-Ls	No.-Avg		
Sep 1	Minnesota	27	11	15	1	435/74	191/29	244	3/8	252	42-21-4	6-40	2-1	4-42.3	29:04	13-L			
Sep 8	TAMPA BAY	12	6	6	0	234/56	120/26	114	3/17	131	27-14-0	8-49	1-1	10-42.1	26:06	21-W			
Sep 15	at Philadelphia	17	7	7	3	233/46	60/19	173	1/4	177	26-14-1	6-50	0-0	4-46.3	20:38	17-L			
Sep 22	CHICAGO	19	3	15	1	394/67	85/29	309	4/27	336	43-24-1	8-76	1-0	7-49.7	31:08	35-W			
Sep 29	Tampa Bay	20	10	10	0	350/63	129/27	221	3/17	238	33-22-0	5-45	1-0	3-44.7	29:09	27-W			
Oct 6	ATLANTA	23	6	14	3	357/71	95/32	262	2/14	276	37-20-0	7-51	1-1	6-41.2	32:03	28-W			
Oct 13	Oakland	23	5	16	2	396/65	63/13	333	2/10	343	50-31-2	6-45	1-0	5-40.2	23:45	21-L			
Oct 27	NY GIANTS	14	5	9	0	252/69	67/20	185	2/12	197	47-20-5	9-65	2-1	5-39.8	24:21	7-L			
Nov 3	Green Bay	18	8	8	2	293/63	166/26	127	5/26	153	32-15-0	10-91	1-0	5-37.2	26:42	18-L			
Nov 11	San Diego	19	5	8	6	222/50	82/19	140	4/19	159	27-15-0	7-61	3-1	4-47.5	19:21	21-L			
Nov 17	SEATTLE	17	8	7	2	285/46	144/21	141	2/16	157	23-18-1	7-66	1-0	4-42.0	24:53	17-W			
Nov 24	Chicago	27	5	16	6	322/63	114/25	208	3/22	230	35-18-3	5-30	2-0	2-42.0	25:41	14-L			
Nov 28	KANSAS CITY	21	5	14	2	318/56	81/24	237	2/10	247	30-18-3	6-44	1-0	1-45.0	27:10	24-L			
Dec 8	MINNESOTA	23	9	13	1	380/57	145/23	235	3/15	250	31-21-0	7-56	0-0	2-39.0	28:21	22-L			
Dec 15	GREEN BAY	19	4	14	1	265/67	79/23	186	4/21	207	40-23-1	7-60	1-0	5-44.0	32:59	3-L			
Dec 23	San Francisco	18	8	8	2	277/63	189/33	88	3/22	110	27-15-0	5-34	1-0	4-42.3	29:56	14-L			
TOTALS		317	105	180	32	5013/976	1810/389	3203	46/260	3463	541-309-21	109-863	19-5	71-42.9	431:17	302			

Game by Game Statistics—Opponents

DATE	OPPONENT	FIRST DOWNS			NET OFF. RUSHING		PASSING			PENALTY FUMB.		PUNTS No.-Avg	Poss. Time	Points Scored		
		Total	R	Ps	Pn	Yds/Play	Yds/Att	Net	Sacks	Yards	Att-Cmp-I				No.-Yds	No.-Ls
Sep 1	Minnesota	16	6	9	1	311/68	128/27	183	4/31	214	37-21-0	9-60	1-0	8-42.1	30:56	17-W
Sep 8	TAMPA BAY	13	2	10	1	274/72	74/29	200	2/10	210	41-19-2	4-20	3-2	6-40.7	33:54	6-L
Sep 15	Philadelphia	25	11	13	1	446/71	175/39	271	2/13	284	30-25-0	11-73	0-0	2-44.0	39:22	24-W
Sep 22	CHICAGO	19	6	11	2	318/72	70/24	248	2/13	261	46-23-1	6-31	3-0	6-49.0	28:52	16-L
Sep 29	Tampa Bay	13	7	5	1	226/59	70/26	156	2/14	170	31-16-3	4-25	0-1	5-46.4	30:51	0-L
Oct 6	ATLANTA	19	6	11	2	281/61	116/22	165	3/15	180	36-18-1	7-75	1-0	7-45.6	27:57	24-L
Oct 13	Oakland	20	5	14	1	419/67	124/29	295	0/0	295	38-27-0	8-64	3-0	5-37.8	36:15	37-W
Oct 27	NY GIANTS	18	4	12	2	335/69	100/39	235	2/10	245	28-16-1	7-67	3-1	6-42.5	35:39	35-W
Nov 3	Green Bay	23	6	15	2	355/63	101/24	254	4/27	281	35-24-1	8-55	1-0	5-31.4	33:18	28-W
Nov 11	San Diego	27	9	13	5	412/75	127/40	285	3/26	311	32-24-0	11-129	2-0	4-37.0	40:39	27-W
Nov 17	SEATTLE	24	14	6	4	378/67	184/41	194	1/6	200	25-13-1	6-46	3-0	3-42.3	35:07	16-L
Nov 24	Chicago	22	8	13	1	358/65	139/37	219	0/0	219	28-18-0	9-90	2-2	3-20.3	34:19	31-W
Nov 28	KANSAS CITY	26	18	7	1	338/65	243/45	95	2/25	120	18-15-0	6-47	2-1	3-40.3	32:50	28-W
Dec 8	MINNESOTA	21	7	13	1	289/62	116/31	173	2/22	195	29-19-0	2-20	0-0	3-43.3	31:39	24-W
Dec 15	GREEN BAY	20	9	10	1	336/54	111/26	225	3/15	240	25-16-1	11-75	1-0	2-44.0	27:01	31-W
Dec 23	San Francisco	18	8	10	0	281/54	129/31	152	0/0	152	23-17-0	6-61	1-0	3-45.7	30:04	24-W
TOTALS		324	126	172	26	5357/1044	2007/510	3350	32/227	3577	502-311-11	115-938	26-7	71-41.2	528:43	368

1996 Game by Game Tackles

(Solos-Assists-Sacks)

	at Min 9/1	TB 9/8	at Phi 9/15	Chi 9/22	at TB 9/29	Atl 10/6	at Oak 10/13	NYG 10/27
Beer	0-0-0	0-0-0	0-0-0	0-0-0	2-3-0	0-0-0	0-0-0	0-0-0
Blades	2-3-0	7-3-0	8-3-0	3-1-0	8-2-0	4-1-0	5-2-0	5-1-0
Bonham	1	0-0-0	0-0-0	3-0-1	3-0-1	1-0-0	0-1-0	5-2-0
Borgella	1	1	1	1	1	1	0-0-0	1-0-0
Boyd, S.	2-0-0	1-1-0	7-1-0	7-3-0	3-2-0	1-2-0	1	2-1-0
Brown	1	1	1	1	1	2-0-0	1	3-0-0
Brooks	3-2-0	3-5-0	6-1-0	3-4-0	N	N	N	N
Dronett	N	N	N	N	N	N	0-0-0	1-1-0
Elliss6-0-1	5-3-1	1-1-0	3-2-0	2-2-0	0-0-0	1	1	
Ford	1	1	0-0-0	0-0-0	0-0-0	0-0-0	0-0-0	2-0-0
Jeffries	5-0-0	3-0-0	0-2-0	2-0-0	3-0-0	5-2-0	0-1-0	3-1-0
Johnson, P.	1-1-0	0-0-0	0-0-0	0-0-0	9-2-0	DNP	6-4-0	4-6-0
Kowalkowski	0-0-0	0-0-0	0-0-0	0-0-0	0-0-0	0-0-0	3-3-0	0-0-0
London	3-3-0	3-1-0	3-5-1	4-2-0	1	DNP	5-0-0	5-3-1
Malone	0-1-0	1-1-0	9-2-0	2-1-0	1-0-0	3-2-0	3-2-0	3-1-0
McNeil	9-1-0	4-2-0	3-1-0	5-1-0	3-5-0	5-1-0	7-0-0	2-1-0
Porcher	2-2-0	6-2-0	3-0-1	0-1-0	3-1-1	4-1-2	5-0-0	6-2-1
Raymond	8-0-0	5-0-0	6-1-0	3-1-0	3-0-0	5-0-0	8-1-0	1
Rice	0-0-0	2-0-0	5-1-0	6-0-0	1-1-0	1	0-0-0	2-0-0
Scroggins	3-3-1	2-0-1	4-0-0	0-2-0	DNP	1	0-1-0	1
Stewart	1-0-0	1-2-0	1-1-0	0-0-0	0-0-0	6-0-0	2-0-0	1-0-0
Thomas	4-1-2	2-3-0	4-0-0	4-1-1	1-0-0	2-2-1	3-0-0	4-2-0
Waldroup	0-0-0	1-1-0	0-0-0	0-0-0	2-1-0	3-3-0	6-1-0	2-4-0
Washington	0-0-0	1	1	1	0-0-0	0-0-0	1-0-0	0-0-0
Wells	1-0-0	2-0-0	0-1-0	2-1-0	1-0-0	0-0-0	0-0-0	0-1-0
Woodley	0-0-0	1-0-0	0-0-0	0-0-0	0-0-0	2-2-0	0-0-0	1

	<i>at GB</i>	<i>at SD</i>	<i>Sea</i>	<i>at Chi</i>	<i>KC</i>	<i>Min</i>	<i>GB</i>	<i>at SF</i>	<i>1996</i>
	<i>11/3</i>	<i>11/11</i>	<i>11/17</i>	<i>11/24</i>	<i>11/28</i>	<i>12/8</i>	<i>12/15</i>	<i>12/23</i>	<i>TOTALS</i>
Beer	0-0-0	0-0-0	0-0-0	0-0-0	0-0-0	0-0-0	0-0-0	0-0-0	2-3-0
Blades	9-2-0	10-3-0	15-3-0	4-2-0	11-1-0	5-4-0	3-1-0		99-32-0
Bonham	0-1-0	2-0-0	0-0-0	0-0-0	1-3-0	1-2-0	0-0-0	0-0-0	16-9-2
Borgella	0-1-0	0-0-0	0-0-0	0-0-0		0-0-0	0-0-0	0-0-0	1-1-0
Boyd, S.					2-1-0				25-11-0
Brown	5-4-0	5-4-0	4-7-0	5-0-0	5-4-0	3-1-0	3-2-0	3-2-0	38-24-0
Brooks	N	N	N	N	N	N	N	N	15-12-0
Dronett	0-0-0		1-1-0	0-0-0			1-1-0	1-1-0	4-4-0
Elliss	4-1-2	1-0-0	2-4-1	0-4-0	4-2-0	2-3-1	2-1-5	1-1-0	33-24-6.5
Ford	2-1-0	1-0-0	0-0-0	0-0-0	0-0-0	0-0-0	1-0-0	0-0-0	6-1-0
Jeffries	7-0-0	3-2-0	3-3-0	0-0-0	0-0-0	5-1-0	2-1-0	0-0-0	41-13-0
Johnson, P.	0-3-0	8-3-0	1-3-0	11-1-0	3-4-0	6-5-0	6-1-0	3-1-0	58-34-0
Kowalkowski	0-0-0	0-0-0	0-0-0	0-0-0	0-0-0	0-0-0	0-0-0	0-0-0	3-3-0
London	1-2-1	3-2-0	0-2-0	3-3-0	1-0-0	3-3-0	3-0-0	3-4-0	38-33-3
Malone		3-6-0	5-2-0	4-5-0	3-1-0	2-0-0	3-3-0	9-1-0	53-26-0
McNeil	5-1-0	5-0-0	3-0-0	5-0-0	6-2-0	5-2-0	3-0-0	8-1-0	78-18-0
Porcher	3-0-1	6-1-1	4-2-0	3-1-0	4-2-1	3-1-1	3-0-1	0-0-0	55-15-10
Raymond		7-0-0	1-1-0	6-2-0	2-0-0	3-0-0		3-0-0	60-6-0
Rice	3-4-0		0-0-0		2-2-0	3-0-0	2-3-0	4-1-0	31-13-0
Scroggins		3-2-0							12-8-2
Stewart	1-1-0	1-2-0	2-1-0	0-0-0	5-2-0			2-0-0	23-9-0
Thomas	3-0-0	2-1-1	3-1-0	3-2-0	1-0-0	0-1-0	5-1-1		41-15-6
Waldroup	3-3-0	3-0-1	4-2-0	3-1-0	4-3-1	2-1-0	2-2-.5	0-1-0	35-23-2.5
Washington	0-0-0	0-0-0	0-0-0	0-0-0	1-1-0	2-1-0	0-0-0	0-0-0	4-2-0
Wells	3-1-0	1-5-0	4-1-0	2-1-0	2-1-0	1-0-0	1-1-0	5-1-0	25-14-0
Woodley	0-0-0	0-0-0				0-0-0	1-0-0	0-0-0	4-2-0

DNP - Did Not Play

IR - Injured Reserve

EXP - Roster Exemption

NWT - Not With Team

PS - Practice Squad

PUP - Physically Unable to Perform

1996 Detroit Lions Game by Game Starters

Offense

	at Minn	T Bay	at Phi;	Chi	at T Bay	All	at Oak	NYG	at G Bay	at SD	Sea	at Chi	KC	Minn	G Bay	at SF
	Sept. 1	Sept. 8	Sept. 15	Sept. 22	Sept. 29	Oct. 6	Oct. 13	Oct. 27	Nov. 3	Nov. 11	Nov. 18	Nov. 24	Nov. 28	Dec. 8	Dec. 15	Dec. 23
XR	Perriman	Perriman	Perriman	Perriman	Perriman	Perriman	Perriman	Perriman	Perriman	Perriman	Perriman	Perriman	Perriman	Perriman	Perriman	Perriman
WR	Morton	Morton	Morton	Morton	Morton	Morton	Morton	Morton	Morton	Morton	Morton	Schles'ger	Morton	Morton	Morton	Morton
LT	Roberts	Roberts	Roberts	Roberts	Roberts	Roberts	Roberts	Roberts	Roberts	Roberts	Roberts	Roberts	Roberts	Roberts	Roberts	Roberts
LG	Compton	Compton	Compton	Compton	Compton	Compton	Compton	Compton	Compton	Compton	Compton	Compton	Compton	Compton	Compton	Compton
C	Glover	Glover	Glover	Glover	Glover	Glover	Glover	Glover	Glover	Glover	Glover	Glover	Glover	Glover	Glover	Glover
RG	Conover	Conover	Conover	Conover	Conover	Simple	Hartings	Hartings	Hartings	Hartings	Hartings	Hartings	Hartings	Hartings	Hartings	Hartings
RT	Moss	Moss	Moss	Sloan	Moss	Moss	Moss	Moss	Moss	Moss	Moss	Moss	Moss	Moss	Moss	Moss
TE	Sloan	Sloan	Sloan	Metz'aars	Metz'aars	Metz'aars	Metz'aars	Metz'aars	Metz'aars	Metz'aars	Metz'aars	Metz'aars	Metz'aars	Metz'aars	Metz'aars	Metz'aars
ZR	Moore	Moore	Moore	Moore	Moore	Moore	Moore	Moore	Moore	Moore	Moore	Moore	Moore	Moore	Moore	Moore
QB	Mitchell	Mitchell	Mitchell	Mitchell	Mitchell	Mitchell	Mitchell	Mitchell	Majkowski	Mitchell	Majkowski	Mitchell	Mitchell	Mitchell	Mitchell	Mitchell
RB	Sanders	Sanders	Sanders	Sanders	Sanders	Sanders	Sanders	Sanders	Sanders	Sanders	Sanders	Sanders	Sanders	Sanders	Sanders	Sanders

* Opened game with two running backs

Defense

	at Minn	T Bay	at Phi;	Chi	at T Bay	All	at Oak	NYG	at G Bay	at SD	Sea	at Chi	KC	Minn	G Bay	at SF
	Sept. 1	Sept. 8	Sept. 15	Sept. 22	Sept. 29	Oct. 6	Oct. 13	Oct. 27	Nov. 3	Nov. 11	Nov. 18	Nov. 24	Nov. 28	Dec. 8	Dec. 15	Dec. 23
LE	Porcher	Porcher	Porcher	Porcher	Porcher	Porcher	Porcher	Porcher	Porcher	Porcher	Porcher	Porcher	Porcher	Porcher	Porcher	Porcher
UT	Thomas	Thomas	Thomas	Thomas	Thomas	Thomas	Thomas	Thomas	Thomas	Thomas	Thomas	Thomas	Thomas	Thomas	Thomas	Thomas
NT	Ellis	Ellis	Ellis	Ellis	Ellis	Ellis	Bonham	Bonham	Ellis	Ellis	Ellis	Ellis	Ellis	Ellis	Ellis	Ellis
RE	Scroggins	Scroggins	Scroggins	Scroggins	Scroggins	Waldroup	Scroggins	Waldroup	Waldroup	Scroggins	Waldroup	Waldroup	Waldroup	Waldroup	Waldroup	Waldroup
SLB	London	London	London	London	Beer	Blades#	London	London	London	London	Jeffries@	London	London	London	London	London
MLB	Johnson	Brooks	Brooks	Brooks	Johnson	Boyd	Johnson	Johnson	Johnson	Johnson	Stewart@	Johnson	Johnson	Johnson	Johnson	Johnson
WLB	Brooks	Boyd	Boyd	Boyd	Boyd	Boyd	Kow'kowski	Brown	Brown	Brown	Brown	Brown	Brown	Brown	Brown	Brown
CB	McNeil	McNeil	McNeil	McNeil	McNeil	McNeil	McNeil	McNeil	McNeil	McNeil	McNeil	McNeil	McNeil	McNeil	McNeil	McNeil
CB	Raymond	Raymond	Raymond	Raymond	Raymond	Raymond	Raymond	Jeffries	Jeffries	Raymond	Raymond	Raymond	Raymond	Raymond	Raymond	Raymond
SS	Blades	Blades	Blades	Blades	Blades	Blades	Blades	Blades	Blades	Blades	Blades	Blades	Blades	Blades	Blades	Blades
FS	Malone	Malone	Malone	Malone	Malone	Malone	Malone	Malone	Rice	Malone	Malone	Malone	Malone	Malone	Malone	Malone

Opened game with 5 DB's, 2 LB's
@ Opened game with 6 DB's, 1 LB

1996 Detroit Lions Superlatives

RUSHING

- Attempts**
28, Barry Sanders (at San Francisco) 12-23
- Yards**
175, Barry Sanders (at San Francisco) 12-23
- Average Per Carry (min. 2)**
8.4, Barry Sanders (Seattle) 11-17
- Longest Run from Scrimmage**
54, Twice; Last by Sanders (at S. F.) 12-23
- Longest TD Run from Scrimmage**
54, Twice; Last by Sanders (at S.F.) 12-23
- Most Touchdowns**
2, Twice; Last by Sanders (at S. D.) 11-12

RECEIVING

- Receptions**
12, Herman Moore (at Minnesota) 9-1
- Yards**
174, Johnnie Morton (Chicago) 9-22
- Average Per Catch (min. 2)**
35.7, Herman Moore (Atlanta) 10-6
- Longest Reception**
62, Johnnie Morton (Chicago) 9-22
- Longest Reception for TD**
62, Johnnie Morton (Chicago) 9-22
- Most Touchdowns**
2, Four times; Last by Moore (at Oak.) 10-13

PASSING

- Attempts**
50, Scott Mitchell (at Oakland) 10-13
- Completions**
31, Scott Mitchell (at Oakland) 10-13
- Completion Percentage**
78, Don Majkowski (Seattle) 11-17
- Yards**
343, Scott Mitchell (at Oakland) 10-13
- Longest Pass**
62, Scott Mitchell (Chicago) 9-22
- Longest Pass for TD**
62, Scott Mitchell (Chicago) 9-22
- Most Touchdowns**
4, Scott Mitchell (Chicago) 9-22

RETURNS

- Punt Return Attempts**
4, Twice; Last by Glyn Milburn (Atlanta) 10-6
- Punt Return Yards**
51, Glyn Milburn (Atlanta) 10-6
- Punt Return Average (min. 2)**
13, Glyn Milburn (at San Diego) 11-13
- Longest Punt Return**
33, Glyn Milburn (Atlanta) 10-6

- Kick Return Attempts**
6, Glyn Milburn (Green Bay) 12-15
- Kick Return Yards**
148, Glyn Milburn (at San Diego) 11-12
- Kick Return Average (min. 2)**
47.5, Glyn Milburn (at San Diego) 11-12
- Longest Kickoff Return**
65, Glyn Milburn (N.Y. Giants) 10-27
- Interception Returns**
1, Several; Last by Blades (G. B.) 12-15
- Longest Interception Return**
98t, Bennie Blades (at Tampa Bay) 9-29
- Fumble Returns**
1, Antonio London (Tampa Bay) 9-8
- Longest Fumble Return**
None

KICKING GAME

- Most Punts**
10, Mark Royals (Tampa Bay) 9-8
- Yards**
421, Mark Royals (Tampa Bay) 9-8
- Highest Average (min. 2)**
49.8, Mark Royals (N.Y. Giants) 10-27
- Longest Punt**
60, Mark Royals (Chicago) 9-22

SCORING

- Most Points in a Game**
12, 6 times; Last by Sanders (at S. D.) 11-13
- Most Field Goals**
3, Jason Hanson (Minnesota) 12-8
- Longest Field Goal**
51, Jason Hanson (at Philadelphia) 9-8

TACKLES

- Most Tackles**
18, Bennie Blades (Seattle) 11-17
- Most Sacks**
2, Several; Last by L. Elliss (at G. B.) 11-3
- Most Sack Yards for Losses**
20, Robert Porcher (Kansas City) 11-28

1996 Opponents Superlatives

RUSHING

Attempts

33, Lamar Smith (Seattle) 11-17

Yards

153, Ricky Watters (at Philadelphia) 9-15

Average Per Carry (min. 2)

8.7, Steve Young (at San Francisco) 12-23

Longest Run from Scrimmage

52, Ricky Watters (at Philadelphia) 9-15

Longest TD Run from Scrimmage

14, Jamal Anderson (Atlanta) 10-6

Most Touchdowns

3, Jamal Anderson (Atlanta) 10-6

RECEIVING

Receptions

9, Chris T. Jones (at Philadelphia) 9-15

Yards

126, Curtis Conway (Chicago) 9-22

Average Per Catch (min. 2)

26.5, Don Beebe (at Green Bay) 11-3

Longest Reception

73, James McKnight (Seattle) 11-17

Longest Reception for TD

65, Don Beebe (at Green Bay) 11-3

Most Touchdowns

2, Twice; Last by T. Mickens (at G. B.) 11-3

PASSING

Attempts

46, Erik Kramer (Chicago) 9-22

Completions

27, Jeff Hostetler (at Oakland) 10-13

Completion Percentage

83.3, Twice; Last by R. Gannon (K. C.) 11-28

Yards

311, Stan Humphries (at San Diego) 11-13

Longest Pass

73, John Friesz (Seattle) 11-17

Longest Pass for TD

65, Brett Favre (at Green Bay) 11-3

Most Touchdowns

4, Twice; Last by Brett Favre (at G. B.) 11-3

RETURNS

Punt Return Attempts

6, Nilo Silvan (Tampa Bay) 9-8

Punt Return Yards

167, Desmond Howard (Green Bay) 12-15

Punt Return Average (min. 2)

33.4, Desmond Howard (Green Bay) 12-15

Longest Punt Return

92, Desmond Howard (Green Bay) 12-15

Longest Punt Return for a Touchdown

92, Desmond Howard (Green Bay) 12-15

Kickoff Return Attempts

5, Twice; Last by Nilo Silvan (at Tampa) 9-29

Return Yards

128, Jack Jackson (Chicago) 9-22

Kickoff Return Average (min. 2)

29, Eric Metcalf (Atlanta) 10-6

Longest Kickoff Return

75, Anthony Marshall (at Chicago) 11-24

Interceptions

2, Twice, Last by D. Woolford (at Chi.) 11-24

Longest Interception Return

35, T. Wooten (N.Y. Giants) 10-27

Fumble Returns

1, Fernando Smith (at Minnesota) 9-1

Longest Fumble Return

4, Fernando Smith (at Minnesota) 9-1

KICKING GAME

Most Punts

8, Mitch Berger (at Minnesota) 9-1

Yards

337, Mitch Berger (at Minnesota) 9-1

Highest Average

49, Mitch Berger (at Minnesota) 9-1

Longest Punt

62, Tommy Barnhardt (at Tampa) 9-29

SCORING

Most Points in a Game

18, Jamal Anderson (Atlanta) 10-6

Most Field Goals

2, Micheal Husted (Tampa Bay) 9-8

Longest Field Goal

49, Jeff Wilkens (at San Francisco) 12-23

TACKLES

Most Tackles

11, Melvin Johnson (at Tampa) 9-29

Most Sacks

2, Several; Last by R. White (G. B.) 12-15

Most Sack Yards for Losses

14.5 Chris Doleman (at San Francisco) 12-23

1996 Lions Participation Chart

	at Minn. 9/1	TB 9/8	at Phil. 9/15	Chi. 9/22	TB 9/29	Atl. 10/6	at Oak. 10/13	NYG 10/27
Beer	P	P	P	P	S	P	P	P
Blades	S	S	S	S	S	S	S	S
Bonham	I	P	P	P	P	P	S	S
Borgella	I	I	I	I	P	P	P	P
Boyd, S.	P	S	S	S	S	S	I	P
Brooks, M.	S	S	S	S	N	N	N	N
Brooks, S	N	N	N	N	N	N	N	P
Brown	I	I	I	I	I	S	I	S
Compton	S	S	S	S	S	S	I	S
Conover	S	S	S	S	S	I	I	DNP
Dronett	N	N	N	N	N	N	P	P
Elliss	S	I	S	P	S	P	I	P
Ford	I	I	P	P	P	S	P	P
Glover	S	P	P	P	P	P	P	P
Hanson	P	P	P	P	I	I	P	P
Harrison	I	I	I	I	I	I	I	S
Hartings	DNR	DNR	DNR	DNR	I	P	S	P
Hempstead	DNP	DNP	DNP	P	P	P	P	S
Jeffries	P	P	P	P	I	P	P	S
Johnson, J.	P	I	I	I	I	I	I	I
Johnson, P.	S	P	P	P	S	DNP	S	DNP
Jones	P	P	P	P	P	DNP	DNP	P
Kowalkowski	P	P	P	P	P	P	S	S
London	S	P	P	P	I	DNP	S	P
Lynch	P	P	P	P	P	P	N	N
Macik	I	I	I	I	I	I	I	P
Majkowski	DNP	DNP	DNP	DNP	P	DNP	DNP	S
Malone	S	S	S	S	S	S	S	S

	at GB 11/3	at SD 11/11	Sea. 11/17	at Chi. 11/24	KC 11/28	Min. 12/8	GB 12/15	at SF 12/23	Games Played/Started
P	P	P	P	P	P	P	P	P	16/0
P	P	P	P	P	P	P	P	P	16/1
S	S	S	S	S	S	S	I	I	15/15
P	P	P	P	P	P	P	P	P	15/2
P	P	P	P	P	P	P	P	P	11/0
I	I	I	I	I	I	I	I	IR	8/5
N	N	N	N	N	N	N	N	N	4/4
I	N	N	DNP	N	N	N	N	N	1/0
S	S	S	S	S	S	S	S	S	10/10
S	S	S	S	S	S	S	S	S	15/15
DNP	P	P	S	DNP	DNP	P	P	S	10/7
P	I	P	P	P	I	I	P	P	7/0
S	S	S	S	S	S	P	S	S	14/14
P	P	P	P	P	P	P	P	P	14/0
S	P	P	P	P	P	P	P	P	16/16
P	P	P	P	P	P	P	P	P	16/0
I	I	I	I	I	I	I	I	P	2/0
S	S	S	S	S	S	S	S	S	11/10
P	P	P	P	P	P	P	P	P	16/4
S	S	S	S	S	S	S	S	I	0/0
DNP	I	I	I	I	I	I	I	I	15/12
S	S	S	S	DNP	P	DNP	P	P	7/0
DNP	P	P	P	P	P	P	P	P	16/1
P	P	P	P	P	P	P	S	P	14/12
S	P	P	P	P	P	P	P	P	16/0
N	N	N	N	N	N	N	N	I	0/0
S	P	S	S	DNP	DNP	DNP	DNP	DNP	5/2
I	S	S	S	S	S	S	S	S	15/15

	at Minn. 9/1	TB 9/8	at Phil. 9/15	Chi. 9/22	TB 9/29	Atl. 10/6	at Oak. 10/13	NYG 10/27
Matthews	P	P	P	P	P	P	P	P
McCorvey	I	I	I	I	I	I	I	I
McNeil	S	S	S	S	S	S	S	S
Metzelaars	P	P	P	P	P	P	P	P
Milburn	P	P	P	P	P	P	P	P
Mitchell	S	S	S	S	S	S	S	S
Moore	S	S	S	S	S	S	S	S
Morton	S	S	S	S	S	S	S	S
Moss	S	S	S	S	S	S	S	S
Perriman	S	S	S	S	S	S	S	S
Porcher	S	S	S	S	S	S	S	S
Price	S	P	P	I	P	P	DNP	P
Raymond	S	P	P	S	P	S	DNP	P
Rice	P	P	P	P	P	P	P	P
Rivers	P	P	P	P	P	P	P	P
Roberts	S	P	S	S	S	S	S	S
Royals	P	P	P	P	P	P	P	P
Sanders	S	P	S	S	P	S	P	S
Schlesinger	P	P	P	P	P	P	P	P
Scroggins	S	P	P	S	DNP	P	P	P
Simple	P	P	P	P	P	P	P	P
Sloan	S	S	S	S	P	I	S	I
Stewart	P	P	P	P	P	P	IR	IR
Stocz	N	N	N	N	N	N	P	P
Thomas	S	P	S	S	S	S	S	S
Waldroup	P	P	P	P	P	P	P	P
Washington	P	I	I	I	P	P	P	P
Wells	P	P	P	P	P	P	P	P
Woodley	P	P	I	P	P	P	P	I

	at GB 11/3	at SD 11/11	Sea. 11/17	at Chi. 11/24	KC 11/28	Min. 12/8	GB 12/15	at SF 12/23	Games Played/Started
P	P	P	P	P	P	P	P	P	16/0
I	I	I	I	I	I	I	I	I	1/0
S	S	S	S	S	S	S	S	S	16/16
S	S	S	S	S	S	S	S	S	15/11
P	P	P	P	P	P	P	P	P	16/0
I	I	DNP	I	I	I	I	I	I	14/14
S	S	S	S	S	S	S	S	S	16/16
S	S	S	S	S	S	S	S	S	16/15
S	S	S	S	S	S	S	S	S	15/15
S	S	S	S	S	S	S	S	S	16/16
S	S	S	S	S	S	S	S	S	16/16
DNP	P	P	P	P	P	P	S	P	13/1
I	S	S	S	S	S	S	S	S	13/13
S	I	P	I	P	P	P	P	P	13/2
P	P	P	P	P	P	P	P	P	15/0
S	P	P	P	P	P	P	P	P	16/16
S	P	P	P	P	P	P	P	P	16/0
P	P	P	P	P	P	P	P	P	16/16
I	S	P	I	P	P	P	P	P	16/1
P	P	P	P	P	P	P	P	P	6/6
IR	IR	IR	IR	IR	IR	IR	IR	IR	15/1
P	P	P	P	P	P	P	P	P	4/4
N	N	N	N	N	N	N	P	P	14/2
S	S	S	S	S	S	S	S	S	1/0
S	P	S	S	S	S	S	S	S	15/15
P	P	P	P	P	P	P	P	P	16/10
P	P	P	P	P	P	P	P	P	12/0
P	P	P	P	P	P	P	P	P	16/1
P	P	I	I	I	I	P	P	S	11/0

1996 SEASON IN REVIEW

S-Started / P-Played / DNP-did not play / IR-injured reserve / N-not with team / I-inactive / NFI-non-football illness / PUP-physically unable to perform / RE-NFL roster exemption / DNR-Reserve, did not report / PS-Practice Squad

VIKINGS 17, LIONS 13

at Minnesota, September 1, 1996
Attendance: 52,972

The Lions lost a gut-wrenching 17-13 decision to the Vikings as five Lions' turnovers (including four **Scott Mitchell** interceptions) were too much to overcome. Near the end of the first quarter, **Jeff Brady** made the first of his two INTs and lateraled to **Dewayne Washington**, who ran 27 yards for a TD to give the Vikings a 7-0 lead. Two series' later, Mitchell found **Herman Moore** for a 17-yard TD grab to tie the score at 7-7. A 24-yard **Jason Hanson** effort gave the Lions a 10-7 lead at halftime, and after a scoreless third quarter, **Scott Sisson** tied the score at 10-10 with a 25-yarder with 5:41 remaining in the game. Minnesota rallied for the win as **Brad Johnson** (subbing for the injured **Warren Moon**) scrambled to find **Cris Carter** on a 31-yard game-winning TD. Mitchell's fourth interception stymied the subsequent Lions' drive at the Vikings' 11-yard line.

	1st	2nd	3rd	4th	Final
LIONS	0	10	0	3	13
VIKINGS	7	0	0	10	17

VIKES Washington 27 INT return (Sisson kick)
LIONS Moore 17 pass from Mitchell (Hanson kick)
LIONS Hanson FG 24
VIKES Sisson FG 25
LIONS Hanson FG 39
VIKES Carter 31 pass from B. Johnson (Sisson kick)

	LIONS	VIKINGS
First Downs	27	16
Total Net Yards	435	311
Net Yards Rushing	191	128
Net Yards Passing	244	183
(Att/Comp/Int)	42-21-4	37-21-0
Punts-Average	4-42.3	8-42.1
Fumbles-Lost	2-1	1-0
Sacks-Yards	4-31	3-12
Penalties-Yards	6-40	9-60
Time of Possession	29:04	30:56

RUSHING: LIONS - Sanders 24-163; Morton 3-25; Mitchell 1-3; Lynch 1-0... **VIKINGS** - R. Smith 22-113; B. Johnson 3-14; Lee 1-1; Evans 1-0

PASSING: LIONS - Mitchell 20-41, 260 yards, 1 TD, 4 INTs; Royals 1-1, (-8) yards... **VIKINGS** - Moon 5-14, 57 yards, B. Johnson 16-23, 157 yards, 1 TD

RECEIVING: LIONS - Moore 12-157, 1 TD; Perriman 5-41; Sloan 2-10; Sanders 1-28; Morton 1-16...
VIKINGS - Carter 8-88, 1 TD; Reed 4-53; Lee 4-27; Ismail 2-21; R. Smith 2-19; DeLong 1-6

LIONS 21, BUCCANEERS 6

at Pontiac, September 8, 1996
Attendance: 54,229

After spotting the visiting Buccaneers a 6-0 first half lead, the Lions stormed back with 21 unanswered points for a 21-6 win. **Barry Sanders** led the way once again with 125 yards on 20 carries, including a 54-yard TD romp in the second quarter to give the Lions a 7-6 lead. Tampa Bay's **Michael Husted** was good from 30 and 41 yards to start the scoring, which staked the Bucs to their 6-0 lead, but Sanders' run and a 24-yard interception return for TD by **Corey Raymond** gave the Lions a 14-6 halftime lead. After forcing a punt on Tampa's first possession in the second half, **Scott Mitchell** led Detroit on a 47-yard scoring drive, culminating with a 23-yard scoring toss to **Herman Moore** to end the day's scoring. The Lions' defense shut down the Bucs' offense most of the day, creating three turnovers, allowing only 13 first downs (274 total yards), and knocking both starting quarterback **Trent Dilfer** and backup **Casey Weldon** out of the game with unyielding pressure throughout the contest.

	1st	2nd	3rd	4th	Final
BUCS	3	3	0	0	6
LIONS	0	14	7	0	21

BUCS Husted FG 30
BUCS Husted FG 41
LIONS Sanders 54 run (Hanson kick)
LIONS Raymond 24 INT return (Hanson kick)
LIONS Moore 23 pass from Mitchell (Hanson kick)

	BUCS	LIONS
First Downs	13	12
Total Net Yards	274	234
Net Yards Rushing	74	120
Net Yards Passing	200	114
(Att/Comp/Int)	41-19-2	27-14-0
Punts-Average	6-40.7	10-42.1
Fumbles-Lost	3-2	1-1
Sacks-Yards	3-17	2-10
Penalties-Yards	4-20	8-49
Time of Possession	33:54	26:06

RUSHING: BUCS - Alstott 6-19; Dilfer 2-18; R. Brooks 4-17; Ellison 8-12; Thompson 8-8; Weldon 1-0... **LIONS** - Sanders 20-125 1 TD; Mitchell 4-1; Morton 2-(-6)

PASSING: BUCS - Dilfer 14-34, 176 yards, 2 INTs; Weldon 3-4, 25 yards; Milanovich 2-3, 9 yards... **LIONS** - Mitchell 14-27, 131 yards, 1 TD

RECEIVING: BUCS - Hawkins 8-111; Harris 4-31; Alstott 2-23; Thompson 2-9; Ellison 1-20; Harper 1-11; Williams 1-5... **LIONS** - Moore 8-84, 1 TD; Sanders 3-13; Sloan 2-22; Perriman 1-12

EAGLES 24, LIONS 17
at Philadelphia, September 15, 1996
Attendance: 66,772

Led by former Lion **Rodney Peete** and RB **Ricky Watters**, the Eagles held off Detroit, 24-17. The Eagles got off to a 7-0 lead when Watters rambled in from 11 yards. On the subsequent drive the Lions moved to the Eagles' seven-yard line, but Philadelphia CB **Bobby Taylor** intercepted Lions' QB **Scott Mitchell** after his arm was hit on his follow-through. Detroit rallied for a 51-yard **Jason Hanson** field goal but the Eagles increased their lead to 10-3 at halftime with a 39-yarder by **Gary Anderson**. Philadelphia went up 17-3 after their first drive in the second quarter resulted in a 17-yard Peete-to-**Chris T. Jones** TD connection, but the Lions answered on the next drive with **Barry Sanders** twisting in from eight yards, cutting the Eagles' lead to 17-10 after three quarters. Peete snuck in from one yard to boost the Eagles' lead to 24-10 midway through the final quarter. The Lions fought back, however, as Sanders lunged in from one yard to slice the lead to 24-17.

	1st	2nd	3rd	4th	Final
LIONS	0	3	7	7	17
EAGLES	7	3	7	7	24

- PE Watters 11 run (Anderson kick)
- LIONS Hanson FG 51
- PE Anderson FG 39
- PE Jones 17 pass from Peete (Anderson kick)
- LIONS Sanders 8 run (Hanson kick)
- PE Peete 1 run (Anderson kick)
- LIONS Sanders 1 run (Hanson kick)

	LIONS	EAGLES
First Downs	17	25
Total Net Yards	233	446
Net Yards Rushing	60	175
Net Yards Passing	173	271
(Att/Comp/Int)	26-14-1	30-25-0
Punts-Average	4-46.3	2-44.0
Fumbles-Lost	0-0	0-0
Sacks-Yards	2-13	1-4
Penalties-Yards	6-50	11-73
Time of Possession	20:38	39:22

RUSHING: LIONS - Sanders 16-49, 2 TD's; Mitchell 3-11... EAGLES - Watters 27-153, 1 TD; Turner 4-14; Peete 8-8, 1 TD

PASSING: LIONS - Mitchell 14-26, 177 yards, 1 INT
 EAGLES - Peete 25-30, 284 yards, 1 TD

RECEIVING: LIONS - Moore 6-88; Morton 5-39; Perriman 2-40; Sanders 1-10... EAGLES - Jones 9-121, 1 TD; Fryar 6-63; Watters 6-57; Turner 4-43

LIONS 35, BEARS 16
at Pontiac, September 22, 1996
Attendance: 70,022

Detroit showcased its potent passing attack en route to a 35-16 victory over Chicago. The Lions opened the scoring with **Johnnie Morton** and **Brett Perriman** each catching scoring tosses from **Scott Mitchell** only 1:24 apart. Chicago fought back with a field goal and a 58-yard **Erik Kramer**-to-**Curtis Conway** TD connection to trim the lead to 14-10, but touchdowns by Morton and Chicago DL **Jim Flanigan** left Detroit clinging to a 21-16 halftime cushion. While the Detroit defense was shutting out Chicago in the second half, the Lions scored twice — a one-yard sneak by Mitchell to stretch Detroit's lead to 28-16 after three quarters, and a 24-yarder to Perriman in the fourth quarter.

	1st	2nd	3rd	4th	Final
BEARS	0	16	0	0	16
LIONS	0	21	7	7	35

- LIONS Morton 15 pass from Mitchell (Hanson kick)
- LIONS Perriman 2 pass from Mitchell (Hanson kick)
- BEARS Jaeger FG 46
- BEARS Conway 58 pass from Kramer (Jaeger kick)
- LIONS Morton 62 pass from Mitchell (Hanson kick)
- BEARS Flanigan 1 pass from Kramer (two-point pass failed)
- LIONS Mitchell 1 run (Hanson kick)
- LIONS Perriman 24 pass from Mitchell (Hanson kick)

	BEARS	LIONS
First Downs	19	19
Total Net Yards	318	394
Net Yards Rushing	70	85
Net Yards Passing	248	309
(Att/Comp/Int)	46-23-1	34-24-1
Punts-Average	6-49.0	7-49.7
Fumbles-Lost	3-1	1-0
Sacks-Yards	4-27	2-13
Penalties-Yards	6-31	8-76
Time of Possession	28:52	31:08

RUSHING: BEARS - Salaam 10-27; Hicks 9-26; Green 1-9; Kramer 3-5; Carter 1-3... LIONS - Sanders 19-66; Mitchell 6-8, 1 TD; Morton 1-6; Rivers 3-5

PASSING: BEARS - Kramer 23-46, 261 yards, 1 TD's, 1 INT... LIONS - Mitchell 24-34, 336 yards, 4 TD's, 1 INT

RECEIVING: BEARS - Conway 8-126, 1 TD; Wetnigh 4-40; Ingram 3-39; Jack Jackson 2-20; Salaam 2-13; Carter 2-12; Green 1-10; Flanigan 1-1, 1 TD; LIONS - Morton 7-174, 2 TD's; Moore 7-74; Perriman 6-65, 2 TD's; Sloan, 3-19; Sanders 1-4

LIONS 27, BUCCANEERS 0 at Tampa, September 29, 1996 Attendance: 34,961

The Lions posted their first road shutout since September 4, 1983 (11-0 at Tampa Bay) in a 27-0 victory over the Buccaneers. Appropriately, in a stellar defensive performance, the Lions' defense scored the first points of the contest on **Bennie Blades'** 98-yard interception return in the first quarter. It was Blades' first career TD and the third-longest in Lions' history. A 20-yard **Jason Hanson** field goal gave the Lions a 10-0 lead, which was extended to 17-0 midway through the second quarter on a 31-yard pass from **Scott Mitchell** to **Johnnie Morton**. After a scoreless third quarter, Hanson booted his second field goal (from 29 yards) to make the score 20-0. **Herman Moore** closed out the scoring on a three-yard catch.

	1st	2nd	3rd	4th	Final
LIONS	7	10	0	10	27
BUCS	0	0	0	0	0

- LIONS Blades 98 INT return (Hanson kick)
 LIONS Hanson FG 20
 LIONS Morton 31 pass from Mitchell (Hanson kick)
 LIONS Hanson FG 29
 LIONS Moore 3 pass from Mitchell (Hanson kick)

	LIONS	BUCS
First Downs	20	13
Total Net Yards	350	226
Net Yards Rushing	129	70
Net Yards Passing	221	156
(Att/Comp/Int)	33-22-0	31-16-3
Punts-Average	3-44.7	5-46.4
Fumbles-Lost	1-0	1-1
Sacks-Yards	2-14	3-17
Penalties-Yards	5-45	4-25
Time of Possession	29:08	30:51

RUSHING: LIONS - Sanders 15-73; Rivers 9-57; Mitchell 1-4; Majkowski 1-(-1); Morton 1-(-4)... **BUCS** - R. Brooks 14-37; Alstott 8-31; Dilfer 3-2; L. Thompson 1-0

PASSING: LIONS - Mitchell 21-32, 230 yards, 2 TD's; Majkowski 1-1, 8 yards... **BUCS** - Dilfer 14-26, 119 yards, 2 INT's; Weldon 2-5, 51 yards, 1 INT

RECEIVING: LIONS - Moore 9-104, 1 TD; Perriman 5-42; Morton 3-58, 1 TD; Sanders 2-17; Metzelaars 2-9; Matthews 1-8... **BUCS** - Harper 4-41; Alstott 4-30; Moore 3-17; L. Thompson 2-21; Ellison 1-42; Hawkins 1-12; Harris 1-7

LIONS 28, FALCONS 24 at Pontiac, October 6, 1996 Attendance: 58,666

Detroit held off Atlanta, 28-24, for their tenth straight home win, tying a Silverdome record (1990-92) for most consecutive home victories. **Scott Mitchell** snuck in from two yards to give Detroit a 7-0 lead mid-way through the first quarter, then threw three TD tosses. Mitchell hit **Brett Perriman** from nine yards, then found **Herman Moore** twice within a four-minute span in the second quarter to push Detroit's cushion to 28-0. Atlanta got on the board with seven seconds left in the first half on a **Jamal Anderson** nine-yard run and scored the only 14 points of the third quarter on two additional Anderson plunges to close to within 28-21 after three quarters. **Morten Andersen** nailed a 47-yard field goal with 5:57 remaining to close the gap to 28-24, but the Lions were able to run out the clock while deep in Falcons' territory to seal the win.

	1st	2nd	3rd	4th	Final
FALCONS	0	7	14	3	24
LIONS	7	21	0	0	28

- LIONS Mitchell 2 run (Hanson kick)
 LIONS Perriman 9 pass from Mitchell (Hanson kick)
 LIONS Moore 25 pass from Mitchell (Hanson kick)
 LIONS Moore 50 pass from Mitchell (Hanson kick)
 FAL Anderson 9 run (Andersen kick)
 FAL Anderson 5 run (Andersen kick)
 FAL Anderson 14 run (Andersen kick)
 FAL Andersen FG 47

	FALCONS	LIONS
First Downs	19	23
Total Net Yards	281	357
Net Yards Rushing	116	95
Net Yards Passing	165	262
(Att/Comp/Int)	36-18-1	37-20-0
Punts-Average	7-45.6	6-41.2
Fumbles-Lost	1-0	1-1
Sacks-Yards	2-14	3-15
Penalties-Yards	7-75	7-51
Time of Possession	27:57	32:03

RUSHING: FALCONS - Anderson 16-103, 3 TD's; Heyward 4-9; Hebert 1-3; Metcalf 1-1... **LIONS** - Sanders 26-86; Mitchell 6-9, 1 TD

PASSING: FALCONS - Hebert 18-36, 180 yards, INT... **LIONS** - Mitchell 20-37, 276 yards, 3 TD's

RECEIVING: FALCONS - Preston 6-74; Mathis 5-54; Brown 4-28; Scott 2-21; Lyons 1-3... **LIONS** - Perriman 7-84, 1 TD; Morton 4-49; Moore 3-107, 2 TD's; Metzelaars 3-23; Sanders 3-13

RAIDERS 37, LIONS 21
at Oakland, October 13, 1996
Attendance: 50,037

After falling behind 34-0 early in the third quarter, the Lions mounted a comeback with three consecutive touchdowns, but ran out of time in a 37-21 loss to the Raiders. The Raiders took a 20-0 lead into halftime on two Jeff Hostetler TD passes and two Cole Ford field goals. After the Raiders increased their lead to 34-0, the Lions struck for 21 straight points to pull to within 34-21 after three quarters. Scott Mitchell hit Herman Moore from 11 and six yards on consecutive possessions and Johnnie Morton reeled in a 19-yard scoring toss on the last play of the third quarter to cut the Raiders' lead to 13, but that was close as the Lions would get.

	1st	2nd	3rd	4th	Final
LIONS	0	0	21	0	21
RAIDERS	7	13	14	3	37

- RAID Jett 4 pass from Hostetler (Ford kick)
- RAID Ford FG 29
- RAID Ford FG 23
- RAID Kaufman 10 pass from Hostetler (Ford kick)
- RAID Jett 58 pass from Hostetler (Ford kick)
- RAID Dudley 62 pass from Hostetler (Ford kick)
- LIONS Moore 11 pass from Mitchell (Hanson kick)
- LIONS Moore 6 pass from Mitchell (Hanson kick)
- LIONS Morton 19 pass from Mitchell (Hanson kick)
- RAID Ford FG 32

	LIONS	RAIDERS
First Downs	23	20
Total Net Yards	396	419
Net Yards Rushing	63	124
Net Yards Passing	333	295
(Att/Comp/Int)	50-31-2	38-27-0
Punts-Average	5-40.2	5-37.8
Fumbles-Lost	1-0	3-0
Sacks-Yards	0-0	2-10
Penalties-Yards	6-45	8-64
Time of Possession	23:45	36:15

RUSHING: LIONS - Sanders 9-36; Rivers 1-16; Mitchell 3-11... **RAIDERS** - Aska 16-44; Hostetler 4-44; Kaufman 7-21; Brown 2-15

PASSING: LIONS - Mitchell 31-50, 343 yards, 3 TD's, 2 INT's... **RAIDERS** - Hostetler 27-38-295 yards, 4 TD's

RECEIVING: LIONS - Moore 10-109, 2 TDs; Perriman 5-42; Morton 3-58, 1 TD; Sanders 2-17; Metzelaars 2-9; Matthews 1-8... **RAIDERS** - Harper 4-41; Alstott 4-30; Moore 3-17; L. Thompson 2-21; Ellison 1-42; Hawkins 1-12; Harris 1-7

GIANTS 35, LIONS 7
at Pontiac, October 27, 1996
Attendance: 63,501

After scoring a quick touchdown to take a 7-0 lead, the Lions yielded 35 unanswered points in a 35-7 loss to the New York Giants. After a 65-yard Glyn Milburn return of the opening kickoff, the Lions needed only eight plays to punch in a one-yard scoring sneak by Scott Mitchell to give Detroit a 7-0 cushion. Things went downhill from there, however, as the Giants exploded for 35 points — highlighted by two interceptions returned for touchdowns (Ray Agnew and Maurice Douglas).

	1st	2nd	3rd	4th	Final
GIANTS	2	23	0	10	35
LIONS	7	0	0	0	7

- LIONS Mitchell 1 run (Hanson kick)
- NYG Punt blocked out of endzone - safety
- NYG Calloway 24 pass from Wheatley (two-point run failed)
- NYG Daluiso FG 38
- NYG Douglass 32 INT return (Daluiso kick)
- NYG Lewis 23 pass from Brown (Daluiso kick)
- NYG Daluiso FG 32
- NYG Agnew 34 INT return (Daluiso kick)

	GIANTS	LIONS
First Downs	18	14
Total Net Yards	335	252
Net Yards Rushing	100	67
Net Yards Passing	235	185
(Att/Comp/Int)	28-16-1	47-20-5
Punts-Average	6-42.5	5-39.8
Fumbles-Lost	3-1	2-1
Sacks-Yards	2-12	2-10
Penalties-Yards	7-67	9-65
Time of Possession	35:39	24:21

RUSHING: GIANTS - Hampton 27-76; Wheatley 5-18; Way 1-7; Brown 3-2; Kanell 3(-)-3... **LIONS** - Sanders 16-47; Majkowski 3-19; Mitchell 1-1, 1 TD

PASSING: GIANTS - Brown 15-27, 221 yards, 1 TD, 1 INT; Wheatley 1-1, 24 yards, 1 TD... **LIONS** - Mitchell 9-19, 71 yards, 3 INT's; Majkowski 11-28, 126 yards, 2 INT's

RECEIVING: GIANTS - Lewis 5-76, 1 TD; Calloway 4-92, 1 TD; Way 3-22; Pierce 2-31; Hampton 2-24... **LIONS** - Perriman 8-88; Moore 4-49; Metzelaars 3-31; Sanders 3-20; Morton 2-9

PACKERS 28, LIONS 18

at Green Bay, November 3, 1996
Attendance: 60,695

Detroit lost to the Packers 28-18 at Green Bay's Lambeau Field. Jason Hanson's 48-yard field goal was answered when Brett Favre found Dorsey Levens from one yard out to end the first quarter, leaving the Packers with a 7-3 lead. The Lions then took a 10-7 lead on a spectacular 18-yard TD scamper by Barry Sanders, but Favre found Terry Mickens for the first of his two TD grabs to give the Packers a 14-10 halftime lead. Green Bay burst the game open to begin the second half, though, scoring two third quarter touchdowns — a six-yard TD grab by Mickens and a 65-yard bomb to Don Beebe — for a 28-10 cushion. Detroit made a late run with Don Majkowski finding Brett Perriman on an eight-yard scoring toss (two-point pass was good) to trim the Packer's advantage to 28-18.

	1st	2nd	3rd	4th	Final
LIONS	3	7	0	8	18
PACKERS	7	7	14	0	28

LIONS Hanson FG 48

PACK Levens 1 pass from Favre (Jacke kick)

LIONS Sanders 18 run (Hanson kick)

PACK Mickens 1 pass from Favre (Jacke kick)

PACK Mickens 6 pass from Favre (Jacke kick)

PACK Beebe 65 pass from Favre (Jacke kick)

LIONS Perriman 8 pass from Majkowski (two-point pass was good)

	LIONS	PACKERS
First Downs	18	23
Total Net Yards	293	355
Net Yards Rushing	166	101
Net Yards Passing	127	254
(Att/Comp/Int)	32-15-0	35-24-1
Punts-Average	5-37.2	5-31.4
Fumbles-Lost	1-0	0-0
Sacks-Yards	4-27	5-26
Penalties-Yards	10-91	8-55
Time of Possession	26:42	33:18

RUSHING: LIONS - Sanders 20-152, 1 TD; Majkowski 5-12; Rivers 1-2... PACKERS - Bennett 17-68; Levens 4-25; Henderson 2-7; Favre 1-1

PASSING: LIONS - Majkowski 15-32, 153 yds., 1 TD... PACKERS - Favre 24-35, 281 yds., 4 TD's, 1 INT

RECEIVING: LIONS - Perriman 7-87, 1 TD; Moore 4-50; Morton 3-17; Sanders 1-(-1)... PACKERS - Mickens 7-52; 2 TD's; Beebe 4-106, 1 TD; Jackson 3-35; Bennett 3-27; Chmura 2-28; Henderson 2-13; Levens 2-11, 1 TD; Howard 1-9

CHARGERS 27, LIONS 21

at San Diego, November 11, 1996
Attendance: 60,425

The Lions lost to the Chargers 27-21 in San Diego. Stan Humphries connected with Tony Martin on a 32-yard scoring strike and Barry Sanders answered with a two-yard scoring run to open the scoring. Sanders scored on an 11-yard scamper to give Detroit a 14-7 lead in the second quarter, but the Chargers scored two TD's — including a pass to Andre Coleman on the last play of the first half — to lead 17-14 at halftime. Alfred Pupunu caught a nine-yard pass to give San Diego a 24-14 lead and a 20-yard field goal extended the Chargers' lead to 27-14. The Lions got to within 27-21 when Don Majkowski hit Brett Perriman from one yard out with under two minutes remaining.

	1st	2nd	3rd	4th	Final
LIONS	7	7	0	7	21
CHARGERS	7	10	7	3	27

SD Martin 32 pass from Humphries (Carney kick)

LIONS Sanders 2 run (Hanson kick)

LIONS Sanders 11 run (Hanson kick)

SD Carney FG 29

SD Coleman 46 pass from Humphries (Carney kick)

SD Pupunu 9 pass from Humphries (Carney kick)

SD Carney FG 20

LIONS Perriman 1 pass from Majkowski (Hanson kick)

LIONS CHARGERS

First Downs	19	27
Total Net Yards	222	412
Net Yards Rushing	82	127
Net Yards Passing	140	285
(Att/Comp/Int)	27-15-0	32-24-0
Punts-Average	4-47.5	4-37.0
Fumbles-Lost	3-1	2-0
Sacks-Yards	3-26	4-19
Penalties-Yards	7-61	11-129
Time of Possession	19:21	40:39

RUSHING: LIONS - Sanders 16-51, 2 TD's; Morton 1-18; Perriman 1-13; Majkowski 1-0... CHARGERS - Russell 20-80; Bradley 7-25; Fletcher 11-22; Humphries 2-0

PASSING: LIONS - Mitchell 5-9, 49 yards; Majkowski 10-18, 110 yards, 1 TD... CHARGERS - Humphries 24-32, 311 yards, 3 TD's

RECEIVING: LIONS - Perriman 7-87, 1 TD; Moore 4-50; Morton 3-17; Sanders 1-(-1)... CHARGERS - Martin 8-113, 1 TD; Coleman 3-63, 1 TD; Fletcher 3-35; Pupunu 3-28, 1 TD; Russell 2-33; Jones 2-21; May 1-12; Still 1-7; Mitchell (-1)

LIONS 17, SEAHAWKS 16
at Pontiac, November 17, 1996
Attendance: 51,194

Detroit came away with a 17-16 squeaker over Seattle as the Seahawks' **Todd Peterson** missed a 42-yard field goal on the last play of the game. **Barry Sanders** led the way with 134 yards rushing a TD in 16 carries. Seattle marched to a 10-point cushion on a one-yard first quarter **Lamar Smith** TD plunge and a 24-yard field goal by Peterson, his first of three on the day. Detroit trimmed the lead to 10-7 at halftime on Sanders' 11-yard score, but saw the deficit grow to 13-7 as Peterson drilled a 25-yarder to end the Seahawks' first drive of the second half. The Lions claimed their first lead at 14-13 when **Herman Moore** grabbed a six-yard TD toss in the corner of the end zone. The lead was short-lived, though, as Seattle answered with a 21-yard field goal by Peterson to give the Seahawks a 16-14 lead. **Jason Hanson** delivered a 43-yard effort before Peterson's miss.

	1st	2nd	3rd	4th	Final
SEAHAWKS	7	3	3	3	16
LIONS	0	7	7	3	17

SEA L. Smith 1 run (Peterson kick)
SEA Peterson FG 24
LIONS Sanders 11 run (Hanson kick)
SEA Peterson FG 25
LIONS Moore 6 pass from Majkowski (Hanson kick)
SEA Peterson FG 21
LIONS Hanson FG 43

	SEAHAWKS	LIONS
First Downs	24	17
Total Net Yards	378	285
Net Yards Rushing	184	144
Net Yards Passing	194	141
(Att/Comp/Int)	25-13-1	23-18-1
Punts-Average	3-42.3	4-42.0
Fumbles-Lost	3-0	1-0
Sacks-Yards	2-16	1-6
Penalties-Yards	6-46	7-66
Time of Possession	35:07	24:53

RUSHING: SEAHAWKS - L. Smith 33-148, 1 TD; Broussard 6-31; Galloway 1-5; Friesz 1-0... **LIONS** - Sanders 16-134, 1 TD; Majkowski 4-8; Lynch 1-2

PASSING: SEAHAWKS - Friesz 8-18, 148 yards, 1 INT; Mirer 5-7, 52 yards... **LIONS** - Majkowski 18-23, 157 yards, 1 TD, 1 INT

RECEIVING: SEAHAWKS - Crumpler 3-41; Galloway 3-22; Broussard 2-15; McKnight 1-73; Pritchard 1-24; Smith 1-19; Gray 1-5; Williams 1-1... **LIONS** - Moore 6-55, 1 TD; Perriman 4-51; Morton 3-35; Sanders 3-12; Metzelaars 1-4

BEARS 31, LIONS 14
at Chicago, November 24, 1996
Attendance: 55,864

After a 14-14 first quarter shoot-out, the Lions were blanked for the remainder of the contest as the Bears cruised to a 31-14 win in Chicago's Soldier Field. The Lions' loss spoiled an excellent effort by **Barry Sanders** (21 carries for 107 yards and a TD). The Bears only needed three plays to take an early 7-0 lead as **Dave Krieg** connected with **Curtis Conway** on a 19-yard scoring pass. The Lions tied the game on a one-yard sneak by **Scott Mitchell**, but fell behind 14-7 shortly thereafter as Krieg tossed a one-yard TD strike to **Mike Faulkerson**. Sanders tied the game on a 22-yard TD run to end the first quarter scoring, but Krieg's third TD pass, a five-yarder to **Bobby Ingram**, and a 42-yard **Jeff Jaeger** field goal gave the Bears a 24-14 halftime lead. The second half's lone scoring came when **Raymont Harris** scored on a three-yard run in the third quarter.

	1st	2nd	3rd	4th	Final
LIONS	14	0	0	0	14
BEARS	14	10	7	0	31

BEARS Conway 19 pass from Krieg (Jaeger kick)
LIONS Mitchell 1 run (Hanson kick)
BEARS Faulkerson 1 pass from Krieg (Jaeger kick)
LIONS Sanders 22 run (Hanson kick)
BEARS Ingram 5 pass from Krieg (Jaeger kick)
BEARS Jaeger FG 42
BEARS Harris 3 run (Jaeger kick)

	LIONS	BEARS
First Downs	27	22
Total Net Yards	322	358
Net Yards Rushing	114	139
Net Yards Passing	208	219
(Att/Comp/Int)	35-18-3	28-18-0
Punts-Average	2-42.0	3-20.3
Fumbles-Lost	2-0	3-2
Sacks-Yards	0-0	3-22
Penalties-Yards	5-30	9-90
Time of Possession	25:41	34:19

RUSHING: LIONS - Sanders 21-107, 1 TD; Rivers 1-9; Mitchell 2-2; Morton 1-(-4)... **BEARS** - Harris 27-122, 1 TD; Salaam 6-9; Green 1-3; Sauerbrun 1-3; Krieg 1-2; Timpson 1-0

PASSING: LIONS - Mitchell 18-35, 230 yards, 3 INT's... **BEARS** - Krieg 18-28, 219 yards, 3 TD's

RECEIVING: LIONS - Perriman 8-85; Moore 5-61; Metzelaars 3-48; Morton 1-25; Sanders 1-6; Roberts 0-5... **BEARS** - Timpson 5-76; Conway 4-58, 1 TD; Harris 3-38; Carter 2-16; Neely 1-13; Ja. Jackson 1-12; Ingram 1-5, 1 TD; Faulkerson 1-1, 1 TD

CHIEFS 28, LIONS 24

at Pontiac, November 28, 1996
Attendance: 75,079

The Lions' had their holiday spoiled by the Kansas City Chiefs, who came away with a 28-24 win in the Lions 57th Thanksgiving Day game. The Lions' first half scoring came on a 16-yard pass from **Scott Mitchell** to **Johnnie Morton** and **Mike Wells** recovered a fumble in the end zone to give Detroit a 14-7 lead. **Chris Penn** caught a 17-yard pass to tie the game 14-14 at halftime. Detroit re-gained the lead, 21-14, on a 13-yard TD run by **Barry Sanders**, but the Chiefs answered with **Rich Gannon's** second TD pass to knot the score at 21-21. **Jason Hanson** put the Lions ahead 24-21 on a 21-yard field goal with 8:41 remaining, but the Chiefs used up almost eight minutes of clock setting the stage for Allen's game-winner.

	1st	2nd	3rd	4th	Final
CHIEFS	7	7	0	14	28
LIONS	0	14	7	3	24

KC	Allen 1 run (Stoyanovich kick)
LIONS	Morton 16 pass from Mitchell (Hanson kick)
LIONS	Wells fumble recovery in end zone (Hanson kick)
KC	Penn 17 pass from Gannon (Stoyanovich)
LIONS	Sanders 13 run (Hanson kick)
KC	Walker 9 pass from Gannon (Stoyanovich kick)
LIONS	Hanson FG 21
KC	Allen 1 run (Stoyanovich kick)

	CHIEFS	LIONS
First Downs	26	21
Total Net Yards	338	318
Net Yards Rushing	243	81
Net Yards Passing	95	237
(Att/Comp/Int)	18-15-0	30-18-3
Punts-Average	3-40.3	1-45.0
Fumbles-Lost	2-1	1-0
Sacks-Yards	2-10	2-25
Penalties-Yards	6-47	6-44
Time of Possession	32:50	27:10

RUSHING: CHIEFS - Hill 17-103; Allen 15-73, 2 TD's; Gannon 7-45; Anders 2-16; McNair 2-7; Vanover 2-(-1)... **LIONS** - Sanders 20-77, 1 TD; Mitchell 3-10; Rivers 1-(-6)

PASSING: CHIEFS - Gannon 15-18, 120 yards, 2 TD's... **LIONS** - Mitchell 18-29, 247 yards, 1 TD, 2 INT's; Sanders 0-1, 1 INT

RECEIVING: CHIEFS - Anders 5-44; Walker 3-20, 1 TD; LaChapelle 2-20; McNair 2-3; Penn 1-17, 1 TD; Johnson 1-11; Bennett 1-5... **LIONS** - Perriman 8-131; Moore 7-84; Morton 2-27, 1 TD; Metzelaars 1-5

VIKINGS 24, LIONS 22

at Pontiac, December 8, 1996
Attendance: 46,043

The Lions came out on the short end of a 24-22 score against the Minnesota Vikings. Minnesota took a 10-0 lead on a 31-yard field goal by **Scott Sisson** and a three-yard TD pass from **Brad Johnson** to **Amp Lee**, but Detroit cut the lead to 10-7 in the second quarter with a 15-yard TD strike from Mitchell to Morton. Johnson's second TD pass, a 13-yarder to **Jake Reed**, made it 17-7, but **Jason Hanson** booted his first of three field goals on the night, a 30-yarder, to pull the Lions to within 17-10 heading into the locker room. Two more Hanson field goals trimmed the Minnesota advantage to 17-16 with 8:31 remaining, but Johnson then connected with **Cris Carter** on a 30-yard scoring pass to give the Vikings a 24-16 lead. Sanders' scoring run brought the Lions to within two, but after the two-point conversion failed, the Vikings were able to run out the clock to preserve the win.

	1st	2nd	3rd	4th	Final
VIKINGS	3	14	0	7	24
LIONS	0	10	3	9	22

VIKES	Sisson FG 31
VIKES	A. Lee 3 pass from B. Johnson (Sisson kick)
LIONS	Morton 15 pass from Mitchell (Hanson kick)
VIKES	Reed 13 pass from B. Johnson (Sisson kick)
LIONS	Hanson FG 30
LIONS	Hanson FG 48
LIONS	Hanson FG 31
VIKES	Carter 30 pass from B. Johnson (Sisson kick)

	VIKINGS	LIONS
First Downs	21	23
Total Net Yards	289	380
Net Yards Rushing	116	145
Net Yards Passing	173	235
(Att/Comp/Int)	29-19-0	31-21-0
Punts-Average	3-43.3	2-39.0
Fumbles-Lost	0-0	0-0
Sacks-Yards	3-15	2-22
Penalties-Yards	2-20	7-56
Time of Possession	31:39	28:21

RUSHING: VIKINGS - Hoard 17-66; Graham 4-19; B. Johnson 7-18; A. Lee 3-13... **LIONS** - Sanders 20-134, 1 TD; Mitchell 2-10; Rivers 1-1

PASSING: VIKINGS - B. Johnson 19-29, 195 yards, 3 TD's... **LIONS** - Mitchell 21-31, 250 yards, 1 TD

RECEIVING: VIKINGS - Carter 7-83, 1 TD; A. Lee 3-33, 1 TD; Reed 3-32, 1 TD; Evans 2-11; Palmer 2-9; Hoard 1-18; Ismail 1-9... **LIONS** - Moore 9-126; Perriman 7-42; Morton 4-68, 1 TD; Price 1-14

PACKERS 31, LIONS 3
at Pontiac, December 15, 1996
Attendance: 73,214

The Lions closed out their 1996 home schedule with a 31-3 loss to the Green Bay Packers. The loss was Detroit's eighth in their last nine games and gave Green Bay a season sweep over the Lions for the first time since 1992. In a closely contested first half, the Packers mustered a 10-0 halftime lead on a first-quarter 20-yard field goal by **Chris Jacke** and a 92-yard punt return early in the second quarter by **Desmond Howard**. Green Bay extended their lead to 16-0 on their first drive of the second half on a one-yard TD sneak by Favre (extra point failed). **Jason Hanson** got the Lions into the scoring column late in the third quarter with a 39-yard field goal to trim the Packers' lead 16-3 heading into the final stanza. Green Bay, however, tallied two fourth quarter touchdowns to put the game out of reach.

	1st	2nd	3rd	4th	Final
PACKERS	3	7	6	15	31
LIONS	0	0	3	0	3

- PACK** Jacke FG 20
PACK Howard 92 punt return (Jacke kick)
PACK Favre 1 run (PAT failed)
LIONS Hanson FG 39
PACK Levens 1 run (2-pt pass from Favre to Bennett was good)
PACK Freeman 27 pass from Favre (Jacke kick)

	PACKERS	LIONS
First Downs	20	19
Total Net Yards	336	265
Net Yards Rushing	111	79
Net Yards Passing	225	186
(Att/Comp/Int)	25-16-1	40-23-1
Punts-Average	2-44.0	5-44.0
Fumbles-Lost	1-0	1-0
Sacks-Yards	4-21	3-15
Penalties-Yards	11-75	7-60
Time of Possession	27:01	32:59

RUSHING: PACKERS - Bennett 12-60; Levens 11-39, 1 TD; Henderson 1-9; Favre 2-3, 1 TD... **LIONS** - Sanders 21-78; Mitchell 1-2; Rivers 1(-1)

PASSING: PACKERS - Favre 16-25, 240 yards, 1 TD, 1 INT... **LIONS** - Mitchell 23-40, 207 yards, 1 INT

RECEIVING: PACKERS - Beebe 4-79; Freeman 3-60, 1 TD; Rison 2-24; Chmura 2-22; Levens 2-18; Jackson 1-35; Bennett 1-1; Henderson 1-1... **LIONS** - Perriman 8-77; Morton 6-40; Moore 5-50; Matthews 2-33; Rivers 1-9; Sanders 1(-2)

49ERS 24, LIONS 14
at San Francisco, December 23, 1996
Attendance: 61,921

With the Lions eliminated from playoff contention and the 49ers' playoff foe already decided, individual accolades took center stage in San Francisco's 24-14 win over Detroit at 3Com Park. **Barry Sanders** entered the contest needing 161 yards to claim his third NFL rushing title and he didn't disappoint the national television audience, rambling for 175 yards in 28 carries, including an electrifying 54-yard first quarter touch-down romp. San Francisco's **Steve Young**, who only played the first half before giving way to **Elvis Grbac**, connected with **Derek Loville** on a one-yard scoring toss to give the 49ers a 14-7 halftime bulge. Grbac scrambled for a six-yard score to increase San Francisco's lead to 21-7, which was cut in half in the waning moments of the third quarter when **Herman Moore** latched onto a five-yard dart from **Scott Mitchell**. **Jeff Wilkins** booted a 49-yard field goal to give the 49ers a 24-14 cushion.

	1st	2nd	3rd	4th	Final
LIONS	7	0	7	0	14
49ERS	7	7	7	3	24

- 49ERS** Popson 1 pass from Young (Wilkins kick)
LIONS Sanders 54 run (Hanson kick)
49ERS Loville 1 pass from Young (Wilkins kick)
49ERS Grbac 6 run (Wilkins kick)
LIONS Moore 5 pass from Mitchell (Hanson kick)
BEARS Jaeger FG 49

	LIONS	49ERS
First Downs	18	18
Total Net Yards	277	281
Net Yards Rushing	189	129
Net Yards Passing	88	152
(Att/Comp/Int)	27-15-0	23-17-0
Punts-Average	4-42.3	3-45.7
Fumbles-Lost	1-0	1-0
Sacks-Yards	0-0	3-22
Penalties-Yards	5-34	6-61
Time of Possession	29:56	30:04

RUSHING: LIONS - Sanders 28-175, 1 TD; Mitchell 4-11; Rivers 1-3... **49ERS** - Loville 14-66; Young 3-26; Carter 4-17; Lynn 2-14; Vardell 3-5; Grbac 5-1

PASSING: LIONS - Mitchell 15-27, 110 yards, 1 TD... **49ERS** - Young 11-14, 96 yards, 2 TD's; Grbac 6-9, 56 yards

RECEIVING: LIONS - Moore 8-59, 1 TD; Perriman 4-31; Morton 2-16; Sanders 1-4... **49ERS** - Rice 5-49; Loville 4-32, 1 TD; Jones 2-28; Caldwell 2-9; Uwaezuoke 1-16; Vardell 1-13; Owens 1-4; Popson 1-1, 1 TD

Dr. Bill Serote's teaching skills make us a better Emergency Center for Oakland County

A good doctor is also a good teacher.

So says Dr. Bill Serote, emergency medicine specialist at North Oakland Medical Centers' Emergency Trauma Center. By the hour, Dr. Serote can be found teaching patients how to soothe a burn. Calm an upset stomach. Or recognize a heart attack.


He calls NOMC's Emergency Center "The safety net for the community" — a place for knowledge, experience and skilled emergency care for everything from chest pain to trauma. So he makes sure that each patient gets individual care. And maybe a lesson or two in compassion.

Knowledge, caring and physicians like Dr. Bill Serote. Simple things that show why emergency medicine is our specialty.

Bill Serote, D.O.

NOMC Emergency Trauma Center Physician
Board-Certified in Emergency Medicine
16 years in emergency medicine


- the area's only state-designated NICU
- 24-hour pediatric emergency care
- a surgical team on-call 24 hours
- trauma care



North Oakland Medical Centers

461 West Huron, Pontiac
One mile east of Telegraph on West Huron (M-59)

15 minutes from West Bloomfield • 15 minutes from Rochester •
20 minutes from Oxford • 5 minutes from Waterford • 15 minutes from Troy •
10 minutes from Lake Orion • 15 minutes from Clarkston • 5 minutes from
Bloomfield Hills • 5 minutes from Keego Harbor



Lions Honors

Detroit Lions All-Time Honor Roll

PRO FOOTBALL HALL OF FAME

- 1963 Earl "Dutch" Clark, B (1934-38)
 1966 Bill Dudley, HB (1947-49)
 1967 Bobby Layne, QB (1950-58)
 1968 Alex Wojciechowicz, C/LB (1938-46)
 1970 Jack Christiansen, DB (1951-58)
 Hugh McElhenny, HB (1964)
 1972 Ollie Matson, FB (1963)
 1973 Joe Schmidt, LB (1953-65)
 1974 Dick "Night Train" Lane, DB (1960-65)
 1979 Yale Lary, DB/P (1952-53, 56-64)
 1985 Frank Gatski, C (1957)
 1986 Doak Walker, HB (1950-55)
 1987 John Henry Johnson, FB (1957-59)
 1992 Lem Barney, CB (1967-77)
 1996 Lou Creekmur, T, (1950-59)

NFL MVP / PLAYER OF THE YEAR

- 1944 Frank Sinkwich (Joe F. Carr Award)
 1960 Joe Schmidt (Associated Press)
 1991 Barry Sanders (NFLPA)
 Barry Sanders (Football Digest)
 Barry Sanders (Maxwell Award)
 1994 Barry Sanders (Associated Press)*
 Barry Sanders (NFL Films)
 Barry Sanders (Football Digest)
 Barry Sanders (ESPN "Espy" Award)
 * *Offensive Player of the Year*

NFL ROOKIE OF THE YEAR

- 1967 Mel Farr (Sporting News)
 1967 Lem Barney#
 1968 Earl McCullough (Sporting News)
 1979 Al Baker (Associated Press)#
 Al Baker (Pro Football Weekly)#
 Al Baker (Football Digest)#
 1980 Billy Sims (Pro Football Writers Association)
 Billy Sims (Associated Press)*
 Billy Sims (Bert Bell Trophy - N.E.A.)
 Billy Sims (Sporting News)
 Billy Sims (Pro Football Weekly)*
 Billy Sims (Football Digest)*
 1989 Barry Sanders (Pro Football Weekly)*
 Barry Sanders (Associated Press)*
 Barry Sanders (Sports Illustrated "Z" Team)
 Barry Sanders (Sporting News)
 Barry Sanders (NFL Films)

Barry Sanders (College and Pro Football Newsweekly)*

Barry Sanders (PFWA)

Barry Sanders (Football Digest)*

Defensive Rookie of the Year

* *Offensive Rookie of the Year*

NFL COACH OF THE YEAR

- 1991 Wayne Fontes (Associated Press)
 Wayne Fontes (Maxwell Club)
 Wayne Fontes (Paul Brown Award,
 Touchdown Club of Columbus)
 Wayne Fontes (Starter)
 Wayne Fontes (United Press International)
 Wayne Fontes (Football News)
 Wayne Fontes (Pro Football Weekly)
 Wayne Fontes (Pro Football Writers
 Association)

NFC MVP / PLAYER OF THE YEAR

- 1994 Barry Sanders (NFLPA)

NFC PLAYER OF THE MONTH

- 1989 Barry Sanders, Offensive (Dec.)
 1991 Barry Sanders, Offensive (Sept.)
 Ray Crockett, Defensive (Nov.)
 1993 Jason Hanson, Special Teams (Oct.)
 Jason Hanson, Special Teams (Dec.)
 1994 Barry Sanders, Offensive (Oct.)

NFL MILLER LITE PLAYER OF THE WEEK

- 1989 Rodney Peete (Week 6)
 Richard Johnson (Week 13)
 1991 Barry Sanders (Week 5)
 Rodney Peete (Week 6)
 Barry Sanders (Week 12)
 1994 Barry Sanders (Week 3)
 1995 Herman Moore (Week 9)
 Scott Mitchell (Week 13)
 1996 Barry Sanders (Week 17)

NFC PLAYER OF THE WEEK

- 1984 Michael Cofer, Defensive (Week 8)
 Gary Danielson, Offensive (Week 13)
 1985 Demetrious Johnson, Defensive (Week 4)
 Eric Hipple, Offensive (Week 8)
 1986 James Jones, Offensive (Week 1)

- 1989 Rodney Peete, Offensive (Week 6)
Richard Johnson, Offensive (Week 13)
- 1990 Chris Spielman, Defensive (Week 2)
Barry Sanders, Offensive (Week 14)
Rodney Peete, Offensive (Week 15)
- 1991 Ray Crockett, Defensive (Week 9)
Barry Sanders, Offensive (Week 13)
Erik Kramer, Offensive (Divisional Playoffs)
- 1993 Jason Hanson, Special Teams (Week 1)
Vernon Turner, Special Teams (Week 9)
Barry Sanders, Offensive (Week 10)
Ray Crockett, Defensive (Week 18)
Jim Arnold, Special Teams (Week 18)
- 1994 Barry Sanders, Offensive (Week 3)
Chris Spielman, Defensive (Week 8)
Barry Sanders, Offensive (Week 10)
Mel Gray, Special Teams (Week 16)
Barry Sanders, Offensive (Week 16)
- 1995 Jason Hanson, Special Teams (Week 4)
Barry Sanders, Offensive (Week 6)
Scott Mitchell, Offensive (Week 9)
Brett Perriman, Offensive (Week 13)
Herman Moore, Offensive (Week 14)
Willie Clay, Defensive (Week 17)
- 1996 Scott Mitchell, Offensive (Week 6)

LIONS MOST VALUABLE PLAYER

(Only one player was selected from 1952-1966)

- 1952 Jim Doran, E
- 1953 Dick Stanfel, G
- 1954 Bobby Layne, QB
- 1955 Joe Schmidt, LB
- 1956 Bobby Layne, QB
- 1957 Joe Schmidt, LB
- 1958 Joe Schmidt, LB
- 1959 Jim Martin, LB
- 1960 Nick Pietrosante, RB
- 1961 Joe Schmidt, LB
- 1962 Gail Cogdill, E
- 1963 Earl Morrall, QB
- 1964 Jim Gibbons, E
- 1965 Bruce Maher, S
- 1966 Pat Studstill, FL

LIONS OFFENSIVE MOST VALUABLE PLAYER

(Selected annually by Lions players since 1967)

- 1967 Mel Farr, RB
- 1968 Mel Farr, RB
- 1969 Charlie Sanders, TE
- 1970 Charlie Sanders, TE
- 1971 Steve Owens, RB
- 1972 Rockne Freitas, T

- 1973 Alvie Taylor, RB
- 1974 Bill Munson, QB
- 1975 Dexter Bussey, RB
- 1976 Ray Jarvis, WR
- 1977 Jon Morris, C
- 1978 Gary Danielson, QB
- 1979 Fred Scott, WR
- 1980 Billy Sims, RB
- 1981 Eric Hipple, QB
- 1982 Billy Sims, RB
- 1983 Billy Sims, RB
- 1984 James Jones, RB
- 1985 James Jones, RB
- 1986 Keith Dorney, G
James Jones, RB
- 1987 Pete Mandley, WR
- 1988 Rusty Hilger, QB
- 1989 Barry Sanders, RB
- 1990 Barry Sanders, RB
- 1991 Barry Sanders, RB
- 1992 Barry Sanders, RB
- 1993 Barry Sanders, RB
- 1994 Barry Sanders, RB
- 1995 Herman Moore, WR
- 1996 Barry Sanders, RB

LIONS DEFENSIVE MOST VALUABLE PLAYER

(Selected annually by Lions players since 1967)

- 1967 Lem Barney, CB
- 1968 Wayne Walker, LB
- 1969 Mike Lucci, LB
- 1970 Mike Lucci, LB
- 1971 Mike Lucci, LB
- 1972 Larry Hand, E
- 1973 Herb Orvis, T
- 1974 Levi Johnson, CB
- 1975 Paul Naumoff, LB
- 1976 Charlie Weaver, LB
- 1977 Charlie Weaver, LB
- 1978 Al Baker, E
- 1979 Doug English, T
- 1980 Dave Pureifory, E
- 1981 Stan White, LB
- 1982 Al Baker, E
- 1983 William Gay, E
- 1984 Ken Fantetti, LB
- 1985 Jimmy Williams, LB
- 1986 Keith Ferguson, E
- 1987 Jimmy Williams, LB
- 1988 Michael Cofer, LB
- 1989 Jerry Ball, NT
- 1990 Michael Cofer, LB

- 1991 George Jamison, LB
 1992 Bennie Blades, S
 1993 Chris Spielman, LB
 1994 Chris Spielman, LB
 1995 Henry Thomas, DT
 1996 Bennie Blades, S

LIONS SPECIAL TEAMS MOST VALUABLE PLAYER

(Selected annually by Lions players since 1981)

- 1981 Ken Callicutt, RB
 1982 Ken Callicutt, RB
 1983 Roosevelt Barnes, LB
 1984 Roosevelt Barnes, LB
 1985 Alvin Hall, DB
 1986 Paul Butcher, LB
 1987 Paul Butcher, LB
 1988 George Jamison, LB
 1989 Toby Caston, LB
 1990 Niko Noga, LB
 1991 Mel Gray, KR
 1992 Mel Gray, KR
 Melvin Jenkins, CB
 1993 Jason Hanson, PK
 1994 Mel Gray, KR
 1995 Ron Rivers, RB
 1996 Glyn Milburn, KR

PRO BOWL SELECTIONS

(listed by year of Pro Bowl, not season)

- 1951 Cloyce Box, E
 Lou Creekmur, T
 Don Doll, DB
 Thurman McGraw, G
 Doak Walker, RB
 1952 Les Bingaman, C
 Cloyce Box, E
 Lou Creekmur, T
 Don Doll, DB
 Bob Hoernschemeyer, RB
 Doak Walker, RB
 1953 Lou Creekmur, T
 Don Doll, DB
 Pat Harder, RB
 Bob Hoernschemeyer, RB
 Bobby Layne, QB
 Bob Smith, DB
 1954 Les Bingaman, C
 Jack Christiansen, DB
 Lou Creekmur, T
 Yale Lary, DB
 Bobby Layne, QB
 Dick Stanfel, G

- Doak Walker, RB
 1955 Jack Christiansen, DB
 Lou Creekmur, T
 Jim David, DB
 Joe Schmidt, LB
 Bill Stits, DB
 LaVern Torgeson, C
 Doak Walker, RB
 1956 Jack Christiansen, DB
 Lou Creekmur, T
 Jim David, DB
 Joe Schmidt, LB
 Doak Walker, E
 1957 Charlie Ane, E
 Jack Christiansen, DB
 Lou Creekmur, T
 Jim David, DB
 Yale Lary, DB
 Bobby Layne, QB
 Joe Schmidt, LB
 1958 Jack Christiansen, DB
 Lou Creekmur, T
 Jim David, DB
 Yale Lary, DB
 Darris McCord, T
 Joe Schmidt, LB
 Harley Sewell, G
 1959 Charley Ane, C
 Jim David, DB
 Yale Lary, DB
 Joe Schmidt, LB
 Harley Sewell, G
 1960 Jim David, DB
 Alex Karras, T
 Yale Lary, DB
 Joe Schmidt, LB
 Harley Sewell, G
 1961 Gail Cogdill, E
 Jim Gibbons, E
 Alex Karras, T
 Dick Lane, DB
 Yale Lary, DB
 Nick Pietrosante, RB
 Joe Schmidt, LB
 1962 Jim Gibbons, E
 Alex Karras, T
 Dick Lane, DB
 Yale Lary, DB
 Jim Martin, G/K
 Nick Pietrosante, RB
 Joe Schmidt, LB
 1963 Roger Brown, T
 Gail Cogdill, E

- Dick Lane, DB
Yale Lary, DB
Joe Schmidt, LB
Harley Sewell, G
- 1964 Terry Barr, E
Roger Brown, T
Gail Cogdill, E
John Gordy, G
Joe Schmidt, LB
Wayne Walker, LB
- 1965 Terry Barr, E
Roger Brown, T
Jim Gibbons, E
John Gordy, T
Yale Lary, DB
Dick LeBeau, DB
Wayne Walker, LB
- 1966 Roger Brown, T
John Gordy, T
Alex Karras, T
Dick LeBeau, DB
Pat Studstill, E
Wayne Walker, LB
- 1967 Roger Brown, T
Dick LeBeau, DB
Pat Studstill, E
- 1968 Lem Barney, DB
Mel Farr, RB
- 1969 Lem Barney, DB
Charlie Sanders, TE
- 1970 Lem Barney, DB
Ed Flanagan, C
Charlie Sanders, TE
- 1971 Mel Farr, RB
Ed Flanagan, C
Paul Naumoff, LB
Charlie Sanders, TE
- 1972 Ed Flanagan, C
Greg Landry, QB
Mike Lucci, LB
Steve Owens, RB
Charlie Sanders, TE
- 1973 Lem Barney, DB
Rocky Freitas, T
- 1974 Lem Barney, DB
Ed Flanagan, C
- 1975 Dick Jauron, DB
Charlie Sanders, TE
- 1976 Lem Barney, DB
Charlie Sanders, TE
- 1977 Lem Barney, DB
Charlie Sanders, TE
- 1978 David Hill, TE
Doug English, DT
- 1979 Al Baker, E
Doug English, DT
David Hill, TE
- 1980 David Hill, TE
- 1981 Al Baker, E
Ed Murray, K
Billy Sims, RB
- 1982 Doug English, DT
Billy Sims, RB
Tom Skladany, P
- 1983 Keith Dorney, T
Doug English, T
Billy Sims, RB
- 1984 William Gay, E
Doug English, T
- 1988 Jim Arnold, P
- 1989 Jim Arnold, P
Michael Cofer, LB
- 1990 Jerry Ball, NT
Ed Murray, K
Barry Sanders, RB
Chris Spielman, LB
- 1991 Jerry Ball, NT
Lomas Brown, T
Mel Gray, KR
Barry Sanders, RB
Chris Spielman, LB
- 1992 Jerry Ball, NT
Bennie Blades, S
Lomas Brown, T
Mel Gray, KR
Barry Sanders, RB
Chris Spielman, LB
- 1993 Lomas Brown, T
Mel Gray, KR
Barry Sanders, RB
- 1994 Lomas Brown, T
Barry Sanders, RB
Pat Swilling, LB
- 1995 Lomas Brown, T
Mel Gray, KR
Herman Moore, WR
Barry Sanders, RB
Chris Spielman, LB
- 1996 Lomas Brown, T
Kevin Glover, C
Herman Moore, WR
Barry Sanders, RB
- 1997 Kevin Glover, C
Herman Moore, WR
Barry Sanders, RB

MICHIGAN SPORTS HALL OF FAME

- 1958 Gus Dorias, Coach (1943-47)
 1959 Earl "Dutch" Clark, B (1934-38); Coach (1937-38)
 1962 Byron "Whizzer" White, B (1940-41)
 1966 Bobby Layne, QB (1950-58)
 1967 Doak Walker, B (1950-55)
 1970 Joe Schimdt, LB (1953-65); Coach (1966-72)
 1971 Les Bingaman, G (1948-54); Coach (1960-64)
 Ron Kramer, E (1965-67)
 1973 John Pingel, B (1939)
 1975 Vince Banonis, C (1951-53)
 1976 Raymond "Buddy" Parker, B (1935-36); Coach (1950-56)
 George A. Richards, Owner (1934-39)
 1979 Leroy "Ace" Gutowsky, RB (1934-38)
 Earl Morrall, QB (1958-64)
 1980 Alex Karras, DT (1958-62, 64-70)
 George Wilson, Coach (1949-64)
 1983 Andy Farkas, B (1945)
 1985 Lem Barney, CB (1967-77)
 Robert Hoernschemeyer, B (1950-55)
 1985 Nick Kerbawy, Public Relations Director (1948-50); Business Manager (1951); General Manager (1952-57)
 1986 Jack Christiansen, B (1951-58)
 Robert Westfall, B (1944-47)
 1988 Dick "Night Train" Lane, DB (1960-65)
 Yale Lary, DB/P (1952-53, 56-64)
 1990 Charlie Sanders, TE (1968-77)
 Billy Sims, RB (1980-84)
 1991 Cloyce Box, E (1949-50, 52-54)
 1995 Terry Barr, B (1957-65)
 1997 Jimmy David, B (1952-59)
 1997 Leon Hart, E (1950-57)

LIONS HEISMAN TROPHY WINNERS

- 1942 Frank Sinkwich (Georgia)
 1948 Doak Walker (Southern Methodist)
 1949 Leon Hart (Notre Dame)
 1955 Howard Cassady (Ohio State)
 1969 Steve Owens (Oklahoma)
 1978 Billy Sims (Oklahoma)
 1988 Barry Sanders (Oklahoma State)
 1989 Andre Ware (Houston)

1996 Lions Honor Roll

Honors earned by Detroit Lions' players in 1996

BENNIE BLADES - Safety

Lions Defensive MVP

KEVIN GLOVER - Center

Pro Bowl Starter (second appearance)

Football News All-NFC

United Press International All-NFC

JEFF HARTINGS - Guard

College and Pro Football Newsweekly All-Rookie Team

Football News All-Rookie Team

Pro Football Weekly/Pro Football Writers of America All-Rookie Team

GLYN MILBURN - Kick Returner

Lions Special Teams MVP

SCOTT MITCHELL - Quarterback

NFC Offensive Player of the Week - Week 6

HERMAN MOORE - Receiver

Pro Bowl Starter (third appearance)

Associated Press All-Pro

Sporting News All-Pro

College & Pro Football Newsweekly All-Pro Second Team

Football Digest All-Pro Second Team

Football News All-NFC

United Press International All-NFC

BARRY SANDERS - Running Back

Pro Bowl starter (eighth consecutive year)

Pro Football Weekly/Pro Football Writers of America All Pro

Sporting News All-Pro

Associated Press All-Pro Second Team

College & Pro Football Newsweekly All-Pro Second Team

Lions' Offensive MVP

Football Digest All-Pro Second Team

Football News All-NFC

United Press International All-NFC

Miller Lite/NFL Player of the Week - Week 17

WHO HANDLES THE HOME TEAM'S HOME PAGE?

Big Net. The home team switched to MetroCell's new Big Net Internet access division because it's more than big enough to handle their annual 4 million-hit web site. In fact it's the fastest, most reliable service in Michigan! From MetroCell, Michigan's largest cellular and paging company. Plus we've just launched the most affordable satellite television system you can own. So no matter your game plan, call and compare today.



**only \$9.95 a month
with 2 years prepaid**

Big Net Internet Service

No busy signals, fast access. DS-3 speed at 45Mbps from the most secure site in Southeast Michigan.

Satellite TV

Digital picture, CD quality sound, 40 video channels plus a price so low you have to call to get it.




CALL: 1-800-LEADER1

MetroCell

THE POWER TO COMMUNICATE

CELLULAR • PAGING • INTERNET • SATELLITE TV



The Records Section :

Lions' Individual Records

(1934-96)

SERVICE

Most Seasons

- 15 by Wayne Walker, 1958-72
- 14 by Dick LeBeau, 1959-72
- 13 by Joe Schmidt, 1953-65
- 13 by Darris McCord, 1955-67
- 13 by Larry Hand, 1964-77
- 12 by Alex Karras, 1958-62, 1964-70
- 12 by Paul Naumoff, 1967-78
- 12 by Leonard Thompson, 1975-86
- 12 by Eddie Murray, 1980-91
- 12 by Kevin Glover, 1985-96

Most Games Played

- 200 by Wayne Walker (15 seasons), 1958-72
- 185 by Dick LeBeau (14 seasons), 1959-72
- 175 by Leonard Thompson (12 seasons), 1975-86
- 174 by Eddie Murray (12 seasons), 1980-91
- 168 by Paul Naumoff (12 seasons), 1967-78
- 168 by Darris McCord (13 seasons), 1955-67
- 164 by Lomas Brown (11 seasons), 1985-95
- 164 by Larry Hand (13 seasons), 1964-77
- 161 by Alex Karras (12 seasons), 1958-62, 64-70
- 161 by Kevin Glover (12 seasons), 1985-96
- 154 by Joe Schmidt (13 seasons), 1953-65
- 150 by Dexter Bussey (11 seasons), 1974-84
- 146 by William Gay (10 seasons), 1978-87
- 140 by Lem Barney (11 seasons), 1967-77
- 140 by Jim Gibbons (11 seasons), 1958-68
- 139 by Ed Flanagan (10 seasons), 1965-74
- 138 by Bob Kowalkowski (11 seasons), 1966-76
- 135 by Charlie Weaver (10 seasons), 1971-81
- 134 by John Gordy (10 seasons), 1957, 59-67
- 133 by Yale Lary (11 seasons), 1952-53, 56-64
- 131 by Doug English (10 seasons), 1975-79, 81-85
- 128 by Charlie Sanders (10 seasons), 1968-77
- 126 by Jim Martin (11 seasons), 1951-61
- 124 by Curtis Green (9 seasons), 1981-89
- 123 by Horace King (9 seasons), 1975-83
- 123 by Michael Cofer (10 seasons), 1983-92
- 121 by Rockne Freitas (10 seasons), 1968-77

RUSHING

Most Attempts - Career

- 2,384 by Barry Sanders, 1989-96
- 1,203 by Dexter Bussey, 1974-84
- 1,165 by Altie Taylor, 1969-76
- 1,131 by Billy Sims, 1980-84
- 960 by James Jones, 1983-88
- 938 by Nick Pietrosante, 1959-65
- 739 by Mel Farr, 1967-73
- 693 by Ace Gutowsky, 1934-38
- 651 by Dan Lewis, 1958-64

Most Attempts - Season

- 342 by Barry Sanders, 1991
- 331 by Barry Sanders, 1994
- 314 by Barry Sanders, 1995
- 313 by Billy Sims, 1980
- 312 by Barry Sanders, 1992
- 307 by Barry Sanders, 1996
- 296 by Billy Sims, 1981
- 280 by Barry Sanders, 1989
- 255 by Barry Sanders, 1990
- 252 by James Jones, 1986
- 246 by Steve Owens, 1971
- 243 by Barry Sanders, 1993
- 225 by Dexter Bussey, 1978
- 220 by Billy Sims, 1983

Most Attempts - Game

- 40 by Barry Sanders at Dallas, 9-19-94
- 36 by Billy Sims at Green Bay, 11-20-83
- 36 by James Jones vs. Miami, 10-27-85
- 36 by James Jones at Minnesota, 9-7-86
- 32 by Horace King vs. New England, 10-10-76
- 32 by Barry Sanders vs. Miami, 9-15-91
- 32 by Barry Sanders at New England, 9-12-93
- 30 by Rick Kane vs. Atlanta, 11-13-77
- 30 by Billy Sims vs. Baltimore, 11-16-80
- 30 by James Jones vs. San. Fran., 10-20-85
- 30 by Barry Sanders at Green Bay, 10-29-89
- 30 by Barry Sanders at Indianapolis, 9-22-91
- 30 by Barry Sanders vs. Cleveland, 12-13-92
- 30 by Eric Lynch vs. Green Bay, 1-2-94

Most Yards Gained - Career

- 11,725 by Barry Sanders, 1989-96
- 5,106 by Billy Sims, 1980-84
- 5,105 by Dexter Bussey, 1974-84
- 4,297 by Altie Taylor, 1969-76
- 3,933 by Nick Pietrosante, 1959-65
- 3,452 by James Jones, 1983-88
- 3,072 by Mel Farr, 1967-73
- 2,698 by Dan Lewis, 1958-64
- 2,451 by Steve Owens, 1970-76

Most Yards Gained - Season

- 1,883 by Barry Sanders, 1994
- 1,553 by Barry Sanders, 1996
- 1,548 by Barry Sanders, 1991
- 1,500 by Barry Sanders, 1995
- 1,470 by Barry Sanders, 1989
- 1,437 by Billy Sims, 1981
- 1,352 by Barry Sanders, 1992
- 1,304 by Barry Sanders, 1990
- 1,303 by Billy Sims, 1980
- 1,115 by Barry Sanders, 1993
- 1,040 by Billy Sims, 1983
- 1,035 by Steve Owens, 1971

Most Yards Gained - Game

- 237 by Barry Sanders vs. Tampa Bay, 11-13-94
- 220 by Barry Sanders at Minnesota, 11-24-91
- 198 by Bob Hoernschemeyer vs. NY Yanks, 11-23-50
- 197 by Mel Farr at Minnesota, 11-12-67
- 194 by Dutch Clark vs. Cincinnati, 10-28-34
- 194 by Barry Sanders at Dallas, 9-19-94
- 189 by Billy Sims at Green Bay, 11-20-83
- 188 by Barry Sanders vs. Green Bay, 12-4-94
- 187 by Barry Sanders vs. Tampa Bay, 11-7-93
- 185 by Billy Sims at Denver, 10-11-81
- 184 by Barry Sanders at Green Bay, 10-29-89
- 179 by Barry Sanders at Indianapolis, 9-22-91
- 176 by Barry Sanders vs. L.A. Raiders, 12-10-90
- 175 by Barry Sanders at San Francisco, 12-23-96
- 174 by James Jones at Minnesota, 9-7-86
- 169 by Barry Sanders vs. Green Bay, 1-8-94#
- 167 by Barry Sanders vs. Chicago, 10-23-94
- 167 by Barry Sanders vs. Green Bay, 10-29-95
- 166 by Barry Sanders at Tampa Bay, 10-2-94
- 163 by Barry Sanders at Minnesota, 9-1-96
- 160 by Altie Taylor vs. Green Bay, 10-28-73
- 159 by Billy Sims at Washington, 11-8-81
- 157 by Billy Sims vs. Minnesota, 9-28-80
- 157 by Barry Sanders vs. Cleveland, 10-8-95

Most Rushing TDs - Career

- 84 by Barry Sanders, 1989-96
- 42 by Billy Sims, 1980-84
- 28 by Nick Pietrosnate, 1959-65
- 26 by Mel Farr, 1967-73
- 24 by Altie Taylor, 1969-76
- 23 by James Jones, 1983-88
- 20 by Steve Owens, 1970-76
- 19 by Greg Landry, 1968-78
- 18 by Dexter Bussey, 1974-84

Most Rushing TDs - Season

- 16 by Barry Sanders, 1991
- 14 by Barry Sanders, 1989
- 13 by Billy Sims, 1980, 1981
- 13 by Barry Sanders, 1990
- 11 by Barry Sanders, 1996
- 11 by Barry Sanders, 1995
- 9 by Mel Farr, 1970
- 9 by Greg Landry, 1972
- 9 by Barry Sanders, 1992

Most Rushing TDs - Game

- 4 by Barry Sanders at Minnesota, 11-24-91
- 3 by Dutch Clark vs. Brooklyn, 10-22-34
- 3 by Ernie Caddel vs. Pittsburgh, 11-4-34
- 3 by Ernie Caddel vs. Philadelphia, 9-20-35
- 3 by Jim Ninowski at L.A. Rams, 10-30-60
- 3 by Greg Landry at Chicago, 10-1-72
- 3 by Billy Sims at L.A. Rams, 9-7-80
- 3 by James Jones vs. Green Bay, 10-9-83
- 3 by Barry Sanders at Atlanta, 12-24-89
- 3 by Barry Sanders vs. Tampa Bay, 9-29-91
- 3 by Barry Sanders vs. Cleveland, 10-8-95

Longest Rushing Plays

- 96 by Bob Hoernschemeyer (TD) vs. N.Y. Yanks, 11-23-50
- 85 by Bob Hoernschemeyer (TD) vs. Green Bay, 11-22-51
- 85 by Barry Sanders at Tampa Bay, 10-2-94
- 84 by Barry Sanders vs. Chicago, 10-23-94
- 81 by Billy Sims at San Diego, 9-30-84
- 80 by Wally Triplett (TD) at Green Bay, 10-30-49
- 78 by Elmer Hackney vs. Pittsburgh, 11-8-42
- 76 by Greg Landry at Green Bay, 9-20-70

PASSING**Most Pass Attempts - Career**

- 2,193 by Bobby Layne, 1950-58
- 1,747 by Greg Landry, 1968-78
- 1,684 by Gary Danielson, 1976-84
- 1,546 by Eric Hipple, 1980-89
- 1,315 by Milt Plum, 1962-67
- 1,314 by Bill Munson, 1968-76

Most Pass Attempts - Season

- 583 by Scott Mitchell, 1995
- 437 by Scott Mitchell, 1996
- 417 by Gary Danielson, 1980
- 416 by Chuck Long, 1987
- 410 by Gary Danielson, 1984
- 406 by Eric Hipple, 1985
- 387 by Eric Hipple, 1983
- 368 by Jeff Komlo, 1979
- 351 by Gary Danielson, 1978
- 336 by Bobby Layne, 1950

Most Pass Attempts - Game

- 50 by Eric Hipple at L.A. Rams, 10-19-86
- 50 by Scott Mitchell at Washington, 10-22-95
- 50 by Scott Mitchell at Atlanta, 11-5-95
- 50 by Scott Mitchell at Oakland, 10-13-96
- 49 by Harry Gilmer vs. New York, 12-11-55
- 48 by Eric Hipple at Cleveland, 9-28-86
- 48 by Chuck Long vs. L.A. Rams, 12-6-87
- 47 by Chuck Long vs. Green Bay, 10-25-87
- 47 by Scott Mitchell, at Minnesota, 9-10-95
- 46 by Karl Sweetan at L.A. Rams, 12-4-66
- 46 by Eric Hipple vs. Tampa Bay, 9-21-86
- 46 by Dave Krieg at Miami, 12-25-94
- 45 by Bobby Layne vs. Chicago Bears, 11-5-50
- 45 by Bobby Layne vs. L.A. Rams, 10-9-55
- 45 by Bobby Layne vs. San Francisco, 10-30-55
- 45 by Jim Ninowski at L.A. Rams, 10-30-60
- 45 by Greg Landry at Minnesota, 10-9-77
- 45 by Karl Sweetan vs. Green Bay, 10-30-86
- 45 by Scott Mitchell vs. Minnesota, 11-23-95

Most Completions - Career

- 1,074 by Bobby Layne, 1950-58
- 957 by Greg Landry, 1968-78
- 952 by Gary Danielson, 1976-84
- 830 by Eric Hipple, 1980-89
- 718 by Scott Mitchell, 1994-96
- 716 by Bill Munson, 1968-76
- 671 by Milt Plum, 1962-67

Most Completions - Season

- 346 by Scott Mitchell, 1995
- 253 by Scott Mitchell, 1996
- 252 by Gary Danielson, 1984
- 244 by Gary Danielson, 1980
- 232 by Chuck Long, 1987
- 223 by Eric Hipple, 1985
- 204 by Eric Hipple, 1983
- 199 by Gary Danielson, 1978
- 192 by Eric Hipple, 1986
- 183 by Jeff Komlo, 1979
- 181 by Bill Munson, 1968

Most Completions - Game

- 33 by Eric Hipple at Cleveland, 9-28-86
- 33 by Chuck Long vs. Green Bay, 10-25-87
- 31 by Eric Hipple vs. Tampa Bay, 9-21-86
- 31 by Eric Hipple at L.A. Rams, 10-19-86
- 31 by Scott Mitchell at Oakland, 10-13-96
- 30 by Scott Mitchell at Washington, 10-22-95
- 30 by Scott Mitchell vs. Minnesota, 11-23-95
- 29 by Gary Danielson vs. Tampa Bay, 12-14-80
- 28 by Scott Mitchell vs. San Francisco, 9-25-95
- 27 by Greg Landry at New Orleans, 11-14-76
- 27 by Scott Mitchell at Minnesota, 9-10-95
- 26 by Bobby Layne vs. L.A. Rams, 10-9-55
- 26 by Bill Munson vs. Baltimore, 11-10-68
- 26 by Gary Danielson vs. Minnesota, 12-9-78
- 26 by Chuck Long vs. L.A. Rams, 12-6-87
- 26 by Scott Mitchell vs. Chicago, 12-4-95
- 26 by Scott Mitchell at Tampa Bay, 12-23-95
- 25 by Greg Landry vs. Minnesota, 10-9-77
- 25 by Gary Danielson vs. Minnesota, 9-23-84
- 25 by Gary Danielson at Green Bay, 10-28-84
- 25 by Gary Danielson vs. Philadelphia, 11-4-84
- 25 by Gary Danielson vs. Green Bay, 11-22-84
- 25 by Rodney Peete vs. Green Bay, 9-8-91

Most Consecutive Completions

- 11 by Gary Danielson vs. Green Bay, 12-21-80
- 11 by Dave Krieg vs. Buffalo, 11-24-94

Most Passing Yards - Career

- 15,710 by Bobby Layne, 1950-58
- 12,457 by Greg Landry, 1968-78
- 11,885 by Gary Danielson, 1976-84
- 8,787 by Eric Hipple, 1980-89
- 8,711 by Scott Mitchell, 1994-96
- 8,536 by Milt Plum, 1962-67
- 8,451 by Bill Munson, 1968-76

Most Passing Yards - Season

- 4,338 by Scott Mitchell, 1995
- 3,223 by Gary Danielson, 1980
- 3,076 by Gary Danielson, 1984
- 2,952 by Eric Hipple, 1985
- 2,917 by Scott Mitchell, 1996
- 2,621 by Earl Morrall, 1963
- 2,598 by Chuck Long, 1987
- 2,577 by Eric Hipple, 1983
- 2,403 by Bobby Layne, 1951

- 2,378 by Milt Plum, 1962
- 2,358 by Eric Hipple, 1981

Most Passing Yards - Game

- 410 by Scott Mitchell, vs. Minnesota, 11-23-95
- 374 by Bobby Layne vs. Chicago Bears, 11-5-50
- 364 by Bobby Layne vs. Pittsburgh, 9-27-53
- 362 by Chuck Long vs. Green Bay, 10-25-87
- 360 by Gary Danielson vs. Tampa Bay, 12-14-80
- 352 by Gary Danielson vs. Minnesota, 12-9-78
- 352 by Scott Mitchell at Tampa Bay, 12-23-95
- 351 by Dave Krieg vs. Buffalo, 12-24-94
- 348 by Gary Danielson vs. Atlanta, 10-5-80
- 347 by Milt Plum vs. Los Angeles, 11-1-64
- 347 by Gary Danielson vs. Minnesota, 12-19-82
- 344 by Bob Gagliano at N.Y. Giants, 9-17-89

Most Touchdown Passes - Career

- 118 by Bobby Layne, 1950-58
- 80 by Greg Landry, 1968-78
- 69 by Gary Danielson, 1976-84
- 59 by Scott Mitchell, 1994-96
- 56 by Bill Munson, 1968-76
- 55 by Milt Plum, 1962-67
- 55 by Eric Hipple, 1980-89
- 53 by Earl Morrall, 1958-64

Most Touchdown Passes - Season

- 32 by Scott Mitchell, 1995
- 26 by Bobby Layne, 1951
- 24 by Earl Morrall, 1963
- 19 by Bobby Layne, 1952
- 18 by Milt Plum, 1964
- 18 by Greg Landry, 1972
- 18 by Gary Danielson, 1978

Most Touchdown Passes - Game

- 5 by Gary Danielson vs. Minnesota, 12-9-78
- 4 (16 times) most recent — Scott Mitchell vs. Chicago, 9-22-96

Most Passes Had Intercepted - Career

- 142 by Bobby Layne, 1950-58
- 87 by Milt Plum, 1962-67
- 81 by Greg Landry, 1968-78
- 71 by Gary Danielson, 1976-84
- 70 by Eric Hipple, 1980-89
- 49 by Rodney Peete, 1989-93
- 42 by Bill Munson, 1968-76
- 41 by Earl Morrall, 1958-64

Most Passes Had Intercepted - Season

- 23 by Bobby Layne, 1951
- 23 by Jeff Komlo, 1979
- 21 by Bobby Layne, 1953

Fewest Passes Had Intercepted - Season

- 3 by Dwight Sloan, 1939 (102 att.)
- 3 by Erik Kramer, 1993 (138 att.)
- 3 by Dave Krieg, 1994 (212 att.)
- 3 by Don Majkowski, 1996 (103 att.)

- 4 by Harry Gilmer, 1955 (122 att.)
- 5 by Fred Enke, 1949 (142 att.)
- 6 by Chuck Long, 1988 (141 att.)
- 6 by Erik Kramer, 1991 (265 att.)

Most Passes Had Intercepted - Game

- 7 by Frank Sinkwich vs. Green Bay, 10-24-43
- 6 by Bobby Layne at Cleveland, 12-26-54 #
- 5 by Jim Ninowski at Los Angeles, 10-30-60
- 5 by Gary Danielson at St. Louis, 12-3-78
- 5 by Eric Hipple at Minnesota, 9-25-83

Longest Passing Plays

- *99 by Karl Sweetan to Pat Studstill (TD) at Baltimore, 10-16-66
- 97 by Bobby Layne to Cloyce Box (TD) vs. Green Bay, 11-26-53
- 94 by Eric Hipple to Leonard Thompson (TD) vs. Chicago, 10-19-81
- 93 by Rodney Peete to Herman Moore (TD) at Minnesota, 10-31-93
- 92 by Milt Plum to Dan Lewis (TD) at Cleveland, 11-15-64
- 91 by Scott Mitchell to Brett Perriman (TD) at Tampa Bay, 12-23-95
- 88 by Dave Ryan to John Greene (TD) vs. Pittsburgh, 11-10-46
- 87 by Gary Danielson to Billy Sims (TD) at Green Bay, 9-14-80

RECEIVING

Most Receptions - Career

- 428 by Brett Perriman, 1991-96
- 424 by Herman Moore, 1991-96
- 336 by Charlie Sanders, 1968-77
- 325 by Gail Cogdill, 1960-68
- 287 by Jim Gibbons, 1958-68
- 285 by James Jones, 1983-88
- 277 by Leonard Thompson, 1975-86
- 245 by David Hill, 1976-82
- 227 by Terry Barr, 1957-65
- 223 by Fred Scott, 1978-83

Most Receptions - Season

- 123 by Herman Moore, 1995
- 108 by Brett Perriman, 1995
- 106 by Herman Moore, 1996
- 94 by Brett Perriman, 1996
- 77 by James Jones, 1984
- 72 by Herman Moore, 1994
- 70 by Richard Johnson, 1989
- 69 by Brett Perriman, 1992
- 67 by Pat Studstill, 1966
- 66 by Bob Mann, 1949
- 66 by Terry Barr, 1963
- 64 by Richard Johnson, 1990
- 62 by Fred Scott, 1979
- 61 by Herman Moore, 1993

Most Receptions - Game

- 14 by Herman Moore vs. Chicago, 12-4-95
- 12 by Cloyce Box at Baltimore, 12-3-50
- 12 by James Jones at Cleveland, 9-28-86
- 12 by Brett Perriman at Chicago, 11-19-95
- 12 by Brett Perriman vs. Minnesota, 11-23-95
- 12 by Herman Moore at Minnesota, 9-1-96
- 11 by Mel Farr vs. Minnesota, 10-7-73
- 11 by Billy Sims vs. San Francisco, 11-2-80
- 10 (14 times) most recent — Herman Moore at Tampa Bay, 12-23-95

Most Receiving Yards - Career

- 6,191 by Herman Moore, 1991-96
- 5,244 by Brett Perriman, 1991-96
- 5,220 by Gail Cogdill, 1960-68
- 4,817 by Charlie Sanders, 1968-77
- 4,682 by Leonard Thompson, 1975-86
- 3,810 by Terry Barr, 1957-65
- 3,651 by Fred Scott, 1978-83

Most Receiving Yards - Season

- 1,686 by Herman Moore, 1995
- 1,488 by Brett Perriman, 1995
- 1,296 by Herman Moore, 1996
- 1,266 by Pat Studstill, 1966
- 1,173 by Herman Moore, 1994
- 1,091 by Richard Johnson, 1989
- 1,086 by Terry Barr, 1963
- 1,030 by Terry Barr, 1964
- 1,022 by Fred Scott, 1981
- 1,021 by Brett Perriman, 1996
- 1,014 by Bob Mann, 1949
- 1,009 by Cloyce Box, 1950

Most Receiving Yards - Game

- 302 by Cloyce Box vs. Baltimore, 12-3-50
- 248 by Richard Johnson vs. New Orleans, 12-3-89
- 202 by Cloyce Box vs. Dallas, 12-13-52
- 183 by Herman Moore vs. Chicago, 12-4-95
- 182 by Bob Mann vs. Green Bay, 12-11-49
- 179 by Leonard Thompson vs. Cleveland, 9-11-83
- 176 by Herman Moore at Atlanta, 11-5-95

Most Receiving TDs - Career

- 44 by Herman Moore, 1991-96
- 35 by Terry Barr, 1957-65
- 35 by Leonard Thompson, 1975-86
- 32 by Cloyce Box, 1949-50, 1952-54
- 31 by Charlie Sanders, 1967-77
- 28 by Gail Cogdill, 1960-68
- 26 by Larry Walton, 1969-76

Most Receiving TDs - Season

- 15 by Cloyce Box, 1952
- 14 by Herman Moore, 1995
- 13 by Terry Barr, 1963
- 12 by Leon Hart, 1951
- 11 by Cloyce Box, 1950
- 11 by Herman Moore, 1994
- 10 by Gail Cogdill, 1963

Most Receiving TDs - Game

- 4 by Cloyce Box at Baltimore, 12-3-50 (from Layne (3), Enke)
 3 (ten times) most recent — Herman Moore vs. Green Bay vs. Green Bay, 10-29-95 (from Scott Mitchell)

INTERCEPTIONS**Most Passes Intercepted - Career**

- 62 by Dick LeBeau, 1959-72
 56 by Lem Barney, 1967-77
 50 by Yale Lary, 1952-53, 1956-64
 46 by Jack Christiansen, 1951-58
 36 by Jim David, 1952-59

Most Passes Intercepted - Season

- 12 by Don Doll, 1950
 12 by Jack Christiansen, 1953
 11 by Don Doll, 1949
 10 by Jack Christiansen, 1957
 10 by Lem Barney, 1967

Most Passes Intercepted - Game

- 4 by Don Doll at Chicago Cardinals, 10-23-49
 3 (15 times) most recent — Bobby Watkins at Green Bay, 12-12-82

Most Interception Return Yards - Career

- 1,051 by Lem Barney, 1967-77
 787 by Yale Lary, 1952-53, 1956-64
 762 by Dick LeBeau, 1959-72
 719 by Bob Smith, 1949-53
 717 by Jack Christiansen, 1951-58

Most Interception Return Yards - Season

- 301 by Don Doll, 1949
 238 by Jack Christiansen, 1953
 232 by Lem Barney, 1967
 218 by Bob Smith, 1949
 208 by Dick Jauron, 1973

Longest Interception Returns

- 102 by Bob Smith (TD) vs. Chicago, 11-24-49
 100 by Vern Huffman (TD) vs. Brooklyn, 10-17-37
 96 by Ray Crockett (TD) vs. Dallas, 10-27-91
 95 by Dick Jauron (TD) at Chicago, 11-18-73
 95 by Don Doll (TD) at Pittsburgh, 10-8-49
 92 by Jack Christiansen (TD) at LA, 11-1-53
 90 by Devon Mitchell (TD) vs. Green Bay, 12-4-88
 90 by Bob Smith (TD) at Pittsburgh, 11-9-52

SCORING**Most Points - Career**

- 1,113 by Eddie Murray, 1980-91
 636 by Errol Mann, 1969-76
 546 by Barry Sanders, 1989-96
 534 by Doak Walker, 1950-55
 520 by Jason Hanson, 1992-96

345 by Wayne Walker, 1958-72

316 by Jason Hanson, 1992-94

282 by Billy Sims, 1980-84

259 by Jim Martin, 1951-61

Most Points - Season

- 132 by Jason Hanson, 1995
 130 by Jason Hanson, 1993
 128 by Doak Walker, 1950
 121 by Eddie Murray, 1981
 116 by Eddie Murray, 1980
 113 by Eddie Murray, 1983
 109 by Eddie Murray, 1985
 106 by Doak Walker, 1954
 103 by Errol Mann, 1971
 102 by Barry Sanders, 1991

Most Points - Game

- 24 by Dutch Clark vs. Brooklyn, 10-22-34
 24 by Doak Walker at Green Bay, 11-19-50
 24 by Cloyce Box at Baltimore, 12-3-50
 24 by Barry Sanders at Minnesota, 11-24-91
 21 by Doak Walker vs. Chicago Bears, 9-26-54
 20 by Garo Yepremian at Minnesota, 11-13-66
 19 by Doak Walker vs. NY Yanks, 10-8-51
 19 by Pat Harder vs. Los Angeles, 12-21-52 #

Most Total TDs - Career

- 91 by Barry Sanders, 1989-96
 47 by Billy Sims, 1980-84
 44 by Herman Moore, 1991-96
 38 by Terry Barr, 1957-65
 38 by Leonard Thompson, 1975-86
 36 by Mel Farr, 1967-73
 34 by Doak Walker, 1950-55
 33 by James Jones, 1983-88
 32 by Cloyce Box, 1949-50, 1952-54
 31 by Leon Hart, 1950-57

Most Total TDs - Season

- 17 by Barry Sanders, 1991
 16 by Barry Sanders, 1990
 16 by Billy Sims, 1980
 15 by Cloyce Box, 1952
 15 by Billy Sims, 1981
 14 by Barry Sanders, 1989
 14 by Herman Moore, 1995
 13 by Terry Barr, 1963

Most Total TDs - Game

- 4 by Dutch Clark vs. Brooklyn (r-4), 10-22-34
 4 by Cloyce Box at Baltimore (p-4), 12-3-50
 4 by Barry Sanders at Minnesota (r-4), 11-24-91

Most Return TDs - Career

- 11 by Jack Christiansen, 1951-58
 10 by Lem Barney, 1967-77

Most Return TDs - Season

- 4 by Jack Christiansen (p-4), 1951
- 3 by Lem Barney (i-3), 1967
- 3 by Mel Gray (k-3), 1994

Most Return TDs - Game

- 2 by Jack Christiansen vs. Los Angeles (p-2), 10-14-51
- 2 by Jack Christiansen vs. Green Bay (p-2), 11-22-51
- 2 by Eddie Payton vs. Minnesota (p-1 k-1), 12-17-77

Most Extra Points - Career

- 384 by Eddie Murray, 1980-91
- 213 by Errol Mann, 1969-76
- 183 by Doak Walker, 1950-55
- 181 by Jason Hanson, 1992-96
- 172 by Wayne Walker, 1958-72

Most Extra Points - Game

- 8 by Jim Martin vs. Cleveland, 12-29-57
- 7 by Doak Walker vs. N.Y. Yanks, 11-23-50
- 7 by Doak Walker vs. Green Bay, 11-22-51

Most Extra Points - Season

- 48 by Jason Hanson, 1995
- 46 by Eddie Murray, 1981
- 43 by Doak Walker, 1951, 1954
- 41 by Errol Mann, 1970
- 40 by Eddie Murray, 1991
- 39 by Jason Hanson, 1994
- 38 by Doak Walker, 1950
- 38 by Errol Mann, 1972
- 38 by Eddie Murray, 1983

Most Field Goals - Career

- 244 by Eddie Murray, 1980-91
- 141 by Errol Mann, 1969-76
- 113 by Jason Hanson, 1992-96
- 56 by Jim Martin, 1951-61
- 53 by Wayne Walker, 1958-72
- 49 by Doak Walker, 1950-55

Most Field Goals - Season

- 34 by Jason Hanson, 1993
- 28 by Jason Hanson, 1995
- 27 by Eddie Murray, 1980
- 26 by Eddie Murray, 1985
- 25 by Errol Mann, 1969
- 25 by Eddie Murray, 1981, 1983
- 23 by Errol Mann, 1974
- 22 by Errol Mann, 1971
- 21 by Jason Hanson, 1992

Most Field Goals - Game

- 6 by Garo Yepremian at Minnesota, 11-13-66
- 5 by Eddie Murray at Green Bay, 9-14-80
- 4 (16 times) most recent — Jason Hanson vs. San Francisco, 9-25-95

Consecutive Field Goals

- 19 by Eddie Murray, from 11-13-88 (vs. Tampa Bay) to 11-12-89 (vs. G.B.)

Longest Field Goals

- 56 by Jason Hanson vs. Cleveland, 10-8-95
- 54 by Glenn Presnell at Green Bay, 10-7-34
- 54 by Eddie Murray at Cincinnati, 12-11-83
- 53 by Eddie Murray vs. Chicago, 10-19-81
- 53 by Eddie Murray vs. LA Rams, 12-6-87
- 53 by Jason Hanson vs. Green Bay, 1-2-94
- 52 by Jim Martin vs. Baltimore, 10-23-60
- 52 by Errol Mann at St. Louis, 12-2-73
- 52 by Eddie Murray vs. LA Rams, 9-7-80
- 52 by Eddie Murray vs. Chicago, 12-16-84
- 52 by Eddie Murray vs. Chicago, 12-15-86
- 52 by Jason Hanson at Washington, 9-20-92
- 51 (16 times) most recent — Jason Hanson at Philadelphia, 9-15-96

PUNTING**Most Punts - Career**

- 536 by Jim Arnold, 1986-93
- 503 by Yale Lary, 1952-53, 56-64
- 436 by Herman Weaver, 1970-76
- 268 by Tom Skladany, 1978-82
- 266 by Mike Black, 1983-86

Most Punts - Season

- 97 by Jim Arnold, 1988
- 93 by Wilbur Summers, 1977
- 88 by Larry Swider, 1979
- 86 by Tom Skladany, 1978
- 83 by Herman Weaver, 1976
- 82 by Jim Arnold, 1989
- 80 by Herman Weaver, 1975
- 78 by Pat Studstill, 1965
- 76 by Mike Black, 1984
- 75 by Jim Arnold, 1991

Most Punts - Game

- 12 by Wilbur Summers at San Fran., 10-23-77
- 10 by George Grimes at Chicago Bears, 10-17-48
- 10 by Jerry DePoyster at Los Angeles, 11-3-68
- 10 by Lem Barney vs. Minnesota, 11-27-69
- 10 by Mike Black vs. L.A. Raiders, 12-10-84
- 10 by Jim Arnold at Green Bay, 12-15-91
- 10 by Mark Royals vs. Tampa Bay, 9-8-96

Best Gross Punting Average - Career

- 44.29 by Yale Lary, 1952-53, 1956-64
- 42.96 by Mark Royals, 1995-96
- 42.71 by Jim Arnold, 1986-93
- 42.67 by Bob Smith, 1949-54
- 42.39 by Tom Skladany, 1978-82
- 42.38 by Pat Studstill, 1961-67

Best Gross Punting Average - Season

- 48.9 by Yale Lary, 1963

- 48.4 by Yale Lary, 1961
47.1 by Yale Lary, 1959

Best Net Punting Average - Season
39.6 by Jim Arnold, 1987

Longest Punts

- 85 by Bill Shepherd vs. NY Giants, 11-15-36
81 by Bill DeCorrevont at Washington, 10-6-46
78 by Pat Studstill vs. Green Bay, 10-8-67
75 by Bob Smith vs. N.Y. Yanks, 10-8-51
74 by Tom Skladany vs. Oakland, 9-27-81
74 by Yale Lary at San Francisco, 9-13-64
72 by Larry Swider vs. Minnesota, 9-30-79
71 by Jim Arnold at San Francisco, 12-28-92
69 by Herman Weaver at Chicago, 9-12-76
69 by Jim Arnold at Green Bay, 11-20-88
69 by Mark Royals at Minnesota, 9-10-95
68 by Jim Arnold at LA Rams, 10-24-93

PUNT RETURNS

Most Punt Returns - Career

- 143 by Lem Barney, 1967-77
143 by Pete Mandley, 1984-1988
132 by Mel Gray, 1989-94
126 by Yale Lary, 1952-53, 1956-64
118 by Robbie Martin, 1981-84

Most Punt Returns - Season

- 52 by Robbie Martin, 1981
43 by Pete Mandley, 1986
38 by Pete Mandley, 1985
37 by Pete Mandley, 1988
36 by Walter Stanley, 1989
34 by Mel Gray, 1990
34 by Glyn Milburn, 1996
32 by Tom Watkins, 1963

Most Punt Returns - Game

- 8 by Eddie Payton vs. Tampa Bay, 11-20-77
8 by Ray Williams vs. Tampa Bay, 12-14-80
7 by Robbie Martin at Minnesota, 10-21-84
7 by Walter Stanley vs. New Orleans, 12-3-89

Most Punt Return Yards - Career

- 1,428 by Mel Gray, 1989-94
1,360 by Pete Mandley, 1984-88
1,312 by Lem Barney, 1967-77
1,118 by Robbie Martin, 1981-84
1,084 by Jack Christiansen, 1951-58

Most Punt Return Yards - Season

- 496 by Walter Stanley, 1989
457 by Pat Studstill, 1962
450 by Robbie Martin, 1981
403 by Pete Mandley, 1985
399 by Tom Watkins, 1963
385 by Mel Gray, 1991
362 by Mel Gray, 1990
343 by Jack Christiansen, 1951

Most Punt Return Yards - Game

- 184 by Tom Watkins vs. San Francisco, 10-6-63
175 by Jack Christiansen vs. Green Bay, 11-22-51
140 by Robbie Martin vs. Pittsburgh, 11-24-83
126 by Jack Christiansen vs. LA Rams, 10-14-51
119 by Jack Christiansen vs. LA Rams, 10-14-51
113 by Pat Studstill at LA Rams, 11-4-62
109 by Pete Mandley vs. Atlanta, 12-21-86
105 by Eddie Payton vs. Minnesota, 12-17-77
104 by Walter Stanley at Green Bay, 11-12-89

Longest Punt Returns

- 90 by Tommy Watkins (TD) vs. San Francisco, 10-6-63
89 by Jack Christiansen (TD) vs. Green Bay, 11-22-51
87 by Eddie Payton (TD) vs. Minnesota, 12-17-77
84 by Bill Dudley (TD) at Chicago Bears, 10-19-47

KICKOFF RETURNS

Most Kickoff Returns - Career

- 216 by Mel Gray, 1989-94
122 by Alvin Hall, 1981-85
91 by Tom Watkins, 1962-67
75 by Pat Studstill, 1961-67

Most Kickoff Returns - Season

- 64 by Glyn Milburn, 1996
48 by Herman Hunter, 1986
45 by Mel Gray, 1994
42 by Mel Gray, 1992
41 by Mel Gray, 1990
39 by Alvin Hall, 1985
38 by Jimmie Jones, 1974
36 by Mel Gray, 1991
32 by Gary Lee, 1987
29 by Pat Studstill, 1964
28 by Mel Gray, 1993

Most Kickoff Returns - Game

- 8 by Mel Gray vs. Dallas, 11-8-92
7 by Joe Watt at Chicago Cardinals, 11-7-48
7 by John Arnold at Atlanta, 10-5-80
7 by Gary Lee vs. Green Bay, 10-25-87
6 by Lem Barney vs. Philadelphia, 12-5-71
6 by Herman Hunter vs. Green Bay, 11-27-88
6 by Mel Gray vs. Chicago, 9-24-89
6 by Walter Stanley at Houston, 11-5-89
6 by Johnnie Morton vs. Arizona, 9-17-95
6 by Glyn Milburn vs. Green Bay, 12-15-96

Most Kickoff Return Yards - Career

- 5,478 by Mel Gray, 1989-94
2,714 by Alvin Hall, 1981-85
2,262 by Tom Watkins, 1962-67
1,924 by Pat Studstill, 1961-67
1,595 by Tom Vaughn, 1965-71

Most Kickoff Return Yards - Season

- 1,627 by Glyn Milburn, 1996
1,276 by Mel Gray, 1994

- 1,007 by Herman Hunter, 1986
- 1,006 by Mel Gray, 1992
- 939 by Mel Gray, 1990
- 929 by Mel Gray, 1991
- 927 by Jimmie Jones, 1974
- 886 by Alvin Hall, 1985
- 719 by Gary Lee, 1987
- 708 by Pat Studstill, 1964
- 688 by Mel Gray, 1993
- 670 by Lem Barney, 1968

Most Kickoff Return Yards - Game

- 294 by Wally Triplett at Los Angeles, 10-29-50
- 184 by Eddie Payton vs. Minnesota, 12-17-77
- 178 by Mel Gray vs. Dallas, 11-8-92
- 177 by Tom Watkins at Green Bay, 11-7-65
- 174 by Mel Gray vs. Chicago, 10-23-94
- 170 by Lem Barney vs. Philadelphia, 12-5-71
- 165 by Mel Gray vs. Chicago, 9-24-89
- 160 by John Arnold vs. Green Bay, 12-15-79
- 155 by Bobby Williams at Minnesota, 11-15-70
- 148 by Glyn Milburn at San Diego, 11-11-96
- 147 by Alvin Hall vs. Chicago, 12-22-85
- 145 by Glyn Milburn vs. Seattle, 11-18-96
- 143 by Glyn Milburn vs. N.Y. Giants, 10-27-96
- 142 by Vernon Turner at Minnesota, 10-31-93
- 141 by Gary Lee vs. Green Bay, 10-25-87
- 140 by Glyn Milburn vs. Green Bay, 12-15-96
- 138 by Earl Girard at Los Angeles, 11-1-53
- 136 by Johnnie Morton vs. Arizona, 9-7-95

Longest Kickoff Returns

- 104 by Terry Barr (92) and Gene Gedman (12) (TD) at Los Angeles, 10-26-58
- 102 by Ron Jessie (TD) vs. Chicago, 10-24-71
- 102 by Mel Gray (TD) vs. Chicago, 10-23-94
- 101 by Bill Jefferson (TD) vs. Chi. Bears, 11-23-41
- 100 by Pat Studstill (TD) vs. Chicago, 9-26-61
- 98 by Ned Mathews (TD) vs. Philadelphia/Pittsburgh, 11-21-43
- 98 by Lem Barney (TD) at Los Angeles, 11-3-68
- 98 by Eddie Payton (TD) vs. Minnesota, 12-17-77
- 98 by Mel Gray (TD) vs. Minnesota, 12-17-94

QUARTERBACK SACKS

(Since 1973)

Most Quarterback Sacks - Career

- 75.5 by Al Baker, 1978-82
- 63.0 by Michael Cofer, 1983-92
- 61.0 by William Gay, 1978-87
- 59.0 by Doug English, 1975-79; 81-85
- 39.0 by Ken Sanders, 1972-79
- 37.0 by Dave Pureifory, 1978-82
- 33.5 by Curtis Green, 1981-89
- 29.5 by Tracy Scroggins, 1992-96
- 28.5 by Keith Ferguson, 1985-91
- 27.5 by Robert Porcher, 1992-96
- 26.5 by Charlie Weaver, 1971-81
- 25.5 by Jimmy Williams, 1982-90

Most Quarterback Sacks - Season

- 23.0 by Al Baker, 1978
- 18.0 by Al Baker, 1980
- 16.0 by Al Baker, 1979
- 13.5 by William Gay, 1983
- 13.0 by Doug English, 1983
- 12.0 by Michael Cofer, 1988
- 11.0 by Larry Hand, 1973
- 12.0 by Dave Pureifory, 1981
- 10.5 by John Woodcock, 1978
- 10.5 by Henry Thomas, 1995

Most Quarterback Sacks - Game

- 5.5 by William Gay at Tampa Bay, 9-4-83
- 5.0 by Al Baker vs. Tampa Bay, 11-12-78
- 4.0 by Al Baker vs. San Diego, 10-22-78
- 4.0 by Doug English vs. Denver, 11-23-78
- 4.0 by Al Baker vs. Chicago, 11-22-79
- 4.0 by Doug English vs. Minnesota, 12-12-82
- 4.0 by Keith Ferguson at Philadelphia, 11-16-86
- 3.5 by Al Baker vs. Chicago, 11-27-80
- 3.5 by Michael Cofer at Chicago, 11-22-87

TACKLES

(Since 1973 — Unofficial, Based on Press Box Statistics)

Most Tackles - Career

- 1,138 by Chris Spielman, 1988-95
- 815 by Bennie Blades, 1988-96
- 706 by Ken Fantetti, 1979-85
- 696 by Doug English, 1975-79, 81-85
- 691 by Charlie Weaver, 1971-81
- 653 by Jimmy Williams, 1982-90
- 532 by Paul Naumoff, 1967-78
- 511 by Michael Cofer, 1983-92
- 489 by Ed O'Neil, 1974-79
- 479 by Dennis Gibson, 1987-93

Most Tackles - Season

- 195 by Chris Spielman, 1994
- 153 by Chris Spielman, 1988
- 148 by Chris Spielman, 1993
- 147 by Alvin Hall, 1984
- 146 by Chris Spielman, 1992
- 143 by Paul Naumoff, 1975
- 141 by Ed O'Neil, 1978
- 137 by Chris Spielman, 1995

Most Tackles - Game

- 21 by Paul Naumoff vs. Cleveland, 11-9-75
- 18 by Ed O'Neil vs. Minnesota, 12-17-77
- 18 by Chris Spielman at Buffalo, 12-22-91
- 18 by Bennie Blades vs. Seattle, 11-18-96
- 17 by James Harrell at Minnesota, 11-18-79
- 17 by Chris Spielman at Dallas, 9-19-94
- 17 by Chris Spielman vs. Minnesota, 12-17-94
- 16 (eight times) most recent — Chris Spielman at Green Bay, 10-15-95

Lions' Team Records

(1934-1996)

SEASON

RUSHING

Most Attempts

596 (1981, 16 games)
572 (1980, 16 games)
532 (1971, 14 games)
532 (1975, 14 games)
524 (1978, 16 games)
516 (1976, 14 games)
514 (1970, 14 games)
513 (1983, 16 games)
507 (1956, 12 games)
496 (1973, 14 games)

Most Yards Gained

2,885 (1936, 12 games)
2,795 (1981, 16 games)
2,763 (1934, 13 games)
2,599 (1980, 16 games)
2,376 (1971, 14 games)
2,213 (1976, 14 games)
2,181 (1983, 16 games)
2,163 (1978, 16 games)
2,147 (1975, 14 games)
2,133 (1973, 14 games)

PASSING

Most Attempts

605 (1995, 16 games)
541 (1996, 16 games)
531 (1984, 16 games)
509 (1987, 15 games)
503 (1983, 16 games)
500 (1986, 16 games)
477 (1988, 16 games)
462 (1985, 16 games)
460 (1990, 16 games)
459 (1991, 16 games)
459 (1994, 16 games)

Most Completions

362 (1995, 16 games)
309 (1996, 16 games)
298 (1984, 16 games)
286 (1986, 16 games)
275 (1987, 15 games)
264 (1993, 16 games)
263 (1983, 16 games)
254 (1985, 16 games)
252 (1991, 16 games)
250 (1994, 16 games)
248 (1980, 16 games)

Most Yards Gained

4,510 (1995, 16 games)
3,787 (1984, 16 games)
3,463 (1996, 16 games)
3,328 (1990, 16 games)
3,316 (1985, 16 games)
3,282 (1989, 16 games)
3,150 (1987, 15 games)
3,150 (1992, 16 games)
3,138 (1981, 16 games)
3,107 (1986, 16 games)
2,974 (1991, 16 games)
2,955 (1983, 16 games)

SCORING

Most Points

436 (1995, 16 games)
397 (1981, 16 games)
373 (1990, 16 games)
357 (1994, 16 games)
347 (1970, 14 games)
347 (1983, 16 games)
344 (1952, 12 games)
339 (1972, 14 games)
339 (1991, 16 games)

Most Touchdowns

50 (1995, 16 games)
46 (1981, 16 games)
46 (1990, 16 games)
44 (1951, 12 games)
43 (1950, 12 games)
43 (1952, 12 games)
43 (1954, 12 games)
43 (1994, 16 games)

Least Points Allowed

176 (1982, 9 games)
177 (1962, 14 games)
188 (1956, 12 games)
188 (1969, 14 games)
189 (1954, 12 games)
192 (1952, 12 games)

TOTAL OFFENSE

Most Yards Gained

6,115 (1995, 16 games)
5,933 (1981, 16 games)
5,540 (1980, 16 games)
5,318 (1984, 16 games)
5,136 (1983, 16 games)
5,013 (1996, 16 games)
5,000 (1994, 16 games)

4,992 (1989, 16 games)

4,984 (1990, 16 games)

4,781 (1991, 16 games)

4,658 (1993, 16 games)

Most Offensive Plays

1,076 (1981, 16 games)
1,061 (1983, 16 games)
1,040 (1980, 16 games)
1,037 (1984, 16 games)
1,024 (1995, 16 games)
1,011 (1986, 16 games)
1,001 (1978, 16 games)
976 (1996, 16 games)
967 (1985, 16 games)
944 (1979, 16 games)
939 (1976, 16 games)

FIRST DOWNS

Most First Downs - Total

349 (1995, 16 games)
340 (1981, 16 games)
317 (1996, 16 games)
315 (1983, 16 games)
308 (1980, 16 games)
306 (1984, 16 games)
287 (1986, 16 games)
281 (1990, 16 games)
280 (1991, 16 games)

Most First Downs - Rushing

167 (1981, 16 games)
143 (1980, 16 games)
136 (1983, 16 games)
131 (1971, 14 games)
123 (1976, 14 games)

Most First Downs - Passing

230 (1995, 16 games)
180 (1996, 16 games)
170 (1984, 16 games)
164 (1994, 16 games)
156 (1983, 16 games)
156 (1986, 16 games)
156 (1987, 15 games)
152 (1990, 16 games)

Most First Downs - Penalty

34 (1971, 14 games)
33 (1987, 15 games)
32 (1996, 16 games)
31 (1986, 16 games)
28 (1995, 16 games)

- 23 (1970, 14 games)
- 23 (1972, 14 games)
- 23 (1978, 16 games)
- 23 (1981, 16 games)
- 23 (1983, 16 games)

TOTAL DEFENSE

Least Yards Allowed*

- 2,722 (1982, 9 games)
- 3,084 (1969, 14 games)
- 3,217 (1962, 14 games)
- 3,245 (1952, 12 games)
- 3,365 (1957, 12 games)
- 3,397 (1960, 12 games)

Least Offensive Plays*

- 749 (1956, 12 games)
- 753 (1965, 14 games)
- 756 (1970, 14 games)
- 756 (1971, 14 games)
- 768 (1957, 12 games)
- 768 (1969, 14 games)
- 781 (1959, 12 games)

Least First Downs*

- 162 (1982, 9 games)
- 180 (1962, 14 games)
- 181 (1956, 12 games)
- 182 (1969, 14 games)
- 186 (1970, 14 games)
- 194 (1953, 12 games)
- 194 (1963, 14 games)

* since 1948

INTERCEPTIONS

Most Passes Intercepted

- 38 (1953, 12 games)
- 33 (1952, 12 games)
- 32 (1949, 12 games)
- 31 (1950, 12 games)
- 30 (1954, 12 games)

Most Yards Gained

- 663 (1953, 12 games)
- 656 (1949, 12 games)
- 522 (1973, 14 games)
- 477 (1952, 12 games)
- 470 (1963, 14 games)

QUARTERBACK SACKS

Most Sacks By Lions' Defense

- 55 (1978, 16 games - 482 yds)
- 50 (1964, 14 games - 482 yds)
- 49 (1965, 14 games - 411 yds)
- 47 (1981, 16 games - 373 yds)
- 47 (1988, 16 games - 393 yds)

Sacks Allowed by Lions' Offense

- 67 (1976, 14 games - 490 yds)
- 61 (1984, 16 games - 486 yds)
- 59 (1992, 16 games - 354 yds)
- 57 (1989, 16 games - 343 yds)
- 54 (1977, 14 games - 441 yds)
- 53 (1985, 16 games - 378 yds)
- 52 (1988, 16 games - 410 yds)

PENALTIES

Most Times Penalized

- 138 (1984, 16 games)
- 134 (1995, 16 games)
- 125 (1978, 16 games)
- 125 (1992, 16 games)
- 121 (1989, 16 games)
- 118 (1983, 16 games)
- 112 (1981, 16 games)
- 110 (1979, 16 games)
- 109 (1994, 16 games)
- 108 (1996, 16 games)
- 104 (1980, 16 games)
- 104 (1985, 16 games)

Most Yards Penalized

- 1,165 (1984, 16 games)
- 1,032 (1995, 16 games)
- 1,003 (1978, 16 games)
- 997 (1981, 16 games)
- 988 (1983, 16 games)
- 977 (1989, 16 games)
- 931 (1966, 14 games)
- 903 (1992, 16 games)
- 897 (1979, 16 games)
- 863 (1996, 16 games)
- 844 (1980, 16 games)
- 838 (1975, 14 games)

SINGLE GAME

RUSHING

Most Attempts

- 59 at Pittsburgh, 11-9-52
- 57 vs. Atlanta, 10-3-71
- 56 at Green Bay, 10-6-57
- 56 vs. Green Bay, 10-28-73
- 54 at Green Bay, 11-20-83
- 54 at Green Bay, 10-12-86
- 53 vs. Pittsburgh, 9-24-50



Quarterback Scott Mitchell set Lions' single-season passing records for attempts, completions, yards and touchdowns in 1995.

Most Yards Rushing

426 vs. Pittsburgh, 11-4-34
 377 vs. N.Y. Yanks, 11-23-50
 330 at L.A. Rams, 9-7-80
 321 at Pittsburgh, 11-9-52
 306 vs. New Orleans, 9-25-77
 277 at Minnesota, 11-12-67
 273 vs. San Diego, 10-22-78
 267 at Minnesota, 11-24-91
 266 at Green Bay, 9-20-70

PASSING**Most Attempts**

57 vs. Chicago, 10-9-88
 54 at San Francisco, 10-24-54
 50 vs. Denver, 10-7-84
 50 at L.A. Rams, 10-19-86
 50 at Washington, 10-22-95
 50 at Atlanta, 11-5-95
 50 at Oakland, 10-13-96
 49 vs. New York, 12-11-55
 48 at Cleveland, 9-28-86
 48 vs. L.A. Rams, 12-6-87
 48 at Minnesota, 9-10-95
 47 vs. Los Angeles, 10-9-55
 47 at Minnesota, 10-9-77
 47 vs. Chicago, 12-22-85
 47 vs. Green Bay, 10-25-87
 47 at Minnesota, 9-10-95
 47 vs. N.Y. Giants, 10-27-96

Most Completions

33 at Cleveland, 9-28-86
 33 vs. Green Bay, 10-25-87
 31 at San Francisco, 10-24-54
 31 vs. Tampa Bay, 9-21-86
 31 at L.A. Rams, 10-19-86
 31 at Oakland, 10-13-96
 30 at Washington, 10-22-95
 30 vs. Minnesota, 11-23-95
 29 vs. Tampa Bay, 12-14-80
 28 vs. San Francisco, 9-25-95
 27 vs. Los Angeles, 10-9-55
 27 at New Orleans, 11-14-76
 27 at Seattle, 12-2-84
 27 at Green Bay, 10-6-85
 27 at Minnesota, 9-10-95
 26 at Minnesota, 10-9-77
 26 vs. Minnesota, 12-9-78
 26 vs. L.A. Rams, 12-6-87
 26 vs. Chicago, 12-4-95
 26 at Tampa Bay, 12-23-95

Most Net Yards Passing

395 vs. Minnesota, 11-23-95
 375 vs. Pittsburgh, 9-17-53
 374 vs. Chicago, 11-5-50

370 vs. San Fran., 11-17-57
 353 vs. Green Bay, 11-22-84
 352 vs. Minnesota, 12-9-78
 349 at San Francisco, 10-24-54
 348 at Tampa Bay, 12-23-95
 345 at Baltimore, 12-3-50
 341 vs. Buffalo, 11-24-94
 336 vs. Green Bay, 10-25-87
 335 vs. Baltimore, 10-16-54
 333 at Oakland, 10-13-96
 332 vs. Tampa Bay, 12-14-80

SCORING**Most Points Scored**

59 vs. Clev. (14), 12-29-57
 52 vs. G. Bay (35), 11-22-51
 52 at G. Bay (17), 10-26-52
 49 vs. NY Yanks (14), 11-23-50
 48 vs. G. Bay (24), 11-27-52
 48 vs. Chicago (23), 9-26-54
 48 vs. San Fran. (7), 11-14-54
 48 vs. Chicago (17), 10-19-81

Most Touchdowns

7 vs. NY Yanks, 11-23-50
 7 vs. Green Bay, 11-22-51
 7 at Green Bay, 10-26-52
 6 vs. Minnesota, 12-9-78
 6 vs. Pittsburgh, 11-24-83

TOTAL OFFENSE**Most Yards Gained**

582 vs. N.Y. Yanks, 11-23-50
 (377 rushing, 205 passing)
 539 vs. Green Bay, 11-22-84
 (186 rushing, 353 passing)
 538 at Baltimore, 12-4-50
 (193 rushing, 345 passing)
 534 vs. Minnesota, 11-23-95
 (139 rushing, 395 passing)
 517 at Dallas, 12-13-52
 (226 rushing, 291 passing)
 515 vs. San Fran., 11-17-57
 (145 rushing, 370 passing)
 509 at San Francisco, 11-3-63
 (201 rushing, 308 passing)
 507 vs. Minnesota, 12-9-78
 (155 rushing, 352 passing)
 499 at Washington, 11-8-81
 (222 rushing, 277 passing)
 494 at L.A. Rams, 9-7-80
 (330 rushing, 164 passing)

Most Offensive Plays

92 at G. Bay, 11-23-50 (OT)
 (54 rushing, 38 passing)
 91 at Chicago Bears, 11-22-53

(47 rushing, 44 passing)
 86 vs. Phil., 11-4-84 (OT)
 (38 rushing, 48 passing)
 83 vs. Boston, 10-9-48
 (38 rushing, 45 passing)
 83 vs. Cleveland, 11-2-52
 82 vs. Los Angeles, 10-12-58
 (50 rushing, 32 passing)
 82 at G. Bay, 10-11-87 (OT)
 (42 rushing, 40 passing)

FIRST DOWNS**Most First Downs - Total**

33 vs. Green Bay, 11-22-84
 (18 rush, 15 pass, 0 pen)
 30 vs. Washington, 9-30-51
 (17 rush, 11 pass, 2 pen)
 29 vs. Cleveland, 9-24-67
 (15 rush, 14 pass, 0 pen)
 29 vs. San Diego, 10-22-78
 (15 rush, 13 pass, 1 pen)
 29 vs. Minnesota, 12-12-81
 (11 rush, 16 pass, 2 pen)

Most First Downs - Rushing

18 vs. Washington, 9-30-51
 18 at L.A. Rams, 9-7-80
 18 vs. Green Bay, 11-22-84

Most First Downs - Passing

20 vs. Minnesota, 11-23-95
 19 vs. Chicago, 12-4-95
 19 vs. San Francisco, 9-25-95
 19 at L.A. Rams, 10-19-86
 19 vs. Green Bay, 10-25-87
 18 at Tampa Bay, 12-23-95
 18 at Chicago Bears, 11-5-50
 18 at San Francisco, 10-24-54

Most First Downs - Penalty

6 at San Francisco, 10-23-77
 6 vs. Dallas, 11-8-87
 5 5 times - most recent:
 vs. Tampa Bay, 11-12-95

Most First Downs - Both Teams

53 at Washington, 10-22-95
 (27 Detroit, 26 Wash.)
 51 at San Diego, 9-30-84
 (21 Detroit, 30 S.D.)
 51 vs. Wash. (OT), 11-4-90
 (12 Detroit, 39 Wash.)
 50 at Atlanta (OT), 9-9-84
 (28 Detroit, 22 Atlanta)
 50 at Green Bay, 10-28-84
 (20 Detroit, 30 G.B.)

TOTAL DEFENSE

Fewest Total Yards Allowed

- 14 at Chi. Cardinals, 9-15-40
- 24 at Chicago, 11-22-81
(44 rushing, -20 passing)
- 60 vs. Minnesota, 11-24-88
(18 rushing, 42 passing)
- 61 vs. San Francisco, 10-6-63
(71 rushing, -10 passing)
- 63 at Green Bay, 10-28-73
(60 rushing, 3 passing)
- 68 at Green Bay, 11-7-65
(70 rushing, -2 passing)
- 69 at Baltimore, 11-6-54
(39 rushing, 30 passing)
- 75 vs. Chicago, 10-28-62
(60 rushing, 15 passing)
- 79 vs. Chicago, 12-9-73
(46 rushing, 33 passing)

Fewest Rushing Yards Allowed

- 3 at Pittsburgh, 11-9-52
- 4 at Indianapolis, 9-22-91
- 21 vs. Atlanta, 9-5-93
- 22 at Los Angeles, 11-4-62
- 25 vs. Pittsburgh, 12-9-56
- 29 at Chicago, 10-18-64

Fewest Passing Yards Allowed

- 31 at Tampa Bay, 9-9-78
- 20 at Chicago, 11-22-81
- 10 vs. San Francisco, 10-6-63
- 2 at Green Bay, 11-7-65
- 0 at Green Bay, 11-1-71
- 1 at San Francisco, 11-2-69
- 3 vs. Green Bay, 10-28-73
- 4 at Cleveland, 12-19-54

Most Total Yards Allowed

- 676 vs. Wash., 11-4-90 (OT)
(194 rushing, 482 passing)
- 566 vs. Kansas City, 10-14-90
(310 rushing, 256 passing)
- 565 vs. San Fran., 12-19-93
(172 rushing, 393 passing)
- 554 vs. Dallas, 9-15-85
(102 rushing, 452 passing)
- 553 at Minnesota, 11-6-88
(198 rushing, 355 passing)
- 546 at Cincinnati, 11-19-89
(99 rushing, 447 passing)
- 542 at Dallas, 9-15-88
(161 rushing, 381 passing)
- 542 vs. Chicago, 9-24-89
(219 rushing, 323 passing)
- 535 vs. Baltimore, 10-19-58
(316 rushing, 219 passing)
- 512 at Oakland, 11-10-74
(284 rushing, 228 passing)

- 505 at San Francisco, 10-20-91
(233 rushing, 272 passing)
- 494 at L.A. Rams, 10-29-50
(65 rushing, 429 passing)
- 485 vs. Philadelphia, 12-17-61
(91 rushing, 394 passing)
- 482 at Green Bay, 10-1-78
(221 rushing, 261 passing)

SACKS BY LIONS DEFENSE

Most Quarterback Sacks

- 11 vs G. Bay (83 yd), 11-22-62
- 11 at G. Bay (109 yd), 11-7-65
- 11 at Phil. (69 yd) 11-16-86
- 10 at Atlanta (66 yd), 12-8-68
- 9 at G. Bay (69 yd), 12-12-82

Most Sack Yardage

- 109 at Green Bay, 11-7-65

TURNOVERS

Most Total Fumbles

- 10 vs. Minnesota, 12-17-67
- 8 vs. Chi. Cardinals, 9-15-40
- 8 at Green Bay, 12-6-92
- 7 at Minnesota, 11-9-80
- 7 at Cincinnati, 12-11-83

Most Fumbles Lost

- 6 at Minnesota, 11-24-63
- 5 three times, most recent:
vs. Minnesota, 12-17-67

Most Interceptions Thrown

- 9 vs. Green Bay, 10-24-43
- 7 vs. Chi. Bears, 11-22-42
- 7 at Cleveland, 11-26-44
- 7 vs. Denver, 10-7-84
- 6 vs. Chicago Bears, 9-26-54

TURNOVERS

Most Total Turnovers

- 12 vs. Chi. Bears, 11-22-42
- 10 vs. Green Bay, 10-24-43
(9 int., 1 fum.)
- 10 vs. Denver, 10-7-84
(7 int., 3 fum.)

TAKEAWAYS

Most Total Takeaways

- 10 vs. Minnesota, 12-9-62
(5 int., 5 fum.)
- 8 vs. Washington, 10-3-65
(6 int., 2 fum.)
- 8 at Seattle, 10-24-76
(6 int., 2 fum.)
- 7 vs. San Francisco, 10-8-78
(3 int., 4 fum.)

Most Fumbles Recovered

- 6 vs. Cleveland, 9-29-40
- 6 vs. Green Bay, 11-27-52

Most Passes Intercepted

- 8 vs. Chicago, 9-22-68
- 7 at Green Bay, 9-17-50
- 7 at Los Angeles, 10-26-58
- 6 six times, most recent:
vs. San Francisco, 11-4-73

Most Interception Yards Gained

- 192 at Chicago, 11-18-73 (5 int)
- 142 vs San Fran, 11-4-73 (6 int)
- 140 at Clev., 10-18-70 (5 int)
- 130 at LA Ram, 10-26-58 (7 int)
- 128 at Chi Card, 10-23-49 (5 int)



In 1996, Robert Porcher led the Lions with a career-high 10 sacks.

Opponents' Individual Records

RUSHING

Most Attempts

- 33 by Steve Van Buren (Philadelphia), 10-3-49
- 33 by Chuck Foreman (Minnesota), 12-17-77
- 33 by Lamar Smith (Seattle), 11-17-96
- 32 by William Andrews (Atlanta), 9-18-83
- 32 by Lewis Tillman (Chicago), 11-20-94
- 31 by Gerald Piggs (Atlanta), 9-8-85
- 30 by Eric Dickerson (L.A. Rams), 10-2-83
- 30 by James Wilder (Tampa Bay), 10-14-84
- 30 by Rodney Hampton (N.Y. Giants), 10-30-94

Most Rushing Yards

- 273 by O.J. Simpson (Buffalo), 11-25-76
- 200 by Barry Word (Kansas City), 10-14-90
- 199 by Eric Dickerson (L.A. Rams), 10-2-83
- 190 by Rick Casares (Chicago), 12-16-56
- 174 by Joe Perry (San Francisco), 10-2-58

Most Rushing TDs

- 3 by John Roland (St. Louis), 10-1-67
- 3 by Clinton Jones (Minnesota), 11-15-70
- 3 by Ed Podolak (Kansas City), 11-25-71
- 3 by Kevin Long (N.Y. Jets), 9-16-79
- 3 by Eric Dickerson (L.A. Rams), 10-2-83
- 3 by Vince Evans (Washington), 10-23-83
- 3 by George Wonsley (Washington), 11-11-84
- 3 by Reggie Cobb (Tampa Bay), 11-10-91
- 3 by John Riggins (Washington), 10-13-85
- 3 by Bernie Parmalee (Miami), 12-25-94
- 3 by Jamal Anderson (Atlanta), 10-6-96

Longest Run

- 821 by Elmer Angman (St. Louis), 10-23-49
- 821 by Tom Wilson (L.A. Rams), 10-12-58

PASSING

Most Pass Attempts

- 66 by Chris Miller (Atlanta), 12-24-89
- 60 by Don Majkowski (Green Bay), 11-12-89
- 52 by Vince Evans (Chicago), 10-16-83
- 50 by Chris Miller (Atlanta), 9-5-93
- 49 by Drew Bledsoe (New England), 9-12-93
- 48 by Erik Kramer (Chicago), 10-23-94
- 47 by Jim Harbaugh (Chicago), 11-28-91
- 47 by Warren Moon (Minnesota), 11-23-95
- 46 by Don Majkowski (Green Bay), 9-30-90
- 46 by Erik Kramer (Chicago), 9-22-96

Most Completions

- 37 by Chris Miller (Atlanta), 12-24-89
- 35 by Don Majkowski (Green Bay), 11-12-89
- 31 by Jeff George (Atlanta), 11-5-95
- 30 by Warren Moon (Houston), 11-5-89
- 30 by Warren Moon (Minnesota), 11-23-95
- 29 Six times, most recent - Brett Favre, 12-4-94

Most Yards

- 403 by Sonny Jurgensen (Philadelphia), 12-17-61
- 399 by Boomer Easiason (Cincinnati), 11-19-89
- 398 by Warren Moon (Houston), 10-5-86
- 391 by Wade Wilson (Minnesota), 11-6-88
- 384 by Richard Todd (N.Y. Jets), 12-6-82
- 384 by Warren Moon (Minnesota), 11-23-95

Most Passing TDs

- 5 by Norm Van Brocklin (L.A. Rams), 10-29-50
- 5 by Dave Krieg (Seattle), 12-2-84

Longest Pass Play

- 98 by Bill Wade (Chicago) to John Farrington (10-8-61)

RECEIVING

Most Receptions

- 15 by Steve Largent (Seattle), 10-18-87
- 14 by Ralph Heywood (N.Y. Bulldogs), 12-4-49
- 14 by Andre Rison (Atlanta), 9-4-94
- 13 by Art Monk (Washington), 11-4-90

Most Receiving Yards

- 303 by Jim Benton (Cleveland), 11-22-45
- 261 by Steve Largent (Seattle), 10-18-87
- 210 by Sammy White (Minnesota), 11-7-76
- 207 by Carroll Dale (L.A. Rams), 11-17-63
- 205 by Carroll Dale (Green Bay), 9-29-58

Most Receiving TDs

- 4 by Don Hutson (Green Bay), 10-7-45
- 4 by Paul Warfield (Miami), 12-15-73
- 3 by Bill Karr (Chicago), 11-24-35
- 3 by Jack Ferrante (Philadelphia), 12-12-48
- 3 by Carroll Dale (L.A. Rams), 11-17-63
- 3 by Wesley Walker (N.Y. Jets), 12-6-82
- 3 by Steve Largent (Seattle), 10-18-87

INTERCEPTIONS

Most Interceptions

- 4 by Sammy Baugh (Washington), 11-14-43
- 4 by Bobby Dillon (Green Bay), 11-26-53
- 3 by Frank Reagan (N.Y. Giants), 11-2-47
- 3 by Earsell Mackbee (Minnesota), 10-26-69
- 3 by Perry Smith (St. Louis), 12-3-78
- 3 by Darrell Green (Washington), 11-15-87
- 3 by Jack Del Rio (Minnesota), 12-5-93

SCORING

Most Points

- 31 by Don Hutson (Green Bay), 10-7-45
- 24 by Paul Warfield (Miami), 12-15-73
- 18 by 14 players, most recent - Jamal Anderson (Atlanta) 10-6-96

PUNTING

Most Punts

- 14 by Carl Kinscherf (N.Y. Giants), 11-7-43
- 12 by Beryl Clark (Chicago Cardinals), 9-15-40
- 11 by Bob Parsons (Chicago), 11-22-81

PUNT RETURNS

Most Returns

- 9 by Cleotha Montgomery (Raiders), 12-10-84
- 8 by Joe Arenas (San Francisco), 10-16-55
- 8 by Hugh McElhenny (San Francisco), 11-2-58

KICKOFF RETURNS

Most Returns

- 8 by Qadry Ismail (Minnesota), 11-23-95
- 7 by Abe Woodson (San Francisco), 9-23-62
- 7 by Vic Washington (San Francisco), 11-4-73
- 7 by Robert Smith (Minnesota), 12-17-94

SACKS

Most Sacks

- 4 by Rickey Jackson (New Orleans), 9-18-88

FIELD GOALS

Longest Field Goal

- * 63 by Tom Dempsey (N.O.), 11-8-70

Most FGs in a Game

- 5 by Bob Waterfield (L.A. Rams), 12-9-51
- 5 by Roger LeClerc (Chicago), 12-3-61
- 5 by Jan Stenerud (Minnesota), 9-23-84

Most FGs, 50-yards-plus

- 2 by Jan Stenerud (Minnesota), 9-23-84
- 2 by Paul McFadden (Philadelphia), 11-4-84

MISCELLANEOUS

Most Fumbles Recovered

- 3 by Corwin Clatt (Chicago Cardinals), 11-6-49

* NFL Record



Hall of Famer Steve Largent caught 15 passes for 261 yards and three touchdowns for Seattle in 1987.

Opponents' Team Records

RUSHING

Most Attempts

- 60 Pittsburgh, 9-16-73
- 55 Green Bay, 9-3-78
- 54 San Francisco, 10-20-91
- 53 L.A. Rams, 10-27-57
- 52 Minnesota, 12-17-77

Most Yards

- 366 Green Bay, 10-26-47
- 316 Baltimore, 10-19-58
- 310 Kansas City, 10-14-90
- 309 Chicago, 12-16-56
- 307 Buffalo, 11-25-76

Most Rushing TDs

- 7 Chicago, 10-19-41
- 6 San Francisco, 10-1-61

PASSING

Most Pass Attempts

- 66 Atlanta, 12-24-89
- 63 Washington, 11-4-90
- 62 Dallas, 9-15-85
- 60 Green Bay, 11-12-89
- 52 Green Bay, 12-12-82
- 52 Green Bay, 12-4-88
- 51 Minnesota, 12-17-94

Most Completions

- 43 Washington, 11-4-90
- 40 Dallas, 9-15-85
- 37 Atlanta, 12-24-89
- 35 Green Bay, 11-12-89
- 33 Cincinnati, 11-19-89
- 31 three times - most recent
Houston, 12-10-95

Most Passing Yards

- 482 Washington, 11-4-90
- 452 Dallas, 9-15-85
- 447 Cincinnati, 11-19-89
- 430 Chi. Cardinals, 9-28-47
- 429 L.A. Rams, 10-29-50
- 398 Houston, 10-5-86

Most Passing TDs

- 6 Green Bay, 10-7-45
- 6 L.A. Rams, 10-29-50
- 5 Baltimore, 10-16-66
- 5 Seattle, 12-2-84

INTERCEPTIONS

Most Interceptions

- 9 Green Bay, 10-24-43
- 7 Chicago, 11-22-42
- 7 Cleveland, 11-26-44
- 7 Denver, 10-7-84
- 6 Chicago, 9-26-54

SCORING

Most Points

- 65 L.A. Rams, 10-29-50
- 59 Dallas, 9-15-68
- 57 Green Bay, 10-7-45
- 56 Chi. Cardinals, 11-7-48
- 55 San Francisco, 12-19-93
- 49 Chicago, 10-19-41
- 49 San Francisco, 10-1-61

Most TDs

- 9 L.A. Rams, 10-29-50

PUNTING

Most Punts

- 16 Chi. Cardinals, 9-15-40
- 11 Chicago, 11-22-81
- 10 by four teams

SACKS

Most Sacks

- 12 Chicago, 12-16-84
- 11 Dallas, 10-6-75
- 8 Minnesota, 9-25-83
- 8 Philadelphia, 11-4-84
- 8 L.A. Raiders, 12-10-84
- 8 Minnesota, 10-8-89
- 8 Minnesota, 10-22-89

TOTAL OFFENSE

Most Yards Gained

- 676 Washington, 11-4-90
- 566 Kansas City, 10-14-90
- 565 San Francisco, 12-19-93
- 554 Dallas, 9-14-86
- 553 Minnesota, 11-6-88
- 546 Cincinnati, 11-19-89
- 542 Dallas, 9-15-68
- 542 Chicago, 9-24-89

TOTAL DEFENSE

Fewest Yards Allowed

- 16 Chi. Cardinals, 10-17-43
- 60 Minnesota, 11-24-88
- 89 Minnesota, 10-6-87

Fewest Rush Yards Allowed

- 53 Chi. Cardinals, 10-17-43
- 10 Chi. Cardinals, 9-15-40
- 17 Green Bay, 10-25-87
- 18 Minnesota, 11-24-88

Fewest Pass Yards Allowed

- 0 Minnesota, 10-10-37
- 21 Minnesota, 11-6-88
- 38 Chicago, 11-10-85
- 42 Minnesota, 11-24-88
- 54 Green Bay, 11-12-89

MISCELLANEOUS

Most Turnovers Forced

- * 12 Chicago, 11-22-42

Fewest 1st Downs Gained

- 0 Philadelphia, 9-20-35

Silverdome Individual Records

RUSHING

Most Attempts

- 36 by James Jones vs. Miami, 10-27-85
- 33 by Chuck Foreman (Minnesota), 12-17-77
- 33 by Lamar Smith (Seattle), 11-17-96

Most Rushing Yards

- 273 by O.J. Simpson (Buffalo), 11-25-76
- 237 by Barry Sanders vs. Tampa Bay, 11-13-94
- 188 by Barry Sanders vs. Green Bay, 12-4-94

Most Rushing TDs

- 3 by James Jones vs. Green Bay, 10-9-83
- 3 by Barry Sanders vs. Tampa Bay, 9-29-91
- 3 by Barry Sanders vs. Cleveland, 10-8-95

Longest Run

- 84 by Barry Sanders vs. Chicago, 10-23-94

PASSING

Most Pass Attempts

- 60 by Don Majkowski (Green Bay), 11-12-89
- 52 by Vince Evans (Chicago), 10-16-83
- 50 by Chris Miller (Atlanta), 9-5-93

Most Completions

- 35 by Don Majkowski (Green Bay), 11-12-89
- 33 by Chuck Long vs. Green Bay, 10-25-87
- 31 by Eric Hipple vs. Tampa Bay, 9-21-86

Most Passing Yards

- 410 by Scott Mitchell vs. Minnesota, 11-23-95
- 398 by Warren Moon (Houston), 10-5-86
- 384 by Richard Todd (N.Y. Jets), 12-6-82
- 384 by Warren Moon (Minnesota), 11-23-95

Most Passing TDs

- 5 by Gary Danielson vs. Minnesota, 12-9-78

Longest Pass Play

- 94 by Eric Hipple to Leonard Thompson vs. Chicago, 10-19-81

RECEIVING

Most Receptions

- 15 by Steve Largent (Seattle), 10-18-87
- 14 by Andre Rison (Atlanta), 9-4-94
- 14 by Herman Moore vs. Chicago, 12-4-95

Most Receiving Yards

- 261 by Steve Largent (Seattle), 10-18-87
- 248 by Richard Johnson vs. New Orleans, 12-3-89
- 183 by Herman Moore vs. Chicago, 12-4-95

Most Receiving TDs

- 3 (seven times) most recent — Herman Moore vs. Green Bay, 10-29-95

INTERCEPTIONS

Most Interceptions

- 3 by Perry Smith (St. Louis), 12-3-78
- 3 by Bobby Watkins vs. Green Bay, 1-2-83
- 3 by Jack Del Rio (Minnesota), 12-5-93

Longest Interception Return

- 101 by George Teague (Green Bay) (TD), 1-8-94

SCORING

Most Points

- 18 (11 times) most recent — Herman Moore vs. Green Bay, 10-25-95

Most Return TDs

- 2 by Eddie Payton vs. Minnesota (p-1 k-1), 12-17-77

PUNTING

Most Punts

- 10 by Mike Black vs. L.A. Raiders, 12-10-84
- 10 by Mark Royals vs. Tampa Bay, 9-8-96

Longest Punt

- 74 by Tom Skladany vs. Oakland, 9-27-81

PUNT RETURNS

Most Returns

- 9 by Cleotha Montgomery (Raiders), 12-10-84
- 8 by Eddie Payton vs. Tampa Bay, 11-20-77
- 8 by Ray Williams vs. Tampa Bay, 12-14-80

Longest Punt Return

- 87 by Eddie Payton vs. Minnesota (TD), 12-17-77

KICKOFF RETURNS

Most Returns

- 8 by Mel Gray vs. Dallas, 11-8-92
- 8 by Qadry Ismail (Minnesota), 11-23-95
- 7 by Robert Smith (Minnesota), 12-17-94
- 7 by Gary Lee vs. Green Bay, 10-25-87

Longest Kickoff Return

- 102 by Mel Gray vs. Chicago (TD), 10-23-94

SACKS

Most Sacks

- 4 by Rickey Jackson (New Orleans), 9-18-88

FIELD GOALS

Longest Field Goal

- 56 by Ali Haji-Skeikh (N.Y. Giants), 11-7-83
- 56 by Jason Hanson vs. Cleveland, 10-8-95

Most FGs in a Game

- 5 by Jan Stenerud (Minnesota), 9-23-84
- 4 (11 times) most recent — Jason Hanson vs. San Francisco, 9-25-95

Silverdome Team Records

RUSHING

Most Attempts

55 by Green Bay, 9-3-78
52 by Minnesota, 12-17-77

Most Yards

307 by Buffalo, 11-25-76
306 vs. New Orleans, 9-25-77
273 vs. San Diego, 10-22-78

PASSING

Most Pass Attempts

63 by Washington, 11-4-90
62 by Dallas, 9-15-85
60 by Green Bay, 11-12-89
57 vs. Chicago, 10-9-88

Most Completions

43 by Washington, 11-4-90
40 by Dallas, 9-15-85
35 by Green Bay, 11-12-89
33 vs. Green Bay, 10-25-87

Most Passing Yards

482 by Washington, 11-4-90
452 by Dallas, 9-15-85
410 vs. Minnesota, 11-23-95
398 by Houston, 10-5-86

Most Passing TDs

5 vs. Minnesota 12-9-78

INTERCEPTIONS

Most Interceptions

7 by Denver, 10-7-84

SCORING

Most Points

55 by San Francisco, 12-19-93
48 vs. Chicago, 10-19-81

Most TDs

7 by San Francisco, 12-19-93
6 by Detroit, 12-9-78
6 by Detroit, 10-19-81
6 by Detroit, 12-9-78
6 by Detroit, 11-24-83

TOTAL OFFENSE

Most Yards Gained

676 by Washington, 11-4-90
565 by San Francisco, 12-19-93
554 by Dallas, 9-14-86
542 by Chicago, 9-24-89

TOTAL DEFENSE

Fewest Yards Allowed

60 by Minnesota, 11-24-88
89 by Minnesota, 10-6-87

SACKS

Most Sacks

12 by Chicago, 12-16-84
11 by Dallas, 10-6-75

DETROIT LIONS' RECORD IN THE PONTIAC SILVERDOME

Year	W	L	T	Pct.
1975	4	3	0	.571
1976	5	2	0	.714
1977	5	2	0	.714
1978	5	3	0	.625
1979	2	6	0	.250
1980	6	2	0	.750
1981	7	1	0	.875
1982	2	3	0	.400
1983	6	2	0	.750
1984	2	5	1	.313
1985	6	2	0	.750
1986	1	7	0	.125
1987	1	6	0	.143
1988	2	6	0	.250
1989	4	4	0	.500
1990	3	5	0	.375
1991	8	0	0	1.000
1992	3	5	0	.375
1993	5	3	0	.625
1994	6	2	0	.750
1995	7	1	0	.875
1996	4	4	0	.500

Lions' Record In the
Pontiac Silverdome:
90-70-1 (.559)

Lions' Post-Season Games

Record: 7-8

1935 NFL Championship	1957 NFL Playoff	1991 NFC Divisional Playoff
12/15/35 N.Y. Giants..... 7	12/22/57 DETROIT31	1/5/92 Dallas 6
DETROIT26	San Francisco27	DETROIT38
1952 NFL Playoff	1957 NFL Championship	1991 NFC Championship
12/21/52 L.A. Rams21	12/29/57 Cleveland14	12/31/83 DETROIT10
DETROIT31	DETROIT59	Washington41
1952 NFL Championship	1970 NFC Divisional Playoff	1993 NFC First-Round Playoff
12/28/52 DETROIT17	12/26/70 DETROIT 0	1/8/94 Green Bay28
Cleveland 7	Dallas5	DETROIT24
1953 NFL Championship	1982 NFC First-Round Playoff	1994 NFC First-Round Playoff
12/27/53 Cleveland16	1/8/83 DETROIT 7	12/31/94 DETROIT12
DETROIT17	Washington31	Green Bay16
1954 NFL Championship	1983 NFC Divisional Playoff	1995 NFC First-Round Playoff
12/26/54 DETROIT10	12/31/83 DETROIT23	12/30/95 DETROIT37
Cleveland56	San Francisco24	Philadelphia58

Lions' Team Playoff Records

TOTAL OFFENSE

Most First Downs

- 26 at Philadelphia, 12-30-95
- 25 vs Green Bay, 1-8-94
- 23 vs Dallas, 1-5-92
- 22 at San Francisco, 12-22-57
- 22 vs Cleveland, 12-29-57
- 22 at San Francisco, 12-31-83

Most Net Yards

- 438 vs Cleveland, 12-29-57
- 422 at Philadelphia, 12-30-95
- 421 vs Dallas, 1-5-92

RUSHING

Most Yards Rushing

- 235 vs N.Y. Giants, 12-15-35
- 188 at San Francisco, 12-31-83
- 175 vs Green Bay, 1-8-94

PASSING

Most Passing Attempts

- 52 at Philadelphia, 12-30-95
- 44 at Cleveland, 12-26-54
- 42 at Washington, 1-12-92
- 38 at Washington, 1-8-83
- 38 at San Francisco, 12-31-83
- 38 vs. Dallas, 1-5-92

Most Passing Completions

- 29 vs Dallas, 1-5-92
- 27 at Philadelphia, 12-30-95
- 25 at Washington, 1-12-92

Most Yards Passing

- 350 at Philadelphia, 12-30-95
- 337 vs Dallas, 1-5-92
- 296 vs Cleveland, 12-29-57
- 269 at Washington, 1-8-83

TOTAL DEFENSE

Most Net Yards Allowed

- 452 at Philadelphia, 12-30-95
- 418 at Cleveland, 12-28-52
- 366 at San Francisco, 1-8-83

Fewest Net Yards Allowed

- 194 vs N.Y. Giants, 12-15-35
- 220 vs Cleveland, 12-27-53

Most Sacks

- 3 vs Cleveland, 12-27-53
- 3 vs Dallas, 1-5-92

TURNOVERS-TAKEAWAYS

Most Fumble Recoveries

- 3 vs N.Y. Giants, 12-15-35
- 2 at Cleveland, 12-26-54
- 2 vs Dallas, 1-5-92

Most Passes Intercepted

- 5 vs Cleveland, 12-29-57
- 4 vs L.A. Rams, 12-21-52
- 3 at San Francisco, 12-22-57

Most Fumbles Lost

- 4 vs N.Y. Giants, 12-15-35
- 3 at San Francisco, 12-22-57
- 3 at Washington, 1-8-83

MISCELLANEOUS

Time Of Possession

- 35:34 vs Green Bay, 1-8-94
- 33:53 at San Francisco, 12-31-83
- 31:24 at Washington, 1-12-92

Most Penalties

- 7 at San Francisco, 12-22-57
- 7 at San Francisco, 12-31-83
- 7 at Washington, 1-12-92
- 7 at Philadelphia, 12-30-95

Lions' Individual Career Playoff Records

RUSHING

Most Carries

- 73 by Barry Sanders, 1989-
- 37 by Bob Hoernschemeyer, 1950-55
- 33 by Bobby Layne, 1950-58
- 26 by Billy Sims, 1980-84
- 23 by Doak Walker, 1950-55

Most Yards Gained

- 321 by Barry Sanders, 1989-
- 146 by Doak Walker, 1950-55
- 123 by Bob Hoernschemeyer, 1950-55
- 120 by Bobby Layne, 1950-58
- 114 by Billy Sims, 1980-84

Most Rushing Touchdowns

- 2 by Pat Harder, 1951-53
- 2 by Doak Walker, 1950-55
- 2 by Thomas Tracy, 1956-57
- 2 by Gene Gedman, 53,56-58
- 2 by Billy Sims, 1980-84

PASSING

Most Attempts

- 102 by Erik Kramer, 1991-93
- 97 by Bobby Layne, 1950-58
- 49 by Tobin Rote, 1957-59

Most Completions

- 72 by Erik Kramer, 1991-93
- 46 by Bobby Layne, 1950-58
- 28 by Tobin Rote, 1957-59

Most Yards

- 838 by Erik Kramer, 1991-93
- 568 by Bobby Layne, 1950-58
- 494 by Tobin Rote, 1957-59

Most Touchdowns

- 5 by Tobin Rote, 1957-59
- 5 by Erik Kramer, 1991-93

Most Interceptions

- 12 by Bobby Layne, 1950-58
- 5 by Gary Danielson, 76-84
- 5 by Erik Kramer, 1991-93

RECEIVING

Most Receptions

- 25 by Brett Perriman, 1991-
- 20 by Herman Moore, 1991-
- 14 by Barry Sanders, 1989-
- 14 by Willie Green, 1991-93
- 13 by Leonard Thompson, 1975-86
- 13 by Steve Junker, 57,59-61

Most Yards Receiving

- 361 by Herman Moore, 1991-
- 299 by Brett Perriman, 1991-
- 247 by James Doran, 1951-59
- 224 by Leonard Thompson, 1975-86
- 202 by Willie Green, 1991-93
- 201 by Steve Junker, 57,59-61

Most Touchdowns Receiving

- 3 by Willie Green, 1991-93
- 3 by Steve Junker, 57,59-61
- 2 by James Doran, 1951-59
- 2 by Herman Moore, 1991-
- 2 by Brett Perriman, 1991-

INTERCEPTIONS

Most Interceptions

- 3 by Joe Schmidt, 1953-65
- 2 by Melvin Jenkins, 1991-93

SCORING

Most Points

- 24 by Eddie Murray, 1980-91
- 24 by Pat Harder, 1951-53
- 21 by Doak Walker, 1950-55

Most Touchdowns

- 3 by Willie Green, 1991-93
- 3 by Steve Junker, 57,59-61

Most Field Goals

- 5 by Eddie Murray, 1980-91
- 2 by Jason Hanson, 1992-
- 2 by Pat Harder, 1951-53
- 2 by Doak Walker, 1950-55
- 2 by James Martin, 1951-61

PUNTING

Most Punts

- 11 by Jim Arnold, 1986-93
- 8 by Greg Montgomery, 1994
- 8 by Herman Weaver, 70-76
- 8 by Yale Lary, 52-53,56-64

Most Punting Yards

- 517 by Jim Arnold, 1986-93
- 391 by Herman Weaver, 70-76
- 316 by Yale Lary, 52-53,56-64

Best Punting Average

- 48.8 by Herman Weaver, 70-76
- 47.0 by Jim Arnold, 1986-93
- 43.6 by Robert Smith, 1953-54

PUNT RETURNS

Most Returns

- 7 by Mel Gray, 1989-
- 6 by Robbie Martin, 1981-84
- 5 by Lem Barney, 1967-77

Most Return Yards

- 78 by Mel Gray, 1989-
- 43 by Robbie Martin, 1981-84
- 20 by Lem Barney, 1967-77

KICKOFF RETURNS

Most Returns

- 15 by Mel Gray, 1989-
- 8 by Alvin Hall, 1981-85,87

Most Return Yards

- 372 by Mel Gray, 1989-
- 168 by Alvin Hall, 1981-85,87
- 108 by Ron Rivers, 1995-
- 107 by Jack Christiansen, 51-58

Lions' Individual Single-Game Playoff Records

RUSHING

Most Carries

- 27 by Barry Sanders vs Green Bay (1-8-94)
- 20 by Billy Sims at San Francisco (12-31-83)
- 17 by Bob Hoernschmeyer vs Clev. (12-27-53)

Most Yards Gained

- 169 by Barry Sanders vs Green Bay (1-8-94)
- 114 by Billy Sims at San Francisco (12-31-83)
- 97 by Doak Walker at Cleveland (12-28-52)
- 86 by Thomas Tracy at San Francisco (12-22-57)

Most Rushing Touchdowns

- 2 by Pat Harder vs L.A. Rams (12-21-52)
- 2 by Thomas Tracy at San Francisco (12-22-57)
- 2 by Billy Sims at San Francisco (12-31-83)

PASSING

Most Attempts

- 42 by Bobby Layne at Cleveland (12-26-54)
- 38 by Eric Hipple at Washington (1-8-83)
- 38 by Gary Danielson at San Fran. (12-31-83)
- 38 by Erik Kramer vs Dallas (1-5-92)

Most Completions

- 29 by Erik Kramer vs Dallas (1-5-92)
- 24 by Gary Danielson at San Fran. (12-31-83)
- 22 by Eric Hipple at Washington (1-8-83)
- 22 by Erik Kramer vs Green Bay (1-8-94)

Most Yards

- 341 by Erik Kramer vs Dallas (1-5-92)
- 298 by Eric Hipple at Washington (1-8-83)
- 280 by Tobin Rote vs Cleveland (12-29-57)

Most Touchdowns

- 4 by Tobin Rote vs Cleveland (12-29-57)

Most Interceptions

- 6 by Bobby Layne at Cleveland (12-26-54)
- 5 by Gary Danielson at San Fran. (12-31-83)
- 4 by Bobby Layne vs L.A. Rams (12-21-52)
- 4 by Scott Mitchell at Philadelphia (12-30-95)

RECEIVING

Most Receptions

- 10 by Brett Perriman vs Green Bay (1-8-94)
- 8 by Steve Junker at San Francisco (12-22-57)
- 8 by Willie Green vs Dallas (1-5-92)
- 7 by Leonard Thompson at Washington (1-8-83)
- 7 by Aubrey Matthews at Philadelphia (12-30-95)
- 7 by Herman Moore at Philadelphia (12-30-95)

Most Yards Receiving

- 150 by Leonard Thompson at Washington (1-8-83)
- 150 by Brett Perriman vs Green Bay (1-8-94)
- 133 by Herman Moore at Philadelphia (12-30-95)
- 115 by Willie Green vs Dallas (1-5-92)
- 109 by Steve Junker vs Cleveland (12-29-57)

Most Touchdowns Receiving

- 2 by Steve Junker vs Cleveland (12-29-57)
- 2 by Willie Green vs Dallas (1-5-92)
- 2 by David Sloan at Philadelphia (12-30-95)

INTERCEPTIONS

Most Interceptions

- 1 by several players; most recent,
Melvin Jenkins vs Green Bay (1-8-94)

SCORING

Most Points

- 19 by Pat Harder vs L.A. Rams (12-21-52)
- 12 by Steve Junker vs Cleveland (12-29-57)
- 12 by Billy Sims at San Francisco (12-31-83)
- 12 by Willie Green vs Dallas (1-5-92)
- 12 by David Sloan at Philadelphia (12-30-95)

Most Touchdowns

- 2 by Pat Harder vs L.A. Rams (12-21-52)
- 2 by Steve Junker vs Cleveland (12-29-57)
- 2 by Billy Sims at San Francisco (12-31-83)
- 2 by Willie Green vs Dallas (1-5-92)
- 2 by David Sloan at Philadelphia (12-30-95)

Most Field Goals

- 3 by Eddie Murray at San Francisco (12-31-83)

PUNTING

Most Punts

- 8 by Greg Montgomery at Green Bay (12-31-94)
- 8 by Herman Weaver at Dallas (12-26-70)
- 6 by Robert Smith at Cleveland (12-28-52)
- 6 by Earl Girard at Cleveland (12-26-54)

Most Punting Yardage

- 391 by Herman Weaver at Dallas (12-26-70)
- 292 by Greg Montgomery at Green Bay (12-31-94)
- 248 by Earl Girard at Cleveland (12-26-54)

Best Punting Average

- 48.8 by Herman Weaver at Dallas (12-26-70)
- 48.3 by Jim Arnold vs Green Bay (1-8-94)
- 47.0 by Jim Arnold at Washington (1-12-92)

PUNT RETURNS**Most Returns**

- 5 by Lem Barney at Dallas (12-26-70)
- 4 by Robbie Martin at San Francisco (12-31-83)

Most Return Yards

- 30 by Robbie Martin at San Francisco (12-31-83)
- 26 by Mel Gray vs Dallas (1-5-92)
- 22 by Mel Gray vs Green Bay (1-8-94)

KICKOFF RETURNS**Most Returns**

- 6 by Alvin Hall at Washington (1-8-83)
- 6 by Ron Rivers at Philadelphia (12-30-95)
- 5 by Mel Gray at Washington (1-12-92)

Most Return Yards

- 159 by Mel Gray at Green Bay (12-31-94)
- 134 by Mel Gray at Washington (1-12-92)
- 123 by Alvin Hall at Washington (1-8-83)

LONGEST PLAYS**Rushing Play**

- 67 by Doak Walker (TD) at Cleveland (12-28-52)
- 58 by Thomas Tracy (TD) at San Fran. (12-22-57)
- 56 by Billy Sims at San Francisco (12-31-83)

Kickoff Return

- 68 by Mel Gray at Green Bay (12-31-94)
- 55 by Mel Gray at Washington (1-12-92)
- 40 by Ron Rivers at Philadelphia (12-30-95)
- 38 by Mel Gray at Green Bay (12-31-94)

Pass Play

- 78 by Rote to Doran (TD) vs Cleveland (12-29-57)

Punt Return

- 22 by Mel Gray vs Green Bay (1-8-94)
- 17 by Mel Gray at Green Bay (12-31-94)
- 13 by Mel Gray vs Dallas (1-5-92)

Punt

- 73 by Yale Lary vs Cleveland (12-27-53)
- 61 by Herman Weaver at Dallas (12-26-70)
- 58 by Jim Arnold vs Dallas (1-5-92)

Interception Return

- 41 by Melvin Jenkins (TD) vs Dallas (1-5-92)
- 31 by Mike Weger at Dallas (12-26-70)
- 24 by Bobby Watkins at San Francisco (12-31-83)

Field Goal

- 54 by Eddie Murray at San Francisco (12-31-83)
- 47 by Jason Hanson vs Green Bay (1-8-94)
- 43 by Pat Harder vs L.A. Rams (12-21-52)



Tight end David Sloan caught two TD passes in the Lions' playoff loss at Philadelphia in 1995.

Lions' Seasonal Leaders

RUSHING

Year	Player	Att.	Yds.	Avg.	TD
1934	Dutch Clark	122	763	6.3	8
1935	Ernie Caddel	87	450	5.2	—
1936	Ace Gutowsky	191	827	4.3	—
1937	Dutch Clark	96	468	4.9	6
1938	Bill Shepherd	100	455	4.6	—
1939	Bill Shepherd	85	420	4.9	—
1940	Byron White*	146	514	3.5	5
1941	Byron White	89	238	2.7	6
1942	Mickey Sanzotta	71	268	3.8	—
1943	Frank Sinkwich	93	266	2.9	—
1944	Frank Sinkwich	150	563	3.8	6
1945	Bob Westfall	82	234	2.9	6
1946	Camp Wilson	64	207	3.2	3
1947	Camp Wilson	89	412	4.6	0
1948	Camp Wilson	157	612	3.9	2
1949	Bill Dudley	125	402	3.2	4
1950	Bob Hoernschemeyer	84	471	5.6	1
1951	Bob Hoernschemeyer	132	678	5.1	2
1952	Bob Hoernschemeyer	106	457	4.3	4
1953	Bob Hoernschemeyer	101	482	4.8	7
1954	Lew Carpenter	104	476	4.6	3
1955	Lew Carpenter	137	543	4.0	6
1956	Gene Gedman	135	479	3.5	7
1957	John Henry Johnson	129	621	4.8	5
1958	Tobin Rote	77	351	4.6	3
1959	Nick Pietrosante	76	447	5.9	3
1960	Nick Pietrosante	161	872	5.4	8
1961	Nick Pietrosante	201	841	4.2	5
1962	Dan Lewis	120	488	4.1	6
1963	Dan Lewis	133	528	4.0	2
1964	Nick Pietrosante	147	526	3.6	4
1965	Amos Marsh	131	495	3.8	6
1966	Tom Nowatzke	151	512	3.4	6
1967	Mel Farr	206	860	4.2	3
1968	Mel Farr	128	597	4.7	3
1969	Bill Triplett	111	377	3.4	3
1970	Mel Farr	166	717	4.3	9
1971	Steve Owens	246	1035	4.2	8
1972	Allie Taylor	154	658	4.3	4
1973	Allie Taylor	176	719	4.1	5
1974	Allie Taylor	150	532	3.5	5
1975	Dexter Bussey	157	696	4.4	2
1976	Dexter Bussey	196	858	4.4	3
1977	Horace King	155	521	3.4	1
1978	Dexter Bussey	225	924	4.1	5
1979	Dexter Bussey	144	625	4.3	1
1980	Billy Sims	313	1303	4.2	13
1981	Billy Sims	296	1437	4.9	13
1982	Billy Sims	172	639	3.7	4
1983	Billy Sims	220	1040	4.7	7
1984	Billy Sims	130	687	5.3	5
1985	James Jones	244	886	3.6	6
1986	James Jones	252	903	3.6	8
1987	James Jones	96	342	3.6	0
1988	Garry James	182	552	3.0	5
1989	Barry Sanders	280	1470	5.3	14

1990	Barry Sanders*	255	1304	5.1	13
1991	Barry Sanders	342	1548	4.5	16
1992	Barry Sanders	312	1352	4.3	9
1993	Barry Sanders	243	1115	4.6	3
1994	Barry Sanders*	331	1883	5.7	7
1995	Barry Sanders	314	1500	4.8	11
1996	Barry Sanders*	307	1553	5.1	11

PASSING

Year	Player	Att.	Com.	Yds.	Pct.	TD	In. Rate
1934	Dutch Clark	49	23	383			
1935	Bill Shepherd	64	28	417			
1936	Dutch Clark	71	38	467			
1937	Bill Shepherd	46	19	297			
1938	Vern Huffman	85	27	382			
1939	Dwight Sloan	102	45	658			
1940	Byron White	80	35	461			
1941	Byron White	62	22	338			
1942	Harry Hopp	68	20	258			
1943	Frank Sinkwich	126	50	699			
1944	Frank Sinkwich	148	58	1060	39.2	12	20
1945	Chas. Fenenbock	110	45	752	40.9	7	11
1946	Dave Ryan	154	73	965	47.4	6	17
1947	Clyde LeForce	175	94	1384	53.7	13	20
1948	Fred Enke	221	100	1328	45.2	11	17
1949	Fred Enke	142	63	793	44.4	6	5
1950	Bobby Layne	336	152	2323	45.2	16	18
1951	Bobby Layne	332	152	2403	45.8	26	23
1952	Bobby Layne	287	139	1999	48.4	19	20
1953	Bobby Layne	273	125	2088	45.8	16	21
1954	Bobby Layne	246	135	1818	54.9	14	12
1955	Bobby Layne	270	143	1830	53.0	11	17
1956	Bobby Layne	244	129	1909	52.9	9	17
1957	Bobby Layne	179	87	1169	48.6	6	12
1958	Tobin Rote	257	118	1678	45.9	14	10
1959	Earl Morrall	137	65	1102	47.4	5	6
1960	Jim Ninowski	283	134	1599	47.3	2	19
1961	Jim Ninowski	247	117	1921	47.4	7	18
1962	Milt Plum	325	179	2378	55.1	15	20
1963	Earl Morrall	328	174	2621	53.0	24	14
1964	Milt Plum	287	154	2241	53.7	18	15
1965	Milt Plum	308	143	1710	46.4	12	19
1966	Karl Sweetan	309	157	1809	50.8	4	14
1967	Milt Plum	172	86	925	50.0	4	8
1968	Bill Munson	329	181	2311	55.0	15	8
1969	Bill Munson	166	84	1062	50.6	7	8
1970	Bill Munson	158	84	1049	53.2	10	7
1971	Greg Landry	261	136	2237	52.1	16	13
1972	Greg Landry	268	134	2066	50.0	18	17
1973	Bill Munson	187	95	1129	50.8	9	8
1974	Bill Munson	292	166	1874	56.8	8	7
1975	Joe Reed	191	86	1181	45.0	10	59.3
1976	Greg Landry	291	168	2191	57.7	17	8
1977	Greg Landry	240	135	1359	56.3	6	7
1978	Gary Danielson	351	199	2294	56.7	18	17
1979	Jeff Korman	368	183	2238	49.7	11	23
1980	Gary Danielson	417	244	3223	58.5	13	11
1981	Eric Hipple	279	140	2358	50.2	14	15

1982	Gary Danielson	197	100	1343	50.8	10	14	60.3	1979	Fred Scott	62	829	13.4	5
1983	Eric Hipple	387	204	2577	52.7	12	18	64.5	1980	Fred Scott	53	834	15.7	4
1984	Gary Danielson	410	252	3076	61.5	17	15	83.1	1981	Fred Scott	53	1022	19.3	5
1985	Eric Hipple	406	223	2952	54.9	17	18	73.8	1982	Billy Sims	34	342	10.1	0
1986	Eric Hipple	305	192	1919	63.0	9	11	75.8	1983	James Jones	46	467	10.2	1
1987	Chuck Long	416	232	2598	55.8	11	20	63.3	1984	James Jones	77	662	8.6	5
1988	Rusty Hilger	306	126	1558	41.2	7	12	49.1	1985	Leonard Thompson	51	736	14.4	5
1989	Bob Gagliano	232	117	1671	50.4	6	12	61.2	1986	James Jones	54	334	6.2	1
1990	Rodney Peete	271	142	1974	52.4	13	8	79.6		Jeff Chadwick	53	995	18.8	5
1991	Erik Kramer	265	136	1635	51.3	11	8	71.8	1987	Pete Mandley	58	720	12.4	7
1992	Rodney Peete	213	123	1702	57.7	9	9	80.0	1988	Pete Mandley	44	617	14.0	4
1993	Rodney Peete	252	157	1670	62.3	6	14	66.3	1989	Richard Johnson	70	1091	15.6	8
1994	Scott Mitchell	246	119	1456	48.4	10	11	62.0	1990	Richard Johnson	64	727	11.4	6
1995	Scott Mitchell	583	346	4338	59.3	32	12	92.1		Robert Clark	53	932	17.6	8
1996	Scott Mitchell	437	253	2917	57.9	17	17	74.9	1991	Brett Perriman	52	668	12.8	1
									1992	Brett Perriman	69	810	11.7	4
										Herman Moore	52	966	18.6	4
									1993	Herman Moore	61	935	15.3	6
									1994	Herman Moore	72	1173	16.3	11
									1995	Herman Moore*	123	1686	13.7	14
										Brett Perriman	108	1488	13.8	9
									1996	Herman Moore	106	1296	12.2	9

RECEIVING

Year	Player	No.	Yds.	Avg.	TD
1934	Harry Ebding	9	257	28.5	—
1935	Ernie Caddel	10	171	17.1	—
1936	Ernie Caddel	19	150	7.9	—
1937	Ernie Caddel	9	80	8.9	—
1938	Lloyd Cardwell	9	138	15.3	5
1939	Monk Moscrip	14	176	12.6	—
1940	Lloyd Cardwell	20	349	17.5	—
1941	Bill Fisk	9	140	15.6	—
1942	Bill Fisk	15	177	11.8	—
1943	Harry Hopp	17	229	13.5	6
1944	Jack Matheson	23	361	15.7	3
1945	Johnny Greene	26	550	21.2	5
1946	Johnny Greene	20	289	14.5	2
1947	Johnny Greene	38	621	16.3	5
1948	Joe Margucci	36	450	12.5	2
1949	Bob Mann	66	1014	15.4	4
1950	Cloyce Box	50	1009	20.2	11
1951	Leon Hart	35	544	15.5	12
1952	Cloyce Box	42	924	22.0	15
1953	Doak Walker	30	502	16.7	3
1954	Dome Dibble	46	768	16.7	6
1955	Dave Middleton	44	663	15.1	3
1956	Dave Middleton	39	606	15.5	5
1957	Jim Doran	33	624	18.9	5
1958	Dave Middleton	29	506	17.4	3
1959	Jim Gibbons	31	431	13.9	1
1960	Jim Gibbons	51	604	11.8	2
1961	Gail Cogdill	53	991	18.7	6
1962	Gail Cogdill	45	566	12.6	7
1963	Terry Barr	66	1086	16.5	13
1964	Terry Barr	57	1030	18.1	9
1965	Pat Studstill	28	389	13.9	3
1966	Pat Studstill	67	1266	18.9	5
1967	Mel Farr	39	317	8.1	3
1968	Earl McCullough	40	680	17.0	5
1969	Charlie Sanders	42	656	15.6	3
1970	Charlie Sanders	40	544	13.6	6
1971	Steve Owens	32	350	10.9	2
1972	Altie Taylor	29	250	8.6	2
1973	Charlie Sanders	28	433	15.5	2
1974	Ron Jessie	54	761	14.1	3
1975	Charlie Sanders	37	486	13.1	3
1976	Ray Jarvis	39	822	21.1	5
1977	Horace King	40	238	5.0	0
1978	David Hill	63	633	11.9	4

SCORING

Year	Player	TD	FG	XP	Tot.
1934	Dutch Clark	8	4	13	73
1935	Dutch Clark	6	1	16	55
1936	Dutch Clark	7	4	19	73
1937	Dutch Clark	6	0	6	45
1938	Lloyd Cardwell	5	0	0	30
1939	Chuck Hanneman	2	4	5	29
1940	Byron White	5	0	2	32
1941	Byron White	4	0	0	24
1942	Elmer Hackney	2	0	0	12
1943	Harry Hopp	9	0	0	54
1944	Frank Sinkwich	6	2	24	66
1945	Bob Westfall	9	0	0	54
1946	Bob Cifers	4	0	0	24
1947	Bill Dudley	11	0	0	66
1948	Bill Dudley	7	0	0	42
1949	Bill Dudley	6	5	30	81
1950	Doak Walker	11	8	38	128
1951	Doak Walker	6	6	43	97
1952	Cloyce Box	15	0	0	90
1953	Doak Walker	5	12	27	93
1954	Doak Walker	5	11	43	106
1955	Doak Walker	7	9	27	96
1956	Bobby Layne	5	12	33	99
1957	Bobby Layne	0	6	25	43
1958	Jim Martin	0	7	28	49
1959	Howard Cassady	5	0	0	30
1960	Jim Martin	0	13	26	65
1961	Jim Martin	0	15	25	70
1962	Wayne Walker	0	9	37	64
1963	Terry Barr	13	0	0	78
1964	Wayne Walker	0	14	32	74
1965	Wayne Walker	0	8	33	57
1966	Garo Yepremian	0	13	11	50
1967	Mel Farr	6	0	0	36
	Tom Nowatzke	6	0	0	36
1968	Mel Farr	7	0	0	42
	Bill Gambrell	7	0	0	42
1969	Errol Mann	0	25	26	101

1970	Errol Mann	0	20	31	101
1971	Errol Mann	0	22	37	103
1972	Errol Mann	0	20	38	98
1973	Errol Mann	0	13	14	53
1974	Errol Mann	0	23	23	92
1975	Errol Mann	0	14	29	67
1976	Benny Ricardo	0	10	19	49
1977	Steve Mike-Mayer	0	8	19	43
1978	Benny Ricardo	0	20	32	92
1979	Benny Ricardo	0	10	25	55
1980	Eddie Murray	0	27	35	116
1981	Eddie Murray	0	25	46	121
1982	Eddie Murray	0	11	16	49
1983	Eddie Murray	0	25	38	113
1984	Eddie Murray	0	20	31	91
1985	Eddie Murray	0	26	31	109
1986	Eddie Murray	0	18	31	85
1987	Eddie Murray	0	20	21	81
1988	Eddie Murray	0	20	22	82
1989	Eddie Murray	0	20	36	96
1990	Barry Sanders	13	0	0	96
1991	Barry Sanders	17	0	0	102
1992	Jason Hanson	0	21	30	93
1993	Jason Hanson#	0	34	28	130
1994	Jason Hanson	0	18	39	93
1995	Jason Hanson#	0	28	48	132
1996	Jason Hanson	0	12	36	72

KICKOFF RETURN

Year	Player	No.	Yards	Avg.	TD
1944	Arthur Van Tone	9	227	25.2	1
1945	Andrew Farkas	8	165	20.6	0
1946	Dave Ryan	15	308	20.5	1
1947	William Dudley	15	359	23.9	0
1948	Camp Wilson	10	228	22.8	0
1949	Don Doll*	21	536	25.5	0
1950	Doak Walker	10	225	22.5	0
1951	Doak Walker	15	408	27.2	0
1952	Jack Christiansen	16	409	25.6	0
1953	Jack Christiansen	10	183	18.3	0
1954	Jug Girard	12	248	20.7	0
1955	Dave Middleton	11	188	17.1	0
1956	Howard Cassidy	16	382	23.9	0
1957	Howard Cassidy	10	232	23.2	0
1958	Ken Webb	7	154	22.0	0
1959	Ken Webb	16	352	22.0	0
1960	Jim Steffen	8	225	28.1	0
1961	Pat Studstill	16	448	28.1	1
1962	Tommy Watkins	17	452	26.6	0
1963	Tommy Watkins	21	447	21.3	0
1964	Pat Studstill	29	708	24.4	0
1965	Tommy Watkins*	17	584	34.4	0
1966	Tommy Vaughn	23	595	26.0	0
1967	Tommy Vaughn	16	446	27.9	0
1968	Lem Barney	25	670	26.8	1
1969	Bobby Williams*	17	563	33.1	1
1970	Bobby Williams	25	544	21.7	1
1971	Ron Jessie	16	470	29.4	2
1972	Ron Jessie	23	558	24.3	0
1973	Dick Jauron	17	405	23.8	0
1974	Jimmie Jones	38	927	24.4	0
1975	Bobby Thompson	22	565	25.7	0
1976	James Hunter	14	375	26.6	0

1977	Eddie Payton	18	457	25.4	1
1978	Jesse Thompson	14	346	24.7	0
1979	John Arnold	23	539	23.4	0
1980	Rick Kane	23	495	21.5	0
1981	Alvin Hall	25	525	21.0	0
1982	Alvin Hall#	16	426	26.6	1
1983	Alvin Hall	23	492	21.4	0
1984	Pete Mandley	22	390	17.7	0
1985	Alvin Hall	39	886	22.7	0
1986	Herman Hunter	48	1007	21.0	0
1987	Gary Lee	32	719	22.5	0
1988	Gary Lee	18	355	19.7	0
1989	Mel Gray#	24	640	26.7	0
1990	Mel Gray	41	939	22.9	0
1991	Mel Gray*	36	929	25.8	0
1992	Mel Gray	42	1006	24.0	1
1993	Mel Gray	28	688	24.6	1
1994	Mel Gray*	45	1276	28.4	3
1995	Ron Rivers	19	420	22.1	0
1996	Glyn Milburn	64	1627	25.4	0

PUNT RETURN

Year	Player	No.	Yards	Avg.	TD
1944	Frank Sinkwich	11	148	13.5	0
1945	Dave Ryan	15	221	14.7	0
1946	Bill DeCorrevont	6	81	13.5	0
1947	William Dudley	11	182	16.5	1
1948	Joe Margucci	10	100	10.0	0
1949	Bill Dudley	11	199	18.1	1
1950	Clarence Self	12	129	10.8	0
1951	Jack Christiansen	18	343	19.1	4
1952	Jack Christiansen*	15	322	21.5	2
1953	Yale Lary	13	115	8.8	1
1954	Jack Christiansen	23	225	9.8	1
1955	Lee Riley	14	107	7.6	0
1956	Howard Cassidy	13	83	6.4	0
1957	Yale Lary	25	139	5.6	0
1958	Yale Lary	27	196	7.3	1
1959	Terry Barr	16	102	6.4	0
1960	Terry Barr	14	104	7.4	0
1961	Howard Cassidy	16	159	9.9	0
1962	Pat Studstill*	29	457	15.8	0
1963	Tommy Watkins	32	399	12.5	1
1964	Tommy Watkins*	16	238	14.9	2
1965	Tommy Watkins	23	234	10.2	0
1966	Tommy Vaughn	18	179	9.9	0
1967	Tommy Watkins	15	57	3.8	0
1968	Lem Barney	13	79	6.1	0
1969	Lem Barney	9	191	21.2	1
1970	Lem Barney	25	259	10.4	1
1971	Lem Barney	14	122	8.7	0
1972	Lem Barney	15	108	7.2	0
1973	Lem Barney	27	231	8.6	0
1974	Dick Jauron#	17	286	16.8	0
1975	Charlie West	22	219	10.0	0
1976	Lem Barney	23	191	8.3	0
1977	Eddie Payton	27	273	10.1	1
1978	Jesse Thompson	16	161	10.1	0
1979	John Arnold	19	164	8.6	0
1980	Ray Williams	27	259	9.6	0
1981	Robbie Martin	52	450	8.7	1
1982	Robbie Martin	26	275	10.6	0
1983	Ken Jenkins	23	230	10.0	0

1984	Robbie Martin	25	210	8.4	0	1989	Jim Arnold	82	43.1	36.0	15	64
1985	Pete Mandley	38	403	10.6	1	1990	Jim Arnold	63	40.6	35.3	10	59
1986	Pete Mandley	43	420	9.8	1	1991	Jim Arnold	75	41.2	35.4	27	63
1987	Pete Mandley	23	250	10.9	0	1992	Jim Arnold	65	43.8	38.3	12	71
1988	Pete Mandley	37	287	7.8	0	1993	Jim Arnold#	72	44.5	36.8	15	68
1989	Walter Stanley*	36	496	13.8	0	1994	Greg Montgomery	63	44.2	34.2	20	64
1990	Mel Gray	34	361	10.6	0	1995	Mark Royals	57	42.0	31.8	15	69
1991	Mel Gray*	25	385	15.4	1	1996	Mark Royals	69	43.8	33.3	11	60
1992	Mel Gray	18	175	9.7	1							
1993	Mel Gray	23	197	8.6	0							
1994	Mel Gray	21	233	11.1	0							
1995	Johnnie Morton	7	48	6.9	0							
1996	Glyn Milburn	34	284	8.4	0							

PUNTING

Year	Player	No.	Avg.	Net	In20	Long
1944	Frank Sinkwich	45	41.0	—	—	—
1945	Chas. Fenenbock	29	36.8	—	—	—
1946	Bob Cifers	30	45.6	—	—	—
1947	Leroy Zimmerman	49	42.4	—	—	—
1948	George Grimes	28	35.9	—	—	—
1949	Bill Dudley	32	39.9	—	—	—
1950	Bob Smith	32	40.9	—	—	—
1951	Bob Smith	49	42.5	—	—	—
1952	Bob Smith	61	44.7	—	—	—
1953	Bob Smith	40	41.2	—	—	—
1954	Jug Girard	63	41.0	—	—	—
1955	Jug Girard	56	41.3	—	—	—
1956	Yale Lary	42	40.4	—	—	—
1957	Yale Lary	54	39.9	—	—	—
1958	Yale Lary	59	42.8	—	—	—
1959	Yale Lary	45	47.1	—	—	—
1960	Yale Lary	64	43.8	—	—	—
1961	Yale Lary	52	48.4	—	—	—
1962	Yale Lary	52	45.3	—	—	—
1963	Yale Lary	35	48.9	—	—	—
1964	Yale Lary	67	46.3	—	—	—
1965	Pat Studstill	78	42.8	—	—	—
1966	Pat Studstill	72	41.1	—	—	—
1967	Pat Studstill	36	44.5	—	—	—
1968	Jerry DePoyster	71	40.4	—	—	—
1969	Lem Barney	66	34.1	—	53	—
1970	Herman Weaver	62	40.0	—	65	—
1971	Herman Weaver	42	41.7	—	63	—
1972	Herman Weaver	43	40.3	—	55	—
1973	Herman Weaver	54	43.2	—	66	—
1974	Herman Weaver	72	38.5	—	61	—
1975	Herman Weaver#	80	42.0	—	61	—
1976	Herman Weaver	83	39.5	—	69	—
1977	Wilbur Summers	93	36.8	—	51	—
1978	Tom Skladany#	86	42.5	—	63	—
1979	Larry Swider	88	40.0	—	72	—
	Larry Skladany	10	40.6	—	52	—
1980	Tom Skladany	72	42.2	—	18	67
1981	Tom Skladany#	64	43.5	—	21	74
1982	Tom Skladany	36	41.2	33.9	6	59
1983	Mike Black	71	41.0	33.7	17	60
1984	Mike Black	76	41.6	32.7	13	63
1985	Mike Black	73	41.8	34.7	18	60
1986	Mike Black	46	39.5	30.7	11	57
	Jim Arnold	36	42.6	30.7	7	60
1987	Jim Arnold	46	43.6	37.9	17	60
1988	Jim Arnold#	97	42.4	35.9	22	69

INTERCEPTIONS

Year	Player	Pos.	No.	Yards	TD
1944	Alex Wojciechowicz	C	7	88	0
1945	Dave Rojan	B	3	90	0
	Charles DeShane	B	3	75	1
	John Greene	C	3	65	0
	Damon Tassos	G	3	49	0
	Ivan Trebotich	B	3	46	0
1946	Dave Ryan	B	4	105	0
1947	Bill Dudley	B	5	104	1
	Bob Wiese	B	5	54	0
	Bob Wiese	B	5	17	0
1948	Jim Gillette	B	5	17	0
1949	Don Doll	B	11	301	2
1950	Don Doll	B	12	163	1
1951	Bob Smith	DB	3	70	0
1952	Bob Smith	DB	9	184	1
1953	Jack Christiansen*	DB	12	238	1
1954	Jack Christiansen	DB	8	84	1
1955	Jack Christiansen	DB	3	49	0
	Jim David	DB	3	44	0
	Bill Stits	DB	3	7	0
1956	Yale Lary	DB	8	182	1
	Jack Christiansen	DB	8	109	0
1957	Jack Christiansen*	DB	10	137	1
1958	Joe Schmidt	LB	6	69	0
1959	Gary Lowe	DB	5	130	0
1960	Dick Lane	DB	5	102	1
1961	Dick Lane	DB	6	73	0
	Yale Lary	DB	6	95	0
1962	Yale Lary	DB	8	51	0
1963	Dick LeBeau	DB	5	158	1
	Dick Lane	DB	5	70	0
1964	Yale Lary	DB	6	101	0
1965	Dick LeBeau	DB	7	84	1
1966	Mike Lucci	LB	5	118	1
	Bruce Maher	DB	5	90	0
1967	Lem Barney*	DB	10	232	3
1968	Lem Barney	DB	7	82	0
1969	Lem Barney	DB	8	126	0
1970	Dick LeBeau#	DB	9	96	0
1971	Dick LeBeau#	DB	6	76	0
1972	Lem Barney	DB	3	88	0
1973	Levi Johnson	DB	5	82	0
1974	Levi Johnson	DB	5	139	2
1975	Lem Barney	DB	5	23	0
1976	James Hunter	DB	7	120	1
1977	James Hunter	CB	6	104	0
1978	Jimmy Allen	S	5	70	0
1979	Luther Bradley	DB	4	11	0
	Jimmy Allen	S	4	0	0
	Jimmy Allen	S	6	38	0
1980	Jimmy Allen	CB	6	20	0
	James Hunter	CB	6	20	0
1981	Jimmy Allen	S	9	123	0
1982	Bobby Watkins	CB	5	22	0

1983	Bruce McNorton	CB	7	30	0
1984	Bobby Watkins	CB	6	0	0
1985	Bobby Watkins	CB	5	15	0
1986	Devon Mitchell	S	5	41	0
1987	James Griffin	S	6	130	0
1988	Devon Mitchell	S	3	107	1
	George Jamison	LB	3	56	1
1989	Jerry Holmes	CB	6	77	1
1990	William White	S	5	120	1
1991	Ray Crockett#	CB	6	141	1
1992	William White	S	4	54	0
	Ray Crockett	CB	4	50	0
	Kevin Scott	CB	4	35	0
	Melvin Jenkins	CB	4	34	0
1993	Pat Swilling	LB	3	16	0
1994	Robert Massey	CB	4	25	0
1995	Willie Clay	S	8	173*	0
1996	Ryan McNeil	CB	5	14	0

TACKLES (since 1973)

YYear	Player	Pos.	Total	Solo	Asst.
1973	Charlie Weaver	LB	55	—	—
1974	Jim Laslavic	LB	94	—	—
1975	Paul Naumoff	LB	143	—	—
1976	Charlie Weaver	LB	114	—	—
1977	Ed O'Neil	LB	114	71	43
1978	Ed O'Neil	LB	141	85	56
1979	Doug English	DT	122	90	32
1980	Ken Fantetti	LB	130	85	35
1981	Garry Cobb	LB	121	79	42
1982	Ken Fantetti	LB	71	54	17
1983	Ken Fantetti	LB	132	82	50
1984	Alvin Hall	DB	147	94	53
1985	William Graham	S	113	75	38
1986	Demetrious Johnson	S	112	92	20
1987	Dennis Gibson	LB	82	68	14
1988	Chris Spielman	LB	153	118	35
1989	Chris Spielman	LB	125	89	36
1990	Chris Spielman	LB	108	79	29
1991	Chris Spielman	LB	126	84	42
1992	Chris Spielman	LB	146	94	52
1993	Chris Spielman	LB	148	97	51
1994	Chris Spielman	LB	195	124	71
1995	Chris Spielman	LB	137	90	47
1996	Bennie Blades	S	131	99	32

QUARTERBACK SACKS (since 1973)

Year	Player	Pos.	Sacks	Yards
1973	Larry Hand	DT	11.0	—
1974	Ken Sanders	DE	6.5	—
1975	Larry Hand	DT	7.0	—
1976	Charlie Weaver	LB	7.0	—
1977	Ken Sanders	DE	9.0	—
1978	Al Baker	DE	23.0	206.0
1979	Al Baker	DE	16.0	137.5
1980	Al Baker	DE	18.0	136.5
1981	Dave Pureifory	DE	12.0	96.0
1982	Al Baker	DE	8.5	61.0
1983	William Gay	DT	13.5	103.5
1984	William Gay	DE	10.0	72.0
1985	Jimmy Williams	LB	7.5	55.0
1986	Keith Ferguson	DE	9.5	73.0
1987	Michael Cofer	LB	8.5	78.0
1988	Michael Cofer	LB	12.0	88.0
1989	Michael Cofer	LB	9.5	60.0
1990	Michael Cofer	LB	10.0	57.0
1991	Jeff Hunter	DE	6.0	60.0
1992	Tracy Scroggins	LB	7.5	41.0
1993	Robert Porcher	DE	8.5	53.0
1994	Broderick Thomas	LB	7.0	49.5
1995	Henry Thomas	DT	10.5	82.0
1996	Robert Porcher	DE	10.0	71.0

* NFL Leader # NFC Leader



Cornerback Corey Raymond intercepted six passes in 1995, the most by a Lions' cornerback since 1991.



Quarterback Scott Mitchell has thrown for over 300 yards seven times over the last two seasons.

300-Yard Passing Games

(Since 1950)

Date	Game	Player	Yds	Com	Att	Date	Game	Player	Yds	Com	Att
11/5/50	Chicago	Bobby Layne	374	23	45	10/19/86	at L.A. Rams	Eric Hipple	316	31	50
9/30/51	Washington	Bobby Layne	310	20	26	10/25/87	Green Bay	Chuck Long	362	33	47
10/21/51	N.Y. Yankees	Bobby Layne	315	20	44	9/17/89	at N.Y. Giants	Bob Gagliano	344	21	31
9/27/53	Pittsburgh	Bobby Layne	364	19	37	12/16/90	Chicago	Rodney Peete	316	18	27
11/20/55	Chicago	Bobby Layne	319	20	32	1/5/92	Dallas*	Erik Kramer	341	29	38
11/3/63	at S.F. 49ers	Earl Morral	330	24	33	9/27/92	Tampa Bay	Rodney Peete	323	20	31
11/17/63	L.A. Rams	Earl Morral	312	21	44	11/15/92	at Pittsburgh	Erik Kramer	304	20	37
11/1/64	L.A. Rams	Milt Plum	347	16	24	11/24/94	Buffalo	Dave Krieg	351	20	25
11/14/76	at New Orleans	Greg Landry	310	27	38	10/22/95	at Washington	Scott Mitchell	327	30	50
12/9/78	Minnesota	Gary Danielson	352	26	33	11/5/95	at Atlanta	Scott Mitchell	321	23	50
10/5/80	at Atlanta	Gary Danielson	348	23	36	11/23/95	Minnesota	Scott Mitchell	410	30	45
12/14/80	Tampa Bay	Gary Danielson	360	29	44	12/4/95	Chicago	Scott Mitchell	320	26	38
10/19/81	Chicago	Eric Hipple	336	14	25	12/23/95	at Tampa Bay	Scott Mitchell	352	26	41
11/22/84	Green Bay	Gary Danielson	305	24	33	9/22/96	Chicago	Scott Mitchell	336	24	34
9/21/86	Tampa Bay	Eric Hipple	318	31	46	10/13/96	at Oakland	Scott Mitchell	343	31	50

100-Yard Rushing Games

(Since 1950)

Date	Game	Player	Yards	Att	Date	Game	Player	Yards	Att
9/24/50	Pittsburgh	Bobby Layne	118	15	10/11/81	at Denver	Billy Sims	185	28
11/23/50	N.Y. Yanks	Bob Hoernschemeyer	198	17	10/19/81	Chicago	Rick Kane	101	20
11/18/51	at Philadelphia	Bob Hoernschemeyer	118	14	11/8/81	at Washington	Billy Sims	159	21
11/9/52	at Pittsburgh	Bob Hoernschemeyer	107	20	11/15/81	Dallas	Billy Sims	119	23
10/10/54	L.A. Rams	Lew Carpenter	119	14	11/22/81	at Chicago	Billy Sims	117	22
11/24/55	Green Bay	Lew Carpenter	120	20	12/12/81	Minnesota	Billy Sims	110	13
10/21/56	S.F. 49ers	Don McIlhenny	104	13	9/19/82	at L.A. Rams	Billy Sims	119	25
11/22/56	Green Bay	Gene Gedman	103	22	11/25/82	N.Y. Giants	Billy Sims	114	26
10/6/57	at Green Bay	John Henry Johnson	109	18	12/12/82	at Green Bay	Billy Sims	109	29
11/28/57	Green Bay	John Henry Johnson	105	8	11/13/83	at Houston	Billy Sims	105	20
11/26/59	Green Bay	Nick Pietrosante	134	17	11/20/83	at Green Bay	Billy Sims	189	36
10/30/60	at L.A. Rams	Dan Lewis	128	14	11/24/83	Pittsburgh	Billy Sims	106	26
11/20/60	at Chicago	Nick Pietrosante	106	20	12/5/83	Minnesota	Billy Sims	137	23
12/11/60	Dallas	Nick Pietrosante	142	21	9/9/84	Atlanta	Billy Sims	140	20
12/18/60	Chicago	Nick Pietrosante	104	15	9/30/84	at San Diego	Billy Sims	119	14
10/9/61	Chicago	Nick Pietrosante	113	12	10/14/84	Tampa Bay	Billy Sims	100	16
10/29/61	at L.A. Rams	Nick Pietrosante	112	21	10/21/84	at Minnesota	Billy Sims	103	22
10/27/63	Minnesota	Tom Watkins	102	17	10/20/85	S.F. 49ers	James Jones	116	30
11/3/63	at S.F. 49ers	Tom Watkins	107	21	10/27/85	Miami	James Jones	114	36
11/25/65	Baltimore	Amos Marsh	146	23	12/15/85	Green Bay	James Jones	104	23
12/5/65	at S.F. 49ers	Amos Marsh	109	25	9/7/86	at Minnesota	James Jones	174	36
9/24/67	Cleveland	Tom Watkins	115	24	10/12/86	at Green Bay	Garry James	140	20
11/12/67	at Minnesota	Mel Farr	197	24	9/24/89	Chicago	Barry Sanders	126	18
10/13/68	at Chicago	Mel Farr	138	18	10/29/89	at Green Bay	Barry Sanders	184	30
10/20/68	Green Bay	Mel Farr	145	29	11/19/89	at Cincinnati	Barry Sanders	114	18
11/22/70	S.F. 49ers	Mel Farr	117	16	11/23/89	Cleveland	Barry Sanders	145	28
11/26/70	Oakland	Mel Farr	104	20	12/10/89	at Chicago	Barry Sanders	120	26
11/7/71	at Denver	Steve Owens	109	16	12/17/89	Tampa Bay	Barry Sanders	104	21
11/14/71	L.A. Rams	Altie Taylor	101	19	12/24/89	at Atlanta	Barry Sanders	158	20
9/17/72	N.Y. Giants	Steve Owens	113	20	11/4/90	Washington	Barry Sanders	104	11
11/23/72	N.Y. Jets	Altie Taylor	123	15	11/22/90	Denver	Barry Sanders	147	23
10/28/73	Green Bay	Altie Taylor	160	23	12/10/90	L.A. Raiders	Barry Sanders	176	25
11/18/73	at Chicago	Altie Taylor	106	18	12/22/90	at Green Bay	Barry Sanders	133	19
12/15/73	at Miami	Steve Owens	113	27	9/15/91	Miami	Barry Sanders	143	32
10/10/76	New England	Horace King	100	32	9/22/91	at Indianapolis	Barry Sanders	179	30
11/7/76	at Minnesota	Lawrence Gaines	116	22	9/29/91	Tampa Bay	Barry Sanders	160	27
11/25/76	Buffalo	Dexter Bussey	137	27	10/6/91	Minnesota	Barry Sanders	116	25
9/25/77	New Orleans	Dexter Bussey	150	24	11/10/91	at Tampa Bay	Barry Sanders	118	23
11/6/77	San Diego	Rick Kane	105	24	11/24/91	at Minnesota	Barry Sanders	220	23
9/24/78	at Seattle	Dexter Bussey	120	20	12/8/91	N.Y. Jets	Barry Sanders	114	20
11/12/78	Tampa Bay	Horace King	104	12	12/22/91	at Buffalo	Barry Sanders	108	26
10/28/79	Buffalo	Dexter Bussey	139	26	9/6/92	at Chicago	Barry Sanders	109	19
9/7/80	at L.A. Rams	Dexter Bussey	111	14	10/25/92	at Tampa Bay	Barry Sanders	122	21
9/7/80	at L.A. Rams	Billy Sims	153	22	11/8/92	Dallas	Barry Sanders	108	18
9/14/80	at Green Bay	Billy Sims	134	20	11/22/92	at Cincinnati	Barry Sanders	151	29
9/28/80	Minnesota	Billy Sims	157	27	12/6/92	at Green Bay	Barry Sanders	114	16
10/26/80	at Kansas City	Billy Sims	155	28	12/20/92	Chicago	Barry Sanders	113	20
11/16/80	Baltimore	Billy Sims	126	30	12/28/92	at S.F. 49ers	Barry Sanders	104	19
9/20/81	at Minnesota	Billy Sims	112	27	9/12/93	at New England	Barry Sanders	148	32
9/27/81	Oakland	Billy Sims	133	21	10/3/93	at Tampa Bay	Barry Sanders	130	22

Date	Game	Player	Yards Att				
10/17/93	Seattle	Barry Sanders	101 22	12/17/94	Minnesota	Barry Sanders	110 17
11/7/93	Tampa Bay	Barry Sanders	187 29	9/3/95	at Pittsburgh	Barry Sanders	108 21
12/12/93	at Phoenix	Derrick Moore	107 20	9/17/95	Arizona	Barry Sanders	147 24
1/2/94	Green Bay	Eric Lynch	115 30	10/8/95	Cleveland	Barry Sanders	157 18
1/8/94	Green Bay*	Barry Sanders	169 27	10/15/95	at Green Bay	Barry Sanders	124 18
9/4/94	Atlanta	Barry Sanders	120 27	10/29/95	Green Bay	Barry Sanders	167 22
9/19/94	at Dallas	Barry Sanders	194 40	11/19/95	at Chicago	Barry Sanders	120 24
9/25/94	New England	Barry Sanders	131 18	11/23/95	Minnesota	Barry Sanders	138 24
10/2/94	at Tampa Bay	Barry Sanders	166 20	9/1/96	at Minnesota	Barry Sanders	163 24
10/23/94	Chicago	Barry Sanders	167 23	9/8/96	Tampa Bay	Barry Sanders	125 20
10/30/94	at N.Y. Giants	Barry Sanders	146 26	11/3/96	at Green Bay	Barry Sanders	152 20
11/13/94	Tampa Bay	Barry Sanders	237 26	11/17/96	Seattle	Barry Sanders	134 16
12/4/94	Green Bay	Barry Sanders	188 20	11/24/96	at Chicago	Barry Sanders	107 21
12/10/94	at N.Y. Jets	Barry Sanders	127 23	12/8/96	Minnesota	Barry Sanders	134 20
				12/23/96	at S.F. 49ers	Barry Sanders	175 28

100-Yard Receiving Games

(Since 1950)

Date	Game	Player	YardsRec	Date	Game	Player	YardsRec
11/23/50	N.Y. Yankees	Cloyce Box	123 4	11/17/63	L.A. Rams	Terry Barr	100 6
12/3/50	at Baltimore	Cloyce Box	302 12	11/24/63	at Minnesota	Terry Barr	119 7
9/30/51	Washington	Bill Swiak	121 10	12/8/63	Cleveland	Terry Barr	118 4
12/7/52	Chicago	Cloyce Box	172 5	9/13/64	at S.F. 49ers	Terry Barr	108 3
12/13/52	at Dallas	Cloyce Box	202 7	9/13/64	at S.F. 49ers	Gail Cogdill	116 6
9/27/53	Pittsburgh	Cloyce Box	138 5	9/19/64	at L.A. Rams	Terry Barr	109 7
10/24/54	at S.F. 49ers	Doak Walker	125 7	10/4/64	N.Y. Giants	Terry Barr	118 3
11/14/54	S.F. 49ers	Doak Walker	119 2	10/23/64	at S.F. 49ers	Pat Studstill	128 4
11/13/55	at Pittsburgh	Dave Middleton	102 5	11/1/64	L.A. Rams	Gail Cogdill	165 7
10/6/56	at Baltimore	Dorne Dibble	106 3	12/13/64	S.F. 49ers	Jim Gibbons	161 4
12/2/56	Chicago	Dave Middleton	146 7	10/17/65	Green Bay	Terry Barr	112 5
10/20/57	Baltimore	Howard Cassady	113 6	10/31/65	at L.A. Rams	Terry Barr	103 3
11/3/57	at S.F. 49ers	James Doran	150 7	10/9/66	at L.A. Rams	Pat Studstill	142 6
11/17/57	S.F. 49ers	James Doran	137 6	10/16/66	at Baltimore	Pat Studstill	141 6
12/29/57	Cleveland*	Steve Junker	109 5	10/30/66	Green Bay	Pat Studstill	164 7
12/29/57	Cleveland*	James Doran	101 3	11/6/66	at Chicago	Pat Studstill	125 7
10/5/58	at Green Bay	James Doran	133 4	11/13/66	at Minnesota	Pat Studstill	116 9
10/12/58	L.A. Rams	James Doran	102 4	10/1/67	at St. Louis	Pat Studstill	107 5
11/26/59	Green Bay	James Gibbons	103 7	9/15/68	at Dallas	Earl McCullough	132 5
10/9/60	S.F. 49ers	Gail Cogdill	115 8	12/8/68	at Atlanta	Bill Gambrell	105 4
10/8/61	Chicago	Terry Barr	101 5	12/15/68	at Washington	Charlie Sanders	133 10
10/29/61	at L.A. Rams	Gail Cogdill	103 3	11/16/69	St. Louis	Earl McCullough	117 5
11/12/61	at St. Louis	Terry Barr	113 4	10/18/70	at Cleveland	Larry Walton	158 4
12/17/61	Philadelphia	Gail Cogdill	171 7	10/17/71	at Houston	Allie Taylor	122 4
9/23/62	S.F. 49ers	Gail Cogdill	147 4	9/17/72	at N.Y. Giants	John Hilton	120 3
9/30/62	at Baltimore	Terry Barr	153 5	10/8/72	at Atlanta	Ron Jessie	102 3
10/21/62	at N.Y. Giants	Gail Cogdill	106 3	10/22/72	San Diego	Larry Walton	101 7
12/2/62	Baltimore	Gail Cogdill	137 6	9/18/73	at Pittsburgh	Ron Jessie	131 3
12/9/62	Minnesota	Gail Cogdill	103 5	10/6/74	at L.A. Rams	Ron Jessie	149 6
9/29/63	Chicago	Gail Cogdill	119 4	10/20/74	at Minnesota	Ron Jessie	116 10
10/13/63	at Dallas	Gail Cogdill	150 4	10/27/74	Green Bay	Charlie Sanders	146 7
10/27/63	Minnesota	Terry Barr	101 3	10/19/75	at Minnesota	Ray Jarvis	100 6
11/3/63	at S.F. 49ers	Terry Barr	135 10	12/7/75	Chicago	Marlin Briscoe	119 5
11/10/63	at Baltimore	Terry Barr	101 7	10/31/76	Green Bay	Ray Jarvis	163 6
11/17/63	L.A. Rams	Gail Cogdill	107 5	11/14/76	at New Orleans	Ray Jarvis	111 5

Date	Game	Player	Yards	Rec	Date	Game	Player	Yards	Rec
11/12/78	Tampa Bay	David Hill	106	7	12/24/89	at Atlanta	Richard Johnson	135	7
11/11/79	Tampa Bay	Freddie Scott	148	9	9/9/90	Tampa Bay	Robert Clark	117	6
10/5/80	at Atlanta	Freddie Scott	107	5	10/14/90	at Kansas City	Barry Sanders	135	5
12/14/80	Tampa Bay	Leonard Thompson	106	5	10/28/90	at New Orleans	Robert Clark	127	6
10/19/81	Chicago	Freddie Scott	110	3	9/8/91	Green Bay	Robert Clark	143	10
10/19/81	Chicago	Leonard Thompson	118	3	11/10/91	at Tampa Bay	Brett Perriman	127	6
11/8/81	at Washington	Freddie Scott	156	8	1/5/92	Dallas*	Willie Green	115	8
9/19/82	at L.A. Rams	Billy Sims	103	5	9/6/92	at Chicago	Willie Green	114	5
12/19/82	Minnesota	Leonard Thompson	161	5	9/27/92	Tampa Bay	Brett Perriman	117	9
1/1/83	at Washington*	Leonard Thompson	150	7	10/15/92	at Minnesota	Brett Perriman	124	8
9/11/83	Cleveland	Leonard Thompson	179	8	10/25/92	at Tampa Bay	Herman Moore	108	3
9/25/83	at Minnesota	Mark Nichols	100	5	11/15/92	at Pittsburgh	Willie Green	115	6
10/21/84	at Minnesota	Mark Nichols	117	5	12/6/92	at Green Bay	Herman Moore	114	8
11/4/84	Philadelphia	Ken Jenkins	128	8	12/20/92	Chicago	Herman Moore	108	3
11/22/84	Green Bay	Mark Nichols	108	4	9/6/93	Atlanta	Herman Moore	113	4
10/6/85	at Green Bay	Jeff Chadwick	112	7	9/26/93	Phoenix	Willie Green	102	3
10/27/85	Miami	Leonard Thompson	133	6	10/24/93	at L.A. Rams	Herman Moore	120	6
11/28/85	N.Y. Jets	Leonard Thompson	115	7	10/31/93	at Minnesota	Herman Moore	113	3
12/15/85	Green Bay	Carl Bland	109	7	1/8/94	Green Bay*	Brett Perriman	150	10
12/22/85	Chicago	Pete Mandley	127	5	10/30/94	at N.Y. Giants	Herman Moore	106	9
12/22/85	Chicago	Leonard Thompson	101	9	11/6/94	at Green Bay	Herman Moore	151	8
9/21/86	Tampa Bay	Jeff Chadwick	106	5	11/20/94	at Chicago	Brett Perriman	120	6
11/2/86	Cincinnati	Jeff Chadwick	100	6	11/24/94	Buffalo	Herman Moore	169	7
11/16/86	at Philadelphia	Jeff Chadwick	139	5	9/3/95	at Pittsburgh	Herman Moore	131	10
11/27/86	Green Bay	Jeff Chadwick	121	6	9/17/95	Arizona	Brett Perriman	114	7
9/20/87	at L.A. Raiders	Pete Mandley	110	7	9/25/95	San Francisco	Brett Perriman	115	9
10/2/88	at S.F. 49ers	Pete Mandley	116	7	10/8/95	Cleveland	Herman Moore	125	9
9/17/89	at N.Y. Giants	Richard Johnson	172	9	10/22/95	at Washington	Herman Moore	102	10
10/1/89	Pittsburgh	Robert Clark	124	6	10/22/95	at Washington	Brett Perriman	115	6
11/5/89	at Houston	Robert Clark	141	6	10/29/95	Green Bay	Herman Moore	147	6
12/31/89	New Orleans	Richard Johnson	248	8	11/5/95	at Atlanta	Herman Moore	176	9
					11/12/95	Tampa Bay	Herman Moore	104	9
					11/12/95	Tampa Bay	Brett Perriman	125	10
					11/19/95	at Chicago	Brett Perriman	142	12
					11/23/95	Minnesota	Herman Moore	127	8
					11/23/95	Minnesota	Johnnie Morton	102	7
					11/23/95	Minnesota	Brett Perriman	153	12
					12/4/95	Chicago	Herman Moore	183	14
					12/10/95	at Houston	Herman Moore	105	7
					12/10/95	at Houston	Brett Perriman	128	6
					12/23/95	at Tampa Bay	Herman Moore	105	10
					12/23/95	at Tampa Bay	Brett Perriman	135	5
					12/30/95	at Philadelphia*	Herman Moore	133	7
					9/1/96	at Minnesota	Herman Moore	157	12
					9/22/96	Chicago	Johnnie Morton	174	7
					9/29/96	at Tampa Bay	Herman Moore	104	9
					10/6/96	Atlanta	Herman Moore	107	3
					10/13/96	at Oakland	Herman Moore	109	10
					10/13/96	at Oakland	Johnnie Morton	109	8
					11/28/96	Kansas City	Brett Perriman	131	8
					12/15/96	Minnesota	Herman Moore	126	9

* Post-season game



Herman Moore has 24 career 100-yard receiving games.

The Last Time ...

Punt Return for a Touchdown

By Lions: Mel Gray, 78 yards vs. Minnesota, 9-13-92
By Opponent: Desmond Howard, 92 yards (Green Bay) 12-15-96

Kickoff Return for a Touchdown

By Lions: Mel Gray, 98 yards vs. Minnesota, 12-17-94
By Opponent: Robert Brooks, 96 yards (Green Bay), 12-4-94

Interception Return for a Touchdown

By Lions: Bennie Blades, 98 yards at Tampa Bay, 9-29-96
By Opponent: Maurice Douglass, 32 yards (N.Y. Giants), 10-27-96

Fumble Recovered/Returned for a Touchdown

By Lions: Mike Wells, 0 yards vs. Kansas City, 11-28-96
By Opponent: Orlando Thomas, 17 yards (Minnesota), 11-23-95

Touchdown Off a Halfback Pass

By Lions: James Jones to Gary Danielson, 22 yards vs. Philadelphia, 11-4-84
By Opponent: Earnest Byner to Ricky Sanders, 18 yards (Washington), 9-1-91

Touchdown From Field Goal Formation

By Lions: Eric Hipple, 8 yard run vs. Chicago, 10-16-83
By Opponent: NOT SINCE 1948

Touchdown Off a Fake Field Goal

By Lions: Joe Reed to Ed O'Neil, 32 yard pass vs. Atlanta, 9-19-76
By Opponent: NOT SINCE 1948

Touchdown Off a Fake Punt

By Lions: NOT SINCE 1948
By Opponent: NOT SINCE 1948

Blocked Field Goal

By Lions: Henry Thomas at Chicago, 11/19/95
By Opponent: Warren Sapp (Tampa Bay), Jason Hanson kicker, 9/29/96

Blocked Field Goal for a Touchdown

By Lions: Melvin Jenkins, 56 yards vs. Minnesota, 9-13-92 (Marc Spindler block)
By Opponent: Dwayne Crump, 64 yards (St. Louis), 12-21-75 (Bob Rowe block)

Blocked Punt

By Lions: Bennie Blades vs. Cleveland, 12-13-92
By Opponent: Tito Wooten (N.Y. Giants), Mark Royals punter, 10-27-96

Blocked Punt Recovered/Returned for a Touchdown

By Lions: Leonard Thompson, 2 yards vs. Baltimore, 12-11-77
By Opponent: Barney Bussey, rec'd in endzone (Cincinnati), 11-19-89

Blocked PAT

By Lions: Ray Oldham vs. Minnesota, 9-20-81
By Opponent: Mo Lewis (N.Y. Jets), Hanson kicker, 12-10-94

Missed PAT

By Lions: Eddie Murray vs. Atlanta, 12-21-86
By Opponent: Chris Jacke (Green Bay), 12-15-96


Shutout

By Lions: Detroit (27), at Tampa Bay (0), 9-29-96
By Opponent: at Detroit (0), Minnesota (13), 12-5-93

Safety

By Lions: Bennie Blades at Atlanta, 11-5-95
By Opponent: Tito Wooten (N.Y. Giants), 10-27-96

* Post-season game



Coaching & Series Records

Lions' Year-By-Year Results

Year	Coach	Regular Season	Pct.	Spartans Opp. Points	Points	Home	Away	Post-Season	Pre-Season	Conf./Div.	Finish
1930	Tubby Griffen	5-6-3	.455	176	161	5-1-2	0-5-1	0-0	0-0	77th	NFL
1931	Potsy Clark	11-3-0	.786	175	77	7-0-0	4-3-0	0-0	0-0	2nd	NFL
1932	Potsy Clark	6-2-4	.750	116	71	2-0-2	4-2-2	0-0	0-0	3rd	NFL
1933	Potsy Clark	6-5-0	.545	128	87	4-1-0	2-4-0	0-0	0-0	2nd	NFL Western
PORTSMOUTH TOTALS		28-16-7	.549	595	396	18-2-4	10-14-3	0-0	0-0		

Year	Coach	Regular Season	Pct.	Lions Opp. Points	Points	Home	Away	Post-Season	Pre-Season	Conf./Div.	Finish
1934	Potsy Clark	10-3-0	.769	238	59	6-2-0	4-1-0			2nd	Western Div.
1935	Potsy Clark	7-3-2	.700	191	111	5-0-1	2-3-1	1-0		NFL	Champions
1936	Potsy Clark	8-4-0	.666	235	102	5-1-0	3-3-0			3rd	NFL Western
1937	Dutch Clark	7-4-0	.636	180	105	4-2-0	3-2-0			3rd	NFL Western
1938	Dutch Clark	7-4-0	.636	119	108	4-3-0	3-1-0			2nd	NFL Western
1939	Gus Henderson	6-5-0	.545	145	150	4-2-0	2-3-0			3rd	NFL Western
1940	Potsy Clark	5-5-1	.500	138	153	3-3-0	2-2-1			3rd	NFL Western
1941	Bill Edwards	4-6-1	.400	121	195	3-2-0	1-4-1			3rd	NFL Western
1942	Bill Edwards#	0-11-0	.000	38	263	0-7-0	0-4-0			5th	NFL Western
1943	Gus Dorais	3-6-1	.333	178	238	2-2-1	1-4-0			3rd	NFL Western
1944	Gus Dorais	6-3-1	.667	216	151	3-2-0	3-1-1			2nd	NFL Western
1945	Gus Dorais	7-3-0	.700	195	194	3-1-0	4-2-0			2nd	NFL Western
1946	Gus Dorais	1-10-0	.091	152	310	1-5-0	0-5-0			5th	NFL Western
1947	Gus Dorais	3-9-0	.250	231	305	2-4-0	1-5-0			5th	NFL Western
1948	Bo McMillin	2-10-0	.167	200	407	2-4-0	0-6-0			5th	NFL Western
1949	Bo McMillin	4-8-0	.333	237	259	2-4-0	2-4-0		3-2-0	4th	NFL Western
1950	Bo McMillin	6-6-0	.500	321	295	4-2-0	2-4-0		2-3-0	4th	NFL Western
1951	Buddy Parker	7-4-1	.636	336	259	3-3-1	4-1-0		4-1-1	2nd	NFL Western
1952	Buddy Parker	9-3-0	.750	344	192	5-1-0	4-2-0	2-0	6-0-0	NFL	Champions
1953	Buddy Parker	10-2-0	.833	271	205	5-1-0	5-1-0	1-0	4-1-1	NFL	Champions
1954	Buddy Parker	9-2-1	.818	337	189	5-0-1	4-2-0	0-1	6-0-0	NFL	Runner-up
1955	Buddy Parker	3-9-0	.250	230	275	2-4-0	1-5-0		4-2-0	6th	NFL Western
1956	Buddy Parker	9-3-0	.750	300	188	5-1-0	4-2-0		4-2-0	2nd	NFL Western
1957	George Wilson	8-4-0	.667	251	231	5-1-0	3-3-0	2-0	3-3-0	NFL	Champions
1958	George Wilson	4-7-1	.364	261	276	2-4-0	2-3-1		3-3-0	5th	NFL Western
1959	George Wilson	3-8-1	.213	203	275	2-4-0	1-4-1		4-2-1	5th	NFL Western
1960	George Wilson	7-5-0	.583	235	212	5-1-0	2-4-0		2-3-1	2nd	NFL Western
1961	George Wilson	8-5-1	.615	270	258	2-5-0	6-0-1		4-1-0	2nd	NFL Western
1962	George Wilson	11-3-0	.786	315	177	7-0-0	4-3-0		4-1-0	2nd	NFL Western
1963	George Wilson	5-8-1	.385	326	265	3-3-1	2-5-0		2-3-0	4th	NFL Western
1964	George Wilson	7-5-2	.583	280	260	3-3-1	4-2-1		3-1-1	4th	NFL Western
1965	Harry Gilmer	6-7-1	.462	257	295	2-4-1	4-3-0		1-4-0	6th	NFL Western
1966	Harry Gilmer	4-9-1	.308	206	317	3-4-0	1-5-1		0-4-1	6th	NFL Western
1967	Joe Schmidt	5-7-2	.417	260	232	3-4-0	2-3-2		3-2-0	3rd	NFL Central
1968	Joe Schmidt	4-8-2	.333	207	246	1-4-2	3-4-0		2-3-0	4th	NFL Central
1969	Joe Schmidt	9-4-1	.692	259	193	5-2-0	4-2-1		5-1-0	2nd	NFL Central

Year	Coach	Regular Season	Pct.	Lions Points	Opp. Points	Home	Away	Post-Season	Pre-Season	Conf./Div.	Finish
1970	Joe Schmidt	10-4-0	.714	347	202	6-1-0	4-3-0		0-1	4-2-0	2nd NFC Central
1971	Joe Schmidt	7-6-1	.583	341	286	3-4-0	4-2-1			3-3-0	2nd NFC Central
1972	Joe Schmidt	8-5-1	.607	339	290	5-2-0	3-3-1			4-2-0	2nd NFC Central
1973	Don McCafferty	6-7-1	.464	271	247	4-3-0	2-4-1			4-2-0	2nd NFC Central
1974	Rick Forzano	7-7-0	.500	256	270	5-2-0	2-5-0			2-4-0	2nd NFC Central
1975	Rick Forzano	7-7-0	.500	245	262	4-3-0	3-4-0			2-4-0	2nd NFC Central
1976	Rick Forzano*	6-8-0	.429	262	220	5-2-0	1-6-0			3-4-0	3rd NFC Central
1977	Tommy Hudspeth	6-8-0	.429	183	252	5-2-0	1-6-0			3-3-0	3rd NFC Central
1978	Monte Clark	7-9-0	.438	290	300	5-3-0	2-6-0			2-2-0	3rd NFC Central
1979	Monte Clark	2-14-0	.125	219	365	2-6-0	0-8-0			2-2-0	5th NFC Central
1980	Monte Clark	9-7-0	.563	334	272	6-2-0	3-5-0			3-1-0	2nd NFC Central
1981	Monte Clark	8-8-0	.500	397	322	7-1-0	1-7-0			1-3-0	2nd NFC Central
1982	Monte Clark	4-5-0	.444	181	176	2-3-0	2-2-0		0-1	2-2-0	4th NFC Central
1983	Monte Clark	9-7-0	.563	347	287	6-2-0	3-5-0		0-1	2-2-0	1st NFC Central
1984	Monte Clark	4-11-1	.281	283	408	2-5-1	2-6-0			2-2-0	4th NFC Central
1985	Darryl Rogers	7-9-0	.438	307	366	6-2-0	1-7-0			1-2-1	4th NFC Central
1986	Darryl Rogers	5-11-0	.313	277	326	1-7-0	4-4-0			2-2-0	3rd NFC Central
1987	Darryl Rogers	4-11-0	.267	269	384	1-6-0	3-5-0			2-2-0	5th NFC Central
1988	Darryl Rogers@	4-12-0	.333	220	313	2-6-0	2-6-0			0-4-0	4th NFC Central
1989	Wayne Fontes	7-9-0	.438	312	364	4-4-0	3-5-0			0-4-0	3rd NFC Central
1990	Wayne Fontes	6-10-0	.375	373	413	3-5-0	3-5-0			4-0-0	3rd NFC Central
1991	Wayne Fontes	12-4-0	.750	339	295	8-0-0	4-4-0		1-1	2-3-0	1st NFC Central
1992	Wayne Fontes	5-11-0	.313	273	332	3-5-0	2-6-0			1-3-0	5th NFC Central
1993	Wayne Fontes	10-6-0	.625	298	292	5-3-0	5-3-0		0-1	4-0-1	1st NFC Central
1994	Wayne Fontes	9-7-0	.563	357	342	6-2-0	3-5-0		0-1	2-2-0	3rd NFC Central
1995	Wayne Fontes	10-6-0	.625	436	336	7-1-0	3-5-0		0-1	3-1-0	2nd NFC Central
1996	Wayne Fontes	5-11-0	.455	302	369	4-4-0	1-7-0			3-1-0	5th NFC Central
DETROIT TOTALS		398-423-25	.470	16,268	16,045	238-181-10	160-242-15	7-8		132-104-8	
PORTSMOUTH TOTALS		28-16-7	.549	595	396	18-2-4	10-14-3	0-0		0-0	
FRANCHISE TOTALS		426-439-32	.475	16,863	16,441	256-183-14	170-256-18	7-8		132-104-8	

ALL-TIME CLUB RECORD (including post-season): 433-447-32, .475

Karcis (0-8) replaced Edwards who began 1942 season with a 0-3 record

* Hudspeth (5-5) replaced Forzano who began 1976 season with a 1-3 record

@ Fontes (2-3) replaced Rogers who began 1988 season with a 2-9 record

Lions' Head Coaches Summary

(Includes Portsmouth Spartans and Post-Season Games)

Name	Years	Total	Games	Won	Lost	Tied	Pct.
Hal Griffen	1930	1	14	5	6	3	.464
Potsy Clark	1931-36, 40	7	86	54	25	7	.669
Dutch Clark	1937-38	2	22	14	8	0	.636
Gus Henderson	1939	1	11	6	5	0	.545
Bill Edwards	1941-42	1+	14	4	9	1	.321
John Karcis	1942	1-	8	0	8	0	.000
Gus Dorais	1943-47	5	53	20	31	2	.396
Bo McMillin	1948-50	3	36	12	24	0	.333
Buddy Parker	1951-56	6	76	50	24	2	.671
George Wilson	1957-64	8	106	55	45	6	.547
Harry Gilmer	1965-66	2	28	10	16	2	.393
Joe Schmidt	1967-72	6	85	43	35	7	.547
Don McCafferty	1973	1	14	6	7	1	.464
Rick Forzano	1974-76	2+	32	15	17	0	.469
Tommy Hudspeth	1976-77	1+	24	11	13	0	.458
Monte Clark	1978-84	7	107	43	63	1	.407
Darryl Rogers	1985-88	3+	58	18	40	0	.310
Wayne Fontes	1988-96	8+	138	67	71	0	.486
TOTALS (18 coaches)		67	912	433	447	32	.475

+ Denotes having coached a portion of an additional season
 - Denotes having coached less than one season



Joe Schmidt



George Wilson

Past Detroit Lions Coaches



Patsy Clark was the Lion's first head coach.

- *Hunk Anderson, 1939
- Billy Atkins, 1978-79
- *Joe Bach, 1943-47
- Bob Baker, 1985-88
- Carl Battershell, 1985-88
- Sammy Baugh, 1966
- Maxie Baughan, 1980-82
- Ed Beard, 1983-84
- Bruce Beatty, 1975-76
- Bill Belichick, 1976-77
- Leeman Bennett, 1972
- Raymond Berry, 1973-75, 1991
- *Les Bingaman, 1960-64
- Paul Boudreau, 1994-96
- Carl Brettschneider, 1965-66
- Earl Brown, 1951
- John Brunner, 1980-82
- Joe Bugel, 1975-76
- Henry Bullough, 1993
- Lew Carpenter, 1987-88
- Jim Carr, 1975-76
- Pete Cawthon, 1945
- *Paul Christman, 1954-55
- *Dutch Clark, HEAD COACH, 1937-38
- Monte Clark, HEAD COACH, 1978-84
- *Patsy Clark, HEAD COACH, 1934-36, 1940
- Red Cochran, 1956-58
- Jimmy David, 1967-72
- Darrell "Mouse" Davis, 1989-90
- Rey Dempsey, 1975
- Don Doll, 1963-64, 1978-88
- *Gus Dorais, HEAD COACH, 1943-47
- *Rollie Dotsch, 1977
- Bob Dove, 1958-59
- Jim Eddy, 1996
- Bill Edwards, HEAD COACH, 1941, 1942 (three games)
- Wally English, 1974-75, 1977
- John Fontes, 1992-96
- *Len Fontes, 1990-91
- Wayne Fontes, assistant 1985-88 HEAD COACH, 1988 (five games)-1996
- Aldo Forte, 1950-65
- Mo Forte, 1995-96
- Rick Forzano, assistant 1973, HEAD COACH 1974-76
- Frank Gansz, 1989-93
- Doug Gerhart, 1978
- Bob Gibson, 1976
- Harry Gilmer, HEAD COACH, 1965-66

Jerry Glanville, 1974-76
 Sonny Grandelius, 1964
 *Gus Henderson, HEAD COACH, 1939
 Dan Henning, 1992-93
 Fred Hoaglin, 1978-84
 Bob Holloway, 1973-74
 Tommy Hudspeth, HEAD COACH, 1976-77
 Ed Hughes, 1977
 Dave Jaumotte, 1991-94
 Bill Johnson, 1983-84
 June Jones, 1989-90
 John Karcis, assistant 1942, HEAD COACH 1942 (eight games)
 Steve Kazor, 1994-96
 Eddie Khayat, 1973-74, 1982-84
 Chuck Knox, 1967-72
 Greg Landry, 1995-96
 Paul Lanham, 1985-86
 Lamar Leachman, 1990-94
 Dave Levy, 1989-96
 Joe Madden, 1980-84
 Ted Marchibroda, 1982-83
 Jim Martin, 1967-72
 Billie Matthews, 1989-94
 *Don McCafferty, HEAD COACH, 1973
 Leon McLaughlin, 1973-74
 *Scooter McLean, 1959-63
 *Bo McMillin, HEAD COACH, 1948-50
 *Bill McPeak, 1967-72
 John Meyer, 1973-74
 Burnie Miller, 1977
 Roy Miller, 1941-42
 Dick Modzelewski, 1988-89
 Tom Moore, 1994-96
 Bill Muir, 1985-88
 Mike Murphy, 1985-89
 Bill Nelsen, 1984
 Rex Norris, 1985-87
 John North, 1965-72
 Frank Novak, 1995-96
 Bob Nussbaumer, 1957-64
 *Buddy Parker, assistant 1950, HEAD COACH, 1951-56
 Larry Pasquale, 1979
 Herb Paterra, 1989-95
 John Payne, 1977
 Floyd Peters, 1978-81
 Mel Phillips, 1980-84
 Buster Ramsey, 1952-59
 *Clare Randolph, 1940
 Vic Rapp, 1987-88
 Jimmy Raye, 1978-79
 Floyd Reese, 1975-77
 Ray Renfro, 1965
 Darryl Rogers, HEAD COACH, 1985-1988 (11 games)
 Lou Rymkus, 1966
 Charlie Sanders, 1989-96

Joe Schmidt, assistant 1966, HEAD COACH, 1967-72
 Bob Schnelker, 1978-81
 Marty Schottenheimer, 1978-79
 Larry Seiple, 1980-84
 Willie Shaw, 1985-88
 Fritz Shurmur, 1975-77
 Ken Shipp, 1976
 Don Shula, 1960-62
 *Jackie Simpson, 1983
 Carl Taseff, 1965-66
 John Teerlinck, 1995-96
 Tim Temerario, 1948-49
 *Russ Thomas, 1952-53
 Howard Tippett, 1994-96
 Dick Voris, 1972
 Jerry Wampfler, 1989-93
 Woody Widenhofer, 1989-92
 Ivy Williams, 1985-86
 *George Wilson, assistant 1949-56, HEAD COACH, 1957-64
 Bob Winslow, 1946-47
 *Lou Zarza, 1948
 Art Zeleznik, 1976

(* deceased)



Buddy Parker

Lions vs. All-Time Opponents

LIONS vs. NFC TEAMS

(Regular Season Only)

	GP	W	L	T
Arizona Cardinals	50	28	17	5
Atlanta Falcons	25	19	6	0
Chicago Bears	134	53	76	5
Dallas Cowboys	13	6	7	0
Green Bay Packers	133	58	68	7
Minnesota Vikings	71	25	44	2
New Orleans Saints	14	6	7	1
New York Giants	35	18	16	1
Philadelphia Eagles	24	12	10	2
St. Louis Rams	75	35	39	1
San Francisco 49ers	55	26	28	1
Tampa Bay Buccaneers	38	21	17	0
Washington Redskins	31	8	23	0
Total	698	315	358	25

LIONS vs. AFC TEAMS

(Regular Season Only)

	GP	W	L	T
Buffalo Bills	5	3	1	1
Cincinnati Bengals	6	3	3	0
Cleveland Browns	15	12	3	0
Denver Broncos	7	3	4	0
Houston Oilers	7	3	4	0
Indianapolis Colts	37	18	17	2
Jacksonville Jaguars	1	1	0	0
Kansas City Chiefs	8	3	5	0
Miami Dolphins	5	2	3	0
New England Patriots	6	3	3	0
New York Jets	7	4	3	0
Oakland Raiders	8	2	6	0
Pittsburgh Steelers	26	13	12	1
San Diego Chargers	6	3	3	0
Seattle Seahawks	7	3	4	0
Total	151	76	71	4

LIONS IN POST-SEASON GAMES

	GP	W	L	T
Championships	6	4	2	0
Playoffs	9	4	5	0
Total	15	8	7	0

LIONS IN PRESEASON GAMES

(Since 1949)

	GP	W	L	T
Arizona Cardinals	15	11	4	0
Buffalo Bills	19	11	8	1
Chicago Bears	1	0	1	0
Cincinnati Bengals	27	13	14	0
Cleveland Browns	33	19	13	1
College All-Stars	4	2	1	1
Dallas Cowboys	5	1	3	1
Denver Broncos	3	1	2	0
Houston Oilers	4	3	1	0
Jacksonville Jaguars	1	1	0	0
Indianapolis Colts	16	4	11	1
Kansas City Chiefs	10	6	4	0
Los Angeles Raiders	3	1	2	0
Miami Dolphins	6	1	5	0
Minnesota Vikings	1	0	0	1
New England Patriots	5	4	1	0
New Orleans Saints	7	4	3	0
New York Bulldogs	1	1	0	0
New York Giants	14	9	4	1
New York Jets	3	2	1	0
New York Yanks	1	1	0	0
Philadelphia Eagles	25	13	11	1
Pittsburgh Steelers	12	8	4	0
St. Louis Rams	2	0	1	1
San Diego Chargers	1	1	0	0
Seattle Seahawks	7	2	5	0
Washington Redskins	18	11	7	0
Total	245	130	106	9

LIONS vs. DEFUNCT TEAMS

(Regular Season Games)

	G	W	L	T
Boston Yanks	5	3	2	0
Brooklyn Dodgers	11	8	3	0
Chicago-Pittsburgh	2	2	0	0
Cincinnati-St. Louis	2	2	0	0
Dallas Texans	2	2	0	0
New York Bulldogs	1	1	0	0
New York Yanks	4	2	1	1
Phila.-Pittsburgh	1	0	1	0
Total	28	20	7	1

CARDINALS '97 SCHEDULE	
8/31	at Cincinnati
9/7	DALLAS
9/14	at Washington
9/21	OPEN DATE
9/28	at Tampa Bay
10/5	MINNESOTA
10/12	NY GIANTS
10/19	at Philadelphia
10/26	HOUSTON
11/2	PHILADELPHIA
11/9	at Dallas
11/16	at NY Giants
11/23	at Baltimore
11/30	PITTSBURGH
12/7	WASHINGTON
12/14	at New Orleans
12/21	ATLANTA

1996 RESULTS (7-9)

at Indianapolis	L, 13-20
Miami	L, 0-38
at New England	L, 0-31
at New Orleans	W, 28-14
St. Louis	W, 31-28 OT
at Dallas	L, 3-17
Tampa Bay	W, 13-9
New York Jets	L, 21-31
at NYGiants	L, 8-16
at Washington	W, 37-34 OT
NYGiants	W, 31-23
Philadelphia	W, 36-30
at Minnesota	L, 17-41
Dallas	L, 6-10
Washington	W, 27-26
at Philadelphia	L, 19-29

PUBLIC RELATIONS

Paul Jensen/Greg
Gladysiewski/Adele Harris
P.O. Box 888
Phoenix, AZ 85001-0888
(602) 379-0101

Arizona Cardinals

LIONS ALL-TIME BESTS vs. CARDINALS

Rushing

Most Carries
25 by Billy Sims, 9/21/80

Most Yards Gained

147 by Barry Sanders,
19/17/95

Most Rushing TDs

2 by Dan Lewis, 11/12/61

Passing

Most Attempts
29 by Joe Reed, 12/21/75

Most Completions

19 by Erik Kramer, 12/12/93

Most Yards Gained

257 by Erik Kramer, 12/12/93

Most Passes Had Intercepted

5 by Gary Danielson, 12/3/78

Most TD passes

3 by Erik Kramer, 12/12/93

Receiving

Most Passes Received
7 by Demok Moore, 12/12/93
by Brett Perriman, 9/17/95

Most Yards Gained

117 by Earl McCullough,
11/16/69

Most Receiving TDs

2 by Pat Studstill, 10/1/67

Interceptions

Most Passes Intercepted
2 by Lem Barney, 12/6/70

Scoring

Most Points
14 by Jason Hanson,
9/26/93

Most TDs

2 by Pat Studstill, 10/1/67
by Dan Lewis, 11/12/61
by Howard Cassidy,
11/12/61

Most FGs

4 by Jason Hanson, 9/26/93

Punting

Most Punts
7 by Tom Skladany, 12/7/80

Punt Returns

Most Returns
6 by Tony Leonard, 12/3/78

Most Yards Returned

55 by Tony Leonard, 12/3/78

Kickoff Returns

Most Returns
6 by Johnnie Morton, 9/17/75

Most Yards Returned

136 by Johnnie Morton,
9/17/95

Longest Plays

Rushing Play
50 yards by Leonard
Thompson, 9/21/80

Passing Play

54 yards (TD) by Bill Munson
to Charlie Sanders, 12/2/73

Kickoff Return

61 yards by Mel Gray,
9/26/93

Punt

67 yards by Pat Studstill,
10/1/67

Punt Return

43 yards by Charlie West,
12/21/75

Interception Return

26 yards by Levi Johnson,
12/21/75

Field Goal

52 yards by Errol Mann,
12/2/73

DETROIT'S SERIES AGAINST ARIZONA

28 Wins, 17 Losses, 5 Ties

10-5-30*	T	0-0	11-21-37	W	16-7	10-17-43	W	7-0	10-1-67	L	28-38	12-12-93	W	21-14
10-26-30	L	13-23	10-23-38*	W	10-0	9-23-45	W	10-0	11-16-69*	W	20-0	9-17-95*	L	17-20
9-23-31*	W	13-3	11-20-38	W	7-3	9-30-46	L	14-34	12-2-73	W	20-16	(*Lions home game)		
11-22-31	L	19-20	9-10-39*	W	21-13	10-13-46*	L	14-36	12-21-75*	L	13-24			
10-2-32*	T	7-7	10-1-39	W	17-3	9-28-47	L	21-45	12-3-78	L	14-21	Note: From 1930-33, the Lions were the Portsmouth Spartans.		
10-1-33*	W	7-6	9-15-40	T	0-0	11-9-47*	L	7-17	9-21-80*	W	20-7			
9-30-34*	W	6-0	10-6-40*	W	43-14	11-7-48	L	20-56	12-7-80	L	23-24			
11-11-34	W	17-13	9-27-41	T	14-14	11-25-48*	L	14-28	9-10-89*	L	13-16			
9-29-35*	T	10-10	11-30-41*	W	21-3	10-23-49	W	24-7	9-26-93*	W	26-20			
11-3-35	W	7-6	9-20-42	L	0-13	11-6-49*	L	19-42						
9-27-36*	W	39-0	10-18-42*	L	0-7	12-6-59*	W	45-21						
11-22-36	W	14-7	9-19-43*	W	35-17	11-12-61	W	45-14						

NOTEWORTHY: DETROIT vs. ARIZONA

- Detroit's series with the Cardinals is the oldest in the history of the Lions' franchise. The first game was played on October 5, 1930 between the Portsmouth Spartans and the Chicago Cardinals.
- The Lions own a 28-17-5 advantage over the Cardinals in the series that dates back to a scoreless tie on October 5, 1930, between the Spartans and the Chicago Cardinals. The Spartans became the Detroit Lions in 1934 and that series kicked off with a 6-0 Lions victory over the Chicago Cardinals on September 30, 1934.
- In all, the Portsmouth Spartans were 2-2-2 vs. the Chicago Cardinals, Detroit registered a 19-9-3 mark against the Cardinals, a 5-4 record over the St. Louis Cardinals, and a 2-2 mark since the Cardinals moved to Phoenix.
- The teams met twice in 1993 with Detroit winning both contests, 26-20 in the Silverdome Sept. 26, and 21-14 in Phoenix Dec. 12.

Atlanta Falcons

LIONS ALL-TIME BESTS vs. FALCONS

FALCONS '97 SCHEDULE	
8/31	at Detroit
9/7	CAROLINA
9/14	OAKLAND
9/21	at San Francisco
9/28	DENVER
10/5	OPEN DATE
10/12	at New Orleans
10/19	SAN FRANCISCO
10/26	at Carolina
11/2	ST. LOUIS
11/9	TAMPA BAY
11/16	at St. Louis
11/23	NEW ORLEANS
11/30	at Seattle
12/7	at San Diego
12/14	PHILADELPHIA
12/21	at Arizona

1996 RESULTS (3-13)

at Carolina	L, 6-29
Minnesota	L, 17-23
Philadelphia	L, 18-33
at San Francisco	L, 17-39
at Detroit	L, 24-28
Houston	L, 13-23
at Dallas	L, 28-32
Pittsburgh	L, 17-20
Carolina	W, 20-17
at St. Louis	L, 16-59
New Orleans	W, 17-15
at Cincinnati	L, 31-41
San Francisco	L, 10-34
at New Orleans	W, 31-15
St. Louis	L, 27-34
at Jacksonville	L, 17-19

PUBLIC RELATIONS

Charlie Taylor/Frank Kleha/Gary Gienn
Suwannee Road at I-85
Suwannee, GA 30174
(404) 945-1111

Rushing

Most Carries
30 by Rick Kane, 11/13/77

Most Yards Gained
158 by Barry Sanders, 12/24/89

Most Rushing TDs
3 by Barry Sanders, 12/24/89

Passing

Most Attempts
50 by Scott Mitchell, 11/5/95

Most Completions
23 by Gary Danielson, 10/5/80
by Scott Mitchell, 11/5/95

Most Yards Gained
348 by Gary Danielson, 10/5/80

Most Passes Had Intercepted
3 by Greg Landry, 10/8/72

Most TD Passes
3 by Bill Munson, 12/8/68
by Gary Danielson, 10/5/80
by Eric Hipple, 9/8/85
by Scott Mitchell, 9/4/94
by Scott Mitchell, 10/6/96

Receiving

Most Passes Received
9 by Herman Moore, 11/5/95

Most Yards Gained
176 by Herman Moore, 11/5/95

Most Receiving TD's

2 by Fred Scott, 10/5/80
by Jeff Chadwick, 9/8/85
by Anthony Carter, 9/4/94
by Herman Moore, 10/6/96

Interceptions

Most Passes Intercepted
2 by Tom Vaughn, 12/8/68
by Dick LeBeau, 10/3/71
by James Hunter, 11/13/77
by Duane Galloway, 9/13/87

Scoring

Most Points
18 by Bill Gambrell, 12/8/68
by Barry Sanders, 12/24/89

Most TDs

3 by Bill Gambrell, 12/8/68
by Barry Sanders, 12/24/89

Most FGs

3 by Jason Hanson, 9/5/93

Punting

Most Punts
8 by Herman Weaver, 10/1/73
by Larry Swider, 9/23/79

Punt Returns

Most Returns
6 by Mel Gray, 9/16/90
by Mel Gray, 9/5/93

Most Yards Returned
109 by Pete Mandley, 12/21/86

Kickoff Returns

Most Returns
7 by John Arnold, 10/5/80

Most Yards Returned
125 by Ron Jessie, 10/3/71

Longest Plays

Rushing Play
57 yards by Larry Walton, 10/1/73

Passing Play
82 yards from Greg Landry to Ron Jessie, 10/8/72

Punt

64 yards by Greg Montgomery, 9/4/94

Punt Return

81 yards by Pete Mandley, 12/21/86

Kickoff Return

97 yards by Ron Jessie, 10/3/71

Interception Return

45 yards by Lem Barney, 10/22/67

Field Goal

48 yards by Ed Murray, 9/9/84

Lions' Record

* Post-season Game

DETROIT'S SERIES AGAINST ATLANTA

19 Wins, 6 Losses, 0 Ties

DATE	W-L SCORE	10-1-73*	W	31-6	9-18-83*	L	14-30	9-16-90	W	21-14		
9-25-66*	W	28-10		9-28-75	W	17-14	9-9-84	W(OT)	27-24	9-5-93*	W	30-13
10-22-67*	W	24-3		9-19-76*	W	24-10	9-8-85	W	28-27	9-4-94*	W(OT)	31-28
12-8-68	W	24-7		11-13-77	L	6-17	12-21-86*	L	6-20	11-5-95	L	22-34
11-9-69*	W	27-21		10-15-78	L	0-14	12-27-87	W	30-13	10-6-96*	W	24-28
10-3-71*	W	41-38		9-23-79*	W	24-23	9-4-88*	W	31-17			
10-8-72	W	26-23		10-5-80	L	28-43	12-24-89	W	31-24			(*Lions home game)

NOTEWORTHY: DETROIT vs. ATLANTA

- The Lions and Falcons have met in the regular season opener or closer seven times in the last 10 years. The two teams opened or closed the season every year from 1985-89.
- The Lions have dominated the series against the Falcons, earning an 19-6 record. The initial meeting took place on Sept. 25, 1966, Atlanta's inaugural season, with the Lions running away with a 28-10 win. Detroit went on to win the first nine contests in the series.
- The Lions are 12-3 at home (5-0 in Tiger Stadium; 6-3 in the Silverdome). Detroit has won seven of the last eight games.

RAVENS '97 SCHEDULE

8/31	JACKSONVILLE
9/7	CINCINNATI
9/14	at NY Giants
9/21	at Houston
9/28	at San Diego
10/5	PITTSBURGH
10/12	OPEN DATE
10/19	MIAMI
10/26	at Washington
11/2	at NY JETS
11/9	at Pittsburgh
11/16	PHILADELPHIA
11/23	ARIZONA
11/30	at JACKSONVILLE
12/7	SEATTLE
12/14	HOUSTON
12/21	at Cincinnati

1996 RESULTS (4-12)

Oakland	W, 19-14
at Pittsburgh	L, 17-31
at Houston	L, 13-29
New Orleans	W, 17-10
New England	L, 46
at Indianapolis	L, 21-26
at Denver	L, 34-45
St. Louis	W, 37-31 OT
Cincinnati	L, 21-24
at Jacksonville	L, 27-30
at San Francisco	L, 20-38
Jacksonville	L, 25-28 OT
Pittsburgh	W, 31-17
at Cincinnati	L, 14-21
at Carolina	L, 16-27
Houston	L, 21-24

PUBLIC RELATIONS

Kevin Byrne/
Francine Lubera
11001 Owing Mills Road
Owing Mills, MD 21117
(410) 654-6200

Baltimore Ravens

RAVENS STAFF DIRECTORY

Administration

Owner Art Modell

Coaching Staff

Head Coach Ted Marchibroda
 Assistant Head Coach Offense Kirk Ferentz
 Defensive Coordinator Marvin Lewis
 Linebackers Maxie Baughan
 Defensive Line Jacob Burney
 Tight Ends/Offensive Line Assistant Pat Hill
 Running Backs Al Lavan
 Quality Control - Offense Eric Mangini
 Special Teams Scott O'Brien
 Secondary Alvin Reynolds
 Quality Control - Defense Jim Schwartz
 Strength & Conditioning/Quality Control
 Special Teams John Settle
 Receivers Mike Sheppard
 Strength & Conditioning Jerry Simmons
 Quarterbacks Don Strock

Buffalo Bills

LIONS ALL-TIME BESTS vs. BILLS

BILLS '97 SCHEDULE

8/31	MINNESOTA
9/7	at NY Jets
9/14	at Kansas City
9/21	INDIANAPOLIS
9/28	OPEN DATE
10/5	DETROIT
10/12	at New England
10/20	at Indianapolis (Mon.)
10/26	DENVER
11/2	MIAMI
11/9	NEW ENGLAND
11/17	at Miami (Mon.)
11/23	at Houston
11/30	NY JETS
12/7	at Chicago
12/14	JACKSONVILLE
12/20	at Green Bay (Sat.)

1996 RESULTS (10-6)

at NY Giants	W, 23-20	OT
New England	W, 17-10	
at Pittsburgh	L, 6-24	
Dallas	W, 10-7	
Indianapolis	W, 16-13	OT
Miami	L, 7-21	
at NY Jets	W, 25-22	
at New England	L, 25-28	
Washington	W, 38-13	
at Philadelphia	W, 24-17	
Cincinnati	W, 31-17	
NY Jets	W, 35-10	
at Indianapolis	L, 10-13	OT
at Seattle	L, 18-26	
at Miami	L, 14-16	
Kansas City	W, 20-9	
Playoffs		
Jacksonville	L, 27-30	

PUBLIC RELATIONS

Denny Lynch/Scott Berchtold
One Bills Drive
Orchard Park, NY 14127
(716) 648-1800

Rushing

Most Carries
27 by Dexter Bussey,
11/25/76

Most Yards Gained
139 by Dexter Bussey,
10/28/79

Most Rushing TDs
1 by several players; most
recent Barry Sanders,
11/24/94

Passing

Most Attempts
36 by Erik Kramer, 12/22/91

Most Completions
20 by Dave Krieg, 11/24/94

Most Yards Gained
351 by Dave Krieg, 11/24/94

Most Touchdowns
3 by Greg Landry, 12/10/72
by Dave Krieg, 11/24/94

Most Passes Had Intercepted
2 by Erik Kramer, 12/22/91

Receiving

Most Passes Received
7 by Herman Moore,
11/24/94

Most Yards Gained
169 by Herman Moore,
11/24/94

Most Receiving TDs
2 by David Hill, 11/25/76

Interceptions

Most Passes Intercepted
2 by Willie Clay, 11/24/94

Scoring

Most Points
12 by David Hill, 11/25/76

Most TDs
2 by David Hill, 11/25/76

Most Field Goals
2 by Bennie Ricardo,
11/25/76

Punt Returns

Most Returns
3 by Lem Barney, 11/25/76

Most Yards Returned
56 by Lem Barney, 11/25/76

Kickoff Returns

Most Returns
3 by Ken Callicut, 10/28/79
by Mel Gray, 11/24/94

Most Yards Returned
67 by Mel Gray, 11/24/94

Punting

Most Punts
6 by Jim Arnold, 12/22/91

Longest Plays

Rushing Play
38 yards by Dexter Bussey,
10/28/79

Passing Play
51 yards by Dave Krieg to
Herman Moore, 11/24/94

Kickoff Return
35 yards by Mel Gray,
11/24/94

Punt
56 yards by Herman Weaver,
11/25/76

Punt Return
30 yards by Lem Barney,
11/25/76

Interception Return
28 yards (TD) by Willie Clay,
11/24/94

Field Goal
40 yards by Bennie Ricardo,
10/28/79

DETROIT'S SERIES AGAINST BUFFALO

3 Wins, 1 Loss, 1 Tie

DATE	W-L SCORE
12-10-72	T 21-21
11-25-76*	W 27-14
10-28-79*	L 17-20
12-22-91W(OT)	17-14
11-24-94*	W 35-21

(*Lions home game)

NOTEWORTHY: DETROIT vs. BUFFALO

- Two of the five games have been played on Thanksgiving Day.
- In the 1976 meeting, O.J. Simpson put on one of the greatest individual performances in the history of pro football as he rushed for a then NFL record 273 yards. Simpson's historic Thanksgiving Day performance wasn't enough, though, as the Lions prevailed 27-14.
- Bills' owner Ralph C. Wilson grew up in Detroit and at one time was a Lions' shareholder. He attended the University of Michigan law school. Wilson is Chairman of Ralph C. Wilson Industries and resides in Michigan.

PANTHERS '97 SCHEDULE

8/31 WASHINGTON
 9/7 at Atlanta
 9/14 at San Diego
 9/21 KANSAS CITY
 9/29 SAN FRANCISCO
 (Mon.)
 10/5 OPEN DATE
 10/12 at Minnesota
 10/19 at New Orleans
 10/26 ATLANTA
 11/2 OAKLAND
 11/9 at Denver
 11/16 at San Francisco
 11/23 at St. Louis
 11/30 NEW ORLEANS
 12/8 at Dallas (Mon.)
 12/14 GREEN BAY
 12/20 ST. LOUIS (Sat.)

1996 RESULTS (12-4)

Atlanta W, 29-6
 at New Orleans W, 22-20
 San Francisco W, 23-7
 at Jacksonville L, 14-24
 at Minnesota L, 12-14
 St. Louis W, 45-13
 New Orleans W, 19-7
 at Philadelphia L, 9-20
 at Atlanta L, 17-20
 NY Giants W, 27-17
 at St. Louis W, 20-10
 at Houston W, 31-6
 Tampa Bay W, 24-0
 at San Francisco W, 30-24
 Baltimore W, 27-16
 Pittsburgh W, 18-14

Playoffs

Dallas W, 26-17
 at Green Bay @ L, 13-30
 @ NFC Championship

PUBLIC RELATIONS

Charlie Dayton/Lex Sant/
 Bruce Speight
 Suite 1600
 227 West Trade St.
 Charlotte, NC 28202
 (704) 358-7000

Carolina Panthers

PANTHERS STAFF DIRECTORY

Administration

Owner and Founder Jerry Richardson
 President Mike McCormack
 General Manager Bill Polian

Coaching Staff

Head Coach Dom Capers
 Defensive Coordinator Vic Fangio
 Offensive Coordinator Joe Pendry
 Tight Ends Don Breaux
 Defensive Backs George Catavolis
 Outside Linebackers Billy Davis
 Defensive Line Cary Goodette
 Running Backs Chick Harris
 Offensive Line Jim McNally
 Strength and Conditioning Chip Morton
 Special Teams Brad Seely
 Quality Control-Offense John Shoop
 Linebackers Kevin Steele
 Wide Receivers Richard Williamson

Chicago Bears

LIONS ALL-TIME BESTS vs. BEARS

BEARS '97 SCHEDULE

9/1	at Green Bay (Mon.)
9/7	MINNESOTA
9/14	DETROIT
9/21	at New England
9/28	at Dallas
10/5	NEW ORLEANS
10/12	GREEN BAY
10/19	OPEN DATE
10/26	at Miami
11/2	WASHINGTON
11/9	at Minnesota
11/16	NY JETS
11/23	TAMPA BAY
11/27	at Detroit (Thur.)
12/7	BUFFALO
12/14	at St. Louis
12/21	at Tampa Bay

1996 RESULTS (7-9)

Dallas	W, 22-6
at Washington	L, 3-10
Minnesota	L, 14-20
at Detroit	L, 16-35
Oakland	W, 19-17
Green Bay	L, 6-37
at New Orleans	L, 24-27
at Minnesota	W, 15-13
Tampa Bay	W, 13-10
at Denver	L, 12-17
at Kansas City	L, 10-14
Detroit	W, 31-14
at Green Bay	L, 17-28
St. Louis	W, 35-9
San Diego	W, 27-14
at Tampa Bay	L, 19-34

PUBLIC RELATIONS

Bryan Harlan/Phil
Handler/Scott Hagel
Halas Hall at Conway Park
1000 Football Drive
Lake Forest, IL 60045-4829
(847) 295-6600

Rushing

Most Carries
26 by Barry Sanders,
12/10/89

Most Yards Gained
167 by Barry Sanders,
10/23/94

Most Rushing TDs
3 by Greg Landry, 10/1/72

Passing

Most Attempts
45 by Bobby Layne, 11/5/50

Most Completions
26 by Scott Mitchell, 12/4/95

Most Yards Gained
374 by Bobby Layne, 11/5/50

Most TD Passes
4 by Bobby Layne, 12/7/52
by Rodney Peete, 12/16/90
by Scott Mitchell, 9/22/96

Most Passes Had Intercepted
4 by Jeff Komlo, 11/4/79

Receiving

Most Passes Received
14 by Herman Moore,
12/4/95

Most Yards Gained
183 by Herman Moore,
12/4/95

Most Receiving TDs

3 by Cloyce Box, 12/7/52

Interceptions

Most Passes Intercepted
3 by Lem Barney, 9/22/68
by Mike Weger, 9/22/68
by Dick Jauron, 11/18/73

Scoring

Most Points
21 by Doak Walker, 9/26/54

Most TDs

3 by Cloyce Box, 12/7/52
by Mel Farr, 10/13/68

Most FGs

3 by several players; most
recent Jason Hanson,
12/20/92

Punting

Most Punts
10 by George Grimes,
10/17/48

Punt Returns

Most Returns
6 by Robbie Martin, 9/12/82

Most Yards Returned

103 by Dick Jauron,
11/24/74

Kickoff Returns

Most Returns
6 by Mel Gray, 9/24/89
Most Yards Returned
177 by Tom Watkins,
10/24/65

Longest Plays

Rushing Play
84 yards by Barry Sanders,
10/23/94

Passing Play

94 yards (TD) by Eric Hipple
to Leonard Thompson,
10/19/81

Kickoff Return

102 yards (TD) by Ron
Jessie, 10/24/71
102 yards (TD) by Mel Gray,
10/23/94

Punt

69 yards by Herman Weaver,
9/12/76

Punt Return

84 yards by Tom Watkins,
10/24/65

Interception Return

102 yards by Bob Smith, TD,
11/24/49

Field Goal

53 yards by Eddie Murray,
10/19/81

DETROIT'S SERIES AGAINST CHICAGO

53 Wins, 76 Losses, 5 Ties

DATE	W-L SCORE	11-22-42*	L	0-42	12-2-56*	W	42-10	12-21-69	W	20-3	10-30-83	W	38-17	
10-22-30*	W	7-6	10-3-43*	L	21-27	12-16-56	L	21-38	10-5-70*	W	28-14	11-18-84	L	14-16
11-30-30	L	6-14	10-31-43	L	14-35	11-24-57*	L	7-27	10-25-70	W	16-10	12-16-84*	L	13-30
11-8-31	L	6-9	10-22-44	T	21-21	12-15-57	W	21-13	10-24-71*	L	23-28	11-10-85	L	3-24
11-29-31*	W	3-0	11-19-44*	W	41-21	11-23-58*	L	7-20	11-21-71	W	28-3	12-22-85*	L	17-37
11-13-32	T	13-13	10-28-45	W	16-10	12-14-58	L	16-21	10-1-72	W	38-24	10-26-86	L	7-13
11-27-32*	T	7-7	11-11-45	W	35-28	11-22-59*	L	14-24	11-5-72*	W	14-0	12-15-86*	L	13-16
12-18-32	L	0-9	11-24-46	L	6-42	12-13-59	L	14-25	11-18-73	W	30-7	11-22-87	L	10-30
11-26-33	L	14-17	12-8-46*	L	24-45	11-20-60	L	7-28	12-9-73*	W	40-7	10-9-88*	L	7-24
12-3-33*	L	7-17	10-19-47	L	24-33	12-18-60*	W	36-0	9-15-74	L	9-17	12-11-88	L	12-13
11-29-34*	L	16-19	11-27-47*	L	14-34	10-8-61*	L	17-31	11-24-74*	W	34-17	9-24-89*	L	27-47
12-2-34	L	7-10	10-17-48	L	0-28	12-3-61	W	16-15	10-12-75*	W	27-7	12-10-89	W	27-17
11-24-35	T	20-20	12-5-48*	L	14-42	10-28-62*	W	11-3	12-7-75	L	21-25	12-2-90	L(OT)	17-23
11-28-35	W	14-2	11-13-49	L	24-27	12-16-62	L	0-3	9-12-76	L	3-10	12-16-90*	W	38-21
10-25-36	L	10-12	11-24-49*	L	7-28	9-29-63*	L	21-37	11-21-76*	W	14-10	11-3-91	L	10-20
11-26-36	W	13-7	11-5-50*	L	21-35	12-15-63	L	14-24	9-18-77	L	10-30	11-28-91*	W	16-6
10-24-37	L	20-28	12-10-50	L	3-6	10-18-64	W	10-0	11-24-77*	L	14-31	9-6-92	L	24-27
11-25-37*	L	0-13	10-28-51*	L	23-28	11-26-64*	L	24-27	10-17-78*	L	0-19	12-20-92*	W	16-3
11-20-38	W	13-7	11-11-51	W	41-28	10-24-65	L	10-38	9-29-78	W	21-17	11-25-93*	L	6-10
11-24-38*	W	14-7	11-23-52	L	23-24	11-21-65*	L	10-17	11-4-79	L	7-35	12-26-93	W	20-14
10-29-39	W	10-0	12-7-52*	W	45-21	9-11-66*	W	14-3	11-22-79*	W	20-0	10-23-94*	W	21-16
11-12-39*	L	13-23	11-22-53	W	20-16	11-6-66	T	10-10	10-19-80	L	7-24	11-20-94	L	10-20
10-13-40	L	0-7	12-6-53*	W	13-7	10-15-67	L	3-14	11-27-80*	L(OT)	17-23	11-19-95	W	24-17
11-10-40*	W	17-14	9-26-54*	W	48-23	11-5-67*	L	13-27	10-19-81*	W	48-17	12-4-95*	W	27-7
10-19-41	L	0-49	12-12-54	L	24-28	9-22-68*	W	42-0	11-22-81	W	23-7	9-22-96*	W	35-16
11-23-41*	L	7-24	11-20-55*	L	14-24	10-13-68	W	28-10	9-12-82*	W	17-10	11-24-96	L	14-31
11-1-42	L	0-16	12-4-55	L	20-21	10-19-69*	W	13-7	11-21-82	L	17-20			
									10-16-83*	W	31-17			

(*Lions home game)

BENGALS '97 SCHEDULE

8/31	ARIZONA
9/7	at Baltimore
9/14	OPEN DATE
9/21	at Denver
9/28	NY JETS
10/5	at Jacksonville
10/12	at Houston
10/19	PITTSBURGH
10/26	at NY Giants
11/2	SAN DIEGO
11/9	at Indianapolis
11/16	at Pittsburgh
11/23	JACKSONVILLE
11/30	at Philadelphia
12/4	HOUSTON (Thur.)
12/14	DALLAS
12/21	BALTIMORE

1996 RESULTS (8-8)

at St. Louis	L, 16-26
at San Diego	L, 14-27
New Orleans	W, 30-15
Denver	L, 10-14
Houston	L, 27-30 OT
at Pittsburgh	L, 10-20
at San Francisco	L, 21-28
Jacksonville	W, 28-21
at Baltimore	W, 24-21
Pittsburgh	W, 34-24
at Buffalo	L, 17-31
Atlanta	W, 41-31
at Jacksonville	L, 27-30
Baltimore	W, 21-14
at Houston	W, 21-13
Indianapolis	W, 31-24

PUBLIC RELATIONS

Jack Brennan/P.J. Combs
200 Riverfront Stadium
Cincinnati, OH 45202
(513) 621-3550

Cincinnati Bengals

LIONS ALL-TIME BESTS vs. BENGALS

Rushing

Most Carries
29 by Barry Sanders,
11/22/92

Most Yards Gained
151 by Barry Sanders,
11/22/92

Most Rushing TDs
1 by several players; most
recent Barry Sanders,
11/22/92

Passing

Most Attempts
33 by Eric Hipple, 11/2/86

Most Completions
23 by Eric Hipple, 11/2/86

Most Yards Gained
287 by Eric Hipple, 11/2/86

Most Passes Had Intercepted
3 by Erik Kramer, 11/22/92

Most TD Passes
2 by Bill Munson, 9/27/70
by Eric Hipple, 11/2/86

Receiving

Most Passes Received
6 by Jeff Chadwick, 11/2/86

Most Yards Gained
100 by Jeff Chadwick,
11/2/86

Most Receiving TD's

1 by several players; most
recent Jimmie Giles, 11/2/86
& Leonard Thompson,
11/2/86

Interceptions

Most Passes Intercepted
1 by several players; most
recent Melvin Jenkins,
11/22/92 & William White,
11/22/92

Scoring

Most Points
13 by Jason Hanson,
11/22/92

Most TDs
2 by Mel Farr, 9/27/70

Most FGs
4 by Jason Hanson,
11/22/92

Punting
Most Punts
8 by Jim Arnold, 11/19/89

Punt Returns
Most Returns
5 by Lem Barney, 9/27/70

Most Yards Returned
74 by Lem Barney, 9/27/70

Kickoff Returns

Most Returns
3 by Jimmie Jones, 12/8/74
by Oscar Smith, 11/2/86

Most Yards Returned
110 by Jimmie Jones,
12/8/74

Longest Plays

Rushing Play
36 yards by Mel Farr,
9/27/70

Passing Play
69 yards by Rodney Peete to
Robert Clark, 11/19/69

Kickoff Return
59 yards by Jimmie Jones,
12/8/74

Punt
62 yards by Jim Arnold,
11/22/92

Punt Return
61 yards (TD) by Lem
Barney, 9/27/70

Interception Return
15 yards by Bruce McNorton,
12/11/83

Field Goal
54 yards by Eddie Murray,
12/11/83*

* Ties Lions' Record

DETROIT'S SERIES AGAINST CINCINNATI

3 Wins, 3 Losses, 0 Ties

DATE	W-L	SCORE
9-27-70*	W	38-3
12-8-74	W	23-19
12-11-83	L	9-17
11-2-86*	L	17-24
11-19-89	L	7-42
11-22-92	W	19-13

(*Lions home game)

NOTEWORTHY: DETROIT vs. CINCINNATI

- The Lions and Bengals have met every year in preseason since 1970. The two teams have played 27 preseason games, the second-most the Lions have played against any team, with the Bengals holding a 15-12 series edge.
- In the Lions' November 22, 1992 game at Cincinnati, running back Barry Sanders passed Billy Sims to become the Detroit's all-time leading rusher.
- In the initial meeting of the series, the Lions jumped out to 31-0 halftime lead and never looked back as they trounced the Bengals 38-3. The Detroit defense limited Cincinnati to six first downs and 140 yards on offense. Mel Farr led the Lions with 70 yards on 13 carries.
- An eight-yard TD loss from Greg Landry to Charlie Sanders with 29 seconds remaining gave the Lions a 23-19 victory at Cincinnati in the 1974 matchup.

Dallas Cowboys

LIONS ALL-TIME BESTS vs. COWBOYS

COWBOYS '97 SCHEDULE

8/31 at Pittsburgh
 9/7 at Arizona
 9/15 PHILADELPHIA (Mon.)
 9/21 OPEN DATE
 9/28 CHICAGO
 10/5 at NY Giants
 10/13 at Washington (Mon.)
 10/19 JACKSONVILLE
 10/26 at Philadelphia
 11/2 at San Francisco
 11/9 ARIZONA
 11/16 WASHINGTON
 11/23 at Green Bay
 11/27 HOUSTON (Thur.)
 12/8 CAROLINA (Mon.)
 12/14 at Cincinnati
 12/21 NY GIANTS

1996 RESULTS (10-6)

at Chicago L, 6-22
 NY Giants W, 27-0
 Indianapolis L, 24-25
 at Buffalo L, 7-10
 at Philadelphia W, 23-19
 Arizona W, 17-3
 Atlanta W, 32-28
 at Miami W, 29-10
 Philadelphia L, 21-31
 at San Francisco W, 20-17
 Green Bay W, 21-6
 at NY Giants L, 6-20
 Washington W, 21-10
 at Arizona W, 10-6
 New England W, 12-6
 at Washington L, 10-37

Playoffs

Minnesota W, 40-15
 at Carolina L, 17-26

® NFC Championship Game
 # Super Bowl XXX

PUBLIC RELATIONS

Rich Dalrymple/Brett Daniels
 One Cowboys Parkway
 Irving, TX 75063-4727
 (214) 556-9900

Rushing

Most Carries
 40 by Barry Sanders,
 9/19/94**

Most Yards Gained
 194 by Barry Sanders,
 9/19/94

Most Rushing TDs
 2 by Nick Pietrosante,
 12/11/60
 by Garry James, 11/8/87

Passing

Most Attempts
 38 by Erik Kramer, 1/5/92*

Most Completions
 29 by Erik Kramer, 1/5/92*

Most Yards Gained
 341 by Erik Kramer, 1/5/92*

Most Passes Had Intercepted
 4 by Greg Landry, 9/15/68

Most TD Passes
 3 by Erik Kramer, 1/5/92*

Receiving

Most Passes Received
 8 by Pete Mandley, 11/8/87
 by Willie Green, 1/5/92*

Most Yards Gained
 150 by Gail Cogdill, 10/13/63

Most Receiving TDs
 2 by Gail Cogdill, 10/13/63
 by Willie Green, 1/5/92*

Interceptions

Most Interceptions
 2 by James Griffin, 11/8/87

Scoring

Most Points
 12 by Nick Pietrosante,
 12/10/60
 by Gail Cogdill, 10/13/63
 by Billy Sims, 11/15/81
 by Willie Green, 1/5/92*

Most TDs

2 by Nick Pietrosante,
 12/10/60
 by Gail Cogdill, 10/13/63
 by Billy Sims, 11/15/81
 by Willie Green, 1/5/92*

Most FGs

2 by Eddie Murray, 9/15/85
 by Eddie Murray, 11/8/87
 by Eddie Murray, 10/27/91
 by Jason Hanson, 9/19/94

Punting

Most Punts
 9 by Wilbur Summers,
 10/30/77

Punt Returns

Most Returns
 5 by Bobby Watkins,
 10/13/63
 by Lem Barney, 12/26/70*

Most Yards Returned
 71 by Pete Mandley, 11/8/87

Kickoff Returns

Most Returns
 8 by Mel Gray, 11/8/92**

Most Yards Returned
 178 by Mel Gray, 11/8/92

Longest Plays

Rushing Play
 47 yards (TD) by Barry
 Sanders, 1/5/92*

Passing Play

81 yards (TD) by Eric Hipple
 to Billy Sims, 11/15/81

Kickoff Return

47 yards by Lem Barney,
 9/15/68

Punt

73 yards by Yale Lary,
 10/13/63

Punt Return

61 yards by Pete Mandley,
 11/8/87

Interception Return

96 yards (TD) by Ray
 Crockett, 10/27/91

Field Goal

47 yards by Eddie Murray,
 11/15/81

* Playoff Game

** Lions' Record

DETROIT'S SERIES AGAINST DALLAS

6 Wins, 7 Losses, 0 Ties

DATE	W-L SCORE	10-30-72	L 24-28	9-15-85*	W 26-21	11-8-92*	L 3-37	POST-SEASON (1-1)
12-11-60*	W 23-14	10-6-75*	L 10-36	9-14-86*	L 7-31	9-19-94 W(OT)	20-17	DATE W-L SCORE
10-13-63	L 14-17	10-30-77	L 0-37	11-8-87*	W 27-17			12-26-70 L 0-5
9-15-68	L 13-59	11-15-81*	W 27-24	10-27-91*	W 34-10			1-5-92* W 38-6

(*Lions home game)

NOTEWORTHY: DETROIT vs. DALLAS

- Detroit's first regular season game played in the Pontiac Silverdome was against Dallas. The Cowboys won the Monday Night contest, 36-10.
- The Lions have won five of the last seven meetings with Dallas, not including Detroit's 38-6 win in the 1991 divisional playoff game.
- Lions' running back Barry Sanders set the record for most carries against the Cowboys with 40 (for 194 yards) on September 19, 1994.
- The Lions hold a 5-3 edge at home (4-3 in the Silverdome).
- The Lions' 20-17 overtime win at Dallas was Detroit's first in five tries at Texas Stadium.
- Nick Pietrosante rushed 21 times for 142 yards, including TD runs of 43 and 40 yards, in guiding Detroit to a 23-14 win in 1960, Dallas' inaugural season.
- The Lions snapped their five-game losing streak to the Cowboys in 1981 when Eddie Murray booted a 47-yard field goal as time expired in the game to give Detroit a 27-24 win in the Silverdome — on the controversial "12 men on the field" play by Detroit

BRONCOS '97 SCHEDULE

8/31	KANSAS CITY
9/7	at Seattle
9/14	ST. LOUIS
9/21	CINCINNATI
9/28	at Atlanta
10/6	NEW ENGLAND (Mon.)
10/12	OPEN DATE
10/19	at Oakland
10/26	at Buffalo
11/2	SEATTLE
11/9	CAROLINA
11/16	at Kansas City
11/24	OAKLAND (Mon.)
11/30	at San Diego
12/7	at Pittsburgh
12/15	at San Francisco (Mon.)
12/21	SAN DIEGO

1996 RESULTS (13-3)

NY Jets	W, 31-6
at Seattle	W, 30-20
Tampa Bay	W, 27-23
at Kansas City	L, 14-17
at Cincinnati	W, 14-10
San Diego	W, 28-17
Baltimore	W, 45-34
Kansas City	W, 34-7
at Oakland	W, 22-21
Chicago	W, 17-12
at New England	W, 34-8
at Minnesota	W, 21-17
Seattle	W, 34-7
at Green Bay	L, 6-41
Oakland	W, 24-19
at San Diego	L, 10-16

Playoffs

Jacksonville	L, 27-30
--------------	----------

PUBLIC RELATIONS

Jim Saccomano/Paul Kirk/Richard Stewart
13655 Broncos Parkway
Englewood, CO 80112
(303) 649-9000

Denver Broncos

LIONS ALL-TIME BESTS vs. BRONCOS

Rushing

Most Carries
28 by Billy Sims, 10/11/81

Most Yards Gained
185 by Billy Sims, 10/11/81

Most Rushing TDs
2 by Billy Sims, 10/11/81

Passing

Most Attempts
34 by Chuck Long, 11/1/87

Most Completions
18 by Bob Gagliano, 11/22/90

Most Yards Gained
248 by Bob Gagliano,
11/22/90

Most TD Passes
3 by Bob Gagliano, 11/22/90

Most Passes Had Intercepted
4 by Gary Danielson, 10/7/84

Receiving

Most Passes Received
9 by Billy Sims, 10/7/84

Most Yards Gained
85 by Steve Owens, 11/7/71

Most Receiving TD's
2 by Richard Johnson,
11/22/90

Interceptions

Most Passes Intercepted
1 by Levi Johnson, 11/28/74
by Alvin Hall, 10/11/81
by Bruce McNorton, 10/7/84
by Ray Crockett, 11/22/90

Scoring

Most Points
12 by Billy Sims, 10/11/81
by Richard Johnson,
11/22/90
by Ed Murray, 11/22/90
by Barry Sanders, 11/22/90

Most TDs

2 by Billy Sims, 10/11/81
by Richard Johnson,
11/22/90
by Barry Sanders, 11/22/90

Most FGs
4 by Ed Murray, 11/22/90

Punting

Most Punts
6 by Tom Skladany, 11/23/78
by Tom Skladany, 10/11/81

Punt Returns

Most Returns
2 by Robbie Martin, 10/11/81

Most Yards Returned
18 by Larry Walton, 11/7/71

Kickoff Returns

Most Returns
4 by Gary Lee, 11/1/87

Most Yards Returned
87 by Jimmie Jones,
11/28/74
by Gary Lee, 11/1/87

Longest Plays

Rushing Play
48 yards (TD) by Billy Sims,
10/11/81

Passing Play
76 yards (TD) by Greg Landry to Earl McCullough,
11/7/71

Kickoff Return
40 yards by Mel Gray,
11/22/90

Punt

64 yards by Tom Skladany,
10/11/81

Punt Return
18 yards by Larry Walton,
11/7/71

Interception Return
60 yards (TD) by Alvin Hall,
10/11/81

Field Goal
45 yards by Eddie Murray,
11/22/90

DETROIT'S SERIES AGAINST DENVER

3 Wins, 4 Losses, 0 Ties

DATE	W-L	SCORE	10-7-84*	L	7-28
11-7-71	W	24-20	11-1-87	L	0-34
11-28-74*	L	27-31	11-22-90*	W	40-27
11-23-78*	W	17-14			
10-11-81	L	21-27			(*Lions home game)

NOTEWORTHY: DETROIT vs. DENVER

- Three of the seven regular season games between the Lions and Broncos have been played on Thanksgiving Day and five of the seven games have been in November.
- Denver's 31-27 win in 1974 was the last Thanksgiving Day game played in Tiger Stadium; The Lions moved to the Pontiac Silverdome the next season.
- The Lions have won three of the seven regular-season meetings, including the most recent contest, a 40-27 Thanksgiving Day victory at the Silverdome in 1990.
- The Lions are 1-2 versus the Broncos in preseason contests.
- Detroit posted a 24-20 win on November 7, 1971, the first meeting between the two teams. After a Detroit fumble and interception gave the Broncos a 10-0 halftime lead, the Lions roared back in the second half, scoring on their first two possessions, including a Greg Landry to Earl McCullough 76-yard bomb that gave the Lions the lead.

PACKERS '97 SCHEDULE

9/1 CHICAGO (Mon.)
 9/7 at Philadelphia
 9/14 MIAMI
 9/21 MINNESOTA
 9/28 at Detroit
 10/5 TAMPA BAY
 10/12 at Chicago
 10/19 OPEN DATE
 10/27 at New England (Mon.)
 11/2 DETROIT
 11/9 ST. LOUIS
 11/16 at Indianapolis
 11/23 DALLAS
 12/1 at Minnesota (Mon.)
 12/7 at Tampa Bay
 12/14 at Carolina
 12/20 BUFFALO (Sat.)

1996 RESULTS (13-3)

at Tampa Bay W, 34-3
 Philadelphia W, 39-13
 San Diego W, 42-10
 at Minnesota L, 21-30
 at Seattle W, 31-10
 at Chicago W, 37-6
 San Francisco W, 23-20 OT
 Tampa Bay W, 13-7
 Detroit W, 28-18
 at Kansas City L, 20-27
 at Dallas L, 6-21
 at St. Louis W, 24-9
 Chicago W, 28-17
 Denver W, 41-6
 at Detroit W, 31-3
 Minnesota W, 38-10

Playoffs

San Francisco W, 35-14
 Carolina@ W, 30-13
 New England# W, 35-21
 # NFC Championship Game
 # Super Bowl XXXI

PUBLIC RELATIONS

Lee Rempel/Jeff Blumb/
 Mark Schiefelbein
 1265 Lombardi Avenue
 Green Bay, WI 54304
 (414) 496-5700

Green Bay Packers

LIONS ALL-TIME BESTS vs. PACKERS

Rushing

Most Carries
 36 by Billy Sims, 11/20/83

Most Yards Gained
 189 by Billy Sims, 11/20/83

Most Rushing TDs
 3 by James Jones, 10/9/83

Passing
Most Attempts
 47 by Chuck Long, 10/25/87

Most Completions
 33 by Chuck Long, 10/25/87

Most Yards Gained
 362 by Chuck Long, 10/25/87

Most Passes Had Intercepted
 7 by Frank Sinkwich,
 10/24/43*

Most TD Passes
 4 by Bobby Layne, 11/22/51
 by Greg Landry, 10/10/71

Receiving

Most Passes Received
 10 by Robert Clark, 9/8/91
 by Brett Periman, 1/8/94#

Most Yards Gained
 182 by Bob Mann, 12/11/49

Most Receiving TDs

3 by Cloyce Box, 11/27/52
 by Herman Moore, 10/29/95

Interceptions

Most Passes Intercepted
 3 by Yale Lary, 11/15/53
 by Bobby Watkins, 1/2/83

Scoring

Most Points
 19 by Pat Harder, 11/17/52

Most TDs

3 by Cloyce Box, 11/27/52
 by James Jones, 10/9/83
 by Herman Moore, 10/29/95

Most FGs

5 by Eddie Murray, 9/14/80

Punting

Most Punts
 10 by Jim Arnold, 12/15/91

Punt Returns

Most Returns
 7 by Ken Jenkins, 11/20/83

Most Yards Returned

175 by Jack Christiansen,
 11/22/51

Kickoff Returns

Most Returns
 7 by Gary Lee, 10/25/87

Most Yards Returned

177 by Tom Watkins, 11/7/65

Longest Plays

Rushing Play
 85 yards (TD) by Bob
 Hoernschemeyer, 11/22/51

Passing Play

97 yards (TD) by Bobby
 Layne to Cloyce Box,
 11/26/53

Kickoff Return

96 yards (TD) by Alvin Hall,
 12/12/82

Punt

78 yards by Pat Studstill,
 10/8/67

Punt Return

89 yards (TD) by Jack
 Christiansen, 11/22/51

Field Goal

54 yards by Glenn Presnell,
 10/7/34

playoff game

DETROIT'S SERIES AGAINST GREEN BAY

58 Wins, 68 Losses, 7 Ties

DATE	WL	SCORE	10-1-44#	L	6-27	10-5-58	T	13-13	10-16-72*	L	23-24	11-27-86*	L	40-44
11-2-30	L	13-47	10-29-44*	L	0-14	11-27-58*	W	24-14	12-3-72	L	7-33	10-11-87W(OT)	L	19-16
12-14-30*	T	6-6	10-7-45#	L	21-57	10-4-59	L	10-28	9-23-73	T	13-13	10-25-87*	L	33-34
10-9-32	L	10-15	12-2-45*	W	14-3	11-26-59*	L	17-24	10-28-73*	W	34-0	11-20-88*	W	19-9
12-4-32*	W	19-0	10-27-46#	L	7-10	11-2-60	L	9-28	9-29-74#	L	19-21	12-4-88*	W	30-14
10-8-33	L	0-17	11-17-46*	L	0-9	11-24-60*	W	23-10	10-27-74*	W	19-17	10-29-89#L(OT)	L	23-20
11-12-33*	W	7-0	10-26-47	L	17-34	9-17-61#	W	17-13	9-21-75#	W	30-16	11-12-89*	W	31-22
10-7-34	W	3-0	12-7-47*	L	14-35	11-23-61*	L	9-17	11-16-75*	W	13-10	9-30-90*	L	21-24
11-25-34*	L	0-3	10-3-48	L	21-33	10-7-62	L	7-9	10-3-76	L	14-24	12-22-90	W	24-17
10-20-35#	L	9-13	10-31-48*	W	24-20	11-22-62*	W	26-14	10-31-76*	W	27-6	9-8-91*	W	23-14
11-10-35	L	7-31	10-30-49#	L	14-16	9-22-63#	L	10-31	10-16-77*	W	10-6	12-15-91	W	21-17
11-17-35*	W	20-10	12-11-49*	W	21-7	11-28-63*	T	13-13	12-4-77	L	9-10	11-1-92*	L	13-27
10-18-36	L	18-20	9-17-50	W	45-7	9-28-64*	L	10-14	9-3-78*	L	7-13	12-6-92#	L	10-38
11-29-36*	L	17-26	11-19-50*	W	24-21	11-8-64	L	7-30	10-1-78#	L	14-35	11-21-93#	L	17-26
10-3-37	L	6-26	11-4-51	W	24-17	10-17-65*	L	21-31	10-14-79#	L	16-24	1-2-94*	W	30-20
10-31-37*	L	13-14	11-22-51*	W	52-35	11-7-65	W	12-7	12-15-79*	L	13-18	11-6-94#	L	30-38
10-9-38	W	17-7	10-26-52	W	52-17	10-2-66	L	14-23	9-14-80*	W	29-7	12-4-94*	W	34-31
11-13-38*	L	7-28	11-27-52*	W	48-24	10-30-66*	L	7-31	12-21-80*	W	24-3	10-15-95	L	21-30
10-22-39	L	7-26	11-15-53	W	14-7	9-17-67*	T	17-17	10-25-81*	W	31-27	10-29-95*	W	24-16
12-3-39*	L	7-12	11-26-53*	W	34-15	10-8-67*	L	17-27	12-6-81	L	17-31	11-3-96	L	18-28
10-20-40	W	23-14	11-21-54	W	21-17	9-29-68	W	23-17	12-12-82	W	30-10	12-15-96*	L	3-31
11-24-40*	L	7-50	11-25-54*	W	28-24	10-20-68*	T	14-14	1-2-83*	W	27-24			
9-14-41	L	0-23	9-27-55	L	17-20	10-12-69*	L	17-28	10-9-83*	W	38-14			
10-26-41*	L	7-24	11-24-55*	W	24-10	11-23-69	W	16-10	11-20-83#W(OT)	L	23-20			
10-11-42#	L	7-38	9-30-56	W	20-16	9-20-70	W	40-0	10-28-84	L	9-41	1-8-94*	L	24-28
10-25-42*	L	7-28	11-22-56*	L	20-24	12-20-70*	W	20-0	11-22-84*	W	31-28	12-31-94	L	12-16
10-10-43	L	14-35	10-6-57	W	24-14	10-10-71*	W	31-28	10-6-85	L	10-43			
10-24-43*	L	6-27	11-28-57*	W	18-6	11-1-71#	T	14-14	12-15-85*	L	23-26			
									10-12-86	W	21-14			

POST-SEASON (0-2)

DATE WL SCORE
 1-8-94* L 24-28
 12-31-94 L 12-16

(*Lions home game)

Played in Milwaukee

COLTS '97 SCHEDULE

8/31	at Miami
9/7	NEW ENGLAND
9/14	SEATTLE
9/21	at Buffalo
9/28	OPEN DATE
10/5	NY JETS
10/12	at Pittsburgh
10/20	BUFFALO (Mon.)
10/26	at San Diego
11/2	TAMPA BAY
11/9	CINCINNATI
11/16	GREEN BAY
11/23	at Detroit
11/30	at New England
12/7	at NY Jets
12/14	MIAMI
12/21	at Minnesota

1996 RESULTS (9-7)

Arizona	W, 20-13
at NY Jets	W, 21-7
at Dallas	W, 25-24
Miami	W, 10-6
at Buffalo	L, 13-16 OT
Baltimore	W, 26-21
New England	L, 9-27
at Washington	L, 16-31
San Diego	L, 19-26
at Miami	L, 13-37
NY Jets	W, 34-29
at New England	L, 13-27
Buffalo	W, 13-10 OT
Philadelphia	W, 37-10
at Kansas City	W, 24-19
at Cincinnati	L, 24-31
Playoffs	
at Pittsburgh	L, 14-42

PUBLIC RELATIONS

Craig Kelley/Todd Stewart
7001 West 56th Street
Indianapolis, IN 46254
(317) 297-2658

Indianapolis Colts

LIONS ALL-TIME BESTS vs. COLTS

Rushing

Most Carries
30 by Billy Sims, 9/22/85
by Barry Sanders, 9/22/91

Most Yards Gained
179 by Barry Sanders,
9/22/91

Most Rushing TDs
2 by several players, most
recent Barry Sanders,
9/22/91

Passing

Most Attempts
42 by Bobby Layne, 10/11/55

Most Completions
26 by Bill Munson, 11/10/68

Most Yards Gained
296 by Earl Morrall, 11/10/63

Most Touchdowns
3 by Bobby Layne, 10/16/54
by Tobin Rote, 10/11/59
by Milt Plum, 12/6/64

Most Passes Had Intercepted
4 by Tobin Rote, 9/29/59
by Mill Plum, 9/30/62

Receiving

Most Passes Received
8 by Gail Cogdill, 10/25/64
by Larry Walton, 10/21/73

Most Yards Gained
153 by Terry Barr, 9/30/62

Most Receiving TDs
3 by Howard Cassidy,
10/11/59

Interceptions

Most Passes Intercepted
3 by Jack Christiansen,
11/7/53
by Jim David, 10/6/56

Scoring

Most Points
18 by Howard Cassidy,
10/11/59

Most TDs
3 by Howard Cassidy,
10/11/59

Most Field Goals
3 by Jim Martin, 10/23/60
by Ed Murray, 11/16/60

Punt Returns
Most Returns
5 by Pete Mandley, 9/22/85

Most Yards Returned
71 by Yale Lary, 10/19/58

Kickoff Returns

Most Returns
4 by Pat Studstill, 10/25/64

Most Yards Returned
109 by Pat Studstill, 10/25/64

Punting

Most Punts
9 by Wilbur Summers,
12/11/77

Longest Plays

Rushing Play
62 yards (TD) by Amos
Marsh, 11/25/65

Passing Play

99 yards (TD) by Karl
Sweetan to Pat Studstill,
10/16/66

Kickoff Return

60 yards by Altie Taylor,
10/21/73

Punt

67 yards by Yale Lary,
9/24/61

Punt Return

71 yards (TD) by Yale Lary,
10/19/58

Interception Return

80 yards (TD) by Dick Lane,
10/23/60

Field Goal

52 yards by Jim Martin,
10/23/60

DETROIT'S SERIES AGAINST INDIANAPOLIS

18 Wins, 17 Losses, 2 Ties

DATE	W-L	SCORE	10-6-56	W	31-14	10-23-60*	W	30-17	10-25-64*	L	0-34	12-7-69	T	17-17
12-3-50	W	45-21	11-18-56*	W	27-3	12-4-60	W	20-15	12-6-64	W	31-14	10-21-73*	L	27-29
10-3-53	W	27-17	9-29-57	L	14-34	9-24-61	W	16-15	10-10-65	L	7-31	12-11-77	W	13-10
11-7-53*	W	17-7	10-20-57*	W	31-27	10-22-61*	L	14-17	11-25-65*	T	24-24	11-16-80*	L	9-10
10-16-54*	W	35-0	9-28-58	L	15-28	9-30-62	W	29-20	10-16-66	L	14-45	9-22-85	L	6-14
11-6-54	W	27-3	10-19-58*	L	14-40	12-2-62*	W	21-14	11-20-66*	W	20-14	9-22-91	W	33-24
10-1-55	L	13-28	9-27-59	L	9-21	10-20-63*	L	21-25	11-19-67	L	7-41			
11-5-55*	W	24-14	10-11-59*	L	24-31	11-10-63	L	21-24	11-10-68*	L	10-27	(*Lions home game)		

NOTEWORTHY: DETROIT vs. INDIANAPOLIS

- The Colts have made just one regular season appearance in the Silverdome, coming away with a 10-9 win over the Lions in 1980.
- The clubs have met just twice since the Colts moved from Baltimore. The teams have split the two games played in Indianapolis.
- The last two games between the Lions and Colts were played on September 22. The teams played September 22, 1985, with the Colts taking a 14-6 decision. Detroit returned the favor 33-24 on September 22, 1991.
- On Oct. 20, 1957, Bobby Layne threw a 29-yard TD pass to Howard "Hopalong" Cassidy with only 46 seconds left in the game as Detroit overcame a 27-10 fourth quarter deficit to defeat the Colts, 31-27, in one of the greatest comebacks in team history.

JAGUARS '97 SCHEDULE

8/31 at Baltimore
 9/7 NY GIANTS
 9/14 OPEN DATE
 9/22 PITTSBURGH (Mon.)
 9/28 at Washington
 10/5 CINCINNATI
 10/12 PHILADELPHIA
 10/19 at Dallas
 10/26 at Pittsburgh
 11/2 at Houston
 11/9 KANSAS CITY
 11/16 HOUSTON
 11/23 at Cincinnati
 11/30 BALTIMORE
 12/7 NEW ENGLAND
 12/14 at Buffalo
 12/21 at Oakland

1996 RESULTS (9-7)

Pittsburgh W, 24-9
 Houston L, 27-34
 at Oakland L, 3-17
 at New England L, 25-28 OT
 Carolina W, 24-14
 at New Orleans L, 13-17
 NY Jets W, 21-17
 at St. Louis L, 14-17
 at Cincinnati L, 21-28
 Baltimore W, 30-27
 at Pittsburgh L, 3-28
 at Baltimore W, 28-25 OT
 Cincinnati W, 30-27
 at Houston W, 23-17
 Seattle W, 20-13
 Atlanta W, 19-17

Playoffs

at Buffalo W, 30-27
 at Denver W, 30-27
 at New England* L, 6-20
 * - AFC Championship Game

PUBLIC RELATIONS

Dan Edwards/Rick Korch/
 David Auchter
 Alltel Stadium
 One Alltel Place
 Jacksonville, FL 32202
 (904) 633-6000

Jacksonville Jaguars

LIONS ALL-TIME BESTS vs. JAGUARS**Rushing**

Most Carries
 22 by Barry Sanders,
 12/17/95

Most Yards Gained
 76 by Barry Sanders,
 12/17/95

Most Rushing TDs
 2 by Barry Sanders, 12/17/95

Passing
Most Attempts
 28 by Scott Mitchell, 12/17/95

Most Completions
 19 by Scott Mitchell, 12/17/95

Most Yards Gained
 233 by Scott Mitchell,
 12/17/95

Most Passes Had Intercepted
 0 by Scott Mitchell, 12/17/95

Most TD Passes
 2 by Scott Mitchell, 12/17/95

Receiving
Most Passes Received
 6 by Brett Perriman, 12/17/95

Most Yards Gained
 80 by Johnnie Morton,
 12/17/95

Most Receiving TDs
 2 by Johnnie Morton,
 12/17/95

Interceptions
Most Passes Intercepted
 1 by Willie Clay, Van Malone,
 Ryan McNeil, Corey
 Raymond, 11/26/87

Scoring
Most Points
 14 by Jason Hanson,
 12/17/95

Most TDs
 2 by Johnnie Morton,
 12/17/95
 by Barry Sanders, 12/17/95

Most FGs
 3 by Jason Hanson, 12/17/95

Punting
Most Punts
 1 by Mark Royals, 12/17/95

Punt Returns
Most Returns
 2 by Brett Perriman, 12/17/95

Most Yards Returned
 22 by Brett Perriman,
 12/17/95

Longest Plays

Rushing Play
 23 yards by Barry Sanders,
 12/17/95

Passing Play
 27 yards by Scott Mitchell to
 Johnnie Morton, 12/17/95

Kickoff Return
 20 yards by Ron Rivers,
 12/17/95

Punt
 28 yards by Mark Royals,
 12/17/95

Punt Return
 12 yards by Brett Perriman,
 12/17/95

Interception Return
 39 yards by Willie Clay,
 12/17/95

Field Goal
 39 yards by Jason Hanson,
 12/17/95

DETROIT'S SERIES AGAINST JACKSONVILLE

1 Wins, 0 Losses, 0 Ties

DATE W-L SCORE
 12-17-95* W 44-0

(*Lions home game)

NOTEWORTHY: DETROIT vs. JACKSONVILLE

- Detroit's 44-0 win over the Jaguars represents the largest victory margin in Lions' history and the largest in the NFL in 1995.
- Michael Huyghue, Jacksonville's Senior Vice President for Football operations, was previously the Lion's Vice President of Administration/General Counsel.

CHIEFS '97 SCHEDULE

8/31	at Denver
9/8	at Oakland (Mon.)
9/14	BUFFALO
9/21	at Carolina
9/28	SEATTLE
10/5	at Miami
10/12	OPEN DATE
10/16	SAN DIEGO (Thur.)
10/26	at St. Louis
11/3	PITTSBURGH (Mon.)
11/9	at Jacksonville
11/16	DENVER
11/23	at Seattle
11/30	SAN FRANCISCO
12/7	OAKLAND
12/14	at San Diego
12/21	NEW ORLEANS

1996 RESULTS (9-7)

at Houston	W, 20-19
Oakland	W, 19-3
at Seattle	W, 35-17
Denver	W, 17-14
at San Diego	L, 19-22
Pittsburgh	L, 7-17
Seattle	W, 34-16
at Denver	L, 7-34
at Minnesota	W, 21-6
Green Bay	W, 27-20
Chicago	W, 14-10
San Diego	L, 14-28
at Detroit	W, 28-24
at Oakland	L, 7-26
Indianapolis	L, 19-24
at Buffalo	L, 9-20

PUBLIC RELATIONS

Bob Moore/Jim Carr/Brenda Sniezek
One Arrowhead Drive
Kansas City, MO 64129
(816) 924-9300

Kansas City Chiefs

LIONS ALL-TIME BESTS vs. CHIEFS

Rushing

Most Carries
28 by Billy Sims, 10/26/80

Most Yards Gained
155 by Billy Sims, 10/26/80

Most Rushing TDs
1 by several players; most recent Barry Sanders, 11/28/96

Passing

Most Attempts
41 by Chuck Long, 11/26/87

Most Completions
21 by Chuck Long, 11/26/87

Most Yards Gained
247 by Scott Mitchell, 11/28/96

Most Passes Had Intercepted
2 by Greg Landry, 11/25/71
by Gary Danielson, 10/26/80
by Scott Mitchell, 11/28/96

Most TD Passes
2 by Greg Landry, 11/25/71
by Eric Hipple, 11/26/81

Receiving

Most Passes Received
8 by Brett Perriman, 11/28/96

Most Yards Gained
135 by Barry Sanders, 10/14/90

Most Receiving TDs
1 by several players; most recent Johnnie Morton, 11/28/96

Interceptions

Most Passes Intercepted
1 by several players; most recent Bruce McNorton, 11/26/87

Scoring

Most Points
12 by Billy Sims, 10/26/80
by Barry Sanders, 10/14/90

Most TDs
2 by Billy Sims, 10/26/80
by Barry Sanders, 10/14/90

Most FGs
3 by Errol Mann, 11/25/71

Punting

Most Punts
6 by Herman Weaver, 11/23/75

Punt Returns

Most Returns
5 by Rick Kane, 10/26/80

Most Yards Returned
110 by Gary Lee, 11/26/87

Longest Plays

Rushing Play
45 yards (TD) by Billy Sims, 10/26/80

Passing Play
47 yards (TD) by Bob Gagliano to Barry Sanders, 10/14/90

Kickoff Return
48 yards by Glyn Milburn, 11/28/96

Punt
58 yards by Jim Arnold, 10/14/90

Punt Return
22 yards by Pete Mandley, 11/26/87

Interception Return
34 yards by Jimmy Allen, 11/26/81

Field Goal
48 yards by Eddie Murray, 11/26/87

DETROIT'S SERIES AGAINST KANSAS CITY

3 Wins, 5 Losses, 0 Ties

DATE	W-L	SCORE	11-26-81*	W	27-10	11-28-96*	L	24-28
11-25-71	W	32-21	11-26-87*	L	20-27			
11-23-75 L(OT)	21-24		10-23-88	W	7-6			(*Lions home game)
10-26-80	L	17-20	10-14-90	L	24-43			

NOTEWORTHY: DETROIT vs. KANSAS CITY

- The Lions and Chiefs have played four of their eight games on Thanksgiving Day.
- The Lions are 2-2 in home games (1-2 in the Silverdome) against the Chiefs and 1-3 in games played in Kansas City.
- The Lions hold a 6-4 preseason edge in the series against the Chiefs and have won five of the last six preseason matchups dating back to the opening of the Pontiac Silverdome in 1975.
- In the inaugural meeting — and the 1971 Thanksgiving Day classic — Errol Mann contributed three field goals while Greg Landry threw TD passes to Charlie Sanders and Earl McCullough in a 32-21 Lions victory. Running back Ed Podolak scored all three touchdowns for the Chiefs.
- In the first Silverdome meeting between the Lions and Chiefs, Detroit dominated defensively and claimed a 27-10 Thanksgiving win in 1981. The Lions held Kansas City's top-rated rushing attack to just 116 yards and sacked Chief QBs five times.
- Kansas City head coach Marty Schottenheimer was the Lions' linebacker coach in 1978-79.

DOLPHINS '97 SCHEDULE

8/31 INDIANAPOLIS
 9/7 HOUSTON
 9/14 at Green Bay
 9/21 at Tampa Bay
 9/28 OPEN DATE
 10/5 KANSAS CITY
 10/12 at NY Jets
 10/19 at Baltimore
 10/26 CHICAGO
 11/2 at Buffalo
 11/9 NY JETS
 11/17 BUFFALO (Mon.)
 11/23 at New England
 11/30 at Oakland
 12/7 DETROIT
 12/14 at Indianapolis
 12/22 NEW ENGLAND (Mon.)

1996 RESULTS (8-8)

New England	W, 24-10
at Arizona	W, 38-10
NY Jets	W, 36-27
at Indianapolis	L, 6-10
Seattle	L, 15-22
at Buffalo	W, 21-7
at Philadelphia	L, 28-35
Dallas	L, 10-29
at New England	L, 23-42
Indianapolis	W, 37-13
at Houston	W, 23-20
Pittsburgh	L, 17-24
at Oakland	L, 7-17
NY Giants	L, 7-17
Buffalo	W, 36-14
at NY Jets	W, 31-28

PUBLIC RELATIONS

Harvey Graene/Neal
 Gulkis/Scott Stone/Fudge
 Browne
 Joe Robbie Stadium
 2269 N.W. 199th Street
 Miami, FL 33056
 (305)620-5000

Miami Dolphins

LIONS ALL-TIME BESTS vs. DOLPHINS**Rushing**

Most Carries
 36 by James Jones, 10/27/85

Most Yards Gained
 143 by Barry Sanders,
 9/15/91

Most Rushing Tds
 1 by Rodney Peete, 9/15/91

Passing

Most Attempts
 46 by Dave Krieg, 12/25/94

Most Completions
 21 by Dave Krieg, 12/25/94

Most Yards Gained
 239 by Eric Hipple, 10/27/85

Most Passes Had Intercepted
 2 by Jeff Komlo, 12/9/79
 by Dave Krieg, 12/25/94

Most TD Passes
 3 by Eric Hipple, 10/27/85

Receiving

Most Passes Received
 7 by Barry Sanders, 12/25/94

Most Yards Gained
 133 by Leonard Thompson,
 10/27/85

Most Receiving TD's
 1 by several players; most
 recent Aubrey Matthews,
 12/25/94

Interceptions

Most Passes Intercepted
 1 by Jimmy Allen, 12/9/79
 by Levi Johnson, 10/27/85
 by Roosevelt Barnes,
 10/27/85

Scoring

Most Points
 12 by James Jones,
 10/27/85

Most TDs
 2 by James Jones, 10/27/85

Most FGs
 2 by Jason Hanson,
 12/25/94

Punting

Most Punts
 6 by Tom Skladany, 12/9/79

Punt Returns

Most Returns
 4 by Mel Gray, 9/15/91

Most Yards Returned
 49 by Mel Gray, 9/15/91

Kickoff Returns

Most Returns
 4 by John Arnold, 12/9/79

Most Yards Returned
 117 by Johnnie Morton,
 12/25/94

Longest Plays

Rushing Play
 21 yards by Jim Arnold,
 9/15/91

Passing Play
 48 yards by Eric Hipple to L.
 Thompson, 10/27/85

Kickoff Return
 93 yards (TD) by Johnnie
 Morton, 12/25/94

Punt
 55 yards by Mike Black,
 10/27/85

Punt Return
 16 yards by Pete Mandley,
 10/27/85

Interception Return
 18 yards by Levi Johnson,
 10/27/85

Field Goal
 50 yards by Eddie Murray,
 10/27/85

DETROIT'S SERIES AGAINST MIAMI

2 Wins, 3 Losses, 0 Ties

DATE	W-L	SCORE
12-15-73	L	7-34
12-9-79*	L	10-28
10-27-85*	W	31-21
9-15-91*	W	17-13
12-25-94	L	20-27

(*Lions home game)

NOTEWORTHY: DETROIT vs. MIAMI

- Detroit's win over Miami in 1985 was a historic one for the Lions as it marked the first time in NFL history that a club had beaten the Super Bowl participants from the previous year in back-to-back weeks (the Lions had edged the Super Bowl XIX champion San Francisco 49ers, 23-21, only seven days earlier).
- All three of Miami's triumphs over the Lions clinched AFC Eastern Division titles for the Dolphins (in 1973, '79 and '94).
- The first two of the three head coaches in Dolphins' history have ties to Detroit. George Wilson coached the Dolphins from 1966-69; He was an assistant with the Lions from 1949-56 and was the Lions' head coach from 1957-64. Wilson was at the helm when the Lions won their last championship, in 1957. Don Shula was the Dolphins' head coach from 1970-95. He was an assistant, under Wilson, with the Lions from 1960-62.

VIKINGS '97 SCHEDULE

8/31 at Buffalo
 9/7 at Chicago
 9/14 TAMPA BAY
 9/21 at Green Bay
 9/28 PHILADELPHIA
 10/5 at Arizona
 10/12 CAROLINA
 10/19 OPEN DATE
 10/26 at Tampa Bay
 11/2 NEW ENGLAND
 11/9 CHICAGO
 11/16 at Detroit
 11/23 at NY Jets
 12/1 GREEN BAY (Mon.)
 12/7 at San Francisco
 12/14 DETROIT
 12/21 INDIANAPOLIS

1996 RESULTS (9-7)

Detroit W, 27-13
 at Atlanta W, 23-17
 at Chicago W, 20-14
 Green Bay W, 30-21
 at NY Giants L, 10-15
 Carolina W, 14-12
 at Tampa Bay L, 13-24
 Chicago L, 13-15
 Kansas City L, 6-21
 at Seattle L, 23-42
 at Oakland W, 16-13 OT
 Denver L, 17-21
 Arizona W, 41-17
 at Detroit W, 24-22
 Tampa Bay W, 21-10
 at Green Bay L, 10-38

Playoffs

at Dallas L, 15-40

PUBLIC RELATIONS

Dave Pelletier/Bob Hagan/
 Debra Pruitt
 9520 Viking Drive
 Eden Prairie, MN 55344
 (612) 828-6500

Minnesota Vikings

LIONS ALL-TIME BESTS vs. VIKINGS

Rushing

Most Carries
 36 by James Jones, 9/7/86

Most Yards Gained
 220 by Barry Sanders,
 11/24/91

Most Rushing TDs
 4 by Barry Sanders, 11/24/91

Passing

Most Attempts
 47 by Scott Mitchell, 9-10-95

Most Completions
 30 by Scott Mitchell, 11-23-95

Most Yards Gained
 410 by Scott Mitchell, 11-23-95

Most Passes Had Intercepted
 5 by Eric Hipple, 9/25/83

Most TD Passes
 5 by Gary Danielson, 12/9/78

Receiving

Most Passes Received
 12 by Brett Periman, 11/23/95
 by Herman Moore, 9/1/96

Most Yards Gained
 161 by Leonard Thompson,
 12/19/82

Most Receiving TD's

3 by Leonard Thompson,
 12/9/78
 by Leonard Thompson,
 9/23/84

Interceptions

Most Passes Intercepted
 3 by Dick LeBeau, 12/9/62
 by Lem Barney, 12/17/67

Scoring

Most Points
 24 by Barry Sanders,
 11/24/91

Most TDs
 4 by Barry Sanders, 11/24/91

Most FGs
 4 by Eddie Murray, 9/13/87

Punting

Most Punts
 10 by Lem Barney, 11/27/69

Punt Returns
Most Returns
 7 by Pete Mandley, 10/21/84

Most Yards Returned
 105 by Eddie Payton,
 12/17/77

Kickoff Returns

Most Returns
 5 by several players; most
 recent Vernon Turner,
 10/31/93

Most Yards Returned
 184 by Eddie Payton,
 12/17/77

Longest Plays

Rushing Play
 64 yards (TD) by Barry
 Sanders, 12/17/94

Kickoff Return
 98 yards (TD) by Eddie
 Payton (TD), 12/17/77
 98 yards (TD) by Mel Gray
 (TD), 12/17/94

Punt

72 yards by Larry Swider,
 9/30/79

Punt Return

87 yards (TD) by Eddie
 Payton, 12/17/77

Passing Play

53 yards (TD) by Rodney
 Peele to Herman Moore,
 10/31/93

Interception Return

76 yards (TD) by Luther
 Bradley, 12/9/78

Field Goal

51 yards by Eddie Murray,
 11/17/85

DETROIT'S SERIES AGAINST MINNESOTA

25 Wins, 44 Losses, 2 Ties

DATE	W-L	SCORE	12-17-67*	W	14-3	L	10-19-75	L	19-25	9-25-83	L	17-20	11-11-90*	L	7-17
11-19-61	W	37-10	10-6-68	L	10-24	12-14-75*	W	17-10	12-5-83*	W	13-2	10-6-91*	W	24-20	
12-10-61*	W	13-7	11-17-68*	L	6-13	9-26-76*	L	9-10	9-23-84*	L	28-29	11-24-91	W	34-14	
11-18-62	W	17-6	10-26-69	L	10-24	11-7-76	L	23-31	10-21-84	W	16-14	9-13-82*	W	31-17	
12-9-62*	W	37-23	11-27-69*	L	0-27	10-9-77	L	7-14	11-3-85	L	13-16	10-15-92	L	14-31	
10-27-63*	W	28-10	11-1-70*	L	17-30	12-17-77*	L	21-30	11-17-85*	W	41-21	10-31-93	W	30-27	
11-24-63	L	31-34	11-15-70	L	20-24	11-5-78	L	7-17	9-7-86	W	13-10	12-5-93*	L	13-0	
10-11-64	W	24-20	9-20-71*	L	13-16	12-9-78*	W	45-14	11-9-86*	L	10-24	9-11-94	L	3-10	
11-22-64*	T	23-23	12-11-71	L	10-29	9-30-79*	L	10-13	9-13-87	L	19-34	12-17-94*	W	41-19	
9-26-65	W	31-29	9-24-72*	L	10-34	11-18-79	L	7-14	12-20-87*	L	14-17	9-10-95	L	10-20	
12-12-65*	L	7-29	11-12-72	L	14-16	9-28-80*	W	27-7	11-6-88	L	17-44	11-23-95*	W	44-38	
11-13-66	W	32-31	10-7-73*	L	9-23	11-9-80	L	0-34	11-24-88*	L	0-23	9-1-96	L	13-27	
12-11-66*	L	16-28	11-11-73	L	7-28	9-20-81	L	24-26	10-08-89	L	17-24	12-8-96*	L	22-24	
11-12-67	T	10-10	9-22-74*	L	6-7	12-12-81*	W	45-7	10-22-89*	L	7-20				
			10-20-74	W	20-16	12-19-82*	L	31-34	10-7-90	W	34-27				(*Lions home game)

PATRIOTS '97 SCHEDULE

8/31 SAN DIEGO
 9/7 at Indianapolis
 9/14 NY JETS
 9/21 CHICAGO
 9/28 OPEN DATE
 10/6 at Denver (Mon.)
 10/12 BUFFALO
 10/19 at NY Jets
 10/27 GREEN BAY (Mon.)
 11/2 at Minnesota
 11/9 at Buffalo
 11/16 at Tampa Bay
 11/23 MIAMI
 11/30 INDIANAPOLIS
 12/7 at Jacksonville
 12/13 PITTSBURGH (Sat.)
 12/22 at Miami (Mon.)

1996 RESULTS (11-5)

at Miami L, 10-24
 at Buffalo L, 10-17
 Arizona W, 31-0
 Jacksonville W, 28-25 OT
 at Baltimore W, 46-38
 Washington L, 22-27
 at Indianapolis W, 27-9
 Buffalo W, 28-25
 Miami W, 42-23
 at NY Jets W, 31-27
 Denver L, 8-34
 Indianapolis W, 27-13
 at San Diego W, 45-7
 NY Jets W, 34-10
 at Dallas L, 6-12
 at NY Giants W, 23-22

Playoffs

Pittsburgh W, 28-3
 Jacksonville* W, 20-6
 Green Bay# L, 21-35
 *- AFC Championship Game
 #- Super Bowl XXXI

PUBLIC RELATIONS

Don Lowery/Stacey James/
 Barbara Rizzo
 Foxboro Stadium
 Route 1
 Foxboro, MA 02035
 (508) 543-8200

New England Patriots

LIONS ALL-TIME BESTS vs. PATRIOTS
Rushing

Most Carries
 32 by Horace King, 10/10/76
 by Barry Sanders, 9/12/93

Most Yards Gained
 148 by Barry Sanders, 9/12/93

Most Rushing TDs
 2 by Barry Sanders, 9/25/94

Passing

Most Attempts
 29 by Eric Hipple, 12/8/85
 by Scott Mitchell, 9/25/94

Most Completions
 16 by Rodney Peete, 9/12/93

Most Yards Gained
 198 by Greg Landry, 9/26/71

Most Passes Had Intercepted
 3 by Rodney Peete, 9/12/93

Most TD Passes
 3 by Greg Landry, 10/10/76

Receiving

Most Passes Received
 6 by Horace King, 10/10/76

Most Yards Gained
 98 by Leonard Thompson, 10/7/79

Most Receiving TD's
 2 by David Hill, 10/10/76

Interceptions

Most Passes Intercepted
 2 by Levi Johnson, 10/10/76

Scoring

Most Points
 12 by Steve Owens, 9/26/71
 by David Hill, 10/10/76
 by Barry Sanders, 9/25/94

Most TDs

2 by Steve Owens, 9/26/71
 by David Hill, 10/10/76
 by Barry Sanders, 9/25/94

Most FGs

4 by Jason Hanson, 9/12/93

Punting

Most Punts
 8 by Larry Swider, 10/7/79

Punt Returns

Most Returns
 2 by Leonard Thompson,
 10/7/79
 by Pete Mandley, 12/8/85
 by Mel Gray, 9/25/94

Most Yards Returned

25 by Leonard Thompson,
 10/7/79

Kickoff Returns

Most Returns
 4 by A.J. Jones, 12/8/85
 by Mel Gray, 9/12/93
 by Mel Gray, 9/25/94

Most Yards Returned
 103 by Mel Gray, 9/25/94

Longest Plays

Rushing Play
 46 yards by Dexter Bussey,
 10/10/76

Kickoff Return
 38 yards by Bill Triplett,
 9/26/71

Punt

61 yards by Herman Weaver,
 9/26/71

Punt Return

19 yards by Leonard
 Thompson, 10/7/79

Passing Play

82 yards by Scott Hunter to
 Leonard Thompson,
 10/7/79

Interception Return

76 yards by Levi Johnson,
 10/10/76

Field Goal

38 yards by Jason Hanson,
 9/12/93

Lions' Record
DETROIT'S SERIES AGAINST NEW ENGLAND

3 Wins, 3 Losses, 0 Ties

DATE	W-L	SCORE	9-12-93 W(OT)	19-16
9-26-71	W	34-7	9-25-94*	L 17-23
10-10-76*	W	30-10		
10-7-79	L	17-24		(*Lions home game)
12-8-85	L	6-23		

NOTEWORTHY: DETROIT vs. NEW ENGLAND

- The fastest touchdown in Lions' history was scored against the Patriots. Willie Clay recovered a Patriot fumble on the opening kickoff and returned it 15 yards for a touchdown just 11 seconds into the game, September 12, 1993.
- New England has made just two regular season visits to the Pontiac Silverdome with each team claiming a victory.
- Detroit opened their series vs. the Patriots with a 34-7 victory September 26, 1971 in Schaefer Stadium (now Foxboro Stadium). Steve Owens scored two touchdowns for the Lions, including a 74-yard TD reception from Greg Landry. The Detroit defensive unit contributed to the scoring as Mike Lucchi returned an interception 25 yards for a touchdown.
- The Lions are 1-1 at home and 2-2 on the road against the Patriots.
- In 1993, the Lions edged New England in overtime, 19-16, behind the rushing of all-pro running back Barry Sanders and the play of Detroit's special teams, earning Detroit its first 2-0 start since 1985. A 38-yard field goal by Jason Hanson, his fourth successful field goal (22, 26, 23 and 38 yards), was the game-winner.

SAINTS '97 SCHEDULE

8/31	at St. Louis
9/7	SAN DIEGO
9/14	at San Francisco
9/21	DETROIT
9/28	at NY Giants
10/5	at Chicago
10/12	ATLANTA
10/19	CAROLINA
10/26	SAN FRANCISCO
11/2	OPEN DATE
11/9	at Oakland
11/16	SEATTLE
11/23	at Atlanta
11/30	at Carolina
12/7	ST. LOUIS
12/14	ARIZONA
12/21	at Kansas City

1996 RESULTS (3-13)

at San Francisco	L, 11-27
Carolina	L, 20-22
at Cincinnati	L, 15-30
Arizona	L, 14-28
at Baltimore	L, 10-17
Jacksonville	W, 17-13
Chicago	W, 27-24
at Carolina	L, 7-19
San Francisco	L, 17-24
Houston	L, 14-31
at Atlanta	L, 15-17
at Tampa Bay	L, 7-13
St. Louis	L, 10-26
Atlanta	L, 15-31
at NY Giants	W, 17-3
at St. Louis	L, 13-14

PUBLIC RELATIONS

Greg Bense/Robert Gunn
6928 Saints Drive
Metairie, LA 70003
(504) 733-0255

New Orleans Saints

LIONS ALL-TIME BESTS vs. SAINTS

Rushing

Most Carries
24 by Dexter Bussey, 9/25/77

Most Yards Gained
150 by Dexter Bussey,
9/25/77

Most Rushing TDs
2 by Billy Sims, 10/12/80

Passing

Most Attempts
41 by Bill Munson, 11/24/68

Most Completions
27 by Greg Landry, 11/14/76

Most Yards Gained
310 by Greg Landry,
11/14/76

Most Passes Had Intercepted
3 by Bill Munson, 11/8/70

Most TD Passes
2 by several players; most
recent Chuck Long, 9/18/88

Receiving

Most Passes Received
8 by Dexter Bussey, 11/14/76
by Richard Johnson,
12/3/89

Most Yards Gained
248 by Richard Johnson,
12/3/89

Most Receiving TD's
2 by Carl Bland, 9/18/88

Interceptions

Most Passes Intercepted
2 by Lem Barney, 11/19/72
by James Hunter, 10/21/79

Scoring

Most Points
12 by Billy Sims, 10/12/80
by Carl Bland, 9/18/88

Most TDs
2 by Billy Sims, 10/12/80
by Carl Bland, 9/18/88

Most FGs
2 by several players; most
recent Rich Karlis, 10/28/90

Punting

Most Punts
8 by Jim Arnold, 12/3/89

Punt Returns

Most Returns
7 by Walter Stanley, 12/3/89

Most Yards Returned
53 by Walter Stanley,
12/3/89

Kickoff Returns

Most Returns
4 by Bobby Williams, 11/8/70
by Rick Kane, 10/12/80
by Mel Gray, 10/4/92

Most Yards Returned
125 by Rick Kane, 10/12/80

Longest Plays

Rushing Play
48 yards (TD) by Fred Scott,
10/12/80

Kickoff Return

62 yards by Rick Kane,
10/12/80

Punt

57 yards by Jim Arnold,
10/28/90

Punt Return

34 yards by Ray Jarvis,
11/3/74

Passing Play

75 yards by (TD) Bob
Gagliano to Richard Johnson,
12/3/89

Field Goal

43 yards by Wayne Walker,
11/24/68
by Benny Ricardo,
11/14/76
by Steve Mike-Mayer,
9/25/77

DETROIT'S SERIES AGAINST NEW ORLEANS

6 Wins, 7 Losses, 1 Tie

DATE	W-L	SCORE	11-14-76	L	16-17	10-28-90	W	27-10
11-24-68*	T	20-20	9-25-77*	W	23-19	10-4-92*	L	7-13
11-8-70	L	17-19	10-21-79	L	7-17	9-19-93	L	3-14
11-19-72*	W	27-14	10-12-80*	W	24-13			
10-14-73	L	13-20	9-18-88*	L	14-22			
11-3-74*	W	19-14	12-3-89*	W	21-14			

(*Lions home game)

NOTEWORTHY: DETROIT vs. NEW ORLEANS

- In one of the NFL's all-time amazing finishes, New Orleans kicker Tom Dempsey booted a 63-yard field goal as time expired to give the Saints a 19-17 victory in Tulane Stadium on November 8, 1970. Dempsey's mighty boot still stands as the longest field goal in NFL history.
- New Orleans leads the regular season series, which dates back to a 20-20 tie on November 24, 1968 in Detroit, at 7-6-1.
- The home team has generally had the upper hand in the series with Detroit compiling a 5-2-1 mark at home (2-0-1 at Tiger Stadium; 3-2 in the Silverdome) while New Orleans has managed a 5-1 record at home (2-0 at Tulane Stadium; 3-1 in the Superdome).
- Despite a 310-yard passing effort by Detroit's Greg Landry (27 of 38, 2 TDs), the Saints nipped the Lions 17-16 in the Superdome in 1976. Lions' running back Dexter Bussey led all rushers with 82 yards on eight carries.
- The Lions' Richard Johnson tallied 248 yards receiving (second-most in team history) on eight receptions and earned NFC player of the week honors in Detroit's 21-14 win in 1989.

New York Giants

LIONS ALL-TIME BESTS vs. GIANTS

GIANTS '97 SCHEDULE

8/31	PHILADELPHIA
9/7	at Jacksonville
9/14	BALTIMORE
9/21	at St. Louis
9/28	NEW ORLEANS
10/5	DALLAS
10/12	at Arizona
10/19	at Detroit
10/26	CINCINNATI
11/2	OPEN DATE
11/9	at Houston
11/16	ARIZONA
11/23	at Washington
11/30	TAMPA BAY
12/7	at Philadelphia
12/13	WASHINGTON (Sat.)
12/21	at Dallas

1996 RESULTS (6-10)

Buffalo	L, 20-23	OT
at Dallas	L, 0-27	
Washington	L, 10-31	
at NY Jets	W, 13-6	
Minnesota	W, 15-10	
Philadelphia	L, 10-19	
at Washington	L, 21-31	
at Detroit	W, 35-7	
Arizona	W, 16-8	
at Carolina	L, 17-27	
at Arizona	L, 23-31	
Dallas	W, 20-6	
at Philadelphia	L, 0-24	
at Miami	W, 17-7	
New Orleans	L, 3-17	
New England	L, 22-23	

PUBLIC RELATIONS

Pat Hanlon/Tom Power/
Aaron Salkin
Giants Stadium
East Rutherford, NJ 07073
(201) 935-8111

Rushing

Most Carries
26 by Billy Sims, 11/25/82
by Barry Sanders, 10/30/94

Most Yards Gained
146 by Barry Sanders,
10/30/94

Most Rushing TDs
1 by several players; most
recent Scott Mitchell,
10/27/96

Passing
Most Attempts
49 by Harry Gilmer, 12/11/55

Most Completions
21 by Bob Gagliano, 9/17/89

Most Yards Gained
344 by Bob Gagliano, 9/17/89

Most TD Passes
3 by Karl Sweetan, 12/10/67
by Greg Landry, 9/17/72

Most Passes Had Intercepted
3 by Gary Danielson, 11/25/82
by Bob Gagliano, 9/17/89
by Scott Mitchell, 10/30/94
by Scott Mitchell, 10/27/96

Receiving
Most Passes Received
9 by Richard Johnson, 9/17/89
by Herman Moore, 10/30/94

Most Yards Gained
172 by Richard Johnson,
9/17/89

Most Receiving TDs
2 by Herman Moore, 10/30/94

Interceptions
Most Passes Intercepted
2 by Bruce McNorton, 11/7/83

Scoring
Most Points
12 by Errol Mann, 9/17/72
by Herman Moore,
10/30/94

Most TDs
2 by Herman Moore, 10/30/94

Most FGs
3 by Errol Mann, 9/17/72

Punting
Most Punts
8 by Jim Arnold, 10/16/88
by Jim Arnold, 10/30/88

Punt Returns
Most Returns
3 by several players; most
recent Glyn Milburn,
10/27/96

Most Yards Returned
82 by Lem Barney, 9/28/69

Kickoff Returns

Most Returns
4 by Jimmie Jones, 11/17/74
by Glyn Milburn, 10/27/96

Most Yards Returned
130 by Jimmie Jones,
11/17/74

Longest Plays
Rushing Play
62 yards by Barry Sanders,
10/30/94

Passing Play
71 yards (TD) by Bob
Gagliano to Richard Johnson,
9/17/89

Kickoff Return
56 yards by Jimmie Jones,
11/17/74

Punt
85 yards by Bill Shepherd,
11/15/36

Punt Return
74 yards (TD) by Lem
Barney, 9/28/69

Interception Return
48 yards (TD) by Mike
Johnson, 10/30/94

Field Goal
48 yards by Wayne Walker,
10/4/64

DETROIT'S SERIES AGAINST NEW YORK GIANTS

18 Wins, 16 Losses, 1 Tie

DATE	W-L SCORE	11-1-36	L	7-14	12-13-53	W	27-16	12-5-76	L	10-24	POST-SEASON (1-0)	
11-5-30*	L	6-19		11-15-36*	W	38-0	12-11-55*	L	19-24	11-25-82*	L	6-13
9-30-31*	W	14-6		11-14-37	W	17-0	12-7-58*	L	17-19	11-7-83*	W	15-9
11-1-31	L	0-14		11-5-39*	W	18-14	10-21-62	L	14-17	10-16-88	L	10-30
9-25-32*	W	7-0		11-9-41	L	13-20	10-4-64*	W	26-3	10-30-88*(L)OT	W	10-13
10-30-32	W	6-0		11-7-43	T	0-0	12-10-67	W	30-7	9-17-89	L	24-14
9-24-33*	W	17-7		11-18-45	L	14-35	9-28-69*	W	24-0	11-18-90	L	0-20
11-5-33	L	10-13		11-2-47*	W	35-7	9-17-72*	W	30-16	10-31-94*(W)OT	W	28-25
9-23-34*	W	9-0		11-20-49	W	45-21	11-17-74*	W	20-19	10-27-96*	L	7-35

(*Lions home game)
(# NFL Championship Game)

NOTEWORTHY: DETROIT vs. GIANTS

- The Giants were the opposition in the Lions' first game in Detroit. The Lions won the game, 9-0, September 23, 1934 at University of Detroit Stadium.
- Detroit claimed its first NFL championship with a 26-7 win over the defending champion Giants, December 15, 1935. The contest marks the only time the two teams have met in post-season action.
- The Lions hold an 18-16-1 lead in the series which dates back to a 19-6 New York victory on Nov. 5, 1930, when the Lions were known as the Portsmouth Spartans.
- The Giants have a 10-6-1 (4-1 in Giants Stadium) advantage at home while the Lions have fared better in Detroit, posting a 12-6 mark at home (1-3 in the Silverdome).
- Errol Mann's 37-yard field goal with two seconds remaining gave the Lions a come-from-behind 20-19 win in 1974.
- Lawrence Taylor's 97-yard interception return with 10 minutes remaining in the game was the difference in the 1982 meeting as New York held off the Lions, 13-6.

JETS '97 SCHEDULE

8/31	at Seattle
9/7	BUFFALO
9/14	at New England
9/21	OAKLAND
9/28	at Cincinnati
10/5	at Indianapolis
10/12	MIAMI
10/19	NEW ENGLAND
10/26	OPEN DATE
11/2	BALTIMORE
11/9	at Miami
11/16	at Chicago
11/23	MINNESOTA
11/30	at Buffalo
12/7	INDIANAPOLIS
12/14	TAMPA BAY
12/21	at Detroit

1996 RESULTS (1-15)

at Denver	L, 6-31
Indianapolis	L, 7-21
at Miami	L, 27-36
NY Giants	L, 6-13
at Washington	L, 16-31
Oakland	L, 13-34
at Jacksonville	L, 17-21
Buffalo	L, 22-25
at Arizona	W, 31-21
New England	L, 27-31
at Indianapolis	L, 29-34
at Buffalo	L, 10-35
Houston	L, 10-35
at New England	L, 10-34
Philadelphia	L, 20-21
Miami	L, 28-31

PUBLIC RELATIONS

Frank Ramos/Doug Miller
1000 Fulton Avenue
Hempstead, NY 11550
(516)538-6600

New York Jets

LIONS ALL-TIME BESTS vs. JETS

Rushing

Most Carries
24 by James Jones, 11/28/85

Most Yards Gained
127 by Barry Sanders,
12/10/94

Most Rushing TDs
2 by Barry Sanders, 12/8/91

Passing

Most Attempts
37 by Gary Danielson,
12/6/82

Most Completions
19 by Eric Hipple, 11/28/85

Most Yards Gained
269 by Eric Hipple, 11/28/85

Most Touchdowns
4 by Eric Hipple, 11/28/85

Most Passes Had Intercepted
3 by Gary Danielson, 12/6/82

Receiving

Most Asses Received
17 by Leonard Thompson,
11/28/85

Most Yards Gained
115 by Leonard Thompson,
11/28/85

Most Receiving TDs

3 by Leonard Thompson,
11/28/85

Interceptions

Most Passes Intercepted
1 by several players; most
recent George Jamison,
12/8/91 & Terry Taylor,
12/8/91

Scoring

Most Points
18 by Leonard Thompson,
11/28/85

Most TDs

3 by Leonard Thompson,
11/28/85

Most Field Goals

4 by Jason Hanson,
12/10/94

Punt Returns

Most Returns
3 by several players; most
recent Pete Mandley,
9/25/88

Most Yards Returned

34 by Pete Mandley,
11/28/85

Kickoff Returns

Most Returns
3 by Robbie Martin, 12/6/82

by Jeff Campbell, 12/8/91

Most Yards Returned
70 by Gary Lee, 9/25/88

Punting

Most Punts
7 by Tom Skladany, 12/6/82

Longest Plays

Rushing Play
51 yards by Barry Sanders,
12/8/91

Passing Play
73 yards by Erik Kramer to
Willie Green, 12/8/91

Kickoff Return
39 yards by Gary Lee,
9/25/88

Punt

58 yards by Tom Skladany,
12/6/82

Punt Return

20 yards by Pete Mandley,
11/28/85

Interception Return

19 yards by George
Jamison, 12/8/91

Field Goal

49 yards by Jason Hanson,
12/10/94

DETROIT'S SERIES AGAINST NEW YORK JETS

4 Wins, 3 Losses, 0 Ties

DATE	W-L	SCORE	12-8-91*	W	34-20
11-23-72*	W	37-20	12-10-94	W	18-7
9-16-79	L	10-31			
12-6-82*	L	13-28			
11-28-85*	W	31-20			
9-25-88*	L	10-17			

(*Lions home game)

NOTEWORTHY: DETROIT vs. JETS

- The Lions completed their first undefeated home season since 1962 with a 34-20 win over the Jets, December 8, 1991.
- Detroit took a 4-3 series lead with an 18-7 win at the Meadowlands in 1994.
- The series dates back to a 28-14 Detroit victory on November 26, 1970 at Tiger Stadium. Detroit has played five of its seven contests at home against the Jets with a record of 3-2 at home (1-0 at Tiger Stadium, 2-2 at the Silverdome).
- The Lions' 34-20 win in 1991 completed Detroit's first undefeated home season since 1962. Barry Sanders put Detroit on top 14-0 early on touchdown runs of 14 and 51 yards, his 14th and 15th rushing touchdowns of the season (Sanders finished the season with a team record 16 rushing TDs).
- Eric Hipple threw for a career-high four touchdowns as the Lions upset New York 31-20 on Thanksgiving Day, 1985.

RAIDERS '97 SCHEDULE

8/31 at Houston
 9/8 KANSAS CITY (Mon.)
 9/14 at Atlanta
 9/21 at NY Jets
 9/28 ST. LOUIS
 10/5 SAN DIEGO
 10/12 OPEN DATE
 10/19 DENVER
 10/26 at Seattle
 11/2 at Carolina
 11/9 NEW ORLEANS
 11/16 at San Diego
 11/24 at Denver (Mon.)
 11/30 MIAMI
 12/7 at Kansas City
 12/14 SEATTLE
 12/21 JACKSONVILLE

1996 RESULTS (7-9)

at Baltimore L, 14-19
 at Kansas City L, 3-19
 Jacksonville W, 17-3
 San Diego L, 34-40
 at Chicago L, 17-19
 at NY Jets W, 34-13
 Detroit W, 37-21
 at San Diego W, 23-14
 Denver L, 21-22
 at Tampa Bay L, 17-20 OT
 Minnesota L, 13-16 OT
 at Seattle W, 27-21
 Miami W, 17-7
 Kansas City W, 26-7
 at Denver L, 19-24
 Seattle L, 21-28

PUBLIC RELATIONS

Al LoCasale/Mike Taylor
 332 Center Street
 El Segundo, CA 90245
 (213) 322-3451

Oakland Raiders

LIONS ALL-TIME BESTS vs. RAIDERS

Rushing

Most Carries
 25 by Barry Sanders,
 12/10/90

Most Yards Gained
 176 by Barry Sanders,
 12/10/90

Most Rushing TDs
 2 by Barry Sanders, 12/10/90

Passing

Most Attempts
 50 by Scott Mitchell, 10/13/96

Most Completions
 31 by Scott Mitchell, 10/13/96

Most Yards Gained
 343 by Scott Mitchell,
 10/13/96

Most Touchdowns
 3 by Greg Landry, 11/26/70
 by Scott Mitchell, 10/13/96

Most Passes Had Intercepted
 2 by Chuck Long, 9/20/87
 by Scott Mitchell, 10/13/96

Receiving

Most Passes Received
 10 by Herman Moore,
 10/13/96

Most Yards Gained
 110 by Pete Mandley,
 9/20/87

Most Receiving TDs
 2 by Charlie Sanders,
 11/26/70
 by Herman Moore,
 10/13/96

Interceptions

Most Passes Intercepted
 1 by several players, most
 recent Bennie Blades,
 12/10/90 & Victor Jones,
 12/10/90

Scoring

Most Points
 12 by Charlie Sanders,
 11/26/70
 by Barry Sanders,
 12/10/90
 by Herman Moore,
 10/13/96

Most TDs
 2 by Charlie Sanders,
 11/26/70
 by Barry Sanders,
 12/10/90
 by Herman Moore,
 10/13/96

Most Field Goals
 3 by Ed Murray, 12/10/90

Punt Returns

Most Returns
 6 by Robbie Martin, 9/27/81

Most Yards Returned
 76 by Robbie Martin, 9/27/81

Kickoff Returns

Most Returns
 5 by Jimmie Jones, 11/10/74
 by Glyn Milburn, 10/13/96

Most Yards Returned
 119 by Glyn Milburn, 10/13/96

Punting

Most Punts
 10 by Mike Black, 12/10/84

Longest Plays

Rushing Play
 36 yards by Fred Scott,
 11/19/78

Passing Play
 58 yards by Greg Landry to
 Mel Farr, 11/26/70

Kickoff Return
 49 yards by Mel Gray,
 12/10/90

Punt
 74 yards by Tom Skladany,
 9/27/81

Punt Return
 23 yards by Robbie Martin,
 12/10/84

Interception Return
 30 yards by Jimmy Allen,
 9/27/81

Field Goal
 48 yards by Ed Murray,
 12/10/84

DETROIT'S SERIES AGAINST OAKLAND

2 Wins, 6 Losses, 0 Ties

DATE	W-L	SCORE	11-19-78	L	17-29	9-20-87	L	7-27	10-13-96	L	21-37
11-26-70*	W	28-14	9-27-81*	W	16-0	12-10-90*	L	31-38			
11-10-74	L	13-35	12-10-84*	L	3-24						

(*Lions home game)

NOTEWORTHY: DETROIT vs. OAKLAND

- In the first meeting between the two teams, the Lions defeated the Raiders 28-14 on Thanksgiving Day, November 26, 1970. The win was the second of five consecutive wins by the Lions. The five-game winning streak propelled the Lions to a playoff berth, their first since 1957.
- The last time the Lions and Raiders met was December 10, 1990, in a Monday Night game. There were five former Heisman Trophy winners competing in the contest: Barry Sanders and Andre Ware for Detroit; and Marcus Allen, Tim Brown and Bo Jackson for the Raiders. Sanders finished the game with 176 yards on 25 carries while Jackson led the Raiders with 129 yards on 18 carries.
- In the first-ever meeting between the two clubs, the Lions scored 14 fourth-quarter points on the way to knocking off the Raiders, 28-14. Mel Farr rushed 21 times for 121 yards, propelling Detroit from a 14-0 deficit. Greg Landry connected with Charlie Sanders on two of his three scoring passes, while Fred Biletnikoff hauled in seven passes for 109 yards and two touchdowns for the Raiders.
- The Lions shut out the defending World Champion Oakland Raiders, 16-0, on September 27, 1981. Detroit became the first club to whitewash the Raiders in 15 years as the Lions limited Oakland to just 131 yards in total offense. The Detroit defense collected six sacks and safety Jimmy Allen intercepted his fourth pass in as many games. Billy Sims earned his second consecutive 100-yard rushing game with 133 yards while Dexter Bussey passed Altie Taylor as the team's all-time leading rusher. Gary Danielson fractured his left wrist — an injury which would sideline the Detroit quarterback for 10 weeks.

EAGLES '97 SCHEDULE

8/31	at NY Giants
9/7	GREEN BAY
9/15	at Dallas (Mon.)
9/21	OPEN DATE
9/28	at Minnesota
10/5	WASHINGTON
10/12	at Jacksonville
10/19	ARIZONA
10/26	DALLAS
11/2	at Arizona
11/10	SAN FRANCISCO (Mon.)
11/16	at Baltimore
11/23	PITTSBURGH
11/30	CINCINNATI
12/7	NY GIANTS
12/14	at Atlanta
12/21	at Washington

1996 RESULTS (10-6)

at Washington	W, 17-14
at Green Bay	L, 13-39
Detroit	W, 24-17
at Atlanta	W, 33-18
Dallas	L, 19-23
at NY Giants	W, 19-10
Miami	W, 35-28
Carolina	W, 20-9
at Dallas	W, 31-21
Buffalo	L, 17-24
Washington	L, 21-26
at Arizona	L, 30-36
NY Giants	W, 24-0
at Indianapolis	L, 10-37
at NY Jets	W, 21-20
Arizona	W, 29-19

Playoffs

at San Francisco L, 0-14

PUBLIC RELATIONS

Ron Howard/Derek Boyko
Veterans Stadium
Broad Street at Pattison
Avenue
Philadelphia, PA 19148
(215) 463-2500

Philadelphia Eagles

LIONS ALL-TIME BESTS vs. EAGLES

Rushing

Most Carries
20 by Bob Feltz, 12/19/65
by Dexter Bussey, 10/2/77
by Horace King, 10/2/77

Most Yards Gained

111 by Bob Hoemschemeyer, 11/18/51

*Most Rushing TDs*2 by Greg Landry, 12/5/71
by Barry Sanders, 9/15/96

Passing

Most Attempts
38 by Gary Danielson,
11/4/84

*Most Completions*23 by Gary Danielson,
11/4/84*Most Yards Gained*275 by Gary Danielson,
11/4/84*Most Passes Had Intercepted*4 by Bobby Layne, 12/5/54
by Scott Mitchell, 12/30/95**Most TD Passes*3 by Bobby Layne, 11/18/51
by Bobby Layne, 11/10/57
by Milt Plum, 12/19/65
by Don Majkowski,
12/30/95*

Receiving

Most Passes Received
9 by Ron Jessie, 12/15/74

Most Yards Gained

171 by Gail Cogdill, 12/17/61

Most Receiving TDs

2 by Dorne Dibble, 11/18/51

Interceptions

Most Interceptions
2 by Jack Christiansen,
12/5/54
by Carl Karlovac, 12/5/54
by Bobby Watkins, 11/4/84

Scoring

Most Points
12 by Dorne Dibble,
11/18/51
by Greg Landry, 12/5/71
by Dexter Bussey, 10/2/77
by David Sloan, 12/30/95*

*Most TDs*2 by several players, most
recent Barry Sanders,
9/15/96*Most FGs*2 by several players, most
recent Ed Murray, 11/16/86

Punting

Most Punts
8 by Larry Swider, 12/2/79

Punt Returns

Most Returns
4 by Terry Barr, 10/16/60

Most Yards Returned

42 by Tom Vaughn, 12/19/65

Kickoff Returns

Most Returns
6 by Ron Rivers, 12/30/95*

*Most Yards Returned*108 by Ron Rivers,
12/30/95*

Longest Plays

Rushing Play
54 yards by Bob
Hoemschemeyer, 11/18/51

*Passing Play*84 yards (TD) by Jim
Ninowski to Gail Cogdill,
12/17/61*Kickoff Return*40 yards by Ron Rivers,
12/30/95*

Punt

62 yards by Larry Swider,
12/2/79*Punt Return*42 yards by Tom Vaughn,
12/19/65*Interception Return*53 yards by Jack
Christiansen, 11/18/51*Field Goal*51 yards by Jason Hanson,
9/15/96

* - Post-season Game

DETROIT'S SERIES AGAINST PHILADELPHIA

12 Wins, 10 Losses, 2 Ties

DATE	W-L	SCORE	11-16-41*	W	21-17	10-16-60	L	10-28	12-2-79	L	7-44	POST-SEASON (0-1)		
												DATE	W-L	SCORE
10-18-33*	W	25-0	10-14-45*	W	28-24	12-17-61*	L	24-27	11-4-84*	T(OT)	23-23	12/30/95	L	37-58
10-14-34	W	10-0	12-12-48	L	21-45	12-19-65	W	35-28	11-16-86	W	13-11			
9-20-35*	W	35-0	10-5-49*	L	14-22	11-28-68*	L	0-12	9-15-96	L	17-24			
10-11-36	W	23-0	11-18-51	W	28-10	12-5-71*	L	20-23						
12-4-38*	L	7-21	12-5-54*	T	13-13	12-15-74	L	17-28						
11-17-40	W	21-0	11-10-57	W	27-16	10-2-77*	W	17-13						

NOTEWORTHY: DETROIT vs. PHILADELPHIA

- The Lions' last tie in a regular season game was against the Eagles (23-23), November, 4, 1984 in the Silverdome.
- The Lions claimed victories in the first four games — and each was a shutout — between Detroit and Philadelphia. The Lions won seven of the first eight meetings. The Eagles own an 9-5-2 record against the Lions in the last 16 regular season meetings.
- Detroit is 5-5-2 in home contests versus the Eagles (1-0-1 in the Silverdome). The Lions hold a 7-4 advantage in regular season games played in Philadelphia.
- In 24 all-time regular season meetings, the Lions have scored 30 or more points just twice (35 points in both 1935 and 1965). Philadelphia, however, has also been limited to two 30+ games (45 in 1948 and 44 in 1979).
- In the Lions' last win over Philadelphia (Nov. 16, 1986), the Lion defense played magnificently as it sacked Randall Cunningham 11 times to tie a club record in a 13-11 win. Seven Lion defenders recorded sacks on the day, including four by Keith Ferguson and two and a half by William Gay. A 72-yard TD reception from Joe Ferguson to Jeff Chadwick in the first quarter turned out to be the only TD of the game.

STEELERS '97 SCHEDULE

8/31 DALLAS
 9/7 WASHINGTON
 9/14 OPEN DATE
 9/22 at Jacksonville (Mon.)
 9/28 HOUSTON
 10/5 at Baltimore
 10/12 INDIANAPOLIS
 10/19 at Cincinnati
 10/26 JACKSONVILLE
 11/3 at Kansas City (Mon.)
 11/9 BALTIMORE
 11/16 CINCINNATI
 11/23 at Philadelphia
 11/30 at Arizona
 12/7 DENVER
 12/13 at New England (Sat.)
 12/21 at Houston

1996 RESULTS (10-6)

at Jacksonville L, 9-24
 Baltimore W, 31-17
 Buffalo W, 24-6
 Houston W, 30-16
 at Kansas City W, 17-7
 Cincinnati W, 20-10
 at Houston L, 13-23
 at Atlanta W, 20-17
 St. Louis W, 42-6
 at Cincinnati L, 24-34
 Jacksonville W, 28-3
 at Miami W, 24-17
 at Baltimore L, 17-31
 San Diego W, 16-3
 San Francisco L, 15-25
 at Carolina L, 14-18

Playoffs

Indianapolis W, 42-14
 at New England L, 3-28

PUBLIC RELATIONS

Rob Boulware/Ron Miller
 Three Rivers Stadium
 300 Stadium Circle
 Pittsburgh, PA 15212
 (412) 323-1200

Pittsburgh Steelers

LIONS ALL-TIME BESTS vs. STEELERS
Rushing

Most Carries
 26 by Billy Sims, 11/24/83

Most Yards Gained
 118 by Bobby Layne, 9/24/50

Most Rushing TDs
 3 by Ernie Caddel, 11/4/34

Passing
Most Attempts
 39 by Joe Ferguson, 12/7/86

Most Completions
 23 by Joe Ferguson, 12/7/86

Most Yards Gained
 364 by Bobby Layne, 9/27/53

Most Passes Had Intercepted
 3 by several players; most recent Joe Ferguson, 12/7/86

Most TD Passes
 3 by Milt Plum, 9/16/62

Receiving
Most Passes Received
 10 by Mel Farr, 9/21/69
 by Herman Moore, 9/3/95

Most Yards Gained
 136 by Cloyce Box, 9/27/53

Rushing
Most Receiving TD's
 2 by several players; most recent Ulysses Norris, 11/24/83

Interceptions

Most Passes Intercepted
 2 by Jack Christiansen, 12/9/56
 by Bruce McNorton, 11/24/83

Scoring
Most Points
 18 by Ernie Caddel, 11/4/34

Most TDs
 3 by Ernie Caddel, 11/4/34

Most FGs
 2 by Errol Mann, 9/21/69

Punting
Most Punts
 9 by Earl Girard, 11/13/55

Punt Returns
Most Returns
 6 by Robbie Martin, 11/24/83

Most Yards Returned
 140 by Robbie Martin, 11/24/83

Kickoff Returns
Most Returns
 5 by Johnnie Morton, 9/3/95

Most Yards Returned
 91 by Herman Hunter, 12/7/86

Longest Plays

Rushing Play
 78 yards by Elmer Hacknay, 11/8/42

Passing Play
 88 yards (TD) Dave Ryan to John Greene, 11/10/46

Kickoff Return
 59 yards by Pat Studstill, 9/16/62

Punt
 64 yards by Yale Lary, 11/8/59

Punt Return
 81 yards (TD) by Robbie Martin, 11/24/83

Interception Return
 95 yards (TD) by Don Doll, 10/8/49

Field Goal
 44 yards by Wayne Walker, 9/16/62

DETROIT'S SERIES AGAINST PITTSBURGH

13 Wins, 12 Losses, 1 Tie

DATE	W-L	SCORE	11-8-42*	L	7-35	11-9-52	W	31-6	10-18-66	L	3-17	10-1-89*	L	3-23
11-4-34*	W	40-7	11-10-46*	W	17-7	9-27-53*	W	38-21	12-3-67*	L	14-24	11-15-92	L	17-14
11-8-36*	W	28-3	9-21-47	L	10-17	11-13-55	W	31-28	9-21-69	L	13-16	9-3-95	L	20-23
10-10-37*	W	7-3	11-21-48*	W	17-14	12-9-56*	W	45-7	11-24-83*	W	45-3			
9-9-38*	W	16-7	10-8-49	L	7-14	11-8-59	T	10-10	12-7-86	L	17-27	(*Lions home game)		
9-22-40*	L	7-10	9-24-50*	W	10-7	9-16-62*	W	45-7						

NOTEWORTHY: DETROIT vs. PITTSBURGH

- In the first meeting between the two teams, the Lions beat the Steelers 40-7 behind an NFL-record 426 yards rushing on November 4, 1934 (the Lions' first season in Detroit). Ernie Caddel led the way as he crossed the goal line three times.
- The Lions won the first four meetings and were 12-4-1 through the first 17 contests, although the Steelers have bounced back to win seven of the last eight outings.
- In the 1952 meeting, Bob Hoernschemeyer ran for 107 yards and the Lions, as a team, rushed for 321 yards while limiting the Steelers to minus-three yards rushing in a 31-6 romp at Pittsburgh.
- Detroit passed for a club-record 375 yards — including 364 yards by Bobby Layne — in a wild, 38-21 Detroit win on September 9, 1953.
- Detroit's 45-3 win over the Steelers on November 24, 1983, stands as the Lions' largest winning margin in the history of the Lions' Thanksgiving Day series.

CHARGERS '97 SCHEDULE

8/31 at New England
 9/7 at New Orleans
 9/14 CAROLINA
 9/21 at Seattle
 9/28 BALTIMORE
 10/5 at Oakland
 10/12 OPEN DATE
 10/16 at Kansas City (Thur.)
 10/26 INDIANAPOLIS
 11/2 at Cincinnati
 11/9 SEATTLE
 11/16 OAKLAND
 11/23 at San Francisco
 11/30 DENVER
 12/7 ATLANTA
 12/14 KANSAS CITY
 12/21 at Denver

1996 RESULTS (8-8)

Seattle W, 29-7
 Cincinnati W, 27-14
 at Green Bay L, 10-42
 at Oakland W, 40-34
 Kansas City W, 22-19
 at Denver L, 17-28
 Oakland L, 14-23
 at Seattle L, 13-32
 at Indianapolis W, 26-19
 Detroit W, 27-21
 Tampa Bay L, 17-25
 at Kansas City W, 28-14
 New England L, 7-45
 at Pittsburgh L, 3-16
 at Chicago L, 14-27
 Denver W, 16-10

PUBLIC RELATIONS

Bill Johnston/David Neville
 San Diego Jack Murphy
 Stadium
 9449 Friars Road
 San Diego, CA 92108
 (619) 280-2111

San Diego Chargers

LIONS ALL-TIME BESTS vs. CHARGERS

Rushing
Most Carries
 24 by Rick Kane, 11/6/77

Most Yards Gained
 119 by Billy Sims, 9/30/84

Most Rushing TDs
 2 by Mel Farr, 10/22/72
 by Rick Kane, 11/6/77
 by Billy Sims, 9/30/84
 by Barry Sanders, 11/11/96

Passing
Most Attempts
 32 by Gary Danielson,
 10/22/78

Most Completions
 22 by Gary Danielson,
 10/22/78

Most Yards Gained
 269 by Gary Danielson,
 9/30/84

Most Touchdowns
 3 by Gary Danielson,
 10/22/78

Most Passes Had Intercepted
 1 by Greg Landry, 10/22/72
 by Gary Danielson,
 10/22/78
 by Gary Danielson, 9/13/81

Receiving
Most Passes Received
 7 by Larry Walton, 10/22/72
 by James Jones, 9/30/84

by Brett Perriman,
 11/11/96

Most Yards Gained
 101 by Larry Walton,
 10/22/72

Most Receiving TDs
 2 by Jesse Thompson,
 10/22/78

Interceptions
Most Passes Intercepted
 2 by Jimmy Allen, 10/22/78

Scoring
Most Points
 12 by several players, most
 recent Barry Sanders,
 11/11/96

Most TDs
 2 by several players, most
 recent Barry Sanders,
 11/11/96

Most Field Goals
 3 by Ed Murray, 9/13/81

Punt Returns
Most Returns
 5 by Eddie Payton, 11/6/77

Most Yards Returned
 58 by Eddie Payton, 11/6/77

Kickoff Returns
Most Returns
 5 by Glyn Milburn, 11/11/96

Most Yards Returned
 148 by Glyn Milburn,
 11/11/96

Punting
Most Punts
 4 by Wilbur Summers,
 11/6/77
 by Mark Royals, 11/11/96

Longest Plays
Rushing Play
 81 yards by Billy Sims,
 9/30/84

Passing Play
 44 yards by Gary Danielson
 to Mark Nichols, 9/30/84

Kickoff Return
 50 yards by Larry Walton,
 10/22/72

Punt
 52 by Mark Royals, 11/11/96

Punt Return
 37 yards by Eddie Payton,
 11/6/77

Interception Return
 24 yards by Bruce Rhodes,
 10/22/78

Field Goal
 44 yards by Ed Murray,
 9/30/84

DETROIT'S SERIES AGAINST SAN DIEGO

3 Wins, 3 Losses, 0 Ties

DATE	W-L	SCORE	9-13-81	L	23-28
10-22-72*	W	34-20	9-30-84	L	24-27
11-6-77*	W	20-0	11-10-96	L	21-27
10-22-78*	W	31-14			

(*Lions home game)

NOTEWORTHY: DETROIT vs. SAN DIEGO

- The Lions won each of the first three meetings (all home games), then dropped the three most recent contests (all played in San Diego).
- Detroit ran up a 34-20 victory over the San Diego Chargers in the first meeting between the two teams (Oct. 22, 1972). Mel Farr ran for two touchdowns and gained 96 yards on 22 carries, helping the Lions rack up 182 rushing yards. Greg Landry also rushed for a TD and added 151 yards passing with one TD pass — a 24-yard strike to Larry Walton (seven receptions, 101 yards). John Hadl made the score appear closer with two late touchdown passes to Gary Garrison.
- The Lions fell to the Chargers, 27-24, at San Diego (Sept. 30, 1984). Billy Sims ran for 119 yards and 2 TDs, including an 81-yard scamper, but his performance coupled with a terrific outing by Gary Danielson wasn't enough for the Lions. Danielson matched San Diego Hall of Fame QB Dan Fouts every step of the way, completing 20 of 25 attempts for 269 yards while Fouts was 22 of 35 for 268 yards. The Chargers forged to a 24-7 halftime lead, but Detroit scored two third-quarter touchdowns to narrow the gap to 24-21.
- Lions' head coach Bobby Ross spent five seasons (1992-96) as the Chargers' head coach prior to joining the Lions.

San Francisco 49ers

LIONS ALL-TIME BESTS vs. 49ERS

49ERS '97 SCHEDULE

8/31 at Tampa Bay
 9/7 at St. Louis
 9/14 NEW ORLEANS
 9/21 ATLANTA
 9/29 at Carolina (Mon.)
 10/5 OPEN DATE
 10/12 ST. LOUIS
 10/19 at Atlanta
 10/26 at New Orleans
 11/2 DALLAS
 11/10 at Philadelphia (Mon.)
 11/16 CAROLINA
 11/23 SAN DIEGO
 11/30 at Kansas City
 12/7 MINNESOTA
 12/15 DENVER (Mon.)
 12/21 at Seattle

1996 RESULTS (12-4)

New Orleans W, 27-11
 St. Louis W, 34-0
 at Carolina L, 7-23
 Atlanta W, 39-17
 at St. Louis W, 28-11
 at Green Bay L, 20-23 OT
 Cincinnati W, 28-21
 at Houston W, 10-9
 at New Orleans W, 24-17
 Dallas L, 17-20 OT
 Baltimore W, 38-20
 at Washington W, 19-16 OT
 at Atlanta W, 34-10
 Carolina L, 24-30
 at Pittsburgh W, 25-25
 Detroit W, 24-14

Playoffs

Philadelphia W, 14-0
 at Green Bay L, 14-35

PUBLIC RELATIONS

Rodney Knox/Dave
 Rahn/Kirk Reynolds
 4949 Centennial Boulevard
 Santa Clara, CA
 95054-1229
 (408) 562-4949

Rushing

Most Carries
 30 by James Jones, 10/20/85

Most Yards Gained
 175 by Barry Sanders,
 12/23/96

Most Rushing TDs
 2 by several players; most
 recent Billy Sims, 12/31/83*

Passing

Most Attempts
 45 by Bobby Layne, 10/30/55

Most Completions
 28 by Scott Mitchell, 9/25/95

Most Yards Gained
 330 by Earl Morrall, 11/3/63

Most Passes Had Intercepted
 5 by Gary Danielson,
 12/31/83*

Most TD Passes
 4 by several players; most
 recent Earl Morrall, 11/3/63

Receiving

Most Passes Received
 11 by Billy Sims, 11/2/80

Most Yards Gained
 161 by Jim Gibbons,
 12/13/64

Most Receiving TD's
 3 by Jim Doran, 11/3/57
 by Terry Barr, 11/3/63

Interceptions

Most Passes Intercepted
 2 by several players; most
 recent Lem Barney, 11/2/75

Scoring

Most Points
 18 by Jim Doran, 11/3/57
 by Terry Barr, 11/3/63

Most TDs

3 by Jim Doran, 11/3/57
 by Terry Barr, 11/3/63

Most FGs

4 by Wayne Walker, 9/13/64
 by Errol Mann, 11/2/69
 by Benny Ricardo,
 12/17/78
 by Jason Hanson, 9/25/95

Punting

Most Punts
 12 by Wilbur Summers,
 10/23/77#

Punt Returns

Most Returns
 6 by Lem Barney, 11/2/69

Most Yards Returned
 184 by Tom Watkins,
 10/6/63#

Kickoff Returns

Most Returns
 5 by Jim Steffen, 10/1/61
 by Mel Gray, 10/20/91
 by Mel Gray, 10/9/94
 by Glyn Milburn, 12/23/96

Most Yards Returned
 151 by Mel Gray, 10/9/94

Longest Plays

Rushing Play
 64 yards by Dan Lewis,
 9/23/62

Passing Play
 82 yards (TD) by Milt Plum to
 Jim Gibbons, 12/13/64

Kickoff Return
 71 yards by Bobby Williams,
 11/2/69

Punt
 74 yards by Yale Lary,
 9/13/64

Punt Return
 90 yards (TD) by Tommy
 Watkins, 10/6/63

Interception Return
 44 yards by Levi Johnson,
 10/14/74

Field Goal
 54 yards by Eddie Murray,
 12/31/63*

* Post-season Game

DETROIT'S SERIES AGAINST SAN FRANCISCO

26 Wins, 28 Losses, 1 Tie

DATE	W-L	SCORE	10-30-55	L	21-38	11-5-61	T	20-20	11-2-69	W	26-14	10-20-91	L	3-35
10-8-50*	W	24-7	10-21-56*	W	20-17	11-11-62	W	38-24	11-22-70*	W	28-14	12-28-92	L	6-24
10-22-50	L	27-28	11-4-56	W	17-13	9-23-62*	W	45-24	12-19-71	L	27-31	12-19-93*	L	17-55
12-2-51*	L	10-20	11-3-57	L	31-35	10-6-63*	W	28-3	11-4-73	W	30-20	10-9-94*	L	21-27
12-16-51	L	17-21	11-17-57*	W	31-10	11-3-63	W	45-7	10-14-74*	W	17-13	9-25-95*	W	27-24
9-28-52	L	3-17	11-2-58	L	21-24	9-13-64	W	26-17	11-2-75	W	28-17	12-23-96	L	14-24
10-12-52*	L	0-28	11-16-58*	W	35-21	12-13-64*	W	24-7	10-23-77	L	7-28			
10-11-53*	W	24-21	10-18-59*	L	13-34	11-14-65	L	21-27	12-17-78*	W	33-14			
10-25-53	W	14-10	11-1-59	L	7-33	12-5-65	L	14-17	11-2-80*	W	17-13			
10-24-54	L	31-37	10-9-60*	L	10-14	10-23-66	L	24-27	9-6-81*	W	24-17			
11-14-54*	W	48-7	11-6-60	W	24-0	11-24-66*	L	14-41	9-2-84*	L	27-30			
10-16-55*	L	24-27	10-1-61*	L	0-49	10-29-67	W	45-3	10-20-85*	W	23-21			
						10-27-68*	L	7-14	10-2-88	L	13-20			

POST-SEASON (1-1)
 DATE W-L SCORE
 12-22-57 W 31-27
 12-31-83 L 23-24
 (*Lions home game)

NOTEWORTHY: DETROIT vs. SAN FRANCISCO

- The Forty-Niners have won six of the last seven meetings to gain a 28-26-1 series lead.
- Detroit is 16-12 in home games against the Niners, 4-3 at the Silverdome.
- The Lions' dramatic 31-27 come-from-behind playoff win at San Francisco on December 22, 1957 set the stage for Detroit's most recent NFL Championship.

SEAHAWKS '97 SCHEDULE

8/31 NY JETS
 9/7 DENVER
 9/14 at Indianapolis
 9/21 SAN DIEGO
 9/28 at Kansas City
 12/5 Houston
 10/12 OPEN DATE
 10/19 at St. Louis
 10/26 OAKLAND
 11/2 at Denver
 11/9 at San Diego
 11/16 at New Orleans
 11/23 KANSAS CITY
 11/30 ATLANTA
 12/7 at Baltimore
 12/14 at Oakland
 12/21 SAN FRANCISCO

1996 RESULTS (7-9)

at San Diego L, 7-29
 Denver L, 20-30
 Kansas City L, 17-35
 at Tampa Bay W, 17-13
 Green Bay L, 10-31
 at Miami W, 22-15
 at Kansas City L, 16-34
 San Diego W, 32-13
 Houston W, 23-16
 Minnesota W, 42-23
 at Detroit L, 16-17
 Oakland L, 21-27
 at Denver L, 7-34
 Buffalo W, 26-18
 at Jacksonville L, 13-20
 at Oakland W, 28-21

PUBLIC RELATIONS

Gary Wright/Dave Neubert/
 Steve Wright/Sandy Gregory
 11220 N.E. 53rd Street
 Kirkland, WA 98033
 (206) 827-9777

Seattle Seahawks

LIONS ALL-TIME BESTS vs. SEAHAWKS

Rushing

Most Carries
 22 by Barry Sanders,
 10/17/93

Most Yards Gained
 120 by Dexter Bussey,
 9/24/78

Most Rushing TDs
 1 by several players; most
 recent Barry Sanders,
 12/30/90

Passing
Most Attempts
 27 by Greg Landry, 10/24/76

Most Completions
 16 by Greg Landry, 10/24/76

Most Yards Gained
 233 by Greg Landry,
 10/24/76

Most Passes Had Intercepted
 2 by Gary Danielson, 12/2/84

Most TD Passes
 3 by Greg Landry, 10/24/76

Receiving
Most Passes Received
 8 by Herman Moore,
 10/17/93

Most Yards Gained
 98 by Herman Moore,
 10/17/93

Most Receiving TDs
 2 by Herman Moore,
 10/17/93

Interceptions
Most Passes Intercepted
 2 by Levi Johnson, 10/24/76
 by William White, 12/30/90

Scoring
Most Points
 12 by Jason Hanson,
 10/17/93

Most TDs
 2 by Herman Moore,
 10/17/93

Most FGs
 3 by Benny Ricardo, 9/24/78
 by Jason Hanson, 10/17/93

Punting
Most Punts
 7 by Herman Weaver,
 10/24/76

Punt Returns
Most Punt Returns
 4 by Lem Barney, 10/24/76

Most Yards Returned
 42 by Mel Gray, 10/17/93

Kickoff Returns
Most Returns
 4 by Jesse Thompson,
 9/24/78

Most Yards Returned
 120 by Jesse Thompson,
 9/24/78

Longest Plays
Rushing Play
 30 yards by Andre Ware,
 12/30/90

Passing Play
 40 yards by Rodney Peete to
 Robert Clark, 12/30/90

Kickoff Return
 95 yards (TD) by Mel Gray,
 10/17/93

Punt
 60 yards by Jim Arnold,
 10/17/93

Punt Return
 35 yards by Mel Gray,
 10/17/93

Interception Return
 70 yards (TD) by Levi
 Johnson, 10/24/76

Field Goal
 45 yards by Eddie Murray,
 12/2/84

(Best exclude strike game of
 October 18, 1987)

DETROIT'S SERIES AGAINST SEATTLE

3 Wins, 4 Losses, 0 Ties

DATE	W-L	SCORE	12-30-90	L	10-30
10-24-76	W	41-14	10-17-93*	W	30-10
9-24-78	L	16-28	11-17-96*	W	17-16
12-2-84	L	17-38			
10-18-87*	L	14-37			

(*Lions home game)

NOTEWORTHY: DETROIT vs. SEATTLE

- The Lions opened up a 20-0 lead and rolled to a 41-14 victory over the Seahawks in the first-ever meeting between the two teams (Oct. 24, 1976). Greg Landry led Detroit with three TD passes while Seattle's Jim Zorn was intercepted six times, including two that were returned for touchdowns (Levi Johnson and Lem Barney).
- When the Lions last played the Seahawks, October 17, 1993, the contest marked Detroit's 800th game (including regular season and post-season games) since the Portsmouth Spartans moved to the Motor City in 1934.
- After winning the inaugural game of the series over the Seahawks, 41-14 on October 24, 1976, the Lions dropped four straight contests to Seattle before winning the last two meetings.
- The Lions are 2-1 in the Silverdome and 1-3 in the Seattle Kingdome.
- In the 1990 season finale at Seattle, Barry Sanders ran for 23 yards, giving him 1,304 on the season to claim the NFL rushing title.
- The Seahawks drilled Detroit, 37-14, in the third and final game during the 1987 players' strike. In a game played predominately by replacement players, Jeff Kemp passed for 344 yards and four touchdowns while Steve Largent caught 15 passes for 261 yards and three touchdowns.

St. Louis Rams

LIONS ALL-TIME BESTS vs. RAMS

RAMS '97 SCHEDULE

8/31 NEW ORLEANS
9/7 SAN FRANCISCO
9/14 at Denver
9/21 NY GIANTS
9/28 at Oakland
10/5 OPEN DATE
10/12 at San Francisco
10/19 SEATTLE
10/26 KANSAS CITY
11/2 at Atlanta
11/9 at Green Bay
11/16 ATLANTA
11/23 CAROLINA
11/30 at Washington
12/7 at New Orleans
12/14 CHICAGO
12/20 at Carolina (Sat.)

1996 RESULTS (6-10)

Cincinnati W, 26-16
at San Francisco L, 0-34
Washington L, 10-17
at Arizona L, 28-31 OT
San Francisco L, 11-28
at Carolina L, 13-45
Jacksonville W, 17-14
at Baltimore L, 31-37 OT
at Pittsburgh L, 6-42
Atlanta W, 59-16
Carolina L, 10-20
Green Bay L, 9-24
at New Orleans W, 26-10
at Chicago L, 9-35
at Atlanta W, 34-27
New Orleans W, 14-13

PUBLIC RELATIONS

Rick Smith/Tony Wyllie
4225 North Kingshighway
The Mathews-Dickey Boys
Club
St. Louis, MO 63115-1276

Rushing

Most Carries
26 by Barry Sanders,
11/17/91
by Barry Sanders, 10/24/93

Most Yards Gained
153 by Billy Sims, 9/7/80

Most Rushing TDs
3 by Jim Ninowski, 10/30/60
by Billy Sims, 9/7/80

Passing

Most Attempts
50 by Eric Hipple, 10/19/86*

Most Completions
31 by Eric Hipple, 10/19/86

Most Yards Gained
347 by Milt Plum, 11/1/64

Most Passes Had Intercepted
5 by Jim Ninowski, 10/30/60

Most TD Passes
3 by several players; most
recent Erik Kramer, 11/17/91

Receiving

Most Passes Received
9 by James Gibbons,
10/30/60
by Herman Hunter,
10/19/86

Most Yards Gained
165 by Gail Cogdill, 11/1/64

Most Receiving TD's
2 by several players; most
recent Robert Clark,
11/17/91

Interceptions

Most Passes Intercepted
3 by Yale Lary, 10/26/56
by Joe Schmidt, 10/26/58

Scoring

Most Points
19 by Pat Harder, 12/21/52**

Most TDs

3 by Jim Ninowski, 10/30/60
by Billy Sims, 9/7/80

Most FGs

4 by Errol Mann, 12/14/69
by Bob Thomas, 9/19/82

Punting

Most Punts
10 by Jerry DePoyster,
11/3/68

Punt Returns

Most Returns
5 by several players; most
recent Pete Mandley,
10/19/86

Most Yards Returned
126 by Jack Christiansen,
10/14/51

Kickoff Returns

Most Returns
4 by several players; most
recent Tom Watkins,
11/23/67

Most Yards Returned
294 by Wally Triplett,
10/28/50*

Longest Plays

Rushing Play
74 yards (TD) by Dan Lewis,
10/30/60

Passing Play

79 yards (TD) by Earl Morrall
to Dave Middleton, 11/15/59

Kickoff Return

104 yards (TD) by Gene
Gedman (12 yards) & Terry
Barr (92 yards), 10/26/58

Punt

68 yards by Jim Arnold,
10/24/93

Punt Return

69 yards (TD) by Jack
Christiansen, 10/14/51

Interception Return
92 yards (TD) by Jack
Christiansen, 11/1/53

Field Goal

53 yards by Eddie Murray,
12/6/87

* Lions' Record

** Post-season Game

DETROIT'S SERIES AGAINST ST. LOUIS

35 Wins, 39 Losses, 1 Tie

DATE	W-L	SCORE	11-3-46*	L	20-41	10-9-55*	L	10-17	11-17-63*	L	21-28	11-1-81	L	10-21
9-10-37	W	28-0	10-12-47*	L	13-27	10-23-55	L	13-24	9-18-64	T	17-17	9-19-82	W	19-14
11-7-37*	W	27-7	11-23-47	L	17-28	10-14-56*	W	24-21	11-1-64*	W	37-17	10-2-83	L	13-20
10-2-38	L	17-21	9-22-48	L	7-44	10-28-56	W	16-7	9-19-65*	W	20-0	10-19-86	L	10-14
11-8-38*	W	6-0	10-24-48*	L	27-34	10-13-57*	W	10-7	10-31-65	W	21-7	12-6-87*	L	16-37
10-15-39*	W	15-7	9-23-49	L	24-27	10-27-57	L	17-35	10-9-66*	L	7-14	9-11-88	L	10-17
11-19-39	L	3-14	10-16-49*	L	10-21	10-12-58*	L	28-42	12-4-66	L	3-23	11-17-91*	W	21-10
9-29-40*	W	6-0	10-15-50*	L	28-30	10-26-58	W	41-24	11-23-67*	L	7-31	10-24-93W(OT)	16-13	
11-3-40	L	0-24	10-28-50	L	24-65	10-25-59	W	17-7	11-3-68	L	7-10			
10-14-41*	W	17-7	10-14-51*	L	21-27	11-15-59*	W	23-17	12-14-69*	W	28-0			
11-2-41	W	14-0	12-9-51	W	24-22	10-30-60	L	35-48	12-14-70	W	28-23			
9-27-42*	L	0-14	10-3-52	W	17-14	11-13-60*	W	12-10	11-14-71*	L	13-21			
11-15-42	L	7-27	10-19-52*	W	24-16	10-15-61*	W	14-13	12-17-72	W	24-17			
10-15-44*	L	17-20	10-18-53*	L	19-31	10-29-61	W	28-10	10-7-74	L	13-16			
11-26-44	W	26-14	11-1-53	L	24-37	10-14-62*	W	13-10	11-27-75*	L	0-20			
11-22-45*	L	21-28	10-10-54*	W	21-3	11-4-62	W	12-3	12-11-76*	L	17-20			
10-20-46	L	14-35	10-31-54	W	27-24	9-14-63	W	23-2	9-7-80	W	41-20			

POST-SEASON (1-0)

DATE W-L SCORE
12-21-52* W 31-21

(*Lions home game)

BUCCANEERS '97 SCHEDULE

8/31 SAN FRANCISCO
 9/7 at Detroit
 9/14 at Minnesota
 9/21 MIAMI
 9/28 ARIZONA
 10/5 at Green Bay
 10/12 DETROIT
 10/19 OPEN DATE
 10/26 MINNESOTA
 11/2 at Indianapolis
 11/9 at Atlanta
 11/16 NEW ENGLAND
 11/23 at Chicago
 11/30 at NY Giants
 12/7 GREEN BAY
 12/14 at NY Jets
 12/21 CHICAGO

1996 RESULTS (6-10)

Green Bay L, 3-34
 at Detroit L, 6-21
 at Denver L, 23-27
 Seattle L, 13-17
 Detroit L, 0-27
 Minnesota W, 24-13
 at Arizona L, 9-13
 at Green Bay L, 7-13
 at Chicago L, 10-13
 Oakland W, 20-17 OT
 at San Diego W, 25-17
 New Orleans W, 13-7
 at Carolina L, 0-24
 Washington W, 24-10
 at Minnesota L, 10-21
 Chicago W, 34-19

PUBLIC RELATIONS

Reggie Roberts/Scott
 Smith/Nelson Luis
 One Buccaneer Place
 Tampa, FL 33607
 (813) 870-2700

Tampa Bay Buccaneers

LIONS ALL-TIME BESTS vs. BUCCANEERS

Rushing

Most Carries
 29 by Barry Sanders, 11/7/93

Most Yards Gained
 237 by Barry Sanders,
 11/13/94 #

Most Rushing TDs
 3 by Barry Sanders, 9/29/91

Passing
Most Attempts
 46 by Eric Hipple, 9/21/86

Most Completions
 31 by Eric Hipple, 9/21/86

Most Yards Gained
 360 by Gary Danielson,
 12/14/80

Most Passes Had Intercepted
 3 by Todd Hons, 10/4/87 *
 3 by Rusty Hilger, 12/18/88

Most TD Passes
 3 by Rodney Peete, 10/25/92

Receiving
Most Passes Received
 10 by Jason Phillips,
 12/17/89
 by Brett Perriman,
 11/12/95
 by Herman Moore,
 12/23/95

Most Yards Gained
 148 by Fred Scott, 11/11/79

Most Receiving TD's
 2 by several players, most
 recent Robert Clark, 9/9/90

Interceptions
Most Passes Intercepted
 2 by several players, most
 recent Willie Clay, 11/12/95

Scoring
Most Points
 18 by Barry Sanders,
 9/29/91

Most TDs
 3 by Barry Sanders, 9/29/91

Most FGs
 4 by Eddie Murray, 12/17/89

Punting
Most Punts
 10 by Mark Royals, 9/8/96

Punt Returns
Most Returns
 8 by Ray Williams, 12/14/80

Most Yards Returned
 66 by Mel Gray, 12/17/89

Kickoff Returns

Most Returns
 5 by John Arnold, 11/11/79
 by Herman Hunter, 9/21/86

Most Yards Returned
 123 by Mel Gray, 9/27/92

Longest Plays
Rushing Play
 85 yards by Barry Sanders,
 10/2/94

Passing Play
 91 yards (TD) by Scott
 Mitchell to Brett Perriman,
 12/23/95

Kickoff Return
 91 yards (TD) by Ray
 Williams, 12/14/80

Punt
 60 yards by Jim Arnold,
 9/27/92

Punt Return
 53 yards by Ray Williams,
 11/23/80

Field Goal
 51 yards by Eddie Murray,
 9/21/86

* 1987 strike game
 # team record

DETROIT'S SERIES AGAINST TAMPA BAY

21 Wins, 17 Losses, 0 Ties

DATE	W-L	SCORE	12-20-81*	L	17-20	11-23-86	W	38-17	9-29-91*	W	31-3	12-23-95	W	37-10
11-20-77*	W	16-7	12-26-82	L	21-23	10-4-87*	L	27-31	11-10-91	L	21-30	9-5-96*	W	21-6
9-9-78	W	15-7	9-4-83	W	11-0	12-13-87	W	20-10	9-27-92*	L	23-27	9-29-96	W	21-6
11-12-78*	W	34-23	12-18-83*	W	23-20	11-13-88*	L	20-23	10-25-92	W	38-7			
9-1-79	L	16-31	9-16-84	L	17-21	12-18-88	L	10-21	10-3-93	L	10-27			(*)Lions home game
11-11-79*	L	14-16	10-14-84*W(OT)	13-7	10-15-89	W	17-16	11-7-93*	W	23-0				
11-23-80	W	24-10	9-29-85*	W	30-9	12-17-89*	W	33-7	10-2-94	L	14-24			
12-14-80*	W	27-14	11-24-85 L(OT)	16-19	9-9-90	L	21-38	11-13-94*	W	14-9				
10-4-81	L	10-28	9-21-86*	L	20-24	9-23-90	L	20-23	11-12-95*	W	27-24			

NOTEWORTHY: DETROIT vs. TAMPA BAY

- On November 13, 1994, Lions running back Barry Sanders rushed for a franchise-record 237 yards (sixth highest total in NFL history). Sanders gained exactly 200 yards in the second half, an NFL record.
- The NFC Central Division rivalry began in Pontiac on November 20, 1977, with a 16-7 Detroit victory. After losing the first three contests to the Lions, the Buccaneers have fought back to narrow the series to 21-17-0.
- In the 16 seasons in which Detroit and Tampa Bay have played twice, one team has come away with a sweep only 10 times - Detroit gained bragging rights in 1978, 80, 83, 89-95 and 96 while Tampa Bay dominated the contests on the other four occasions (1979, 81, 88 and 90).
- The Lions are 12-7 in the series with the Bucs in Pontiac, and are 9-10 in Tampa Stadium.

OILERS '97 SCHEDULE

8/31 OAKLAND
 9/7 at Miami
 9/14 OPEN DATE
 9/21 BALTIMORE
 9/28 at Pittsburgh
 10/5 at Seattle
 10/12 CINCINNATI
 10/19 WASHINGTON
 10/26 at Arizona
 11/2 JACKSONVILLE
 11/9 NY GIANTS
 11/16 at Jacksonville
 11/23 BUFFALO
 11/27 at Dallas (Thur.)
 12/4 at Cincinnati (Thur.)
 12/14 at Baltimore
 12/21 PITTSBURGH

1996 RESULTS (8-8)

Kansas City	L, 19-20
at Jacksonville	W, 34-27
Baltimore	W, 29-13
at Pittsburgh	L, 16-30
at Cincinnati	W, 30-27 OT
at Atlanta	W, 23-13
Pittsburgh	W, 23-13
San Francisco	L, 9-10
at Seattle	L, 16-23
at New Orleans	W, 31-14
Miami	L, 20-23
Carolina	L, 6-31
at NY Jets	W, 35-10
Jacksonville	L, 17-23
Cincinnati	L, 13-21
at Baltimore	W, 24-21

PUBLIC RELATIONS

Dave Pearson/Rod St. Clair
 P.O. Box 198497
 Nashville, TN 37219-8497

Tennessee Oilers

LIONS ALL-TIME BESTS vs. OILERS**Rushing**

Most Carries
 22 by several players; most recent Barry Sanders, 11/26/92

Most Yards Gained
 105 by Billy Sims, 11/13/83

Most Rushing TDs
 2 by Steve Owens, 10/17/71
 by James Jones, 10/5/86
 by Barry Sanders, 11/5/89

Passing

Most Attempts
 36 by Scott Mitchell, 12/10/95

Most Completions
 20 by Bill Munson, 10/26/75

Most Yards Gained
 283 by Scott Mitchell, 12/10/95

Most Passes Had Intercepted
 3 by Eric Hipple, 11/13/83

Most TD Passes
 2 by Erik Kramer, 11/26/92
 by Scott Mitchell, 12/10/95

Receiving

Most Passes Received
 9 by Billy Sims, 11/13/83

Most Yards Gained
 141 by Robert Clark, 11/5/89

Most Receiving TD's
 2 by Herman Moore, 12/10/95

Interceptions
Most Passes Intercepted
 2 by Mike Johnson, 12/10/95

Scoring
Most Points
 12 by several players; most recent Herman Moore, 12/10/95

Most TDs
 2 by several players; most recent Herman Moore, 12/10/95

Most FGs
 2 by Errol Mann, 10/26/75

Punting
Most Punts
 6 by Mike Black, 10/5/86

Punt Returns
Most Returns
 2 by Lem Barney, 10/17/71
 by Pete Mandley, 10/5/86

Most Yards Returned
 36 by Pete Mandley, 10/5/86

Kickoff Returns
Most Returns
 6 by Walter Stanley, 11/5/89

Most Yards Returned
 112 by Ken Jenkins, 11/13/83

Longest Plays
Rushing Play
 30 yards by Greg Landry, 10/17/71

Passing Play
 77 yards (TD) by Erik Kramer to Herman Moore, 11/26/92

Kickoff Return
 32 by Allen Williams, 12/10/95

Punt
 63 yards by Herman Weaver, 10/17/71

Punt Return
 28 yards by Willie Clay, 12/10/95

Interception Return
 28 yards (TD) by Lem Barney, 10/17/71

Field Goal
 48 yards by Eddie Murray, 10/5/86

DETROIT'S SERIES AGAINST TENNESSEE

3 Wins, 4 Losses, 0 Ties

DATE	W-L	SCORE
10-17-71	W	31-7
10-26-75	L	8-24
11-13-83	L	17-27
10-5-86*	W	24-13
11-5-89	L	35-31
11-26-92*	L	21-24
12-10-95	W	24-17

(*Lions home game)

NOTEWORTHY: DETROIT vs. TENNESSEE

- The Oilers are one of only two teams that the Lions have never played outdoors (Seattle is the other). All seven games have been played indoors, five in the Astrodome and two in the Silverdome.
- The Lions and Oilers have hooked up seven times in the regular season with Houston holding a 4-3 lead. Detroit is 2-3 in Houston and 1-1 in the Pontiac Silverdome.
- The teams first met on Oct. 17, 1971 in Houston, with the Lions coming away the victors, 31-7.
- The Oilers have won four of the last six contests.
- Houston put a damper on Detroit's 1992 Thanksgiving Day festivities with a come-from-behind, 24-21 win over the Lions in the Silverdome. Lorenzo White's eight-yard draw play with 1:17 left sealed the Oilers' 24-21 victory and ended Detroit's three-game Thanksgiving Day win streak.



Year-By-Year Results

Lions' Pre-Season Results

1949 (3-2-0)

vs. NY Bulldogs at Hershey	W	21-10
vs. Pittsburgh at Roanoke	W	41-21
vs. Philadelphia at New Orleans	L	14-45
vs. Washington at Denver	L	7-31
vs. NY Giants at Minneapolis	W	21-6

1950 (2-3-0)

at Pittsburgh	L	14-17
vs. Cleveland at Akron	L	14-35
vs. Washington at Dallas	L	24-28
vs. Philadelphia at Little Rock	W	49-24
vs. Chicago Cards at Birmingham	W	24-16

1951 (4-1-1)

vs. NY Giants at Dallas	W	31-21
vs. Philadelphia at Shreveport	T	17-17
vs. Washington at Amarillo	L	7-10
vs. Cleveland at Detroit	W	21-20
vs. Chicago Cards at San Antonio	W	21-7
vs. NY Yanks at Houston	W	28-14

1952 (6-0-0)

vs. Chicago Cards at Amarillo	W	28-13
vs. Philadelphia at Little Rock	W	7-3
vs. NY Giants at Detroit	W	33-17
vs. Cleveland at Syracuse	W	28-21
at Dallas	W	21-14
vs. Washington at Norman	W	45-7

1953 (4-1-1)

vs. All-Stars at Chicago	W	24-10
vs. Pittsburgh at Syracuse	W	16-13
vs. NY Giants at Dallas	W	38-7
vs. Cleveland at Detroit	T	24-24
vs. Washington at Buffalo	W	31-7
at Philadelphia	L	17-28

1954 (6-0-0)

vs. All-Stars at Chicago	W	31-6
at Philadelphia	W	17-14
vs. Washington at Detroit	W	37-7
vs. NY Giants at Norman	W	28-13
vs. Cleveland at Dallas	W	56-31
vs. Pittsburgh at Buffalo	W	42-14

1955 (4-2-0)

vs. Philadelphia at Dallas	L	8-14
vs. Washington at Mobile	W	17-14
vs. Chicago Cards at St. Louis	L	16-17
vs. Pittsburgh at Miami	W	24-0
at Cleveland	W	19-3
vs. NY Giants at Detroit	W	27-17

1956 (4-2-0)

vs. Pittsburgh at Toledo	W	20-15
vs. Chicago Cards at Mobile	L	17-20
vs. Philadelphia at Miami	W	31-14
vs. Cleveland at Detroit	W	17-0
vs. Cleveland at Akron	W	31-14
vs. Washington at Buffalo	L	17-19

1957 (3-3-0)

vs. Cleveland at Detroit	W	20-10
vs. Philadelphia at Toledo	W	34-27
vs. Washington at Birmingham	W	31-14
vs. Pittsburgh at Buffalo	L	14-20
at Cleveland	L	7-23
vs. NY Giants at Detroit	L	0-17

1958 (3-3-0)

vs. All-Stars at Chicago	L	19-35
vs. Cleveland at Detroit	W	17-7
vs. NY Giants at Detroit	W	24-17
vs. Chicago Bears at Dallas	W	24-17
vs. Philadelphia at Norman	L	24-31
at Cleveland	L	7-41

1959 (4-2-1)

vs. Los Angeles at Boulder	T	20-20
vs. Chicago Cards at Norman	L	19-21
vs. Cleveland at Akron	W	9-3
vs. NY Giants at Detroit	L	0-38
vs. Philadelphia at Toledo	W	35-24
vs. Cleveland at Detroit	W	31-28
vs. Washington at Detroit	W	31-14

1960 (2-3-1)

vs. Cleveland at Detroit	L	14-28
vs. St. Louis at Toledo	W	24-21
vs. Pittsburgh at Detroit	W	13-7
vs. Philadelphia at Norman	L	10-40
vs. NY Giants at New Haven	T	16-16
at Cleveland	L	10-14

1961 (4-1-0)

vs. Cleveland at Detroit	W	35-7
at Pittsburgh	W	17-14
vs. Philadelphia at Detroit	L	14-23
vs. St. Louis at Detroit	W	20-7
at Cleveland	W	35-17

1962 (4-1-0)

vs. Cleveland at Detroit	L	14-17
vs. Dallas at Cleveland	W	35-24
vs. Pittsburgh at Detroit	W	26-20
vs. St. Louis at Omaha	W	19-14
at St. Louis	W	14-0

1963 (2-3-0)				1971 (3-3-0)	
vs. Cleveland at Detroit	W	24-10	vs. New York Jets at Tampa	W	28-24
vs. New York at Cleveland	L	21-24	vs. Cincinnati at Detroit	L	24-31
vs. St. Louis at Omaha	W	22-17	vs. Baltimore at Ann Arbor	W	23-20
vs. Pittsburgh at Detroit	L	7-22	at Miami	L	24-28
vs. Dallas at New Orleans	L	17-27	vs. Buffalo at Detroit	L	17-31
			at Philadelphia	W	49-10
1964 (3-1-1)			1972 (4-2-0)		
vs. Washington at Charlotte	W	28-27	vs. Miami at Detroit	W	31-23
vs. Baltimore at Detroit	T	28-28	at Cincinnati	L	28-30
at Philadelphia	W	17-13	vs. Cleveland at Ann Arbor	W	34-7
vs. Cleveland at Detroit	L	14-35	vs. Washington at Detroit	W	23-10
vs. New York at Cleveland	W	24-10	vs. Baltimore at Tampa	W	24-17
			at New England	L	30-34
1965 (1-4-0)			1973 (4-2-0)		
at Philadelphia	L	17-20	at Washington	W	17-14
vs. Baltimore at Detroit	L	3-23	at Kansas City	W	17-16
vs. Cleveland at Detroit	L	14-28	vs. Baltimore at Memphis	L	28-32
vs. New York at Cleveland	W	25-21	vs. Cincinnati at Detroit	L	10-17
vs. Washington at Canton	L	3-20	at Cleveland	W	16-13
			vs. New England at Detroit	W	34-21
1966 (0-4-1)			1974 (2-4-0)		
vs. Minnesota at New Orleans	T	6-6	at Kansas City	L	12-20
vs. St. Louis at Detroit	L	14-28	at Baltimore	W	6-3
vs. New York at New Haven	L	7-17	vs. Oakland at Detroit	L	10-41
vs. Dallas at Tulsa	L	10-20	at Cincinnati	L	14-27
vs. Baltimore at Detroit	L	0-20	at Buffalo	L	7-28
			vs. Cleveland at Detroit	W	21-7
1967 (3-2-0)			1975 (2-4-0)		
at Denver	L	7-13	vs. Oakland at Berkeley	L	0-34
vs. Buffalo at Detroit	W	19-17	at Miami	L	14-20
at San Diego	W	38-17	vs. Kansas City at Pontiac	W	27-24
vs. Baltimore at Detroit	L	5-14	at Washington	L	13-34
at St. Louis	W	21-7	vs. Cincinnati at Pontiac	L	14-22
			at Cleveland	W	27-24
1968 (2-3-0)			1976 (3-4-0)		
at Buffalo	L	9-13	vs. Denver at Canton	L	7-10
at Philadelphia	W	20-3	vs. Buffalo at Pontiac	W	20-17
vs. Baltimore at Detroit	W	14-7	vs. Miami at Pontiac	L	21-30
at Washington	L	10-16	at Cincinnati	L	14-26
vs. New York Jets at Cleveland	L	6-9	vs. Dallas at Memphis	L	16-36
			at Kansas City	W	23-21
1969 (5-1-0)			vs. Baltimore at Pontiac	W	24-9
at Kansas City	L	13-38	1977 (3-3-0)		
vs. Buffalo at Detroit	W	24-12	vs. Kansas City at Pontiac	W	17-0
vs. Boston at Montreal	W	22-9	at Buffalo	L	10-17
vs. Washington at Tampa	W	21-20	vs. Cincinnati at Pontiac	L	13-17
vs. Philadelphia at Raleigh	W	23-21	at Seattle	W	16-14
vs. New Orleans at Detroit	W	42-7	at Baltimore	L	10-21
			vs. Cleveland at Pontiac	W	24-20
1970 (4-2-0)					
vs. Kansas City at Detroit	L	17-30			
at Buffalo	W	22-6			
at New Orleans	W	31-17			
vs. Philadelphia at Detroit	W	31-7			
vs. Baltimore at Raleigh	L	14-20			
at Cincinnati	W	31-14			

	1978 (2-2-0)				1988 (0-4)
vs. Buffalo at Pontiac	W	28-20	at Cleveland	L	10-13
at Cincinnati	W	14-10	vs. Seattle at Pontiac	L	13-16 (OT)
at Cleveland	L	10-14	at Cincinnati	L	7-24
vs. Baltimore at Pontiac	L	7-13	vs. Philadelphia at Pontiac	L	9-27
	1979 (2-2-0)				1989 (0-4)
vs. Cincinnati at Pontiac	L	28-40	vs. Cleveland at Pontiac	L	24-25
at Buffalo	W	34-13	vs. Cincinnati at Pontiac	L	3-35
vs. Cleveland at Pontiac	W	21-10	at Seattle	L	7-13
at Baltimore	L	7-17	at L.A. Rams	L	14-24
	1980 (3-1-0)				1990 (4-0)
at Miami	L	7-17	at Houston	W	34-10
vs. Buffalo at Pontiac	W	24-17	vs. Buffalo at Pontiac	W	24-13
vs. New Orleans at Pontiac	W	40-17	vs. Kansas City at Pontiac	W	35-21
at Cincinnati	W	15-10	at Cincinnati	W	26-24
	1981 (1-3-0)				1991 (2-3)
at Buffalo	W	21-14	vs. Denver at Canton, Ohio	W	14-3
vs. Cincinnati at Pontiac	L	20-30	vs. Cincinnati at Pontiac	W	24-20
vs. Miami at Pontiac	L	27-31	at Buffalo	L	16-21
at New Orleans	L	17-20 (OT)	at Kansas City	L	14-38
	1982 (2-2-0)				1992 (1-4)
vs. Cleveland at Pontiac	L	16-17	vs. Houston at Pontiac	L	7-17
vs. Oakland at Pontiac	W	30-16	at Buffalo	L	24-30
at Cincinnati	W	27-23	vs. New England at Pontiac	W	42-9
at Buffalo	L	10-13	at Cincinnati	L	17-34
	1983 (2-2-0)				1993 (4-0-1)
at Philadelphia	L	17-21	vs. Buffalo at Pontiac	W	14-7
at Kansas City	W	17-13	vs. Dallas at London, England	T	10-10
vs. Buffalo at Pontiac	L	16-17	at Houston	W	24-20
vs. Cincinnati at Pontiac	W	34-7	vs. Cincinnati at Pontiac	W	30-7
	1984 (2-2-0)				1994 (2-2)
vs. Philadelphia at Pontiac	W	17-14	vs. New York Jets at Pontiac	W	26-13
vs. Seattle at Pontiac	L	24-28	at Cleveland	L	7-16
at Buffalo	W	17-12	vs. Arizona at Pontiac	W	24-16
at Cincinnati	L	14-35	at Cincinnati	L	14-38
	1985 (1-2-1)				1995 (3-1)
vs. Buffalo at Pontiac	T	10-10	at New England	W	30-17
at Seattle	L	3-28	vs. Jacksonville at Pontiac	W	19-3
vs. Cincinnati at Pontiac	W	31-17	vs. Cincinnati at Pontiac	W	20-13
at Philadelphia	L	16-20	at New Orleans	L	10-24
	1986 (2-2-0)				1996 (3-1)
vs. Philadelphia at Pontiac	L	9-17	vs. New Orleans at Pontiac	L	22-23
vs. Seattle at Pontiac	W	30-27	vs. Washington at Pontiac	W	34-25
at Indianapolis	L	13-20	at Houston	W	34-23
at Cincinnati	W	30-20	at Cincinnati	W	24-17
	1987 (2-2-0)				
vs. Indianapolis at Pontiac	L	19-22			
vs. Cincinnati at Pontiac	W	23-9			
at Seattle	L	10-38			
at Philadelphia	W	36-3			

Year-By-Year Results

OT Overtime *HOME GAME (M) Milwaukee # Silverdome sellout



Detroit's first team - The 1934 Lions

1934

TEAM STATISTICS

	Detroit	(Avg.)	Opps	(Avg.)
TOTAL YARDS	3510	270.0	1960	150.8
RUSHING YARDS	2763	212.5		
PASSING YARDS	747	57.5		
POINTS SCORED	238	18.3	59	4.5

LION LEADERS

RUSHING	Dutch Clark - 122 att. - 763 yards
PASSING	Dutch Clark - 49 att - 23 comp - 383 yds
RECEIVING	Harry Ebding - 9 rec. - 257 yards
SCORING	Dutch Clark - 73 points (8 TD's, 4 FG's, 13 PAT's)

HONOR ROLL

ALL-LEAGUE George Christensen (T), Earl "Dutch" Clark (QB)

1934 RESULTS (10-3-0) 2nd

Date	Opponent	Crowd	W-L-T	Score
9-23	New York	12,000*	W	9-0
9-30	Cardinals	18,000	W	6-0
10-7	Green Bay	7,500	W	3-0
10-14	Philadelphia	9,860	W	10-0
10-17	Boston	12,000*	W	24-0
10-22	Brooklyn	11,000*	W	28-0
10-28	Cin.-St. Louis	4,800	W	38-0
11-4	Pittsburgh	6,000*	W	40-7
11-11	Cardinals	11,000*	W	17-13
11-18	Cin.-St. Louis	15,000*	W	40-7
11-25	Green Bay	12,000*	L	0-3
11-29	Chicago	26,000*	L	16-19
12-2	Chicago	34,412	L	7-10

George "Potsy" Clark, Coach

1934 NFL STANDINGS

Western Division					Eastern Division				
	W	L	T	Pct.		W	L	T	Pct.
Chicago Bears	13	0	0	1.000	New York	8	5	0	.615
DETROIT	10	3	0	.769	Boston	6	6	0	.500
Green Bay	7	6	0	.538	Brooklyn	4	7	0	.363
Chicago Cardinals	5	8	0	.454	Philadelphia	4	7	0	.363
St. Louis	1	10	0	.090	Pittsburgh	2	10	0	.166

New York defeated Bears, 30-13, for World's Championship.

IN 1934: The Dionne sisters, the first quintuplets to survive beyond infancy, were born in Canada.

1935

TEAM STATISTICS

	Detroit	(Avg.)	Opps	(Avg.)
TOTAL YARDS	2756	229.7	2023	168.6
RUSHING YARDS	1773	147.8		
PASSING YARDS	920	76.7		
POINTS SCORED	191	15.9	111	9.3

LION LEADERS

RUSHING	Ernie Caddel - 87 att. - 450 yards
PASSING	Bill Shepherd - 64 att - 28 comp - 417 yds
RECEIVING	Ernie Caddel - 10 rec. - 171 yards
SCORING	Dutch Clark - 55 points (6 TD's, 1 FG, 16 PAT's)

HONOR ROLL

ALL-LEAGUE Ernie Caddel (G), Earl "Dutch" Clark (QB)

1935 RESULTS (7-3-2) 1st

Date	Opponent	George "Potsy" Clark	Crowd	Coach	W-L-T	Score
9-20	Philadelphia	12,000*		W	35-0	
9-29	Cardinals	8,200*		T	10-10	
10-6	Brooklyn	12,000		L	10-12	
10-13	Boston	18,737		W	17-7	
10-20	Green Bay (M)	9,500		L	9-13	
10-30	Boston	17,000*		W	14-0	
11-3	Cardinals	5,000		W	7-6	
11-10	Green Bay	1,200		L	7-31	
11-17	Green Bay	12,000*		W	20-10	
11-24	Chicago	14,624		T	20-20	
11-28	Chicago	18,000*		W	14-2	
12-1	Brooklyn	15,000*		W	28-0	

World Championship

12-15 New York 15,000* W 26-7

1935 NFL STANDINGS

Western Division

	W	L	T	Pct.
DETROIT	7	3	2	.700
Green Bay	8	4	0	.666
Chicago Cardinals	6	4	2	.600
Chicago Bears	6	4	2	.600

Eastern Division

	W	L	T	Pct.
New York	9	3	0	.750
Brooklyn	5	6	1	.454
Pittsburgh	4	8	0	.333
Boston*	2	8	1	.200
Philadelphia*	2	9	0	.181

DETROIT defeated New York, 26-7, for World's Championship. *One game canceled.

IN 1935: President Roosevelt opens second phase of New Deal, calling for social security, better housing, equitable taxation and farm assistance.

1936

TEAM STATISTICS

	Detroit	(Avg.)	Opps	(Avg.)
TOTAL YARDS	3703	308.6	2489	207.4
RUSHING YARDS	2885	240.4		
PASSING YARDS	818	68.2		
POINTS SCORED	235	19.6	102	8.5

LION LEADERS

RUSHING	Ernie Caddel - 87 att. - 450 yards
PASSING	Dutch Clark - 71 att - 38 comp - 467 yds
RECEIVING	Ernie Caddel - 19 rec. - 150 yards
SCORING	Dutch Clark - 73 points (7 TD's, 4 FG's, 19 PAT's)

HONOR ROLL

ALL-LEAGUE Earl "Dutch" Clark (QB), Ox Emerson (G)

1936 RESULTS (8-4-0) 3rd

Date	Opponent	George "Potsy" Clark	Crowd	Coach	W-L-T	Score
9-27	Cardinals	15,000*		W	39-0	
10-11	Philadelphia	15,000		W	23-0	
10-14	Brooklyn	8,000		W	14-7	
10-18	Green Bay	13,500		L	18-20	
10-25	Chicago	27,424		L	10-12	
11-1	New York	25,000		L	7-14	
11-8	Pittsburgh	20,000*		W	26-3	
11-15	New York	20,000*		W	38-0	
11-22	Cardinals	7,579		W	14-7	
11-26	Chicago	22,000*		W	13-7	
11-29	Green Bay	22,000*		L	17-26	
12-6	Brooklyn	10,000*		W	14-6	

1936 NFL STANDINGS

Western Division

	W	L	T	Pct.
Green Bay	10	1	1	.909
Chicago Bears	9	3	0	.750
DETROIT	8	4	0	.666
Chicago Cardinals	3	8	1	.272

Eastern Division

	W	L	T	Pct.
Boston	7	5	0	.583
Pittsburgh	6	6	0	.500
New York	5	6	1	.455
Brooklyn	3	8	1	.273
Philadelphia	1	11	0	.064

Green Bay defeated Boston, 21-6, for World's Championship.

IN 1936: American Eugene O'Neill wins the Nobel Prize for Literature.

1937

TEAM STATISTICS

	Detroit	(Avg.)	Opps	(Avg.)
TOTAL YARDS	2707	246.1	2102	191.1
RUSHING YARDS	2074	188.5		
PASSING YARDS	633	57.5		
POINTS SCORED	180	16.4	105	9.5

LION LEADERS

RUSHING	Dutch Clark - 96 att. - 468 yards
PASSING	Bill Shepherd - 46 att - 19 comp - 297 yds
RECEIVING	Ernie Caddel - 9 rec. - 80 yards
SCORING	Dutch Clark - 45 points (6 TD's, 1 FG, 6 PAT's)

HONOR ROLL

ALL-LEAGUE Earl "Dutch" Clark (QB)

1937 RESULTS (7-4-0) 3rd

Date	Opponent	Earl "Dutch" Clark, Coach	Crowd	W-L-T	Score
9-10	Cleveland		24,800	W	28-0
9-19	Cardinals		17,000*	W	16-7
10-3	Green Bay		17,553	L	6-26
10-10	Pittsburgh		16,000*	W	7-3
10-17	Brooklyn		18,000*	W	30-0
10-24	Chicago		34,530	L	20-28
10-31	Green Bay		23,000*	L	13-14
11-7	Cleveland		15,500*	W	27-7
11-14	New York		35,000	W	17-0
11-21	Cardinals		8,576	W	16-7
11-25	Chicago		24,173*	L	0-13

1937 NFL STANDINGS

Western Division

	W	L	T	Pct.
Chicago Bears	9	1	1	.900
Green Bay	7	4	0	.636
DETROIT	7	4	0	.636
Chicago Cardinals	5	5	1	.500
Cleveland	1	10	0	.091

Eastern Division

	W	L	T	Pct.
Washington	8	3	0	.727
New York	6	3	2	.667
Pittsburgh	4	7	0	.364
Brooklyn	3	7	1	.300
Philadelphia	2	8	1	.200

Washington defeated Bears, 28-21, for World's Championship.

IN 1937: Amelia Earhart reported lost somewhere over the Pacific on around-the-world flight.

1938

TEAM STATISTICS

	Detroit	(Avg.)	Opps	(Avg.)
TOTAL YARDS	2640	240.0	2199	199.9
RUSHING YARDS	1893	172.1		
PASSING YARDS	747	67.9		
POINTS SCORED	119	10.8	108	9.8

LION LEADERS

RUSHING	Bill Shepherd - 100 att. - 455 yards
PASSING	Vern Huffman - 85 att - 27 comp - 382 yards
RECEIVING	Lloyd Cardwell - 9 rec. - 138 yards
SCORING	Lloyd Cardwell - 30 points (5 TD's)

HONOR ROLL

ALL-LEAGUE Lloyd Cardwell (HB)

1938 RESULTS (7-4-0) 2nd

Date	Opponent	Earl "Dutch" Clark, Coach	Crowd	W-L-T	Score
9-9	Pittsburgh		17,000*	W	16-7
10-2	Cleveland		8,012	L	17-21
10-9	Green Bay		21,968	W	17-7
10-18	Washington		42,855*	L	5-7
10-23	Cardinals		17,917*	W	10-0
10-30	Chicago		24,356	W	13-7
11-8	Cleveland		30,140*	W	6-0
11-13	Green Bay		45,139*	L	7-28
11-20	Cardinals		8,279	W	7-3
11-24	Chicago		26,200*	W	14-7
12-4	Philadelphia		19,000*	L	7-21

1938 NFL STANDINGS

Western Division

	W	L	T	Pct.
Green Bay	8	3	0	.727
DETROIT	7	4	0	.636
Chicago Bears	6	5	0	.545
Cleveland	4	7	0	.364
Chicago Cardinals	2	9	0	.162

Eastern Division

	W	L	T	Pct.
New York	8	2	1	.800
Washington	6	3	2	.666
Brooklyn	4	4	3	.500
Philadelphia	5	6	0	.455
Pittsburgh	2	9	0	.182

New York defeated Green Bay, 23-17, for World's Championship.

IN 1938: Douglas "Wrong Way" Corrgan makes trans-Atlantic flight from New York to Dublin.

1939

TEAM STATISTICS

	Detroit	(Avg.)	Opps	(Avg.)
TOTAL YARDS	2905	264.1	2603	236.6
RUSHING YARDS	1487	135.2		
PASSING YARDS	1357	123.4		
POINTS SCORED	145	13.2	150	13.6

LION LEADERS

RUSHING	Bill Shepherd - 85 att. - 420 yards
PASSING	Dwight Sloan - 102 att - 45 comp - 658 yds
RECEIVING	Monk Moscrip - 14 rec. - 176 yards
SCORING	Chuck Hanneman - 29 points (2 TD's, 4 FG's, 5 PAT's)

1939 RESULTS (6-5-0) 3rd

Gus Henderson, Coach				
Date	Opponent	Crowd	W-L-T	Score
9-10	Cardinals	15,075*	W	21-13
9-24	Brooklyn	15,515*	W	27-7
10-1	Cardinals	11,000	W	17-3
10-15	Cleveland	30,096*	W	15-7
10-22	Green Bay	22,558	L	7-26
10-29	Chicago	30,903	W	10-0
11-5	New York	47,492*	W	18-14
11-12	Chicago	42,684*	L	13-23
11-19	Cleveland	28,142	L	3-14
11-26	Washington	36,183	L	7-31
12-3	Green Bay	30,699*	L	7-12

1939 NFL STANDINGS

Western Division

	W	L	T	Pct.
Green Bay	9	2	0	.618
Chicago Bears	8	3	0	.727
DETROIT	6	5	0	.545
Cleveland	5	5	1	.500
Chicago Cardinals	1	10	0	.091

Eastern Division

	W	L	T	Pct.
New York	9	1	1	.900
Washington	8	2	1	.600
Brooklyn	4	6	1	.400
Philadelphia	1	9	1	.100
Pittsburgh	1	9	1	.100

Green Bay defeated New York, 27-0, for World's Championship.

IN 1939: Einstein writes FDR about feasibility of the atomic bomb.

1940

TEAM STATISTICS

	Detroit	(Avg.)	Opps	(Avg.)
TOTAL YARDS	2634	239.5	2357	214.3
RUSHING YARDS	1457	132.5		
PASSING YARDS	1177	107.0		
POINTS SCORED	138	12.5	153	13.9

LION LEADERS

RUSHING	Whizzer White - 146 att. - 514 yards
PASSING	Whizzer White - 80 att - 35 comp - 461 yds
RECEIVING	Lloyd Cardwell - 20 rec. - 349 yards
SCORING	Whizzer White - 32 points (5 TD's, 2 PAT's)

HONOR ROLL

ALL-LEAGUE Byron "Whizzer" White (HB), John Wietho (G)

1940 RESULTS (5-5-1) 3rd

George "Potsy" Clark, Coach				
Date	Opponent	Crowd	W-L-T	Score
9-15	Cardinals	18,048	T	0-0
9-22	Pittsburgh	15,310*	L	7-10
9-29	Cleveland	15,347*	W	6-0
10-6	Cardinals	20,619*	W	43-14
10-13	Chicago	34,217	L	0-7
10-20	Green Bay	21,001	W	23-14
10-27	Washington	28,909*	L	14-20
11-3	Cleveland	18,881	L	0-24
11-10	Chicago	21,735*	W	17-14
11-17	Philadelphia	6,327	W	21-0
11-24	Green Bay	26,019*	L	7-50

1940 NFL STANDINGS

Western Division

	W	L	T	Pct.
Chicago Bears	8	3	0	.727
Green Bay	6	4	1	.600
DETROIT	5	5	1	.500
Cleveland	4	6	1	.400
Chicago Cardinals	2	7	2	.222

Eastern Division

	W	L	T	Pct.
Washington	9	2	0	.816
Brooklyn	8	3	0	.727
New York	6	4	1	.600
Pittsburgh	2	7	2	.222
Philadelphia	1	10	0	.100

Bears defeated Washington, 73-0, for World's Championship.

IN 1940: Franklin D. Roosevelt defeats Wendell Willkie in the U.S. Presidential election.

1941

TEAM STATISTICS

	Detroit	(Avg.)	Opps	(Avg.)
TOTAL YARDS	1843	167.5	3021	274.6
RUSHING YARDS	975	88.6		
PASSING YARDS	854	77.6		
POINTS SCORED	121	11.0	195	17.7

LION LEADERS

RUSHING	Whizzer White - 89 att. - 238 yards
PASSING	Whizzer White - 62 att - 22 comp - 338 yds
RECEIVING	Bill Fisk - 9 rec. - 140 yards
SCORING	Whizzer White - 24 points (6 TD's)

1941 RESULTS (4-6-1) 3rd

William "Bill" Edwards, Coach				
Date	Opponent	Crowd	W-L-T	Score
9-14	Green Bay	16,734	L	0-23
9-21	Brooklyn	18,269	L	7-14
9-27	Cardinals	15,458	T	14-14
10-14	Cleveland	26,481*	W	17-7
10-19	Chicago	29,980	L	0-49
10-26	Green Bay	30,269*	L	7-24
11-2	Cleveland	10,554	W	14-0
11-9	New York	27,875	L	13-20
11-16	Philadelphia	16,306*	W	21-17
11-23	Chicago	28,657*	L	7-24
11-30	Cardinals	17,501*	W	21-3

1941 NFL STANDINGS

Western Division

	W	L	T	Pct.
Chicago Bears*	10	1	0	.909
Green Bay	10	1	0	.909
DETROIT	4	6	1	.400
Chicago Cardinals	3	7	1	.300
Cleveland	2	9	0	.182

Eastern Division

	W	L	T	Pct.
New York	8	3	0	.727
Brooklyn	7	4	0	.636
Washington	6	5	0	.545
Philadelphia	2	8	1	.200
Pittsburgh	1	9	1	.100

*Bears defeated Green Bay, 33-14, in divisional playoff.
Bears defeated New York, 37-9, for World's Championship.

IN 1941: Japanese surprise attack on U.S. fleet at Pearl Harbor brings the United States into World War II.

1942

TEAM STATISTICS

	Detroit	(Avg.)	Opps	(Avg.)
TOTAL YARDS	2206	200.5	3083	280.3
RUSHING YARDS	1261	114.6		
PASSING YARDS	885	80.5		
POINTS SCORED	38	3.5	263	23.9

LION LEADERS

RUSHING	Mickey Sanzotta - 71 att. - 268 yards
PASSING	Harry Hopp - 68 att - 20 comp - 258 yds
RECEIVING	Bill Fisk - 15 rec. - 177 yards
SCORING	Elmer Hackney - 12 points (2 TD's)

1942 RESULTS (0-11-0) 5th

William "Bill" Edwards, Coach				
Date	Opponent	Crowd	W-L-T	Score
9-20	Cardinals	14,742	L	0-13
9-27	Cleveland	14,646*	L	0-14
10-4	Brooklyn	12,598*	L	7-28
John Karcis, Coach				
10-11	Green Bay (M)	19,500	L	7-38
10-18	Cardinals	14,100*	L	0-7
10-25	Green Bay	19,097*	L	7-28
11-1	Chicago	12,205	L	0-16
11-8	Pittsburgh	16,675*	L	7-35
11-15	Cleveland	4,029	L	7-27
11-22	Chicago	17,348*	L	0-42
11-29	Washington	6,044*	L	3-15

1942 NFL STANDINGS

Western Division

	W	L	T	Pct.
Chicago Bears	11	0	0	1.000
Green Bay	8	2	1	.800
Cleveland	5	6	0	.455
Chicago Cardinals	3	8	0	.273
DETROIT	0	11	0	.000

Eastern Division

	W	L	T	Pct.
Washington	10	1	0	.909
Pittsburgh	7	4	0	.636
New York	5	5	1	.500
Brooklyn	3	8	0	.273
Philadelphia	2	9	0	.162

Washington defeated Bears, 14-6, for World's Championship.

1942: Enrico Fermi achieves nuclear chain reaction.

1943

TEAM STATISTICS

	Detroit	(Avg.)	Opps	(Avg.)
TOTAL YARDS	2408	240.8	2837	283.7
RUSHING YARDS	817	81.7		
PASSING YARDS	1290	129.0		
POINTS SCORED	178	17.8	238	23.8

LION LEADERS

RUSHING	Frank Sinkwich - 93 att. - 266 yds.
PASSING	Frank Sinkwich - 126 att - 50 comp - 699 yds
RECEIVING	Harry Hopp - 17 rec. - 229 yards
SCORING	Harry Hopp - 54 points (6 TD's)

1943 RESULTS (3-6-1) 3rd

		Charles "Gus" Dorais, Coach		
Date	Opponent	Crowd	W-L-T	Score
9-19	Cardinals	23,408*	W	35-17
9-26	Brooklyn	23,768*	W	27-20
10-3	Chicago	48,118*	L	21-27
10-10	Green Bay	21,395	L	14-35
10-17	Cardinals	15,072	W	7-0
10-24	Green Bay	41,463*	L	6-27
10-31	Chicago	25,187	L	14-35
11-7	New York	16,992*	T	0-0
11-14	Washington	35,540	L	20-42
11-21	Phil.-Pitt.	23,338	L	34-35

1943 NFL STANDINGS

Western Division

	W	L	T	Pct.
Chicago Bears	8	1	1	.899
Green Bay	7	2	1	.778
DETROIT	3	6	1	.333
Chicago Cardinals	0	10	0	.000

Eastern Division

	W	L	T	Pct.
Washington*	6	3	1	.667
New York	6	3	1	.667
Phil.-Pitt.	5	4	1	.555
Brooklyn	2	8	0	.200

*Washington defeated New York, 28-0, in divisional playoff.
Bears defeated Washington, 41-21, for World's Championship.

IN 1943: "Oklahoma" opens on Broadway, beginning a run of 2,377 performances.

1944

TEAM STATISTICS

	Detroit	(Avg.)	Opps	(Avg.)
TOTAL YARDS	2655	265.5	2673	267.3
RUSHING YARDS	1141	114.1		
PASSING YARDS	1475	147.5		
POINTS SCORED	216	21.6	151	15.1

LION LEADERS

RUSHING	Frank Sinkwich - 150 att. - 563 yards - 6 TD
PASSING	Frank Sinkwich - 148 att - 58 comp - 1060 yds - 12 TD - 20 int
RECEIVING	Jack Matheson - 23 rec. - 361 yards - 3 TD
SCORING	Frank Sinkwich - 66 points (6 TD's, 2 FG's 24 PAT's)
PUNT RET	Frank Sinkwich - 11 ret. - 148 yards - 13.5 avg. - 0 TD
KO RET	Arthur Van Tone - 9 ret. - 227 yards - 25.2 avg. - 1 TD
PUNTING	Frank Sinkwich - 45 punts - 1845 yards - 41.0 avg.
INTS	Alex Wojciechowicz - 7 int. - 88 yards - 0 TD

1944 RESULTS (6-3-1) 2nd

		Charles "Gus" Dorais, Coach		
Date	Opponent	Crowd	W-L-T	Score
10-1	Green Bay (M)	18,556	L	6-27
10-8	Brooklyn	15,702	W	19-14
10-15	Cleveland	21,115*	L	17-20
10-22	Chicago	23,835*	T	21-21
10-29	Green Bay	30,844*	L	0-14
11-5	Card.-Pitt.	17,743	W	27-6
11-12	Card.-Pitt.	13,239*	W	21-7
11-19	Chicago	21,960*	W	41-21
11-26	Cleveland	7,462	W	26-14
12-3	Boston	15,027*	W	38-7

HONOR ROLL

ALL-LEAGUE Frank Sinkwich (HB)

1944 NFL STANDINGS

Western Division

	W	L	T	Pct.
Green Bay	8	2	0	.800
Chicago Bears	6	3	1	.667
DETROIT	6	3	1	.667
Cleveland	4	6	0	.400
Card.-Pittsburgh	0	10	0	.000

Eastern Division

	W	L	T	Pct.
New York	6	1	1	.869
Philadelphia	7	1	2	.875
Washington	6	3	1	.667
Boston	2	8	0	.200
Brooklyn	0	10	0	.000

Green Bay defeated New York, 14-7, for World's Championship.

IN 1944: FDR wins unprecedented fourth term as President, defeating Thomas E. Dewey.

1945

TEAM STATISTICS

	Detroit	(Avg.)	Opps	(Avg.)
TOTAL YARDS	2485	248.5	2548	254.8
RUSHING YARDS	857	85.7		
PASSING YARDS	1544	154.4		
POINTS SCORED	195	19.5	194	19.4

LION LEADERS

RUSHING	Bob Westfall - 82 att. - 234 yards - 6 TD
PASSING	Charles Fenenbock - 110 att - 45 comp - 752 yds - 7 TD - 11 int
RECEIVING	John Greene - 26 rec. - 550 yards - 5 TD
SCORING	Bob Westfall - 54 points (9 TD's)
PUNT RET	Dave Ryan - 15 punts - 221 yards - 14.7 avg.
KO RET	Andrew Farkas - 8 ret. - 165 yards - 20.6 avg. - 0 TD
PUNTING	Charles Fenenbock - 29 punts - 1067 yards - 36.8 avg.
INTS	Dave Ryan, Charles DeShane, John Greene, Damon Tassos, Ivan Trebotich - 3 each

1945 RESULTS (7-3-0) 2nd

Charles "Gus" Dorais, Coach				
Date	Opponent	Crowd	W-L-T	Score
9-23	Cardinals	5,461	W	10-0
10-7	Green Bay (M)	20,463	L	21-57
10-14	Philadelphia	22,580*	W	28-24
10-21	Cardinals	32,644	W	26-0
10-28	Chicago	37,260*	W	16-10
11-4	Boston	17,631	W	10-9
11-11	Chicago	24,798	W	35-28
11-18	New York	38,215	L	14-35
11-22	Cleveland	40,017*	L	21-28
12-2	Green Bay	23,468*	W	14-3

HONOR ROLL

ALL-LEAGUE Bill Radovich (G), Bob Westfall (FB), Emil Uremovich (T)

1945 NFL STANDINGS

Western Division

	W	L	T	Pct.
Cleveland	9	1	0	.900
DETROIT	7	3	0	.700
Green Bay	6	4	0	.600
Chicago Bears	3	7	0	.300
Chicago Cardinals	1	9	0	.100

Cleveland defeated Washington, 15-14, for World's Championship.

Eastern Division

	W	L	T	Pct.
Washington	8	2	0	.600
Philadelphia	7	3	0	.700
New York	3	6	1	.333
Yanks	3	6	1	.333
Pittsburgh	2	8	0	.200

IN 1945: U.S. drops atomic bombs on Hiroshima and Nagasaki; Japan surrenders to end World War II.

1946

TEAM STATISTICS

	Detroit	(Avg.)	Opps	(Avg.)
TOTAL YARDS	2169	197.2	3698	336.2
RUSHING YARDS	472	42.9		
PASSING YARDS	1674	152.2		
POINTS SCORED	152	13.8	310	28.2

LION LEADERS

RUSHING	Camp Wilson - 64 att. - 207 yards - 3 TD
PASSING	Dave Ryan - 154 att. - 73 comp - 965 yards - 6 TD - 17 int
RECEIVING	John Greene - 20 rec. - 289 yards - 2 TD
SCORING	Bob Cifers - 24 points (4 TD's)
PUNT RET	Dave Ryan - 7 ret. - 57 yards - 8.1 avg. - 0 TD
KO RET	Dave Ryan - 15 ret. - 308 yards - 20.5 avg. - 0 TD
PUNTING	Bob Cifers - 30 punts - 1368 yards - 45.6 avg.
INTS	Dave Ryan - 4 int. - 105 yards - 0 TD

1946 RESULTS (1-10-0) 5th

Charles "Gus" Dorais, Coach				
Date	Opponent	Crowd	W-L-T	Score
9-30	Cardinals	14,667	L	14-34
10-6	Washington	33,569	L	16-17
10-13	Cardinals	21,939*	L	14-36
10-20	Los Angeles	27,928	L	14-35
10-27	Green Bay (M)	17,073	L	7-10
11-3	Los Angeles	34,447*	L	20-41
11-10	Pittsburgh	13,621*	W	27-7
11-17	Green Bay	21,055*	L	0-9
11-24	Chicago	24,270	L	6-42
11-28	Boston	13,010*	L	10-34
12-8	Chicago	19,579*	L	24-45

1946 NFL STANDINGS

Western Division

	W	L	T	Pct.
Chicago Bears	8	2	1	.800
Los Angeles	6	4	1	.600
Green Bay	6	5	0	.545
Chicago Cardinals	6	5	0	.545
DETROIT	1	10	0	.091

Chicago Bears defeated New York, 24-14, for World's Championship.

Eastern Division

	W	L	T	Pct.
New York	7	3	1	.700
Philadelphia	6	5	0	.545
Washington	5	5	1	.500
Pittsburgh	5	5	1	.500
Boston	2	8	1	.200

IN 1946: The first meeting of the United Nations General Assembly opens in London.

1947

TEAM STATISTICS

	Detroit	(Avg.)	Opps	(Avg.)
TOTAL YARDS	1947	162.3	3774	314.5
RUSHING YARDS	1234	102.8		
PASSING YARDS	2449	204.1		
POINTS SCORED	231	19.3	305	25.4

LION LEADERS

RUSHING	Camp Wilson - 89 att. - 412 yards - 0 TD
PASSING	Clyde LeForce - 175 att - 94 comp - 1384 yds - 13 TD - 20 int
RECEIVING	John Greene - 38 rec. - 621 yards - 5 TD
SCORING	Bill Dudley - 66 points (11 TD's)
PUNT RET	Bill Dudley - 11 ret. - 182 yards - 16.5 avg. - 1 TD
KO RET	Bill Dudley - 15 ret. - 359 yards - 23.9 avg. - 0 TD
PUNTING	Leroy Zimmerman-49 punts 2077 yards - 42.4 avg.
INTS	Bill Dudley - 5 int. - 104 yards - 1 TD

1947 RESULTS (3-9-0) 5th

		Charles "Gus" Dorais, Coach		
Date	Opponent	Crowd	W-L-T	Score
9-21	Pittsburgh	34,681	L	10-17
9-28	Cardinals	22,245	L	21-45
10-5	Boston	16,097	W	21-7
10-12	Los Angeles	42,955*	L	13-27
10-19	Chicago	31,960	L	24-33
10-26	Green Bay	23,100	L	17-34
11-2	New York	28,812*	W	35-7
11-9	Cardinals	25,296*	L	7-17
11-16	Washington	17,003*	W	38-21
11-23	Los Angeles	17,693	L	17-28
11-27	Chicago	27,214*	L	14-34
12-7	Green Bay	14,055*	L	14-35

1947 NFL STANDINGS

Western Division

	W	L	T	Pct.
Chicago Cardinals	9	3	0	.750
Chicago Bears	8	4	0	.667
Green Bay	6	5	1	.545
Los Angeles	6	6	0	.500
DETROIT	3	9	0	.250

Eastern Division

	W	L	T	Pct.
Philadelphia*	8	4	0	.667
Pittsburgh	8	4	0	.667
Boston	4	7	1	.364
Washington	4	8	0	.333
New York	2	8	2	.200

*Philadelphia defeated Pittsburgh, 21-0, in divisional playoff.

Chicago Cardinals defeated Philadelphia, 26-21, for World's Championship.

IN 1947: In the first piloted supersonic flight, Capt. Charles E. Yeager flew the X-1 rocket-powered research plane faster than the speed of sound at Muroc (Calif.) Air Force Base.

1948

TEAM STATISTICS

	Detroit	(Avg.)	Opps	(Avg.)
TOTAL YARDS	3725	310.4	4562	380.2
RUSHING YARDS	1350	112.5		
PASSING YARDS	2288	190.7		
POINTS SCORED	200	16.7	407	33.9

LION LEADERS

RUSHING	Camp Wilson - 157 att. - 612 yards - 2 TD
PASSING	Fred Enke - 221 att - 100 comp - 1328 yds - 11 TD - 17 int
RECEIVING	Joe Margucci - 36 rec. - 450 yards - 2 TD
SCORING	Bill Dudley - 42 points (6 TD's)
PUNT RET	Joe Margucci - 10 ret. - 100 yards - 10.0 avg. - 0 TD
KO RET	Camp Wilson-10 ret.-228 yards - 22.8 avg.-0 TD
PUNTING	George Grimes - 28 punts-1005 yards-35.9 avg.
INTS	Jim Gillette - 6 int. - 17 yards - 0 TD

1948 RESULTS (2-10-0) 5th

		Alvin "Bo" McMillin, Coach		
Date	Opponent	Crowd	W-L-T	Score
9-22	Los Angeles	12,941	L	7-44
10-3	Green Bay	21,403	L	21-33
10-9	Boston	18,747*	L	14-17
10-17	Chicago	35,425	L	0-28
10-24	Los Angeles	17,444*	L	27-34
10-31	Green Bay	15,045*	W	24-20
11-7	Cardinals	22,311	L	20-56
11-14	Washington	32,528	L	21-46
11-21	Pittsburgh	13,646*	W	17-14
11-25	Cardinals	22,099*	L	14-28
12-5	Chicago	25,781*	L	14-42
12-12	Philadelphia	15,322	L	21-45

1948 NFL STANDINGS

Western Division

	W	L	T	Pct.
Chicago Cardinals	11	1	0	.917
Chicago Bears	10	2	0	.833
Los Angeles	6	5	1	.545
Green Bay	3	9	0	.250
DETROIT	2	10	0	.167

Eastern Division

	W	L	T	Pct.
Philadelphia	9	2	1	.616
Washington	7	5	0	.563
New York	4	8	0	.333
Pittsburgh	4	8	0	.333
Boston	3	9	0	.250

Philadelphia defeated Cardinals, 7-0, for World's Championship.

IN 1948: Citation claims horseracing's Triple Crown, winning the Kentucky Derby, Preakness and Belmont Stakes.

1949

TEAM STATISTICS

	Detroit	(Avg.)	Opps	(Avg.)
TOTAL YARDS	3687	307.3	3653	304.4
RUSHING YARDS	1381	115.1		
PASSING YARDS	2291	190.1		
POINTS SCORED	237	19.8	259	21.6

LION LEADERS

RUSHING	Bill Dudley - 125 att. - 402 yards - 4 TD
PASSING	Frank Tripucka - 145 att - 62 comp - 833 yds - 9 TD - 14 int
RECEIVING	Bob Mann - 66 rec. - 1014 yards - 4 TD
SCORING	Bill Dudley - 81 points (6 TD's, 5 FG's, 30 PAT's)
PUNT RET	Bill Dudley - 11 ret. - 199 yards - 18.1 avg. - 1 TD
KO RET	Don Doll - 21 ret. - 536 yards - 25.5 avg. - 0 TD
PUNTING	Bill Dudley - 32 punts - 1277 yards - 39.9 avg.
INTS	Don Doll - 11 int. - 301 yards - 2 TD

1949 RESULTS (4-8-0) 4th

Date	Opponent	Crowd	W-L-T	Score
9-23	Los Angeles	17,878	L	24-27
10-3	Philadelphia	20,163*	L	14-22
10-8	Pittsburgh	21,594	L	7-14
10-16	Los Angeles	19,839*	L	10-21
10-23	Cardinals	19,490	W	24-7
10-30	Green Bay (M)	6,177	L	14-16
11-6	Cardinals	19,465*	L	19-42
11-13	Chicago	32,716	L	24-27
11-20	New York	14,661	W	45-21
11-24	Chicago	22,912*	L	7-28
12-4	NY Bulldogs	11,956*	W	28-27
12-11	Green Bay	9,722*	W	21-7

HONOR ROLL

ALL-LEAGUE: Don Doll (HB)

1949 NFL STANDINGS

Western Division

	W	L	T	Pct.
Los Angeles	8	2	2	.800
Chicago Bears	9	3	0	.750
Chicago Cardinals	6	5	1	.545
DETROIT	4	8	0	.333
Green Bay	2	10	0	.167

Eastern Division

	W	L	T	Pct.
Philadelphia	11	1	0	.917
Pittsburgh	6	5	1	.545
New York Giants	6	6	0	.500
Washington	4	7	1	.364
New York Bulldogs	1	10	1	.091

Philadelphia defeated Los Angeles, 14-0, for World's Championship.

IN 1949: Twelve nations unite to establish North Atlantic Treaty Organization (NATO).

1950

TEAM STATISTICS

	Detroit	(Avg.)	Opps	(Avg.)
TOTAL YARDS	4398	366.5	3947	328.9
RUSHING YARDS	1626	135.5		
PASSING YARDS	2772	231.0		
POINTS SCORED	321	26.8	295	24.6

LION LEADERS

RUSHING	Bob Hoernschemyer - 84 att. - 471 yards - 1 TD
PASSING	Bobby Layne - 336 att - 152 comp - 2323 yds - 16 TD - 18 int
RECEIVING	Cloyce Box - 50 rec. - 1009 yards - 11 TD
SCORING	Doak Walker (11 TD's, 8 FG's, 38 PAT's)
PUNT RET	Clarence Self - 12 ret. - 129 yards - 10.8 avg. - 0 TD
KO RET	Doak Walker - 10 ret. - 225 yards - 22.5 avg. - 0 TD
PUNTING	Bob Smith - 32 punts - 1309 yards - 40.9 avg.
INTS	Don Doll - 12 int. - 163 yards - 1 TD

HONOR ROLL

ALL-LEAGUE Doak Walker (RB)

1950 RESULTS (6-6-0) 4th

Date	Opponent	Crowd	W-L-T	Score
9-17	Green Bay	20,285	W	45-7
9-24	Pittsburgh	19,600*	W	10-7
10-2	NY Yanks	11,096	L	21-44
10-8	San Francisco	26,000*	W	24-7
10-15	Los Angeles	28,000*	L	28-30
10-22	San Francisco	26,252	L	27-38
10-29	Los Angeles	21,700	L	24-65
11-5	Chicago	32,000*	L	21-35
11-19	Green Bay	18,000*	W	24-21
11-23	NY Yanks	28,000*	W	49-14
12-3	Baltimore	12,058	W	45-21
12-10	Chicago	34,604	L	3-6

1950 NFL STANDINGS

Western Division

	W	L	T	Pct.
Los Angeles	9	3	0	.750
Chicago Bears	9	3	0	.750
New York Yanks	7	5	0	.583
DETROIT	6	6	0	.500
Green Bay	3	9	0	.250
San Francisco	3	9	0	.250
Baltimore	1	11	0	.083

Eastern Division

	W	L	T	Pct.
Cleveland	10	2	0	.833
New York Giants	10	2	0	.833
Philadelphia	6	6	0	.500
Pittsburgh	6	6	0	.500
Chicago Cardinals	5	7	0	.417
Washington	3	9	0	.250

Cleveland defeated Los Angeles, 30-26, for World's Championship.

IN 1950: Led by Gen. Douglas MacArthur, unified U.N. forces assist South Korea after invasion by North Korean Communist troops.

1951

USUAL STARTING LINE UP

OFFENSE		DEFENSE	
LE 84	Dorne Dibble	LE 83	Jim Doran
LT 72	Floyd Jaszewski	LT 73	Thurman McGraw
LG 76	Lou Creekmur		72 Floyd Jaszewski
C 53	LaVern Torgeson	MG 63	Robert Monsen
RG 64	Dan Rogas		65 Les Bingham
RT 70	August Cifelli	RT 75	John Prchlik
RE 82	Leon Hart	RE 85	Ed Berrang
QB 22	Bobby Layne	LB 84	Dorne Dibble
LH 37	Doak Walker	LB 40	Bob Smith
RH 14	Bob Hoemschemeyer	LB 60	Richard Flanagan
FB 34	Pat Harder	LB 53	LaVern Torgeson
		S 44	Don Doll
		S 19	Jack Christiansen

1951 RESULTS (7-4-1) 2nd

Raymond "Buddy" Parker, Coach

Date	Opponent	Crowd	W-L-T	Score
9-30	Washington	27,831*	W	35-17
10-7	NY Yanks	24,194*	W	37-10
10-14	Los Angeles	50,567*	L	21-27
10-21	NY Yanks	21,807*	T	24-24
10-28	Chicago	34,778*	L	23-28
11-4	Green Bay	18,165	W	24-17
11-11	Chicago	43,709	W	41-28
11-18	Philadelphia	25,098	W	28-10
11-22	Green Bay	32,247*	W	52-35
12-2	San Francisco	45,757*	L	10-20
12-9	Los Angeles	52,937	W	24-22
12-16	San Francisco	26,465	L	17-21

TEAM STATISTICS

	Detroit	(Avg.)	Opps	(Avg.)
TOTAL YARDS	4341	361.8	4117	343.1
RUSHING YARDS	1841	153.4		
PASSING YARDS	2500	208.3		
POINTS SCORED	336	28.0	259	21.6

LION LEADERS

RUSHING Bob Hoemschemeyer - 132 att. - 678 yards - 2 TD; **PASSING** Bobby Layne - 332 att - 152 comp - 2403 yds - 26 TD - 23 int; **RECEIVING** Leon Hart - 35 rec. - 544 yards - 12 TD; **SCORING** Doak Walker - 97 points (6 TD's, 6 FG's, 43 PAT's); **PUNT RET** Jack Christiansen - 18 ret. - 343 yards - 19.1 avg. - 4 TD; **KO RET** Doak Walker - 15 ret. - 408 yards - 27.2 avg. - 0 TD; **PUNTING** Bob Smith - 49 punts - 2083 yards - 42.5 avg.; **INTS** Bob Smith - 3 int. - 70 yards - 0 TD

HONOR ROLL

PRO-BOWL Cloyce Box (E), Lou Creekmur (T), Don Doll (DB), Thurman McGraw (G), Doak Walker (RB)

1951 NFL STANDINGS

Western Division				Eastern Division					
	W	L	T	Pct.		W	L	T	Pct.
Los Angeles	8	4	0	.667	Cleveland	11	1	0	.917
DETROIT	7	4	1	.636	New York Giants	9	2	1	.616
San Francisco	7	4	1	.636	Washington	5	7	0	.417
Chicago Bears	7	5	0	.563	Pittsburgh	4	7	1	.364
Green Bay	3	9	0	.250	Philadelphia	4	8	0	.333
New York Yanks	1	9	2	.100	Chicago Cardinals	3	9	0	.250

Los Angeles defeated Cleveland, 24-17, for World's Championship.

IN 1951: Color television is introduced in the United States.

1952

USUAL STARTING LINE UP

OFFENSE

LE	80	Cloyce Box
LT	76	Lou Creekmur
LG	62	Jim Martin
C	51	Victor Baronis
RG	63	Dick Stanfel
RT	70	August Cifelli
	74	Bob Miller
RE	82	Leon Hart
QB	22	Bobby Layne
LH	23	Jug Girard
	37	Doak Walker
RH	14	Bob Hoernschemeyer
FB	34	Pat Harder

DEFENSE

LE	83	Jim Doran
LT	73	Thurman McGraw
LG	60	Richard Flanagan
C	65	Les Bingaman
RG	53	LaVern Torgeson
RT	75	John Prchlik
RE	86	Blaine Earon
LH	25	Jim David
RH	40	Bob Smith
LS	24	Jack Christiansen
	44	Don Doll
RS	28	Yale Lary

TEAM STATISTICS

	Detroit	(Avg.)	Opps	(Avg.)
TOTAL YARDS	3988	332.3	3245	270.4
RUSHING YARDS	1780	148.3		
PASSING YARDS	2208	184.0		
POINTS SCORED	344	28.7	192	16.0

1952 RESULTS

(9-3-0) 1st

Date	Opponent	Crowd	W-L-T	Score
9-28	San Francisco	54,761	L	3-17
10-3	Los Angeles	42,743	W	17-14
10-12	San Francisco	56,822*	L	0-28
10-19	Los Angeles	40,152*	W	24-18
10-26	Green Bay	24,656	W	52-17
11-2	Cleveland	56,029*	W	17-6
11-9	Pittsburgh	26,170	W	31-6
11-16	Dallas, Tex	33,304*	W	43-13
11-23	Chicago	37,508	L	23-24
11-27	Green Bay	39,101*	W	48-24
12-7	Chicago	50,410*	W	45-21
12-13	Dallas, Tex	12,252	W	41-6

Playoff

12-21	Los Angeles	47,645*	W	31-21
-------	-------------	---------	---	-------

World Championship

12-28	Cleveland	50,934	W	17-7
-------	-----------	--------	---	------

LION LEADERS

RUSHING Bob Hoernschemeyer - 106 att. - 457 yards - 4 TD; **PASSING** Bobby Layne - 287 att - 139 comp - 1999 yds - 19 TD - 20 int; **RECEIVING** Cloyce Box - 42 rec. - 924 yards - 15 TD; **SCORING** Cloyce Box - 90 points (15 TD's); **PUNT RET** Jack Christiansen - 15 ret. - 322 yards - 21.5 avg. - 2 TD; **KO RET** Jack Christiansen - 16 ret. - 409 yards - 25.6 avg. - 0 TD; **PUNTING** Bob Smith - 61 punts - 2727 yards - 44.7 avg.; **INTS** Bob Smith - 9 int. - 184 yards - 1 TD

HONOR ROLL

MVP Jim Doran
PRO-BOWL Les Bingaman (C), Cloyce Box (E), Lou Creekmur (T), Don Doll (DB), Bob Hoernschemeyer (RB), Doak Walker (RB)

1952 NFL STANDINGS

Western Division

	W	L	T	Pct.
DETROIT	9	3	0	.750
Los Angeles	9	3	0	.750
San Francisco	7	5	0	.583
Green Bay	6	6	0	.500
Chicago Bears	5	7	0	.417
Dallas	1	11	0	.083

Eastern Division

	W	L	T	Pct.
Cleveland	8	4	0	.667
Philadelphia	7	5	0	.583
New York	7	5	0	.583
Pittsburgh	5	7	0	.417
Chicago Cardinals	4	8	0	.333
Washington	4	8	0	.333

DETROIT defeated Los Angeles, 31-21, in divisional playoff.
 DETROIT defeated Cleveland, 17-7, for World's Championship.

IN 1952: In England, King George VI dies; his daughter takes the throne as Queen Elizabeth II.

1953

USUAL STARTING LINE UP

OFFENSE		DEFENSE	
LE 80	Cloyce Box	LE 88	Jim Cain
LT 76	Lou Creekmur	LT 73	Thurman McGraw
LG 66	Harley Sewell	MG 65	Les Bingaman
C 51	Victor Banonis	RT 75	John Prchlik
	50 Charley Ane	RE 86	Blaine Earon
RG 63	Dick Stanfel	LLB 60	Richard Flanagan
RT 78	Oliver Spencer	RLB 53	LaVern Torgeson
	70 August Cifelli	LH 25	Jim David
RE 82	Leon Hart	RH 40	Bob Smith
QB 22	Bobby Layne	LS 44	Don Doll
LH 37	Doak Walker	RS 28	Yale Lary
RH 14	Bob Hoemschemeyer		
	26 Gene Gedman		
FB 33	Ollie Cline		
	34 Pat Harder		

TEAM STATISTICS

	Detroit	(Avg.)	Opps	(Avg.)
TOTAL YARDS	3958	329.8	3545	295.4
RUSHING YARDS	1812	151.0		
PASSING YARDS	2146	178.8		
POINTS SCORED	271	22.6	205	17.1

LION LEADERS

RUSHING Bob Hoemschemeyer - 101 att. - 482 yards - 7 TD; **PASSING** Bobby Layne - 273 att - 125 comp - 2088 yards - 16 TD - 21 int; **RECEIVING** Doak Walker - 30 rec. - 502 yards - 3 TD; **SCORING** Doak Walker - 93 points (5 TD's, 12 FG's, 27 PAT's); **PUNT RET** Yale Lary - 13 ret. - 115 yards - 8.8 avg. - 1 TD; **KO RET** Jack Christiansen - 10 ret. - 183 yards - 18.3 avg. - 0 TD; **PUNTING** Bob Smith - 40 punts - 1648 yards - 41.2 avg.; **INTS** Jack Christiansen - 12 int. - 238 yards - 1 TD

HONOR ROLL

MVP Dick Stanfel
PRO-BOWL Lou Creekmur (T), Don Doll (DB), Pat Harder (RB), Bob Hoemschemeyer (RB), Bobby Layne (QB), Bob Smith (DB)

1953 NFL STANDINGS

Western Division

	W	L	T	Pct.
DETROIT	10	2	0	.833
San Francisco	9	3	0	.750
Los Angeles	8	3	1	.727
Chicago Bears	3	8	1	.273
Baltimore	3	9	0	.250
Green Bay	2	9	1	.182

Eastern Division

	W	L	T	Pct.
Cleveland	11	1	0	.917
Philadelphia	7	4	1	.636
Washington	6	5	1	.545
Pittsburgh	6	6	0	.500
New York	3	9	0	.250
Chicago Cardinals	1	10	1	.091

DETROIT defeated Cleveland, 17-16, for World's Championship.

1953 RESULTS (10-2-0) 1st

Raymond "Buddy" Parker, Coach

Date	Opponent	Crowd	W-L-T	Score
9-27	Pittsburgh	44,587*	W	38-21
10-3	Baltimore	25,159	W	27-17
10-11	San Francisco	58,079*	W	24-21
10-18	Los Angeles	55,772*	L	19-31
10-25	San Francisco	54,662	W	14-10
11-1	Los Angeles	93,751	L	24-37
11-7	Baltimore	46,508*	W	17-7
11-15	Green Bay	20,834	W	14-7
11-22	Chicago	36,165	W	20-16
11-26	Green Bay	52,547*	W	34-15
12-6	Chicago	58,056*	W	13-7
12-13	New York	28,390	W	27-16

World Championship

12-27 Cleveland 54,577* W 17-16

IN 1953: Julius and Ethel Rosenberg, convicted of passing atomic secrets to the Russians, are executed in Sing Sing prison.

1954

USUAL STARTING LINE UP

OFFENSE

LE	87	Dorne Dibble
LT	76	Lou Creekmur
LG	66	Harley Sewell
C	52	Andy Miketa
	53	LaVern Torgeson
RG	63	Dick Stanfel
	62	Jim Martin
RT	50	Charley Ane
RE	23	Jug Girard
	83	Jim Doran
QB	22	Bobby Layne
LH	37	Doak Walker
RH	14	Bob Hoemschemeyer
	34	Lewis Carpenter
FB	33	Bill Bowman

DEFENSE

LE	85	Sonny Gandee
LT	73	Thurman McGraw
MG	65	Les Bingaman
RT	74	Bob Miller
RE	88	Jim Cain
LLB	56	Joe Schmidt
RLB	62	Jim Martin
LH	25	Jim David
RH	20	Bill Stits
LS	24	Jack Christiansen
RS	21	Carl Karilivacz

1954 RESULTS (9-2-1) 1st

Raymond "Buddy" Parker, Coach

Date	Opponent	Crowd	W-L-T	Score
9-26	Chicago	52,343*	W	48-23
10-10	Los Angeles	56,523*	W	21-3
10-16	Baltimore	48,272*	W	35-0
10-24	San Francisco	60,500	L	31-37
10-31	Los Angeles	74,342	W	27-24
11-6	Baltimore	25,287	W	27-3
11-14	San Francisco	58,431*	W	48-7
11-21	Green Bay	20,767	W	21-17
11-25	Green Bay	55,532*	W	28-24
12-5	Philadelphia	54,939*	T	13-13
12-12	Chicago	37,240	L	24-28
12-19	Cleveland	34,168	W	14-10

World Championship

12-26	Cleveland	43,827	L	10-56
-------	-----------	--------	---	-------

TEAM STATISTICS

	Detroit	(Avg.)	Opps	(Avg.)
TOTAL YARDS	4433	369.4	3746	312.2
RUSHING YARDS	1608	134.0		
PASSING YARDS	2825	235.4		
POINTS SCORED	337	28.1	189	15.8

LION LEADERS

RUSHING Lew Carpenter - 104 att. - 476 yards - 3 TD; **PASSING** Bobby Layne - 246 att - 135 comp - 1818 yards - 14 TD - 12 int; **RECEIVING** Dorne Dibble - 46 rec. - 768 yards - 6 TD; **SCORING** Doak Walker - 106 points (5 TD's, 11 FG's, 43 PAT's); **PUNT RET** Jack Christiansen - 23 ret. - 225 yards - 9.8 avg. - 1 TD; **KO RET** Jug Girard - 12 ret. - 248 yards - 20.7 avg. - 0 TD; **PUNTING** Jug Girard - 63 punts - 2583 yards - 41.0; **INTS** Jack Christiansen - 8 int. - 84 yards - 1 TD

HONOR ROLL

MVP Bobby Layne
PRO-BOWL Les Bingaman (C), Jack Christiansen (DB), Lou Creekmur (T), Yale Lary (DB), Bobby Layne (QB), Dick Stanfel (G), Doak Walker (RB)

1954 NFL STANDINGS

Western Division

	W	L	T	Pct.
DETROIT	9	2	1	.818
Chicago Bears	8	4	0	.667
San Francisco	7	4	1	.636
Los Angeles	6	5	1	.545
Green Bay	4	8	0	.333
Baltimore	3	9	0	.250

Eastern Division

	W	L	T	Pct.
Cleveland	9	3	0	.750
Philadelphia	7	4	1	.636
New York	7	5	0	.583
Pittsburgh	5	7	0	.417
Washington	3	9	0	.250
Chicago Cardinals	2	10	0	.167

Cleveland defeated DETROIT, 56-10, for World's Championship.

IN 1954: Dr. Jonas Salk begins inoculating children against polio.

1955

USUAL STARTING LINE UP

OFFENSE

LE	23	Jug Girard
LT	76	Lou Creekmur
LG	63	Dick Stanfel
LG	66	Harley Sewell
C	50	Charley Ane
	52	Andy Miketa
RG	62	George Atkins
RT	60	Jim Salsbury
RE	28	Dave Middleton
	87	Dorne Dibble
QB	22	Bobby Layne
LH	37	Doak Walker
RH	34	Lewis Carpenter
FB	82	Leon Hart

DEFENSE

LE	85	Sonny Gandee
LT	78	Darris McCord
MG	76	Lou Creekmur
RT	74	Bob Miller
RE	88	Jim Cain
LLB	56	Joe Schmidt
RLB	61	Jim Martin
LH	25	Jim David
RH	20	Bill Stits
LS	24	Jack Christiansen
RS	21	Carl Karilivacz

1955 RESULTS (3-9-0) 6th

Raymond "Buddy" Parker, Coach

Date	Opponent	Crowd	W-L-T	Score
9-27	Green Bay	22,217	L	17-20
10-1	Baltimore	40,030	L	13-28
10-9	Los Angeles	54,836*	L	10-17
10-16	San Francisco	51,438*	L	24-27
10-23	Los Angeles	68,690	L	13-24
10-30	San Francisco	47,431	L	21-36
11-5	Baltimore	53,874*	W	24-14
11-13	Pittsburgh	34,441	W	31-28
11-20	Chicago	53,610*	L	14-24
11-24	Green Bay	51,685*	W	24-10
12-4	Chicago	39,388	L	20-21
12-11	New York	45,929*	L	19-24

TEAM STATISTICS

	Detroit	(Avg.)	Opps	(Avg.)
TOTAL YARDS	3887	323.9	4015	334.6
RUSHING YARDS	1477	123.1		
PASSING YARDS	2410	200.8		
POINTS SCORED	230	19.2	275	22.9

LION LEADERS

RUSHING Lew Carpenter - 137 att. - 543 yards - 6 TD; **PASSING** Bobby Layne - 270 att - 143 comp - 1830 yds - 11 TD - 17 int; **RECEIVING** Dave Middleton - 44 rec. - 663 yards - 3 TD; **SCORING** Doak Walker - 96 points (7 TD's, 9 FG's, 27 PAT's); **PUNT RET** Lee Riley - 14 ret. - 107 yards - 7.6 avg. - 0 TD; **KO RET** Dave Middleton - 11 ret. - 188 yards - 17.1 avg. - 0 TD; **PUNTING** Jug Girard - 56 punts - 2313 yards - 41.3 avg.; **INTS** Jack Christiansen, Jim David & Bill Stits - 3 each

HONOR ROLL

MVP Joe Schmidt

PRO-BOWL Jack Christiansen, (DB), Lou Creekmur (T), Jim David (DB), Joe Schmidt (LB), Bill Stits (DB), LaVern Torgeson (C), Doak Walker (RB)

1955 NFL STANDINGS

Western Division

	W	L	T	Pct.
Los Angeles	8	3	1	.727
Chicago Bears	8	4	0	.667
Green Bay	6	6	0	.500
Baltimore	5	6	1	.455
San Francisco	4	8	0	.333
DETROIT	3	9	0	.250

Eastern Division

	W	L	T	Pct.
Cleveland	9	2	1	.816
Washington	8	4	0	.667
New York	6	5	1	.545
Philadelphia	4	7	1	.364
Chicago Cardinals	4	7	1	.364
Pittsburgh	4	2	0	.333

Cleveland defeated Los Angeles, 36-14, for World's Championship.

IN 1955: Lt. John Conroy makes the first same-day transcontinental round trip, flying from L.A. to New York - and back - in 11 hours, 33 minutes.

1956

USUAL STARTING LINE UP

OFFENSE

LE 87 Dome Dibble
 LT 76 Lou Creekmur
 LG 66 Harley Sewell
 C 50 Charley Ane
 RG 60 Jim Salsbury
 RT 75 Oliver Spencer
 RE 84 Dave Middleton
 QB 22 Bobby Layne
 LH 83 Jim Doran
 RH 82 Leon Hart
 40 Howard Cassady
 FB 26 Gene Gedman

DEFENSE

LE 78 Darris McCord
 LT 70 Ray Krouse
 RT 74 Bob Miller
 RE 72 Gil Mains
 LLB 85 Sonny Gandee
 MLB 56 Joe Schmidt
 RLB 86 Bob Long
 LH 25 Jim David
 RH 21 Carl Kanilvacz
 LS 24 Jack Christiansen
 RS 28 Yale Lary

1956 RESULTS (9-3-0) 2nd

Raymond "Buddy" Parker, Coach

Date	Opponent	Crowd	W-L-T	Score
9-30	Green Bay	24,668	W	20-16
10-6	Baltimore	42,622	W	31-14
10-14	Los Angeles	56,281*	W	24-21
10-21	San Francisco	55,662*	W	20-17
10-28	Los Angeles	76,758	W	16-7
11-4	San Francisco	46,708	W	17-13
11-11	Washington	28,003	L	17-18
11-18	Baltimore	55,788*	W	27-3
11-22	Green Bay	54,087*	L	20-24
12-2	Chicago	57,024*	W	42-10
12-9	Pittsburgh	52,124*	W	45-7
12-16	Chicago	49,086	L	21-38

TEAM STATISTICS

	Detroit	(Avg.)	Opps	(Avg.)
TOTAL YARDS	4206	350.5	3408	284.0
RUSHING YARDS	2011	167.6		
PASSING YARDS	2195	182.9		
POINTS SCORED	300	25.0	188	15.7

LION LEADERS

RUSHING Gene Gedman - 135 att. - 479 yards - 7 TD; **PASSING** Bobby Layne - 244 att - 129 comp - 1909 yds - 9 TD - 17 int; **RECEIVING** Dave Middleton - 39 rec. - 606 yards - 5 TD; **SCORING** Bobby Layne - 99 points (5 TD's, 12 FG's, 33 PAT's); **PUNT RET** Howard Cassady - 13 ret. - 83 yards - 6.4 avg. - 0 TD; **KO RET** Howard Cassady - 16 ret. - 382 yards - 23.9 avg. - 0 TD; **PUNTING** Yale Lary - 42 punts - 1697 yards - 40.4 avg.; **INTS** Yale Lary - 8 int. - 182 yards - 1 TD

HONOR ROLL

MVP Bobby Layne

PRO-BOWL Jack Christiansen, (DB), Lou Creekmur (T), Jim David (DB), Joe Schmidt (LB), Doak Walker (E)

1956 NFL STANDINGS

Western Division					Eastern Division				
	W	L	T	Pct.		W	L	T	Pct.
Chicago Bears	9	2	1	.618	New York	8	3	1	.727
DETROIT	9	3	0	.750	Chicago Cardinals	7	5	0	.563
San Francisco	5	6	1	.455	Washington	6	6	0	.500
Baltimore	5	7	0	.417	Cleveland	5	7	0	.417
Green Bay	4	8	0	.333	Pittsburgh	5	7	0	.417
Los Angeles	4	8	0	.333	Philadelphia	3	8	1	.273

New York Giants defeated Chicago Bears, 47-7, for World's Championship.

IN 1956: President Dwight D. Eisenhower wins re-election over Adlai Stevenson.

1957

USUAL STARTING LINE UP

OFFENSE		DEFENSE	
LE 83	Jim Doran	LE 79	Gerald Perry
LT 76	Lou Creekmur	LT 78	Darris McCord
LG 66	Harley Sewell	RT 72	Gil Mains
C 52	Frank Gatski	RE 85	Gene Cronin
RG 75	John Gordy	LLB 47	Jim Martin
RT 50	Charley Ane	MLB 56	Joe Schmidt
RE 88	Steve Junker	RLB 57	Roger Zatkoff
QB 22	Bobby Layne	LH 25	Jim David
RH 26	Gene Gedman	RH 41	Terry Barr
LB 40	Howard Cassady	LS 24	Jack Christiansen
FB 35	John Henry Johnson	RS 28	Yale Lary

TEAM STATISTICS

	Detroit	(Avg.)	Opps	(Avg.)
TOTAL YARDS	3840	320.0	3365	280.4
RUSHING YARDS	1811	150.9		
PASSING YARDS	2029	169.1		
POINTS SCORED	251	20.9	231	19.3

1957 RESULTS (8-4-0) 1st

George W. Wilson, Coach

Date	Opponent	Crowd	W-L-T	Score
9-29	Baltimore	40,112	L	14-34
10-6	Green Bay	32,132	W	24-14
10-13	Los Angeles	55,914*	W	10-7
10-20	Baltimore	55,764*	W	31-27
10-27	Los Angeles	77,314	L	17-35
11-3	San Francisco	59,702	L	31-35
11-10	Philadelphia	29,302	W	27-16
11-17	San Francisco	56,915*	W	31-10
11-24	Chicago	55,769*	L	7-27
11-28	Green Bay	54,301*	W	18-6
12-8	Cleveland	55,814*	W	20-7
12-15	Chicago	41,088	W	21-13

Playoff

12-22	San Francisco	60,118	W	31-27
-------	---------------	--------	---	-------

World Championship

12-29	Cleveland	55,263*	W	59-14
-------	-----------	---------	---	-------

LION LEADERS

RUSHING John Henry Johnson - 129 att. - 621 yards - 5 TD; **PASSING** Bobby Layne - 179 att - 87 comp - 1169 yds - 6 TD - 10 int; **RECEIVING** Jim Doran - 33 rec. - 624 yards - 5 TD; **SCORING** Bobby Layne - 43 points (6 FG's, 25 PAT's); **PUNT RET** Yale Lary - 25 ret. - 139 yards - 5.6 avg. - 0 TD; **KO RET** Howard Cassady - 10 ret. - 232 yards - 23.2 avg. - 0 TD; **PUNTING** Yale Lary - 54 punts - 2155 yards - 39.9 avg.; **INTS** Jack Christiansen - 10 int. - 137 yards - 1 TD

HONOR ROLL

MVP Joe Schmidt
PRO-BOWL Charley Ane (T), Jack Christiansen, (DB), Lou Creekmur (T), Jim David (DB), Yale Lary (DB), Bobby Layne (QB), Joe Schmidt (LB)

1957 NFL STANDINGS

Western Division

	W	L	T	Pct.
DETROIT*	8	4	0	.667
San Francisco	8	4	0	.667
Baltimore	7	5	0	.563
Los Angeles	6	6	0	.500
Chicago Bears	5	7	0	.417
Green Bay	3	9	0	.250

Eastern Division

	W	L	T	Pct.
Cleveland	9	2	1	.816
New York	7	5	0	.583
Pittsburgh	6	6	0	.500
Washington	5	6	1	.455
Philadelphia	4	8	0	.333
Chicago Cardinals	3	9	0	.250

*DETROIT defeated San Francisco, 31-27, in divisional playoff.
 DETROIT defeated Cleveland, 59-14, for World's Championship.

IN 1957: President Eisenhower sends troops to Little Rock, Arkansas, to quell mob and protect school integration.

1958

USUAL STARTING LINE UP

OFFENSE

LE	83	Jim Doran
LT	76	Lou Creekmur
LG	66	Harley Sewell
C	50	Charley Ane
RG	67	Stan Campbell
RT	73	Ken Russell
RE	84	Dave Middleton
QB	18	Tobin Rote
LH	34	Ken Webb
RH	40	Howard Cassidy
FB	35	John Henry Johnson

DEFENSE

LE	78	Darris McCord
LT	71	Alex Karras
RT	72	Gil Mains
RE	85	Gene Cronin
LLB	86	Bob Long
MLB	56	Joe Schmidt
RLB	57	Roger Zatkoff
LH	25	Jim David
RH	41	Terry Barr
LS	43	Gary Lowe
RS	28	Yale Lary

TEAM STATISTICS

	Detroit	(Avg.)	Opps	(Avg.)
TOTAL YARDS	3239	269.9	3837	319.8
RUSHING YARDS	1360	113.3		
PASSING YARDS	1869	155.8		
POINTS SCORED	261	21.8	276	23.0

1958 RESULTS (4-7-1) 5th

George W. Wilson, Coach

Date	Opponent	Crowd	W-L-T	Score
9-28	Baltimore	48,377	L	15-28
10-5	Green Bay	32,035	T	13-13
10-12	Los Angeles	55,648*	L	28-42
10-19	Baltimore	55,190*	L	14-40
10-26	Los Angeles	81,703	W	41-24
11-2	San Francisco	59,213	L	21-24
11-9	Cleveland	75,363	W	30-10
11-16	San Francisco	54,523*	W	35-21
11-23	Chicago	55,280*	L	7-20
11-27	Green Bay	50,971*	W	24-14
12-7	New York	50,115*	L	17-19
12-14	Chicago	38,346	L	16-21

LION LEADERS

RUSHING Tobin Rote - 77 att. - 351 yards - 3 TD; **PASSING** Tobin Rote - 257 att - 118 comp - 1678 yds - 14 TD - 10 int; **RECEIVING** Dave Middleton - 29 rec. - 506 yards - 3 TD; **SCORING** Jim Martin - 49 points (7 FG's, 28 PAT's); **PUNT RET** Yale Lary - 27 punts - 196 yards - 7.3 avg. - 1 TD; **KO RET** Ken Webb - 7 ret. - 154 yards - 22.0 avg. - 0 TD; **PUNTING** Yale Lary - 59 punts - 2525 yards - 42.8 avg.; **INTS** Joe Schmidt - 6 int - 69 yards - 0 TD

HONOR ROLL

MVP Joe Schmidt

PRO-BOWL Jack Christiansen, (DB), Lou Creekmur (T), Jim David (DB), Yale Lary (DB), Darris McCord (T), Joe Schmidt (LB), Harley Sewell (G)

1958 NFL STANDINGS

Western Division

	W	L	T	Pct.
Baltimore	9	3	0	.750
Chicago Bears	8	4	0	.667
Los Angeles	8	4	0	.667
San Francisco	6	6	0	.500
DETROIT	4	7	1	.364
Green Bay	1	10	1	.091

Eastern Division

	W	L	T	Pct.
Cleveland	9	3	0	.750
New York	9	3	0	.750
Pittsburgh	7	4	1	.636
Washington	4	7	1	.364
Chicago Cardinals	2	9	1	.162
Philadelphia	2	9	1	.162

*New York Giants defeated Cleveland, 10-0, in divisional playoff.

Baltimore defeated New York, 23-17, for World's Championship. (Sudden Death 8:15)

IN 1958: Army's Jupiter-C rocket fires first U.S. earth satellite, Explorer I, into orbit.

1959

USUAL STARTING LINE UP

OFFENSE		DEFENSE	
LE 84	Dave Middleton	LE 78	Darris McCord
LT 76	Lou Creekmur	LT 71	Alex Karras
LG 66	Harley Sewell	RT 72	Gil Mains
C 50	Charley Ane	RE 53	Bill Glass
RG 75	John Gordy	LLB 86	Bob Long
RT 73	Ollie Spencer	MLB 56	Joe Schmidt
RE 80	Jim Gibbons	RLB 47	Jim Martin
QB 14	Earl Morrall	LH 25	Jim David
LH 41	Terry Barr	RH 28	Yale Lary
RH 40	Howard Cassady	LS 43	Gary Lowe
FB 35	John Henry Johnson	RS 23	Dave Whitless

TEAM STATISTICS

	Detroit	(Avg.)	Opps	(Avg.)
TOTAL YARDS	3456	288.0	3656	304.7
RUSHING YARDS	1792	149.3		
PASSING YARDS	2131	177.6		
POINTS SCORED	203	16.9	275	22.9

LION LEADERS

RUSHING Nick Pietrosante - 76 att. - 447 yards - 3 TD; **PASSING** Earl Morrall - 137 att - 65 comp - 1102 yds - 5 TD - 6 int; **RECEIVING** Jim Gibbons - 31 rec. - 431 yards - 1 TD; **SCORING** Howard Cassady - 30 points (5 TD's); **PUNT** RET Terry Barr - 16 ret. - 102 yards - 0 TD; **KO RET** Ken Webb - 16 ret. - 352 yards - 0 TD; **PUNTING** Yale Lary - 45 punts - 2118 yards - 47.1 avg.; **INTS** Gary Lowe - 5 int. - 130 yards

HONOR ROLL

MVP Jim Martin
PRO-BOWL Charley Ane (C), Jim David (DB), Yale Lary (DB), Joe Schmidt (LB), Harley Sewell (G)

1959 NFL STANDINGS

Western Division				Eastern Division					
	W	L	T	Pct.		W	L	T	Pct.
Baltimore	9	3	0	.750	New York	10	2	0	.833
Chicago Bears	8	4	0	.667	Cleveland	7	5	0	.583
Green Bay	7	5	0	.583	Philadelphia	7	5	0	.583
San Francisco	7	5	0	.563	Pittsburgh	6	5	1	.545
DETROIT	3	8	1	.213	Washington	3	9	0	.250
Los Angeles	2	10	0	.167	Chicago Cardinals	2	10	0	.167

Baltimore defeated New York, 31-16, for World's Championship.

IN 1959: St. Lawrence Seaway opens, allowing ocean ships to reach the Midwest.

1959 RESULTS (3-8-1) 5th

George W. Wilson, Coach

Date	Opponent	Crowd	W-L-T	Score
9-29	Baltimore	55,588	L	9-21
10-4	Green Bay	32,150	L	10-28
10-11	Baltimore	54,197*	L	24-31
10-18	San Francisco	52,585*	L	13-34
10-25	Los Angeles	74,288	W	17-7
11-1	San Francisco	59,064	L	7-33
11-8	Pittsburgh	24,614	T	10-10
11-15	Los Angeles	52,217*	W	23-17
11-22	Chicago	54,059*	L	14-24
11-26	Green Bay	49,221*	L	17-24
12-6	Cardinals	45,811*	W	45-21
12-13	Chicago	40,890	L	14-25

1960

USUAL STARTING LINE UP

OFFENSE

LE 89 Gail Cogdill
 LT 73 Oliver Spencer
 LG 66 Harley Sewell
 C 50 Bob Scholtz
 RG 75 John Gordy
 RT 70 Willie McClung
 RE 80 Jim Gibbons
 QB 15 Jim Ninowski
 LH 45 Dan Lewis
 RH 40 Howard Cassady
 FB 33 Nick Pietrosante

DEFENSE

LE 78 Darris McCord
 LT 71 Alex Karras
 RT 76 Roger Brown
 RE 53 Bill Glass
 LLB 57 Carl Brettschneider
 MLB 56 Joe Schmidt
 RLB 55 Wayne Walker
 LH 81 Dick Lane
 RH 24 Dick LeBeau
 LS 43 Gary Lowe
 RS 28 Yale Lary

TEAM STATISTICS

	Detroit	(Avg.)	Opps	(Avg.)
TOTAL YARDS	3392	282.7	3397	283.0
RUSHING YARDS	1714	142.8	1348	112.3
PASSING YARDS	1678	139.8	2049	170.8
POINTS SCORED	235	19.6	212	17.7

1960 RESULTS (7-5-0) 2nd

George W. Wilson, Coach

Date	Opponent	Crowd	W-L-T	Score
10-2	Green Bay	32,150	L	9-28
10-9	San Francisco	49,825*	L	10-14
10-16	Philadelphia	38,065	L	10-28
10-23	Baltimore	53,854*	W	30-17
10-30	Los Angeles	53,295	L	35-48
11-6	San Francisco	48,447	W	20-0
11-13	Los Angeles	54,019*	W	12-10
11-20	Chicago	46,267	L	7-28
11-24	Green Bay	54,123*	W	23-10
12-4	Baltimore	57,808	W	20-15
12-11	Dallas	43,272*	W	23-14
12-18	Chicago	51,017*	W	36-0

Runner-Up

1-7 Cleveland 34,981 W 17-16

LION LEADERS

RUSHING Nick Pietrosante - 161 att. - 872 yards - 8 TD; **PASSING** Jim Ninowski - 283 att - 134 comp - 1599 yds - 2 TD - 18 int; **RECEIVING** Jim Gibbons - 51 rec. - 604 yds - 2 TD; **SCORING** Jim Martin - 65 points (13 FG's, 26 PAT's); **PUNT RET** Terry Barr - 14 ret. - 104 yards - 7.4 avg. - 0 TD; **KO RET** Jim Steffen - 8 ret. - 225 yards - 28.1 avg. - 0 TD; **PUNTING** Yale Lary - 64 punts - 2802 yards - 43.8 avg.; **INTS** Dick Lane - 5 int. - 102 yards - 1 TD

HONOR ROLL

MVP Nick Pietrosante
PRO-BOWL Jim David (DB), Yale Lary (DB), Joe Schmidt (LB), Harley Sewell (G)

1960 NFL STANDINGS

Western Division

	W	L	T	Pct.
Green Bay	8	4	0	.667
DETROIT	7	5	0	.583
San Francisco	7	5	0	.583
Baltimore	6	6	0	.500
Chicago	5	6	1	.454
Los Angeles	4	7	1	.363
Dallas	0	11	1	.000

Eastern Division

	W	L	T	Pct.
Philadelphia	10	2	0	.633
Cleveland	8	3	1	.727
New York	6	4	2	.600
St. Louis	6	5	1	.545
Pittsburgh	5	6	1	.454
Washington	1	9	2	.100

Philadelphia defeated Green Bay, 17-13, for World's Championship.

IN 1960: With a plurality of only 118,574 votes, John F. Kennedy edges Richard Nixon in presidential election.

1961

USUAL STARTING LINE UP

OFFENSE

LE	89	Gail Cogdill
LT	79	John Gonzaga
LG	66	Harley Sewell
C	50	Bob Scholtz
RG	75	John Gordy
RT	77	Dan LaRose
RE	80	Jim Gibbons
QB	14	Earl Morrall
LH	45	Dan Lewis
RH	41	Terry Barr
FB	33	Nick Pietrosante

DEFENSE

LE	78	Darris McCord
LT	71	Alex Karras
RT	76	Roger Brown
RE	53	Bill Glass
LLB	57	Carl Brettschneider
MLB	56	Joe Schmidt
RLB	55	Wayne Walker
LH	81	Dick Lane
RH	21	Bruce Maher
LS	43	Gary Lowe
RS	28	Yale Lary

TEAM STATISTICS

	Detroit	(Avg.)	Opps	(Avg.)
TOTAL YARDS	4412	315.1	3938	281.3
RUSHING YARDS	1868	133.4	1520	108.6
PASSING YARDS	2544	181.7	2418	172.7
POINTS SCORED	270	19.3	258	18.4

1961 RESULTS (8-5-1) 2nd

George W. Wilson, Coach

Date	Opponent	Crowd	W-L-T	Score
9-17	Green Bay (M)	44,307	W	17-13
9-24	Baltimore	54,259	W	16-15
10-1	San Francisco	53,155*	L	0-49
10-8	Chicago	50,521*	L	17-31
10-15	Los Angeles	45,873*	W	14-13
10-22	Baltimore	53,016*	L	14-17
10-29	Los Angeles	49,123	W	28-10
11-5	San Francisco	56,878	T	20-20
11-12	St. Louis	20,320	W	45-14
11-19	Minnesota	32,296	W	37-10
11-23	Green Bay	55,662*	L	9-17
12-3	Chicago	47,394	W	16-15
12-10	Minnesota	42,655*	W	13-7
12-17	Philadelphia	44,231*	L	24-27

Runner-Up

1-6	Philadelphia	25,612	W	38-10
-----	--------------	--------	---	-------

LION LEADERS

RUSHING Nick Pietrosante - 201 att. - 841 yards - 5 TD; **PASSING** Jim Ninowski - 247 att. - 117 comp. - 1921 yards - 7 TD - 18 int.; **RECEIVING** Gail Cogdill - 45 rec. - 956 yards - 6 TD; **SCORING** Jim Martin - 70 points (15 FG's, 25 PAT's); **PUNT RET** Howard Cassady - 16 ret. - 159 yards - 9.9 avg. - 0 TD; **KO RET** Pat Studstill - 16 ret. - 448 yards - 28.1 avg. - 1 TD; **PUNTING** Yale Lary - 52 punts - 2517 yards - 48.4 avg.; **INTS** Dick Lane and Yale Lary - 6 int. each

HONOR ROLL

MVP Joe Schmidt

PRO-BOWL Gail Cogdill (E), Jim Gibbons (E), Alex Karras (T), Dick Lane (DB), Yale Lary (DB), Nick Pietrosante (RB), Joe Schmidt (LB)

1961 NFL STANDINGS

Western Division

	W	L	T	Pct.
Green Bay	11	3	0	.766
DETROIT	8	5	1	.615
Baltimore	8	6	0	.571
Chicago	8	6	0	.571
San Francisco	7	6	1	.536
Los Angeles	4	10	0	.286
Minnesota	3	11	0	.214

Eastern Division

	W	L	T	Pct.
New York	10	3	1	.769
Philadelphia	10	4	0	.714
Cleveland	8	5	1	.615
St. Louis	7	7	0	.500
Pittsburgh	6	8	0	.429
Dallas	4	9	1	.308
Washington	1	12	1	.077

Green Bay defeated New York, 37-0, for World's Championship.

IN 1961: East Germans erect Berlin Wall to halt flood of refugees.

1962

USUAL STARTING LINE UP

OFFENSE

LE	89	Gail Cogdill
LT	79	John Gonzaga
LG	66	Harley Sewell
C	71	Bob Whillow
RG	75	John Gordy
RT	77	Dan LaRose
RE	80	Jim Gibbons
QB	16	Milt Plum
LH	45	Dan Lewis
RH	25	Pat Studstill
FB	33	Nick Pietrosante

DEFENSE

LE	78	Darris McCord
LT	71	Alex Karras
RT	76	Roger Brown
RE	88	Sam Williams
LLB	57	Carl Brettschneider
MLB	56	Joe Schmidt
RLB	55	Wayne Walker
LH	81	Dick Lane
RH	44	Dick LeBeau
LS	43	Gary Lowe
RS	28	Yale Lary

TEAM STATISTICS

	Detroit	(Avg.)	Opps	(Avg.)
TOTAL YARDS	4503	321.6	3217	229.8
RUSHING YARDS	1922	137.3	1231	87.9
PASSING YARDS	2581	184.4	1986	141.9
POINTS SCORED	315	22.5	177	12.6

1962 RESULTS (11-3-0) 2nd

George W. Wilson, Coach

Date	Opponent	Crowd	W-L-T	Score
9-16	Pittsburgh	46,641*	W	45-7
9-23	San Francisco	51,032*	W	45-24
9-30	Baltimore	57,966	W	29-20
10-7	Green Bay	38,669	L	7-9
10-14	Los Angeles	53,714*	W	13-10
10-21	New York	62,856	L	14-17
10-28	Chicago	53,342*	W	11-3
11-4	Los Angeles	44,241	W	12-3
11-11	San Francisco	43,449	W	38-24
11-22	Green Bay	57,598*	W	26-14
11-18	Minnesota	31,257	W	17-6
12-2	Baltimore	53,012*	W	21-14
12-9	Minnesota	42,256*	W	37-23
12-16	Chicago	44,948	L	0-3

Runner-Up

1-6	Pittsburgh	36,284	W	17-10
-----	------------	--------	---	-------

LION LEADERS

RUSHING Dan Lewis - 120 att. - 488 yards - 6 TD; **PASSING** Milt Plum - 325 att - 179 comp - 2378 yds - 15 TD - 20 int; **RECEIVING** Gail Cogdill - 53 rec. - 991 yards - 7 TD; **SCORING** Wayne Walker - 64 points (9 FG's, 37 PAT's); **PUNT RET** Pat Studstill - 29 ret. - 457 yards - 15.8 avg.; **KO RET** Tommy Watkins - 17 ret. - 452 yards - 26.6 avg.; **PUNTING** Yale Lary - 52 punts - 2402 yards - 45.3 avg.; **INTS** Yale Lary - 8 int. - 51 yards - 0 TD

HONOR ROLL

MVP Gail Cogdill

PRO-BOWL Jim Gibbons (E), Alex Karras (T), Dick Lane (DB), Yale Lary (DB), Jim Martin (G), Nick Pietrosante, (RB), Joe Schmidt (LB)

1962 NFL STANDINGS

Western Division

	W	L	T	Pct.
Green Bay	13	1	0	.929
DETROIT	11	3	0	.786
Chicago	9	5	0	.643
Baltimore	7	7	0	.500
San Francisco	6	8	0	.429
Minnesota	2	11	1	.154
Los Angeles	1	12	1	.077

Eastern Division

	W	L	T	Pct.
New York	12	2	0	.857
Pittsburgh	9	5	0	.643
Cleveland	7	6	1	.536
Washington	5	7	2	.417
Dallas	5	8	1	.365
St. Louis	4	9	1	.306
Philadelphia	3	10	1	.231

Green Bay defeated New York, 16-7, for World's Championship.

IN 1962: Lt. Col. John Glenn becomes first American to orbit the Earth.

1963

USUAL STARTING LINE UP

OFFENSE		DEFENSE	
LE 89	Gail Cogdill	LE 78	Darris McCord
LT 70	Daryl Sanders	LT 72	Floyd Peters
LG 79	John Gonzaga	RT 76	Roger Brown
C 51	Bob Whitlow	RE 88	Sam Williams
RG 75	John Gordy	LLB 54	Max Messner
RT 61	Lucien Reeberg	MLB 53	Dennis Gaubatz
RE 80	Jim Gibbons	RLB 55	Wayne Walker
QB 14	Earl Morrall	LH 81	Dick Lane
LH 23	Tommy Watkins	RH 44	Dick LeBeau
RH 41	Terry Barr	LS 21	Bruce Maher
FB 45	Dan Lewis	RS 86	Tom Hall

TEAM STATISTICS

	Detroit	(Avg.)	Opps	(Avg.)
TOTAL YARDS	4324	308.9	3761	268.6
RUSHING YARDS	1601	114.4	1564	111.7
PASSING YARDS	2723	194.5	2197	156.9
POINTS SCORED	326	23.3	265	18.9

1963 RESULTS (5-8-1) 4th

		George W. Wilson, Coach		
Date	Opponent	Crowd	W-L-T	Score
9-14	Los Angeles	49,342	W	23-2
9-22	Green Bay (M)	45,912	L	10-31
9-29	Chicago	55,400*	L	21-37
10-6	San Francisco	44,088*	W	26-3
10-13	Dallas	27,264	L	14-17
10-20	Baltimore	51,901*	L	21-25
10-27	Minnesota	44,509*	W	28-10
11-3	San Francisco	33,511	W	45-7
11-10	Baltimore	59,758	L	21-24
11-17	Los Angeles	44,951*	L	21-28
11-24	Minnesota	28,763	L	31-34
11-28	Green Bay	54,016*	T	13-13
12-8	Cleveland	51,382*	W	38-10
12-15	Chicago	45,317	L	14-24

LION LEADERS

RUSHING Dan Lewis - 133 att. - 528 yards - 2 TD; **PASSING** Earl Morrall - 328 att. - 174 comp. - 2621 yards - 24 TD - 14 int; **RECEIVING** Terry Barr - 66 rec. - 1086 yards - 13 TD; **SCORING** Terry Barr - 78 points (13 TD's); **PUNT RET** Tommy Watkins - 32 ret. - 399 yards - 12.5 avg. - 1 TD; **KO RET** Tommy Watkins - 21 ret. - 447 yards - 0 TD; **PUNT-ING** Yale Lary - 35 punts - 1713 yards - 48.9 avg.; **INTS** Dick LeBeau and Dick Lane - 5 ints. each

HONOR ROLL

MVP Earl Morrall
PRO-BOWL Roger Brown (T), Gail Cogdill (E), Alex Karras (T), Dick Lane (DB), Yale Lary (DB), Joe Schmidt (LB), Harley Sewell (G)

1963 NFL STANDINGS

Western Division

	W	L	T	Pct.
Chicago	11	1	2	.917
Green Bay	11	2	1	.846
Baltimore	8	6	0	.571
DETROIT	5	8	1	.385
Minnesota	5	8	1	.385
Los Angeles	5	9	0	.357
San Francisco	2	12	0	.143

Eastern Division

	W	L	T	Pct.
New York	11	3	0	.766
Cleveland	10	4	0	.714
St. Louis	9	5	0	.643
Pittsburgh	7	4	3	.636
Dallas	4	10	0	.286
Washington	3	11	0	.214
Philadelphia	2	10	2	.167

Chicago defeated New York, 14-10, for World's Championship.

IN 1963: President John F. Kennedy shot and killed by sniper in Dallas; Lyndon B. Johnson takes oath of office.

1964

USUAL STARTING LINE UP

OFFENSE

E 89 Gail Cogdill
 LT 70 Daryl Sanders
 LG 79 John Gonzaga
 C 51 Bob Whitlow
 RG 75 John Gordy
 RT 72 J.D. Smith
 E 80 Jim Gibbons
 QB 16 Milt Plum
 LH 23 Tom Watkins
 RH 41 Terry Barr
 FB 33 Nick Pietrosante

DEFENSE

LE 78 Darris McCord
 LT 71 Alex Karras
 RT 76 Roger Brown
 RE 88 Sam Williams
 LLB 59 Ernie Clark
 MLB 53 Dennis Gowbatz
 RLB 55 Wayne Walker
 DB 27 Bobby Thompson
 DB 44 Dick LeBeau
 DB 21 Bruce Maher
 DB 28 Yale Lary

TEAM STATISTICS

	Detroit	(Avg.)	Opps	(Avg.)
TOTAL YARDS	3972	283.7	4062	290.1
RUSHING YARDS	1414	101.0	1638	117.0
PASSING YARDS	2558	182.7	2424	173.1
POINTS SCORED	280	20.0	260	18.6

1964 RESULTS (7-5-2) 4th

George W. Wilson, Coach

Date	Opponent	Crowd	W-L-T	Score
9-13	San Francisco	33,204	W	26-17
9-19	Los Angeles	52,001	T	17-17
9-28	Green Bay	59,203*	L	10-14
10-4	New York	54,836*	W	26-3
10-11	Minnesota	40,840	W	24-20
10-18	Chicago	47,567	W	10-0
10-25	Baltimore	57,814*	L	0-34
11-1	Los Angeles	52,064*	W	37-17
11-8	Green Bay	42,327	L	7-30
11-15	Cleveland	83,064	L	21-37
11-22	Minnesota	48,291*	T	23-23
11-26	Chicago	52,231*	L	24-27
12-6	Baltimore	60,213	W	31-14
12-13	San Francisco	41,854*	W	24-7

LION LEADERS

RUSHING Nick Pietrosante - 147 att. - 536 yards - 4 TD; **PASSING** Milt Plum - 287 att. - 154 comp. - 2241 yds - 18 TD - 15 int; **RECEIVING** Terry Barr - 57 rec. - 1030 yards - 9 TD; **SCORING** Wayne Walker - 74 points (14 FG's, 32 PAT's); **PUNT RET** Tommy Watkins - 16 ret. - 238 yards - 14.9 yards - 2 TD; **KO RET** Pat Studstill - 29 ret. - 708 yards - 24.4 avg.; **PUNTING** Yale Lary - 67 punts - 3102 yards - 46.3 avg.; **INTS** Yale Lary - 6 int. - 101 yards - 0 TD

HONOR ROLL

MVP Jim Gibbons
PRO-BOWL Terry Barr (E), Roger Brown (T), Gail Cogdill (E), John Gordy (T), Joe Schmidt (LB), Wayne Walker (LB)

1964 NFL STANDINGS

Western Division					Eastern Division				
	W	L	T	Pct.		W	L	T	Pct.
Baltimore	12	2	0	.657	Cleveland	10	3	1	.769
Green Bay	8	5	1	.615	St. Louis	9	3	2	.750
Minnesota	8	5	1	.615	Philadelphia	6	8	0	.429
DETROIT	7	5	2	.583	Washington	6	8	0	.429
Los Angeles	5	7	2	.417	Dallas	5	8	1	.365
Chicago	5	9	0	.357	Pittsburgh	5	9	0	.357
San Francisco	4	10	0	.286	New York	2	10	2	.166

Cleveland defeated Baltimore, 27-0, for World's Championship.

IN 1964: "My Fair Lady" takes top Academy Awards for Best Picture, Director (George Cukor) and Actor (Rex Harrison).

1965

USUAL STARTING LINE UP

OFFENSE

LE	89	Gail Cogdill
LT	70	Daryl Sanders
LG	62	Ted Karras
C	54	Ed Flanagan
RG	75	John Gordy
RT	73	Roger Shoals
RE	80	Jim Gibbons (7)
	83	Ron Kramer (7)
QB	16	Milt Plum
HB	32	Joe Don Looney
FL	41	Terry Barr (7)
	25	Pat Studstill (7)
FB	33	Nick Pietrosante (6)

DEFENSE

LE	78	Darris McCord
LT	71	Alex Karras
RT	76	Roger Brown
RE	88	Sam Williams
LLB	59	Ernie Clark (4)
	67	Wally Hilgenberg (3)
	53	Mike Lucci (3)
MLB	56	Joe Schmidt
RLB	55	Wayne Walker
LH	44	Dick LeBeau
RH	27	Bobby Thompson
LS	21	Bruce Maher
RS	47	Wayne Rasmussen

TEAM STATISTICS

	Detroit	(Avg.)	Opps	(Avg.)
TOTAL YARDS	3303	235.9	3557	254.1
RUSHING YARDS	1469	104.9	1460	104.3
PASSING YARDS	1834	131.0	2097	149.8
POINTS SCORED	257	18.4	295	21.1

LION LEADERS

RUSHING Amos Marsh - 131 att. - 405 yards - 6 TD; **PASSING** Milt Plum - 308 att. - 143 comp. - 1710 yds - 12 TD - 19 int; **RECEIVING** Pat Studstill - 28 rec. - 389 yards - 3 TD; **SCORING** Wayne Walker - 57 points (8 FG's, 33 PAT's); **PUNT RET** Tommy Watkins - 23 ret. - 234 yards - 0 TD; **KO RET** Tommy Watkins - 17 ret. - 584 yards - 0 TD; **PUNT-INTG** Pat Studstill - 78 punts - 3335 yards - 42.8 avg.; **INTS** Dick LeBeau - 7 int. - 84 yards - 1 TD.

HONOR ROLL

MVP Bruce Maher
PRO-BOWL Terry Barr (E), Roger Brown (T), Jim Gibbons (E), John Gordy (T), Yalé Lary (DB), Dick LeBeau (DB), Wayne Walker (LB)

1965 NFL STANDINGS

Western Division

	W	L	T	Pct.
Green Bay*	10	3	1	.769
Baltimore	10	3	1	.769
Chicago	9	5	0	.643
San Francisco	7	6	1	.536
Minnesota	7	7	0	.500
DETROIT	6	7	1	.462
Los Angeles	4	10	0	.286

Eastern Division

	W	L	T	Pct.
Cleveland	11	3	0	.766
Dallas	7	7	0	.500
New York	7	7	0	.500
Washington	6	8	0	.429
Philadelphia	5	9	0	.357
St. Louis	5	9	0	.357
Pittsburgh	2	12	0	.143

Green Bay defeated Baltimore, 13-10, in playoff (overtime).
 Green Bay defeated Cleveland, 23-12, for World's Championship.

1965 RESULTS (6-7-1) 6th

Harry Gilmer, Coach

Date	Opponent	Crowd	W-L-T	Score
9-19	Los Angeles	46,941*	W	20-0
9-26	Minnesota	46,826	W	31-29
10-3	Washington	52,627*	W	14-10
10-10	Baltimore	60,238	L	7-31
10-17	Green Bay	56,712*	L	21-31
10-24	Chicago	45,658	L	10-38
10-31	Los Angeles	35,137	W	31-7
11-7	Green Bay	50,852	W	12-7
11-14	San Francisco	54,534*	L	21-27
11-21	Chicago	51,499*	L	10-17
11-25	Baltimore	55,036*	T	24-24
12-5	San Francisco	38,463	L	14-17
12-12	Minnesota	45,420*	L	7-29
12-19	Philadelphia	56,718	W	35-28

IN 1965: The senior citizens' governmental medical assistance program, Medicare, begins.

1966

USUAL STARTING LINE UP

OFFENSE

LE	89	Gail Cogdill
LT	70	Daryl Sanders
LG	66	Bob Kowalkowski
C	54	Ed Flanagan
RG	75	John Gordy
RT	72	J.D. Smith
RE	88	Ron Kramer
QB	14	Karl Sweetan
HB	31	Amos Marsh
FL	25	Pat Studstill
FB	35	Tom Nowatzke

DEFENSE

LE	78	Darris McCord
LT	71	Alex Karras
RT	76	Roger Brown
RE	74	Larry Hand
LLB	53	Mike Lucci
MLB	59	Ernie Clark
RLB	67	Wally Hilgenberg (6)
	55	Wayne Walker (5)
LH	44	Dick LeBeau
RH	43	Bobby Smith
LS	21	Bruce Maher
RS	27	Bobby Thompson

TEAM STATISTICS

	Detroit	(Avg.)	Opps	(Avg.)
TOTAL YARDS	3853	275.2	4414	315.3
RUSHING YARDS	1429	102.1	2006	143.3
PASSING YARDS	2424	173.1	2408	172.0
POINTS SCORED	206	14.7	317	22.6

1966 RESULTS (4-9-1) 6th

Harry Gilmer, Coach

Date	Opponent	Crowd	W-L-T	Score
9-11	Chicago	52,225*	W	14-3
9-18	Pittsburgh	35,473	L	3-17
9-25	Atlanta	47,615*	W	28-10
10-2	Green Bay	50,861	L	14-23
10-9	Los Angeles	52,793*	L	7-14
10-16	Baltimore	60,238	L	14-45
10-23	San Francisco	36,745	L	24-27
10-30	Green Bay	56,954*	L	7-31
11-6	Chicago	47,041	T	10-10
11-13	Minnesota	43,939	W	32-31
11-20	Baltimore	52,383*	W	20-14
11-24	San Francisco	53,189*	L	14-41
12-4	Los Angeles	40,039	L	3-23
12-11	Minnesota	43,022*	L	16-28

LION LEADERS

RUSHING Tom Nowatzke - 151 att. - 512 yards - 6 TD; **PASSING** Karl Sweetan - 309 att - 157 comp - 1809 yards - 4 TD - 14 int; **RECEIVING** Pat Studstill - 67 rec. - 1266 yards - 5 TD; **SCORING** Garo Yepremian - 50 points (13 FG's, 11 PAT's); **PUNT RET** Tommy Vaughn - 18 ret. - 179 yards - 9.9 avg. - 0 TD; **KO RET** Tommy Vaughn - 23 ret. - 595 yards - 0 TD; **PUNTING** Pat Studstill - 72 punts - 2956 yards - 41.1 avg.; **INTS** Mike Lucci - 5 int. - 118 yards - 1 TD

HONOR ROLL

MVP Pat Studstill

PRO-BOWL Roger Brown (T), John Gordy (T), Alex Karras (T), Dick LeBeau (DB), Wayne Walker (LB)

1966 NFL STANDINGS

Western Division

	W	L	T	Pct.
Green Bay	12	2	0	.857
Baltimore	9	5	0	.643
Los Angeles	8	6	0	.571
San Francisco	6	6	2	.500
Chicago	5	7	2	.417
DETROIT	4	9	1	.308
Minnesota	4	9	1	.308

Eastern Division

	W	L	T	Pct.
Dallas	10	3	1	.769
Cleveland	9	5	0	.643
Philadelphia	9	5	0	.643
St. Louis	8	5	1	.615
Washington	7	7	0	.500
Pittsburgh	5	8	1	.365
Atlanta	3	11	0	.214
New York	1	12	1	.017

Green Bay defeated Dallas, 34-27, for NFL Championship.
Green Bay defeated Kansas City (AFL), 35-10, in Super Bowl I.

IN 1966: *Wilt Chamberlain claims a record seventh consecutive NBA scoring title averaging 33.5 points per game for Philadelphia.*

1967

USUAL STARTING LINE UP

OFFENSE

LE	81	Bill Malinchak (6)
	89	Gail Codgill (6)
LT	52	Bill Cottrell
LG	63	Chuck Walton
C	54	Ed Flanagan
RG	75	John Gordy
RT	79	Charlie Bradshaw
RE	88	Ron Kramer (6)
	80	Jim Gibbons (6)
QB	14	Karl Sweetan (6)
	16	Milt Plum (5)
HB	31	Amos Marsh (6)
	23	Tom Watkins (6)
FB	24	Mel Farr
FL	25	Pat Studstill (5)
	87	John Henderson (4)

DEFENSE

LE	78	Darris McCord
LT	71	Alex Karras
RT	82	Jerry Rush
RE	74	Larry Hand
LLB	59	Ernie Clark
MLB	53	Mike Lucci
RLB	55	Wayne Walker (5)
	50	Paul Naumoff (6)
LH	20	Lem Barney
RH	44	Dick LeBeau
LS	21	Bruce Maher
RS	48	Tom Vaughn

1967 RESULTS (5-7-2) 3rd

Joe Schmidt, Coach

Date	Opponent	Crowd	W-L-T	Score
9-17	Green Bay	50,861	T	17-17
9-24	Cleveland	57,383*	W	31-14
10-1	St. Louis	43,821	L	28-38
10-8	Green Bay	57,877*	L	17-27
10-15	Chicago	46,024	L	3-14
10-22	Atlanta	50,601*	W	24-3
10-29	San Francisco	37,990	W	45-3
11-5	Chicago	55,606*	L	13-27
11-12	Minnesota	40,032	T	10-10
11-19	Baltimore	60,238	L	7-14
11-23	Los Angeles	54,389*	L	7-31
12-3	Pittsburgh	47,713*	L	14-24
12-10	New York	63,011	W	30-7
12-17	Minnesota	44,874*	W	14-3

TEAM STATISTICS

	Detroit	(Avg.)	Opps	(Avg.)
TOTAL YARDS	3538	252.7	3528	252.0
RUSHING YARDS	1907	136.2	1795	128.2
PASSING YARDS	1631	116.5	1733	123.8
POINTS SCORED	260	18.6	232	16.6

LION LEADERS

RUSHING Mel Farr - 206 att. - 860 yards - 3 TD; **PASSING** Milt Plum - 172 att - 86 comp - 925 yds - 4 TD - 8 int;
RECEIVING Mel Farr - 39 rec. - 317 yards - 3 TD; **SCORING** Mel Farr and Tom Nowatzke - 36 points each (6 TD's);
PUNT RET Tommy Watkins - 15 ret. - 57 yards - 3.8 avg. - 0 TD; **KO RET** Tommy Vaughn - 16 ret. - 446 yards - 27.9 avg. - 0 TD; **PUNTING** Pat Studstill - 36 punts - 1602 yards - 44.5; **INTS** Lem Barney - 10 int. - 232 yards - 3 TD

HONOR ROLL

MVP Mel Farr (Offense), Lem Barney (Defense)
PRO-BOWL Roger Brown (T), Dick LeBeau (DB), Pat Studstill (E)

1967 NFL STANDINGS

WESTERN CONFERENCE

Central Division

	W	L	T	Pct.
Green Bay	9	4	1	.692
Chicago	7	6	1	.536
DETROIT	5	7	2	.417
Minnesota	3	8	3	.273

Coastal Division

	W	L	T	Pct.
Los Angeles	11	1	2	.917
Baltimore	11	1	2	.917
San Francisco	7	7	0	.500
Atlanta	1	12	1	.077

EASTERN CONFERENCE

Capital Division

	W	L	T	Pct.
Dallas	9	5	0	.643
Philadelphia	6	7	1	.462
Washington	5	6	3	.455
New Orleans	3	11	0	.214

Century Division

	W	L	T	Pct.
Cleveland	9	5	0	.643
New York	7	7	0	.500
St. Louis	6	7	1	.462
Pittsburgh	4	9	1	.306

Green Bay defeated Los Angeles, 26-7, for Western title. Dallas defeated Cleveland, 52-14, for Eastern title. Green Bay defeated Dallas, 21-17, for NFL Championship. Green Bay defeated Oakland (AFL), 33-14, in Super Bowl II.

IN 1967: Nearly 7,000 National Guardsmen aid police as racial violence breaks out in Detroit.

1968

USUAL STARTING LINE UP

Offense

E	25	Earl McCullouch
LT	73	Roger Shoals
LG	63	Chuck Walton
C	54	Ed Flanagan
RG	68	Frank Gallagher
RT	79	Charlie Bradshaw
TE	88	Charlie Sanders
QB	19	Bill Munson
FL	3	Bill Gambrell
RB	38	Bill Triplett
RB	24	Mel Farr (7)
	43	Dave Kopay (5)

DEFENSE

LE	78	John Baker
LT	71	Alex Karras
RT	82	Jerry Rush
RE	84	Joe Robb
LLB	50	Paul Naumoff
MLB	53	Mike Lucci
RLB	55	Wayne Walker
LH	20	Lem Barney
RH	44	Dick LeBeau
LS	28	Mike Weger
RS	48	Tom Vaughn

1968 RESULTS (4-8-2) 4th

Joe Schmidt, Coach

Date	Opponent	Crowd	W-L-T	Score
9-15	Dallas	61,382	L	13-59
9-22	Chicago	50,688*	W	42-0
9-29	Green Bay	50,861	W	23-17
10-6	Minnesota	44,289	L	10-24
10-13	Chicago	46,996	W	28-10
10-20	Green Bay	57,302*	T	14-14
10-27	San Francisco	53,555*	L	7-14
11-3	Los Angeles	77,982	L	7-10
11-10	Baltimore	55,170*	L	10-27
11-17	Minnesota	46,654*	L	6-18
11-24	New Orleans	46,152*	T	20-20
11-28	Philadelphia	47,909*	L	0-12
12-8	Atlanta	49,437	W	24-7
12-15	Washington	50,123	L	3-14

TEAM STATISTICS

	Detroit	(Avg.)	Opps	(Avg.)
TOTAL YARDS	4022	287.3	3837	274.1
RUSHING YARDS	1702	121.6	1680	120.0
PASSING YARDS	2320	165.7	2157	154.1
POINTS SCORED	207	14.8	246	17.6

LION LEADERS

RUSHING Mel Farr - 128 att. - 597 yards - 3 TD; **PASSING** Bill Munson - 329 att - 181 comp - 2311 yards - 15 TD - 8 int; **RECEIVING** Earl McCullouch - 40 rec. - 680 yards - 5 TD; **SCORING** Mel Farr and Billy Gambrell - 42 points each (6 TD's); **PUNT RET** Lem Barney - 13 ret. - 79 yards - 6.1 avg. - 0 TD; **KO RET** Lem Barney - 25 ret. - 670 yards - 1 TD; **PUNTING** Jerry DePoyster - 71 punts - 2868 yards - 40.4; **INTS** Lem Barney - 7 int. - 82 yards - 0 TD

HONOR ROLL

MVP Mel Farr (Offense), Wayne Walker (Defense)
PRO-BOWL Lem Barney (DB), Mel Farr (RB)

1968 NFL STANDINGS

WESTERN CONFERENCE

Central Division

	W	L	T	Pct.
Minnesota	8	6	0	.571
Chicago	7	7	0	.500
Green Bay	6	7	1	.462
DETROIT	4	8	2	.333

Coastal Division

	W	L	T	Pct.
Baltimore	13	1	0	.929
Los Angeles	10	3	1	.769
San Francisco	2	12	0	.143
Atlanta	2	12	0	.143

EASTERN CONFERENCE

Capital Division

	W	L	T	Pct.
Dallas	12	2	0	.857
New York	7	7	0	.500
Washington	5	9	0	.357
Philadelphia	2	12	0	.143

Century Division

	W	L	T	Pct.
Cleveland	10	4	0	.714
St. Louis	9	4	1	.692
New Orleans	4	9	1	.306
Pittsburgh	2	11	1	.154

Baltimore defeated Minnesota, 24-14, for Western title. Cleveland defeated Dallas, 31-20, for Eastern title. Baltimore defeated Cleveland, 34-0, for NFL Championship. New York (AFL) defeated Baltimore, 16-7, in Super Bowl III.

IN 1968: Civil rights leader Dr. Martin Luther King Jr. is slain in Memphis.

1969

USUAL STARTING LINE UP

OFFENSE

WR 25 Earl McCullouch
 LT 73 Roger Shoals
 LG 63 Chuck Walton
 C 54 Ed Flanagan
 RG 68 Frank Gallagher
 RT 76 Rockne Freitas
 TE 88 Charlie Sanders
 WR 49 Larry Walton
 QB 19 Bill Munson (7)
 11 Greg Landry (7)
 RB 38 Wallace Triplett
 RB 40 Nick Eddy (7)
 24 Mel Farr (5)

DEFENSE

LE 84 Joe Robb
 LT 71 Alex Karras
 RT 82 Jerry Rush
 RE 74 Larry Hand
 LLB 50 Paul Naumoff
 MLB 53 Mike Lucci
 RLB 55 Wayne Walker
 LCB 20 Lem Barney
 RCB 44 Dick LeBeau
 LS 28 Mike Weger
 RS 48 Tom Vaughn

TEAM STATISTICS

	Detroit	(Avg.)	Opps	(Avg.)
TOTAL YARDS	3355	239.6	3084	220.3
RUSHING YARDS	1755	125.4	1223	87.4
PASSING YARDS	1600	114.3	1861	132.9
POINTS SCORED	259	18.5	193	13.8

1969 RESULTS (9-4-1) 2nd

Joe Schmidt, Coach

Date	Opponent	Crowd	W-L-T	Score
9-21	Pittsburgh	51,360	L	13-16
9-28	New York	54,358*	W	24-0
10-5	Cleveland	82,833	W	28-21
10-12	Green Bay	58,384*	L	17-28
10-19	Chicago	54,732*	W	13-7
10-26	Minnesota	47,900	L	10-24
11-2	San Francisco	35,100	W	26-14
11-9	Atlanta	53,242*	W	27-21
11-16	St. Louis	51,749*	W	20-0
11-23	Green Bay	50,861	W	16-10
11-27	Minnesota	57,906*	L	0-27
12-7	Baltimore	60,238	T	17-17
12-14	Los Angeles	53,256*	W	28-0
12-21	Chicago	41,879	W	20-8

LION LEADERS

RUSHING Wallace Triplett - 111 att. - 377 yards - 3 TD; **PASSING** Bill Munson - 166 att - 84 comp - 1062 yds - 7 TD - 8 int; **RECEIVING** Charlie Sanders - 42 rec. - 656 yards - 3 TD; **SCORING** Errol Mann - 101 points - 25 FG's, 26 PAT's; **PUNT RET** Lem Barney - 9 ret. - 191 yards - 21.2 avg. - 1 TD; **KO RET** Bobby Williams - 17 ret. - 563 yards - 33.1 avg. - 1 TD; **PUNTING** Lem Barney - 66 punts - 2249 yards - 34.1 avg.; **INTS** Lem Barney - 8 int. - 126 yards - 0 TD

HONOR ROLL

MVP Charlie Sanders (Offense), Mike Lucci (Defense)
PRO-BOWL Lem Barney (DB), Charlie Sanders (TE)

1969 NFL STANDINGS

WESTERN CONFERENCE

Central Division

	W	L	T	Pct.
Minnesota	12	2	0	.857
DETROIT	9	4	1	.692
Green Bay	8	6	0	.571
Chicago	1	13	0	.071

Coastal Division

	W	L	T	Pct.
Los Angeles	11	3	0	.765
Baltimore	8	5	1	.615
Atlanta	6	8	0	.429
San Francisco	4	8	2	.333

EASTERN CONFERENCE

Capital Division

	W	L	T	Pct.
Dallas	11	2	1	.846
Washington	7	5	2	.563
New Orleans	5	9	0	.357
Philadelphia	4	9	1	.306

Century Division

	W	L	T	Pct.
Cleveland	10	3	1	.769
New York	6	8	0	.429
St. Louis	4	9	1	.308
Pittsburgh	1	13	0	.071

Minnesota defeated Los Angeles, 23-20, for Western title. Cleveland defeated Dallas, 36-14, for Eastern title. Minnesota defeated Cleveland, 27-7, for NFL championship. Kansas City (AFL) defeated Minnesota, 23-7, in Super Bowl IV.

IN 1969: Apollo II astronauts Neil Armstrong, Edwin Aldrin and Michael Collins make man's first moon-landing.

1970

USUAL STARTING LINE UP

OFFENSE

WR 25	Earl McCullouch (8)
	85 Chuck Hughes (6)
LT 73	Roger Shoals
LG 63	Chuck Walton
C 54	Ed Flanagan
RG 68	Frank Gallagher
RT 76	Rockne Freitas
TE 88	Charlie Sanders
WR 49	Larry Walton
QB 19	Bill Munson
RB 42	Altie Taylor
RB 24	Mel Farr

DEFENSE

LE 83	Jim Mitchell (8)
	84 Joe Robb (6)
LT 71	Alex Karras
RT 82	Jerry Rush
RE 74	Larry Hand
LLB 50	Paul Naumoff
MLB 53	Mike Lucci
RLB 55	Wayne Walker
LCB 20	Lem Barney
RCB 44	Dick LeBeau
LS 28	Mike Weger
RS 47	W. Rasmussen (8)
	48 Tom Vaughn (7)

TEAM STATISTICS

	Detroit	(Avg.)	Opps	(Avg.)
TOTAL YARDS	3984	284.6	3448	246.3
RUSHING YARDS	2127	151.9	1152	82.3
PASSING YARDS	1857	132.6	2296	164
POINTS SCORED	347	24.8	202	14.4

1970 RESULTS (10-4-0) 2nd

Joe Schmidt, Coach

Date	Opponent	Crowd	W-L-T	Score
9-20	Green Bay	56,263	W	40-0
9-27	Cincinnati	58,202*	W	38-3
10-5	Chicago	58,210*	W	28-14
10-11	Washington	50,414	L	10-31
10-18	Cleveland	83,577	W	41-24
10-25	Chicago	45,632	W	16-10
11-1	Minnesota	58,210*	L	17-30
11-8	New Orleans	66,910	L	17-19
11-15	Minnesota	47,900	L	20-24
11-22	San Francisco	56,232*	W	28-7
11-26	Oakland	56,597*	W	28-14
12-6	St. Louis	56,362*	W	16-3
12-14	Los Angeles	79,441	W	28-23
12-20	Green Bay	57,387*	W	20-0

NFC Playoff

12-26 Dallas	73,167	L	0-5
--------------	--------	---	-----

LION LEADERS

RUSHING Mel Farr - 166 att. - 717 yards - 9 TD; **PASSING** Bill Munson - 158 att. - 84 comp. - 1049 yards - 7 int - 10 TD; **RECEIVING** Charlie Sanders - 40 rec. - 544 yards - 6 TD; **SCORING** Errol Mann - 101 points (20 FG's, 41 PAT's); **PUNT RET** Lem Barney - 25 ret. - 259 yards - 10.4 avg. - 1 TD; **KO RET** Bobby Williams - 25 ret. - 544 yards - 21.7 avg. - 1 TD; **PUNTING** Herman Weaver - 62 punts - 2483 yards - 40.0 avg.; **INTS** Dick LeBeau - 9 int. - 96 yards - 0 TD

HONOR ROLL

MVP Charlie Sanders (Offense), Mike Lucci (Defense)
PRO-BOWL Lem Barney (DB), Ed Flanagan (C), Charlie Sanders (TE)

1970 NFL STANDINGS

NATIONAL CONFERENCE

Central Division

	W	L	T	Pct.
Minnesota	12	2	0	.657
DETROIT	10	4	0	.714
Chicago	6	8	0	.429
Green Bay	6	8	0	.429

Eastern Division

Dallas	10	4	0	.714
New York Giants	9	5	0	.643
St. Louis	8	5	1	.615
Washington	6	8	0	.429
Philadelphia	3	10	1	.231

Western Division

San Francisco	10	3	1	.769
Los Angeles	9	4	1	.692
Atlanta	4	8	2	.333
New Orleans	2	11	1	.154

AMERICAN CONFERENCE

Central Division

	W	L	T	Pct.
Cincinnati	8	6	0	.571
Cleveland	7	7	0	.500
Pittsburgh	5	9	0	.357
Houston	3	10	1	.231

Eastern Division

Baltimore	11	2	1	.846
Miami	10	4	0	.714
New York Jets	4	10	0	.286
Buffalo	3	10	1	.231
Boston	2	12	0	.143

Western Division

Oakland	8	4	2	.667
Kansas City	7	5	2	.583
San Diego	5	6	3	.455
Denver	5	8	1	.357

Dallas defeated DETROIT, 5-0, and San Francisco defeated Minnesota, 17-14, in NFC playoffs. Dallas defeated San Francisco, 17-10 for NFC title. Baltimore defeated Cincinnati, 17-0, and Oakland defeated Miami, 21-14, in AFC playoffs. Baltimore defeated Oakland, 27-17, for AFC title. Baltimore defeated Dallas, 16-13, for NFL title in Super Bowl V.

IN 1970: Four Kent State University students are slain by National Guardsmen at demonstration protesting incursion into Cambodia.

YEAR-BY-YEAR RESULTS

1971

USUAL STARTING LINE UP

Offense

WR 25 Earl McCullouch
 LT 75 Jim Yarbrough
 LG 63 Chuck Walton
 C 54 Ed Flanagan
 RG 66 Bob Kowalkowski
 RT 76 Rockne Freitas
 TE 88 Charlie Sanders
 WR 49 Larry Walton
 QB 11 Greg Landry
 RB 42 Altie Taylor
 RB 36 Steve Owens

DEFENSE

LE 83 Jim Mitchell
 LT 77 Dick Eve
 RT 82 Jerry Rush
 RE 74 Larry Hand
 LLB 50 Paul Naumoff
 MLB 53 Mike Lucci
 RLB 55 Wayne Walker
 LCB 20 Lem Barney
 RCB 44 Dick LeBeau
 LS 26 Mike Weger
 RS 48 Tom Vaughn

TEAM STATISTICS

	Detroit	(Avg.)	Opps	(Avg.)
TOTAL YARDS	4577	326.9	3859	275.6
RUSHING YARDS	2376	169.7	1842	131.6
PASSING YARDS	2201	157.2	2017	144.1
POINTS SCORED	341	24.4	286	20.4

1971 RESULTS (7-6-1) 2nd

Joe Schmidt, Coach

Date	Opponent	Crowd	W-L-T	Score
9-20	Minnesota	54,418*	L	13-16
9-26	New England	61,057	W	34-7
10-3	Atlanta	54,418*	W	41-38
10-10	Green Bay	54,418*	W	31-28
10-17	Houston	45,885	W	31-7
10-24	Chicago	54,418*	L	23-28
11-1	Green Bay (M)	47,961	T	14-14
11-7	Denver	51,200	W	24-20
11-14	Los Angeles	54,418*	L	13-21
11-21	Chicago	55,049	W	28-3
11-25	Kansas City	54,418*	W	32-21
12-5	Philadelphia	54,418*	L	20-23
12-11	Minnesota	49,784	L	10-29
12-19	San Francisco	45,580	L	27-31

LION LEADERS

RUSHING Steve Owens - 246 att. - 1035 yards - 8 TD; **PASSING** Greg Landry - 261 att - 136 comp - 2237 yds - 16 TD - 13 int; **RECEIVING** Steve Owens - 32 rec. - 350 yards - 2 TD; **SCORING** Errol Mann - 103 points (22 FG's, 37 PAT's); **PUNT RET** Lem Barney - 14 ret. - 122 yards - 8.7 avg. - 0 TD; **KO RET** Ron Jessie - 16 ret. - 470 yards - 29.4 avg. - 2 TD; **PUNTING** Herman Weaver - 42 punts - 1752 yards - 41.7 avg.; **INTS** Dick LeBeau - 6 int. - 76 yards - 0 TD

HONOR ROLL

MVP Steve Owens (Offense), Mike Lucci (Defense)
PRO-BOWL Mel Farr (RB), Ed Flanagan (C), Paul Naumoff (LB), Charlie Sanders (TE)

1971 NFL STANDINGS

NATIONAL CONFERENCE

Central Division

	W	L	T	Pct.
Minnesota	11	3	0	.766
DETROIT	7	6	1	.583
Chicago	6	8	0	.429
Green Bay	4	6	2	.333

Eastern Division

	W	L	T	Pct.
Dallas	11	3	0	.766
Washington	9	4	1	.692
Philadelphia	6	7	1	.462
St. Louis	4	9	1	.306
New York Giants	4	10	0	.286

Western Division

	W	L	T	Pct.
San Francisco	9	5	0	.643
Los Angeles	8	5	1	.615
Atlanta	7	6	1	.536
New Orleans	4	8	2	.333

AMERICAN CONFERENCE

Central Division

	W	L	T	Pct.
Cleveland	9	5	0	.643
Pittsburgh	6	8	0	.429
Houston	4	9	1	.308
Cincinnati	4	10	0	.286

Eastern Division

	W	L	T	Pct.
Miami	10	3	1	.769
Baltimore	10	4	0	.714
New England	6	8	0	.429
New York Jets	6	8	0	.429
Buffalo	1	13	0	.071

Western Division

	W	L	T	Pct.
Kansas City	10	3	1	.769
Oakland	6	4	2	.667
San Diego	6	8	0	.429
Denver	4	9	1	.306

Dallas defeated Minnesota, 20-12, and San Francisco defeated Washington, 24-20, in NFC playoffs. Dallas defeated San Francisco, 14-3, for NFC title. Miami defeated Kansas City, 27-24, and Baltimore defeated Cleveland, 20-3, in AFC playoffs. Miami defeated Baltimore, 21-0, for AFC title. Dallas defeated Miami, 24-3, for NFL title in Super Bowl VI.

IN 1971: The 26th Amendment to the U.S. Constitution lowers voting age to 18.

1972

USUAL STARTING LINE UP

OFFENSE

WR 89 Ron Jessie
LT 75 Jim Yarbrough
LG 63 Chuck Walton
C 54 Ed Flanagan
RG 66 Bob Kowalkowski
RT 76 Rockne Freitas
TE 88 Charlie Sanders
WR 49 Larry Walton
QB 11 Greg Landry
RB 36 Steve Owens
RB 42 Altie Taylor

DEFENSE

LE 83 Jim Mitchell
LT 70 Larry Woods
RT 73 Bob Bell
RE 74 Larry Hand
LLB 50 Paul Naumoff
MLB 53 Mike Lucci
RLB 55 Wayne Walker
LCB 20 Lem Barney
RCB46 Rudy Redmond
LS 28 Mike Weger
RS 44 Dick LeBeau

1972 RESULTS (8-5-1) 2nd

Date	Opponent	Joe Schmidt, Coach		
		Crowd	W-L-T	Score
9-17	NY Giants	54,418*	W	30-16
9-24	Minnesota	54,418*	L	10-34
10-1	Chicago	55,701	W	38-24
10-8	Atlanta	58,850	W	26-23
10-16	Green Bay	54,418*	L	23-24
10-22	San Diego	54,371*	W	34-20
10-30	Dallas	65,378	L	24-28
11-5	Chicago	54,418*	W	14-0
11-12	Minnesota	49,784	L	14-16
11-19	New Orleans	53,752*	W	27-14
11-23	NY Jets	54,418*	W	37-20
12-3	Green Bay	55,263	L	7-33
12-10	Buffalo	41,583	T	21-21
12-17	Los Angeles	71,761	W	34-17

TEAM STATISTICS

	Detroit	(Avg.)	Opps	(Avg.)
TOTAL YARDS	4155	296.8	4208	300.6
RUSHING YARDS	2021	144.4	2204	157.4
PASSING YARDS	2134	152.4	2004	143.1
POINTS SCORED	339	24.2	290	20.7

LION LEADERS

RUSHING Altie Taylor - 154 att. - 658 yards - 4 TD; **PASSING** Greg Landry - 268 att. - 134 comp. - 2066 yds. - 18 TD - 17 int.; **RECEIVING** Altie Taylor - 29 rec. - 250 yards - 2 TD; **SCORING** Errol Mann - 98 points (20 FG's, 38 PAT's); **PUNT RET** Lem Barney - 15 ret. - 108 yards - 7.2 avg. - 0 TD; **KO RET** Ron Jessie - 23 ret. - 558 yards - 24.3 avg. - 0 TD; **PUNTING** Herman Weaver - 43 punts - 1734 yards - 40.3 avg.; **INTS** Lem Barney - 3 int. - 88 yards - 0 TD

HONOR ROLL

MVP Rockne Freitas (Offense), Larry Hand (Defense)
PRO-BOWL Ed Flanagan (C), Greg Landry (QB), Mike Lucci (LB), Steve Owens (RB), Charlie Sanders (TE)

1972 NFL STANDINGS

NATIONAL CONFERENCE

Central Division

	W	L	T	Pct.
Green Bay	10	4	0	.714
DETROIT	8	5	1	.607
Minnesota	7	7	0	.500
Chicago	4	9	1	.321

Eastern Division

Washington	11	3	0	.766
Dallas	10	4	0	.714
New York Giants	8	6	0	.571
St. Louis	4	9	1	.321
Philadelphia	2	11	1	.179

Western Division

San Francisco	8	5	1	.607
Atlanta	8	7	0	.500
Los Angeles	6	7	1	.464
New Orleans	2	11	1	.179

AMERICAN CONFERENCE

Central Division

	W	L	T	Pct.
Pittsburgh	11	3	0	.786
Cleveland	10	4	0	.714
Cincinnati	8	6	0	.571
Houston	1	13	0	.071

Eastern Division

Miami	14	0	0	1.000
New York Jets	7	7	0	.500
Baltimore	5	9	0	.357
Buffalo	4	9	1	.321
New England	3	11	0	.214

Western Division

Oakland	10	3	1	.750
Kansas City	8	6	0	.571
Denver	5	9	0	.357
San Diego	4	9	1	.321

Dallas defeated San Francisco, 30-26, and Washington defeated Green Bay, 16-3, in NFC playoffs. Washington defeated Dallas, 26-3, for NFC title. Miami defeated Cleveland, 20-14, and Pittsburgh defeated Oakland 13-7, in AFC playoffs. Miami defeated Pittsburgh, 21-17, for AFC title. Miami defeated Washington, 14-7, for NFL title in Super Bowl VII.

IN 1972: Five men are apprehended by police in attempt to bug Democratic National Committee headquarters in Washington D.C.'s Watergate complex.

1973

USUAL STARTING LINE UP

OFFENSE		DEFENSE	
WR 89 Ron Jessie	LE 82 Ken Sanders	LT 80 Herb Orvis	RT 73 Bob Bell
LT 75 Jim Yarbrough	RE 74 Larry Hand	LLB 50 Paul Naumoff	MLB 53 Mike Lucci
LG 60 Guy Dennis	LLB 50 Paul Naumoff	RLB 59 Charlie Weaver	LCB 20 Lem Barney
C 54 Ed Flanagan	MLB 53 Mike Lucci	RCB 23 Levi Johnson	LS 28 Mike Weger
RG 66 Bob Kowalkowski	RLB 59 Charlie Weaver	RS 26 Dick Jauron	
RT 76 Rockne Freitas	LCB 20 Lem Barney		
TE 88 Charlie Sanders	RCB 23 Levi Johnson		
WR 49 Larry Walton	LS 28 Mike Weger		
QB 19 Bill Munson (7)	RS 26 Dick Jauron		
11 Greg Landry (7)			
RB 42 Allie Taylor			
RB 36 Steve Owens			

TEAM STATISTICS

	Detroit	(Avg.)	Opps	(Avg.)
TOTAL YARDS	4046	289.0	3905	278.9
RUSHING YARDS	2133	152.4	2117	151.2
PASSING YARDS	1913	136.6	1788	127.7
POINTS SCORED	271	19.4	247	17.6

1973 RESULTS (6-7-1) 2nd

		Don McCafferty, Coach	
Date	Opponent	Crowd	W-L-T Score
9-16	Pittsburgh	48,913	L 10-24
9-23	Green Bay	56,267	T 13-13
10-1	Atlanta	54,418*	W 31-6
10-7	Minnesota	54,418*	L 9-23
10-14	New Orleans	57,810	L 13-20
10-21	Baltimore	53,688*	L 27-29
10-28	Green Bay	53,859*	W 34-0
11-4	San Francisco	54,348*	W 30-20
11-11	Minnesota	48,503	L 7-28
11-18	Chicago	55,701	W 30-7
11-22	Washington	54,418*	L 0-20
12-2	St. Louis	47,712	W 20-16
12-9	Chicago	52,641*	W 40-7
12-15	Miami	80,047	L 7-34

LION LEADERS

RUSHING Allie Taylor - 176 att. - 719 yards - 5 TD; **PASSING** Bill Munson - 187 att. - 95 comp. - 1129 yds. - 9 TD - 8 int.; **RECEIVING** Charlie Sanders - 28 rec. - 433 yards - 2 TD; **SCORING** Errol Mann - 53 points (13 FG's, 14 PAT's); **PUNT RET** Lem Barney - 27 ret. - 231 yards - 8.6 avg. - 0 TD; **KO RET** Dick Jauron - 17 ret. - 405 yards - 23.8 avg. - 0 TD; **PUNTING** Herman Weaver - 54 punts - 2333 yards - 43.2 avg.; **INTS** Levi Johnson - 5 int. - 82 yards; **TACKLES** Charlie Weaver - 55 total; **QB SACKS** Larry Hand - 11.0 - sacks

HONOR ROLL

MVP Allie Taylor (Offense), Herb Orvis (Defense)
PRO-BOWL Lem Barney (DB), Rocky Freitas (T)

1973 NFL STANDINGS

NATIONAL CONFERENCE

Central Division

	W	L	T	Pct.
Minnesota	12	2	0	.857
DETROIT	6	7	1	.464
Green Bay	5	7	2	.429
Chicago	3	11	0	.214

Eastern Division

Dallas	10	4	0	.714
Washington	10	4	0	.714
Philadelphia	5	8	1	.393
St. Louis	4	9	1	.321
New York Giants	2	11	1	.179

Western Division

Los Angeles	12	2	0	.857
Atlanta	9	5	0	.643
New Orleans	5	9	0	.357
San Francisco	5	9	0	.357

AMERICAN CONFERENCE

Central Division

	W	L	T	Pct.
Cincinnati	10	4	0	.714
Pittsburgh	10	4	0	.714
Cleveland	7	5	2	.571
Houston	1	13	0	.071

Eastern Division

Miami	12	2	0	.857
Buffalo	9	5	0	.643
New England	5	9	0	.357
Baltimore	4	10	0	.286
New York Jets	4	10	0	.286

Western Division

Oakland	9	4	1	.679
Denver	7	5	2	.571
Kansas City	7	5	2	.571
San Diego	2	11	1	.179

Minnesota defeated Washington, 27-20, and Dallas defeated Los Angeles, 27-16, in NFC playoffs. Minnesota defeated Dallas, 27-10, for NFC title. Miami defeated Cincinnati, 34-16, and Oakland defeated Pittsburgh, 33-14, in AFC playoffs. Miami defeated Oakland, 27-10, for AFC title. Miami defeated Minnesota, 24-7, for NFL title in Super Bowl VIII.

IN 1973: Secretariat becomes the first horse in 25 years to capture the Triple Crown.

1974

USUAL STARTING LINE UP

OFFENSE

WR 89 Ron Jessie
 LT 75 Jim Yarbrough
 LG 63 Chuck Walton
 C 45 Ed Flanagan
 RG 66 Bob Kowalkowski
 RT 76 Rockne Freitas
 TE 88 Charlie Sanders
 WR 49 Larry Walton
 QB 19 Bill Munson
 RB 36 Steve Owens
 RB 30 Jim Hooks

DEFENSE

LE 82 Ken Sanders
 LT 80 Herb Orvis
 RT 83 Jim Mitchell
 RE 74 Larry Hand
 LLB 50 Paul Naumoff
 MLB 52 Jim Laslavic
 RLB 59 Charlie Weaver
 LCB 20 Lem Barney
 RCB 23 Levi Johnson
 LS 40 Charlie West
 RS 26 Dick Jauron

TEAM STATISTICS

	Detroit	(Avg.)	Opps	(Avg.)
TOTAL YARDS	3653	260.9	4338	309.9
RUSHING YARDS	1433	102.4	2102	150.1
PASSING YARDS	2220	158.6	2236	159.7
POINTS SCORED	256	18.3	270	19.3

1974 RESULTS (7-7-0) 2nd

Rick Forzano, Coach

Date	Opponent	Crowd	W-L-T	Score
9-15	Chicago	55,202	L	9-17
9-22	Minnesota	49,703*	L	6-7
9-29	Green Bay (M)	47,292	L	19-21
10-6	Los Angeles	64,987	L	13-16
10-14	San Francisco	49,756*	W	17-13
10-20	Minnesota	48,501	W	20-16
10-27	Green Bay	54,418*	W	19-17
11-3	New Orleans	49,127*	W	19-14
11-10	Oakland	54,020	L	13-35
11-17	NY Giants	45,859*	W	20-19
11-24	Chicago	47,376*	W	34-17
11-28	Denver	53,314*	L	27-31
12-8	Cincinnati	59,575	W	23-19
12-15	Philadelphia	66,052	L	17-28

LION LEADERS

RUSHING Altie Taylor - 150 att. - 532 yards - 5 TD; **PASSING** Bill Munson - 292 att. - 166 comp. - 1874 yds. - 8 TD - 7 int.; **RECEIVING** Ron Jessie - 54 rec. - 761 yards - 3 TD; **SCORING** Errol Mann - 92 points (23 FG's, 23 PAT's); **PUNT RET** Dick Jauron - 17 ret. - 286 yards - 16.8 avg. - 0 TD; **KO RET** Jimmie Jones - 38 ret. - 927 yards - 24.4 avg. - 0 TD; **PUNTING** Herman Weaver - 72 punts - 2772 yards - 38.5 avg.; **INTS** Levi Johnson - 5 int. - 139 yards - 2 TD; **TACKLES** Jim Laslavic - 120 total; **QB SACKS** Ken Sanders - 6.5 sacks

HONOR ROLL

MVP Bill Munson (Offense), Levi Johnson (Defense)
PRO-BOWL Lem Barney (DB), Ed Flanagan (C)

1974 NFL STANDINGS

NATIONAL CONFERENCE

Central Division

	W	L	T	Pct.
Minnesota	10	4	0	.714
DETROIT	7	7	0	.500
Green Bay	6	8	0	.429
Chicago	4	10	0	.286

Eastern Division

	W	L	T	Pct.
St. Louis	10	4	0	.714
Washington	10	4	0	.714
Dallas	8	6	0	.571
Philadelphia	7	7	0	.500
New York Giants	2	12	0	.143

Western Division

	W	L	T	Pct.
Los Angeles	10	4	0	.714
San Francisco	6	8	0	.429
New Orleans	5	9	0	.357
Atlanta	3	11	0	.214

AMERICAN CONFERENCE

Central Division

	W	L	T	Pct.
Pittsburgh	10	3	1	.750
Cincinnati	7	7	0	.500
Houston	7	7	0	.500
Cleveland	4	10	0	.286

Eastern Division

	W	L	T	Pct.
Miami	11	3	0	.766
Buffalo	9	5	0	.643
New England	7	7	0	.500
New York Jets	7	7	0	.500
Baltimore	2	12	0	.143

Western Division

	W	L	T	Pct.
Oakland	12	2	0	.857
Denver	7	6	1	.536
Kansas City	5	9	0	.357
San Diego	5	9	0	.357

Minnesota defeated St. Louis, 30-14, and Los Angeles defeated Washington, 19-10, in NFC playoffs. Minnesota defeated Los Angeles, 14-10, for NFC title. Pittsburgh defeated Buffalo, 32-14, and Oakland defeated Miami, 28-26, in AFC playoffs. Pittsburgh defeated Oakland, 24-13, for AFC title. Pittsburgh defeated Minnesota, 16-6, for NFL title in Super Bowl IX.

IN 1974: Richard M. Nixon becomes the first U.S. President to resign from office.

1975

USUAL STARTING LINE UP

OFFENSE

WR 45	Ray Jarvis
LT 75	Jim Yarbrough
LG 62	Lynn Boden
C 63	Jon Morris
RG 66	Bob Kowalkowski
RT 76	Rockne Freitas
TE 88	Charlie Sanders
WR 43	Marlin Briscoe
QB 14	Joe Reed
RB 24	Dexter Bussey
RB 42	Altie Taylor

DEFENSE

LE 82	Ken Sanders
LT 80	Herb Orvis
RT 74	Larry Hand
RE 70	Billy Howard
LLB 50	Paul Naumoff
MLB 52	Jim Laslavic
RLB 59	Charlie Weaver
LCB 20	Lem Barney
RCB23	Lavi Johnson
LS 40	Charlie West
RS 26	Dick Jauron

TEAM STATISTICS

	Detroit	(Avg.)	Opps	(Avg.)
TOTAL YARDS	4064	296.3	4000	285.7
RUSHING YARDS	2147	153.4	1929	137.8
PASSING YARDS	1917	136.9	2071	147.9
POINTS SCORED	245	17.5	262	18.7

1975 RESULTS (7-7-0) 2nd

Rick Forzano, Coach

Date	Opponent	Crowd	W-L-T	Score
9-21	Green Bay (M)	50,781	W	30-16
9-26	Atlanta	45,218	W	17-14
# 10-6	Dallas	79,784*	L	10-36
10-12	Chicago	74,032*	W	27-7
10-19	Minnesota	47,872	L	19-25
10-26	Houston	46,904	L	8-24
11-2	San Francisco	43,209	W	28-17
11-9	Cleveland	75,283*	W	21-10
11-16	Green Bay	76,946*	W	13-10
11-23	Kansas City	55,161	L	21-24(OT)
# 11-27	Los Angeles	69,552*	L	0-20
12-7	Chicago	37,772	L	21-25
# 12-14	Minnesota	73,130*	W	17-10
12-21	St. Louis	64,656*	L	13-24

LION LEADERS

RUSHING Dexter Bussey - 157 att. - 696 yards - 2 TD ; **PASSING** Joe Reed - 191 att. - 86 comp. - 1181 yds. - 9 TD - 10 int.; **RECEIVING** Charlie Sanders - 37 rec. - 486 yards - 3 TD ; **SCORING** Errol Mann - 67 points (14 FG's, 29 PAT's) ; **PUNT RET** Charlie West - 22 ret. - 219 yards - 10.0 avg. - 0 TD; **KO RET** Bobby Thompson - 22 ret. - 565 yards - 25.7 avg. - 0 TD; **PUNTING** Herman Weaver - 80 punts - 42.0 avg. **INTS** Lem Barney - 5 int. - 23 yards - 0 TD; **TACKLES** Paul Naumoff - 143 total; **QB SACKS** Larry Hand - 7.0 sacks

HONOR ROLL

MVP Dexter Bussey (Offense), Paul Naumoff (Defense)
PRO-BOWL Dick Jauron (DB), Charlie Sanders (TE)

1975 NFL STANDINGS

NATIONAL CONFERENCE

Central Division

	W	L	T	Pct.
Minnesota	12	2	0	.857
DETROIT	7	7	0	.500
Chicago	4	10	0	.286
Green Bay	4	10	0	.286

Eastern Division

St. Louis	11	3	0	.766
Dallas	10	4	0	.714
Washington	8	6	0	.571
New York Giants	5	9	0	.357
Philadelphia	4	10	0	.286

Western Division

Los Angeles	12	2	0	.857
San Francisco	5	9	0	.357
Atlanta	4	10	0	.286
New Orleans	2	12	0	.143

Dallas defeated Minnesota, 17-14, and Los Angeles defeated St. Louis, 35-23, in NFC playoffs. Dallas defeated Los Angeles, 37-7, for NFC title. Pittsburgh defeated Baltimore 28-10, and Oakland defeated Cincinnati, 31-28, in AFC playoffs. Pittsburgh defeated Oakland, 16-10, for AFC title. Pittsburgh defeated Dallas, 21-17, for NFL title in Super Bowl X.

AMERICAN CONFERENCE

Central Division

	W	L	T	Pct.
Pittsburgh	12	2	0	.857
Cincinnati	11	3	0	.786
Houston	10	4	0	.714
Cleveland	3	11	0	.214

Eastern Division

Baltimore	10	4	0	.714
Miami	10	4	0	.714
Buffalo	8	6	0	.571
New England	3	11	0	.214
New York Jets	3	11	0	.214

Western Division

Oakland	11	3	0	.786
Denver	6	8	0	.429
Kansas City	5	9	0	.357
San Diego	2	12	0	.143

IN 1975: "One Flew Over the Cuckoo's Nest" sweeps the Oscars for Best Picture. Director (Milos Forman), Actor (Jack Nicholson) and Actress (Louise Fletcher).

1976

USUAL STARTING LINE UP

OFFENSE

WR 45	Ray Jarvis
LT 71	Craig Hertwig
LG 62	Lynn Bodan
C 63	Jon Morris
RG 66	Bob Kowalkowski
RT 76	Rockne Freitas
TE 88	Charlie Sanders
WR 49	Larry Walton
QB 11	Greg Landry
RB 24	Dexter Bussey
RB 25	Horace King

DEFENSE

LE 82	Ken Sanders
LT 83	Jim Mitchell
RT 74	Larry Hand
RE 70	Billy Howard
LLB 50	Paul Naumoff
MLB 52	Jim Laslavic
RLB 59	Charlie Weaver
LCB 20	Lem Barney
RCB 23	Levi Johnson
LS 40	Charlie West
RS 28	James Hunter

TEAM STATISTICS

	Detroit	(Avg.)	Opps	(Avg.)
TOTAL YARDS	4353	272.1	3587	224.2
RUSHING YARDS	2213	138.3	1901	118.8
PASSING YARDS	2140	133.8	1686	105.4
POINTS SCORED	262	16.4	220	13.8

1976 RESULTS (6-8-0) 3rd

Rick Forzano, Coach

Date	Opponent	Crowd	W-L-T	Score
9-12	Chicago	54,125	L	3-10
9-19	Atlanta	50,840*	W	24-10
# 9-26	Minnesota	77,292*	L	9-10
10-3	Green Bay	55,041	L	14-24

Tommy Hudspeth, Coach

10-10	New England	60,174*	W	30-10
10-17	Washington	45,906	L	7-20
10-24	Seattle	61,280	W	41-14
10-31	Green Bay	74,992*	W	27-6
11-7	Minnesota	46,735	L	23-31
11-14	New Orleans	42,048	L	16-17
# 11-21	Chicago	78,042*	W	14-10
11-25	Buffalo	66,875*	W	27-14
12-5	NY Giants	66,068	L	10-24
12-11	Los Angeles	73,470*	L	17-20

LION LEADERS

RUSHING Dexter Bussey - 196 att. - 858 yards - 3 TD; **PASSING** Greg Landry - 291 att. - 168 comp. - 2191 yards - 17 TD - 8 int.; **RECEIVING** Ray Jarvis - 39 rec. - 822 yards - 5 TD; **SCORING** Bennie Ricardo - 49 points (10 FG's, 19 PAT's); **PUNT RET** Lem Barney - 23 ret. - 191 yards - 8.3 avg. - 0 TD; **KO RET** Bobby Thompson - 22 ret. - 431 yards - 19.6 avg. - 0 TD; **PUNTING** Herman Weaver - 83 punts - 3280 yards - 39.5 avg.; **INTS** James Hunter - 7 int. - 120 yards - 17.1 avg.; **TACKLES** Charlie Weaver - 114 total; **QB SACKS** Charlie Weaver - 7 sacks

HONOR ROLL

MVP Ray Jarvis (Offense), Charlie Weaver (Defense)
PRO-BOWL Lem Barney (DB), Charlie Sanders (TE)

1976 NFL STANDINGS

NATIONAL CONFERENCE

Central Division

	W	L	T	Pct.
Minnesota	11	2	1	.821
Chicago	7	7	0	.500
DETROIT	6	8	0	.429
Green Bay	5	9	0	.266

Eastern Division

Dallas	11	3	0	.766
Washington	10	4	0	.714
St. Louis	10	4	0	.714
Philadelphia	4	10	0	.266
New York Giants	3	11	0	.214

Western Division

Los Angeles	10	3	1	.750
San Francisco	8	6	0	.571
Atlanta	4	10	0	.286
New Orleans	4	10	0	.286
Seattle	2	12	0	.143

AMERICAN CONFERENCE

Central Division

	W	L	T	Pct.
Pittsburgh	10	4	0	.714
Cincinnati	10	4	0	.714
Cleveland	9	5	0	.643
Houston	5	9	0	.357

Eastern Division

Baltimore	11	3	0	.766
New England	11	3	0	.786
Miami	6	8	0	.429
New York Jets	3	11	0	.214
Buffalo	2	12	0	.143

Western Division

Oakland	13	1	0	.929
Denver	9	5	0	.643
San Diego	6	8	0	.429
Kansas City	5	9	0	.357
Tampa Bay	0	14	0	.000

Minnesota defeated Washington, 35-20, and Los Angeles defeated Dallas, 14-12, in NFC playoffs. Minnesota defeated Los Angeles, 24-13, for NFC title. Oakland defeated New England, 24-21, and Pittsburgh defeated Baltimore, 40-14, in AFC playoffs. Oakland defeated Pittsburgh, 24-7, for AFC title. Oakland defeated Minnesota, 32-14, for NFL title in Super Bowl XI.

IN 1976: United States celebrates Bicentennial.

1977

USUAL STARTING LINE UP

OFFENSE

WR	86	J.D. Hill
LT	75	Jim Yarbrough
LG	73	Russ Bolinger
C	63	Jan Morris
RG	62	Lynn Boden
RT	71	Craig Hetwig
TE	81	David Hill
WR	45	Ray Jarvis
QB	11	Greg Landry
RB	25	Horace King
RB	32	Rick Kane

DEFENSE

LE	82	Ken Sanders
LT	80	Herb Orvis
RT	78	Doug English
RE	83	Jim Mitchell
LLB	50	Paul Naumoff
MLB	55	Ed O'Neil
RLB	59	Charlie Weaver
LCB	28	James Hunter
RFB	20	Lem Barney
FS	26	Dick Jauron
SS	40	Charlie West

TEAM STATISTICS

	Detroit	(Avg.)	Opps	(Avg.)
TOTAL YARDS	3224	201.5	3772	235.8
RUSHING YARDS	1706	106.6	1905	119.1
PASSING YARDS	1959	122.4	2123	132.7
POINTS SCORED	183	11.4	252	15.8

1977 RESULTS (6-8-0) 3rd

Tommy Hudspeth, Coach

Date	Opponent	Crowd	W-L-T	Score
9-18	Chicago	51,530	L	20-30
9-25	New Orleans	51,458*	W	23-19
10-2	Philadelphia	57,236*	W	17-13
10-9	Minnesota	45,860	L	7-14
# 10-16	Green Bay	78,452*	W	10-6
10-23	San Francisco	39,392	L	7-28
10-30	Dallas	63,160	L	0-37
11-6	San Diego	72,559*	W	20-0
11-13	Allanta	47,461	L	6-17
11-20	Tampa Bay	49,751*	W	16-7
11-24	Chicago	71,373*	L	14-31
12-4	Green Bay	56,367	L	9-10
12-11	Baltimore	45,124	W	13-10
# 12-17	Minnesota	78,452*	L	21-30

LION LEADERS

RUSHING Horace King - 155 att. - 521 yards - 1 TD; **PASSING** Greg Landry - 240 att. - 135 comp. - 6 TD - 7 int.; **RECEIVING** Horace King - 40 rec. - 238 yards - 0 TD; **SCORING** Steve Mike-Mayer - 43 points (8 FG's, 19 PAT's); **PUNT RET** Eddie Payton - 27 ret. - 273 yards - 1 TD; **KO RET** Eddie Payton - 18 ret. - 457 yards - 1 TD; **PUNTING** Wilbur Summers - 93 punts - 3420 yards - 36.8 avg.; **INTS** James Hunter - 6 int. - 104 yards; **TACKLES** Ed O'Neil - 73 total

HONOR ROLL

MVP Jon Morris (Offense), Charlie Weaver (Defense)
PRO-BOWL Lem Barney (DB), Charlie Sanders (TE)

1977 NFL STANDINGS

NATIONAL CONFERENCE

Central Division

	W	L	T	Pct.
Minnesota	9	5	0	.643
Chicago	9	5	0	.643
DETROIT	6	8	0	.429
Green Bay	4	10	0	.286
Tampa Bay	2	12	0	.143

Eastern Division

Dallas	12	2	0	.857
Washington	9	5	0	.643
St. Louis	7	7	0	.500
Philadelphia	5	9	0	.357
New York Giants	5	9	0	.357

Western Division

Los Angeles	10	4	0	.714
Atlanta	7	7	0	.500
San Francisco	5	9	0	.357
New Orleans	3	11	0	.214

AMERICAN CONFERENCE

Central Division

	W	L	T	Pct.
Pittsburgh	9	5	0	.643
Houston	8	6	0	.571
Cincinnati	8	6	0	.571
Cleveland	6	8	0	.429

Eastern Division

Baltimore	10	4	0	.714
Miami	10	4	0	.714
New England	9	5	0	.643
New York Jets	3	11	0	.214
Buffalo	3	11	0	.214

Western Division

Denver	12	2	0	.857
Oakland	11	3	0	.766
San Diego	7	7	0	.500
Seattle	5	9	0	.357
Kansas City	2	12	0	.143

Dallas defeated Chicago, 37-7, and Minnesota defeated Los Angeles, 14-7, in NFC playoffs. Dallas defeated Minnesota, 23-6, for NFC title. Denver defeated Pittsburgh, 34-21, and Oakland defeated Baltimore, 37-31, in AFC playoffs. Denver defeated Oakland, 20-17, for AFC title. Dallas defeated Denver, 27-10, for NFL title in Super Bowl XII.

IN 1977: "Star Wars" is the year's top box office attraction, earning a record 193,500,000.

1978

USUAL STARTING LINE UP

OFFENSE

WR 89	Luther Blue
TE 81	David Hill
LT 76	Karl Baldschwieler
LG 61	Homer Elias
C 54	Larry Teary
RG 62	Lynn Boden
RT 74	Brad Oates
WR 87	Fed Scott
QB 16	Gary Danielson
RB 24	Dexter Bussey
RB 25	Horace King

DEFENSE

LE 75	Dave Pureifory
LT 77	John Woodcock
RT 78	Doug English
RE 60	Al Baker
LLB 50	Paul Naumoff
MLB 55	Ed O'Neil
RLB 59	Charlie Weaver
LC 21	Walt Williams
FS 40	Jimmy Allen
SS 29	Mike Burns
RC 27	Luther Bradley

1978 RESULTS (7-9-0) 3rd

Date	Opponent	Monte Clark, Coach	Crowd	W-L-T	Score
9-3	Green Bay		51,167*	L	7-13
9-9	Tampa Bay		64,445	W	15-7
9-17	Chicago		65,982*	L	0-19
9-24	Seattle		56,781	L	16-28
10-1	Green Bay (M)		54,601	L	14-35
10-8	Washington		60,555*	L	19-21
10-15	Atlanta		51,172	L	0-14
10-22	San Diego		54,031*	W	31-14
10-29	Chicago		53,376	W	21-17
11-5	Minnesota		46,008	L	7-17
11-12	Tampa Bay		60,320*	W	34-23
11-19	Oakland		44,517	L	17-29
11-23	Denver		71,785*	W	17-14
12-3	St. Louis		39,200	L	14-21
# 12-9	Minnesota		78,685*	W	45-14
12-17	San Francisco		56,674*	W	33-14

TEAM STATISTICS

	Detroit	(Avg.)	Opps	(Avg.)
TOTAL YARDS	4465	279.1	4483	280.2
RUSHING YARDS	2163	135.2	2184	136.5
PASSING YARDS	2302	143.9	2299	143.7
POINTS SCORED	290	18.1	300	18.8

LION LEADERS

RUSHING Dexter Bussey - 225 att - 924 yards - 5 TD; **PASSING** Gary Danielson - 351 att - 199 comp. - 2294 yds. - 18 TD - 17 int; **RECEIVING** David Hill - 53 rec. - 633 yards - 4 TD; **SCORING** Bennie Ricardo - 92 points (20 FG's, 32 PAT's); **PUNT RET** Jesse Thompson - 16 ret. - 161 yards - 10.1 avg. - 0 TD; **KO RET** Jesse Thompson - 14 ret. - 346 yards - 24.7 avg. - 0 TD; **PUNTING** Tom Skladany - 86 punts - 3654 yards - 42.5 avg.; **INTS** Jimmy Allen - 5 int. - 70 yards; **TACKLES** Ed O'Neil - 85 total - 56 solo - 29 assists; **QB SACKS** Al Baker - 23 sacks

HONOR ROLL

MVP Gary Danielson (Offense), Al Baker (Defense)
PRO-BOWL David Hill (TE), Doug English (DT)

1978 NFL STANDINGS

NATIONAL CONFERENCE

Central Division

	W	L	T	Pct.
Minnesota	8	7	1	.531
Green Bay	8	7	1	.531
DETROIT	7	9	0	.438
Chicago	7	9	0	.438
Tampa Bay	5	11	0	.313

Eastern Division

Dallas	12	4	0	.750
Philadelphia	9	7	0	.563
Washington	8	8	0	.500
St. Louis	6	10	0	.375
New York Giants	6	10	0	.375

Western Division

Los Angeles	12	4	0	.750
Atlanta	9	7	0	.563
New Orleans	7	9	0	.438
San Francisco	2	14	0	.125

Atlanta defeated Philadelphia, 14-13, in NFC wild card. Dallas defeated Atlanta, 27-20, and Los Angeles defeated Minnesota, 34-10, in NFC playoffs. Dallas defeated Los Angeles, 28-0, for NFC title. Houston defeated Miami, 17-9, in AFC wild card. Houston defeated New England, 14-13, and Pittsburgh defeated Denver, 33-10, in AFC playoffs. Pittsburgh defeated Houston, 34-5, for AFC title. Pittsburgh defeated Dallas, 35-31, for NFL title in Super Bowl XIII.

AMERICAN CONFERENCE

Central Division

	W	L	T	Pct.
Pittsburgh	14	2	0	.875
Houston	10	6	0	.625
Cleveland	8	8	0	.500
Cincinnati	4	12	0	.250

Eastern Division

New England	11	5	0	.688
Miami	11	5	0	.688
New York Jets	8	8	0	.500
Buffalo	5	11	0	.313
Baltimore	5	11	0	.313

Western Division

Denver	10	6	0	.625
Oakland	9	7	0	.563
Seattle	9	7	0	.563
San Diego	9	7	0	.563
Kansas City	4	12	0	.250

IN 1978: John Paul I, 65, dies unexpectedly after 34 days as Pope.

1979

USUAL STARTING LINE UP

OFFENSE		DEFENSE	
WR 87 Fred Scott	LE 75 Dave Pureifory	LT 71 Dave Gallagher	
TE 81 David Hill	RT 78 Doug English	RE 60 Al Baker	
LT 76 Karl Baldischwiler	LLB 55 Ed O'Neil	MLB 59 Charlie Weaver	
LG 61 Homer Elias	RLB 51 James Harrell	LCB 21 Walt Williams	
C 54 Larry Teary	RCB 27 Luther Bradley	FS 28 James Hunter	
RG 73 Russ Bolinger	SS 40 Jimmy Allen		
RT 70 Keith Dorney			
WR 18 Gene Washington			
QB 19 Jeff Komlo			
HB 24 Dexter Bussey			
FB 36 Bo Robinson			

TEAM STATISTICS

	Detroit	(Avg.)	Opps	(Avg.)
TOTAL YARDS	4013	250.8	4957	309.8
RUSHING YARDS	1677	104.8	2515	157.2
PASSING YARDS	2336	146.0	2442	152.6
POINTS SCORED	219	13.7	365	22.8

1979 RESULTS (2-14-0) 5th

Monte Clark, Coach				
Date	Opponent	Crowd	W-L-T	Score
9-1	Tampa Bay	68,225	L	16-31
9-9	Washington	54,991*	L	24-27
9-16	NY Jets	49,612	L	10-31
9-23	Atlanta	56,249*	W	24-23
9-30	Minnesota	75,295*	L	10-13
10-7	New England	60,629	L	17-24
10-14	Green Bay (M)	53,930	L	16-24
10-21	New Orleans	57,428	L	7-17
10-28	Buffalo	61,911*	L	17-20
11-4	Chicago	50,108	L	7-35
11-11	Tampa Bay	70,461*	L	14-16
11-18	Minnesota	43,650	L	7-14
11-22	Chicago	66,219*	W	20-0
12-2	Philadelphia	66,128	L	7-44
12-9	Miami	76,087*	L	10-28
12-15	Green Bay	57,376*	L	13-18

LION LEADERS

RUSHING Dexter Bussey - 144 att. - 625 yards - 1 TD; **PASSING** Jeff Komlo - 368 att. - 183 comp. - 2238 yds. - 11 TD - 23 int.; **RECEIVING** Fred Scott - 62 rec. - 929 yards - 5 TD; **SCORING** Bennie Ricardo - 55 points (10 FG's, 25 PAT's); **PUNT RET** John Arnold - 19 ret. - 164 yards - 8.6 avg. - 0 TD; **KO RET** John Arnold - 23 ret. - 539 yards - 23.4 avg. - 0 TD; **PUNTING** Larry Swider - 88 punts - 3523 yards - 40.0 avg.; **INTS** Luther Bradley and Jimmy Allen - 4 each; **TACKLES** Doug English - 90 total; **QB SACKS** Al Baker - 16 sacks

HONOR ROLL

MVP Fred Scott (Offense), Doug English (Defense)
PRO-BOWL Al Baker (DE), David Hill (TE)

1979 NFL STANDINGS

NATIONAL CONFERENCE

Central Division

	W	L	T	Pct.
Tampa Bay	10	6	0	.625
Chicago	10	6	0	.625
Minnesota	7	9	0	.438
Green Bay	5	11	0	.313
DETROIT	2	14	0	.125

Eastern Division

Dallas	11	5	0	.688
Philadelphia	11	5	0	.688
Washington	10	6	0	.625
New York Giants	6	10	0	.375
St. Louis	5	11	0	.313

Western Division

Los Angeles	9	7	0	.563
New Orleans	8	8	0	.500
Atlanta	6	10	0	.375
San Francisco	2	14	0	.125

AMERICAN CONFERENCE

Central Division

	W	L	T	Pct.
Pittsburgh	12	4	0	.750
Houston	11	5	0	.688
Cleveland	9	7	0	.563
Cincinnati	4	12	0	.250

Eastern Division

Miami	10	6	0	.625
New England	9	7	0	.563
New York Jets	8	8	0	.500
Buffalo	7	9	0	.436
Baltimore	5	11	0	.313

Western Division

San Diego	12	4	0	.750
Denver	10	6	0	.625
Seattle	9	7	0	.563
Oakland	9	7	0	.563
Kansas City	7	9	0	.438

Philadelphia defeated Chicago, 27-17, in NFC wild card, Tampa Bay defeated Philadelphia, 24-17, and Los Angeles defeated Dallas, 21-19, in NFC playoffs, Los Angeles defeated Tampa Bay, 9-0, for NFC title, Houston defeated Denver, 13-7, in AFC wild card, Houston defeated San Diego, 17-14, and Pittsburgh defeated Miami, 34-14, in AFC playoffs, Pittsburgh defeated Houston, 27-13, for AFC title, Pittsburgh defeated Los Angeles, 31-19, for NFL title in Super Bowl XIV.

IN 1979: Nuclear power plant accident at Three Mile Island, Pa., releases radioactivity.

1980

USUAL STARTING LINE UP

OFFENSE

WR 87	Fred Scott
LT 76	Karl Baldschwiler
LG 61	Homer Elias
C 65	Amos Fowler
RG 73	Russ Bolinger
RT 70	Keith Dorney
TE 81	David Hill
WR 39	Leonard Thompson
QB 16	Gary Danielson
RB 20	Billy Sims
RB 24	Dexter Bussey

DEFENSE

LE 75	Dave Purefory
LT 79	William Gay
RT 64	John Mendenhall
RE 60	Al Baker
LLB 59	Charlie Weaver
MLB 57	Ken Fantetti
RLB 52	Stan White
LCB 27	Wayne Smith
RCB 28	James Hunter
SS 35	Jimmy Allen
FS 23	Ray Oldham

TEAM STATISTICS

	Detroit	(Avg.)	Opps	(Avg.)
TOTAL YARDS	5540	346.3	4533	283.3
RUSHING YARDS	2599	162.4	1599	99.9
PASSING YARDS	2941	183.8	2934	183.3
POINTS SCORED	334	20.9	272	17.0

1980 RESULTS (9-7-0) 2nd

Monte Clark, Coach

Date	Opponent	Crowd	W-L-T	Score
9-7	Los Angeles	64,892	W	41-20
9-14	Green Bay (M)	53,099	W	29-7
9-21	St. Louis	80,027*	W	20-7
# 9-28	Minnesota	80,291*	W	27-7
10-5	Atlanta	57,625	L	28-43
10-12	New Orleans	78,147*	W	24-13
10-19	Chicago	58,508	L	7-24
10-26	Kansas City	59,391	L	17-20
# 11-2	San Francisco	78,845*	W	17-13
11-9	Minnesota	46,264	L	0-34
11-16	Baltimore	77,677*	L	9-10
11-23	Tampa Bay	64,976	W	24-10
# 11-27	Chicago	75,397*	L	17-23(OT)
12-7	St. Louis	46,966	L	23-24
# 12-14	Tampa Bay	77,098*	W	27-14
# 12-21	Green Bay	75,111*	W	24-3

LION LEADERS

RUSHING Billy Sims - 313 att. - 1303 yards - 13 TD; **PASSING** Gary Danielson - 417 att. - 244 comp. - 3223 yds. - 13 TD - 11 int; **RECEIVING** Fred Scott - 53 rec. - 834 yards - 4 TD; **SCORING** Ed Murray - 116 points (27 FG's, 35 PAT's); **PUNT RET** Ray Williams - 27 ret. - 259 yards - 0 TD; **KO RET** Rick Kane - 23 ret. - 495 yards - 0 TD; **PUNTING** Tom Skladany - 72 punts - 3036 yards - 42.2 avg.; **INTS** Jimmy Allen and James Hunter 6 each; **TACKLES** Ken Fantetti - 85 total - 45 solo - 40 assists; **QB SACKS** Al Baker - 18 sacks

HONOR ROLL

MVP Billy Sims (Offense), Dave Purefory (Defense)
PRO-BOWL Al Baker (DE), Eddie Murray (K), Billy Sims (RB)

1980 NFL STANDINGS

NATIONAL CONFERENCE

Central Division

	W	L	T	Pct.
Minnesota	9	7	0	.563
DETROIT	9	7	0	.563
Chicago	7	9	0	.436
Tampa Bay	5	10	1	.344
Green Bay	5	10	1	.344

Eastern Division

Philadelphia	12	4	0	.750
Dallas	12	4	0	.750
Washington	6	10	0	.375
St. Louis	5	11	0	.313
New York Giants	4	12	0	.250

Western Division

Atlanta	12	4	0	.750
Los Angeles	11	5	0	.688
San Francisco	6	10	0	.375
New Orleans	1	15	0	.063

AMERICAN CONFERENCE

Central Division

Cleveland	11	5	0	.688
Houston	11	5	0	.688
Pittsburgh	9	7	0	.563
Cincinnati	6	10	0	.375

Eastern Division

Buffalo	11	5	0	.688
New England	10	6	0	.625
Miami	8	8	0	.500
Baltimore	7	9	0	.438
New York Jets	4	12	0	.250

Western Division

San Diego	11	5	0	.688
Oakland	11	5	0	.688
Kansas City	8	8	0	.500
Denver	8	8	0	.500
Seattle	4	12	0	.250

Dallas defeated Los Angeles, 24-13, in NFC wild card. Philadelphia defeated Minnesota, 31-16, and Dallas defeated Atlanta, 30-27, in NFC playoffs. Philadelphia defeated Dallas, 20-7, for NFC title. Oakland defeated Houston, 27-7, in AFC wild card. San Diego defeated Buffalo, 20-14, and Oakland defeated Cleveland, 14-12, in AFC playoffs. Oakland defeated San Diego, 34-27, for AFC title. Oakland defeated Philadelphia, 27-10, for NFL title in Super Bowl XV.

IN 1980: The U.S. Olympic hockey team stuns the sports world, capturing the gold medal at Lake Placid.

1981

USUAL STARTING LINE UP

OFFENSE		DEFENSE	
WR 87	Fred Scott	LE 75	Dave Pureifory
TE 81	David Hill	LT 79	William Gay
LT 76	Karl Baldischwiler	RT 78	Doug English
LG 61	Homer Elias	RE 60	Al Baker
C 65	Amos Fowler	LLB 53	Garry Cobb
RG 73	Russ Bolinger	MLB 57	Ken Fantetti
RT 70	Keith Dorney	RLB 52	Stan White
WR 39	Leonard Thompson	LCB 27	Wayne Smith
QB 17	Eric Hipple	RCB 28	James Hunter
HB 20	Billy Sims	FS 35	Jimmy Allen
FB 24	Dexter Bussey	SS 23	Ray Oldham

TEAM STATISTICS

	Detroit	(Avg.)	Opps	(Avg.)
TOTAL YARDS	5933	370.8	4846	302.9
RUSHING YARDS	2795	174.7	1623	101.4
PASSING YARDS	3138	196.1	3223	201.4
POINTS SCORED	397	24.8	322	20.1

1981 RESULTS (8-8-0) 2nd

Monte Clark, Coach

Date	Opponent	Crowd	W-L-T	Score
9-6	San Francisco	62,123*	W	24-17
9-13	San Diego	51,624	L	23-28
9-20	Minnesota	45,350	L	24-26
# 9-27	Oakland	77,919*	W	16-0
10-4	Tampa Bay	71,733	L	10-28
10-11	Denver	74,816	L	21-27
10-19	Chicago	71,273*	W	48-17
# 10-25	Green Bay *	76,063*	W	31-27
11-1	Los Angeles	61,814	L	13-20
11-8	Washington	52,095	L	31-33
# 11-15	Dallas	79,694*	W	27-24
11-22	Chicago	50,082	W	23-7
# 11-26	Kansas City	76,735*	W	27-10
12-6	Green Bay	54,481	L	17-31
# 12-12	Minnesota	79,428*	W	45-7
# 12-20	Tampa Bay	80,444*	L	17-20

LION LEADERS

RUSHING Billy Sims - 296 att. - 1437 yards - 13 TD; **PASSING** Eric Hipple - 279 att. - 140 comp. - 2358 yds. - 14 TD - 15 int.; **RECEIVING** Fred Scott - 53 rec. - 1022 yards - 5 TD; **SCORING** Ed Murray - 121 points (25 FG's, 46 PAT's); **PUNT RET** Robbie Martin - 52 ret. - 450 yards - 1 TD; **KO RET** Alvin Hall - 25 ret. - 525 yards - 0 TD; **PUNTING** Tom Skladany - 64 punts - 2784 yards - 43.5 avg.; **INTS** Jimmy Allen - 9 int. - 123 yards - 0 TD; **TACKLES** Ken Fantetti - 148 total; **QB SACKS** Dave Pureifory - 11 sacks

HONOR ROLL

MVP Eric Hipple (Offense), Stan White (Defense), Ken Callicutt (Special Teams)
PRO-BOWL Doug English (DT), Billy Sims (RB), Tom Skladany (P)

1981 NFL STANDINGS

NATIONAL CONFERENCE

Central Division

	W	L	T	Pct.
Tampa Bay	9	7	0	.563
DETROIT	8	8	0	.500
Green Bay	8	8	0	.500
Minnesota	7	9	0	.436
Chicago	6	10	0	.375

Eastern Division

	W	L	T	Pct.
Dallas	12	4	0	.750
Philadelphia	10	6	0	.625
New York Giants	9	7	0	.563
Washington	8	8	0	.500
St. Louis	7	9	0	.438

Western Division

	W	L	T	Pct.
San Francisco	13	3	0	.813
Atlanta	7	9	0	.438
Los Angeles	6	10	0	.375
New Orleans	4	12	0	.250

AMERICAN CONFERENCE

Central Division

	W	L	T	Pct.
Cincinnati	12	4	0	.750
Pittsburgh	8	8	0	.500
Houston	7	9	0	.438
Cleveland	5	11	0	.313

Eastern Division

	W	L	T	Pct.
Miami	11	4	1	.719
New York Jets	10	5	1	.656
Buffalo	10	6	0	.625
Baltimore	2	14	0	.125
New England	2	14	0	.125

Western Division

	W	L	T	Pct.
San Diego	10	6	0	.625
Denver	10	6	0	.625
Kansas City	9	7	0	.563
Oakland	7	9	0	.438
Seattle	6	10	0	.375

New York Giants defeated Philadelphia, 27-27, in NFC wild card, Dallas defeated Tampa Bay, 36-0, and San Francisco defeated New York, 38-24, in NFC playoffs. San Francisco defeated Dallas, 28-27, for NFC title. Buffalo defeated N.Y. Jets, 31-27, in AFC wild card. San Diego defeated Miami, 41-38, and Cincinnati defeated Buffalo, 28-21, in AFC playoffs. Cincinnati defeated San Diego, 27-7, for AFC title. San Francisco defeated Cincinnati, 26-21, for NFL title in Super Bowl XVI.

IN 1981: U.S.-Iran agreement frees 52 hostages held in Teheran since 1979.

1982

USUAL STARTING LINE UP

OFFENSE

WR 87	Fred Scott
LT 72	Chris Dietrich
LG 61	Homer Elias
C 85	Amos Fowler
RG 67	Don Greco
RT 70	Keith Dorney
TE 80	Ulysses Norris
WR 39	Leonard Thompson
QB 16	Gary Danielson
HB 20	Billy Sims
FB 24	Dexter Bussey

DEFENSE

LE 75	Dave Pureifory
LT 79	William Gay
RT 78	Doug English
RE 60	Al Baker
LLB 53	Garry Cobb
MLB 57	Ken Fantetti
RLB 52	Stan White
LC 27	Bobby Watkins
RC 28	James Hunter
FS 35	Alvin Hall
SS 23	Ray Oldham

TEAM STATISTICS

	Detroit	(Avg.)	Opps	(Avg.)
TOTAL YARDS	2534	281.6	2722	301.4
RUSHING YARDS	1022	113.6	854	94.9
PASSING YARDS	1512	168.0	1868	207.6
POINTS SCORED	181	20.1	176	19.6

1982 RESULTS (4-5-0) 4th

Monte Clark, Coach			
Date	Opponent	Crowd	W-L-T Score
9-12	Chicago	71,337*	W 17-10
9-19	LA Rams	59,470	W 19-14
11-21	Chicago	46,783	L 17-20
11-25	NY Giants	64,348*	L 6-13
12-6	NY Jets	79,361*	L 13-28
12-12	Green Bay	51,875	W 30-10
12-19	Minnesota	73,058*	L 31-34
12-26	Tampa Bay	65,997	L 21-23
1-2	Green Bay	64,377*	W 27-24

NFC Playoff

1-8	Washington	55,045	L	7-31
-----	------------	--------	---	------

LION LEADERS

RUSHING Billy Sims - 172 att. - 639 yards - 4 TD; **PASSING** Gary Danielson - 197 att. - 100 comp. - 1343 yds. - 10 TD - 14 int; **RECEIVING** Billy Sims - 34 rec. - 342 yards - 0 TD; **SCORING** Ed Murray - 49 points (11 FG's, 16 PAT's); **PUNT RET** Robbie Martin - 26 ret. - 275 yards - 10.6 avg. - 0 TD; **KO RET** Alvin Hall - 16 ret. - 426 yards - 26.6 avg. - 1 TD; **PUNTING** Tom Skladany - 36 punts - 1483 yards - 41.2 avg. - 6 in 20; **INTS** Bobby Watkins - 5 ints. - 22 yards - 0 TD; **TACKLES** Ken Fantetti - 56 total; **QB SACKS** Al Baker, William Gay and Dave Pureifory, 6 each

HONOR ROLL

MVP Billy Sims (Offense), Al Baker (Defense), Ken Callcutt (Special Teams)
PRO-BOWL Keith Dorney (T), Doug English (DT), Billy Sims (RB)

1982 NFL STANDINGS

NATIONAL CONFERENCE

Central Division

	W	L	T	Pct.
Green Bay	5	3	1	.611
Minnesota	5	4	0	.556
Tampa Bay	5	4	0	.556
DETROIT	4	5	0	.444
Chicago	3	6	0	.333

Eastern Division

Washington	8	1	0	.869
Dallas	6	3	0	.667
St. Louis	5	4	0	.556
New York Giants	4	5	0	.444
Philadelphia	3	6	0	.333

Western Division

Atlanta	5	4	0	.556
New Orleans	4	5	0	.444
San Francisco	3	6	0	.333
L.A. Rams	2	7	0	.222

AMERICAN CONFERENCE

Central Division

	W	L	T	Pct.
Cincinnati	7	2	0	.776
Pittsburgh	6	3	0	.667
Cleveland	4	5	0	.444
Houston	1	8	0	.111

Eastern Division

Miami	7	2	0	.776
New York Jets	6	3	0	.667
New England	5	4	0	.556
Buffalo	4	5	0	.444
Baltimore	0	8	1	.056

Western Division

L.A. Raiders	8	1	0	.889
San Diego	6	3	0	.667
Seattle	4	5	0	.444
Kansas City	3	6	0	.333
Denver	2	7	0	.222

Washington defeated DETROIT, 31-7. Green Bay defeated St. Louis, 41-16. Minnesota defeated Atlanta, 30-24, and Dallas defeated Tampa Bay 30-17, in NFC First Round playoffs. Washington defeated Minnesota, 21-7, and Dallas defeated Green Bay, 37-26, in NFC Second Round playoffs. Washington defeated Dallas, 31-17, for NFC title. Miami defeated New England, 28-13. L.A. Raiders defeated Cleveland, 27-10. N.Y. Jets defeated Cincinnati, 44-17, and San Diego defeated Pittsburgh, 31-28, in AFC First Round playoffs. N.Y. Jets defeated L.A. Raiders, 17-14, and Miami defeated San Diego, 34-13, in AFC Second Round playoffs. Miami defeated N.Y. Jets, 14-0, for AFC title. Washington defeated Miami, 27-17, for NFL title in Super Bowl XVII.

1983

USUAL STARTING LINE UP

OFFENSE

WR 86	Mark Nichols
LT 72	Chris Dietrich
LG 61	Homer Elias
C 52	Steve Mott
RG 67	Don Greco
RT 70	Keith Dorney
TE 80	Ulysses Norris
WR 39	Leonard Thompson
QB 17	Eric Hipple
HB 20	Billy Sims
RB 30	James Jones

DEFENSE

LE 62	Curtis Green
LT 73	Mike Dawson
RT 78	Doug English
RE 79	William Gay
LLB 53	Garry Cobb
MLB 57	Ken Fantetti
RLB 59	Jimmy Williams
LCB 27	Bobby Watkins
RCB 43	Al Latimer (8)
	29 Bruce McNorton (8)
LS 35	Alvin Hill
RS 33	William Graham

TEAM STATISTICS

	Detroit	(Avg.)	Opps	(Avg.)
TOTAL YARDS	5136	321.0	5216	326.0
RUSHING YARDS	2181	138.3	2104	131.5
PASSING YARDS	2955	184.7	3112	194.5
POINTS SCORED	347	21.7	287	17.9

1983 RESULTS (9-7-0) 1st

Monte Clark, Coach

Date	Opponent	Crowd	W-L-T	Score
9-4	Tampa Bay	62,154	W	11-0
9-11	Cleveland	60,095*	L	26-31
9-18	Atlanta	54,622*	L	14-31
9-25	Minnesota	56,254	L	17-20
10-2	LA Rams	49,403	L	10-21
10-9	Green Bay	67,738*	W	38-14
10-16	Chicago	66,709*	W	31-17
10-23	Washington	43,189	L	17-38
10-30	Chicago	58,764	W	38-17
11-7	NY Giants	68,985*	W	15-9
11-13	Houston	40,060	L	17-27
11-20	Green Bay (M)	50,050	W	23-20 (OT)
# 11-24	Pittsburgh	77,724*	W	45-3
# 12-5	Minnesota	79,169*	W	13-2
12-11	Cincinnati	45,728	L	9-17
# 12-18	Tampa Bay	78,553*	W	23-20

NFC Playoff

12-31	San Francisco	58,286	L	23-24
-------	---------------	--------	---	-------

LION LEADERS

RUSHING Billy Sims - 220 att. - 1040 yards - 7 TD; **PASSING** Eric Hipple - 387 att. - 204 comp. - 2577 yds. - 12 TD - 18 int.; **RECEIVING** James Jones - 46 rec. - 467 yards - 1 TD; **SCORING** Ed Murray - 113 points (25 FG's, 38 PAT's); **PUNT RET** Ken Jenkins - 23 ret. - 230 yards - 10.0 avg. - 0 TD; **KO RET** Alvin Hall - 23 ret. - 492 yards - 21.4 avg. - 0 TD; **PUNTING** Mike Black - 71 punts - 2911 yards - 41.0 avg. - 17 In20; **INTS** Bruce McNorton - 7 ints. - 30 yards - 0 TD; **TACKLES** Ken Fantetti - 132 total - 82 solo - 50 assists; **QB SACKS** William Gay - 13.5 sacks - 103.5

HONOR ROLL

MVP Billy Sims (Offense), William Gay (Defense), Roosevelt Barnes (Special Teams)
PRO-BOWL William Gay (DE), Doug English (DT)

1983 NFL STANDINGS

NATIONAL CONFERENCE

Central Division

	W	L	T	Pct.
DETROIT	9	7	0	.563
Green Bay	8	8	0	.500
Chicago	8	8	0	.500
Minnesota	8	8	0	.500
Tampa Bay	2	14	0	.125

Eastern Division

	W	L	T	Pct.
Washington	14	2	0	.875
Dallas	12	4	0	.750
St. Louis	8	7	1	.531
Philadelphia	5	11	0	.313
New York Giants	3	12	1	.219

Western Division

	W	L	T	Pct.
San Francisco	10	6	0	.625
L.A. Rams	9	7	0	.563
New Orleans	8	8	0	.500
Atlanta	7	9	0	.438

The L.A. Rams defeated Dallas, 24-17, in NFC wild card. San Francisco defeated DETROIT, 24-23, and Washington defeated the L.A. Rams, 51-7, in NFC playoffs. Washington defeated San Francisco, 24-17, for NFC title. Seattle defeated Denver, 31-7, in AFC wildcard. Seattle defeated Miami, 27-20, and the L.A. Raiders defeated Pittsburgh, 38-10, in AFC playoffs. The L.A. Raiders defeated Seattle, 30-14, for AFC title. L.A. Raiders defeated Washington, 38-9, for NFL title in Super Bowl XVIII.

AMERICAN CONFERENCE

Central Division

	W	L	T	Pct.
Pittsburgh	10	6	0	.625
Cleveland	9	7	0	.563
Cincinnati	7	9	0	.438
Houston	2	14	0	.125

Eastern Division

	W	L	T	Pct.
Miami	12	4	0	.750
New England	8	8	0	.500
Buffalo	8	8	0	.500
Baltimore	7	9	0	.436
New York Jets	7	9	0	.436

Western Division

	W	L	T	Pct.
L.A. Raiders	12	4	0	.750
Seattle	9	7	0	.563
Denver	9	7	0	.563
San Diego	6	10	0	.375
Kansas City	6	10	0	.375

1984

USUAL STARTING LINE UP

OFFENSE

WR 86	Mark Nichols
LT 73	Don Laster
LG 72	Chris Dietrich
C 65	Amos Fowler
RG 67	Don Greco
RT 70	Keith Dorney
TE 84	Rob Rubick
QB 16	Gary Danielson
RB 20	Billy Sims
FB 30	James Jones
WR 39	Leonard Thompson

DEFENSE

LE 55	Michael Cofer
LT 62	Curtis Green
RT 78	Doug English
RE 79	William Gay
LLB 53	Garry Cobb
MLB 57	Ken Fantelli
RLB 59	Jimmy Williams
LCB 27	Bobby Watkins
RCB 29	Bruce McNorton
LS 33	William Graham
RS 35	Alvin Hall

TEAM STATISTICS

	Detroit	(Avg.)	Opps	(Avg.)
TOTAL YARDS	5318	332.4	5319	332.4
RUSHING YARDS	2017	126.1	1808	113.0
PASSING YARDS	3301	206.3	3511	219.4
POINTS SCORED	283	17.7	408	25.5

1984 RESULTS (4-11-1) 4th

Date	Opponent	Monte Clark, Coach	Crowd	W-L-T	Score
9-2	San Francisco	56,782*	L	27-30	
9-9	Atlanta	49,878*	W	27-24(OT)	
9-16	Tampa Bay	44,560	L	17-21	
9-23	Minnesota	57,511*	L	28-29	
9-30	San Diego	59,849	L	24-27	
10-7	Denver	55,836*	L	7-28	
10-14	Tampa Bay	44,308*	W	13-7(OT)	
10-21	Minnesota	57,953	W	16-14	
10-26	Green Bay	54,289	L	9-41	
11-4	Philadelphia	59,141*	T	23-23(OT)	
11-11	Washington	50,212	L	14-26	
11-18	Chicago	54,911	L	14-16	
11-22	Green Bay	63,696*	W	31-28	
12-2	Seattle	62,441	L	17-38	
12-10	LA Raiders	66,710*	L	3-24	
12-16	Chicago	53,252*	L	13-30	

LION LEADERS

RUSHING Billy Sims - 130 att. - 687 yards - 5 TD; **PASSING** Gary Danielson - 410 att. - 252 comp. - 3076 yds. - 17 TD - 15 int; **RECEIVING** James Jones - 77 rec. - 662 yards - 5 TD; **SCORING** Ed Murray - 91 points (20 FG's, 31 PAT's); **PUNT RET** Robbie Martin - 25 ret. - 210 yards - 8.4 avg. - 0 TD; **KO RET** Pete Mandley - 22 ret. - 390 yards - 17.7 avg. - 0 TD; **PUNTING** Mike Black - 76 punts - 3164 yards - 41.6 avg. - 13 in20; **INTS** Bobby Watkins - 6 int; **TACKLES** Alvin Hall - 147 total - 94 solo - 53 assists; **QB SACKS** William Gay - 10 sacks - 72 yards

HONOR ROLL

MVP James Jones (Offense), Ken Fantelli (Defense), Roosevelt Barnes (Special Teams)
PRO-BOWL None

1984 NFL STANDINGS

NATIONAL CONFERENCE

Central Division

	W	L	T	Pct.	Pts.	OP
Chicago	10	6	0	.625	325	246
Green Bay	8	8	0	.500	390	309
Tampa Bay	6	10	0	.375	335	360
DETROIT	4	11	1	.281	263	406
Minnesota	3	13	0	.186	276	484

Eastern Division

Washington	11	5	0	.688	426	310
N.Y. Giants	9	7	0	.563	299	301
St. Louis	9	7	0	.563	423	345
Dallas	9	7	0	.563	306	308
Philadelphia	6	9	1	.406	276	320

Western Division

San Francisco	15	1	0	.936	475	227
L.A. Rams	10	6	0	.625	346	316
New Orleans	7	9	0	.438	298	361
Atlanta	4	12	0	.250	261	362

AMERICAN CONFERENCE

Central Division

	W	L	T	Pct.	Pts.	OP
Pittsburgh	9	7	0	.563	387	310
Cincinnati	8	8	0	.500	339	339
Cleveland	5	11	0	.313	250	297
Houston	3	13	0	.168	240	437

Eastern Division

Miami	14	2	0	.875	513	298
New England	9	7	0	.563	362	352
N.Y. Jets	7	9	0	.438	332	364
Indianapolis	4	12	0	.250	239	414
Buffalo	2	14	0	.125	250	454

Western Division

Denver	13	3	0	.813	353	241
Seattle	12	4	0	.750	416	282
L.A. Raiders	11	5	0	.688	386	278
Kansas City	8	8	0	.500	314	324
San Diego	7	9	0	.438	394	413

The N.Y. Giants defeated the L.A. Rams, 16-13, in NFC wild card. San Francisco defeated N.Y. Giants, 21-10, and Chicago defeated Washington, 23-19, in NFC playoffs. San Francisco defeated Chicago, 23-0, for NFC title. Seattle defeated L.A. Raiders, 13-7, in AFC wild card. Miami defeated Seattle, 31-10, and Pittsburgh defeated Denver, 24-17, in AFC playoffs. Miami defeated Pittsburgh, 45-28, for AFC title. San Francisco defeated Miami, 38-16, for NFL title in Super Bowl XIX.

IN 1984: Toxic gas leaks from Union Carbide plant in Bhopal, India, killing 2,000 and injuring 150,000.

1985

USUAL STARTING LINE UP

OFFENSE	DEFENSE
WR 39 Leonard Thompson	LE 76 Eric Williams
LT 75 Lomas Brown	NT 78 Doug English
LG 72 Chris Dieterich	RE 79 William Gay
C 52 Steve Mott	LB 59 Jimmy Williams
RG 70 Keith Dorney (6)	LB 50 August Curley
67 Don Greco (4)	LB 95 Kurt Allerman
51 David Jones (4)	LB 92 Angelo King
RT 70 Keith Dorney	CB 27 Bobby Watkins
TE 87 David Lewis	CB 29 Bruce McNorton
WR 86 Mark Nichols	SS 21 Demetrius Johnson
QB 17 Eric Hipple	FS 33 William Graham
RB 28 Wilbert Montgomery (5)	
24 Alvin Moore (5)	
FB 30 James Jones	

TEAM STATISTICS

	Detroit	(Avg.)	Opps	(Avg.)
TOTAL YARDS	4476	279.8	5591	349.4
RUSHING YARD	1538	96.1	2685	167.8
PASSING YARDS	2938	183.6	2906	181.6
POINTS SCORED	307	19.2	366	22.9

1985 RESULTS (7-9-0) 4th

Darryl Rogers, Coach

Date	Opponent	Crowd	W-L-T	Score
9-8	Atlanta	37,785	W	28-27
9-15	Dallas	72,985*	W	26-21
9-22	Indianapolis	60,042	L	6-14
9-29	Tampa Bay	45,023*	W	30-9
10-6	Green Bay	55,914	L	10-43
10-13	Washington	52,845	L	3-24
10-20	San Francisco	67,715*	W	23-21
# 10-27	Miami	75,291*	W	31-21
11-3	Minnesota	58,012	L	13-16
11-10	Chicago	53,467	L	3-24
11-17	Minnesota	54,647*	W	41-21
11-24	Tampa Bay	43,471	L	16-19(OT)
11-28	NY Jets	65,531*	W	31-20
12-8	New England	59,078	L	6-23
12-15	Green Bay	49,379*	L	23-26
# 12-22	Chicago	74,042*	L	17-37

Silverdome sellout

LION LEADERS

RUSHING James Jones - 244 att. - 886 yards - 6 TD; **PASSING** Eric Hipple - 406 att. - 223 comp. - 2952 yds. - 17 TD - 18 int.; **RECEIVING** Leonard Thompson - 51 rec. - 736 yards - 5 TD; **SCORING** Ed Murray - 109 points (26 FG's, 31 PAT's); **PUNT RET** Pete Mandley - 38 ret. - 403 yards - 10.6 avg. - 1 TD; **KO RET** Alvin Hall - 39 ret. - 886 yards - 22.7 - 0 TD; **TACKLING** Mike Black - 73 punts - 3054 yards - 41.8 avg. - 18 Int0; **INTS** Bobby Watkins - 5 int. - 15 yards - 0 TD; **PUNTLES** William Graham - 113 total - 75 solo - 38 assists; **QB SACKS** Jimmy Williams - 7.5 sacks - 55 yards

HONOR ROLL

MVP James Jones (Offense), Jimmy Williams (Defense), Alvin Hall (Special Teams)
PRO-BOWL None

1985 NFL STANDINGS

NATIONAL CONFERENCE

Central Division

	W	L	T	Pct.	Pts.	OP
Chicago	15	1	0	.936	456	196
Green Bay	8	6	0	.500	337	355
Minnesota	7	9	0	.438	346	359
DETROIT	7	9	0	.438	307	366
Tampa Bay	2	14	0	.125	294	446

Eastern Division

Dallas	10	6	0	.625	357	333
N.Y. Giants	10	6	0	.625	399	283
Washington	10	6	0	.625	297	312
Philadelphia	7	9	0	.438	266	310
St. Louis	5	11	0	.313	278	414

Western Division

L.A. Rams	11	5	0	.688	340	277
San Francisco	10	6	0	.625	411	263
New Orleans	5	11	0	.313	294	401
Atlanta	4	12	0	.250	282	452

AMERICAN CONFERENCE

Central Division

	W	L	T	Pct.	Pts.	OP
Cleveland	8	8	0	.500	287	294
Cincinnati	7	9	0	.438	441	437
Pittsburgh	7	9	0	.438	379	355
Houston	5	11	0	.313	284	412

Eastern Division

Miami	12	4	0	.750	426	320
N.Y. Jets	11	5	0	.688	393	264
New England	11	5	0	.688	362	290
Indianapolis	5	11	0	.313	320	386
Buffalo	2	14	0	.125	200	361

Western Division

L.A. Raiders	12	4	0	.750	354	306
Denver	11	5	0	.688	360	329
Seattle	8	8	0	.500	349	303
San Diego	8	8	0	.500	467	435
Kansas City	6	10	0	.376	317	360

The N.Y. Giants defeated San Francisco, 17-3, in the NFC wild card. Chicago defeated the N.Y. Giants, 21-0, and the L.A. Rams defeated Dallas, 20-0, in the NFC playoffs. Chicago defeated the L.A. Rams, 24-0, for the NFC title. New England defeated the N.Y. Jets, 26-14, in the AFC wild card. New England defeated the Los Angeles Raiders, 27-20, and Miami defeated Cleveland, 24-21, in the AFC playoffs. New England defeated Miami, 31-1, for the AFC title. Chicago defeated New England, 46-10, for NFL title in Super Bowl XX.

1986

USUAL STARTING LINE UP

OFFENSE

WR	89	Jeff Chadwick
LT	75	Lomas Brown
LG	73	Harvey Salem
C	52	Steve Mott
RG	70	Keith Dorney
RT	71	Rick Strenger
TE	81	Jimmie Giles
WR	80	Carl Bland
QB	17	Eric Hipple
RB	32	Garry James
FB	30	James Jones

DEFENSE

LE	77	Keith Ferguson
NT	76	Eric Williams
RE	79	William Gay
LB	59	Jimmy Williams
LB	58	James Harrell
LB	57	Vernon Maxwell
LB	55	Michael Cofer
CB	40	Duane Galloway
CB	29	Bruce McNorton
SS	21	Demetrius Johnson
FS	31	Devon Mitchell

TEAM STATISTICS

	Detroit	(Avg.)	Opps	(Avg.)
TOTAL YARDS	4555	284.7	5149	321.8
RUSHING YARDS	1771	110.7	2349	146.8
PASSING YARDS	2784	174.0	2800	175.0
POINTS SCORED	277	17.3	326	20.4

1986 RESULTS (5-11-0) 3rd

Darryl Rogers, Coach

Date	Opponent	Crowd	W-L-T	Score
9-7	Minnesota	54,851	W	13-10
9-14	Dallas	73,812*	L	7-31
9-21	Tampa Bay	38,453*	L	20-24
9-28	Cleveland	72,029	L	21-24
10-5	Houston	41,960*	W	24-13
10-12	Green Bay	52,290	W	21-14
10-19	LA Rams	50,992	L	10-14
10-26	Chicago	62,064	L	7-13
11-2	Cincinnati	52,423*	L	17-24
11-9	Minnesota	53,725*	L	10-24
11-16	Philadelphia	54,568	W	13-11
11-23	Tampa Bay	30,029	W	38-17
11-27	Green Bay	61,199*	L	40-44
12-7	Pittsburgh	45,042	L	17-27
# 12-15	Chicago	75,602*	L	13-16
12-21	Atlanta	35,255*	L	6-20

LION LEADERS

RUSHING James Jones - 252 att. - 903 yards - 8 TD; **PASSING** Eric Hipple - 305 att. - 192 comp. - 1919 yds. - 9 TD - 11 int.; **RECEIVING** James Jones - 54 rec. - 334 yards - 1 TD; **SCORING** Ed Murray - 85 points - (18 FG's, 31 PAT's); **PUNT RET** Pete Mandley - 43 ret. - 420 yards - 9.8 avg. - 1 TD; **KO RET** Herman Hunter - 48 ret. - 1007 yards - 21.0 avg. - 0 TD; **PUNTING** Mike Black - 46 punts - 1819 yards - 39.5 avg. - 11 In20; **INTS** Devon Mitchell - 5 int. - 41 yards - 0 TD; **TACKLES** Demetrius Johnson - 112 total - 92 solo - 20 assists; **QB SACKS** Keith Ferguson - 9.5 sacks - 73 yards

HONOR ROLL

MVP Keith Dorney & James Jones (Offense), Keith Ferguson (Defense), Paul Butcher (Special Teams)
PRO-BOWL None

1986 NFL STANDINGS

NATIONAL CONFERENCE

Central Division

	W	L	T	Pct.	Pts.	OP
Chicago	14	2	0	.875	352	187
Minnesota	9	7	0	.563	398	273
DETROIT	5	11	0	.313	277	326
Green Bay	4	12	0	.250	254	416
Tampa Bay	2	14	0	.125	239	473

Eastern Division

N.Y. Giants	14	2	0	.875	371	236
Washington	12	4	0	.750	366	296
Dallas	7	9	0	.436	346	337
Philadelphia	5	10	1	.344	256	312
St. Louis	4	11	1	.261	216	351

Western Division

San Francisco	10	5	1	.656	374	247
L.A. Rams	10	6	0	.625	309	267
Atlanta	7	8	1	.469	280	260
New Orleans	7	9	0	.436	266	267

AMERICAN CONFERENCE

Central Division

	W	L	T	Pct.	Pts.	OP
Cleveland	12	4	0	.750	391	310
Cincinnati	10	6	0	.625	409	394
Pittsburgh	6	10	0	.375	307	336
Houston	5	11	0	.313	274	329

Eastern Division

New England	11	5	0	.688	412	307
N.Y. Jets	10	6	0	.625	364	386
Miami	8	8	0	.500	430	405
Buffalo	4	12	0	.250	287	348
Indianapolis	3	13	0	.168	229	400

Western Division

Denver	11	5	0	.688	378	327
Kansas City	10	6	0	.625	356	326
Seattle	10	6	0	.625	366	293
L.A. Raiders	8	8	0	.500	323	346
San Diego	4	12	0	.250	335	396

Washington defeated the L.A. Rams, 19-7, in the NFC wild card. Washington defeated Chicago, 27-13, and the N.Y. Giants defeated San Francisco, 49-3, in the NFC playoffs. The N.Y. Giants defeated Washington, 17-0, for the NFC title. The N.Y. Jets defeated Kansas City, 35-15, in the AFC wild card. Cleveland defeated the N.Y. Jets, 23-20, and Denver defeated New England, 22-17, in the AFC playoffs. Denver defeated Cleveland, 23-20 (OT), for the AFC title. N.Y. Giants defeated Denver, 39-20, for the NFL title in Super Bowl XXI.

IN 1986: The space shuttle Challenger explodes after launch at Cape Canaveral, killing all seven aboard.

1987

USUAL STARTING LINE UP

OFFENSE

WR 82 Pete Mandley
 LT 75 Lomas Brown
 LG 53 Scott Barrows
 C 52 Steve Mott
 RG 61 Kevin Glover
 RT 73 Harvey Salem
 TE 84 Rob Rubick
 WR 89 Jeff Chadwick
 QB 16 Chuck Long
 RB 32 Garry James
 FB 30 James Jones

DEFENSE

LE 76 Eric Williams
 NT 93 Jerry Ball
 RE 77 Keith Ferguson
 LB 59 Jimmy Williams
 LB 51 Shelton Robinson
 LB 98 Dennis Gibson
 LB 55 Michael Cofer
 CB 29 Bruce McNorton
 CB 40 Duane Galloway
 SS 34 James Griffin
 FS 45 Raphael Cherry

TEAM STATISTICS

	Detroit	(Avg.)	Opps	(Avg.)
TOTAL YARDS	4391	292.7	5273	351.5
RUSHING YARDS	1435	95.7	2070	138.0
PASSING YARDS	2956	197.1	3203	213.5
POINTS SCORED	269	17.9	384	25.6

1987 RESULTS (4-11-0) 5th

Darryl Rogers, Coach

Date	Opponent	Crowd	W-L-TScore
9-13	Minnesota	57,061	L 19-34
9-20	LA Raiders	50,300	L 7-27
9-27	Chicago	Cancelled	Players' Strike
10-4	Tampa Bay	4,919*	L 27-31
10-11	Green Bay	35,779	W 19-16(OT)
10-18	Seattle	8,310*	L 14-37
10-25	Green Bay	27,272*	L 33-34
11-1	Denver	75,178	L 0-34
11-8	Dallas	45,325*	W 27-17
11-15	Washington	53,593	L 13-20
11-22	Chicago	63,357	L 10-30
11-26	Kansas City	43,820*	L 20-27
12-6	LA Rams	33,413*	L 16-37
12-13	Tampa Bay	41,699	W 20-10
12-20	Minnesota	27,693*	L 14-17
12-27	Atlanta	13,906	W 30-13

LION LEADERS

RUSHING James Jones - 96 att. - 342 yards - 0 TD; **PASSING** Chuck Long - 416 att. - 232 comp. - 2598 yds. - 11 TD - 20 int.; **RECEIVING** Pete Mandley - 58 rec. - 720 yards - 7 TD; **SCORING** Ed Murray - 81 points (20 FG's, 21 PAT's); **PUNT RET** Pete Mandley - 23 ret. - 250 yards - 10.9 avg. - 0 TD; **KO RET** Gary Lee - 32 ret. - 719 yards - 22.5 avg. - 0 TD; **PUNTING** Jim Arnold - 46 punts - 2007 yards - 43.6 avg. - In20; **INTS** James Griffin - 6 int. - 130 yards - 0 TD; **TACKLES** Dennis Gibson - 82 total - 68 solo - 14 assists; **QB SACKS** Michael Cofer - 8.5 sacks - 78 yards

HONOR ROLL

MVP Pete Mandley (Offense), Jimmy Williams (Defense), Paul Butcher (Special Teams)
 PRO-BOWL Jim Arnold (P)

1987 NFL STANDINGS

NATIONAL CONFERENCE

Central Division

	W	L	T	Pct.	Pts.	OP
Chicago	11	4	0	.733	356	282
Minnesota	8	7	0	.533	336	335
Green Bay	5	9	1	.367	255	300
Tampa Bay	4	11	0	.267	266	360
DETROIT	4	11	0	.267	269	364

Eastern Division

Washington	11	4	0	.733	379	265
Dallas	7	8	0	.467	340	346
St. Louis	7	8	0	.467	362	366
Philadelphia	7	8	0	.467	337	380
N.Y. Giants	6	9	0	.400	280	312

Western Division

San Francisco	13	2	0	.667	459	253
New Orleans	12	3	0	.800	422	253
L.A. Rams	6	9	0	.400	317	361
Atlanta	3	12	0	.200	205	436

Minnesota defeated New Orleans, 44-10, in the NFC wild card. Minnesota defeated San Francisco, 36-24, and the Washington Redskins defeated Chicago, 21-17, in the NFC playoffs. Washington defeated Minnesota, 17-10, for the NFC title. Houston defeated Seattle, 23-20 (OT), in the AFC wild card. Cleveland defeated Indianapolis, 38-21, and the Denver Broncos defeated Houston, 34-10, in the AFC playoffs. Denver defeated Cleveland, 38-33, for the AFC title. Washington defeated Denver, 42-10, for the NFL title in Super Bowl XXII.

AMERICAN CONFERENCE

Central Division

	W	L	T	Pct.	Pts.	OP
Cleveland	10	5	0	.667	390	239
Houston	9	6	0	.600	345	349
Pittsburgh	8	7	0	.533	265	299
Cincinnati	4	11	0	.267	285	370

Eastern Division

Indianapolis	9	6	0	.600	300	238
New England	8	7	0	.533	320	293
Miami	8	7	0	.533	362	335
Buffalo	7	8	0	.467	270	305
N.Y. Jets	6	9	0	.400	334	360

Western Division

Denver	10	4	1	.700	379	268
Seattle	9	6	0	.600	371	314
San Diego	8	7	0	.533	253	317
L.A. Raiders	5	10	0	.333	301	269
Kansas City	4	11	0	.267	273	388

IN 1987: Jewels are retrieved from the wreckage of the oceanliner Titanic.

1988

USUAL STARTING LINE UP

OFFENSE

WR 82	Pete Mandley
LT 75	Lomas Brown
LG 53	Kevin Glover
C 52	Steve Mott
RG 74	Joe Milinchik
RT 73	Harvey Salem
TE 87	Pat Carter
WR 89	Jeff Chadwick
QB 12	Rusty Hilger
RB 32	Garry James
FB 30	James Jones

DEFENSE

LE 76	Eric Williams
NT 93	Jerry Ball
RE 77	Keith Ferguson
LB 58	George Jamison
LB 54	Chris Spielman
LB 98	Dennis Gibson
LB 55	Michael Cofer
CB 43	David Holmes
CB 29	Bruce McNorton
SS 36	Bennie Blades
FS 31	Devon Mitchell

TEAM STATISTICS

	Detroit	(Avg.)	Opps	(Avg.)
TOTAL YARDS	3405	212.8	5316	332.3
RUSHING YARDS	1243	77.7	2037	127.3
PASSING YARDS	2162	135.1	3279	204.9
POINTS SCORED	220	13.8	313	19.6

1988 RESULTS (4-12-0) 4th

Darryl Rogers, Coach (2-9-0)

Date	Opponent	Crowd	W-L-T	Score
9-4	Atlanta	31,075*	W	31-17
9-11	LA Rams	46,262	L	10-17
9-18	New Orleans	32,943*	L	14-22
9-25	NY Jets	29,250*	L	10-17
10-2	San Francisco	58,285	L	13-20
10-9	Chicago	64,526*	L	7-24
10-16	NY Giants	74,813	L	10-30
10-23	Kansas City	66,926	W	7-6
10-30	NY Giants	38,354*	L	10-13(OT)
11-6	Minnesota	55,573	L	17-44
11-13	Tampa Bay	25,956*	L	20-23

Wayne Fontes, Interim Coach (2-3-0)

11-20	Green Bay (M)	44,327	W	19-9
11-24	Minnesota	46,479*	L	0-23
12-4	Green Bay	28,124*	W	30-14
12-11	Chicago	55,010	L	12-13
12-18	Tampa Bay	37,778	L	10-21

LION LEADERS

RUSHING Garry James - 182 att. - 552 yards - 5 TD's; **PASSING** Rusty Hilger - 306 att. - 126 comp. - 1558 yards - 7 TD - 12 int.; **RECEIVING** Pete Mandley - 44 rec. - 617 yards - 4 TD's; **SCORING** Ed Murray - 82 points (20 FG's, 22 PAT's); **PUNT RET** Pete Mandley - 37 ret. - 287 yards - 7.8 avg. - 0 TD; **KO RET** Gary Lee - 18 ret. - 355 yards - 19.7 avg. -) TD; **PUNTING** Jim Arnold - 97 punts - 4110 yards - 42.4 avg. - 22 In20; **INTS** Devon Mitchell and George Jamison - 3 each; **TACKLES** Chris Spielman - 153 total - 118 solo - 35 asst.; **QB SACKS** Michael Cofer - 12.0 sacks - 88 yards

HONOR ROLL

MVP Rusty Hilger (Offense), Michael Cofer (Defense), George Jamison (Special Teams)
PRO-BOWL Jim Arnold (P), Michael Cofer (LB)

1988 NFL STANDINGS

NATIONAL CONFERENCE

Central Division

	W	L	T	Pct.	Pts.	OP
Chicago	12	4	0	.750	312	215
Minnesota	11	5	0	.688	406	233
Tampa Bay	5	11	0	.313	216	350
DETROIT	4	12	0	.250	220	313
Green Bay	4	12	0	.250	240	315

Eastern Division

Philadelphia	10	6	0	.625	379	319
New York Giants	10	6	0	.625	359	304
Washington	7	9	0	.436	345	367
Phoenix	7	9	0	.438	344	398
Dallas	3	13	0	.168	265	361

Western Division

San Francisco	10	6	0	.625	369	294
Los Angeles Rams	10	6	0	.625	407	293
New Orleans	10	6	0	.625	312	283
Atlanta	5	11	0	.313	244	315

AMERICAN CONFERENCE

Central Division

	W	L	T	Pct.	Pts.	OP
Cincinnati	12	4	0	.750	446	329
Cleveland	10	6	0	.625	304	288
Houston	10	6	0	.625	424	365
Pittsburgh	5	11	0	.313	336	421

Eastern Division

Buffalo	12	4	0	.750	329	327
Indianapolis	9	7	0	.563	354	314
New England	9	7	0	.563	250	284
New York Jets	8	7	1	.531	372	354
Miami	6	10	0	.375	319	380

Western Division

Seattle	9	7	0	.563	339	329
Denver	8	8	0	.500	327	352
L. A. Raiders	7	9	0	.436	325	369
San Diego	6	10	0	.375	231	332
Kansas City	4	11	1	.261	254	320

Minnesota defeated the L.A. Rams, 28-17, in the NFC wild card. San Francisco defeated Minnesota, 34-9, and Chicago defeated Philadelphia, 20-12, in the NFC playoffs. San Francisco defeated Chicago, 28-3, for the NFC title. Houston defeated Cleveland, 24-23, in the AFC wild card. Buffalo defeated Houston, 17-10, and Cincinnati defeated Seattle, 21-13, in the AFC playoffs. Cincinnati defeated Buffalo, 21-10, for the AFC title. San Francisco defeated Cincinnati, 20-16, for the NFL title in Super Bowl XXIII.

1989

USUAL STARTING LINE UP

OFFENSE		DEFENSE	
XR 82	Robert Clark	LE 76	Eric Williams
WR 84	Richard Johnson	NT 93	Jerry Ball
LT 75	Lomas Brown	RE 97	Kevin Brooks
LG 65	Eric Andolsek	LB 59	Jimmy Williams
C 53	Kevin Glover	LB 54	Chris Spielman
RG 67	Ken Dallafior	LB 57	Victor Jones (9)
RT 73	Harvey Salem (8)	98	Dennis Gibson (6)
64	Eric Sanders (7)	LB 55	Michael Cofer (7)
YR 24	Jason Phillips (6)	58	George Jamison (6)
81	Stacey Mobley (5)	CB 21	Terry Taylor
ZR 87	Walter Stanley	CB 43	Jerry Holmes
QB 9	Rodney Peete	SS 36	Bennie Blades
SB 20	Barry Sanders	FS 35	William White

TEAM STATISTICS

	Detroit	(Avg.)	Opps	(Avg.)
TOTAL YARDS	4992	312.0	5537	346.1
RUSHING YARDS	2053	128.3	1621	101.3
PASSING YARDS	2939	183.7	3916	244.8
POINTS SCORED	312	19.5	364	22.8

1989 RESULTS (7-9-0) 3rd

		Wayne Fontes, Coach	
Date	Opponent	Crowd	W-L-TScore
9-10	Phoenix	36,735*	L 13-16
9-17	NY Giants	76,021	L 14-24
9-24	Chicago	71,148*	L 27-47
10-1	Pittsburgh	43,804*	L 3-23
10-8	Minnesota	55,380	L 17-24
10-15	Tampa Bay	46,225	W 17-16
10-22	Minnesota	51,579*	L 7-20
10-29	Green Bay(M)	53,731	L 20-23(OT)
11-5	Houston	46,056	L 31-35
11-12	Green Bay	44,324*	W 31-22
11-19	Cincinnati	55,720	L 7-42
11-23	Cleveland	65,624*	W 13-10
12-3	New Orleans	38,550*	W 21-14
12-10	Chicago	52,650	W 27-17
12-17	Tampa Bay	40,362*	W 33-7
12-24	Atlanta	7,792	W 31-24

LION LEADERS

RUSHING Barry Sanders - 280 att. - 1470 yards - 14 TD's; **PASSING** Bob Gagliano - 232 att. - 117 comp. - 1671 yds. - 6 TD's - 12 int.; **RECEIVING** Richard Johnson - 70 rec. - 1091 yards - 8 TD's; **SCORING** Ed Murray - 96 points (20 FG's, 36 PAT's); **PUNT RET** Walter Stanley - 36 ret. - 496 yards - 13.8 avg. - 0 TD's; **KO RET** Mel Gray - 24 ret. - 640 yards - 26.7 avg. - 0 TD's; **PUNTING** Jim Arnold - 82 punts - 3538 yards - 43.1 avg. - 15 in20; **INTS** Jerry Holmes - 6 int. - 77 yards - 1 TD; **TACKLES** Chris Spielman - 125 total - 89 solo - 36 assists; **QB SACKS** Michael Cofer - 9.5 sacks - 60 yards

HONOR ROLL

MVP Barry Sanders (Offense), Jerry Ball (Defense), Toby Caston (Special Teams)
PRO-BOWL Jerry Ball (NT), Eddie Murray (K), Barry Sanders (RB), Chris Spielman (LB)

1989 NFL STANDINGS

NATIONAL CONFERENCE

Central Division

	W	L	T	Pct.	Pts.	OP
Minnesota	10	6	0	.625	351	275
Green Bay	10	6	0	.625	362	356
DETROIT	7	9	0	.438	312	364
Chicago	6	10	0	.375	356	377
Tampa Bay	5	11	0	.313	320	419

Eastern Division

N.Y. Giants	12	4	0	.750	348	252
Philadelphia	11	5	0	.688	342	274
Washington	10	6	0	.625	386	308
Phoenix	5	11	0	.313	256	377
Dallas	1	15	0	.063	204	393

Western Division

San Francisco	14	2	0	.875	442	253
L.A. Rams	11	5	0	.686	426	344
New Orleans	9	7	0	.563	386	301
Atlanta	3	13	0	.186	279	437

AMERICAN CONFERENCE

Central Division

	W	L	T	Pct.	Pts.	OP
Cleveland	9	6	1	.594	334	254
Houston	9	7	0	.563	365	412
Pittsburgh	9	7	0	.563	265	326
Cincinnati	8	8	0	.500	404	285

Eastern Division

Buffalo	9	7	0	.563	409	317
Indianapolis	8	8	0	.500	298	301
Miami	8	8	0	.500	331	379
New England	5	11	0	.313	297	391
N.Y. Jets	4	12	0	.250	253	411

Western Division

Denver	11	5	0	.688	362	226
Kansas City	8	7	1	.531	318	286
L.A. Raiders	8	8	0	.500	315	297
Seattle	7	9	0	.438	241	327
San Diego	6	10	0	.375	266	290

The Los Angeles Rams defeated Philadelphia, 21-7, in the NFC wild card. The L.A. Rams defeated the New York Giants, 19-13, in overtime and San Francisco defeated Minnesota, 41-13, in the NFC playoffs. San Francisco defeated the L.A. Rams, 30-3, for the NFC title. Pittsburgh defeated Houston, 28-23, in overtime in the AFC wild card. Denver defeated Pittsburgh, 24-23, and Cleveland defeated Buffalo, 34-30, in the AFC playoffs. Denver defeated Cleveland, 37-21, for the AFC title. The San Francisco 49ers defeated the Denver Broncos, 55-10, for the NFL title in Super Bowl XXIV.

1990

USUAL STARTING LINE UP

OFFENSE

XR	82	Robert Clark
WR	84	Richard Johnson
LT	75	Lomas Brown
LG	65	Eric Andolsek
C	53	Kevin Glover
RG	67	Ken Dallafior
RT	73	Harvey Salem
YR	87	Jeff Campbell (8)
	83	Aubrey Matthews (6)
ZR	81	Mike Farr (8)
	81	Terry Greer (8)
QB	9	Rodney Peete
SB	20	Barry Sanders

DEFENSE

LE	70	Dan Owens
NT	93	Jerry Ball
RE	77	Keith Ferguson
LB	59	Jimmy Williams (9)
	58	George Jamison (7)
LB	54	Chris Spielman
LB	98	Dennis Gibson
LB	55	Michael Cofer
CB	29	Bruce McNorton (8)
	39	Ray Crockett (6)
CB	25	LeRoy Irvin
SS	35	William White
FS	36	Bennie Blades

TEAM STATISTICS

	Detroit	(Avg.)	Opps	(Avg.)
TOTAL YARDS	4984	311.5	5734	358.4
RUSHING YARDS	1929	120.6	2388	149.3
PASSING YARDS	3055	190.9	3346	209.1
POINTS SCORED	373	23.3	413	25.8

1990 RESULTS (6-10-0) 3rd

Date	Opponent	Crowd	W-L-T	Score
9-9	Tampa Bay	54,728*	L	21-38
9-16	Atlanta	48,961*	W	21-14
9-23	Tampa Bay	55,075	L	20-23
9-30	Green Bay	64,509*	L	21-24
10-7	Minnesota	57,586	W	34-27
10-14	Kansas City	74,312	L	24-43
10-28	New Orleans	64,368	W	27-10
11-4	Washington	69,326*	L	38-41(OT)
11-11	Minnesota	68,264*	L	7-17
11-18	NY Giants	76,109	L	0-20
11-22	Denver	73,896*	W	40-27
12-2	Chicago	62,313	L	17-23(OT)
# 12-10	L.A. Raiders	72,190*	L	31-38
12-16	Chicago	67,759*	W	38-21
12-22	Green Bay	46,700	W	24-17
12-30	Seattle	50,681	L	10-30

LION LEADERS

RUSHING Barry Sanders - 255 att. - 1304 yards - 13 TD's; **PASSING** Rodney Peete - 271 att. - 142 comp. - 1974 yds. - 13 TD's - 8 int.; **RECEIVING** Richard Johnson - 64 rec. - 727 yards - 6 TD's; **SCORING** Barry Sanders - 96 points (16 TD's); **PUNT RET** Mel Gray - 34 ret. - 362 yards - 10.6 avg. - 0 TD's; **KO RET** Mel Gray - 41 ret. - 939 yards - 22.9 avg. - 0 TD's; **PUNTING** Jim Arnold - 63 punts - 2560 yards - 40.6 avg. - 10 In20; **INTS** William White - 5 int's - 120 yards - 24.0 avg. - 1 TD; **TACKLES** Chris Spielman - 108 total - 79 solo - 29 assists; **QB SACKS** Michael Cofer - 10.0 sacks - 57 yards

HONOR ROLL

MVP Barry Sanders (Offense), Michael Cofer (Defense), Niko Noga (Special Teams)
PRO-BOWL Jerry Ball (NT), Lomas Brown (T), Mel Gray (KR), Barry Sanders (RB), Chris Spielman (LB)

1990 NFL STANDINGS

NATIONAL CONFERENCE

Central Division

	W	L	T	Pct.	Pts.	OP
Chicago	11	5	0	.688	348	260
Tampa Bay	6	10	0	.375	254	367
DETROIT	6	10	0	.375	373	413
Green Bay	6	10	0	.375	271	347
Minnesota	6	10	0	.375	351	326

Eastern Division

NY Giants	13	3	0	.813	335	211
Philadelphia	10	6	0	.625	396	299
Washington	10	6	0	.625	381	301
Dallas	7	9	0	.438	244	308
Phoenix	5	11	0	.313	268	396

Western Division

San Francisco	14	2	0	.875	353	239
New Orleans	8	8	0	.500	274	275
L.A. Rams	5	11	0	.313	345	412
Atlanta	5	11	0	.313	348	365

AMERICAN CONFERENCE

Central Division

	W	L	T	Pct.	Pts.	OP
Cincinnati	9	7	0	.563	360	352
Houston	9	7	0	.563	405	307
Pittsburgh	9	7	0	.563	292	240
Cleveland	3	13	0	.188	228	462

Eastern Division

Buffalo	13	3	0	.813	428	263
Miami	12	4	0	.750	336	242
Indianapolis	7	9	0	.438	281	353
New York Jets	6	10	0	.375	295	345
New England	1	15	0	.063	181	446

Western Division

L.A. Raiders	12	4	0	.813	428	263
Kansas City	11	5	0	.688	369	257
Seattle	9	7	0	.563	306	386
San Diego	6	10	0	.375	315	281
Denver	5	11	0	.313	331	374

Washington defeated Philadelphia, 20-6, and Chicago defeated New Orleans, 16-6, in NFC wild card. San Francisco defeated Washington, 28-10, and NY Giants defeated Chicago, 31-3, in AFC playoffs. NY Giants defeated San Francisco, 15-13, for NFC title. Cincinnati defeated Houston, 41-14, and Miami defeated Kansas City, 17-16, in AFC wild card. Buffalo defeated Miami, 44-34, and L.A. Raiders defeated Cincinnati, 20-10, in AFC playoffs. Buffalo defeated L.A. Raiders, 51-3, for AFC title. NY Giants defeated Buffalo, 20-19, for the NFL title in Super Bowl XXV.

1991

USUAL STARTING LINE UP

OFFENSE		DEFENSE	
XR 86 Willie Green	LE 92 Marc Spindler	NT 93 Jerry Ball	
WR 80 Brett Perriman	RE 90 Dan Owens	LB 58 George Jamison	
LT 75 Lomas Brown	LB 54 Chris Spielman	LB 99 Dennis Gibson	
LG 65 Eric Andolsek	LB 99 Tracy Hayworth	CB 39 Ray Crockett	
C 53 Kevin Glover	CB 24 Melvin Jenkins	SS 35 William White	
RG 60 Mike Utley	CB 39 Ray Crockett	FS 36 Bennie Blades	
RT 64 Eric Sanders			
YR 81 Mike Farr			
ZR 82 Robert Clark			
QB 9 Rodney Peete (8)			
12 Erik Kramer (8)			
SB 20 Barry Sanders			

TEAM STATISTICS

	Detroit	(Avg.)	Opps	(Avg.)
TOTAL YARDS	4781	298.6	5033	314.6
RUSHING YARDS	1923	120.2	1747	109.2
PASSING YARDS	2858	178.6	3286	205.4
POINTS SCORED	339	21.2	295	18.4

1991 RESULTS (12-4-0) 1st

Wayne Fontes, Coach

Date	Opponent	Crowd	W-L-T Score
9-1	Washington	52,958	L 0-45
9-8	Green Bay	43,132*	W 23-14
9-15	Miami	56,896*	W 17-13
9-22	Indianapolis	53,396	W 33-24
9-29	Tampa Bay	44,479*	W 31-3
10-6	Minnesota	63,423*	W 24-20
10-20	San Francisco	61,240	L 3-35
# 10-27	Dallas	74,906*	W 34-10
11-3	Chicago	57,281	L 10-20
11-10	Tampa Bay	37,742	L 21-30
11-17	L.A. Rams	60,873*	W 21-10
11-24	Minnesota	51,644	W 34-14
# 11-28	Chicago	78,879*	W 16-6
12-8	N.Y. Jets	69,304*	W 34-20
12-15	Green Bay	43,881	W 21-17
12-22	Buffalo	78,059	W 17-14(OT)

NFC Playoffs

# 1-5	Dallas	79,835*	W 38-6
1-12	Washington	55,585	L 10-41

LION LEADERS

RUSHING Barry Sanders - 342 att. - 1548 yds. - 16 TD's; **PASSING** Erik Kramer - 265 att. - 136 comp. - 1635 yds. - 11 TD's - 8 int.; **RECEIVING** Brett Perriman - 52 rec. - 668 yds. - 1 TD; **SCORING** Barry Sanders - 102 points (17 TD's); **PUNT RET** Mel Gray - 25 ret. - 385 yards - 15.4 avg. - 1 TD; **KO RET** Mel Gray - 36 ret. - 929 yards - 25.8 avg. - 0 TD's; **PUNTING** Jim Arnold - 75 punts - 3092 yards - 41.2 avg. - 27 Int's; **INTS** Ray Crockett - 6 int's. - 141 yards - 1 TD; **TACKLES** Chris Spielman - 126 total - 84 solo - 42 assists; **QB SACKS** Jeff Hunter - 6.0 sacks- 53 yards

HONOR ROLL

MVP Barry Sanders (Offense), George Jamison (Defense), Mel Gray (Special Teams)
PRO-BOWL Jerry Ball (NT), Bennie Blades (DB), Lomas Brown (T), Mel Gray (KR), Barry Sanders (RB), Chris Spielman (LB)

1991 NFL STANDINGS

NATIONAL CONFERENCE

Central Division

	W	L	T	Pct.	Pts.	OP
DETROIT	12	4	0	.750	339	295
Chicago	11	5	0	.688	299	269
Minnesota	8	8	0	.500	301	306
Green Bay	4	12	0	.250	273	313
Tampa Bay	3	13	0	.188	199	365

Eastern Division

Washington	14	2	0	.875	485	224
Dallas	11	5	0	.688	342	310
Philadelphia	10	6	0	.625	285	244
N.Y. Giants	8	8	0	.500	281	297
Phoenix	4	12	0	.250	196	344

Western Division

New Orleans	11	5	0	.688	341	211
Atlanta	10	6	0	.625	361	338
San Francisco	10	6	0	.625	393	239
L.A. Rams	3	13	0	.188	234	390

Atlanta defeated New Orleans, 27-20, and Dallas defeated Chicago, 17-13, in NFC wild card.Washington defeated Atlanta, 24-7, and Detroit defeated Dallas, 38-6, in NFC playoffs. Washington defeated Detroit, 45-10, for NFC title. Kansas City defeated L.A. Raiders, 10-6, and Houston defeated NY Jets, 17-10, in AFC wild card. Buffalo defeated Kansas City, 37-14, and Denver defeated Houston, 25-24, in AFC playoffs. Buffalo defeated Denver, 10-7, for AFC title. Washington defeated Buffalo, 37-24, for the NFL title in Super Bowl XXVI.

AMERICAN CONFERENCE

Central Division

	W	L	T	Pct.	Pts.	OP
Houston	11	5	0	.688	386	251
Pittsburgh	7	9	0	.438	292	344
Cleveland	6	10	0	.375	293	298
Cincinnati	3	13	0	.188	263	435

Eastern Division

Buffalo	13	3	0	.813	448	318
N.Y. Jets	8	8	0	.500	314	293
Miami	8	8	0	.500	343	349
New England	6	10	0	.375	211	305
Indianapolis	1	15	0	.063	143	381

Western Division

Denver	12	4	0	.750	304	235
Kansas City	10	6	0	.625	322	252
L.A. Raiders	9	7	0	.563	298	297
Seattle	7	9	0	.438	276	261
San Diego	4	12	0	.250	274	342

1992

USUAL STARTING LINE UP

OFFENSE

XR 86	Wille Green
WR 80	Brett Perriman
LT 75	Lomas Brown
LG 66	Shawn Williams
C 53	Kevin Glover (7)
	62 Blake Miller (5)
RG 67	Ken Dallalior
RT 76	Scott Conover
YR 81	Mike Farr
ZR 84	Herman Moore
QB 9	Rodney Peele
SB 20	Barry Sanders

DEFENSE

LE 92	Marc Spindler
NT 93	Jerry Ball
RE 94	Kelvin Pritchett
LB 58	George Jamison
LB 54	Chris Spielman
LB 98	Dennis Gibson
LB 55	Michael Cofer (8)
	59 Tracy Scroggins (7)
CB 39	Ray Crockett
CB 24	Melvin Jenkins
SS 35	William White
FS 36	Bennie Blades

TEAM STATISTICS

	Detroit	(Avg.)	Opps	(Avg.)
TOTAL YARDS	4440	277.5	5058	316.1
RUSHING YARDS	1644	102.8	1841	115.1
PASSING YARDS	2796	174.8	3217	201.1
POINTS SCORED	273	17.1	332	20.8

1992 RESULTS (5-11-0) 5th

Wayne Fontes, Coach

Date	Opponent	Crowd	W-L-T	Score
9-6	Chicago	63,672	L	24-27
9-13	Minnesota	57,519*	W	31-17
9-20	Washington	55,818	L	10-13
9-27	Tampa Bay	51,374*	L	23-27
10-4	New Orleans	66,971*	L	7-13
10-15	Minnesota	52,816	L	14-31
10-25	Tampa Bay	53,995	W	38-7
11-1	Green Bay	60,594*	L	13-27
# 11-8	Dallas	74,816*	L	3-37
11-15	Pittsburgh	52,242	L	14-17
11-22	Cincinnati	48,574	W	19-13
11-26	Houston	73,711*	L	21-24
12-6	Green Bay	49,469	L	10-38
12-13	Cleveland	65,970*	W	24-14
12-20	Chicago	72,777*	W	16-3
12-28	San Francisco	55,907	L	6-24

LION LEADERS

RUSHING Barry Sanders - 312 att. - 1352 yds. - 9 TD's; **PASSING** Rodney Peele - 213 att. - 123 comp. - 1702 yds. - 9 TD's - 9 int.; **RECEIVING** Brett Perriman - 69 rec. - 810 yds. - 4 TD's; **SCORING** Jason Hanson - 93 points (21 FG's, 30 PAT's); **PUNT RETURNS** Mel Gray - 18 ret. - 175 yards - 9.7 avg. - 1 TD; **KO RETURNS** Mel Gray - 42 ret. - 1006 yards and 24.0 avg. - 1 TD; **PUNTING** Jim Arnold - 65 punts - 2846 yards - 43.8 avg. - 12 in 20; **INTS** Crockett, Jenkins, Scott & W. White - 4 each; **TACKLES** Chris Spielman - 146 total- 94 solo - 52 assists; **QB SACKS** Tracy Scroggins - 7.5 sacks - 41.0 yards;

HONOR ROLL

MVP Barry Sanders (Offense), Bennie Blades (Defense), Mel Gray/Melvin Jenkins (Special Teams)
PRO-BOWL Lomas Brown (T), Mel Gray (KR), Barry Sanders (RB)

1992 NFL STANDINGS

NATIONAL CONFERENCE

Central Division

	W	L	T	Pct.	Pts.	OP
Minnesota	11	5	0	.688	374	249
Green Bay	9	7	0	.563	276	296
Tampa Bay	5	11	0	.313	267	365
Chicago	5	11	0	.313	295	361
DETROIT	5	11	0	.313	273	332

Eastern Division

Dallas	13	3	0	.813	409	243
Philadelphia	11	5	0	.688	354	245
Washington	9	7	0	.563	300	255
N.Y. Giants	6	10	0	.375	306	367
Phoenix	4	12	0	.250	243	332

Western Division

San Francisco	14	2	0	.875	431	236
New Orleans	12	4	0	.750	330	202
Atlanta	6	10	0	.375	327	414
L.A. Rams	6	10	0	.375	313	383

AMERICAN CONFERENCE

Central Division

	W	L	T	Pct.	Pts.	OP
Pittsburgh	11	5	0	.688	299	225
Houston	10	6	0	.625	352	258
Cleveland	7	9	0	.438	272	275
Cincinnati	5	11	0	.313	274	364

Eastern Division

Miami	11	5	0	.688	340	281
Buffalo	11	5	0	.688	381	283
Indianapolis	9	7	0	.563	216	302
New York Jets	4	12	0	.250	220	315
New England	2	14	0	.125	205	363

Western Division

San Diego	11	5	0	.688	335	241
Kansas City	10	6	0	.625	348	282
Denver	8	8	0	.500	262	329
L. A. Raiders	7	9	0	.438	249	281
Seattle	2	14	0	.125	140	312

Washington defeated Minnesota, 24-7, and Philadelphia defeated New Orleans, 36-20, in NFC wild card. San Francisco defeated Washington, 20-13, and Dallas defeated Philadelphia, 34-10 in NFC Playoffs. Dallas defeated San Francisco 30-20 for NFC title. San Diego defeated Kansas City, 17-0, and Buffalo defeated Houston 41-38 in overtime in AFC wild card. Buffalo defeated Pittsburgh, 24-3, and Miami defeated San Diego 31-0, in AFC Playoffs. Buffalo defeated Miami 29-10 for AFC title. Dallas defeated Buffalo 52-17, for the NFL title in Super Bowl XXVII.

IN 1992: The U.S., playing with a "Dream Team" of NBA players for the first time, dominates Olympic basketball tournament on the way to a gold medal.

1993

USUAL STARTING LINE UP

OFFENSE		DEFENSE	
XR 86 Willie Green		LE 93 Marc Spindler	
49 Ty Hallock (TE)		NT 96 Lawrence Pete	
WR 80 Brett Pertiman		RE 90 Dan Owens	
LT 75 Lomas Brown		LB 58 George Jamison	
LG 67 Dave Richards		LB 54 Chris Spielman	
C 53 Kevin Glover		LB 98 Dennis Gibson	
RG 79 Bill Fralic		LB 56 Pat Swilling	
RT 73 David Lutz		CB 39 Ray Crockett	
TE 82 Rodney Holman		CB 38 Kevin Scott	
ZR 84 Herman Moore		SS 35 William White	
QB 9 Rodney Peete (8)		FS 21 Harry Colon	
SB 20 Barry Sanders			

TEAM STATISTICS

	Detroit	(Avg.)	Opps	(Avg.)
TOTAL YARDS	4658	291.1	4669	291.6
RUSHING YARDS	1944	121.5	1649	103.1
PASSING YARDS	2714	169.6	3020	188.8
POINTS SCORED	298	18.6	292	18.3

1993 RESULTS (10-6) 1st

Wayne Fontes, Coach

Date	Opponent	Crowd	W-L-T Score
9-5	Atlanta	56,216*	W 30-13
9-12	New England	54,151	W 19-16(OT)
9-19	New Orleans	69,039	L 3-14
9-26	Phoenix	57,180*	W 26-20
10-3	Tampa Bay	40,794	L 10-27
10-17	Seattle	60,801*	W 30-10
10-24	LA Rams	43,850	W 16-13
10-31	Minnesota	53,739	W 30-27
11-7	Tampa Bay	65,295*	W 23-0
11-21	Green Bay	55,119	L 17-26
11-25	Chicago	76,699*	L 6-10
12-5	Minnesota	63,216*	L 0-13
12-12	Phoenix	39,393	W 21-14
# 12-19	San Francisco	77,052*	L 17-55
12-26	Chicago	43,443	W 20-14
# 1-2	Green Bay	77,510*	W 30-20

NFC Playoffs

1-8	Green Bay	68,479*	L 24-28
-----	-----------	---------	---------

LION LEADERS

RUSHING Barry Sanders - 243 att. - 1115 yds; **PASSING** Rodney Peete - 252 att. - 157 comp. - 1670 yds. - 6 TD's - 14 int.; **RECEIVING** Herman Moore - 88 rec. - 935 yds. - 6 TD's; **SCORING** Jason Hanson - 130 points (34 FG's, 28 PAT's); **PUNT RET** Mel Gray - 23 ret. - 197 yards; **KO RET** Mel Gray - 28 ret. - 688 yards - 1 TD; **PUNTING** Jim Arnold - 72 punts - 3207 yards - 41.2 avg. - 15 Int0; **INTS** Pat Swilling - 3 Int's. - 16 yards; **TACKLES** Chris Spielman - 148 total - 97 solo - 51 assists; **QB SACKS** Robert Porcher - 8.5 sacks- 53 yards

HONOR ROLL

MVP Barry Sanders (Offense), Chris Spielman (Defense), Jason Hanson (Special Teams)
PRO-BOWL Lomas Brown (T), Barry Sanders (RB), Pat Swilling (LB)

1993 NFL STANDINGS

NATIONAL CONFERENCE

Central Division

	W	L	T	Pct.	Pts.	OP
DETROIT	10	6	0	.625	298	292
Minnesota	9	7	0	.563	277	290
Green Bay	9	7	0	.563	340	282
Chicago	7	9	0	.438	234	230
Tampa Bay	5	11	0	.313	237	376

Eastern Division

Dallas	12	4	0	.750	376	229
N.Y. Giants	11	5	0	.686	288	205
Philadelphia	8	8	0	.500	293	315
Phoenix	7	9	0	.438	326	269
Washington	4	12	0	.250	230	345

Western Division

San Francisco	10	6	0	.625	473	295
New Orleans	8	8	0	.500	317	343
Atlanta	6	10	0	.375	316	385
L.A. Rams	6	11	0	.313	221	367

AMERICAN CONFERENCE

Central Division

	W	L	T	Pct.	Pts.	OP
Houston	12	4	0	.750	368	238
Pittsburgh	9	7	0	.563	308	281
Cleveland	7	9	0	.438	304	307
Cincinnati	3	13	0	.188	187	319

Eastern Division

Buffalo	12	4	0	.750	329	242
Miami	9	7	0	.563	349	351
N.Y. Jets	8	8	0	.500	270	247
New England	5	11	0	.313	238	286
Indianapolis	4	12	0	.250	189	38

Western Division

Kansas City	11	5	0	.688	328	291
L.A. Raiders	10	6	0	.625	306	326
Denver	9	7	0	.563	373	284
San Diego	8	8	0	.500	322	290
Seattle	6	10	0	.375	280	314

Green Bay defeated Detroit 28-24, and N.Y. Giants defeated Minnesota 17-10, in NFC wild card, San Francisco defeated N.Y. Giants 44-3, and Dallas defeated Green Bay 27-17 in NFC playoffs. Dallas defeated San Francisco 38-21, for NFC title. Kansas City defeated Pittsburgh 27-24 (OT), and L.A. Raiders defeated Denver 42-24 in AFC wild card. Buffalo defeated L.A. Raiders 29-23, and Kansas City defeated Houston 28-20 in AFC playoffs. Buffalo defeated Kansas City 30-13 for AFC title. Dallas defeated Buffalo 30-13 for the NFL title in Super Bowl XXVIII.

IN 1993: Supreme Court Justice Byron White retired after serving for 31 years. White played for the Lions in 1940-41.

1994

USUAL STARTING LINE UP

OFFENSE

XR	80	Brett Perriman
TE	49	Ty Hallock (10)
	82	Rodney Holman (7)
LT	75	Lomas Brown
LG	66	Shawn Bouwens
C	53	Kevin Glover
RG	67	Doug Widell
RT	73	David Lutz
TE	89	Ron Hall (10)
ZR	84	Herman Moore
QB	19	Scott Mitchell (9)
	17	Dave Krieg (7)
RB	20	Barry Sanders

DEFENSE

LE	91	Robert Porcher
NT	93	Marc Spindler (8)
	90	Dan Owens (8)
RE	94	Kelvin Pritchett
LB	51	Broderick Thomas
LB	54	Chris Spielman
LB	59	Mike Johnson
LB	97	Tracy Scroggins (9)
	56	Pat Swilling (7)
CB	47	Ryan McNeil
CB	40	Robert Massey
SS	32	Willie Clay
FS	36	Bennie Blades

TEAM STATISTICS

	Detroit	(Avg.)	Opps.	(Avg.)
TOTAL YARDS	5000	312.5	5405	338.0
RUSHING YARDS	2080	130.0	1859	116.2
PASSING YARDS	2922	182.5	3546	221.8
POINTS SCORED	357	22.3	342	21.4

1994 RESULTS (9-7) 3rd

Wayne Fontes, Coach

Date	Opponent	Crowd	W-L-T	Score
9-4	Atlanta	60,740*	W	31-28(OT)
9-11	Minnesota	57,349	L	3-10
9-19	Dallas	64,102	W	20-17(OT)
9-25	New England	59,618*	L	17-23
10-2	Tampa Bay	38,012	L	14-24
#10-9	San Francisco	77,340*	L	21-27
#10-23	Chicago	73,574*	W	21-16
10-30	N.Y. Giants	75,124	W	28-25(OT)
11-6	Green Bay	54,995	L	30-38
11-13	Tampa Bay	50,814*	W	14-9
11-20	Chicago	55,035	L	10-20
#11-24	Buffalo	75,672*	W	35-21
#12-4	Green Bay	76,338*	W	34-31
12-10	N.Y. Jets	56,080	W	18-7
#12-17	Minnesota	73,881*	W	41-19
12-25	Miami	70,980	L	20-27
NFC Playoffs				
12-31	Green Bay	58,125	L	12-16

LION LEADERS

RUSHING Barry Sanders - 331 att. - 1883 yds - 7 TD's; **PASSING** Scott Mitchell 246 att. - 119 comp. - 1456 yds. - 10 TD's - 11 int; **RECEIVING** Herman Moore - 72 rec. - 1173 yds. - 11 TD's; **SCORING** Jason Hanson - 93 points (18 FG's, 39 PAT's); **PUNT RET** Mel Gray - 21 ret. - 233 yds - 11.1 avg.; **KO RET** - Mel Gray 45 ret. - 1276 yds. - 28.4 avg. - 3 TD; **PUNTING** - Greg Montgomery - 63 punts - 2782 yds. - 44.2 avg. - 19 In20; **INTS** Robert Massey - 4 int's. - 25 yds; **TACKLES** Chris Spielman 195 total - 124 solo - 71 assists; **QB SACKS** Broderick Thomas - 7.0 sacks - 49.5 yards

HONOR ROLL

MVP Barry Sanders (Offense), Chris Spielman (Defense), Mel Gray (Special Teams)
PRO-BOWL Lomas Brown (T), Mel Gray (KR), Herman Moore (WR), Barry Sanders (RB), Chris Spielman (LB)

1994 NFL STANDINGS

NATIONAL CONFERENCE

Central Division

	W	L	T	Pct.	Pts.	OP
Minnesota	10	6	0	.625	356	314
Green Bay	9	7	0	.563	382	287
Detroit	9	7	0	.563	357	342
Chicago	9	7	0	.563	271	307
Tampa Bay	6	10	0	.375	251	351

Eastern Division

Dallas	12	4	0	.750	414	248
N.Y. Giants	9	7	0	.563	279	305
Arizona	8	8	0	.500	235	267
Philadelphia	7	9	0	.438	308	308
Washington	3	13	0	.188	320	412

Western Division

San Francisco	13	3	0	.813	505	296
New Orleans	7	9	0	.438	348	407
Atlanta	7	9	0	.438	317	385
L.A. Rams	4	12	0	.250	286	365

AMERICAN CONFERENCE

Central Division

Pittsburgh	12	4	0	.750	316	234
Cleveland	11	5	0	.688	340	204
Cincinnati	3	13	0	.188	276	406
Houston	2	14	0	.125	225	352

Eastern Division

Miami	10	6	0	.625	389	327
New England	10	6	0	.625	351	312
Indianapolis	8	8	0	.500	307	320
Buffalo	7	9	0	.438	340	356
N.Y. Jets	6	10	0	.375	264	320

Western Division

San Diego	11	5	0	.688	381	306
Kansas City	9	7	0	.563	319	298
L.A. Raiders	9	7	0	.563	303	327
Denver	7	9	0	.438	347	396
Seattle	6	10	0	.375	287	323

Green Bay defeated Detroit, 16-12, and Chicago defeated Minnesota, 35-18, in NFC wild card. San Francisco defeated Chicago, 44-15, and Dallas defeated Green Bay, 35-9, in NFC playoffs. San Francisco defeated Dallas, 38-28, for NFC title. Miami defeated Kansas City, 27-17, and Cleveland defeated New England, 20-13, in AFC wild card. Pittsburgh defeated Cleveland, 29-9, and San Diego defeated Miami, 22-21, in AFC playoffs. San Diego defeated Pittsburgh, 17-13, for AFC title. San Francisco defeated San Diego, 49-26, for the NFL title in Super Bowl XXIX.

In 1994: A players' strike forces the cancellation of the last two months of baseball season and the World Series.

1995

USUAL STARTING LINE UP

OFFENSE

XR	80	Brett Perriman
WR	87	Johnnie Morton
LT	75	Lomas Brown
LG	67	Doug Widell
C	53	Kevin Glover
RG	73	David Lutz
RT	71	Zefross Moss
TE	86	David Sloan (8)
	89	Ron Hall (6)
ZR	84	Herman Moore
QB	19	Scott Mitchell
RB	20	Barry Sanders

DEFENSE

LE	94	Luther Ellis
NT	98	Henry Thomas
UT	91	Robert Porcher
RE	97	Tracy Scroggins
SLB	99	Tracy Hayworth
MLB	54	Chris Spielman
WLB	59	Mike Johnson
CB	47	Ryan McNeil
CB	31	Corey Raymond
SS	32	Willie Clay
FS	36	Bennie Blades

TEAM STATISTICS

	Detroit	(Avg.)	Opps.	(Avg.)
TOTAL YARDS	6115	382.2	5600	350.0
RUSHING YARDS	1753	109.6	1795	112.2
PASSING YARDS	4362	272.6	3805	237.8
POINTS SCORED	436	27.3	336	21.0

1995 RESULTS (10-6) 2nd

Wayne Fontes, Coach				
Date	Opponent	Crowd	W-L-T	Score
9-3	Pittsburgh	58,002	L	20-23
9-10	Minnesota	52,234	L	10-20
9-17	Arizona	58,727*	L	17-20
#9-25	San Francisco	76,236*	W	27-24
#10-8	Cleveland	74,171*	W	38-20
10-15	Green Bay	60,302	L	21-30
10-22	Washington	52,332	L	30-36(OT)
#10-29	Green Bay	73,462*	W	24-16
11-5	Atlanta	49,619	L	22-34
11-12	Tampa Bay	60,644*	W	27-24
11-19	Chicago	61,779	W	24-17
#11-23	Minnesota	74,559*	W	44-38
#12-4	Chicago	77,230*	W	27-7
12-10	Houston	35,482	W	24-17
12-17	Jacksonville	70,204*	W	44-0
12-23	Tampa Bay	50,049	W	37-10
NFC Playoffs				
12-30	Philadelphia	66,492	L	37-58

LION LEADERS

RUSHING Barry Sanders - 314 att. - 1500 yds - 11 TD's; **PASSING** Scott Mitchell 583 att. - 346 comp. - 4338 yds. - 32 TD's - 12 int; **RECEIVING** Herman Moore - 123 rec. - 1686 yds. - 14 TD's; **SCORING** Jason Hanson - 132 points (28 FG's, 48 PAT's); **PUNT RET** Johnnie Morton - 7 ret. - 48 yds - 6.9 avg.; **KO RET** - Ron Rivers 19 ret. - 420 yds. - 22.1 avg. - 0 TD; **PUNTING** - Mark Royals - 57 punts - 2393 yds. - 42.0 avg. - 15 in20; **INTS** Willie Clay - 8 int's. - 173 yds; **TACKLES** Chris Spielman 137 total - 90 solo - 47 assists; **QB SACKS** Henry Thomas - 10.5 sacks - 82.0 yards

HONOR ROLL

MVP Herman Moore (Offense), Henry Thomas (Defense), Ron Rivers (Special Teams)
PRO-BOWL Lomas Brown (T), Kevin Glover (C), Herman Moore (WR), Barry Sanders (RB)

1995 NFL STANDINGS

NATIONAL CONFERENCE

Central Division

	W	L	T	Pct.	Pts.	OP
Green Bay	11	5	0	.688	404	314
Detroit	10	6	0	.625	436	336
Chicago	9	7	0	.563	392	360
Minnesota	8	8	0	.500	412	385
Tampa Bay	7	9	0	.438	238	335

Eastern Division

Dallas	12	4	0	.750	435	291
Philadelphia	10	6	0	.625	318	338
Washington	6	10	0	.375	326	359
N.Y. Giants	5	11	0	.313	290	340
Arizona	4	12	0	.250	275	422

Western Division

San Francisco	11	5	0	.688	457	258
Atlanta	9	7	0	.563	362	349
St. Louis	7	9	0	.438	309	418
Carolina	7	9	0	.438	289	325
New Orleans	7	9	0	.438	319	348

AMERICAN CONFERENCE

Central Division

	W	L	T	Pct.	Pts.	OP
Pittsburgh	11	5	0	.688	407	327
Cincinnati	7	9	0	.438	349	374
Houston	7	9	0	.438	348	324
Cleveland	5	11	0	.313	289	356
Jacksonville	4	12	0	.250	275	404

Eastern Division

Buffalo	10	6	0	.625	350	335
Indianapolis	9	7	0	.563	331	316
Miami	9	7	0	.563	398	332
New England	6	10	0	.375	294	377
N.Y. Jets	3	13	0	.188	233	384

Western Division

Kansas City	13	3	0	.813	358	241
San Diego	9	7	0	.563	321	323
Seattle	8	8	0	.500	363	366
Denver	8	8	0	.500	388	345
Oakland	8	8	0	.500	348	332

Philadelphia defeated Detroit, 58-37, and Green Bay defeated Atlanta, 37-20, in NFC wild card. Green Bay defeated San Francisco, 27-17, and Dallas defeated Philadelphia, 30-11, in NFC playoffs. Dallas defeated Green Bay 38-27, for NFC title. Indianapolis defeated San Diego, 35-20, and Buffalo defeated Miami, 37-22, in AFC wild card. Pittsburgh defeated Buffalo, 40-21, and Indianapolis defeated Kansas City, 10-7, in AFC playoffs. Pittsburgh defeated Indianapolis, 20-16, for AFC title. Dallas defeated Pittsburgh 27-17, for the NFL title in Super Bowl XXX.

In 1995: In April, the bombing of the Federal Building in Oklahoma City, Oklahoma, kills 168 people.

1996

USUAL STARTING LINE UP

OFFENSE		DEFENSE	
XR 80 Brett Perriman	LE 91 Robert Porcher	NT 98 Henry Thomas	RE 93 Kerwin Waldroup (10)
WR 87 Johnnie Morton	LT 72 Ray Roberts	UT 94 Luther Ellis	97 Tracy Scroggins (6)
LG 77 Mike Compton	C 53 Kevin Glover	SLB 55 Antonio London	MLB 99 Pepper Johnson
RG 64 Jeff Hartings	RT 71 Zefross Moss	WLB 59 Reggie Brown	CB 47 Ryan McNeil
TE 89 Pete Metzelaars	ZR 84 Herman Moore	CB 31 Corey Raymond	SS 36 Bennie Blades
QB 19 Scott Mitchell	RB 20 Barry Sanders	FS 39 Van Malone	

TEAM STATISTICS

	Detroit	(Avg.)	Opps	(Avg.)
TOTAL YARDS	5013	313.3	5357	334.8
RUSHING YARDS	1810	113.1	2007	125.4
PASSING YARDS	3203	200.2	3350	209.4
POINTS SCORED	302	18.9	369	23.0

1996 RESULTS (5-11) 5th

Wayne Fontes, Coach			
Date	Opponent	Crowd	W-L-T Score
9-1	Minnesota	52,972	L 13-17
9-8	Tampa Bay	54,229*	W 21-6
9-15	Philadelphia	66,772	L 17-24
9-22	Chicago	70,022*	W 35-16
9-29	Tampa Bay	34,961	W 27-0
10-6	Atlanta	58,666*	W 28-24
10-13	Oakland	50,037	L 21-37
10-27	NY Giants	63,501*	L 7-35
11-3	Green Bay	60,695	L 18-28
11-11	San Diego	60,425	L 21-27
11-17	Seattle	51,194*	W 17-16
11-24	Chicago	55,864	L 14-31
#11-28	Kansas City	75,079*	L 24-28
12-8	Minnesota	46,043*	L 22-24
#12-15	Green Bay	73,214*	L 3-31
12-23	San Francisco	61,921	L 14-24

LION LEADERS

RUSHING Barry Sanders - 307 att. - 1553 yds - 11 TD's; **PASSING** Scott Mitchell 437 att. - 253 comp. - 2917 yds. - 17 TD's - 17 int; **RECEIVING** Herman Moore - 106 rec. - 1296 yds. - 9 TD's; **SCORING** Jason Hanson - 72 points (12 FG's, 36 PAT's); **PUNT RET** Glyn Milburn - 34 ret. - 284 yds - 8.4 avg.; **KO RET** - Glyn Milburn 64 ret. - 1627 yds. - 25.4 avg. - 0 TD; **PUNTING** - Mark Royals - 69 punts - 3020 yds. - 43.8 avg. - 11 in20; **INTS** Ryan McNeil - 5 int's. - 14 yds; **TACKLES** Bennie Blades 131 total - 99 solo - 32 assists; **QB SACKS** Robert Porcher - 10.0 sacks - 71.0 yards

HONOR ROLL

MVP Barry Sanders (Offense), Bennie Blades (Defense), Glyn Milburn (Special Teams)
PRO-BOWL Kevin Glover (C), Herman Moore (WR), Barry Sanders (RB)

1995 NFL STANDINGS

NATIONAL CONFERENCE

	Central Division					Pts.	OP
	W	L	T	Pct.	Pts.		
Green Bay	13	3	0	.813	456	210	
Minnesota	9	7	0	.563	298	315	
Chicago	7	9	0	.438	283	305	
Tampa Bay	6	10	0	.375	221	293	
Detroit	5	11	0	.313	302	368	
Eastern Division							
	W	L	T	Pct.	Pts.	OP	
Dallas	10	6	0	.625	286	250	
Philadelphia	10	6	0	.625	363	341	
Washington	9	7	0	.563	364	312	
Arizona	7	9	0	.438	300	397	
N.Y. Giants	6	10	0	.375	242	297	
Western Division							
	W	L	T	Pct.	Pts.	OP	
Carolina	12	4	0	.750	367	218	
San Francisco	12	4	0	.750	398	257	
St. Louis	6	10	0	.375	303	409	
Atlanta	3	13	0	.188	309	461	
New Orleans	3	13	0	.188	229	339	

AMERICAN CONFERENCE

	Central Division					Pts.	OP
	W	L	T	Pct.	Pts.		
Pittsburgh	10	6	0	.625	344	257	
Jacksonville	9	7	0	.563	325	335	
Cincinnati	8	8	0	.500	372	369	
Houston	8	8	0	.500	345	319	
Baltimore	4	12	0	.250	371	441	
Eastern Division							
	W	L	T	Pct.	Pts.	OP	
New England	11	5	0	.688	418	313	
Buffalo	10	6	0	.625	319	266	
Indianapolis	9	7	0	.563	317	334	
Miami	8	8	0	.500	339	325	
N.Y. Jets	1	15	0	.063	279	454	
Western Division							
	W	L	T	Pct.	Pts.	OP	
Denver	13	3	0	.813	391	275	
Kansas City	9	7	0	.563	297	300	
San Diego	8	8	0	.500	310	375	
Oakland	7	9	0	.438	340	293	
Seattle	7	9	0	.438	317	376	

Dallas defeated Minnesota, 40-15 and San Francisco defeated Philadelphia 14-0 in NFC wild card. Carolina defeated Dallas, 26-17 and Green Bay defeated San Francisco, 35-14 in NFC playoffs. Green Bay defeated Carolina, 30-13 for NFC title. Jacksonville defeated Buffalo, 30-27 and Pittsburgh defeated Indianapolis, 42-14 in AFC wild card. Jacksonville defeated Denver, 30-27 and New England defeated Pittsburgh, 28-3 in AFC wild card. New England defeated Jacksonville, 20-6 for AFC title. Green Bay defeated New England 35-21 in Super Bowl XXXI.

In 1996: The Summer games of the XXVI Olympiad were held on U.S. soil, in Atlanta, Georgia.



Kick Off With These Special Offers From Avis.

It's our goal at Avis to provide our fans with great rates quality service and lots of winning offers. And during this football season, you can enjoy a super lineup of savings:

- 10% off SuperValue Daily/Weekly rates
- 5% off SuperValue Weekend rates
- 25% off Canadian rates*
- 10% off International rates*
- 10% off Weekend/Weekly rates

** Applies only to standard time and kilometers*

To request your discount, just give the Avis Reservation Sales Agent this special Avis Worldwide Discount (AWD) number -- **A403008** -- when you reserve your car.

So get on the winning team. For information and reservations, call an employee-owner of Avis at **1-800-331-1212**.

Terms and Conditions: Rates and discounts are available at Avis corporate and participating licensee locations. Higher rates and surcharges may apply in certain cities. Rates, discounts and additional charges subject to change without notice. May not be used in conjunction with any other offer, promotion or AWD number. There may be a per-mile charge for miles in excess of the mileage allowance. Refueling service charge, additional driver fee, optional LDW, PAI, PEP and ALI (where available) are not included. Renter must meet Avis age, driver and credit requirements. Minimum age is 25 but may vary by location.

AVIS

We try
harder.

LIONS

Avis Is The Official
Rent A Car Of The Lions.



The History Book

A Brief History of the Lions

Detroit welcomed the Lions in 1934, but it was not the area's first look at professional football. In 1920, the Detroit Heralds were a charter member of the American Professional Football Association, which was the original name of the present NFL, but the club folded after two years. Then, the Detroit Panthers appeared in 1925. They also folded after two seasons. In 1928, the Detroit Wolverines were formed, but they failed after just one year.

In 1930, the then 10-year-old National Football League added a franchise from Portsmouth, Ohio, called the Spartans. After four seasons, the team was purchased for \$7,952.08 by a group headed by Detroit radio executive George A. Richards and moved to the Motor City.

Playing in the University of Detroit Stadium before average crowds of 16,000 people, the new Detroit Lions won the NFL Championship in their second year, 1935. Under the leadership of Coach "Potsy" Clark and stars like Hall of Famer "Dutch" Clark, Ernie Caddel, George Christensen, "Ace" Gutowsky, Glenn Presnell and "Ox" Emerson, the early Lions established pro football in Detroit. For more than 60 years, they have been an integral part of the Michigan sports scene.

In 1940, Chicagoan Fred Mandel bought the club. Lions' stars of that era were Hall of Famers Bill Dudley and Alex Wojciechowicz, John Green, Byron "Whizzer" White, Frank Sinkwich and "Camp" Wilson. The team was sold eight years later to a group of local businessmen under the leadership of Edwin J. Anderson. The Detroit syndicate controlled the club until 1964 when William Clay Ford became sole owner for a price of \$4.5 million.

The Lions dominated the NFL in the 1950s with four division titles and three League championships. Under Head Coach Buddy Parker, the team won back-to-back world crowns in 1952 and 1953, defeating Cleveland in both title games. Stars of those glittering teams were Hall of Famers Bobby Layne, Jack Christiansen, Doak Walker and Lou Creekmur, as well as Les Bingaman, Cloyce Box, Jimmy David, Leon Hart and Bob Hoernschemeyer. The Detroit-Cleveland battles of the era were classic confrontations between two giants of the blossoming NFL.

Since their last title in 1957 under the coaching of George Wilson, the Lions have been looking in vain for the top spot. Such performers as Joe Schmidt, Yale Lary, Dick "Night Train" Lane, John Henry Johnson and Lem Barney have been elected to the Hall of Fame. Outstanding players like Wayne Walker, Mike Lucci, Nick Pietrosante, Roger Brown, Terry Barr, Mel Farr, Charlie Sanders, Dexter Bussey, Billy Sims and Doug English have taken their places in the annals of pro football in Detroit.

In 1967, Schmidt began the first of six seasons as head coach of the Lions. His 1970 team made the post-season playoffs, but lost in the first round to Dallas by the baseball-like score of 5-0.

Just prior to the '75 season, the Lions moved into a new, domed stadium in Pontiac, Michigan, a town of 85,000 people located 30 miles north of Detroit. The Silverdome is the world's largest air-supported domed structure and seats over 80,000 spectators under a fiberglass roof.

Monte Clark took control of all football operations as head coach in 1978. Under Clark's direction, the Lions narrowly missed playoff berths in both 1980 and 1981, before finally qualifying in 1982 — the Lions' first playoff appearance since 1970. Detroit captured the NFC Central Division crown in 1983, but stumbled in the first round of the playoffs with a 24-23 loss at San Francisco.

Darryl Rogers took over the Lions' command in 1985 but was replaced on an interim basis by Defensive Coordinator Wayne Fontes in November, 1988, after Rogers' teams had posted a combined 18-40 record. Fontes officially was named the 17th head coach of the Detroit Lions on December 22, 1988.

The Lions "Restored the Roar" in 1991, winning a franchise-record 12 regular season games. Riding a tide of emotion after guard Mike Utley's paralyzing neck injury, Detroit defeated Dallas, 38-6, in the Lions' first Silverdome playoff contest. The victory gave the Lions a berth in the NFC Championship Game, where Detroit fell to the eventual Super Bowl Champion Washington Redskins.

The Lions finished 10-6 in 1993 en route to capturing the NFC Central Division title, and earned a wild-card bid in 1994. The 1995 Lions featured the NFL's top rated offense and won their final seven games to earn a third straight playoff berth. Herman Moore set an NFL record with 123 catches and he and Brett Perriman became the first teammates to each total over 100 catches and the duo set an NFL record for most receiving yards in a season. Scott Mitchell set team records for passing yards, completions and touchdowns.

In 1996, running back Barry Sanders captured his third NFL rushing title, however, the team finished a disappointing 5-11. Following the season, Wayne Fontes was replaced as head coach by Bobby Ross. Fontes, who was the head coach for seven full seasons and five games in 1988, finished his career having coached in more games and with more wins than any Lions' head coach. Ross was named the 18th head coach in team history January 13, 1997.

Significant Dates in Lions' History

- June 30, 1934** George A. Richards heads group that purchases Portsmouth (Ohio) Spartans for \$7,952.08 and moves team to Detroit.
- Sept. 23, 1934** Lions play first NFL game, beat New York Giants 9-0 at U. of Detroit Stadium before 12,000.
- Nov. 25, 1934** Lions suffer first defeat, 3-0 to Green Bay, after winning 10 straight including seven consecutive shutouts.
- Nov. 29, 1934** Lions play first of traditional Thanksgiving Day home games, losing to the Bears, 19-16, before 26,000.
- Dec. 9, 1935** Lions defeat New York Giants, 26-7, for first Championship.
- Sept. 9, 1938** Detroit defeats Pittsburgh, 16-7, in the first game played at the Lions' new home, Briggs (later renamed Tiger) Stadium.
- Nov. 24, 1940** Finishing the season with 514 yards, Byron "Whizzer" White becomes the first Lion to claim the NFL rushing title.
- Feb. 10, 1943** Gus Dorais named head coach of Lions, after a successful career at the U. of Detroit.
- Jan. 15, 1948** Syndicate headed by Edwin J. Anderson purchases Detroit franchise for \$165,000 and names "Bo" McMillin general manager and head coach.
- Dec. 2, 1949** Anderson elected president of Lions.
- Dec. 20, 1950** "Buddy" Parker succeeds McMillin as head coach.
- Dec. 21, 1952** Lions defeat Los Angeles, 31-21, for NFL's National Conference title.
- Dec. 28, 1952** Lions win first Championship since 1935 on a 17-7 victory over the Browns in Cleveland before 50,934.
- Dec. 27, 1953** Detroit wins second straight Championship on 17-16 decision over Cleveland in Detroit before 54,577.
- Aug. 12, 1957** Parker resigns suddenly as head coach and assistant coach George Wilson succeeds him the next day.
- Dec. 28, 1957** Detroit claims fourth Championship on 59-14 victory over Cleveland before 55,263 in Detroit.
- Jan. 23, 1961** William Clay Ford elected president of Lions.
- Sept. 7, 1963** Former Lion great Earl "Dutch" Clark becomes a charter member of the new Professional Football Hall of Fame.
- Jan. 10, 1964** William Clay Ford takes over as Lions' sole owner after purchasing franchise for \$4.5 million.
- Jan. 7, 1965** Harry Gilmer appointed head coach, replacing George Wilson.
- Mar. 10, 1966** After 13 seasons, Joe Schmidt retires to become Lions' linebacker coach.
- Jan. 11, 1967** Schmidt named Lions' head coach, succeeding Gilmer.
- Dec. 26, 1970** Lions edged by Dallas, 5-0, in first playoff game since 1957.
- Oct. 24, 1971** Chuck Hughes, wide receiver, dies on field during game after suffering a heart attack.
- Dec. 17, 1972** Linebacker Wayne Walker plays in his Detroit-record 200th game with the Lions, a 34-17 win against the Los Angeles Rams.
- Jan. 12, 1973** Schmidt resigns as head coach.
- Jan. 26, 1973** Don McCafferty named Lions' head coach.
- July 28, 1973** Former Lion linebacker and head coach Joe Schmidt is enshrined at the Pro Football Hall of Fame.
- July 28, 1974** McCafferty dies of heart attack.
- Aug. 3, 1974** Rick Forzano named Lions' head coach.

- Aug. 23, 1975** Lions play the first game in their new home, Pontiac Metropolitan Stadium (later renamed Pontiac Silverdome).
- Oct. 4, 1976** Rick Forzano resigns as head coach.
- Oct. 5, 1976** Tommy Hudspeth named interim head coach.
- Feb. 9, 1977** Hudspeth signs three-year contract as head coach.
- Jan. 11, 1978** Monte Clark named head coach and director of football operations.
- Apr. 29, 1980** Lions choose Oklahoma's Billy Sims first in the NFL draft.
- Jan. 8, 1983** Detroit qualifies for first playoff appearance in 12 seasons, but loses, 31-7, at Washington. The Redskins went on to win Super Bowl XVII.
- Dec. 31, 1983** After claiming club's first NFC Central title, a last-second field goal attempt fails as Detroit drops a 24-23 playoff game at San Francisco.
- Dec. 19, 1984** Monte Clark and his coaching staff are released.
- Feb. 6, 1985** Darryl Rogers is named head coach after a successful 20-year college coaching career.
- Nov. 13, 1988** Rogers is released from his duties as head coach.
- Nov. 14, 1988** Wayne Fontes is named interim head coach.
- Dec. 22, 1988** Fontes is named head coach.
- Dec. 26, 1989** General Manager Russ Thomas retired.
- Dec. 27, 1989** Chuck Schmidt is named Executive Vice-President and Chief Operating Officer.
- Nov. 17, 1991** Guard Mike Utley suffers paralyzing neck injury in Detroit's 21-10 win over the Rams. His "Thumbs Up" sign as he is carried from the field inspires his teammates to win their next six games.
- Dec. 22, 1991** Lions finish regular season with 12 wins, most in franchise history, and claim the NFC Central Championship, Detroit's first since 1983.
- Jan. 5, 1992** Lions host first playoff game in the Silverdome and first home playoff game since 1957. Detroit defeats Dallas, 38-6, for the team's first playoff win since 1957.
- Jan. 12, 1992** Lions make their first appearance in NFC Championship Game, losing to the Redskins 41-10 in Washington.
- Nov. 22, 1992** Barry Sanders becomes the Lions' all-time leading rusher, surpassing Billy Sims' record of 5,106 career yards.
- Jan. 2, 1994** Lions clinch NFC Central Division championship for the second time in three years with a 30-20 victory over Green Bay in the Silverdome.
- Oct. 23, 1994** Mel Gray becomes the all-time NFL leader in kickoff return yards.
- Nov. 13, 1994** Barry Sanders runs for a club-record 237 yards on 26 carries in Detroit's 14-9 win over Tampa Bay at the Silverdome. He would finish the season with a Lions all-time best 1,883 yards.
- Dec. 31, 1994** In Detroit's third playoff appearance in four seasons, the Lions drop a 16-12 wild-card contest at Green Bay.
- Feb. 15, 1995** William Clay Ford, Jr. is named Lions Vice-Chairman.
- Dec. 17, 1995** Receivers Herman Moore and Brett Perriman set NFL record for most catches and receiving yards by teammates in a season.
- Dec. 23, 1995** Herman Moore sets NFL record with 123 catches in a season.
- Dec. 30, 1995** The Lions play in their third straight wild card playoff game, losing 58-37 at Philadelphia.
- July 27, 1996** Former lineman Lou Creekmur is enshrined in the Pro Football Hall of Fame.
- Dec. 26, 1996** Wayne Fontes and his coaching staff are dismissed.
- Jan. 13, 1997** Bobby Ross is named Head Coach.

Lions' Thanksgiving Day Series

Dating to 1934, the Detroit Lions have been a proud part of the American celebration of Thanksgiving. G.A. Richards, the first owner of the Detroit Lions, was behind the Lions' inaugural Thanksgiving game in 1934. Richards had purchased the team in 1934 and moved the Lions from Portsmouth, Ohio, to the Motor City. The Lions were the new kids in town and had taken a backseat to the baseball Tigers. Despite the fact that the Lions had lost just one game prior to the Thanksgiving Day game in '34, the largest crowd that season had been just 15,000.

The opponent for the Lions' first Thanksgiving Day game - on Nov. 29, 1934 - was the undefeated, defending World Champion Chicago Bears of George Halas and the rising star of that era, fullback Bronco Nagurski. The game would determine the champion of the Western Division. Richards had convinced the NBC Radio Network to carry the game coast-to-coast (94 stations), and additionally, an estimated 26,000 fans jammed into the University of Detroit Stadium while thousands of disappointed fans were turned away.

The Bears won the inaugural game, 19-16, but a classic was born. Since 1934, the Lions have played 57 Thanksgiving Day games with Detroit leading the series 28-27-2. A total of 3,039,393 fans have witnessed Detroit's 57 Thanksgiving games, including 1,514,852 Silverdome fans (68,561 average) since 1975.

THANKSGIVING RESULTS

(Record: 28-27-2)

YEAR	OPPONENT	W-L-T	SCORE	FINAL RECORD	YEAR	OPPONENT	W-L-T	SCORE	FINAL RECORD
1934	Chicago Bears	L	16-19	10-3-0	1968	Philadelphia	L	0-12	4-8-2
1935	Chicago Bears	W	14-2	7-3-2	1969	Minnesota	L	0-27	9-4-1
1936	Chicago Bears	W	13-7	8-4-0	1970	Oakland	W	28-14	10-4-0
1937	Chicago Bears	L	0-13	7-4-0	1971	Kansas City	W	32-21	7-6-1
1938	Chicago Bears	W	14-7	7-4-0	1972	New York Jets	W	37-20	8-5-1
(1939-44: Series Interrupted During WW II)									
1945	Cleveland Rams	L	21-28	7-3-0	1973	Washington	L	20-0	6-7-1
1946	Boston	L	10-34	1-10-0	1974	Denver	L	27-31	7-7-0
1947	Chicago Bears	L	14-34	3-9-0	1975	L.A. Rams	L	0-20	7-7-0
1948	Chicago Cards	L	14-28	2-10-0	1976	Buffalo	W	27-14	6-8-0
1949	Chicago Bears	L	7-28	4-8-0	1977	Chicago	L	14-31	6-8-0
1950	New York Yanks	W	49-14	6-6-0	1978	Denver	W	17-14	7-9-0
1951	Green Bay	W	52-35	7-4-1	1979	Chicago	W	20-0	2-14-0
1952	Green Bay	W	48-24	9-3-0	1980	Chicago	L(OT)	17-23	9-7-0
1953	Green Bay	W	34-15	10-2-0	1981	Kansas City	W	27-10	8-8-0
1954	Green Bay	W	28-24	9-2-1	1982	New York Giants	L	6-13	4-5-0
1955	Green Bay	W	24-10	3-9-0	1983	Pittsburgh	W	45-3	9-7-0
1956	Green Bay	L	20-24	9-3-0	1984	Green Bay	W	31-28	4-11-1
1957	Green Bay	W	18-6	8-4-0	1985	New York Jets	W	31-20	7-9-0
1958	Green Bay	W	24-14	4-7-1	1986	Green Bay	L	40-44	5-11-0
1959	Green Bay	L	17-24	3-8-1	1987	Kansas City	L	20-27	4-11-0
1960	Green Bay	W	23-10	7-5-0	1988	Minnesota	L	0-23	4-12-0
1961	Green Bay	L	9-17	8-5-1	1989	Cleveland	W	13-10	7-9-0
1962	Green Bay	W	26-14	11-3-0	1990	Denver	W	40-27	6-10-0
1963	Green Bay	T	13-13	5-8-1	1991	Chicago	W	16-6	12-4-0
1964	Chicago	L	24-27	7-5-2	1992	Houston	L	21-24	5-11-0
1965	Ballimore	T	24-24	6-7-1	1993	Chicago	L	6-10	10-6-0
1966	San Francisco	L	14-41	4-9-1	1994	Buffalo	W	35-21	9-7-0
1967	L.A. Rams	L	7-31	5-7-2	1995	Minnesota	W	44-38	10-6-0
					1996	Kansas City	L	24-28	5-11-0

Detroit Lions' Draft Since 1960

1960

1. ROBINSON, JOHN
HB, Louisiana State
2. RABB, WARREN
B, Louisiana State
3. SCHOLTZ, BOB
C, Notre Dame
4. ANDREOTTI, JIM
C, Northwestern
- 4B. BROWN, ROGER
T, Maryland State
(From Pittsburgh)
5. Choice to Green Bay
6. COGDAIL, GAIL
E, Washington State
7. NORTON, JIM
DB, Idaho
8. Choice to Washington
9. MESSNER, MAX
C-LB, Cincinnati
10. ALDERMAN, GRADY
T, Detroit
- 10B. O'BRIEN, JAMES
T, Boston College
(From Philadelphia)
11. AUCCERMAN, TED
DB, Indiana
12. ROSS, DAVE
E, Los Angeles State
13. TUNNEY, PETE
HB, Occidental
14. GLASGOW, JIM
T, Jacksonville State
15. HARPER, DARRELL
HB, Michigan
16. RASSO, STEVE
DB, Cincinnati
17. HUDSON, BOB
DE, Louisiana Tech
18. WALTON, FRANK
HB, John Carroll
19. PREBOLA, GENE
E, Boston U.
20. LOOK, DEAN
QB, Michigan State

1961

1. Choice to Cleveland
2. LaROSE, DAN
E, Missouri
3. MILLS, DICK
T, Pittsburgh
(From Pittsburgh)
- 3B. ANTWINE, HOUSTON
G, Southern Illinois
4. HARTLINE, RON
FB, Oklahoma
5. FAISON, EARL
E, Indiana
- 5B. PUCKET, RON
T, Los Angeles State
(From Philadelphia)
6. Choice to Cleveland
7. Choice to St. Louis
8. MUFF, LARRY
E, St. Benedict's
9. BROOKS, BOB
FB, Ohio U.
10. LINDEN, ERROL
E, Houston
11. VARGO JR., LARRY
E, Detroit (Future)
12. RODGERS, TOM
B, Kentucky
13. HODGE, PAUL
LB, Pittsburgh
14. BOWERS, CHARLEY
HB, Arizona State
15. LAUBER, MIKE
E, Wisconsin State
16. KRANTZ, GUS
T, Northern Michigan
17. GOODE, TOM
LB, Mississippi State
18. GREGOR, JOHN
T, Montana
19. VALESANO JR., GENE
B, Northern Michigan
20. LEWIS, TOM
B, Lake Forest

1962

1. HADL, JOHN
QB, Kansas
2. WILSON, EDDIE
QB, Arizona
3. THOMPSON, BOBBY
HB, Arizona
4. LOMAKOSKI, JOHN
T, Western Michigan
(From Pittsburgh)
- 4B. FERGUSON, LARRY
HB, Iowa (Future)
5. BIRDWELL, DAN
C, Houston
6. BUNDRU MIKE
T, Southern California
7. HALL, TOM
E, Minnesota
8. HOOPER, MURDOCK
T, Houston
- 8B. IMPERIALE, FRANK
G, Southern Illinois
(From Cleveland)
9. GRANT TODD
C, Michigan
10. ARCHER, JERRY
C, Pittsburgh State (Future)
11. ANDERSON, KARL
T, Bowling Green
12. SPRUTE, GAIL
C, Winona State
13. KNIGHT, SHERLOCK
T, Central State (Ohio)
14. DAVIDSON, JIM
B, Maryland
15. BROADBENT, DICK
E, Delaware
16. SESTAK, TOM
E, McNeese State
17. WICKLINE, RUCKER
C, Marshall
18. ZUGER, JOE
QB, Arizona State
19. BERNHARDT, JIM
T, Linfield
20. BROWN, BOB
E, Michigan (Future)

1963

1. SANDERS, DARYL
T, Ohio State
2. WILLIAMS, ROY
T, University of Pacific
3. Choice to Philadelphia
4. WALTON, CHUCK
G, Iowa State
5. Choice to Cleveland
6. KING, DON
HB, Syracuse
7. GAMBLE, JOHN
G, University of Pacific
8. GAUBATZ, DENNIS
LB, Louisiana State
9. DILL, KEN
B, Mississippi (Future)
10. RYDER, NICK
FB, Miami (Fla.)
11. KASSULKE, KARL
HB, Drake
12. JANIK, TOM
B, Texas A&I
13. CLARK, ERNIE
LB, Michigan State
14. O'BRIEN, BILL
T, Xavier
15. SIMON, JAMES
E, Miami (Fla.)
16. JOHNSON, CHARLIE
T, Villanova
17. FRANTZ, GENE
B, Brigham Young
18. GREER, ALBERT
E, Jackson State
19. REEBERG, LUCIAN
T, Hampton Institute
20. SCARBOROUGH, GORDON
B, East Texas St.
(Future)

1964

1. BEATHARD, PETE
QB, Southern California
2. SNORTON, MATT
E, Michigan State
3. PHILBIN, GERRY
T, Buffalo
- 3B. BATTEN, PAT
FB, Hardin Simmons
(From Philadelphia)
4. HILGENBERG, WALLY
G, Iowa
5. HELSON, JAMES
HB, Alabama
6. HILTON, JOHN
TE, Richmond (Future)
7. PARCELLS, BILL
T, Wichita
8. Choice to St. Louis
9. RASMUSSEN, WAYNE
OB, South Dakota State
10. HAND, LARRY
T, Appalachian State (Future)

- 10B. HOLTON, GLENN
HB, West Virginia
(From Baltimore)
11. HYNÉ, DON
T, Baldwin-Wallace
12. WELLS, WARREN
E, Texas Southern
13. MILLER, JOHN
DE, Idaho State
14. BICKLE, DOUG
DE-K, Hillsdale (Future)
15. LaLONDE, ROGER
DT, Muskingum
16. ROBINSON, ALLAN
HB, Brigham Young
17. PROVENZANO, JOE
T, Kansas State
18. LANGLEY, WILLIS
T, Louisiana State
19. ZELLMER, BRUCE
DB, Winona State
20. BARILA, STEVE
T, Wichita State

1965

1. NOWATZKE, TOM
FB, Indiana
2. RUSH, JERRY
T, Michigan State
3. BILETNIKOFF, FRED
FL, Florida State
4. Choice to Dallas
- 4B. MYERS, TOM
QB, Northwestern
(From Pittsburgh)
5. FLYNN, JOHN
E, Oklahoma
- 5B. VAUGHN, TOM
HB, Iowa State
(From New York Giants)
- 5C. FLANAGAN, ED
C, Purdue
(From Minnesota)
6. HAWKINS, EARL
HB-FB, Emory & Henry
(Future)
7. KOWALKOWSKI, BOB
G, Virginia (Future)
- 7B. KENT, GREG
T, Utah (Future)
(From Minnesota)
8. HARBIN, LARRY
B, Appalachian State
9. McLENNA, BRUCE
B, Hillsdale (Future)
10. PENNIE, FRANK
T, Florida
11. KEARNEY, JIM
DB, Prairie View
12. MOORE, JAMES
DE, North Texas State
13. JACOBSON, JACK
B, Oklahoma State
14. BROWN, LARRY
B, Oklahoma (Future)
15. DICKEY, WALLACE
E, Southwest Texas State
16. SMITH, JOHN
T, Maryland State
17. ODOM, SONNY
HB, Duke (Future)
18. SWEETAN, KARL
QB, Wake Forest

19. LOVE, PRESTON
FL, Nebraska
20. WILSON, GEORGE
QB, Xavier (Future)

1966

1. Choice to Green Bay
2. EDDY, NICK
HB, Notre Dame (Future)
3. MALINCHAK, BILL
E, Indiana
4. VAN HORN, DOUG
G, Ohio State
(From New York Giants)
- 4B. WALKER, WILLIE
FL, Tennessee A&I
5. CODY, BILL
LB, Auburn
(From Pittsburgh)
5. Choice to Cleveland
6. DE SUTTER, WAYNE
T, Western Illinois
(From Minnesota)
- 6B. Choice to Philadelphia
7. ROBINSON, JOHN
E, Tennessee A&I (Future)
8. PINCAVAGE, JOHN
HB, Virginia
9. CUNNINGHAM, DICK
G, Arkansas (Future)
10. YATES, BRUCE
T, Auburn
(From Minnesota)
- 10B. BRIGHAM, TOM
DE, Wisconsin
11. O'BILLOVICH, JACK
LB, Oregon State
12. WINKLER, RANDY
T, Tarleton State (Future)
13. MASELTER, BILL
T, Wisconsin
14. MOORE, DENIS
T, Southern Calif.
(Future)
15. SULLIVAN, BILL
DE, West Virginia
16. GENDRON, JERRY
E, Wisconsin-Eau Claire
17. DUNLAP, RALPH
DE, Baylor
18. JOHNSON, BILL
E, Livingston
19. BAIER, BOB
T, Simpson
20. SMITH, ALLEN
HB, Findlay (Future)

1967

1. FARR, MEL
HB, UCLA
2. BARNEY, LEM
DB, Jackson State
3. NAUMOFF, PAUL
LB, Tennessee
4. KAMANU, LEW
DE, Weber State
5. Choice to Philadelphia
6. JONES, TIM
QB, Weber State
- 6B. McCAMBRIDGE, JOHN
DE, Northwestern
(From Washington)
7. TUINSTRÁ, TED
T, Iowa State

8. Choice to St. Louis
9. WEGER, MIKE
DB, Bowling Green
10. HAYHOE, JERRY
G, Southern California
11. SHIRLEY, RAY
T, Arizona State
12. WATTS, ERIC
DB, San Jose State
13. WRIGHT, LAMAR
G, Georgia Tech
14. ROBINSON, CLEVELAND
DE, South Carolina State
15. BURKE, SAM
DB, Georgia Tech
16. ZAWADZKAS, JERRY
TE, Columbia
17. RAMSEY, KEN
DT, Northwestern

1968

1. LANDRY, GREG
QB, Massachusetts
- 1B. McCULLOCH, EARL
FL, Southern California
2. DePOYSTER, JERRY
K, Wyoming
3. Choice to San Francisco
- 3B. SANDERS, CHARLIE
TE, Minnesota
(From Cleveland through
Los Angeles)
4. MOONEY, ED
LB, Texas Tech
5. ODLE, PHIL
E, Brigham Young
6. SPITZER, MIKE
DE, San Jose State
7. Choice to New Orleans
8. MILLER, TERRY
LB, Illinois
9. BARTON, GREG
QB, Tulsa
10. LIGGINS, GRANVILLE
LB, Oklahoma
11. LITTLE, DWIGHT
G, Kentucky
12. CARUTHERS, ED
S, Arizona
13. BAILEY, CHUCK
T, Humboldt State
14. DAVIS, RICH
E, Upsala
15. OLIVER, JIM
RB, Colorado State
16. ROKITA, BOB
DE, Arizona State
17. Choice to Minnesota

1969

- Choice to Los Angeles
1. TAYLOR, ALTIE
RB, Utah State
- 2B. YARBOROUGH, JIM
TE, Florida
(From Los Angeles)
3. WALTON, LARRY
FL, Arizona State
(From New Orleans)
4. Choice to San Francisco
5. Choice to Minnesota through
Pittsburgh
6. Choice to Atlanta

7. Choice to Atlanta
CARR, JIM
T, Jackson State
9. RASLEY, ROCKY
G, Oregon State
10. BERGUM, BOB
DE, Wisconsin-Platteville
11. WALKER, RON
OE, Morris Brown
12. HADLOCK, BOB
DT, George Fox
13. WILSON, BOWIE
RB, Southern California
14. HOEY, GEORGE
FL, Michigan
15. GOUGH, FRED
IB, Texas-Arlington
16. SPAIN, KEN
DE, Houston
16. B.STAHL, JOHN
G, Fresno State
(From Minnesota)
17. STEELE, GARY
TE, Army

1970

1. OWENS, STEVE
RB, Oklahoma
2. PARSON, RAY
G, Minnesota
3. MITCHELL, JIM
DE, Virginia State
4. Choice to N.Y. Giants
5. PARKER, BOB
G, Memphis State
6. TERRY, TONY
DT, Southern California
7. GEDDES, KEN
LB, Nebraska
8. Choice to St.Louis
9. WEAVER, HERMAN
P, Tennessee
10. MAXWELL, BRUCE
RB, Arkansas
11. LAIRD, ROGER
DB, Kentucky State
12. MURRELL, EMANUEL
DB, Cal-Poly SLO
13. HAVERDICK, DAVE
DT, Morehead State
14. BROWN, CHARIE
WR, No. Arizona
15. HANEY, BOB
T, Idaho
16. TODD, JERRY
DB, Memphis State
17. MARSHALL, JESSE
DT, Centenary

1971

1. BELL, BOB
DT, Cincinnati
2. THOMPSON, DAVE
C G, Clemson
(From Philadelphia)
- 2B. WEAVER, CHARLIE
LB, Southern California
3. CLARK, AL
DB, Eastern Michigan
4. WOODS, LARRY
DT, Tennessee State
5. NEWELL, PETE
G, Michigan

6. HARRIS, FRANK
QB, Boston College
(From Los Angeles through
Philadelphia)
- 6B. FRANKLIN, HERMAN
WR, Southern California
7. WHELESS, BROWNIE
T, Rice
8. LEE, KEN
LB, Washington
9. ZOFKO, MICKY
RB, Auburn
10. Choice to Philadelphia
11. WEBB, PHIL
DB, Colorado State
12. PILCONIS, BILL
WR, Pittsburgh
13. ABERCROMBIE, DAVID
RB, Tulane
14. LORENZ, TOM
TE, Iowa State
15. COATES, ED
WR, Central Missouri
16. KUTCHINSKI, TOM
DB, Michigan State
17. JOLLY, GORDON
T, Utah

1972

1. ORVIS, HERB
DE, Colorado
2. Choice to Atlanta
3. SANDERS, KEN
DE, Howard Payne
(From Philadelphia)
- 3B. Choice to Philadelphia
4. Choice to Dallas
5. Choice to Los Angeles
6. POTTS, CHARLES
DB, Purdue
7. STODAMIRE, CHARLES
WR, Portland State
8. STUCKY, HENRY
DB, Missouri
9. McCLINTOCK, BILL
DB, Drake
10. TEAL, JIM
LB, Purdue
11. WALDRON, BOB
DT, Tulane
12. BRADLEY, PAUL
WR, Southern Methodist
13. KIRSCHNER, JOHN
TE, Memphis State
14. KELLY, ERIC
T, Whitworth
15. ROACH, STEVE
LB, Kansas
16. JENKINS, LEON
DB, West Virginia
17. TYLER, MIKE
DB, Rice

1974

1. O'NEIL, ED
LB, Penn State
(From New Orleans)
- 1B. Choice to New Orleans
2. HOWARD, BILLY
DT, Alcorn A&M
3. BUSSEY, DEXTER
RB, Texas-Arlington
4. Choice to St.Louis
5. CAPPIA, CARL
DB, Purdue
6. BURDEN, WILLIE
RB, North Carolina State
(From New Orleans)
- 6B. DAVIS, JIM
G, Alcorn A&M
7. HERRERA, EFRIN
K, UCLA
8. DENIMARCK, MIKE
LB, Emporia (Kan.)
9. Choice to Los Angeles
10. WOOLEY, DAVID
RB, Central State (Okla.)
11. BLAIR, T.C.
TE, Tulsa
12. WAKEFIELD, MARK
WR, Tampa
13. ROTHWELL, FRED
C, Kansas State
14. JONES, DAVID
DB, Howard Payne
15. WELLS, JOHN
G, Kansas State

1973

1. PRICE, ERNEST
DE, Texas A&I
2. CROSSWHITE, LEON
RB, Oklahoma
3. BRADY, JOHN
TE, Washington
(From Chicago)
- 3B. LASLAVIC, JIM
LB, Penn State

16. WILSON, MYRON
DB, Bowling Green
17. TEMPLE, COLLIS
DE, Louisiana State

1975

1. BODEN, LYNN
G. S. Dakota State
2. ENGLISH, DOUG
DT, Texas
3. Choice to New Orleans through
Minnesota
4. HERTWIG, CRAIG
T, Georgia
5. Choice to Cleveland
6. COOPER, FRED
DB, Purdue
(From New Orleans)
- 6B. KING, HORACE
RB, Georgia
(From New England)
- 6C. FRANKLIN, DENNIS
B-WR, Michigan
7. MURPHY, MIKE
WR, Drake
8. THOMPSON, LEN
RB, Oklahoma State
9. STRINKO, STEVE
LB, Michigan
10. BOYD, BRAD
TE, Louisiana State
11. MYERS, STEVE
G, Ohio State
12. ROUNDTREE, ANDRE
LB, Iowa State
13. SMITH, JIM
RB, North Carolina Central
14. McMILLAN, JIM
OB, Boise State
15. GREEN, RUDY
RB, Yale
16. CHAVES, LES
DB, Kansas State
17. LANCASTER, MARK
G, Tulsa

1976

1. HUNTER, JAMES
DB, Grambling
(From Chicago)
- 1B. GAINES, LAWRENCE
RB, Wyoming
2. LONG, KEN
G, Purdue
- 2B. HILL, DAVID
TE, Texas A&M
(From Washington through
San Diego)
3. BOLINGER, RUSS
T, Long Beach State
(From Chicago)
- 3B. WOODCOCK, JOHN
DT, Hawaii
4. Choice to Chicago through Miami
5. Choice to San Francisco
- 5B. SCAVELLA, STEADMAN
LB, Miami (From Miami)
6. Choice to New England
7. TEN NAPEL, GARTH
LB, Texas A&M
8. SORENSON, RICH
K, Chicago State
(From Philadelphia through New
England)

- 8B. BRASWELL, CHARLES
DB, West Virginia
9. JONES, LEANELL
TE, Long Beach State
10. BOWERMAN, BILL
DB, New Mexico State
11. SHUGRUE, GARY
DE LB, Villanova
12. McCABE, MIKE
C, South Carolina
13. JACOBS, MEL
WR KR, San Diego State
14. ELSTON, LEONARD
WR, Kentucky State
15. SMOCK, TRENT
WR, Indiana
16. McCURDY, CRAIG
LB, William & Mary
17. MEEKS, JIM
OB, Boise State

1977

1. Choice to Buffalo
2. WILLIAMS, WALT
OB, New Mexico State
3. KANE, RICK
RB, San Jose State
4. BLUE, LUTHER
WR, Iowa State
5. CROSBY, RON
LB, Penn State
(From Seattle)
- 5B. Choice to Pittsburgh
6. Choice to San Diego
- 6B. PINKEY, REGGIE
(From Minnesota through New
England)
7. BLACK, TIM
LB, Baylor
8. GRIFFIN, MARK
T, North Carolina
9. MATHIESON, STEVE
OB, Florida State
10. ANDERSON, GARY
G, Stanford
11. DAYKIN, TONY
LB, Georgia Tech
12. GREENWOOD, DAVE
G-C, Iowa State

1978

1. BRADLEY, LUTHER
DB, Notre Dame
2. BAKER, AL
DE, Colorado State
3. Choice to Cleveland
4. FIFER, WILLIAM
T, West Texas State
- 4B. ELIAS, HOMER
G, Tennessee State
(From Baltimore)
- 4C. TEARRY, LARRY
C, Wake Forest
(From Denver)
5. FOWLER, AMOS
G, Southern Mississippi
- 5B. GRAY, DAN
DE, Rutgers
(From San Diego)
6. HICKS, DWIGHT
DB, Michigan
- 6B. ARDIZZONE, TONY
G, Northwestern
(From San Diego)

- 6C. THOMPSON, JESSE
WR, California
(From Denver)
7. GIBSON, BRUCE
RB, Pacific
8. BREECH, JIM
K, California
9. Choice to San Francisco
10. ARRINGTON, FRED
LB, Purdue
11. MURRAY, RICHARD
DT, Oklahoma
12. PATTERSON, MARK
DB, Washington State

1979

1. DORNEY, KEITH
T, Penn State
2. FANTETTI, KEN
LB, Wyoming
3. ROBINSON, BO
RB, West Virginia
4. NORRIS, ULYSSES
TE, Georgia
(From Baltimore)
- 4B. BROOKS, JONATHAN
LB, Clemson
5. Choice to San Francisco
- 5B. BROWN, WALT
C, Pittsburgh
(From San Diego through
Baltimore)
6. Choice to Denver
7. Choice to Oakland through
Cleveland
8. Choice to New York Giants
- 8B. MOHRING, JOHN
LB, C. W. Post (From Seattle)
9. KOMLO, JEFF
OB, Delaware
10. Choice to Miami
11. Choice to New York Giants
11. COLE, EDDIE B.
LB, Mississippi
(From Dallas)
12. FORSTER, BOB
C G, Brown
12. B. SWEENEY, BRYAN
WR, Texas A&I
(From New England)

1980

1. SIMS, BILLY
RB, Oklahoma
2. Choice to Minnesota through San
Francisco
3. TURNURE, TOM
C, Washington
- 3B. FRIEDE, MIKE
WR, Indiana
(From Baltimore)
4. HIPPLE, ERIC
OB, Utah State
5. STREETER, MARK
DB, Arizona
- 5B. GINN, TOM
G, Arkansas
(From Kansas City)
6. DIETERICH, CHRIS
T, North Carolina State
7. MURRAY, EDDIE
K, Tulane
8. Choice to Baltimore
9. JETT, DeWAYNE
WR, Hawaii

- 9B. TUINEI, TOM
DT, Hawaii
(From San Francisco through
Kansas City)
10. HENDERSON, HENRY
DB, Utah State
11. SMITH, WAYNE
DB, Purdue
12. WILLIAMS, RAY
KR, Washington State

1981

1. NICHOLS, MARK
WR, San Jose State
2. GREEN, CURTIS
DE, Alabama State
3. GRECO, DON
G, Western Illinois
4. PORTER, TRACY
WR, Louisiana State
5. LEE, LARRY
G, UCLA
6. JOHNSON, SAM
OB, Maryland
7. SPIVEY, LEE
G-T, Southern Methodist
8. NIZIOLEK, BOB
TE, Colorado
9. JERNIGAN, HUGH
DB, Arkansas
- 9B. MARTIN, DAVID
DB, Villanova
10. CANNAVINO, ANDY
LB, Michigan
11. JACKSON, WILLIE
DB, Mississippi
12. Choice to Denver

1982

1. WILLIAMS, JIMMY
LB, Nebraska
2. WATKINS, BOBBY
CB, Southwest Texas State
3. DOIG, STEVE
LB, New Hampshire
4. McNORTON, BRUCE
CB, Georgetown (Ky.)
5. GRAHAM, WILLIAM
S, Texas
6. MACHUREK, MIKE
OB, Idaho State
7. BATES, PHIL
FB, Nebraska
(From Houston)
- 7B. SIMMONS, VICTOR
WR, Oregon State
8. MOSS, MARTIN
DT, UCLA
9. WAGONER, DAN
CB, Kansas
(From Oakland through
Los Angeles)
- 9B. Choice to Miami
10. BARNES, ROOSEVELT
LB, Purdue
11. LEE, EDWARD
WR, So. Carolina St.
12. PORTER, RICKY
RB, Slippery Rock
- 12 B. RUBICK, ROB
TE, Grand Valley State
(From San Diego)

1983

1. JONES, JAMES
FB, Florida
2. STRENGER, RICH
T, Michigan
3. COFER, MICHAEL
DE, Tennessee
4. CURLEY, AUGUST
LB, Southern California
5. JOHNSON, DEMETRIOUS
DB, Missouri
(From L.A. Rams)
- 5B. MOTT, STEVE
C, Alabama
6. BROWN, TODD
WR, Nebraska
7. BLACK, MIKE
P, Arizona State
8. STAPLETON, WILLIAM
DB, Washington
Choice used in '82 supplemental
draft of Kevin Robinson
- DB, North Carolina A&T
10. LAUBE, DAVE
G T, Penn State
11. TATE, BEN
FB, North Carolina
12. LANE, JIM
C, Idaho State

1984

1. LEWIS, DAVID
TE, California
2. MANDLEY, PETE
WR, Northern Arizona
3. WILLIAMS, ERIC
DT, Washington State
(From San Diego through
St. Louis)
- 3B. ANDERSON, ERNEST
RB, Oklahoma
- 3C. BAACK, STEVE
DE, Oregon
(From L.A. Rams)
4. D'ADDIO, DAVE
RB, Maryland
5. Choice to L.A. Rams
6. WITKOWSKI, JOHN
OB, Columbia
7. CARTER, JIMMIE
LB, New Mexico (From Colts)
- 7B. ATKINS, RENWICK
T, Kansas
8. JONES, DAVID
C, Texas
9. HOLLINS, RICH
WR, West Virginia
10. FRIZZELL, WILLIAM
DB, North Carolina Central
(From Colts)
- 10 THAXTON, JAMES B.
DB, Louisiana Tech
11. SAXON, MIKE
P, San Diego State
12. STRENO, GLENN
C, Tennessee

1985

1. BROWN, LOMAS
T, Florida
2. GLOVER, KEVIN
C G, Maryland
3. JOHNSON, JAMES
LB, San Diego State

4. HANCOCK, KEVIN
LB, Baylor
5. McINTOSH, JOE
RB, North Carolina State
6. SHORT, STAN
G, Penn State
7. STATEN, TONY
CB, Angelo State
8. CALDWELL, SCOTTY
RB, Texas Arlington
9. JAMES, JUNE
LB, Texas
10. BEAUFORD, CLAYTON
WR, Auburn
11. HARRIS, KEVIN
S, Georgia
12. WEAVER, MIKE
G, Georgia

1986

1. LONG, CHUCK
QB, Iowa
2. JAMES, GARRY
RB, Louisiana State
3. MLINICHIK, JOE
T, North Carolina State
4. MITCHELL, DEVON
S, Iowa
5. SMITH, OSCAR
RB, Nichols State
- 5B. GRIFFIN, ALLYN
WR, Wyoming
9. PICKENS, LYLE
CB, Colorado
10. JOHNSON, TRACY
LB, Morningside
11. MELVIN, LELAND
WR, Richmond
12. DURDEN, ALLAN
S, Arizona

1987

1. ROGERS, REGGIE
DE, Washington
Choice to Houston
2. BALL, JERRY
NT, Southern Methodist
4. RIVERS, GARLAND
S, Michigan
Choice to Seattle
6. LOCKETT, DANNY
LB, Arizona
7. SALEAUMUA, DAN
NT, Arizona State
- 7B. GIBSON, DENNIS
LB, Iowa State
9. CALHOUN, RICK
RB, Cal State-Fullerton
10. BROWN, RAY
WR, South California
11. SIVERLING, BRIAN
TE, Penn State
12. LEE, GARRY
WR, Georgia Tech

1988

1. BLADES, BENNIE
DB, Miami
- 2A. SPIELMAN, CHRIS
LB, Ohio State
- 2B. CARTER, PAT
TE, Florida State
3. ROUNDTREE, RAY
WR, Penn State

4. WHITE, WILLIAM
CB, Ohio State
5. ANDOLSEK, ERIC
G, Louisiana State
6. PAINTER, CARL
RB, Hampton Inst.
7. JAMES, JEFF
WR, Stanford
8. HADD, GARY
DT/NG Minnesota
- 9A. CORRINGTON, KIP
FS, Texas A&M
- 9B. IRVIN, TODD
T, Mississippi
10. CRAIG, PACO
WR, UCLA
11. MCCOIN, DANNY
QB, Cincinnati

1989

1. SANDERS, BARRY
RB, Oklahoma State
2. FORD, JOHN
WR, Virginia
3. UTLEY, MIKE
OG-T, Washington State
4. CROCKETT, RAY
DB, Baylor
5. PETE, LAWRENCE
DT, Nebraska
B. (From Philadelphia)
6. PEETE, RODNEY
QB, Southern California
7. WOODS, JERRY
DB, Northern Michigan
8. PARKER, CHRIS
DT, West Virginia
9. MACCREADY, DEREK
DE, Ohio State
10. PHILLIPS, JASON
WR, Houston
11. KARPINSKI, KEITH
LB, Penn State
12. CRIBBS, JAMES
DE, Memphis State

1990

1. WARE, ANDRE
DB, Houston
2. OWENS, DAN
DE, Southern California
3. SPINDER, MARC
DE, Pittsburgh
- 4A. HINCKLEY, ROB
LB, Stanford
- 4B. OLDHAM, CHRIS
CB, Oregon
5. CAMPBELL, JEFF
WR, Colorado
6. HENRY, MAURICE
RB, Kansas State
7. HAYWORTH, TRACY
LB, Tennessee
- 8A. GREEN, WILLIE
WR, Mississippi
- 8B. FORTIN, ROMAN
T, San Diego State
9. LINN, JACK
T, West Virginia

10. MILLER, BILL
WR, Illinois State
11. WARNSLEY, REGINALD
RB, Southern Mississippi
12. CLAIBORNE, ROBERT
WR, San Diego State

1991

1. MOORE, HERMAN
WR, Virginia
Choice to Dallas
2. BARRETT, REGGIE
WR, Texas-EI Paso
3. SCOTT, KEVIN
DB, Stanford
4. CONOVER, SCOTT
G, Purdue
5. ANDREWS, RICH
PK, Florida State
6. THOMAS, FRANKLIN
TE, Grambling
7. JACKSON, CEDRIC
FB, Texas Christian
8. MILBURN, DARRYL
DE, Grambling
9. Choice to Atlanta
10. WATKINS, SLIP
WR, Louisiana State
11. ALEXANDER, ZENO
LB, Arizona

1992

1. PORCHER, ROBERT
DL, South Carolina St.
- 2A. SCROGGINS, TRACY
OLB, Tulsa
- 2B. HANSON, JASON
PK/P, Washington State
3. McLEMORE, THOMAS
TE, Southern University
4. Choice to Dallas
5. Choice to New Orleans
6. THARPE, LARRY
OT, Tennessee State
7. Choice to New England
8. CLAY, WILLIE
CB, Georgia Tech
9. Choice to Dallas
10. Choice to New England
11. TILLISON, ED
FB, NW Missouri St.
12. Choice to New England

1993

1. Choice to New Orleans
2. McNEIL, RYAN
CB, Miami
- 3A. LONDON, ANTONIO
LB, Alabama
- 3B. COMPTON, MIKE
C, West Virginia
4. Choice to New Orleans
5. Choice to N.Y. Jets
6. JEFFRIES, GREG
CB, Virginia
7. HALLOCK, TY
LB, Michigan State
8. MINIFIELD, KEVIN
CB, Arizona State

1994

1. MORTON, JOHNNIE
WR, Southern California
2. MALONE, VAN
S, Texas
3. BONHAM, SHANE
DL, Tennessee
4. BRYANT, VAUGHN
CB, Stanford
5. SEMPLE, TONY
OG, Memphis State
6. BORGELLA, JOCELYN
CB, Cincinnati
7. BEER, TOM
LB, Wayne State

1995

1. ELLIS, LUTHER
DE, Utah
2. Choice to San Diego
3. SLOAN, DAVID
TE, New Mexico
4. Choice to St. Louis
- 5A. BOYD, STEPHEN
LB, Boston College
- 5B. McCORVEY, KEZ
WR, Florida State
- 5C. CHERRY, RONALD
T, McNeese State
- 6A. HICKMAN, KEVIN
TE, Navy
- 6B. SCHLESINGER, CORY
FB, Nebraska
7. HEMPSTEAD, HESSLEY
G, Kansas

1996

- 1A. BROWN, REGGIE
LB, Texas A&M
- 1B. HARTINGS, JEFF
G, Penn State
2. Choice to Denver
3. STEWART, RYAN
S, Georgia Tech
4. FORD, BRAD
CB, Alabama
5. WALDROUP, KERWIN
DL, Central State (Ohio)
6. Choice to New England
7. Choice to Denver

1997

1. WESTBROOK, BRYANT
CB, Texas
- 2A. ROQUE, JUAN
T, Arizona State
- 2B. ABRAMS, KEVIN
CB, Syracuse
4. RUSSELL, MATT
LB, Colorado
- 5A. CHRYPLEWICZ, PETE
TE, Notre Dame
- 5B. ASHMAN, DUANE
DE, Virginia
6. RAMIREZ, TONY
T, Northern Colorado
- 7A. BATTLE, TERRY
RB, Arizona State
- 7B. HARRIS, MARCUS
WR, Wyoming
- 7C. JORDAN, RICHARD
LB, Missouri Southern

Lions' Trades Since 1980

- Apr. 8, 1980** Lions acquired the 8th round pick traded to Denver in the Mike Montler trade in exchange for Detroit's 12th round pick in the 1981 draft and past considerations from the Montler trade.
- Apr. 10, 1980** Lions traded C **LARRY TEARRY** to Kansas City for the Chiefs' 5th round pick and a 9th round pick, from San Francisco through Kansas City, in the 1980 draft.
- Apr. 24, 1980** Lions acquired LB **STAN WHITE** from Baltimore in exchange for Detroit's 8th round pick in the 1980 draft.
- July 24, 1980** Lions traded LB **ED O'NEIL** to New England for the Patriots' 9th round pick in the 1981 draft.
- Aug. 12, 1981** Lions traded T **BILL SEARCEY** to Miami for the Dolphins' 12th round pick in the 1982 draft.
- Aug. 18, 1981** Lions acquired LB **STEVE TOWLE** from Miami in exchange for Detroit's 9th round pick in the 1982 draft.
- Aug. 19, 1981** Lions traded T **LEE SPIVEY** to Washington for the Redskins' 12th round pick in the 1982 draft.
- Apr. 26, 1983** Lions traded G **RUSS BOLINGER** to the Los Angeles Rams for the Rams' 5th round pick in the 1983 draft.
- Apr. 26, 1983** Lions acquired DT **MIKE FANNING** from the Los Angeles Rams in exchange for Detroit's 5th round pick in 1984.
- July 21, 1983** Lions traded DE **AL BAKER** to St. Louis for the Cardinals' 3rd and 8th round picks in the 1984 draft.
- July 29, 1983** Lions traded T **KARL BALDISCHWILER** to Baltimore for the Colts' 7th round pick in the 1984 draft.
- Aug. 24, 1983** Lions traded TE **DAVID HILL** to the Los Angeles Rams for the Rams' 3rd round pick in the 1984 draft.
- Aug. 29, 1983** Lions traded WR **TRACY PORTER** to Baltimore for the Colts' 11th round pick in the 1984 draft.
- Aug. 27, 1984** Lions acquired LB **ANGELO KING** from Dallas in exchange for Detroit's 6th round pick in the 1986 draft.
- May 1, 1985** Lions traded QB **GARY DANIELSON** to Cleveland for the Browns 3rd round pick in 1986.
- May 3, 1985** Lions acquired QB **JOE FERGUSON** from the Buffalo Bills in exchange for Detroit's 7th round pick in 1986.
- July 25, 1985** Lions traded WR **ROBBIE MARTIN** to Indianapolis for RB **ALVIN MOORE**.
- Aug. 21, 1985** Lions traded LB **GARY COBB** to Philadelphia for RB **WILBERT MONTGOMERY**.
- Sept. 1, 1986** Lions acquired LB **SHELTON ROBINSON** from Seattle in exchange for Detroit's 5th round pick in the 1987 draft.
- Sept. 22, 1986** Lions acquired T **HARVEY SALEM** from Houston in exchange for Detroit's 2nd round pick in the 1987 draft.
- Nov. 10, 1987** Lions traded TE **JIMMIE GILES** to Philadelphia for the Eagles' 9th round pick in the 1988 draft.
- Sept. 1 1987** Lions acquired TE **DEREK RAMSEY** from Indianapolis in exchange for Detroit's 12th round pick in the 1988 draft.

- May 2, 1990** Lions traded QB **CHUCK LONG** to the Los Angeles Rams for the Rams' 3rd round pick in the 1991 draft.
- Aug. 20, 1990** Lions acquired RB **GREG PATERRA** from Atlanta for Detroit's 10th round pick in the 1991 draft.
- Aug. 26, 1990** Lions traded WR **JOHN FORD** to Seattle for an undisclosed conditional draft pick.
- Sept. 13, 1990** Lions traded DE **ERIC WILLIAMS** to Washington for RB **JAMES WILDER**.
- Apr. 21, 1991** Lions acquired DE **KELVIN PRITCHETT** from Dallas in exchange for Detroit's 2nd, 3rd and 4th round picks in the 1991 draft.
- Aug. 22, 1991** Lions acquired WR **BRETT PERRIMAN** from New Orleans in exchange for Detroit's 5th round pick in the 1992 draft.
- Oct. 8, 1991** Lions traded T **HARVEY SALEM** to Denver for the Broncos 3rd round pick in 1992.
- Apr. 26, 1992** Lions acquired Dallas' 2nd round pick in the 1992 draft in exchange for Detroit's 3rd, 4th and 9th round picks in the 1992 draft.
- Apr. 27, 1992** Lions acquired New England's 6th round pick in the 1992 draft in exchange for Detroit's 6th, 7th, 10th and 12th round picks in the 1992 draft.
- Apr. 23, 1993** Lions traded NT **JERRY BALL** to Cleveland for the Browns' 3rd round pick in the 1993 draft.
- Apr. 25, 1993** Lions acquired LB **PAT SWILLING** from New Orleans in exchange for the Lions' 1st and 4th round picks in the 1993 draft.
- Apr. 25, 1993** Lions acquired the New York Jets' 2nd round pick in the 1993 draft in exchange for Detroit's 2nd and 5th round picks in the 1993 draft.
- Apr. 27, 1994** Lions traded WR **REGGIE BARRETT** to Seattle for the Seahawks 5th round pick in the 1995 draft.
- July 12, 1994** Lions traded S **WILLIAM WHITE** to the Kansas City Chiefs for an undisclosed, conditional draft pick.
- March 2, 1995** Lions acquired P **HAROLD ALEXANDER** from the Atlanta Falcons in exchange for an undisclosed, conditional draft pick.
- April 17, 1995** Lions traded RB **DERRICK MOORE** to the San Francisco 49ers for the 49ers 5th round pick in the 1995 draft.
- April 22, 1995** Lions acquired San Diego's 1st round pick in the 1996 draft in exchange for Detroit's 2nd round pick in the 1995 draft.
- April 22, 1995** Lions acquired St. Louis' 3rd round pick in the 1995 draft in exchange for Detroit's 3rd & 4th round picks in the 1995 draft.
- May 30, 1995** Lions acquired CB **COREY RAYMOND** from Jacksonville in exchange for LB **TY HALLOCK**.
- April 12, 1996** Lions acquired RB/KR **GLYN MILBURN** from Denver in exchange for two undisclosed draft picks.
- April 20, 1996** Lions acquired Seattle's first round pick in the 1996 draft in exchange for Detroit's first and third round picks in the 1996 draft.
- April 20, 1996** Lions acquired New England's third round pick in the 1996 draft in exchange for Detroit's third, fourth and sixth round picks in the 1996 draft.
- April 19, 1997** Lions acquired Dallas' second round pick in the 1997 draft in exchange for Detroit's third and fourth round picks in the 1997 draft.

Detroit's All-Time Player Roster

Includes All Lions Who Have Played in at Least One Regular Season Game

A

Adams, Abraham, E, Indiana 1949
 Adams, Ernie, LB, Illinois 1987
 Ahrens, Dave, LB, Wisconsin 1988
 Aiello, Anthony, B, Youngstown 1944
 Alderman, Grady, G, Detroit 1960
 Alexander, Bruce, CB, Stephen F. Austin 1989-91
 Alford, Mike, C, Auburn 1966
 Allen, Jimmy, DB, UCLA 1978-81
 Allen, Nate, DB, Texas Southern 1979
 Allerman, Kurt, LB, Penn State 1985
 Andersen, Stanley, E, Stanford 1941
 Anderson, Gary, RB, Arkansas 1993
 Anderson, Gary, G, Stanford 1977-78
 *Andolsek, Eric, G, LSU 1988-91
 Ane, Charles, T, USC 1953-59
 Arena, Anthony, C, Mich. St. 1942-46
 Arnold, Jim, P, Vanderbilt 1986-93
 Ashcom, Richard, T, Oregon 1943
 Atkins, George, G, Auburn 1955
 Atty, Alexander, G, West Virginia 1941
 Austin, James, E, St. Mary's 1939

B

Baack, Steve, DE, Oregon 1984
 Bailey, Byron, B, Wash. St. 1953-54
 Baker, Al, DE, Colorado St. 1978-82
 Baker, John, DE, N. Car. Coll. 1968
 Baldischwiler, Karl, T, Oklahoma 1978-82
 Ball, Jerry, NT, SMU 1987-92
 Ball, Larry, LB, Louisville 1975
 Banas, Stephen, B, Notre Dame 1935
 Banjavic, Emil, B, Arizona 1942
 Banonis, Vincent, C, Detroit 1951-53
 Barle, Louis, B, Duluth 1938
 Barnes, Al, WR, New Mexico St. 1971-73
 Barnes, Roosevelt, LB, Purdue 1982
 Barney, Lem, DB, Jackson St. 1967-77
 Barr, Terry, B, Michigan 1957-65
 Barrett, Reggie, WR, UTEP 1991-93
 Barrows, Scott G-C-T, West Virginia 1986-88
 Barton, Greg, QB, Tulsa 1969
 Bass, Mike, DB, Michigan 1967
 *Batinsky, Stanley, G, Temple 1941-47
 Batten, Pat, FB, Hardin-Simmons 1964
 Baumgartner, Maxie, E, Texas 1948

Beaty, Doug, RB, Appalachian St. 1988
 Beemer, Bob, DE, Toledo 1987
 Beer, Tom, LB, Wayne State 1994
 *Behan, Charles, E, DeKalb 1942
 Belichick, Stephen, B, W. Reserve 1941
 Bell, Anthony, LB, Michigan St. 1991
 Bell, Bob, DT, Cincinnati 1971-73
 Benson, Charles, DE, Baylor 1987
 *Bernard, Charles, C, Michigan 1934
 Bernard, Karl, RB, S.W. Louisiana 1987-88
 Berrang, Edward, E, Villanova 1951
 *Berry, Connie M., E, N. Car. St. 1939
 *Bingaman, Lester, G, Illinois 1948-54
 Black, Mike, P, Arizona State 1983-87
 Blades, Bennie, DB, Miami 1988-96
 Blair, T.C., TE, Tulsa 1974
 Bland, Carl, WR, Va. Union 1984-88
 Blessing, Paul, E, Nebr. St. Tchrs. 1944
 Blue, Luther, WR, Iowa State 1977-79
 Boadway, Steve, LB, Arizona 1987
 Boden, Lynn, T, S. Dakota St. 1975-78
 *Bodenger, Maurice, G, Tulane 1934
 Bolinger, Russ, G, Long Beach St. 1976-82
 Bolton, Andy, RB, Fisk 1976-78
 Bonham, Shane, DE, Tennessee 1994
 Booth, Richard, B, W. Reserve 1941, 45
 Borgella, Jocelyn, CB, Cincinnati 1994-96
 Bostic, John, DB, Bethune-Cookman 1985-87
 Bouwens, Shawn, G, Nebraska-Wesleyan 1991-94
 Bowman, William, B, Wm. & Mary 1954, 56
 *Box, Cloyce, E, W. Texas St. 1949-50, 52-54
 Boyd Thomas, LB, Alabama 1987
 Boyd, Stephen, LB, Boston College 1995-
 Bradley, Danny, WR, Nebraska 1987
 Bradley, Luther, DB, Notre Dame 1978-81
 Bradshaw, Charlie, T, Baylor 1967-68
 Bretschneider, Carl, LB, Iowa St. 1960-63
 Briggs, Paul, T, Colorado 1948
 Brill, Howar, B, Wichita 1939
 Brim, Michael, CB, Va. Union 1989
 Briscoe, Marlin, WR, Neb-Omaha

1975-76
 Britt, Maurice, E, Arkansas 1941
 Brock, Lou, DB, Southern Cal. 1988
 Brock, Willie, C, Colorado 1978
 Brooks, Jon, LB, Clemson 1979
 Brooks, Kevin, DE, Michigan 1989-90
 Brooks, Michael, LB, LSU
 Brooks, Steve, TE, Occidental, 1996
 Brown, Arnold, DB, N. Carolina Central 1985-86
 Brown, Charlie, WR, N. Arizona 1970
 Brown, Howard, G, Indiana 1948-50
 Brown, Lomas, T, Florida 1985-95
 Brown, Mark, LB, Purdue 1989-91
 Brown, Marvin, B, E. Texas St. 1957
 Brown, Reggie, LB, Texas A&M 1996-
 Brown, Roger, T, Maryland St. 1960-66
 Brumley, Robert, B, Rice 1945
 Bulger, Chester, T, Auburn 1950
 Bunda, Mike, T, USC 1962-63
 Bunz, Dan, LB, Cal State-Long Beach 1985
 Burns, Mike, DB, USC 1978
 Burton, Leonard, C, S. Carolina 1992-94
 Busich, Samuel, E, Ohio 1943
 Bussey, Dexter, RB, Texas Arlington 1974-84
 Butcher, Paul, LB, Wayne St. 1986-88

C

Caddel, Ernie, B, Stanford 1934-38
 Cain, James, E, Alabama 1950-55
 Cain, Pat, C-G, Wichita State 1987
 *Callahan, J.R., B, Texas 1946
 Callihan, William, B, Nebraska 1940-45
 Callicutt, Ken, RB, Clemson 1978-82
 Calvelli, Anthony, C, Stanford 1939-40
 Campbell, Jeff, WR, Colo. 1990-93
 Campbell, Mike, RB, Lenoir Rhyne 1968
 Campbell, Stanley, G, Iowa St. 1952, 55-58
 Cappelman, Bill, QB, Florida St. 1973
 Capria, Carl, DB, Purdue 1974
 Cardwell, Lloyd, B, Nebraska 1937-43
 Carpenter, Lewis, B, Arkansas 1953-55
 Carr, Carl, LB, North Carolina 1987
 Carrington, Darren, CB, Northern Arizona 1990
 Carter, Anthony, WR, Michigan 1994-95
 Carter, Pat, TE, Florida State 1988

Cassady, Howard, B, Ohio St. 1956-61,63
*Caston, Toby, LB, LSU 1989-93
Caver, James, WR, Missouri 1983
Cesare, Billy, DB, Miami 1982
Chadwick, Jeff, WR, Grand Valley St. 1983-88
Chandler, Karl, C, Princeton 1978
Chantiles, Thomas, T, USC 1942
Chapman, Clarence, DB, Eastern Michigan 1985
Chase, Benjamin, G, Navy 1947
Cherry, Raphael, DB, Hawaii 1987-88
Christensen, Frank, Utah 1934-37
*Christensen, George, T, Oregon 1934-38
Christiansen, Jack, B, Colorado A&M 1951-58
Cifelli, August, T, Notre Dame 1951-53
Cifers, Robert, B, Tennessee 1944-46
Clark, Al, DB, Eastern Michigan 1971
Clark, Dexter, DB, Toledo 1987
*Clark, Earl 'Dutch', B, Colorado 1934-38
Clark, Ernie, LB, Mich. St. 1963-67
Clark, Jessie, RB, Arkansas 1988
Clark, Robert, WR, N. Carolina Central 1989-91
Clark, Wayne, E, Utah 1944-45
Clay, Willie, DB, Georgia Tech 1992-95
*Clemons, Raymond, G, Cen. Okla. St. 1939
Cline, Jackie, DE, Alabama 1990
Cline, Ollie, B, Ohio St. 1950-53
Clowes, John, T, Wm. & Mary 1951
Cobb, Garry, LB, USC 1979-84
Cody, Bill, LB, Auburn 1966
Cofer, Michael, DE-LB, Tennessee 1983-92
Cogdill, Gail, E, Wash. St. 1960-68
Cole, Eddie, LB, Mississippi 1979-80
Colella, Thomas, B, Canisius 1941-43
Colon, Harry, DB, Missouri 1992-94
Compton, Dick, B, McMurry 1962-64
Compton, Mike, G, West Virginia 1993-
Concannon, Jack, QB, Boston Col. 1975
Conlee, Gerald, C, St. Mary's 1943
Conover, Scott, T, Purdue 1991-
Cook, Gene, E, Toledo 1959
Cook, Ted, E, Alabama 1974
Cooke, Bill, DT, Massachusetts 1978
*Cooper, Harold, B, Detroit 1937
Corgan, Michael, B, Notre Dame 1943
Cotton, Craig, TE, Youngstown 1969-72
Contrell, Bill, T, Delaware Valley 1967-70
Crabtree, Clement, T, Wake Forest 1940-41
Craig, Paco, WR, UCLA 1988

Creekmur, Louis, T, Wm. & Mary 1950-59
Cremer, Theodore, E, Auburn 1946-48
Cribbs, James, Memphis State 1989
Crockett, Ray, CB, Baylor 1989-93
Croft, Don, DT, UTEP 1976
Cronin, Gene, G, Coll. of Pacific 1956-59
Crosby, Ron, LB, Penn State 1977
Crosswhite, Leon, RB, Oklahoma, 1973-74
Culp, Curley, DT, Arizona St. 1980-81
Curley, August, LB, USC 1983-86

D

D'Addio, Dave, FB, Maryland 1984
D'Alonzo, Peter, B, Villanova 1951-52
Dallafior, Ken, G, Minnesota 1989-92
Danielson, Gary, QB, Purdue 1976-84
Darby, Byron, USC 1989
David, James, B, Colorado A&M 1952-59
Davis, Ben, DB, DePance 1974-76
Davis, Glenn, E, Ohio State 1960-61
Davis, Jerome, NT, Ball State 1987
Davis, Mill, HB, UCLA 1956
Dawley, Frederick, B, Michigan 1944
Dawson, Mike, DT, Arizona 1983
Daykin, Tony, LB, Ga. Tech 1977-78
DeCorrevont, William, B, Northwestern 1946
DeFruiter, Robert, B, Nebraska 1947
Delaney, Jeff, DB, Pittsburgh 1981
*DeMarco, Mario, G, Miami 1949
Dennis, Guy, G, Florida 1973-75
DePoyster, Jerry, K, Wyoming 1968
Derby, John, LB, Iowa 1992
DeShane, Charles, B, Alabama 1945-49
Dibble, Dorne, E, Mich. St. 1951,53-57
Dickel, Dan, LB, Iowa 1978
*Diehl, David, E, Michigan St. 1939-40,44-45
Dieterich, Chris, T, N. Carolina St. 1980-86
Diorio, Jerry, TE, Michigan 1987
Dodge, Kirk, LB, UNLV 1984-85
Doig, Steve, LB, New Hampshire 1984-85
Doll, Donald, B, USC 1949-52
Dollinger, Tony, FB, Evangel 1987
*Doran, James, E, Iowa State 1951-59
*D'Orazio, Joseph, T, Ithaca 1944
Dorney, Keith, T-G, Penn St. 1979-87
Dove, Robert, E-G, Notre Dame 1952-54
Dozier, D.J., RB, Penn State 1991
Dronett, Shane, DE, Texas 1996
Dublinski, Thomas, QB, Utah 1952-54

Dubzinski, Walter, G, Boston College 1941
Dubish, Andrew, C, Georgia 1948
Duckens, Mark, DE, Arizona St. 1990
Dudley, William, B, Virginia 1947-49
Dugger, John, E, Ohio State 1947-48
Duncan, James, E, Wake Forest 1950
Duncan, Rick, P, E. Montana St. 1969
Dunlap, Leonard, DB, N. Texas St. 1975

E

Earon, Blaine, E, Duke 1952-53
*Ebbing, Harry, E, St. Mary's 1934-37
Eddy, Nick, RB, Notre Dame 1968-72
Edwards, Stan, FB, Michigan 1987
Ehrmann, Joe, DT, Syracuse 1981-82
Eiden, Edmund, B, Scranton 1944
Elam, Cleveland, DT, Tenn. St. 1979
Elder, Donnie, DB, Memphis St. 1986
Elias, Homer, G, Tenn. St. 1978-84
Ellerson, Gary, RB, Wisconsin 1987
Ellis, Ken, DB, Southern 1979
*Ellis, Lawrence, B, Syracuse, 1948
Ellis, Luther, DE, Utah 1995-
Emerick, Robert, T, Miami (O.) 1934
Emerson, Gover, Texas 1934-37
Engelbreitson, Paul, T, N'western 1934
English, Doug, DT-NT, Texas 1975-79,81-85
Enke, Fred, QB, Arizona 1948-51
Erleben, Russell, P, Texas 1987
Evans, Leon, DE, Miami 1985-87
Evans, Murray, B, Hardin-Simmons 1942-43
Evey, Dick, DT, Tennessee 1971

F

Fanning, Mike, DT, Notre Dame 1983
Fantetti, Ken, LB, Wyoming 1979-85
Farkas, Andrew, B, Detroit 1945
Farmer, George, WR, UCLA 1975
Farr, Mel, RB, UCLA 1967-73
Farr, Mike, WR, UCLA 1990-92
Farr, Miller, DB, Wichita 1973
Federico, Creig, DB, Illinois St. 1987
*Feldhaus, William, T, Cincinnati 1937-40
Felton, Joe, G, Albion, 1987
Felts, Bob, HB, Florida A&M 1965-67
*Fena, Thomas, G, Colorado 1937
Fennebcock, Charles, B, UCLA 1943-45
Ferguson, Joe, QB, Arkansas 1985-87
Ferguson, Keith, DE, Ohio St 1985-91
Fichman, Leon, T, Alabama 1946-47
Fields, Anthony, DB, E. Mich. 1987
Fields, Edgar, DT, Texas A&M 1981
Fifer, William, T, West Texas St. 1978
Fisk, William, E, USC 1940-43
Flanagan, Ed, C, Purdue 1965-74

- Flanagan, Richard, LB, Ohio St. 1950-52
 Folmer, Brendon, Claifornia (PA) 1987
 Ford, Brad, CB, Alabama 1996
 Ford, Darryl, LB, New Mex St 1992-93
 Ford, John, WR, Virginia, 1989
 Forte, Aldo, G, Montana 1946
 Fortin, Roman, T, San Diego St. 1991
 Fowler, Amos, C, S, Mississippi 1978-84
 Fralic, Bill, G, Pittsburgh 1993
 Franklin, Dennis, Michigan 1975-76
 Franks, Dennis, C, Michigan 1979
 Freitas, Rockne, T, Oregon State 1968-77
 French, Barry, G, Purdue 1951
 Friede, Mike, WR, Indiana 1980
 Frizzell, William, DB, N. Carolina Central 1984-85
 Frohbose, Bill, DB, Miami (Fla.) 1974
 Frutig, Edward, E, Michigan 1945-46
 Fucci, Dominic, B, Kentucky 1955
 Furness, Steve, DT, Rhode Is. 1981
 Furst, Anthony, T, Dayton 1940-41, 44
- G**
 Gagliano, Robert, QB, Utah State 1989-90
 Gagnon, Roy, G, Oregon 1935
 Gaines, Lawrence, FB, Wyoming 1976-79
 Gallagher, Dave, DT, Mich. 1978-79
 Gallagher, Frank, G, N. Carolina 1967-72
 Galloway, Duane, DB, Arizona State 1985-87
 Gambol, Chris, T, Iowa 1989
 Gambrell, Bill, E, South Carolina 1968
 Gandee, Sherwin, E, Ohio St. 1952-57
 Gatski, Frank, C, Marshall 1957
 Gaubatz, Dennis, LB, LSU 1963-64
 Gay, William, DE, USC 1978-87
 *Gedman, Gene, B, Indiana 1953, 56-58
 Gelle, Chris, C, Eastern Illinois 1987
 George, Ray, T, USC 1939
 Geremsky, Thad, E, Pittsburgh 1951
 Germany, Willie, DB, Morgan St. 1973
 Gibbons, James, E, Iowa 1958-68
 Gibbs, Sonny, QB, TCU 1964
 Gibson, Dennis, LB, Iowa St. 1987-93
 Giles, Jimmie, TE, Alcorn State 1986
 Gill, Sloko, G, Youngstown 1942
 Gillette, Jim, B, Virginia 1948
 Gilmer, Harry, QB, Alabama 1955-56
 Ginn, Tommie, G, Arkansas 1980-81
 Gipson, Paul, RB, Houston 1971
 *Girard, Earl, B, Wisconsin 1952-56
 Glass, William, DE, Baylor 1958-61
 Glover, Kevin, C-G, Maryland 1985-
 Golich, Dan, DE, California 1969-70
 Goldman, Samuel, E, Howard 1949
 Golsteyn, Jerry, QB, N. Illinois 1979
 Gonzaga, John, T, (No Coll.) 1961-65
 Goodman, Henry, T, W. Virginia 1942
 Goovert, Ron, LB, MSU 1967
 Gordon, John, DT, Hawaii 1972
 Gordy, John, G, Tenn. 1957, 59-67
 Gore, Gordon, B, Okla. S.W. Tchrs. 1939
 Graham, Kent, QB, Ohio State 1995
 *Graham, Lester, G, Tulsa 1938
 Graham, William, DB, Texas 1982-87
 Gray, Dan, DE, Rutgers 1978-79
 Gray, Hector, DB, Florida St. 1981-83
 Gray, Mel, WR-KR, Purdue 1989-94
 Greco, Don, G, W. Illinois 1982-85
 Green, Curtis, DE-NT, Alabama St. 1981-89
 Green, Donnie, T, Purdue 1978
 Green, Willie, WR, Mississippi 1991-93
 Greens, John, E, Michigan 1944-50
 Greer, Albert, E, Jackson State 1963
 Greer, Terry, WR, Alabama St. 1990
 Grete, Theodore, E, Notre Dame 1945
 Griffin, James, DB, Middle Tenn. St. 1986-89
 Grigonis, Frank, B, Chattanooga 1942
 Grigson, Ryan, G-T, Purdue 1995
 Grimes, George, B, Virginia 1948
 Grymes, Darrell, WR, Central St. 1987
 Groomes, Melvin, B, Indiana 1948-49
 Grossman, Rex, B, Indiana 1950
 Grottkau, Robert, G, Oregon 1959-60
 *Gutowsky, "Ace", RB, Okla. City U. 1934-38
- H**
 *Hackenbruck, John, T, Ore. St. 1940
 *Hackney, Elmer, B, Kansas St. 1942-46
 Hadd, Gary, DT-NT, Minnesota 1988
 Hafen, Bernard, E, Utah 1949-50
 Haggerty, Mike, T, Miami (Fla.) 1973
 Hall, Alvin, DB, Miami (OH) 1981-85, 87
 Hall, John, B, TCU 1942
 Hall, Tom, E, Minnesota 1962-63
 Hall, Ron, TE, Hawaii 1994-95
 Hallock, Ty, TE, Michigan State 1993-94
 Hamilton, Raymond, E, Arkansas 1939
 Hamlin, Gene, C, W. Michigan 1972
 Hand, Larry, DE, Appalachian St. 1964-77
 Hanneman, Chuck, E, Mich. Normal 1937-41
 *Hansen, Dale, T, Mich. State 1944; 1948-49
 Hanson, Jason, K, Wash. St. 1992-
 *Harder, Pat, B, Wisconsin 1951-53
 Harding, Roger, C, California 1948
 Hardy, James, QB, USC 1952
 Harrell, James, LB, Florida 1979-83; 1985-86
 Harrison, Chris, G, Virginia 1996-
 Harrison, Granville, E, Miss. St. 1942
 Hart, Leon, E, Notre Dame 1950-57
 Hartings, Jeff, G, Penn State 1996-
 Harvey, Maurice, DB, Ball St. 1983, 87
 Haverdick, Dave, DE, Morehead St. 1970
 Hayworth, Tracy, LB, Tenn. 1990-95
 Hekkers, George, T, Wisconsin 1947-49
 Held, Paul, B, San Jose State 1955
 Helms, John, E, Georgia Tech 1946
 Hempstead, Hessler, G, Kansas 1995-
 Henderson, John, E, Mich. 1965-67
 Hennigan, Mike, LB, Tenn. Tech 1973-75
 Hertwig, Craig, T, Georgia 1975-77
 Heywood, Ralph, E, USC 1947
 Hickman, Donnie, G, USC 1978
 Hickman, Kevin, TE, Navy 1995
 Hicks, Ivan, DB, Michigan 1987
 Hicks, Mark, LB, Arizona State 1987
 Hicks, R.W., C, Humboldt State 1975
 Hightower, John, E, Sam Houston 1943
 Hilgenberg, Wally, LB, Iowa 1964-66
 Hilger, Rusty, QB, Oklahoma St. 1988
 Hill, David, TE, Texas A&M 1976-82
 Hill, Harlon, E, Florence State 1962
 Hill, J.D., WR, Arizona State 1976-78
 Hill, James, B, Tennessee 1951-52
 Hill, Jimmy, DB, Sam Houston 1965
 Hill, Rod, DB, Kentucky State 1986
 *Hillman, Bill, B, Tennessee 1947
 Hilton, John, TE, Richmond 1972-73
 Hinchman, Hubert, B, Butler 1934
 Hinchant, Mike, TE-G, Temple 1992
 Hipple, Eric, QB, Utah State 1980-89
 Hirsch, Steve, DB, No. Illinois 1987
 *Hoernschmeyer, Robert, B, Indiana 1950-55
 Hogland, Doug, G, Oregon State 1958
 Holland, Vernon, T, Tenn. St. 1980
 Holar, John, B, Appalachian St. 1949
 Holman, Rodney, TE, Tulane 1993-95
 Holmes, Jerry, CB, W. Va. 1988-89
 Hons, Todd, QB, Arizona State 1987
 Hooks, Jim, RB, Cent. St. (Okla.) 1973-76
 Hoopes, Mitch, P, Arizona 1977
 Hoover, Mel, WR, Arizona State 1987
 *Hopp, Harry, B, Nebraska 1940-43
 Howard, Billy, DT, Alcorn A&M 1974-76
 Howard, William, B, USC 1939
 Hubbard, Marvin, FB, Colgate 1977
 *Huffman, Vernon, B, Indiana 1937-38

*Hughes, Chuck, WR, Tex. El Paso 1970-71
Hunter, Herman, RB, Tenn. St. 1986
Hunter, James, DB, Grambling 1976-82
Hunter, Jeff, DE, Albany St. 1990-92
Hunter, Scott, QB, Alabama 1979
*Hupke, Thomas, G, Alabama 1934-37
Hutchison, Elvin, B, Whittier 1939

I

Irvin, LeRoy, CB, Kansas 1990
Isselhardt, Ralph, G, Franklin 1937
Ivory, Bob, G, Detroit 1947
Izo, George, QB, Notre Dame 1965

J

Jackson, Cedric, RB, Texas Christian 1991
Jackson, Ernie, DB, Jackson St. 1979
James, Garry, RB, LSU 1986-88
James, John, P, Florida 1982
*James, June, LB, Texas 1985-88
Jamison, George, LB, Cincinnati 1987-93
Jarvis, Ray, WR, Norfolk St. 1974-78
Jaszewski, Floyd, T, Minnesota 1950-51
Jauron, Dick, DB, Yale 1973-77
Jefferson, William, B, Mississippi St. 1941
Jeffries, Greg, CB, Virginia 1993-
Jenkins, Ken, RB, Bucknell 1983-84
Jenkins, Leon, DB, West Virginia 1972
Jenkins, Melvin, CB, Cincinnati 1991-92, 1993
Jenkins, Walter, E, Wayne State 1955
Jessie, Ron, WR, Kansas 1971-74
Jett, John, E, Wake Forest 1941
Johnson, Demetrius, DB, Missouri 1983-86
Johnson, Gilvanni, WR, Michigan 1987
Johnson, James, LB, San Diego St. 1985-86
Johnson, Jimmie, TE, Howard 1992-93
*Johnson, John 'Jack', T, Utah 1934-40
Johnson, John Henry, B, Ariz. St. 1957-59
Johnson, Johnny, QB, Illinois 1996-
Johnson, Levi, DB, Texas A&I 1973-77
Johnson, Mike, LB, Va Tech 1994-95
Johnson, Pepper, LB, Ohio State 1996
Johnson, Richard, WR, Colorado, 1989-90
Johnson, Rick, T, Grand Valley St. 1987
Johnson, Troy, WR, Southern 1989
Johnson, Troy, LB, Oklahoma 1992
Jolley, Gordon, T, Utah 1972-75
Jones, A.J., RB, Texas 1985
Jones, Andre, LB, Notre Dame 1992
Jones, David, C-G, Texas 1984-85

Jones, Doug, DB, S. Fernando Valley 1979
Jones, Elmer, G, Wake Forest 1947-48
Jones, James, FB, Florida 1983-88
Jones, James, B, Union Tenn. 1946
Jones, Jeff, T, Texas A&M 1995-
Jones, Jimmie, RB, UCLA 1974
Jones, Ralph, E, Alabama 1946
Jones, Victor, LB, Va Tech 1989-94
Junker, Steve, E, Xavier 1957, 59-61
Jurkiewicz, Walter, C, Indiana 1946

K

Kab, Vyto, TE, Penn State 1987-88
Kacmarek, Jeff, NT, W. Michigan 1987
Kamanu, Lew, DE, Weber St. 1967-68
Kane, Rick, RB, San Jose St. 1977-83, 85
Kaporch, Albert, T, St. Bonaventure 1943-45
Karlis, Rich, K, Cincinnati 1990
*Karlivacz, Carl, B, Syracuse 1959-57
Karpinski, Keith, LB, Penn State 1989
Karras, Alex, DT, Iowa 1958-62; 64-70
Karras, Ted, G, Indiana 1965
Karstens, George, C, Indiana 1949
Kaska, Anton, B, Illinois Wesleyan 1935
Kearney, Jim, DB, Prairie View 1965-66
Keene, Robert, B, Detroit 1943-45
Kennedy, William, E, Mich. St. 1942, 44
Kenny, Steve, G, Clemson 1986
Kent, Greg, DT, Utah 1968
Kercher, Richard, B, Tulsa 1954
*Ketzko, Alexander, T, Mich. St. 1943
King, Angelo, LB, S. Carolina St. 1984-87
King, Horace, RB, Georgia 1975-83
Kinzer, Matt, P, Purdue 1987
Kipp, James, T, Montana State 1942
Kiser, Paul, G, Wake Forest 1987
*Kizzire, Lee, Wyoming 1937
Klewicki, Edward, E, Michigan St. 1935-38
Kmetovic, Peter, B, Stanford 1947
Knorr, Lawrence, C, Dayton 1942-45
*Knox, Sam, G, New Hampshire 1934-36
Komlo, Jeff, QB, Delaware 1979-81
Kopay, Dave, RB, Washington 1968
*Kopcha, Joseph, G, Chattanooga 1936
Kostiuk, Michael, T, Detroit 1945
Kowalkowski, Bob, G, Virginia 1966-76
Kowalkowski, Scott, LB, Notre Dame 1994-
Kowgios, Nick, FB, Lafayette 1987

Krall, Gerald, B, Ohio State 1950
Kramer, Erik, QB, N. Carolina St. 1991-93
Kramer, Ron, E, Michigan 1965-67
Krieg, Dave, QB, Milton 1994
Kring, Frank, B, TCU 1945
Krol, Joseph, B, W. Ontario 1945
*Krouse, Raymond, T, Maryland 1956-57
*Kuczinski, Bert, E, Pennsylvania 1943

L

LaLonde, Roger, DT, Muskingum 1964
Landry, Greg, QB, Massachusetts 1968-78
Lane, Dick, DB, Scottsbluff JC 1960-65
LaRose, Dan, T, Missouri 1961-63
Lary, Yale, DB, Texas A&M 1952-53, 56-64
Larson, Bill, TE, Colorado State 1977
Laslavic, Jim, LB, Penn State 1973-77
Laster, Don, T, Tennessee State 1984
Lalimer, Al, DB, Clemson 1982-84
Lawless, Burton, G, Florida 1980
Lay, Russell, B, Michigan State 1934
*Layne, Robert, QB, Texas 1950-58
Lear, Leslie, B, Manitoba 1947
LeBeau, Dick, DB, Ohio St. 1959-72
Lee, Edward, WR, So. Car. St. 1983
Lee, Gary, WR, Ga Tech 1987-88
Lee, Ken, LB, Washington 1971
Lee, Larry, C, UCLA 1981-85
Lee, Monte, LB, Texas 1963-64
Leforce, Clyde, QB, Tulsa 1947-49
Leonard, Tony, DB, Va U'n 1978-79
Lewis, Dan, HB, Wisconsin 1958-64
Lewis, David, TE, California 1984-86
Lewis, Eddie, DB, Kansas 1979-80
*Lewis, Mark, TE, Texas A&M 1987-88
Liles, Alva, DT, Boise State 1980
Liles, Elvin, G, Okla. A&M 1943-45
Lindon, Luther, T, Kentucky 1944-45
Linninger, Jack, C, Ohio State 1950-51
Linn, Jack, G-T, W. Virginia 1992-93
Lio, Augustine, G, G'town 1941-43
Little, David, TE, Mid. Tenn. St. 1991
Lloyd, Dave, C, George 1962
Lockett, Danny, LB, Arizona 1987-88
Lomakoski, John, T, W. Mich. 1962
London, Antonio, LB, Alabama 1993-
Long, Chuck, QB, Iowa 1986-89, 91, 94
Long, Ken, G, Purdue 1976
Long, Robert, E, UCLA 1955-59
*Looney, Joe Don, HB, Oklahoma 1965-66

- Lowe, Gary, B, Michigan St. 1957-64
 *Lowther, Jackie, B, Detroit 1944
 Lucci, Mike, LB, Tennessee 1965-73
 Luce, Derrel, LB, Baylor 1980
 *Lumpkin, Roy, B, Georgia Tech 1934
 Lusk, Bob, C, Wm. & Mary 1956
 Lutz, David, T, Georgia Tech 1993-95
 Lynch, Eric, RB, Grand Valley State 1992-
- M**
- Machurek, Mike, QB, Idaho State 1982-84
 Mack, Milton, CB, Alcorn State, 1994
 Mackenroth, John, C, N. Dakota 1983
 *Madarik, Elmer, B, Detroit 1945-47
 Maggiolo, Chick, B, Illinois 1949
 Magnani, Dante, B, St. Mary's 1950
 Maher, Bruce, Detroit 1960-67
 Mains, Gilbert, T, Murray St. 1952-61
 Majkowski, Don, QB, Virginia 1995-96
 Malinckak, Bill, E, Indiana 1966-69
 Malone, Van, S, Texas 1994-
 Mandley, Pete, WR, N. Ariz. 1984-88
 Mann, Errol, K, North Dakota 1969-76
 Mann, Robert, E, Michigan 1948-49
 Manzo, Joseph, T, Boston Coll. 1945
 Margucci, Joseph, B, USC 1947-48
 Markovich, Mark, G, Penn St. 1976-77
 Maronic, Stephen, T, N. Carolina 1939-40
 Marsh, Amos, FB, Oregon St. 1965-67
 Martin, James, G, Notre Dame 1951-61
 Martin, Robbie, WR, Cal Poly SLO 1981-84
 Martinovich, Philip, G, C.O.P. 1939
 Massey, Robert, CB, N. Carolina Central 1994-95
 *Matheson, Jack, E, Western Mich. 1943-46
 Matheson, Riley, G, Texas Mines 1943
 Matthews, Aubrey, WR, Delta St. 1990-96
 Mathews, Ned, B, UCLA 1940-43
 Mathewson, Morley, E, California 1941
 Matich, Trevor, C, BYU 1989
 *Matisi, Tony, T, Pittsburgh 1938-39
 Matson, Ollie, FB, San Fran. 1963
 Mattford, John, G, Marshall 1941
 Maves, Earl, B, Wisconsin 1948
 Maxwell, Bruce, RB, Arkansas 1970
 Maxwell, Vernon, LB, Arizona State 1985-87
 Mazza, Vincent, E, (No Coll.) 1945-46
 Mazzanti, Jerry, DE, Arkansas 1966
 McCall, Reese, TE, Auburn 1983-85
 McCambridge, John, DE, NWU 1967
 McClung, Willie, T, Florida A&M 1960-61
 McCord, Darris, DE, Tenn. 1955-67
 McCorvey, Kez, WR, Florida State 1995-
 McCoy, Joel, B, Alabama 1946
 McCoy, Mike, DT, Notre Dame 1980
 McCray, Prentice, DB, Ariz. St. 1980
 McCullouch, Earl, E, USC 1968-73
 McDermott, Lloyd, T, Kentucky 1950
 McDonald, James, B, Ohio State 1938-40
 McDonald, James, TE, USC 1985
 McDonald, Keith, WR, San Jose St. 1989
 McDonald, Mike, LS-LB, Southern California 1992
 McDonough, Bob, DB, California (PA) 1987
 McDuffie, George, DE, Findlay 1987
 McElhenny, Hugh, HB, Washington 1964
 McGee, Willie, WR, Alcorn State 1976
 McGraw, Mike, LB, Wyoming 1977
 McGraw, Thurman, T, Colo. A&M 1950-54
 McIlhenny, Donald, B, SMU 1956
 McInnis, Hugh, E, Miss. Southern 1964
 McKalip, William, E, Ore. St. 1934, 36
 McKnight, Dennis, C-G, Drake 1990, 92
 McKyer, Tim, CB, Tex-Arlington, 1993
 McLemore, Thomas, TE, Southern 1992
 *McLenna, Bruce, HB, Hillsdale 1966
 McMakin, John, TE, Clemson 1975
 McNeil, Ryan, CB, Miami (Fla.) 1963-96
 McNorton, Bruce, DB, Georgetown, Ky. 1982-90
 McWilliams, William, B, Jordan 1934
 Meade, Mike, FB, Penn State 1984-85
 Melinkovich, Mike, DE, Gray Harbour JC 1967
 Mello, James, B, Notre Dame 1949
 Mendenhall, John, DT, Grambling 1980
 Meska, Richard, T, St. Mary's 1945
 *Messner, Max, LB, Cincinnati 1960-63
 Metzelaars, Pate, TE, Wabash 1996-
 Middleton, David, E, Auburn 1955-60
 Mike-Mayer, Steve, K, Maryland 1977
 Miketa, Andrew, C, N. Carolina 1954-55
 Miklich, William, B, Idaho 1948
 Milano, Arch, E, St. Francis 1945
 Milburn, Darryl, DE, Grambling 1991
 Milburn, Glyn, RB-KR, Stanford 1996-
 Milinichik, Joe, G-T, N. Carolina St. 1987-89
 Miller, Blake, C, Louisiana State 1992
 Miller, John, S, Michigan St. 1989-90
 Miller, Robert, T, Virginia 1952-58
 Miller, Terry, LB, Illinois 1970
 Mills, Dick, G, Pittsburgh 1961-62
 Misko, John, P, Oregon State 1987
 Mitchell, Devon, DB, Iowa 1986-88
 *Mitchell, Granville, E, Davis-Elkins 1934
 Mitchell, Jim, DE, Virginia St. 1970-77
 Mitchell, Melvin, C, Tenn. St. 1977
 Mitchell, Scott, QB, Utah 1994-
 Mitrick, Frank, T, Oglethorpe 1945
 Mobley, Stacey, WR, Jackson St 1989
 Mohring, John, LB, C.W. Post 1980
 Momsen, Robert, G, Ohio State 1951
 *Monahan, Regis, B, Ohio St. 1935-38
 Montgomery, Greg, P, Mich. St. 1994
 Montgomery, James, T, Texas A&M 1946
 Montgomery, Wilbert, RB, Abilene Christian 1985
 Montler, Mike, C, Colorado 1978
 Mooney, Ed, LB, Texas Tech 1968-71
 Moore, Alvin, RB, Arizona St. 1985-86
 *Moore, Denis, T, USC 1967-69
 Moore, Derrick, RB, NE Oklahoma St. 1993-94
 Moore, Herman, WR, Virginia 1991-
 *Moore, Paul, B, Presbyterian 1940-41
 Moore, William, E, No. Carolina 1939
 Morlock, John, B, Marshall 1940
 Morrall, Earl, QB, Mich. St. 1958-64
 *Morris, Glen, E, Colorado State 1940
 Morris, Jon, C, Holy Cross 1975-77
 Morris, Randall, RB, Tennessee 1988
 Morrison, Don, T, Tex-Arlington 1979
 *Morse, Raymond, E, Oregon 1935-38, 40
 Morton, Johnnie, WR, USC, 1994-
 Moscrip, James, E, Stanford 1938-39
 Moss, Martin, DT-NT, UCLA 1982-85
 Moss, Zeffross, T, Alabama St. 1995-96
 Mote, Kelly, E, Duke 1947-49
 Mott, Steve, C, Alabama 1983-88
 Mugg, Garvin, T, N. Texas State 1945
 Munson, Bill, QB, Utah State 1968-76
 Murakowski, Art, B, N'western 1951
 Murray, Eddie, K, Tulane 1980-91
 Myers, Tom, QB, N'western 1965-66
- N**
- Nardi, Richard, B, Ohio State 1938
 Naumoff, Paul, LB, Tenn. 1967-78
 Nelson, Reed, C, Brigham Young 1947
 Nelson, Robert, G, Baylor 1941, 1945
 Nichols, Mark, WR, San Jose St. 1981-87

Ninowski, Jim, QB, Mich. St. 1960-61
Nizolek, Bob, TE, Colorado 1981
Noga, Niko, LB, Hawaii 1989-91
Noppenberg, John, B, Miami 1941
Nori, Reino, B, N. Illinois State 1937
Norris, Ulysses, TE, Georgia 1979-83
Nott, Douglass, B, Detroit 1935
Nowatzke, Tom, FB, Indiana 1965-69

O

Oates, Brad, T, Brigham Young 1978
Obee, Duncan, C, Dayton 1941
O'Brien, Jim, WR, Cincinnati 1973
O'Brien, William, B, (No College) 1947
Odle, Phil, E, BYU 1968-70
Office, Anthony, LB, Illinois State 1987
Ogle, Rick, LB, Colorado 1972
Oldham, Chris, Oregon 1990
Oldham, Ray, DB, Middle Tennessee 1980-82
Olenski, Mitchell, T, Alabama 1947
Olszewski, John, FB, California 1961
O'Neil, Bill, HB, Detroit 1935
O'Neil, Ed, LB, Penn State 1974-79
Opalewski, Edward, T, Mich. N. 1943-44
Orton, Greg, G, Nebraska 1987
Orvis, Herb, DT, Colorado 1872-77
Overton, Don, Fairmont St. 1991-92
Owens, Dan, DE, USC 1990-95
Owens, Steve, RB, Okla. 1970-75

P

Paige, Tony, FB, Va. Tech 1987-89
Painter, Carl, RB, Hampton Inst. 1988-89
Palmer, Paul, RB-WR, Temple 1989
Panciera, Donald, B, San Fran. 1950
Panelli, John, B, Notre Dame 1949-50
Paolucci, Ben, T, Wayne State 1959
Paris, Bubba, T, Michigan 1991
*Parker, Raymond, B, Centenary 1935-36
Parker, Willie, G, N. Texas St. 1980
Parkin, Dave, DB, Utah State 1979
Parson, Ray, T, Minnesota 1971
Parsons, Lloyd, B, Gust. Adolphus 1941
*Patt, Maurice, E, Carnegie Tech 1938
Patterson, Don, DB, Ga. Tech 1979
Pavelec, Theodore, G, Detroit 1941-42
Payton, Eddie, RB, Jackson St. 1977
Pearson, Lindell, B, Oklahoma 1950
Peete, Rodney, QB, USC 1989-93
Perriman, Brett, WR, Miami 1991-96
Perry, Gerald, T, California 1954, 56-59
Pesuit, Wally, C, Kentucky 1979-80
Pete, Lawrence, NT, Neb. 1989-93

Peters, Floyd, T, San Fran. St. 1963
Peterson, Ken, B, Gonzaga 1936
Phillips, Jason, WR, Houston 1989-90
Picard, Bob, WR, East. Wash. 1976
Pickard, Bob, WR, Xavier 1974
Piepul, Milton, B, Notre Dame 1941
Pierson, Reggie, Oklahoma St. 1976
*Pietrosante, Nick, B, Notre Dame 1959-65
Pifferini, Robert, C, San Jose St. 1949
Pingel, John, B, Michigan State 1939
Pinkney, Reggie, DB, E. Carolina 1977-78
Plum, Milt, QB, Penn State 1962-67
*Polansky, John, B, Wake Forest 1942
Poole, Oliver, E, Mississippi 1949
Porcher, Robert, DE, South Carolina State 1992-
Porter, Ricky, RB, Slippery Rock St. 1982
Porter, Tracy, WR, LSU 1981-82
Potts, Charles, DB, Purdue 1972
Prchlik, John, T, Yale 1949-53
Pregulman, Mervin, G, Michigan 1947-48
Prescott, Harold, E, Hardin-Simmons 1949
Presnell, Glenn, B, Nebraska 1934-36
Price, Charles, B, Texas A&M 1940-41, 45
Price, Derek, TE, Iowa, 1996-
Price, Ernest, DT, Texas A&I 1973-78
Prindle, Mike, K, Western Mich. 1987
Pringle, Alan, K, Rice 1975
Pritchett, Kelvin, DE, Mississippi 1991-94
Pureifory, Dave, DE, E. Michigan 1978-82

Q

Quaerna, Jerry, G-T, Michigan 1987
Quinlan, Bill, DE, Michigan State 1964

R

Rabb, Warren, QB, LSU 1960
*Rabold, Mike, G, Indiana 1959
Radovich, William, G, USC 1938-41, 45
Ramsey, Derrick, TE, Kentucky 1987
Randolph, Al, DB, Iowa 1972
*Randolph, Clare, C, Indiana 1934-36
Ranspot, Keith, E, SMU 1941
Rasley, Rocky, G, Oregon St. 1969-73
Rasmussen, Wayne, DB, S. Dakota St. 1964-73
Raymond, Corey, CB, LSU 1995-

Reckmack, Raymond, B, Syracuse 1937
Redmond, Rudy, DB, Pacific 1972-73
*Reeborg, Lucien, T, Hampton Inst. 1963
Reed, Joe, QB, Mississippi State 1975-79
Reese, Lloyd, B, Tennessee 1947
Reichow, Jerry, QB, Iowa 1956-59
Rexer, Freeman, E, Tulane 1944
Reynolds, Robert, T, Stanford 1937-38
*Rhodes, Bruce, DB, S. Francisco St. 1978
Ricardo, Benny, K, San Diego St. 1976-79
Ricca, James, T, Georgetown 1955
Rice, Ron, S, Eastern Michigan 1995-
Rich, Randy, DB, New Mexico 1977
Richards, Dave, G, UCLA 1993
Richards, Perry, E, Detroit 1956
Richards, Ray, G, Nebraska 1934
Richins, Aldo, B, Utah 1935
Rilenberg, Richard, E, Michigan 1950
Riley, Eugene, TE, Ball State 1991
Riley, Lee, B, Detroit 1955
*Ritchart, Delbert, C, Colo. 1936-37
Rivers, Ron, RB, Fresno State 1995-
*Robb, Joe, DE, TCU 1968-71
Roberts, Ray, T, Virginia 1996-
Robertson, Lake, E, Mississippi 1945
Robinson, Bo, FB, W. Texas St. 1979-80
*Robinson, John, DB, Tenn. State 1966-67
*Robinson, Junior, DB, East Carolina 1992
Robinson, Shelton, LB, North Carolina 1986-88
Rockenbach, Lyle, G, Mich. St. 1943
Rodenhauser, Mark, C, Illinois State 1993-94
Rogas, Daniel, G, Tulane 1951
Rogers, Reggie, DE, Wash. 1987-88
*Rogers, William, T, Villanova 1938-40
Roskie, Kenneth, B, E. Carolina 1948
Ross, Tim, LB, Bowling Green 1987
Rosteck, Ernest, C, (No College) 1944
Rote, Tobin, QB, Rice 1957-59
Rothwell, Fred, C, Kansas State 1974
Roundtree, Ray, WR, Penn St. 1988
Rouse, Stillman, E, Missouri 1940
Roussos, Michael, T, Pittsburgh 1949
Rowe, Robert, B, Colgate 1934
Royals, Mark, P, Appalachian State 1995-96
Rubick, Rob, TE, Grand Valley State 1982-88
Rubino, Anthony, G, Wake Forest 1943-46
Rush, Jerry, DT, Michigan St. 1965-71

- *Russas, Albert, T, Tennessee 1949
 Russell, Kenneth, T, Bowling Green 1957-59
 Ryan, David, B, Hardin-Simmons 1945-46
 Ryan, Kent, B, Utah State 1938-40
 Ryans, Larry, WR, Clemson 1994
 Rychiec, Tom, E, Am. Int'l 1958
 Ryder, Nick, FB, Miami 1963-64

S

- Saleaumua, Dan, NT, Arizona State 1987-88
 Salem, Harvey, G, California 1986-90
 Salsbury, James, G, UCLA 1955-56
 Sanchez, John, T, San Fran. 1947
 Sanders, Barry, RB, Oklahoma St. 1989-
 Sanders, Charlie, TE, Minnesota 1968-77
 Sanders, Daryl, T, Ohio State 1963-66
 Sanders, Eric, T-G, Nevada-Reno 1986-92
 Sanders, Ken, DE, Howard-Payne 1972-79
 *Sandifer, Daniel, B, LSU 1950
 Sanzotta, Dominic, B, W. Res. 1942, 46
 Sarratt, Charles, B, Oklahoma 1948
 Sarringhaus, Paul, B, Ohio State 1948
 Sarton, Lawrence, G, Fordham 1942, 45
 Saul, Bill, LB, Penn State 1970
 Schibanoff, Alexander, T, Frank-Marsh 1942
 Schiechi, John, C, Santa Clara 1942
 Schlesinger, Cory, RB, Nebraska 1995-
 Schmidt, Joseph, LB, Pittsburgh 1953-65
 Schmiesing, Joe, DT, New Mexico St. 1972
 *Schneller, John, E, Wisconsin 1934-36
 Scholtz, Bob, C, Notre Dame 1960-64
 Schottel, Ivan, B, NW Mo. St. 1946, 48
 Schroll, Charles, B, LSU 1950
 Scott, Clyde, B, Arkansas 1952
 Scott, Fred, WR, Amherst 1978-83
 Scott, Kevin, CB, Stanford 1991-93
 Scott, Perry, E, Muhlenberg 1942
 Scroggins, Tracy, LB, Tulsa 1992-
 Self, Clarence, B, Wisconsin 1950-51
 Seltzer, Harry, B, Morris-Harvey 1942
 Semple, Tony, G, Memphis State 1995-
 Sewell, Harley, G, Texas 1953-62
 Sheffield, Chris, DB, Albany St. 1987
 *Shepherd, William, B, W. Maryland 1935-40
 Shoals, Roger, T, Maryland, 1965-70

- Siegert, Wayne, T, Illinois 1951
 Sieminski, Chuck, DT, Penn St. 1968
 Sigillo, Dominic, T, Xavier 1945
 Simmons, David, LB, N. Carolina 1980
 *Simmons, John, C, Detroit 1949-50
 Simon, Jim, G-T, Miami (Fla.) 1963-65
 Simonson, Dave, T, Minnesota 1977
 Sims, Billy, RB, Oklahoma 1980-84
 Singer, Curt, T, Tennessee 1988
 Sinkwich, Frank, B, Georgia 1943-44
 Sirochman, George, G, Duquesne 1944
 Skladany, Tom, P, Ohio St. 1978-82
 *Slaby, Lou, LB, Pittsburgh 1966
 Sloan, David, TE, New Mexico 1995-
 Sloan, Dwight, B, Arkansas 1939-40
 Small, John, DT, Citadel 1973-74
 Smith, Bobby, DB, UCLA 1965-66
 Smith, Harry, T, USC 1940
 Smith, J.D., T, Rice 1964-66
 Smith, J. Robert, HB, Iowa 1949-54
 Smith, Oscar, RB, Nicholls State 1986
 Smith, Ricky, DB, Alabama State 1980-82
 Smith, Robert, L., B, Texas A&M 1953-54
 Smith, Wayne, DB, Purdue 1980-82
 Sneddon, Robert, B, St. Mary's 1945
 Snell, Ray, G, Wisconsin 1985
 Soboleski, Joseph, T, Michigan 1950
 Sokolosky, John, C, Wayne St. 1978
 Souders, Cecil, E, Ohio State 1947-49
 Spangler, Eugene, B, Tulsa 1946
 *Speelman, Harry, T, Mich. St. 1940
 Spencer, Oliver, T, Kansas 1953, 56, 59-61
 Speth, George, T, Murray State 1942
 Spielman, Chris, LB, Ohio St. 1988-95
 Spindler, Marc, DE, Pitt. 1990-94
 Stacco, Edward, T, Colgate 1947
 Stacy, James, T, Oklahoma 1935-37
 Stagers, Jon, WR, Missouri 1975
 Stanfel, Richard, G, San Francisco 1952-55
 Stanley, Walter, WR, Mesa College 1989
 Starrng, Stephen, WR, McNeese State 1988
 Steele, Chuck, C, California 1987
 *Steen, James T, Syracuse 1935-36
 Steffen, Jim, B, UCLA 1959-60
 Stephens, Hal, DE, E. Carolina 1985
 Stevenson, Mark, G-C, Western Illinois 1985
 Stewart, Jim, DB, Tulsa 1979
 Stewart, Ryan, S, Georgia Tech 1996-

- Stits, William, B, UCLA 1954-56
 Stocz, Eric, TE, Westminster 1996-
 *Stokes, Lee, C, Centenary 1937-39
 Stovall, Richard, C, Abilene Christian 1947-48
 Stradford, Troy, RB, Boston Coll. 1992
 Strauthers, Tom, DE, Jackson St 1988
 Strenger, Rich, T, Michigan 1983-87
 Stringfellow, Joseph, E, Miss. So. 1942
 Stuart, Roy, T, Tulsa 1943
 Studstill, Pat, WR, Houston 1961-67
 Susic, Stephen, B, Illinois 1947-48
 Sugar, Leo, E, Purdue 1962
 Sully, Ivory, DB, Delaware 1987
 Sumler, Tony, DB, Wichita State 1978
 Summers, Wilbur, Louisville 1977
 Summerrall, Pat, E, Arkansas 1952
 Surter, Ian, K (No College) 1976
 Swain, Bill, LB, Oregon 1968-69
 Sweetan, Karl, QB, Wake Forest 1966-67
 Swiacki, William, E, Columbia 1951-52
 Swider, Larry, P, Pittsburgh 1979
 Swilling, Pat, LB, Georgia Tech 1993-94
 Szakals, Paul, B, Montana 1938-42
 *Szymanski, Frank, C, Notre Dame 1945-47

T

- Tassos, Damon, G, Texas A&M 1945-46
 Tatarak, Bob, DT, Miami (Ohio) 1972
 Tautolo, Terry, LB, UCLA 1981-82, 84
 Taylor, Allie, RB, Utah State 1969-76
 Taylor, Terry, CB, So. Illinois 1989-91
 Teal, Jim, LB, Purdue 1973
 Teatry, Larry, C, Wake Forest 1978-79
 Ten Napel, Garth, LB, Texas A&M 1976-77
 Tennell, Derrick, TE, UCLA, 1991
 Terry, Nat, DB, Florida State 1978
 Tharpe, Larry, T, Tenn. St. 1992-94
 Thomas, Bob, K, Notre Dame 1982
 Thomas, Broderick, LB, Nebraska 1994
 *Thomas, Calvin, G, Tulsa 1939-40
 Thomas, Henry, DT, LSU 1995-96
 *Thomas, Russell, T, Ohio St. 1946-49
 Thomason, James, B, Tex. A&M 1945
 Thompson, Bobby, RB, Oklahoma 1975-76
 Thompson, Bobby, DB, Ariz. 1964-68
 Thompson, Dave, C, Clemson 1971-73
 Thompson, Jesse, WR, Calif. 1978-81
 Thompson, Leonard, WR, Okla. St. 1975-86
 Thompson, Marty, TE, Fresno St 1993
 Thompson, Robert, LB, Mich. 1987

Thompson, Vince, RB, Villanova 1981-83
 Thrower, Jim, DB, East Texas St. 1973-75
 Thuerk, Owen, E, St. Joseph (Ind.) 1941
 Tillison, Ed, RB, NW Missouri St. 1992
 Todd, Jim, HB, Ball State 1966
 Tolle, Stuart, NT, Bowling Green 1987
 Tomasetti, Louis, B, Bucknell 1941
 *Tonelli, Anthony, C, USC 1939
 Topor, Ted, LB, Michigan 1955
 Torgeson, LaVern, C, Wash. St. 1951-54
 Torretta, Gino, QB, Miami 1994
 *Tracy, Thomas, B, Tenn. 1956-57
 Travis, Mack, NT, California 1993
 Treadway, John, T, Hardin-Simmons 1949
 Trebolich, Ivan, B, St. Mary's 1944-45
 Tressa, Thomas, G, Davis-Elkins 1942
 Triplett, Bill, RB, Miami (Oh) 1968-72
 Triplett, Wallace, B, Penn St. 1949-50
 Tripson, John, T, Mississippi St. 1941
 Tripucka, Frank, QB, Notre Dame 1949
 Truvillion, Eric, WR, Florida A&M 1987
 Tsoutsouvas, John, C, Stanford 1940
 Tuinei, Tom, DT, Hawaii 1980
 Tully, Darren, B, E. Texas Teachers 1939
 Turner, Harold, E, Tenn. St. 1954
 Turner, Vernon, WR, Carson-Newman 1993, 95
 Turnure, Tom, C-G, Washington 1980-83, 85-86
 Tyler, Maurice, Morgan State 1976

U

Uremovich, Emil, T, Indiana 1941-42, 45-46
 Utley, Michael, G, Wash. St. 1989-91

V

Van Horn, Doug, G, Ohio State 1966
 Vanhorse, Sean, CB, Howard 1995
 Van Tone, Arthur, B, Southern Mississippi 1943-45
 *Vanzo, Frederick, B, Northwestern 1938-41
 Vargo, Larry, E, Detroit 1963
 *Vaughn, Charles, B, Tenn. 1935
 Vaughn, Tom, DB, Iowa St. 1965-71
 *Vezmar, Walter, T, Mich. St. 1946-47

W

*Wagner, Sidney, G, Mich. State 1936-38

Wagoner, Dan, DB, Kansas 1982-84
 Waldroup, Kerwin, DE, Central State 1996-
 Walker, Doak, B, SMU 1950-55
 Walker, Wayne, LB, Idaho 1958-72
 Walker, Willie, WR, Tenn. St. 1966
 Walters, Rod, G, Iowa 1979
 Walton, Chuck, G, Iowa State 1967-74
 Walton, Larry, WR, Arizona State 1969-76
 Ward, Elmer, C, Utah State 1935-36
 Ward, Paul, C, Whitworth 1961-62
 Ward, William, G, Washington St. 1947-49
 Ware, Andre, QB, Houston 1990-93
 Warne, Jim, T, Arizona State 1987
 Washington, Dave, LB, Alcorn St. 1978-79
 Washington, Gene, WR, Stanford 1979
 Washington, Keith, DE, UNLV 1996-
 Watkins, Bobby, DB, Southwest Texas St. 1982-88
 Watkins, Larry, RB, Alcorn A&M 1969
 Watkins, Tom, HB, Iowa St. 1962-67
 Watson, Joseph, C, Rice 1950
 Watt, Joseph, B, Syracuse 1947-48
 *Weatherall, Jim, T, Okla. 1959-60
 Weaver, Charlie, LB, USC 1971-81
 Weaver, Herman, P, Tenn. 1970-76
 Webb, Ken, HB, Presbyterian 1958-62
 Weber, Richard, B, St. Louis 1945
 Welch, Herb, S, UCLA 1990-91
 Weger, Mike, DB, Bowling Green 1967-75
 Weiss, Howard, B, Wisconsin 1939-40
 Weithe, John, G, Xavier 1939-42
 Welch, Jim, RB, SMU 1968
 Wells, Mike, DE, Iowa 1994-
 Wells, Warren, E, Texas So. 1964
 West, Charlie, DB, Texas El Paso 1974-77
 Wester, Cleve, RB, Concordia 1987
 *Westlund, Robert, B, Mich. 1944-47
 *Wetterlund, Chet, B, Ill. Wesleyan 1942
 Wheeler, Mark, TE, Kentucky 1987
 White, Bryon, B, Colorado 1940-41
 White, Daryl, G, Nebraska 1974
 White, Sheldon, CB, Miami (Ohio) 1990-92
 White, Stan, LB, Ohio State 1980-82
 White, Wilbur, HB, Colo. A&M 1936
 White, William, S, Ohio State 1988-93
 Whited, Mike, T, Pacific 1980
 Whitlow, Bob, G-C, Arizona 1961-65
 Whitsell, Dave, DB, Indiana 1958-60
 Wiatrak, John, C, Washington 1939
 Wickert, Tom, T, Washington St. 1977

Wickett, Lloyd, T, Oregon State 1943, 46
 Widell, Doug, G, Boston College 1994-95
 *Wiese, Robert, B, Michigan 1947-48
 Wilder, James, RB, Missouri 1990
 Williams, Allen, RB, Maryland 1995
 Williams, Bobby, DB, Central St. 1969-71
 Williams, Eric, DT, Wash. St. 1984-89
 Williams, Eric T, DB, North Carolina St. 1987
 Williams, Gardner, DB, St. Mary's 1984
 Williams, Jimmy, LB, Neb. 1982-90
 Williams, Michael, WR, Northeastern 1989
 Williams, Ray, WR, Wash. St. 1980
 Williams, Rex, C, Texas Tech 1945
 Williams, Sam, DE, Mich. St. 1960-65
 Williams, Scott, FB, Georgia 1986-88
 Williams, Walt, DB, New Mexico St. 1977-81
 Wilson, Camp, B, Tulsa 1946-49
 Winkler, Randy, T, Tarleton St. 1967
 Winslow, Robert, E, USC 1940
 Witkowski, John, QB, Columbia 1984, 88
 Witte, Mark, TE, North Texas St. 1987
 *Wojcechowicz, Alex, C, Fordham 1938-46
 Woit, Richard, B, Arkansas State 1955
 Wornack, Bruce, G, W. Texas St. 1951
 Woodcock, John, DT, Hawaii 1976-80
 Woodley, Richard, CB, Texas Christian 1996
 Woods, Jerry, DB, No. Michigan 1989
 Woods, Larry, DT, Tenn. St. 1971-72
 Woods, Robert, WR, Grambling 1979
 Woolfolk, Butch, RB, Mich. 1987-88
 Wright, John, WR, Illinois 1969
 Wyatt, Doug, DB, Tulsa 1973-74
 Wyche, Sam, QB, Furman 1974

Y

Yarbrough, Jim, T, Florida 1969-77
 Yepremian, Garo, K, (No College) 1966-67
 Young, Adrian, LB, USC 1972
 Yowarsky, Walter, E, Kentucky 1955

Z

Zatkoff, Roger, G, Michigan 1957-58
 Zawadzka, Jerry, E, Columbia 1967
 Zimmerman, Leroy, B, San Jose St. 1947
 Zolko, Mickey, RB, Auburn 1971-74
 Zuzzio, Anthony, G, Muhlenberg 1942

(* deceased)

Lions' Monday Night Games

Date	Opponent	Score	Date	Opponent	Score
10-5-70	CHICAGO	28-14, Lions	11-7-83	N.Y. GIANTS	15-9, Lions
12-14-70	at L.A. Rams	28-23, Lions	12-5-83	MINNESOTA	13-2, Lions
9-20-71	MINNESOTA	16-13, Vikings	12-10-84	L.A. RAIDERS	24-3, Raiders
11-1-71	at Green Bay	14-14, tied	12-15-86	CHICAGO	16-13, Bears
10-16-72	GREEN BAY	24-23, Packers	12-10-90	L.A. RAIDERS	38-31, Raiders
10-30-72	at Dallas	28-24, Cowboys	12-28-92	at San Francisco	24-6, 49ers
10-1-73	ATLANTA	31-6, Lions	9-19-94	at Dallas	20-17 (OT), Lions
10-14-74	SAN FRANCISCO	17-13, Lions	9-25-95	SAN FRANCISCO	27-24, Lions
10-6-75	DALLAS	36-10, Cowboys	12-4-95	CHICAGO	27-7, Lions
10-19-81	CHICAGO	48-17, Lions	11-11-96	at San Diego	27-21, Chargers
12-6-82	N.Y. JETS	28-13, Jets	12-23-96	at San Francisco	24-14, 49ers

Total Monday Night Games: 22
Monday Night Record: 10-11-1
Home Record: 8-7
(Silverdome: 5-5, Tiger Stadium: 3-2)
Road Record: 2-4-1

Lions' Overtime Games

Date	Opponent	Score	Winning Scoring Play (Elapsed Time)
11-23-75	at Kansas City	24-21, Chiefs	Jan Stenerud, 26-yd. FG (6:44)
11-27-80	CHICAGO	23-17, Bears	Dave Williams, 95-yd KO return (0:21)
11-20-83	at Green Bay (Mil.)	23-20, Lions	Ed Murray, 37-yd. FG (8:30)
9-9-84	at Atlanta	27-24, Lions	Ed Murray, 48-yd. FG (5:06)
10-14-84	TAMPA BAY	13-7, Lions	Leonard Thompson 37-yd. pass from Gary Danielson (4:34)
11-4-84	PHILADELPHIA	23-23, tie	
11-24-85	at Tampa Bay	19-16, Bucs	Donald Igwebuike, 24-yd. FG (12:31)
10-11-87	at Green Bay	19-16, Lions	Mike Prindle, 31-yd. FG (12:26)
10-30-88	N.Y. GIANTS	13-10, Giants	Paul McFadden, 33-yd. FG (0:55)
10-29-89	at Green Bay (Mil.)	23-20, Packers	Chris Jacke, 38-yd. FG (2:14)
11-4-90	WASHINGTON	41-38, Redskins	Chip Lohmiller, 34-yd. FG (9:10)
12-2-90	at Chicago	23-17, Bears	Neal Anderson 50-yd. pass from Jim Harbaugh (10:57)
12-22-91	at Buffalo	17-14, Lions	Ed Murray, 21-yd. FG (4:23)
9-12-93	at New England	19-16, Lions	Jason Hanson, 38-yd. FG (3:56)
9-4-94	ATLANTA	31-28, Lions	Jason Hanson, 37-yd. FG (5:14)
9-19-94	at Dallas	20-17, Lions	Jason Hanson, 44-yd. FG (14:33)
10-30-94	at N.Y. Giants	28-25, Lions	Jason Hanson, 24-yd. FG (6:43)
10-22-95	at Washington	36-30, Redskins	Darrell Green 7-yd. interception return

Total Overtime Games: 18
Overtime Games Record: 9-8-1
Home Record: 2-3-1
Road Record: 7-5-0



This & That

The Pontiac Silverdome

The Pontiac Silverdome has been the Detroit Lions' home since 1975. During the past 21 years, the building has hosted several premier events. A freak, late-winter snowstorm on March 4, 1985 caused extensive structural damage to the roof, however, a new canvas and steel-girder reinforced roof was added between March and June of 1985.

The Silverdome has the largest seating capacity (at 80,311) among NFL stadiums. The air-supported and cable-restrained facility is the largest of its kind in the world and is the first successful example of a fiberglass fabric roof system.

Since a 27-24 pre-season game victory over the Kansas City Chiefs on Aug. 23, 1975, the Lions have played 217 games in the Silverdome after moving from their former home at Tiger Stadium in downtown Detroit. The Dallas Cowboys defeated the Lions, 36-10, in the first regular-season game in the building, Oct. 6, 1975. The Lions have posted a 121-94-2 overall record in Pontiac, including a 94-74-1 mark in regular season games (a .556 winning percentage). On January 5, 1992, the Lions defeated the Dallas Cowboys, 38-6, in the first playoff game held at the Silverdome. The victory capped an undefeated home season for the Lions as they finished a perfect 9-0 in games played in the Silverdome.

Though the Silverdome is the Lions' home, the Cincinnati Bengals and the San Francisco 49ers made NFL history in the building. On Jan. 24, 1982, the 49ers defeated the Bengals, 26-21, before a crowd of 81,270 in Super Bowl XVI — the first Super Bowl ever played in a northern U.S. city.

During the summer of 1994, the Silverdome was the site of the first World Cup Soccer match ever played in a domed stadium. New ground was broken as natural grass was brought into the Silverdome for four soccer matches.

The Silverdome was built at a cost of \$55.7 million. It was occupied in just 23 months, on time and within budget, from its ground breaking on Sept. 19, 1973. During the roof's reconstruction in 1985, the Teflon-coated fiberglass panels that span the roof (100 in all) were completely replaced, and several structural modifications and safety improvements also were accomplished. The roof was re-inflated by workmen on May 30, 1985.

Stadium Information

GENERAL

Pontiac Silverdome
1200 Featherstone Road
Pontiac, MI 48342
Phone (248) 858-7358
Fax (248) 456-1691

BUILDING

Overall Size 770 ft. x 600 ft.
Total Dome Area 430,000 sq. ft. (10 acres)
Height of Dome Above Playing Field 202 ft.
Dome Material — Teflon-coated Fiberglass

FACILITIES

80,311 Seating Capacity
102 Private Suites
38 Concessions
1 Restaurant (Main Event)
44 Rest Rooms

PARKING (on site)

100 acres
10,500 autos
500 buses

MATERIALS

52,000 cubic yards of concrete and 1,700 tons of structural steel

PLAYING SURFACE

94,000 square feet of AstroTurf (5/8" impact cushion with 1/2" turf)

SCOREBOARD

Mitsubishi Diamond Vision Mark III High Brightness Video Display (the first installation of its kind in the world).

The 24 ft. x 32 ft. full-color scoreboard, with a full production unit in the Silverdome.

For fans who can't see the Diamond Vision screen, there are 70 26" color TV monitors around the Silverdome for their viewing pleasure.

FIRST AID

It is located on the Lower Concourse at Section 109

STADIUM SECURITY AND LOST AND FOUND

They are located on the Lower Concourse at Section 130 (248-456-1650)

Silverdome Attendance

(Regular Season Games Only)

Regular Season	Tickets Distributed	Actual Attendance	Average	Unused
1975 (7 games)	548,159	513,383	73,340	34,776
1976 (7 games)	511,586	481,685	68,812	29,901
1977 (7 games)	490,584	459,281	65,611	31,303
1978 (8 games)	522,189	499,219	62,402	22,970
1979 (8 games)	548,640	520,589	65,074	28,051
1980 (8 games)*	644,904	622,593	77,824	22,311
1981 (8 games)*	621,674	603,679	75,460	17,995
1982 (5 games)	372,647	352,481	70,496	20,166
1983 (8 games)	576,132	553,595	69,199	22,537
1984 (8 games)	514,048	457,638	57,205	56,410
1985 (8 games)	547,385	504,613	63,077	42,772
1986 (8 games)	482,635	432,429	54,054	50,206
1987 (7 games)	265,751	190,758	27,251	74,993
1988 (8 games)	345,613	296,687	37,086	48,926
1989 (8 games)	428,214	392,396	49,050	35,818
1990 (8 games)	548,907	516,633	64,954	32,274
1991 (8 games)	517,907	491,892	61,487	26,015
1992 (8 games)	554,160	523,732	65,467	30,428
1993 (8 games)	559,748	533,969	66,746	25,779
1994 (8 games)	579,579	547,977	68,497	31,602
1995 (8 games)	604,161	565,233	70,654	38,928
1996 (8 games)	534,089	491,948	61,494	42,141
TOTALS 169	11,318,712	10,552,410	62,440	786,302

(*Led League)

Top 20 Regular Season Crowds

(All at Pontiac Silverdome — Actual In-House Crowds)

- | | |
|--|---|
| +* 1. 80,444 vs. Buccaneers (12-20-81) | +* 11. 78,685 vs. Vikings (12-9-78) |
| +* 2. 80,291 vs. Vikings (9-28-80) | +* 12. 78,452 vs. Vikings (12-17-77) |
| 3. 80,027 vs. Cardinals (9-21-80) | * 13. 78,452 vs. Packers (10-16-77) |
| +* 4. 79,784 vs. Cowboys (10-6-75) | +* 14. 78,392 vs. Buccaneers (12-18-83) |
| +* 5. 79,694 vs. Cowboys (11-15-81) | +* 15. 78,147 vs. Saints (10-12-80) |
| 6. 79,361 vs. Jets (12-6-82) | 16. 78,087 vs. Dolphins (12-9-79) |
| +* 7. 79,428 vs. Vikings (12-12-81) | +* 17. 78,042 vs. Bears (11-21-76) |
| +* 8. 79,169 vs. Vikings (12-5-83) | +* 18. 77,919 vs. Raiders (9-27-81) |
| +* 9. 78,879 vs. Bears (11-28-91) | +* 19. 77,724 vs. Steelers (11-24-83) |
| +* 10. 78,845 vs. 49ers (11-2-80) | +* 20. 77,677 vs. Colts (11-16-80) |

*Sellout +Televised locally (33 sellouts)

Important NFL Dates 1997-98

- July 15** Signing period ends at 4 p.m. (ET) for Unrestricted Free Agents to whom June 1 tender was made by Old Club. Until 4 p.m. (ET), on November 4, Old Club has exclusive rights.
- July 17** Lions report to training camp.
- August 1** If a drafted rookie has not yet signed with his club by this date, he may not be traded to any other club in 1997.
- August 19** Roster cutdown to maximum of 60 players on Active List by 4 p.m. (ET).
- August 24** Roster cutdown to maximum of 53 players on Active/Inactive List by 4 p.m. (ET).
- August 25** After 4 p.m. (ET), clubs may establish a Practice Squad of five players by signing free agents who do not have a season of free agency credit.
- August 29** All clubs are required to identify their 49-player Active List by 7 p.m. (ET) on this Friday and thereafter on each Friday before a regular-season game (or at 7 p.m. ET two days prior to non-Sunday games). No later than one hour and 15 minutes prior to kickoff, clubs must identify their 45-player Active List and Third Quarterback, if any.
- October 7** All trading ends at 4 p.m. (ET).
- October 8** Players with at least four previous pension credited seasons are subject to the waiver system for the remainder of the regular season and postseason.
- November 4** Deadline for clubs to sign by 4 p.m. (ET) their Franchise and Transition Players. If still unsigned after this date, such players are prohibited from playing in NFL in 1997.
- November 4** Deadline for clubs to sign by 4 p.m. (ET) their Unrestricted Free Agents to whom June 1 tender was made. If still unsigned after this date, such players are prohibited from playing in NFL in 1997.
- November 4** Deadline for clubs to sign by 4 p.m. (ET) their Restricted Free Agents to whom June 1 tender was made. If still unsigned after this date, such players are prohibited from playing in the NFL in 1997.
- November 4** Deadline for clubs to sign by 4 p.m. (ET) their drafted players. If such players remain unsigned after this date, they are prohibited from playing in the NFL in 1997.
- November 22** Deadline for reinstatement of players in Reserve List categories of Retired and Did Not Report.
- December 19** Deadline for waiver requests in 1997, except for "special waiver requests", which have a 10-day claiming period, with termination or assignment delayed until after the Super Bowl.
- December 23** Clubs may begin signing free agent players for the 1998 season.
- December 27-28** Wild Card Playoff Games.
- January 3-4** Divisional Playoff Games.
- January 11** AFC and NFC Championship Games.
- January 25** Super Bowl XXXII, San Diego, California.
- February 1** AFC-NFC Pro Bowl, Honolulu, Hawaii.
- February 5-9** Combine Timing and Testing, RCA Dome, Indianapolis, Ind.
- March 22-27** NFL Annual Meeting, Palm Desert, California.
- April 18-19** Annual Player Selection Meeting, New York, N.Y.

1997 NFL Schedule

(All Times Local)

FIRST WEEKEND SUNDAY, AUGUST 31

1.	ARIZONA AT CINCINNATI.....	1:00
2.	ATLANTA AT DETROIT.....	1:00
3.	DALLAS AT PITTSBURGH.....	1:00
4.	INDIANAPOLIS AT MIAMI.....	1:00
5.	JACKSONVILLE AT BALTIMORE.....	4:00
6.	KANSAS CITY AT DENVER.....	2:00
7.	MINNESOTA AT BUFFALO.....	1:00
8.	NEW ORLEANS AT ST. LOUIS.....	12:00
9.	NEW YORK JETS AT SEATTLE.....	1:00
10.	OAKLAND AT HOUSTON.....	12:00
11.	PHILADELPHIA AT NEW YORK GIANTS.....	1:00
12.	SAN DIEGO AT NEW ENGLAND.....	1:00
13.	SAN FRANCISCO AT TAMPA BAY.....	4:00

SUNDAY NIGHT, AUGUST 31

14.	WASHINGTON AT CAROLINA.....	8:00
MONDAY, SEPTEMBER 1		
15.	CHICAGO AT GREEN BAY.....	8:00

SECOND WEEKEND SUNDAY, SEPTEMBER 7

16.	BUFFALO AT NEW YORK JETS.....	1:00
17.	CAROLINA AT ATLANTA.....	1:00
18.	CINCINNATI AT BALTIMORE.....	1:00
19.	DENVER AT SEATTLE.....	1:00
20.	GREEN BAY AT PHILADELPHIA.....	4:00
21.	HOUSTON AT MIAMI.....	1:00
22.	MINNESOTA AT CHICAGO.....	12:00
23.	NEW ENGLAND AT INDIANAPOLIS.....	12:00
24.	NEW YORK GIANTS AT JACKSONVILLE.....	4:00
25.	SAN DIEGO AT NEW ORLEANS.....	12:00
26.	SAN FRANCISCO AT ST. LOUIS.....	12:00
27.	TAMPA BAY AT DETROIT.....	1:00
28.	WASHINGTON AT PITTSBURGH.....	1:00

SUNDAY NIGHT, SEPTEMBER 7

29.	DALLAS AT ARIZONA.....	5:00
MONDAY, SEPTEMBER 8		
30.	KANSAS CITY AT OAKLAND.....	6:00

THIRD WEEKEND SUNDAY, SEPTEMBER 15

(OPEN: CINCINNATI, HOUSTON, JACKSONVILLE,
PITTSBURGH)

31.	ARIZONA AT WASHINGTON.....	1:00
32.	BALTIMORE AT NEW YORK GIANTS.....	1:00
33.	BUFFALO AT KANSAS CITY.....	12:00
34.	CAROLINA AT SAN DIEGO.....	1:00
35.	DETROIT AT CHICAGO.....	12:00
36.	MIAMI AT GREEN BAY.....	12:00
37.	NEW ORLEANS AT SAN FRANCISCO.....	1:00
38.	OAKLAND AT ATLANTA.....	1:00
39.	ST. LOUIS AT DENVER.....	2:00
40.	SEATTLE AT INDIANAPOLIS.....	3:00
41.	TAMPA BAY AT MINNESOTA.....	12:00

SUNDAY NIGHT, SEPTEMBER 14

42.	NEW YORK JETS AT NEW ENGLAND.....	8:00
MONDAY, SEPTEMBER 15		
43.	PHILADELPHIA AT DALLAS.....	8:00

FOURTH WEEKEND SUNDAY, SEPTEMBER 21

(OPEN: ARIZONA, DALLAS, PHILADELPHIA, WASH-
INGTON)

44.	ATLANTA AT SAN FRANCISCO.....	1:00
45.	BALTIMORE AT HOUSTON.....	12:00
46.	CHICAGO AT NEW ENGLAND.....	1:00
47.	CINCINNATI AT DENVER.....	2:00
48.	DETROIT AT NEW ORLEANS.....	12:00
49.	INDIANAPOLIS AT BUFFALO.....	4:00
50.	KANSAS CITY AT CAROLINA.....	1:00
51.	MINNESOTA AT GREEN BAY.....	12:00
52.	NEW YORK GIANTS AT ST. LOUIS.....	3:00
53.	OAKLAND AT NEW YORK JETS.....	1:00
54.	SAN DIEGO AT SEATTLE.....	1:00

SUNDAY NIGHT, SEPTEMBER 21

55.	MIAMI AT TAMPA BAY.....	8:00
MONDAY, SEPTEMBER 22		
56.	PITTSBURGH AT JACKSONVILLE.....	9:00

FIFTH WEEKEND SUNDAY, SEPTEMBER 28

(OPEN: BUFFALO, INDIANAPOLIS, MIAMI, NEW ENG-
LAND)

57.	ARIZONA AT TAMPA BAY.....	1:00
58.	BALTIMORE AT SAN DIEGO.....	1:00
59.	CHICAGO AT DALLAS.....	3:00
60.	DENVER AT ATLANTA.....	1:00
61.	GREEN BAY AT DETROIT.....	1:00
62.	HOUSTON AT PITTSBURGH.....	1:00
63.	JACKSONVILLE AT WASHINGTON.....	1:00
64.	NEW ORLEANS AT NEW YORK GIANTS.....	1:00
65.	NEW YORK JETS AT CINCINNATI.....	4:00
66.	ST. LOUIS AT OAKLAND.....	1:00
67.	SEATTLE AT KANSAS CITY.....	3:00

SUNDAY NIGHT, SEPTEMBER 28

68.	PHILADELPHIA AT MINNESOTA.....	7:00
MONDAY, SEPTEMBER 29		
69.	SAN FRANCISCO AT CAROLINA.....	9:00

SIXTH WEEKEND SUNDAY, OCTOBER 5

(OPEN: ATLANTA, CAROLINA, ST. LOUIS, SAN
FRANCISCO)

70.	CINCINNATI AT JACKSONVILLE.....	1:00
71.	DALLAS AT NEW YORK GIANTS.....	1:00
72.	DETROIT AT BUFFALO.....	1:00
73.	HOUSTON AT SEATTLE.....	1:00
74.	KANSAS CITY AT MIAMI.....	1:00
75.	MINNESOTA AT ARIZONA.....	1:00
76.	NEW YORK JETS AT INDIANAPOLIS.....	3:00
77.	PITTSBURGH AT BALTIMORE.....	1:00
78.	SAN DIEGO AT OAKLAND.....	1:00
79.	TAMPA BAY AT GREEN BAY.....	12:00
80.	WASHINGTON AT PHILADELPHIA.....	1:00

SUNDAY NIGHT, OCTOBER 5

81.	NEW ORLEANS AT CHICAGO.....	7:00
MONDAY, OCTOBER 6		
82.	NEW ENGLAND AT DENVER.....	7:00

SEVENTH WEEKEND
SUNDAY, OCTOBER 12
(OPEN: BALTIMORE, DENVER, KANSAS CITY, OAKLAND, SAN DIEGO, SEATTLE)

83. ATLANTA AT NEW ORLEANS12:00
 84. BUFFALO AT NEW ENGLAND1:00
 85. CAROLINA AT MINNESOTA3:00
 86. CINCINNATI AT HOUSTON12:00
 87. DETROIT AT TAMPA BAY1:00
 88. GREEN BAY AT CHICAGO12:00
 89. MIAMI AT NEW YORK JETS1:00
 90. NEW YORK GIANTS AT ARIZONA1:00
 91. PHILADELPHIA AT JACKSONVILLE1:00
 92. ST. LOUIS AT SAN FRANCISCO1:00

SUNDAY NIGHT, OCTOBER 12

93. INDIANAPOLIS AT PITTSBURGH8:00

MONDAY, OCTOBER 13

94. DALLAS AT WASHINGTON9:00

EIGHTH WEEKEND
THURSDAY, OCTOBER 18
(OPEN: CHICAGO, GREEN BAY, MINNESOTA, TAMPA BAY)

95. SAN DIEGO AT KANSAS CITY7:00

SUNDAY, OCTOBER 19

96. ARIZONA AT PHILADELPHIA1:00
 97. CAROLINA AT NEW ORLEANS12:00
 98. DENVER AT OAKLAND1:00
 99. JACKSONVILLE AT DALLAS12:00
 100. MIAMI AT BALTIMORE4:00
 101. NEW ENGLAND AT NEW YORK JETS1:00
 102. NEW YORK GIANTS AT DETROIT4:00
 103. PITTSBURGH AT CINCINNATI4:00
 104. SAN FRANCISCO AT ATLANTA1:00
 105. SEATTLE AT ST. LOUIS12:00
 106. WASHINGTON AT HOUSTON12:00

MONDAY, OCTOBER 20

107. BUFFALO AT INDIANAPOLIS8:00

NINTH WEEKEND
SUNDAY, OCTOBER 26
(OPEN: DETROIT, NY JETS)

108. BALTIMORE AT WASHINGTON1:00
 109. CHICAGO AT MIAMI4:00
 110. CINCINNATI AT NEW YORK GIANTS1:00
 111. DALLAS AT PHILADELPHIA1:00
 112. DENVER AT BUFFALO1:00
 113. HOUSTON AT ARIZONA2:00
 114. INDIANAPOLIS AT SAN DIEGO1:00
 115. JACKSONVILLE AT PITTSBURGH4:00
 116. KANSAS CITY AT ST. LOUIS12:00
 117. MINNESOTA AT TAMPA BAY1:00
 118. OAKLAND AT SEATTLE1:00
 119. SAN FRANCISCO AT NEW ORLEANS12:00

SUNDAY NIGHT, OCTOBER 26

120. ATLANTA AT CAROLINA8:00

MONDAY, OCTOBER 27

121. GREEN BAY AT NEW ENGLAND9:00

TENTH WEEKEND
SUNDAY, NOVEMBER 2
(OPEN: NEW ORLEANS, NY GIANTS)

122. BALTIMORE AT NEW YORK JETS1:00
 123. DALLAS AT SAN FRANCISCO1:00
 124. JACKSONVILLE AT HOUSTON3:00
 125. MIAMI AT BUFFALO1:00
 126. NEW ENGLAND AT MINNESOTA12:00
 127. OAKLAND AT CAROLINA1:00
 128. PHILADELPHIA AT ARIZONA2:00
 129. ST. LOUIS AT ATLANTA1:00
 130. SAN DIEGO AT CINCINNATI1:00
 131. SEATTLE AT DENVER2:00
 132. TAMPA BAY AT INDIANAPOLIS1:00
 133. WASHINGTON AT CHICAGO12:00

SUNDAY NIGHT, NOVEMBER 2

134. DETROIT AT GREEN BAY7:00

MONDAY, NOVEMBER 3

135. PITTSBURGH AT KANSAS CITY8:00

ELEVENTH WEEKEND
SUNDAY, NOVEMBER 9

136. ARIZONA AT DALLAS12:00
 137. CAROLINA AT DENVER2:00
 138. CHICAGO AT MINNESOTA12:00
 139. CINCINNATI AT INDIANAPOLIS1:00
 140. DETROIT AT WASHINGTON1:00
 141. KANSAS CITY AT JACKSONVILLE1:00
 142. NEW ENGLAND AT BUFFALO4:00
 143. NEW ORLEANS AT OAKLAND1:00
 144. NEW YORK GIANTS AT HOUSTON3:00
 145. NEW YORK JETS AT MIAMI1:00
 146. ST. LOUIS AT GREEN BAY12:00
 147. SEATTLE AT SAN DIEGO1:00
 148. TAMPA BAY AT ATLANTA1:00

SUNDAY NIGHT, NOVEMBER 9

149. BALTIMORE AT PITTSBURGH8:00

MONDAY, NOVEMBER 10

150. SAN FRANCISCO AT PHILADELPHIA9:00

TWELFTH WEEKEND
SUNDAY, NOVEMBER 16

151. ARIZONA AT NEW YORK GIANTS1:00
 152. ATLANTA AT ST. LOUIS12:00
 153. CAROLINA AT SAN FRANCISCO1:00
 154. CINCINNATI AT PITTSBURGH1:00
 155. DENVER AT KANSAS CITY12:00
 156. GREEN BAY AT INDIANAPOLIS1:00
 157. HOUSTON AT JACKSONVILLE1:00
 158. MINNESOTA AT DETROIT1:00
 159. NEW ENGLAND AT TAMPA BAY1:00
 160. NEW YORK JETS AT CHICAGO3:00
 161. PHILADELPHIA AT BALTIMORE1:00
 162. SEATTLE AT NEW ORLEANS12:00
 163. WASHINGTON AT DALLAS12:00

SUNDAY NIGHT, NOVEMBER 16

164. OAKLAND AT SAN DIEGO5:00

MONDAY, NOVEMBER 17

165. BUFFALO AT MIAMI9:00

THIRTEENTH WEEKEND
SUNDAY, NOVEMBER 23

166. ARIZONA AT BALTIMORE.....	1:00
167. BUFFALO AT HOUSTON.....	12:00
168. CAROLINA AT ST. LOUIS.....	3:00
169. DALLAS AT GREEN BAY.....	12:00
170. INDIANAPOLIS AT DETROIT.....	1:00
171. JACKSONVILLE AT CINCINNATI.....	4:00
172. KANSAS CITY AT SEATTLE.....	1:00
173. MIAMI AT NEW ENGLAND.....	1:00
174. MINNESOTA AT NEW YORK JETS.....	1:00
175. NEW ORLEANS AT ATLANTA.....	1:00
176. PITTSBURGH AT PHILADELPHIA.....	1:00
177. SAN DIEGO AT SAN FRANCISCO.....	1:00
178. TAMPA BAY AT CHICAGO.....	12:00

SUNDAY NIGHT, NOVEMBER 23

179. NEW YORK GIANTS AT WASHINGTON.....	8:00
---	------

MONDAY, NOVEMBER 24

180. OAKLAND AT DENVER.....	7:00
-----------------------------	------

FOURTEENTH WEEKEND
THURSDAY, NOVEMBER 27

181. CHICAGO AT DETROIT.....	12:30
182. HOUSTON AT DALLAS.....	3:00

SUNDAY, NOVEMBER 30

183. ATLANTA AT SEATTLE.....	1:00
184. BALTIMORE AT JACKSONVILLE.....	1:00
185. CINCINNATI AT PHILADELPHIA.....	1:00
186. INDIANAPOLIS AT NEW ENGLAND.....	1:00
187. MIAMI AT OAKLAND.....	1:00
188. NEW ORLEANS AT CAROLINA.....	1:00
189. NEW YORK JETS AT BUFFALO.....	1:00
190. PITTSBURGH AT ARIZONA.....	2:00
191. ST. LOUIS AT WASHINGTON.....	1:00
192. SAN FRANCISCO AT KANSAS CITY.....	12:00
193. TAMPA BAY AT NEW YORK GIANTS.....	4:00

SUNDAY NIGHT, NOVEMBER 30

194. DENVER AT SAN DIEGO.....	5:00
-------------------------------	------

MONDAY, DECEMBER 1

195. GREEN BAY AT MINNESOTA.....	8:00
----------------------------------	------

FIFTEENTH WEEKEND
THURSDAY, DECEMBER 4

196. HOUSTON AT CINCINNATI.....	8:00
---------------------------------	------

SUNDAY, DECEMBER 7

197. ATLANTA AT SAN DIEGO.....	1:00
198. BUFFALO AT CHICAGO.....	12:00
199. DENVER AT PITTSBURGH.....	1:00
200. GREEN BAY AT TAMPA BAY.....	1:00
201. INDIANAPOLIS AT NEW YORK JETS.....	4:00
202. MINNESOTA AT SAN FRANCISCO.....	1:00
203. NEW ENGLAND AT JACKSONVILLE.....	1:00
204. NEW YORK GIANTS AT PHILADELPHIA.....	1:00
205. OAKLAND AT KANSAS CITY.....	12:00
206. ST. LOUIS AT NEW ORLEANS.....	12:00
207. SEATTLE AT BALTIMORE.....	1:00
208. WASHINGTON AT ARIZONA.....	2:00

SUNDAY NIGHT, DECEMBER 7

209. DETROIT AT MIAMI.....	8:00
----------------------------	------

MONDAY, DECEMBER 8

210. CAROLINA AT DALLAS.....	8:00
------------------------------	------

SIXTEENTH WEEKEND
SATURDAY, DECEMBER 13

211. PITTSBURGH AT NEW ENGLAND.....	4:00
212. WASHINGTON AT NEW YORK GIANTS.....	12:30

SUNDAY, DECEMBER 14

213. RIZONA AT NEW ORLEANS.....	3:00
214. DALLAS AT CINCINNATI.....	1:00
215. DETROIT AT MINNESOTA.....	12:00
216. GREEN BAY AT CAROLINA.....	4:00
217. HOUSTON AT BALTIMORE.....	1:00
218. JACKSONVILLE AT BUFFALO.....	1:00
219. KANSAS CITY AT SAN DIEGO.....	1:00
220. MIAMI AT INDIANAPOLIS.....	1:00
221. PHILADELPHIA AT ATLANTA.....	1:00
222. SEATTLE AT OAKLAND.....	1:00
223. TAMPA BAY AT NEW YORK JETS.....	1:00

SUNDAY NIGHT, DECEMBER 14

224. CHICAGO AT ST. LOUIS.....	7:00
--------------------------------	------

MONDAY, DECEMBER 15

225. DENVER AT SAN FRANCISCO.....	6:00
-----------------------------------	------

SEVENTEENTH WEEKEND
SATURDAY, DECEMBER 20

226. BUFFALO AT GREEN BAY.....	11:30
227. ST. LOUIS AT CAROLINA.....	4:00

SUNDAY, DECEMBER 21

228. ATLANTA AT ARIZONA.....	2:00
229. BALTIMORE AT CINCINNATI.....	1:00
230. CHICAGO AT TAMPA BAY.....	1:00
231. INDIANAPOLIS AT MINNESOTA.....	12:00
232. JACKSONVILLE AT OAKLAND.....	1:00
233. NEW ORLEANS AT KANSAS CITY.....	12:00
234. NEW YORK GIANTS AT DALLAS.....	12:00
235. NEW YORK JETS AT DETROIT.....	4:00
236. PHILADELPHIA AT WASHINGTON.....	1:00
237. PITTSBURGH AT HOUSTON.....	12:00
238. SAN DIEGO AT DENVER.....	2:00

SUNDAY NIGHT, DECEMBER 21

239. SAN FRANCISCO AT SEATTLE.....	5:00
------------------------------------	------

MONDAY, DECEMBER 22

240. NEW ENGLAND AT MIAMI.....	9:00
--------------------------------	------

POSTSEASON

Saturday, Dec. 27

AFC and NFC Wild Card Playoffs (ABC)

Sunday, Dec. 28

AFC and NFC Wild Card Playoffs (NBC and FOX)

Saturday, Jan. 3

AFC and NFC Divisional Playoffs (NBC and FOX)

Sunday, Jan. 4

AFC and NFC Divisional Playoffs (NBC and FOX)

Sunday, Jan. 11

AFC and NFC Championship Games (NBC and FOX)

Sunday, Jan. 25

Super Bowl XXXII at San Diego (NBC)

Sunday, Feb. 1

AFC-NFC Pro Bowl at Honolulu, Hawaii (ABC)

Lions' Radio



(left to right) Mark Champion (Play-By-Play), Walter Dell (Statistician) and Jim Brandstatter (Color Commentator).

The Detroit Lions enter the second year with flagship station WXYT AM 1270 and the Infinity Broadcasting Corporation. This year, for the first time in Lions' history, the games will be simulcast on AM, WXYT 1270 and FM, WKPK 97.1, in order to provide Lions' fans with the best possible reception. The Lions' radio network will be comprised of 35 stations throughout Michigan and Ohio.

The Lions' broadcasting team again will feature play-by-play man Mark Champion, who begins his ninth year as the voice of the Lions. Detroit radio and television sports personality Jim Brandstatter, who is a former star lineman for the University of Michigan, again will provide the color commentary. Behind the scenes, providing game statistics to Champion and Brandstatter, will be Walter Dell — who is in his 36th season covering the Lions.

Members of the Lions' 35-station network and their locations (at press time):

AM 1270 WXYT **News Talk Radio**

WXYT, AM 1270, Detroit (Flagship)

WKRK, FM 97.1 Detroit
WABJ, AM 1490, Adrian
WKJZ, FM 94.9, Alpena
WAAM, AM 1600, Ann Arbor
WBCK, AM 930, Battle Creek
WMAX, AM 1440, Bay City
WBRN, AM 1460, Big Rapids
WTVB, AM 1590, Coldwater
WYKX, FM 104.7, Escanaba
WFDF, AM 910, Flint
WOOD, AM 1300, Grand Rapids
WPLB, AM 1380, Greenville
WCSR, AM 1340/FM 92.1 Hillsdale
WHTC, AM 1450, Holland
WCCY, AM 1400, Houghton
WJMS, AM 590, Ironwood
WKHM, AM 970, Jackson

WKZO, AM 590, Kalamazoo
WLSP, AM 1530/WWLZ 103.1 FM, Lapeer
WTIQ, AM 580, Manistique
WAGN, AM 1340, Menominee
WKBZ, AM 850, Muskegon
WNBY, AM 1450/FM 93.5, Newberry
WNIL, AM 1290, Niles
WUPY, FM 101.1, Ontonagon
WJML, AM 1100, Petoskey
WPHM, AM 1380, Port Huron
WMAX, AM 1440, Saginaw
WTGV, FM 97.7 Sandusky
WSOO, AM 1230, Sault St. Marie
WCSY, AM 940/FM 98.3, South Haven
WKJC, FM 104.7, Tawas City
WSPD, AM 1370, Toledo, OH
WTCM, AM 500, Traverse City



IKON Office Solutions

"THE OFFICIAL COPIER/FAX COMPANY FOR MICHIGAN SPORTS"

To be a winner, you have to have the players. In the office equipment arena nobody has a more powerful line up than IKON Office Solutions. Come discover the IKON Office Solutions difference - a full array of office copiers, from high-performance desk top copiers, to color laser copiers, to 100 copy per minute, 1,000,000 copy a month copier/duplicators.

Plus, IKON's team of service and support professionals is legendary throughout the state, providing businesses with an unparalleled commitment to customer satisfaction - a commitment that helps you be productive and helps keep you a step ahead of the competition.

Call IKON Office Solutions today and let us know what we can do to help your business team. IKON Office Solutions: Work to Win.

**IKON OFFICE SOLUTIONS: COPIERS,
HIGH-SPEED DUPLICATORS,
COLOR LASER COPIERS, FAX MACHINES**

IKON
Office Solutions

 **Canon MINOLTA RICOH SHARP**

Farmington Hills
(810) 476-6655

Flint
(810) 733-5160

Grand Rapids
(616) 538-8720

Muskegon
(616) 733-4442

Kalamazoo
(616) 343-1241

Novi
(810) 474-0900

Port Huron
(810) 985-7148

Saginaw
(517) 790-5006

Traverse City
(616) 941-4464

Southfield
(810) 353-6460

Dick explains:

MY NAME IS DICK. I AM THE MAN BEHIND THE MILLER LITE ADS ON TV. WHEN I CREATE MY ADS IT'S MILLER TIME FOR ME. WHEN YOU SEE MY ADS IT'S MILLER TIME FOR YOU.



MY THOUGHTS BEHIND MY THOUGHTS:

Sometimes I hear: "I love your ads on TV, but where's the LOGIC? Can you please explain it to me?!" My answer is always: "Sure, why not?" And then I explain it like this: (SEE THIS IS HOW I EXPLAIN IT)



Many people also ask me: "Dick, what is this 'anything' that you are talking about?" My answer: It is what's in my head when I do my ads! And that can be 'anything'. This is what's in my head right now.

THIS IS HOW I EXPLAIN IT:

I want the advertising itself to have the same BASIC FEELIN' as you get when having a Miller Time. So I concluded: Why not let all commercials have a general Miller Time start? Then everybody will know it's Miller Time! Add to that the fact that: ANYTHING could happen during a Miller Time and you got: THE LOGIC! OK? For more info, just ask me. Or go to www.millerlite.com. Tx.



To the left: Made-up example of 'anything' with a SLAPSTICK twist.
To the right: Example of 'anything' from one of my commercials (Magician).



"Let's work together. I do my best to make ads. And you do your best to like 'n' understand them."
(OK, you might still not understand everything 100%. But 90% is better than 70%!)



Dick

THIS AD IS MADE AND APPROVED BY ME (MY SIGNATURE)

All the ads on TV also have a general Miller Time end so that everyone knows the ad is over/done. As it is now.



WATCH OUT FOR DICK AND HIS MILLER LITE CAMPAIGN

1997 DETROIT LIONS MEDIA GUIDE