



1998 MEDIA GUIDE



**Reebok**  


creating possibilities  
one athlete at a time.

[www.reebok.com](http://www.reebok.com)



you'll get a little chill every time you put it on.

mc sports  
imperial sports  
dunham's sports  
athletic attic



More publications available at:

[www.retroseasons.com/library/](http://www.retroseasons.com/library/)

# 1998 Detroit Lions Schedule

## PRESEASON

| <i>Date</i>              | <i>Opponent</i> | <i>Television</i> | <i>Time (ET)</i> |
|--------------------------|-----------------|-------------------|------------------|
| <b>Friday, August 7</b>  | <b>ARIZONA</b>  | <b>WWJ-TV 62</b>  | <b>7:00 p.m.</b> |
| <b>Friday, August 14</b> | <b>ATLANTA</b>  | <b>WWJ-TV 62</b>  | <b>7:00 p.m.</b> |
| Saturday, August 22      | at Cincinnati   | WWJ-TV 62         | 7:30 p.m.        |
| Thursday, August 27      | at Indianapolis | WWJ-TV 62         | 8:30 p.m.        |

## REGULAR SEASON

| <i>Date</i>                  | <i>Opponent</i>   | <i>Television</i> | <i>Time (ET)</i>  |
|------------------------------|-------------------|-------------------|-------------------|
| Sunday, September 6          | at Green Bay      | Fox               | 1:00 p.m.         |
| <b>Sunday, September 13</b>  | <b>CINCINNATI</b> | <b>CBS</b>        | <b>1:00 p.m.</b>  |
| Sunday, September 20         | at Minnesota      | Fox               | 1:00 p.m.         |
| <b>Monday, September 28</b>  | <b>TAMPA BAY</b>  | <b>ABC#</b>       | <b>8:20 p.m.</b>  |
| Sunday, October 4            | at Chicago        | Fox               | 1:00 p.m.         |
| Sunday, October 11           | ***Bye Week***    |                   |                   |
| <b>Thursday, October 15</b>  | <b>GREEN BAY</b>  | <b>ESPN#</b>      | <b>8:20 p.m.</b>  |
| <b>Sunday, October 25</b>    | <b>MINNESOTA</b>  | <b>Fox</b>        | <b>1:00 p.m.</b>  |
| <b>Sunday, November 1</b>    | <b>ARIZONA</b>    | <b>Fox</b>        | <b>1:00 p.m.</b>  |
| Sunday, November 8           | at Philadelphia   | Fox               | 1:00 p.m.         |
| <b>Sunday, November 15</b>   | <b>CHICAGO</b>    | <b>ESPN#</b>      | <b>8:20 p.m.</b>  |
| Sunday, November 22          | at Tampa Bay      | Fox               | 1:00 p.m.         |
| <b>Thursday, November 26</b> | <b>PITTSBURGH</b> | <b>CBS#</b>       | <b>12:35 p.m.</b> |
| Sunday, December 6           | at Jacksonville   | Fox               | 1:00 p.m.         |
| Monday, December 14          | at San Francisco  | ABC#              | 8:20 p.m.         |
| <b>Sunday, December 20</b>   | <b>ATLANTA</b>    | <b>Fox</b>        | <b>1:00 p.m.</b>  |
| Sunday, December 27          | at Baltimore      | Fox               | 1:00 p.m.         |

All games Detroit time.

Home Games in **BOLD CAPS**

# Nationally Televised

# 1998 Detroit Lions Media Guide

## CONTENTS AND DIRECTORY

|  |     |                                    |     |                             |     |
|--|-----|------------------------------------|-----|-----------------------------|-----|
| 1998 Lions' Schedule                       | 1   | 1997 Game Recaps                   | 162 | <b>YEAR-BY-YEAR RESULTS</b> |     |
| <b>ADMINISTRATION &amp; COACHING STAFF</b> |     | <b>LIONS' HONORS</b>               |     | Pre-Season Results          | 242 |
| Detroit Lions' Directory                   | 4   | All-Time Honor Roll                | 172 | Year-by-Year Results        | 245 |
| Management/Administrative Staff            | 6   | 1997 Detroit Lions' Honor Roll     | 176 | <b>THE HISTORY BOOK</b>     |     |
| Coaching Staff                             | 17  | <b>THE RECORDS SECTION</b>         |     | History of the Lions        | 302 |
| Football Operations Staff                  | 29  | Lions' Individual Records          | 178 | Significant Dates           | 303 |
| <b>PLAYER PROFILES</b>                     |     | Lions' Team Records                | 186 | Thanksgiving Day Games      | 305 |
| Veteran Player Biographies                 | 36  | Opponents' Records                 | 189 | Lions' Draft Selections     | 306 |
| 1998 Draft Pick Biographies                | 127 | Silverdome Records                 | 191 | Lions' Trade History        | 315 |
| Free Agent Biographies                     | 132 | Post Season Team Records           | 193 | All-Time Player Roster      | 318 |
| <b>LIONS' PERSONNEL</b>                    |     | Post Season Individual Records     | 194 | Monday Night / OT Games     | 325 |
| 1998 Alphabetical Roster                   | 138 | Seasonal Leaders                   | 197 | <b>THIS AND THAT</b>        |     |
| 1998 Numerical Roster                      | 140 | The Last Time                      | 205 | Pontiac Silverdome          | 328 |
| Roster Moves                               | 142 | <b>COACHING AND SERIES RECORDS</b> |     | Attendance Records          | 328 |
| Final 1997 Depth Chart                     | 144 | Year-by-Year Results               | 208 | 1998 NFL Schedule           | 329 |
| <b>1997 SEASON IN REVIEW</b>               |     | Lions' Coaching Summary            | 209 | Important Dates for 1998-99 | 331 |
| Regular Season Statistics                  | 146 | Past Lions' Coaches                | 210 | Lions' Radio Network        | 332 |
| Game-by-Game Statistics                    | 150 | Lions vs. the NFL                  | 211 | Lions' Media Policies       | 333 |
| Player Participation                       | 160 | Opponents Information              | 212 | Lions' Website              | 335 |
|  |     |                                    |     | Lions' New Domed Stadium    | 336 |



### DEDICATION

*The 1998 Detroit Lions Media Guide is thoughtfully dedicated to Reggie Brown and Doak Walker. Brown, playing in his second season with the Lions, sustained a career-ending neck injury in Detroit's regular season finale vs. the New York Jets on December 21, 1997. Walker, who played with the Lions from 1950-55, and is a member of The Pro Football Hall of Fame, suffered a spinal cord injury in late-January in a skiing accident in Colorado. The Detroit Lions offer their sincere best wishes to these men who have demonstrated great courage and determination in the past year.*


### 1998 DETROIT LIONS MEDIA GUIDE

**Editor:** Steve Reaven

**Editorial Assistance:** Mike Murray, Dan Arthur, James Petrylka and Risa Balayem

**Inside Photography:** Tom Albert

**Typesetting and Design:** Bauer Dunham & Barr, Ann Arbor



# Administration & Coaching

# 1998 Lions Staff Directory

## Executive Management

|   |                        |
|---|------------------------|
| Chairman and President.....                             | William Clay Ford      |
| Vice Chairman.....                                      | William Clay Ford, Jr. |
| Executive Vice President & Chief Operating Officer..... | Chuck Schmidt          |
| Head Coach.....   | Bobby Ross             |

## Management

|   |                   |
|---|-------------------|
| Vice President of Player Personnel.....                                   | Ron Hughes        |
| Vice President of Communications, Sales & Marketing.....                  | Bill Keenist      |
| Vice President of Football Administration.....                            | Larry Lee         |
| Vice President of Finance & Chief Financial Officer.....                  | Tom Lesnau        |
| Vice President - General Counsel.....                                     | David Potts       |
| Secretary.....  | David Hempstead   |
| Director, Salary Cap & Stadium Development.....                           | Tom Lewand        |
| Executive Assistant, Mr. William Clay Ford.....                           | Claire Mittendorf |
| Human Resources Director.....   | Cheryl Carrier    |
| Assistant, Offices of Mr. William Clay Ford, Jr.....                      | Jenny Taylor      |
| Administrative Assistant, Chuck Schmidt, David Potts & Tom Lewand.....    | Laura Douglas     |
| Administrative Assistant, Bill Keenist & Business Travel Coordinator..... | Karen Johnson     |
| Administrative Assistant, Football Administration.....                    | Barbara Saliba    |

## Administrative Staff

|   |                  |
|---|------------------|
| Manager, Accounting Operations.....       | Judy Kowalkowski |
| Administrative Assistant, Accounting..... | Terri Kimble     |
| LAN Administrator.....                    | Terri McKay      |
| Office Facilities Manager.....            | Mai Sellers      |
| Office Assistant.....                     | Matt Closs       |
| Part-Time Office Assistant.....           | Ken Briggs       |
| Receptionist.....                         | Kori Small       |

## Ticket Sales and Customer Service

|  |                  |
|--|------------------|
| Director of Ticket Sales and Customer Service..... | Jennifer Manzo   |
| Director of Box Office Operations.....             | Mark Graham      |
| Ticket Sales Assistant.....                        | Deanna Hittinger |
| Ticket Sales Assistant.....                        | Melissa Krucki   |
| Administrative Assistant.....                      | Liz Sorfes       |
| Ticket Sales Manager.....                          | Mark Schoenl     |
| Ticket Sales Coordinator.....                      | Katie Marinelli  |
| Ticket Sales Representative.....                   | Ellen Allisopp   |
| Ticket Sales Representative.....                   | Brian Graves     |
| Ticket Sales Representative.....                   | Tim Nesbitt      |
| Ticket Sales Representative.....                   | Lance Powser     |
| Ticket Sales Representative.....                   | Louis White      |

## Marketing

|   |                  |
|---|------------------|
| Executive Director of Marketing.....            | Steve Harms      |
| Sponsorship Sales Manager.....                  | Mark Cheklich    |
| Promotions and Game Operations Coordinator..... | Tarik Cox        |
| Administrative Assistant.....                   | Mary Ann Cordova |

## Media Relations

|  |              |
|--|--------------|
| Director of Media Relations.....       | Mike Murray  |
| Publications Coordinator.....          | Dan Arthur   |
| Media Information Coordinator.....     | Steve Reaven |
| Director of Broadcasting Services..... | Bryan Bender |
| Administrative Assistant.....          | Risa Balayem |

## Community Relations

|   |             |
|---|-------------|
| Director of Community Relations and Detroit Lions' Charities..... | Tim Pendell |
| Community Relations Coordinator.....                              | Kim French  |

**Coaching Staff**

|  |                   |
|--|-------------------|
| Defensive Line .....                                       | Brian Baker       |
| Defensive Assistant .....                                  | Don Clemons       |
| Offensive Coordinator .....                                | Sylvester Croom   |
| Running Backs .....  | Frank Falks       |
| Offensive Line .....                                       | Jack Henry        |
| Strength & Conditioning .....                              | Bert Hill         |
| Offense & Special Teams Assistant .....                    | Stan Kwan         |
| Quality Control - Offense & Administrative Assistant ..... | John Misciagna    |
| Linebackers .....  | Gary Moeller      |
| Quality Control - Defense .....                            | Dennis Murphy     |
| Tight Ends .....   | Bob Palcic        |
| Defensive Coordinator .....                                | Larry Peccatiello |
| Special Teams .....  | Chuck Prierer     |
| Defensive Backs .....                                      | Dick Selcer       |
| Wide Receivers .....                                       | Jerry Sullivan    |
| Quarterbacks .....   | Jim Zorn          |
| Administrative Assistant .....                             | Barbara Mouthaan  |
| Administrative Assistant .....                             | Beth Gay          |

**Football Operations**

|                                   |                    |
|-----------------------------------|--------------------|
| Equipment Manager .....           | Dan Jaroshewich    |
| Assistant Equipment Manager ..... | Mark Glenn         |
| Equipment Assistant .....         | James Jordan       |
| Video Director .....              | Steve Hermans      |
| Assistant Video Director .....    | Michael Richardson |
| Director of Security .....        | Allen Hughes       |
| Security Assistant .....          | John Scott         |
| Groundskeeper .....               | George Karas       |
| Assistant Groundskeeper .....     | Charlie Coffin     |

**Medical Staff**

|                                     |                     |
|-------------------------------------|---------------------|
| Head Athletic Trainer .....         | Kent Falb           |
| Assistant Athletic Trainer .....    | Bill Ford           |
| Assistant Athletic Trainer .....    | Joe Recknagel       |
| Team Physician - Internist .....    | Keith Burch, M.D.   |
| Team Physician - Orthopaedist ..... | David Collon, M.D.  |
| Orthopaedic Consultant .....        | Terry Lock, M.D.    |
| Optometrist .....                   | Jeff Rautio, O.D.   |
| Dentist .....                       | Jack Fuller, D.D.S. |

**Player Personnel/Scouting Staff**

|   |                 |
|---|-----------------|
| Director of Pro Scouting .....                  | Kevin Colbert   |
| Area Scout .....                                | Russ Bolinger   |
| Area Scout .....                                | Scott McEwen    |
| Area Scout .....                                | Jim Owens       |
| Area Scout .....                                | Sheldon White   |
| Pro Scout .....                                 | Charlie Sanders |
| Area Scout (BLESTO) .....                       | Chad Henry      |
| Player Personnel and Salary Cap Assistant ..... | Karen Van Dam   |
| Administrative Assistant .....                  | Helen Misener   |

**DETROIT LIONS QUICK FACTS**

**Address**  
 The Detroit Lions, Inc.  
 1200 Featherstone  
 Pontiac, MI 48342

**Stadium**  
 Pontiac Silverdome  
 Capacity - 80,311  
 Opened Aug. 23, 1975

**Phone**  
 Lions Offices - 248/335-4131  
 Tickets - 248/335-4151  
[www.detroitlions.com](http://www.detroitlions.com)



**William Clay Ford**  
CHAIRMAN AND PRESIDENT

When reflecting on William Clay Ford's ownership of the Detroit Lions, which spans almost 35 years, one would be hard-pressed to find a more momentous period than the one the franchise is currently experiencing. With a new domed stadium in downtown Detroit and a state-of-the-art office and practice facility in suburban Allen Park on the horizon, there is growing optimism regarding what the future will bring. Combined with those future enhancements, the installment of Bobby Ross as the team's 18th head coach on January 13, 1997, went a long way in cementing this as one of the most pivotal and exciting times in Mr. Ford's tenure as the team's owner.

Mr. Ford, along with the entire Detroit Lions' family, has run the gamut of emotions over the past two years. A disappointing 5-11 record in 1996 led to the hiring of Ross, who returned the club to the playoffs with an impressive 9-7 finish in 1997, and plenty of reason to believe there is even greater success to follow. The on-field progression paralleled the continued off-field developments with the pending new stadium and practice facility.

"We feel quite positive about where the organization has risen to in the past few years, and feel even more positive about where we are headed in the near future," Mr. Ford said. "With continued improvement and familiarity with what Coach Ross is trying to accomplish, we have ample reason to believe that we are on track to accomplish our ultimate goal — a Super Bowl victory. And as we move closer to seeing a new

downtown domed stadium, I can't help but reflect upon what an exciting time this is for our organization and everyone in Detroit."

Throughout his tenure as owner, William Clay Ford has guided the Detroit Lions organization with a sense of stability, integrity and honest leadership. Never one to seek the limelight, Mr. Ford has not sought public accolades for his many contributions to football, the automobile industry and his community.

Known as Bill Ford to his friends and business associates, his relationship with the Lions began during his childhood when his father, Edsel Ford, took him to the University of Detroit Stadium to see the first Lions' team play in their maiden season in the Motor City in 1934.

He became a club director in 1956 and was asked by then-Lions' President Edwin J. (Andy) Anderson to become the Lions' president in 1961.

In November of 1963, Mr. Ford purchased the team outright for \$4.5 million and officially took over the club on January 10, 1964.

The 1998 season marks Mr. Ford's 35th year as the sole owner of the club, and after making additional generous investments via free agency and shrewd development through the draft, he believes the Lions should contend for the NFL's top prize.

"I have a genuine excitement regarding the prospects of this year's team," Mr. Ford said. "Our personnel rivals any other club's in the NFL, and we saw first-hand last year what kind of winning and infectious attitude Coach Ross and his staff injected into the entire organization. Coach Ross and his staff work as diligently as any group in the NFL, and we're confident that work ethic, combined with the players we have assembled, will soon translate into an earnest drive for a championship. We're eager to see what 1998 will bring."

Of course, Mr. Ford's other passion in life is the automobile industry, he being a grandson of inventor and auto pioneer Henry Ford, founder of the Ford Motor Company.

Although he retired from his post as Ford Motor Company Vice-Chairman in March of 1989, Mr. Ford remains a member of the Board of Directors and serves on its Finance Committee as well as on its Organization Review and Nominating Committee. He has been a board member since 1948 and was chair-

man of the company's Design Committee since its inception in 1957 until retirement in 1989.

Utilizing his expertise in design, Mr. Ford is on special assignment as a design consultant focusing his efforts on the Jaguar.

During his career with the company, Mr. Ford gained special satisfaction and acclaim as the executive in charge of the design, development and subsequent introduction of the Continental Mark II, the successor to the classic Lincoln Continental that had been developed and introduced by his father, Edsel in 1939.

The youngest of Edsel's four children, William Clay Ford was born March 14, 1925. Following a tour of duty with the U.S. Naval Air Corp, he enrolled at Yale, where he captained both the tennis and soccer teams at the Ivy League school. In fact, he was a nationally ranked tennis player until two Achilles tendon surgeries relegated him to the sidelines. (Mr. Ford's athletic participation today includes some tennis, although he prefers golf, a game in which he became nearly a scratch performer.)

He graduated from Yale with a Bachelor of Science degree in economics and then joined Ford's sales and advertising staff. He later served on the industrial relations staff where he was a member of the committee that negotiated the historic 1949 contract with the UAW-CIO.

Mr. Ford also is Chairman Emeritus of the Board of Trustees of the Edison Institute, which operates Greenfield Village and the Henry Ford Museum in Dearborn. He is an honorary life trustee of the Eisenhower Medical Center, and serves as a director for the Boys' Club of America and the United Way of Southeastern Michigan. He is also a trustee for the Michigan Heart Association and to the Ronald Reagan Presidential Foundation. He received an honorary doctor of science degree from the Art Center College of Design in Pasadena, California, in 1981.

Recently, Mr. Ford's generosity was again recognized as the outdoor courts of the University of Michigan's new tennis center, of which he was a benefactor, were named in his honor. Also, a new addition to Detroit's Henry Ford Hospital (which bears the name of Mr. Ford's grandfather) opened in 1996 — The William Clay Ford Center for Athletic Medicine, which is one of the premier sports medicine treatment and research institutions in the country.

He is married to the former Martha Firestone of Akron, Ohio, and they are the parents of three daughters — Martha, Sheila and Elizabeth — and a son, William Clay Ford Jr., who serves as the Lions' Vice Chairman.



**William Clay Ford, Jr.**  
VICE CHAIRMAN

Since becoming Lions' Vice Chairman in February, 1995, William Clay Ford, Jr. has left an indelible mark on the organization with goals focused on outfitting a winner in the present, and ensuring the franchise of continued prosperity for decades to come. Ford also has forged a more influential and wide-ranging presence regarding league-wide issues, and is currently a member of the NFL's Finance Committee and NFL Properties' Executive Committee.

Ford played an instrumental role as the Lions announced plans in August, 1996 to build a new domed stadium in downtown Detroit, and he also was a vital cog in the search process which concluded with the hiring of Bobby Ross as head coach in January, 1997. William Clay Ford, Jr. shares his father's commitment and devotion for the franchise and a burning passion to win. And like his father, he wants nothing more than to see the Lions annually regarded as one of the premier franchises in the National Football League.

Ford's dedication to the Lions was never more evident than when he spearheaded the team's stadium negotiations. Due large-

ly to his determination and perseverance, the Lions were able to strike a deal with the city of Detroit and Wayne County that will place the Lions into a new domed stadium in downtown Detroit. The Lions will also build a state-of-the-art practice facility in Allen Park, a suburb of Detroit.

"As we begin to see tangible evidence of what the new stadium will mean to our franchise and our entire community, I can't help but become increasingly excited at the prospect of seeing Lions' football in downtown Detroit once again," said

Ford. "In my eyes, the project is about more than just a football stadium. Along with providing us with the revenue that is necessary for fielding a competitive football team, I believe that our stadium, along with the Tigers' new stadium, will spawn the development of other businesses and entertainment venues in downtown Detroit. I cannot express how happy I am that the Lions will be a catalyst in Detroit's rebirth."

In Ford's three years in his current role, he has made an immediate and far-reaching impact, as the organization took major steps forward on several fronts. In addition to the new stadium and practice facility developments, the Lions have instituted a new ticket sales policy; launched a more aggressive marketing campaign; began publishing a team newspaper; became one of the first National Football League teams to establish its own official website on the Internet; entered into a lucrative partnership with Infinity Broadcasting (now CBS Radio) for the Lions' radio broadcast rights; and started production on weekly radio and television shows that air throughout the season.

While Ford has been pleased with these developments, he is even more excited about the on-field progress the Lions have made under Ross.

"Bobby Ross and his staff are truly outstanding people, and I know that they share our passion and commitment to winning the Super Bowl," Ford said. "I've never seen a group of people work so hard in my life. I've never seen a guy so prepared as Coach Ross, whether it's for the draft or free agency or the football season. Another thing that impresses me about the staff is that it's a team, not a collection of individuals. They work very well together."

William Clay Ford, Jr., 41, had been Treasurer of the Lions since 1980. He also has been one of four National Football League representatives on the NFL Europe League (formerly World League) Board of Directors since October, 1994.

In 1996, he was named to Newsweek magazine's "The Century Club", a list of 100 people to watch as America heads into the next Millennium. Ford was one of only two people from the state of Michigan on the list.

Mr. Ford was elected to Ford Motor Company's Board of Directors on January 14, 1988. He assumed the position of Chairman of the Finance Committee for Ford Motor on January 1, 1995, at which time he also joined the Organization Review and Nominating Committee. He also is Chairman of the Environmental and Public Policy Committee.

The Princeton University graduate earned a master's degree in management as an Alfred P. Sloan Fellow at the Massachusetts Institute of Technology.

Mr. Ford is Chairman of the Edison Institute (Henry Ford Museum and Greenfield Village), Director of Detroit Renaissance, and a Trustee of Henry Ford Health System. He is also a member of the World Economic Forum's Global Leaders for Tomorrow, Vice Chairman of the Greater Downtown Partnership, Inc. and is on the Board of Directors of Conservation International.



**Chuck Schmidt**  
**EXECUTIVE VICE-PRESIDENT AND**  
**CHIEF OPERATING OFFICER**

In the era of free agency, salary cap and revenue sharing issues in the National Football League, the unwavering presence of Chuck Schmidt, the Lions' Executive Vice President and Chief Operating Officer, has guided the Lions with stability and continuity.

Since the end of the 1996 season, the Lions have undergone significant change. In May, 1996, the Lions' front office was re-structured to encompass four fully-functional areas — player personnel; football administration; communications, sales and marketing; and administrative ser-

vices. In August, 1996, the Lions announced plans for a new stadium in downtown Detroit and practice facility in Allen Park, Michigan. Funding for the stadium has been raised, the design process has been completed and groundbreaking was scheduled to take place in 1998. And, in January, 1997, Schmidt played an integral role in the selection process that culminated with the hiring of Bobby Ross as the new head coach. During this period of adjustment, Schmidt maintained

a sense of focus and uniformity within the organization.

On the field, the Lions have been a playoff team in five of the last seven years, however, the team is still striving towards its primary goal — the Super Bowl. A key element in achieving that goal is management of the salary cap. Detroit's continued ability to keep its core of star players intact combined with fine-tuning personnel in areas of need can be attributed largely to Schmidt's ability to administer the Lions' payroll under the salary cap.

Schmidt, 51, assumed his

current duties on December 27, 1989, when he succeeded Russ Thomas as the organization's top officer. In his first year at the helm, he hired a new Director of Player Personnel in Ron Hughes (now Vice President of Player Personnel).

Now in his 23rd year with the Lions, Schmidt has performed a variety of duties during his tenure, providing the Detroit native with keen and unique insight into the overall operation of the organization. He has been with the Lions since 1976 when he joined the club as a CPA. He soon thereafter was promoted to the team's controller. In 1987, Schmidt was named to the position of Vice President for Finance.

Under Schmidt's direction in 1990, the club established Detroit Lions Charities, a non-profit organization assisting various charitable and worthwhile causes in Michigan. To date, Detroit Lions Charities has donated over \$1 million to non-profit programs and charities throughout the state of Michigan, including over \$192,000 in March, 1998. The University of Michigan and Wayne State graduate serves on the board of directors for the program and is Secretary-Treasurer. Schmidt also serves on the Board of Directors for CATCH; the board of the Leader Dogs for the Blind in Rochester; and the Board of Directors for YMCA of metropolitan Detroit.



## **Ron Hughes**

**VICE PRESIDENT OF  
PLAYER PERSONNEL**

**16th Year with Lions**

Ron Hughes is the Lions' Vice President of Player Personnel. Prior to being named to his current position, Hughes spent six years as the Lions' Director of Player Personnel.

In his role as Vice President of Player Personnel, Hughes coordinates and supervises all of the Lions' college and pro scouting efforts. He was promoted to Director of Player Personnel in June, 1990, after having worked in the department since 1983. He had served as the Lions' Director of Pro Scouting, where he primarily was responsible for the advance scouting reports of the Lions' opponents during the football season. He also scouted the top 100 college prospects each year.

Hughes is a 1965 graduate of California State College of Pennsylvania. Following graduation, he returned to his native Pittsburgh and coached for 14 years on the high school level, including five seasons as head coach of North Catholic High School.

In 1979, Hughes joined BLESTO, a National Football League scouting combine, where he spent four seasons scouting eastern colleges. He spent his first two years (1983-84) with the Lions as a college scout, before moving to pro scouting in 1985.

The 55-year-old Hughes and his wife Adrienne have three children (Ted, Scott and Jennifer).



## **Bill Keenist**

**VICE PRESIDENT OF  
COMMUNICATIONS,  
SALES & MARKETING**

**13th Year with Lions**

Bill Keenist assumed the role of Vice President of Communications, Sales and Marketing in May of 1996 after two years as Vice President for Administration and Communications. In his current capacity, he oversees the Lions' media relations, community relations, marketing and ticket departments as well as managing all of the Lions' broadcast issues, both league and city-wide.

Under Keenist's direction, the Lions have recently launched their own television show (Reebok Lions Report), radio show, newspaper and official website on the Internet. He also negotiated a new five-year agreement with Infinity Broadcasting for the Lions' radio rights that, for the first time, includes a simulcast of all Lions' games on AM and FM stereo. And in 1997, the Lions re-structured their ticket office, with changes including instituting a telemarketing and group sales department.

Keenist, 40, has been with the Lions since 1985 when he was hired as Assistant Public Relations Director. In 1987 he was named Director of Public Relations, a position he held until his appointment as Director of Marketing, Broadcasting and Communications in 1991.

Prior to joining the Lions, Keenist worked for the

Washington Redskins from 1981-83 as a public relations assistant and Director of Promotions. He was a member of the Redskins' staff when the team won Super Bowl XVII in 1983 over Miami.

Keenist left the Redskins to become P.R. Director of the Pittsburgh Maulers of the United States Football League. After his stint with the Maulers, Keenist was the Sports P.R. Director for the Pittsburgh Civic Arena, where he worked primarily with the Pittsburgh Penguins hockey team.

Keenist's talents have been recognized around the NFL. For Super Bowls XXIV - thru XXVIII he had the honor of being selected the public relations co-captain, which involves the coordination of all media-related activities at the Super Bowl. He currently serves on the following NFL PR/Marketing Committees: Broadcasting, Governmental Affairs and NFL Insider Magazine (formerly Gameday).

He also served as the P.R. Chairman of the NFC Central Division and Chairman of the Public Relations Special Projects Committee.

A native of Elizabeth, Pa., Keenist holds a master's degree in sports administration from Ohio University. He also received his bachelor's degree in journalism from Ohio University. He began his post-collegiate career by serving a graduate internship at Duke University where he worked in the athletic department.

He lives in Oxford with his wife, Cindy, and their three children, sons, Billy and Christopher, and daughter, Lindsay.



## Larry Lee

### VICE PRESIDENT OF FOOTBALL ADMINISTRATION

6th Year with Lions

Former Lion offensive line man Larry Lee enters his third year as Vice President of Football Administration. Lee, who was promoted to his current post in May, 1996, had been the Lions' Director of Player Programs and Pro Personnel Assistant the previous three years.

In his current position, Lee negotiates player contracts and coordinates all aspects of football administration, including equipment, training and video departments, as well as player programs, team travel and training camp. Last season marked the first year the Lions held training camp away from the Silverdome since 1989 (Saginaw Valley State University). The team and SVSU have since entered into a long-term agreement to continue their present relationship.

In Lee's first year in his current role, the Lions added a security department and improved the coordination of efforts between the various departments within football operations.

Lee also remains in charge of the club's player programs efforts. Included under this umbrella are four entities — continuing education, post-career internships, family assistance and financial education seminars.

Earlier in 1998, Lee was given his fraternity's (Kappa Alpha Psi) Certificate of Achievement.

He also serves on several local boards, and is a lifetime member of two organizations — Kappa Alpha Psi and the NAACP.

An All-Pac Ten performer and team captain as a senior at UCLA, Lee was selected by Detroit in the fifth round of the 1981 draft. Lee spent five seasons with the Lions as a center/guard and long-snapper. He signed with the Miami Dolphins in 1986, and finished his career with Denver (1987-90). While in Denver, Lee took part in Super Bowl XXII.

Lee, 38, began planning for his post-football career while he was still playing, taking part in the Ford Motor Co. Minority Dealer Program. He later worked full-time as Mel Farr's administrative assistant from 1990-92. Lee also spent a year as general manager at White Allen Honda in his hometown of Dayton, Ohio before returning to the Lions.

Larry and his wife, Daphne, have two daughters, Dayna (13) and Danielle (10).



## Tom Lesnau

### VICE PRESIDENT OF FINANCE AND CHIEF FINANCIAL OFFICER

20th Year with Lions

Tom Lesnau was named to the position of Vice President of Finance and Chief Financial Officer in May, 1996.

His role consists of supervising the club's financial operations, including budgeting, payroll, purchasing, accounting and all other financial matters. In addition to those responsibilities, he oversees the administra-

tion and computer operations of the Lions, including non-team travel and facilities management of the club. He also continues his role as the Lions' liaison with the Pontiac Silverdome Stadium Authority.

In Lesnau's first year in his current role, he undertook the enormous task of establishing departmental budgets in order to more efficiently administer the overall performance of the organization. Also, the Lions developed a new system for financial operations such as billing, purchasing and expense reports.

He was named Controller of the Lions in January of 1991 after serving as the team's accountant for 13 years. Lesnau came to the Lions from the accounting firm of Ernst and Whinney (now Ernst and Young), where he had worked for five years. He was hired as the club's accountant in 1978 and took over the additional duties of travel coordinator in 1980. Lesnau also coordinated the construction of the players' lounge as well as the construction of the ticket and marketing offices and the conversion of the old ticket office into the public relations office in 1991. And in 1997, Lesnau supervised more significant changes made to the team's facilities, including the remodeling of the locker room and weight room.

In addition to his duties with the Lions, Lesnau serves on the NFL Finance Directors Committee. Additionally, his involvement with local charities includes positions on the Board of Directors for the Detroit Lions Courage House, Kolo Charities and the Russ Thomas Scholarship Fund.

Lesnau, a native of Detroit, received his degree in accounting from Michigan State University and is a Certified Public Accountant. He resides in Waterford.



### **David Wm. Potts**

**VICE PRESIDENT -  
GENERAL COUNSEL**

**4th Year with Lions**

In the era of free agency and the salary cap, having the best possible legal advice is paramount. David Wm. Potts fills a significant role in this area as the Lions' Vice President - General Counsel. Potts, 56, advises Chuck Schmidt and the Lions' organization on legal matters and provides counsel on corporate and league issues, and governmental relations. He joined the Lions in August, 1994.

Potts played a major role in the Lions' stadium negotiations in 1996, which resulted in plans for a new stadium in downtown Detroit. He is currently involved in the Lions' lease negotiations with the Pontiac Silverdome as well as serving as the Lions' chief political liaison with city, county, state and federal legislators.

Potts' familiarity with the Lions is a tremendous plus as he continues his long association with the organization. The Lions have tapped into his vast reservoir of legal expertise often in the past. A practicing attorney since 1969, Potts was a senior partner in the Birmingham law firm of Carson, Fischer and Potts prior to his current post with the Lions.

A native of Bloomfield Hills, Michigan, Potts attended

Hillsdale College and Eastern Michigan University, and graduated from the Wayne State University School of Law in 1969.

Chief among Potts' professional and personal honors was his 1991 appointment to the President's Commission on White House Fellowships, a position he held for two years. He also received the Arthur L. Robbins Award in trial practice while in law school at Wayne.

In February, 1997, he was named Chairman of the Oakland County Economic Development Corporation. Potts assumed the chairmanship after having served as a director and officer of the corporation, which provides business support and community assistance services in Oakland County.

He is admitted to practice in all Michigan Courts, U.S. District Court - Eastern District of Michigan, and U.S. Court of Appeals - 6th Court.

In addition to his professional experience, Potts has been active in several civic organizations: Oakland County Legal Aid Society, Oakland County Bar Association (Public Relations Committee Chairman and Vice Chairman In-House Counsel Committee), American Heart Association Corporate Advisory Board and Detroit Institute of Arts (Founders Junior Council member and President).

His wife, Wendy L. Potts, is an Oakland County Circuit Court judge. She is also a director of the State Bar of Michigan. David and Wendy have two daughters, Kelly, a graduate of the University of Michigan, and currently a law student at DePaul University; and Stephanie, a recent graduate of Indiana University.

## **Staff**



### **Bryan Bender**

**DIRECTOR OF BROADCASTING SERVICES**

**2nd Year with Lions**

Bryan Bender begins his second season with the Lions as Director of Broadcasting Services. Prior to joining the team on a full-time basis in 1997, Bender produced the "Reebok Lions Report" television show on a free-lance basis for two years.

In addition to his current duties of coordinating the Lions' television programs, Bender also produces the team's pre-season telecasts as well as the DiamondVision production (on gamedays) at the Pontiac Silverdome. He also assists the team's video department in shooting all practices and away games.

Prior to joining the Lions, Bender was a member of the WJBK-TV 2 (Fox affiliate in Detroit) sports department for four years. A graduate of Eastern Michigan University, Bender lives in Grand Blanc with his wife, Cathy, and their two children, Ashley and Michael.



**Cheryl Carrier**  
HUMAN RESOURCES  
DIRECTOR

3rd Year with Lions

Cheryl Carrier is in her third year as the Lions' Human Resources Director. Prior to joining the Lions, Carrier spent 19 years with Ford Motor Company, the last nine as Executive Assistant to William Clay Ford, Jr.

Carrier set up the newly formed department, which established new policies and procedures for personnel matters, in addition to providing human resources services to Lions' staffers. Among the services provided are training sessions, seminars on various topics such as stress management, social activities, a new job performance evaluation system and orientation for new employees.

A native of the Detroit area, Carrier attended Plymouth Salem High and Henry Ford Community College. Her hobbies include scuba diving, mountain biking and all aspects of nature. She resides in Milford with her husband, Jim.



**Mark Graham**  
DIRECTOR OF BOX OFFICE  
OPERATIONS

16th Year with Lions

Mark Graham enters his first year as Director of Box Office Operations, but he is no stranger to the Lions' ticket office. He has served in several capacities within the club's ticket operations in the past 15 years, including time spent as a ticket sales representative, Assistant Director of Ticket Sales and managing the team's season ticket holder accounts. In his current role, Graham oversees the daily operation of all box office operations.

Graham re-joined the Lions in 1990 following a brief stint in the ticket office of the Fox Theater in Detroit. He started with the Lions on a part-time basis and remained in that capacity until 1986 when he was promoted to full-time status with the club. Graham, 39, has also worked in the ticket offices of the Detroit Tigers, Detroit Red Wings and Joe Louis Arena.

Additionally, Graham was instrumental in the complete conversion and overhaul of the Lions' ticketing system in 1997. Also, Graham has worked for the NFL in eight past Super Bowls (including the last seven), assisting in the league-wide allocation and on-site distribution of all Super Bowl tickets.

Graham and his wife, Michelle, have a daughter, Suzan, 9, and two sons – Michael, 6, and Joseph, 2.



**Steve Harms**  
EXECUTIVE DIRECTOR OF  
MARKETING

5th Year with Lions

Steve Harms enters his fifth year as the Lions' Executive Director of Marketing. Harms, 37, oversees the Lions' marketing and promotions programs. His main focus is on sponsorship sales, and he has also taken over broadcast advertising sales for all Lions' media properties.

Additionally, Harms sells promotions, print advertising, and special event sponsorships, as well as coordinating sponsorship opportunities within the team's official website. The Lions' fan festival and corporate sponsorship programs at training camp are also under his management.

Harms joined the Lions with over 10 years experience in marketing and sales in the NBA. He most recently served as the Director of Sponsor Programs for the Detroit Pistons and the Palace of Auburn Hills from 1991-94. From 1989-91, Harms was Team Services Manager for NBA Properties in New York. Harms also spent four years (1985-88) as the Director of Sales with the Milwaukee Bucks before moving on to NBA Properties. He began his career in the Pistons' Ticket Sales department at the Silverdome.

A native of Milwaukee, Wisconsin, Harms earned a bachelor's degree in recreation administration at the University of Wisconsin-La Crosse. He and his wife, Lori, reside in Oxford with their two daughters, Lauren and Joelle.



**Allen "Jocko" Hughes**

**DIRECTOR OF SECURITY**

3rd year with Lions

Allen "Jocko" Hughes enters his third year as the Lions' Director of Security. Hughes handles day-to-day security needs and concerns as well as accompanies the team on road trips to ensure security.

Hughes joined the Lions following a 28-year career with the Detroit Police Department. He retired with the rank of Third Deputy Chief, where he trained officers and supervisors. Hughes also taught adult education in the Detroit Public Schools from 1979-85 and served as Chief of Operation/Security Director for the Emanuel Steward Kronk Boxing Team from 1981-87.

A native of Detroit, Hughes graduated from Miller High School, where he was a three sport athlete - football, basketball and track - earning All-State honors in basketball and football. He was enshrined in the school's Hall of Fame in 1991. Hughes graduated from the University of Detroit Mercy with a degree in law enforcement. He coached and played professional basketball as well as coaching the Detroit Policemen basketball team and little league football.

Hughes has three children, Cassandra, Allen and Calvin. He resides in Canton with his wife, Ora, who has two daughters, Robin and Terri.



**Tom Lewand**

**DIRECTOR, SALARY CAP & STADIUM DEVELOPMENT**

3rd Year with Lions

Tom Lewand performs a variety of functions for the team. Lewand manages the Lions' salary cap and negotiates player contracts. In addition to his salary cap responsibilities, Lewand is overseeing the Lions' new stadium venture, including coordinating the design and construction process.

Lewand received his law degree from the University of Michigan Law School and his Masters in business administration from the University of Michigan Business School in 1996.

After receiving his undergraduate degree from the University of Michigan in political science and economics in 1991, he worked as an environmental advisor for the Governor of Indiana, Evan Bayh. Following a year at that position, he entered law school at Michigan. He spent time working for the law firms of Dickinson, Wright, Moon, Van Dusen and Freeman in Detroit and the Chicago law firm of Kirkland and Ellis. In the summer of 1993, he worked in the White House in the Counsel's Office for Presidential Personnel. Lewand also worked for the University of Michigan football program in various capacities on a volunteer basis while he was in school.

Lewand and his wife Suzanne make their home in Royal Oak, and were joined by daughter, Cayleigh, in November, 1997.



**Jennifer Manzo**

**DIRECTOR OF TICKET SALES AND CUSTOMER SERVICE**

2nd Year with Lions

Jennifer Manzo is the Director of Ticket Sales and Customer Service after serving in 1997 as the team's Assistant Director of Ticket Sales. In her current role, she oversees all ticket sales, ticket promotions and customer service and recently introduced the club's season ticket holder e-mail program.

Manzo joined the Lions following three years with the Chicago Wolves of the International Hockey League, where she held posts as both Ticket Sales Coordinator and Director of Ticket Sales. Prior to joining the Wolves, she was a marketing assistant with Hamilton Investments in Chicago from 1993-94.

A graduate of Michigan State University, Manzo worked as a recruiting assistant for the Spartans' football program from 1987-91, and also spent time as a stringer and features reporter at the Lansing State Journal during that span. Following her time in East Lansing, Manzo worked as a sports information assistant at the Mid American Conference's league office in 1991-92, and later became a sales representative for the Detroit Pistons/Palace of Auburn Hills.

Manzo's father, Richard Comar, was a long-time assistant football coach at Michigan State, Indiana State, Eastern Michigan, the Buffalo Bills and the CFL's Toronto Argonauts.

She is a founding member of WISE (Women in Sports and Events), and her hobbies include running, gardening, golf and hiking. She and her husband, Larry, reside in Troy, and are expecting their first child in September, 1998.



### **Mike Murray** DIRECTOR OF MEDIA RELATIONS

#### 8th Year with Lions

Mike Murray joined the club as Media Relations Coordinator in April, 1991. As Director of Media Relations, Murray manages all aspects of media relations for the Lions including the writing and publishing of the team's media guide, Insider Magazine (formerly Gameday), yearbook, press credentials, news releases, press conferences and direct day-to-day contact with the media. Under his direction, the club has initiated the extensive use of desk-top publishing, established its own newspaper ("Lions Report"), and developed the team's official website:

[www.detroitlions.com](http://www.detroitlions.com).

In 1997, Murray was honored by the Detroit Sports Broadcasters Association with the Best of the Best Award as Public Relations Person-of-the-Year in Michigan sports. And in 1994-95 and 1998, his media relations department was named a finalist for the Pete Rozelle Award, an honor given annually by the Professional Football Writers of America recognizing the outstanding NFL P.R. staff. Murray has also contributed to the National Football League's media relations efforts for the Super Bowl, Pro Bowl and NFC Championship Game, and has served on various NFL public relations committees.

Murray brought to the Lions extensive experience in athletic media relations. He arrived with the Lions following a brief stint as Assistant to the Athletic Director for Media Relations at Illinois State University. Prior to that post, Murray spent seven years as Assistant Sports Information Director at the University of Michigan. During his tenure in Ann Arbor, Murray helped coordinate publicity for six bowl-bound football squads and the men's basketball team that claimed the 1989 NCAA Championship.

A Dearborn native, Murray received his communications degree from the University of Michigan. He and his wife, Mena, have three children, Elizabeth, Michael and Eddie, and reside in Royal Oak.



### **Tim Pendell** DIRECTOR OF COMMUNITY RELATIONS AND DETROIT LIONS' CHARITIES

#### 14th Year with Lions

The Lions' involvement with charity and community organizations in the Detroit area has increased in recent years largely due to the efforts of Tim Pendell. In March, 1998, Detroit Lions Charities exceeded the \$1 million mark in donations to non-profit programs and charities throughout the state of Michigan. Pendell joined the Lions in 1985 and was Director of Communications prior to being named to his current position in December, 1990. He also has been the chairman of the NFL Community Relations Committee since 1992.

Pendell is a native of Macomb, Illinois, but he was no stranger to Michigan when he joined the Lions. He was the Sports Information Director at Ferris State University in Big Rapids, Michigan from 1976-83. He then joined the public relations staff of the United States Football League's Michigan Panthers from 1983-84.

Pendell graduated from Western Illinois University and served a four-year stint in the Air Force with American Forces Radio and Television service. He and his wife, Diann are members of Faith Church, and reside in Oxford.

# Lions' Staff



**Ellen Allsopp**  
TICKET SALES  
REPRESENTATIVE




**Dan Arthur**  
PUBLICATIONS COORDINATOR




**Risa Balayem**  
ADMINISTRATIVE ASSISTANT -  
Media Relations



**Ken Briggs**  
OFFICE ASSISTANT



**Mark Cheklich**  
SPONSORSHIP SALES  
MANAGER



**Matt Closs**  
OFFICE ASSISTANT



**Charlie Coffin**  
ASSISTANT GROUNDSKEEPER



**Mary Ann Cordova**  
ADMINISTRATIVE ASSISTANT -  
Marketing



**Tarik Cox**  
PROMOTIONS & GAME  
OPERATIONS COORDINATOR



**Laura Douglas**  
ADMINISTRATIVE ASSISTANT-  
C. Schmidt, D. Potts & T. Lewand



**Kim French**  
COMMUNITY RELATIONS  
COORDINATOR



**Bill Ford**  
ASSISTANT ATHLETIC  
TRAINER



**Beth Gay**  
ADMINISTRATIVE  
ASSISTANT - Coaching



**Mark Glenn**  
ASSISTANT EQUIPMENT  
MANAGER



**Brian Graves**  
TICKET SALES REPRESENTATIVE



**Deanna Hittinger**  
TICKET SALES ASSISTANT



**Karen Johnson**  
ADMINISTRATIVE ASSISTANT - B.  
Keenist & Business Travel Coordinator



**James Jordan**  
EQUIPMENT ASSISTANT



**George Karas**  
GROUNDSKEEPER



**Terri Kimble**  
ADMINISTRATIVE  
ASSISTANT - Accounting



**Judy Kowalkowski**  
MANAGER, ACCOUNTING  
OPERATIONS



**Melissa Krucki**  
TICKET SALES ASSISTANT



**Katie Marinelli**  
TICKET SALES  
COORDINATOR



**Terri McKay**  
LAN ADMINISTRATOR



**Helen Misener**  
ADMINISTRATIVE  
ASSISTANT - Player Personnel



**Claire Mittendorf**  
EXECUTIVE ASSISTANT -  
William Clay Ford, Sr.



**Barbara Mouthaan**  
ADMINISTRATIVE ASSISTANT -  
Bobby Ross & Coaching



**Tim Nesbitt**  
TICKET SALES REPRESENTATIVE



**Lance Powser**  
TICKET SALES REPRESENTATIVE



**Steve Reaven**  
MEDIA INFORMATION  
COORDINATOR



**Joe Recknagel**  
ASSISTANT ATHLETIC  
TRAINER



**Michael Richardson**  
ASSISTANT VIDEO DIRECTOR



**Barbara Saliba**  
ADMINISTRATIVE ASSISTANT -  
Football Administration



**Mark Schoenl**  
TICKET SALES MANAGER



**Mai Sellers**  
OFFICE FACILITIES MANAGER



**Kori Small**  
RECEPTIONIST



**Liz Sorles**  
ADMINISTRATIVE ASSISTANT -  
Ticket Sales & Customer Service



**Jenny Taylor**  
ASSISTANT - Offices of  
William Clay Ford, Jr.



**Louis White**  
TICKET SALES REPRESENTATIVE



## **Bobby Ross**

### **HEAD COACH**

**59-44 Career Record  
(56-40 regular season)  
2nd Year with Lions  
11th Year in NFL**

In his first season as head coach of the Detroit Lions, Bobby Ross made an immediate impact, as the club improved from a 5-11 record in 1996, to a 9-7 mark and a playoff berth last season. Ross became the first Detroit head coach since George Wilson in 1957 to lead the team to the postseason in his first season as head coach.

The 1997 season was one of adjustment for the Lions' coaching staff and players, but the team came together late in the season to win five of its last six games to qualify for the playoffs. The season ended on a disappointing note with a playoff loss at Tampa Bay, but the foundation for success was certainly put into place by Ross and his staff.

Not one to rest on his laurels, Ross immediately began preparing the team for the 1998 season. In the first three months following the '97 campaign, the Lions made several personnel moves aimed at bringing the club closer to its ultimate goal — a Super Bowl

triumph. Detroit addressed its need to shore up the line-backing corps by signing Allen Aldridge from the Super Bowl champion Denver Broncos on the second day of the free agency period. Additionally, in late-March, the Lions obtained another starting linebacker, Rob Fredrickson, from the Oakland Raiders in exchange for a fourth round pick in the 1998 NFL Draft. Detroit also re-signed several of its own key free agents.

Ross became the 18th head coach in Lions' history on

January 13, 1997 following five years as the head coach of the San Diego Chargers, where he posted a regular-season record of 47-33 (.588) and a 3-3 mark in postseason play. Ross' 50 overall victories as the Chargers head coach — an average of 10 wins per year — ranks third on the team's all-time list behind Sid Gillman (87 wins in 11 seasons) and Don Coryell (72 wins in nine seasons). His three post-season wins are tied with Coryell for the most in team history.

Ross took the reins in San Diego prior to the 1992 season. The Chargers caught fire after a slow start in '92 and became one of the NFL's Cinderella stories that year. Despite losing the first four games of the season, Ross' squad won 11 of the final 12 regular-season games and claimed San Diego's first AFC West title since 1981. That season also marked San Diego's first playoff appearance since 1982. The Chargers continued their winning ways with a 17-0 playoff victory over Kansas City before bowing out of the playoffs with a divisional playoff loss at Miami the following week.

The Chargers' accomplishments in 1992 did not go unnoticed, earning Ross a host of postseason honors. Ross was named NFL Coach of the Year by United Press International, Pro Football Weekly, Football News Digest, Maxwell Football Club, Kansas City 101 Banquet and the Pro Football Writers Association.

Yet Ross' most successful NFL campaign came in 1994 when he led the Chargers to the only Super Bowl appearance in franchise history. Ross' relentless coaching style drove the team to playoff victories over Miami (22-21) at Jack Murphy Stadium and at Pittsburgh in the AFC Championship Game (17-13), before dropping a 49-26 decision to San Francisco in Super Bowl XXIX.

Prior to taking his first NFL head coaching position in 1992 with the Chargers, Ross was a head coach in the college ranks for 15 years, with four seasons (1978-81) spent as an assistant with the Kansas City Chiefs mixed into that span as well. During those 15 years coaching at The Citadel, Maryland and Georgia Tech, Ross compiled a record of 94-76-2 (.552).

Before revising the fortunes of the Chargers, the 61-year-old Richmond, Virginia native turned around the Georgia Tech program, carrying it into the national spotlight. As only the eighth full-time head coach in school history, he inherited a down-trodden program which struggled through a 5-20 mark before his arrival. The Yellow Jackets won 18 of their next 20 games after Ross arrived in Atlanta and claimed a share of the national championship in 1990 with an 11-0-1 mark. It was the football program's first-ever national championship, and Ross was a consensus choice as national coach of the year. He culminated his career at Georgia Tech with a 31-26-1 record, including a 26-6-1 record over his final 33 games. He finished his five-year stint with an 8-5 record in

1991 and an 18-17 come-from-behind victory over Stanford in the Aloha Bowl.

In 1990, Ross directed Georgia Tech to the United Press International National Championship as the nation's only unbeaten team (11-0-1) following a convincing 45-21 win over Nebraska in the Florida Citrus Bowl. It was Tech's first appearance in a New Year's Day bowl game since 1966. Ross also collected one of the biggest wins of his coaching career when Tech knocked off then-top-ranked Virginia, 41-38, in a nationally-televised thriller. The Yellow Jackets won their first Atlantic Coast Conference title in school history in 1990, and the school's first national and conference championship of any kind since 1952.

Ross previously spent five successful seasons at the University of Maryland (1982-86) where his Terrapin teams were known in particular for their explosive offenses. During his time at Maryland, the Terrapins compiled a sparkling 39-19-1 mark (.607), with Ross guiding Maryland to

three ACC titles and four bowl games.

Another of Ross' coaching highlights came in Maryland's thrilling 42-40 win over nationally-ranked Miami in 1984. Making the greatest comeback in Division I history, Ross led the Terps from a 31-0 halftime deficit to a last-second win over the Hurricanes in the Orange Bowl. Ross' Maryland teams produced a number of outstanding talents, including All-America quarterbacks Boomer Esiason, Frank Reich and Stan Gelbaugh, and former Detroit Lions' Pro Bowl center Kevin Glover.

After a tour of duty in the U.S. Army as a First Lieutenant (1960-62) and four seasons of coaching at the prep level, Ross started his collegiate coaching career at VMI in 1965. He then spent four seasons as an assistant at William & Mary (1967-70), one year at Rice (1971), and one year at Maryland (1972) before beginning his head coaching career at The Citadel in 1973.

Ross spent five seasons at The Citadel (1973-77) before leaving to become an assistant

coach in the NFL under Marv Levy with the Kansas City Chiefs in 1978. He coached special teams and defense in 1978-79 and offensive backs in 1980-81 with the Chiefs, before returning to the collegiate ranks as head coach at Maryland in 1982.

Robert Joseph Ross was born Dec. 23, 1936, in Richmond, Virginia, and was a three-sport letterman at Virginia Military Institute in football, basketball, and baseball. He started at quarterback and defensive back for two seasons and served as team captain as a senior. Ross graduated from the Lexington, Virginia school in 1959 with a Bachelor of Arts degree in English and history.

Ross and his wife, Alice, have five children - sons Chris, Kevin, and Robbie and daughters Mary and Teresa - and ten grandchildren. All five of his children are college graduates: Chris (Air Force Academy - 1984), Mary (Maryland - 1985), Teresa (Loyola of Baltimore - 1987), Kevin (Naval Academy - 1988) and Robbie (Georgia Tech - 1996).

## Bobby Ross' Coaching Record

### NFL REGULAR SEASON

| Year             | W         | L         | T        | Pct.        | Result                     |
|------------------|-----------|-----------|----------|-------------|----------------------------|
| 1992 (San Diego) | 11        | 5         | 0        | .688        | 1st, AFC West              |
| 1993 (San Diego) | 8         | 8         | 0        | .500        | 4th, AFC West              |
| 1994 (San Diego) | 11        | 5         | 0        | .688        | 1st, AFC West              |
| 1995 (San Diego) | 9         | 7         | 0        | .563        | 2nd, AFC West              |
| 1996 (San Diego) | 8         | 8         | 0        | .500        | 3rd, AFC West              |
| 1997 (Detroit)   | 9         | 7         | 0        | .563        | 3rd, NFC Central           |
| <b>Total</b>     | <b>56</b> | <b>40</b> | <b>0</b> | <b>.583</b> | <b>Two Division Titles</b> |

### NFL PLAYOFFS

| Year             | W        | L        | T        | Pct.        | Result                         |
|------------------|----------|----------|----------|-------------|--------------------------------|
| 1993 (San Diego) | 1        | 1        | 0        | .500        | Def. KC, Lost at Miami         |
| 1994 (San Diego) | 2        | 1        | 0        | .667        | Def. Miami, Pitt; Lost to SF   |
| 1995 (San Diego) | 0        | 1        | 0        | .000        | Lost to Indianapolis           |
| 1997 (Detroit)   | 0        | 1        | 0        | .000        | Lost at Tampa Bay              |
| <b>Total</b>     | <b>3</b> | <b>4</b> | <b>0</b> | <b>.429</b> | <b>Trip to Super Bowl XXIX</b> |

### COLLEGE RECORD

| Years        | College      | W         | L         | T        | Pct.        |
|--------------|--------------|-----------|-----------|----------|-------------|
| 1973-77      | The Citadel  | 24        | 31        | 0        | .436        |
| 1982-86      | Maryland     | 39        | 19        | 1        | .670        |
| 1987-91      | Georgia Tech | 31        | 26        | 1        | .543        |
| <b>Total</b> |              | <b>94</b> | <b>76</b> | <b>2</b> | <b>.552</b> |

## Coaching Staff



### Sylvester Croom

#### OFFENSIVE COORDINATOR

2nd Year with Lions

12th Year in NFL

Sylvester Croom enters his second year in Detroit as offensive coordinator after coaching running backs with three NFL teams for the previous 10 seasons. The Tuscaloosa, Ala. native has spent the last six years teamed with Bobby Ross, beginning with his role as running backs coach from 1992-96 in San Diego.

With Croom calling the offensive plays in 1997, the Lions averaged 362.4 yards per contest, which placed them atop the NFC ranks and second in the NFL, trailing only the Super Bowl XXXII champion Denver Broncos (367.0 yards per game). Detroit's lofty standing offensively was achieved after Croom and the offensive staff overhauled the Lions' playbook during the months leading up to the '97 season. The coaches placed a new emphasis on using two wide receivers and a fullback as the club's base formation, as opposed to the three-receiver/no fullback set that had become synonymous with the team during the previous decade.

With the change in philosophy and personnel, the Lions boasted some of the league's most gaudy offensive numbers. Herman Moore and Johnnie Morton established themselves as perhaps the league's most dangerous wide receiver tandem, with both players eclipsing the 1,000-yard receiving plateau and Moore tying for the league-lead with 104 receptions.

And despite running behind a fullback for the first time in his career, Barry Sanders won his fourth NFL rushing title and became only the third person in league history to rush for 2,000 yards in a season (2,053 yards). Additionally, with Tommy Vardell and Cory Schlesinger sharing duties, the fullback position accounted for seven total touchdowns and 21 receptions as a viable option for quarterback Scott Mitchell to utilize out of the backfield.

Prior to joining the Chargers in 1992, "Sly" tutored the Indianapolis Colts' running backs in 1991. He held a similar position with the Tampa Bay Buccaneers for four seasons (1987-90), with that assignment serving as his first professional coaching experience.

Before joining the pro ranks, Croom spent 10 years (1977-86) at his alma mater, the University of Alabama, where he coached linebackers. He coached both outside and inside linebackers for the Crimson Tide, guiding the outside linebackers from 1977-81 and 1984-86, while leading the inside linebackers 1982-83. While he was at Alabama, the Tide won back-to-back national championships in 1978-79. Four of Croom's pupils at Alabama went on to become first round NFL draft choices - E.J. Junior (1981), Mike Pitts (1983), Cornelius Bennett (1987) and Derrick Thomas (1989). Also during Croom's tenure, Alabama led the Southeastern Conference in total defense in 1979-80. He started his coaching career at Alabama as a graduate assistant in 1975-76.

During his playing days at Alabama under legendary coach Bear Bryant, Croom was an All-American center from 1972-74, while helping lead the Tide to three straight SEC Championships and a national title in 1973. Alabama compiled a 32-4 record during Croom's three years as a starter. The 6-0, 235-pound center was named Kodak All-American and first-team All-SEC as a senior in 1974. He also earned the Jacobs Award as the best offensive lineman in the con-

ference. Croom began his career at Alabama as a linebacker, then switched to tight end and tackle before settling in at center.

Following his career at Alabama, Croom signed with the New Orleans Saints as a free agent in 1975 and played one season in the NFL.

Croom received his bachelor's degree in history with a minor in biology from Alabama in 1975 and earned his Master's degree in educational administration two years later at Alabama.

Sylvester Croom, Jr. was born on September 25, 1954, in Tuscaloosa, Alabama. He played linebacker and tight end for the Tuscaloosa High Black Bears. Sly and his wife, Jeri, have a daughter, Jennifer.

DETROIT LIONS, 1997-  
Offensive Coordinator  
SAN DIEGO CHARGERS, 1992-96:  
Running Backs  
INDIANAPOLIS COLTS, 1991:  
Running Backs  
TAMPA BAY BUCCANEERS, 1987-90:  
Running Backs  
UNIVERSITY OF ALABAMA, 1977-86:  
Linebackers  
UNIVERSITY OF ALABAMA, 1975-76:  
Graduate Assistant



### Larry Peccatiello

#### DEFENSIVE COORDINATOR

2nd Year with Lions

27th Year in NFL

As defensive coordinator, Larry Peccatiello heads into the 1998 season looking to build upon the sound foundation he and his staff built in their first year in charge of the Lions' defense. Peccatiello, a

26-year NFL coaching veteran, joined the Lions in 1997 following three years as the defensive coordinator with the Cincinnati Bengals. Prior to his stint with the Bengals, Peccatiello spent 13 seasons with the Washington Redskins where he played a vital role in three Redskins' Super Bowl victories in four appearances.

Peccatiello was instrumental in the Lions' vast improvement defensively a year ago, taking a group that finished the '96 season ranked 20th in the NFL, and moving Detroit into the upper half of defensive units league-wide in 1997 (14th), while allowing an average of 25 yards less per game. Detroit accomplished this by blending a myriad of different players together, including two rookie starting cornerbacks, and overcoming a variety of serious injuries, which featured three career-ending ailments and two additional starters finishing the year on Injured Reserve.

Two factors in particular aided the Lions' defensive ascension in 1997 — more takeaways and a consistent ability to stop the run. After a year in which Detroit recorded the least takeaways in the league (19 in 1996), the Lions recorded almost that many interceptions alone (17) in '97 and increased their overall takeaway total to 25. Detroit allowed an average of more than 10 yards less on the ground than in 1996 as well. For the year, the Lions only saw four running backs rush for 100 yards in a game, including only one such outing in the season's last 11 contests.

But perhaps the biggest development defensively in 1997 was the team's ability to score points on the defensive side of the ball. The Lions scored five defensive touchdowns (and one safety), the club's largest output in a season since 1971. This scoring trend and the increase in takeaways were two qualities Peccatiello imprinted on Cincinnati's defense in his three years there. Peccatiello's troops led the NFL with 44 takeaways in 1996, including a team-record 34 interceptions. Also in 1996, the Bengals allowed only 102.7 rushing yards per game, the

lowest single-season total for the Bengals since 1983.

Peccatiello joined the Bengals following his 13-year stint (1981-93) with the Redskins. He was Washington's defensive coordinator from 1983-92 and served as assistant head coach in 1993. During his tenure as defensive coordinator, the Redskins played in four Super Bowls and emerged victorious in three of them (Super Bowls XVII, XXII and XXVI). In eight of Peccatiello's last ten seasons in Washington, the Redskins ranked in the NFL's top ten in rushing defense.

He began his professional coaching career with the Houston Oilers in 1972. Following four seasons (1972-75) as the Oilers' linebackers coach, he moved on to Seattle where he was the Seahawks' defensive coordinator for five seasons (1976-80).

Before moving on to the pro ranks, Peccatiello coached on the collegiate level for 11 years. His first coaching job was at his alma mater, William & Mary. He coached at William & Mary for eight seasons (1961-68) before taking a job at the United States Naval Academy. He spent one year each at the United States Naval Academy (1969), Florida State (1970) and Rice (1971) before making the jump to the NFL. While at both William & Mary and Rice, Peccatiello was on the same staff as Bobby Ross.

Peccatiello was born December 21, 1937 in Newark, New Jersey. He attended Barringer High School in Newark before matriculating to William & Mary from 1955-58. At William & Mary he earned all-conference honors and captained the team. Peccatiello was inducted into the Newark Hall of Fame in 1994 and is also a member of the Hall of Fame at William & Mary.

A former lieutenant in the 101st Airborne Division, Peccatiello holds a Master's degree in education. He and his wife, Betsy, have four children: Terri, Arnie, Kathy and Marcia.

#### DETROIT LIONS, 1997-:

Defensive Coordinator  
CINCINNATI BENGALS, 1994-96:  
Defensive Coordinator  
WASHINGTON REDSKINS, 1993:  
Assistant Head Coach  
WASHINGTON REDSKINS, 1981-92:  
Defensive Coordinator  
SEATTLE SEAHAWKS, 1976-80:  
Defensive Coordinator  
HOUSTON OILERS, 1972-75:  
Linebackers  
RICE, 1971:  
Defensive Coordinator/Defensive Backs  
FLORIDA STATE, 1970:  
Defensive Backs  
U.S. NAVAL ACADEMY, 1969:  
Defensive Backs  
WILLIAM & MARY, 1961-68:  
Defensive Backs



### Brian Baker DEFENSIVE LINE

2nd Year with Lions  
3rd Year in NFL

Brian Baker, who both played and coached for Bobby Ross on the collegiate level, continues that relationship by entering his second year as the Lions' defensive line coach. Baker, whose first pro coaching assignment came in 1996 with the San Diego Chargers in the same capacity, also has 12 years of college coaching under his belt.

One of the main components in the Lions' improved defensive fortunes in 1997 was the improved play of the club's defensive line. After employing a style that emphasized an all-out dash for the quarterback on every play in the previous two years, Baker preached more gap-control schemes, which helped keep the entire defense on the same page, and in turn, paved the way for

more productive play from the front four. After collecting only 32 sacks as a team in 1996, Baker coaxed 31.5 sacks out of the defensive linemen alone in '97. Career-highs by both Robert Porcher (12.5) and Luther Elliss (8.5) led the way, with Porcher making his first Pro Bowl appearance. It was the first time since Jerry Ball in 1990-92 that a Detroit defensive lineman played in the league's annual all-star contest.

Baker began his coaching career at The University of Maryland under Ross, coaching outside linebackers in 1984-85. After spending 1986 tutoring the fullbacks at Army, the 36-year old Baltimore, Md. native reunited with Ross and spent the next nine seasons at Georgia Tech, (1987-91 under Ross). He coached outside linebackers from 1987-94, and in 1995 he was promoted to defensive coordinator/outside linebackers coach, guiding a Yellow Jackets' defense which ranked fourth in the nation against the run that season.

Baker is an active member of the American Football Coaches Association (A.F.C.A.), and he is the first assistant coach to serve on the board of trustees for the A.F.C.A. He also served as Chairman of the Assistant Coaches Committee from 1992-95.

Baker earned three letters as an outside linebacker for the Maryland Terrapins under head coach Bobby Ross. The Terrapins earned three bowl invitations during Baker's playing career.

Brian Michael Baker was born June 20, 1962, in Baltimore, Maryland. He played running back and outside linebacker and ran track for the Baltimore Polytechnic Institute High School Engineers. Baker earned his bachelor's degree in marketing from Maryland in 1985.

He is married to the former Nevada Tinsley of Manhattan, New York, who earned All-America honors in track and field while attending the University of Virginia. The Bakers have two daughters, Nicole and Jade, and are also joined in their household by a niece, Norell Jackson.

DETROIT LIONS, 1997-:  
Defensive Line  
SAN DIEGO CHARGERS, 1996:  
Defensive Line  
GEORGIA TECH, 1995:  
Defensive Coordinator  
GEORGIA TECH, 1987-94:  
Outside Linebackers  
ARMY, 1986:  
Fullbacks  
UNIVERSITY OF MARYLAND, 1984-85:  
Outside Linebackers



**Don Clemons**  
DEFENSIVE ASSISTANT  
14th Year with Lions  
14th Year in NFL

Don Clemons is the club's elderstatesman among coaches, entering his 14th season on the Lions' staff. Bobby Ross is the third head coach he has worked for while in Detroit, also serving under Darryl Rogers as strength and conditioning coach from 1985-88, and toiling on Wayne Fontes' staff from 1989-96 as a defensive assistant. He continues in a similar role currently under Ross, as well as fulfilling assorted duties in the Lions' scouting department.

Clemons, 44, is a native of Northampton, Pa. He was a standout defensive end at Muhlenberg (Pa.) College, where he earned All-District honors and was team captain his senior year (1976).

His first coaching experience was at Kutztown State (Pa.) where he tutored outside linebackers for two seasons (1977-78). He then spent one year as linebackers coach at New Mexico State (1979) before joining Rogers at Arizona State for five years. Clemons was the strength and conditioning

coach for the Sun Devils and also assisted with the defensive line from 1980-84.

The holder of an English degree from Muhlenberg, Clemons and his wife Shawn — who starred in basketball at Arizona State, and was an assistant coach for the women's basketball team at nearby Oakland University that went to the NCAA Division II semifinals in 1989-90 — have two sons, Scot and Corey, and live in Rochester, Michigan.

DETROIT LIONS, 1985-:  
Defensive Assistant  
ARIZONA STATE, 1980-84:  
Strength and Conditioning/Def. Asst.  
NEW MEXICO STATE, 1979:  
Linebackers  
KUTZTOWN STATE (PA.), 1977-78:  
Outside Linebackers



**Frank Falks**  
RUNNING BACKS  
2nd Year with Lions  
5th year in NFL

Frank Falks took over as the Lions' running backs coach in 1997 after three years as the tight ends/H-backs coach with the San Diego Chargers. Prior to joining the Chargers, Falks accumulated 25 years of college coaching experience.

In his initial season in Detroit, Falks not only had the pleasure of coaching one of the league's all-time greats in Barry Sanders, but he was instrumental in the retooling of the Lions' offensive backfield. After years of employing only a single back, Detroit shifted to a more conventional two-back approach in '97, adding a fullback to the offensive mix on more than

half of the team's formations. Not only did Sanders enjoy one of the most prolific seasons in NFL history, (league-leading 2,053 yards rushing), but the fullback position, shared by Tommy Vardell and Cory Schlesinger, became a source of considerable production by year's end.

Falks joined the Chargers following two years (1992-93) as the running backs coach at Ohio State. In 1993, Ohio State's Raymont Harris rushed for 1,369 yards and averaged 112 yards per game. And four of Falks' running backs from Ohio State were selected in the 1994 draft. In addition to Robert Smith (21st pick overall), the Buckeyes produced Jeff Cothran (third round), Harris (fourth round), and Butler By'not'e (seventh round).

Falks began his coaching career at his alma mater, Parsons College, where he was the offensive coordinator for two years (1968-69). From there, he moved on to Kansas State for three seasons (1970-72) before tutoring the defensive ends at Arkansas from 1973-77. He then spent two years (1978-79) as the defensive coordinator at Wyoming, preceding a one-year stint (1980) as the defensive coordinator at San Diego State. In 1981, Falks joined Jimmy Johnson's staff at Oklahoma State where he coached the running backs for two seasons. While in Stillwater, Falks coached Ernest Anderson, the nation's leading rusher in 1982. After his tenure at Oklahoma State, Falks worked for four years (1983-86) at Southern California. He was USC's running backs coach in 1983-84 and was the Trojans' assistant head coach and recruiting coordinator in 1985-86. Falks then coached the running backs at Arizona State for four years (1987-91) before moving on to Ohio State. During his tenure with the Sun Devils, Falks coached Leonard Russell, who first running back selected (14th pick overall) in the 1991 NFL draft. From 1989-91, Falks also served as Arizona State's assistant head coach.

Falks played linebacker at Joplin Junior College in Joplin, Missouri, where he earned All-

America honors in 1964 and was elected into Joplin's Hall of Fame in 1973. Falks continued his playing career at Parsons College in Fairfield, Iowa, where he graduated with honors with his bachelor of science degrees in biology and health & physical education in 1967. Falks also earned All-American honors in 1966.

Franklin Curtis Falks was born March 9, 1943, in Tampa, Florida where he attended Howard Blake High and was named football captain for the Yellow Jackets as a senior. He was also a member of the National Honor Society.

Frank and his wife, Carol, have a son, Michael, and a daughter, Raegan.



## Jack Henry OFFENSIVE LINE

2nd Year with Lions  
5th Year in NFL

Jack Henry returns in 1998 for his second year as the Lions' offensive line coach. He also held the same position in 1996 with the San Diego Chargers. Henry, 52, brings 29 years of coaching experience to the Lions, which is his third NFL stop.

Prior to joining the Chargers, Henry spent three seasons (1993-95) as the offensive line coach at the University of Pittsburgh. His first NFL coaching assignment was tutoring the Pittsburgh Steelers' offensive line under Chuck Noll in 1990-91.

Henry previously served as the Assistant Director of Athletics, associate head football coach and offensive coordinator at his alma mater, Indiana University of Pennsylvania from 1986-89. He also was inducted into IUP's Athletic Hall of Fame in September, 1997. Additionally, Henry has served stints at seven other colleges in his coaching career. He began by coaching the freshman offensive linemen at West Virginia (1970), and followed that by moving to Edinboro in 1973 (offensive line and assistant wrestling coach), Louisville in 1974 (offensive line), Millersville in 1975-76 (offensive coordinator), Southern Illinois in 1977 (offensive line), West Virginia in 1978-79 (offensive line), Appalachian State in 1980 (offensive coordinator) and Wake Forest in 1981-85 (offensive coordinator/offensive line coach). His first coaching job was at Blairsville (Pennsylvania) High.

Henry, who began his collegiate playing career as a linebacker at Penn State (1964-65), played guard for Indiana University of

### DETROIT LIONS, 1997-

Running Backs  
SAN DIEGO CHARGERS, 1994-96:

Tight Ends/H-Backs

OHIO STATE, 1992-93:

Running Backs

ARIZONA STATE, 1989-91:

Running Backs/Asst. Head Coach

ARIZONA STATE, 1987-88:

Running Backs

SOUTHERN CALIFORNIA, 1985-86:

Assistant Head Coach/  
Recruiting Coordinator

SOUTHERN CALIFORNIA, 1983-84:

Running Backs

OKLAHOMA STATE, 1981-82:

Running Backs

SAN DIEGO STATE, 1980:

Defensive Coordinator

UNIVERSITY OF WYOMING, 1978-79:

Defensive Coordinator

UNIVERSITY OF ARKANSAS, 1973-77:

Defensive Ends

KANSAS STATE, 1970-72:

Offensive Line

PARSONS COLLEGE, 1968-69:

Offensive Coordinator

Pennsylvania in 1967-68 before graduating in 1969. He was the captain of IUP's 1968 Boardwalk Bowl championship team.

John "Jack" Henry was born March 14, 1946 in Wilmerding, Pennsylvania. He graduated from Chartiers-Houston High in Houston, Pennsylvania. Henry and his wife, Carol, have two children — Chad, who is a regional BLESTO scout for the Lions, and Jacqueline.

#### DETROIT LIONS, 1997-:

Offensive Line

#### SAN DIEGO CHARGERS, 1996:

Offensive Line

#### UNIV. OF PITTSBURGH, 1993-95:

Offensive Line

#### PITTSBURGH STEELERS, 1990-91:

Offensive Line

#### INDIANA UNIVERSITY (PA.), 1986-89:

Asst. Athletic Director

Offensive Coordinator

#### WAKE FOREST, 1981-85:

Offensive Coordinator/Offensive Line

#### APPALACHIAN STATE, 1980:

Offensive Coordinator

#### WEST VIRGINIA, 1978-79:

Offensive Line

#### SOUTHERN ILLINOIS, 1977:

Offensive Line

#### MILLERSVILLE, 1975-76:

Offensive Coordinator

#### LOUISVILLE, 1974:

Offensive Line

#### EDINBORO, 1973:

Offensive Line

#### WEST VIRGINIA, 1970:

Offensive Line (Freshman)



## Bert Hill

### STRENGTH & CONDITIONING

9th Year with Lions

9th Year in NFL

Bert Hill returns to the Lions as overseer of their strength and conditioning program. Hill was re-hired by Bobby Ross following the '96 season after serving in a similar capacity from 1990-96 for the club.

Hill originally came to the Lions in March, 1990 following his second stint at Texas A&M. While in College Station, the Aggies won three consecutive Southwest Conference titles (1985-87).

In addition to his strength and conditioning duties with the Lions, Hill assisted with defensive line coaches Lamar Leachman for five years (1990-94), and John Teerlink for one season (1995), in addition to working with special teams coach Frank Novak in 1996.

Hill began his coaching career under Skip Wolf in 1979 at Cloverdale Junior High in Montgomery, Alabama. He served as defensive coordinator at Cloverdale for two years (1979-80) before being hired by Sonny Jackson at Nichols State in 1981, where he assisted Barrett Murphy with the defensive line and strength and conditioning program. In 1982, Hill received his master's degree from Auburn University while assisting Virgil Knight with the strength and conditioning program under Pat Dye. Hill then moved to Texas A&M to aid Dave Williams with the Aggies' strength and conditioning program under Jackie Sherrill in 1983, and succeeded Williams as head strength coach from 1984-87. He later worked as Ohio State's strength and conditioning coach under John Cooper for one year

(1988), before returning to Texas A&M with R.C. Slocum for one season (1989).

Hill played linebacker at Marion (Ala.) Military Institute J.C. in 1976-77 and one season at Wichita State (1978). He earned his bachelor's degree in physical education from Auburn University at Montgomery in 1980 and his master's degree in physical education from Auburn University in 1982.

The 40-year-old (Jan. 25, 1958) Montgomery, Ala. native resides in Rochester Hills.

#### DETROIT LIONS, 1998-:

Strength and Conditioning

#### DETROIT LIONS, 1997:

Strength and Conditioning/

Asst. Special Teams

#### DETROIT LIONS, 1990-96:

Strength and Conditioning/

Asst. Defensive Line

#### OHIO STATE, 1988:

Strength and Conditioning

#### TEXAS A & M, 1983-87, 89:

Strength and Conditioning

#### AUBURN, 1982:

Assistant Strength and Conditioning

#### NICHOLS STATE, 1981:

Assistant Defensive Line/

Assistant Strength

#### CLOVERDALE J. H., 1979-80:

Defensive Coordinator



## Stan Kwan

### OFFENSE & SPECIAL TEAMS ASSISTANT

2nd Year with Lions

7th Year in NFL

Stan Kwan enters his second year with the Lions, where he will continue to handle a variety of duties as the Lions' offensive and special teams assistant. Kwan, 28, joined the Lions following six sea-

sons in a similar capacity with the San Diego Chargers, the last five under Bobby Ross.

In his role with the Lions, Kwan directs the special teams service unit during practice, and assists Chuck Prierer with kickers, punters and long-snappers. Kwan, who is considered by offensive coordinator Sylvester Croom to be an invaluable member of the offensive staff, also will continue to signal in the offensive calls during games. In addition, he is responsible for drawing all computer diagrams of plays and calls in both the offensive and defensive playbook. Kwan also breaks down all special teams film of upcoming opponents and provides statistical analysis for special teams, as well as league and college combine testing statistics.

Kwan played baseball for three years at San Diego State University where he earned his bachelor's degree in criminal justice. During that span, the nationally-ranked Aztecs won one regular season WAC title, one WAC tournament title and earned two NCAA tournament berths.

Prior to matriculating to San Diego State, Kwan spent one year at South Mountain Community College in Phoenix, Arizona where he was the first freshman to be named captain of the baseball team.

He attended Phoenix (Ariz.) Camelback High School, where he holds the school career records for batting average, runs scored, stolen bases, on-base percentage and walks. In his junior year, Camelback was the top-ranked team in the state of Arizona and was ranked 16th in the nation. He earned All-State honors twice as a shortstop and doubled as the school's quarterback, where he set the school single-game passing record (327 yards). Among his high school teammates were three current or former NFL players: Kevin Miniefield (Detroit/Chicago); Darryl Morrison (Washington); and retired offensive lineman Warren Wheat (Seattle). Another of his high school classmates is PGA tour professional Billy Mayfair.

The son of Jimmy and Agatha

Kwan, and a native of Phoenix, Arizona, he is single and resides in Rochester Hills, Michigan.

**DETROIT LIONS, 1997-:**

Offensive and Special Teams Asst.  
**SAN DIEGO CHARGERS, 1991-96:**  
 Offensive and Special Teams Asst.



**John Misciagna**  
**QUALITY CONTROL —**  
**OFF. & ADMINISTRATIVE**  
**ASST**

2nd Year with Lions

7th Year in NFL

John Misciagna serves the Lions as Quality Control - Offense and Administrative Assistant following five years in a similar role with the San Diego Chargers. Misciagna, whose ties to head coach Bobby Ross began during a ten-year stint at the University of Maryland (1979-88), breaks down game film of the Lions and their opponents and supplies a computer analysis for the staff's game-plan preparation. He also assists Ross with administrative duties pertaining to training camp, team travel and other matters.

Misciagna (pronounced mi-SHAG-nuh) began at Maryland in 1979 as a graduate assistant working with the wide receivers. When Ross took over as Maryland's head coach in 1982, Misciagna became the Terrapins' recruiting coordinator, a position he held until 1988 (the last two years under new coach Joe Krivak). Misciagna then re-joined Ross at Georgia Tech in 1989 as Director of Recruiting and volunteer assistant coach. The 42-year-old Brooklyn, N.Y. native served as Georgia Tech's Director of

Football Operations in 1991, and became the first assistant (quality control) Bobby Ross tabbed when taking over as head coach with the Chargers in 1992.

Misciagna began his coaching career as a graduate assistant at Indiana University of Pennsylvania (1976-77) where he worked with the offensive line. He then spent three seasons as a graduate assistant coach for wide receivers and defensive backs (1977-79) at Columbia prior to being hired at Maryland.

John William Misciagna was born December 11, 1955 in Brooklyn, New York. He competed in football and track for the Poly Prep Blue Devils in Brooklyn and then became an all-conference guard in football and captain of the football and track teams at Dickinson College in Carlisle, Pennsylvania. He earned a bachelor's degree in English and comparative literature in 1976 from Dickinson and received a master's degree in English at Columbia in 1978. He is single and resides in Bloomfield Hills.

**DETROIT LIONS, 1997-:**

Quality Control - Offense and Admin. Assistant  
**SAN DIEGO CHARGERS, 1992-96:**  
 Quality Control - Offense and Admin. Assistant  
**GEORGIA TECH, 1991:**  
 Director of Football Operations  
**GEORGIA TECH, 1989-90:**  
 Director of Recruiting  
**UNIVERSITY OF MARYLAND, 1982-88:**  
 Recruiting Coordinator  
**UNIVERSITY OF MARYLAND, 1980-81:**  
 Graduate Assistant/Wide Receivers  
**COLUMBIA, 1977-79:**  
 Graduate Assistant - WR's and DB's  
**INDIANA UNIVERSITY (PA.), 1976:**  
 Graduate Assistant/Offensive Line



**Gary Moeller**  
**LINEBACKERS**

2nd Year with Lions  
4th Year in NFL

Gary Moeller, the former University of Michigan head coach, returned to the Detroit area in 1997 as the Lions' linebackers coach after two seasons as the tight ends coach of the Cincinnati Bengals.

Moeller's teaching skills were felt in Detroit immediately as the team's linebacking corps made a noticeable improvement in both their production and versatility during the '97 campaign. The upgrade in play from Detroit's linebackers in 1997 was especially in evidence by the play of middle linebacker Stephen Boyd and weak-side backer Reggie Brown. Boyd, who had started only five games previous to last season, blossomed into the Lions' most consistent defender, registering the second-highest single-season tackle tally in team history with 192 stops. And prior to suffering a career-ending neck injury in the regular season finale, Brown was one of the league's up-and-coming linebacking standouts — he finished second on the squad with 157 tackles and also scored touchdowns on both of his interceptions on the year.

Prior to his stint with the Bengals, Moeller spent five years as the head coach at the University of Michigan. Under Moeller, the Wolverines posted a 44-13-3 record, won three Big Ten championships and posted a 3-1 record in New Year's Day bowl games. Michigan won a Big Ten-record 19 consecutive conference games (1990-92) and went unbeat-

en in 22 straight Big Ten games (1990-93) to set another conference mark.

Moeller began his coaching career at Bellefontaine (Oh.) High where he spent three years as head coach before becoming an assistant to Bo Schembechler at Miami (Oh.) in 1967. He moved to Michigan with Schembechler in 1969, and became defensive coordinator in 1973, a position he held until becoming the head coach at Illinois in 1977. Following three seasons at Illinois (1977-79), he returned to Michigan as an assistant in 1980. He held both the defensive and offensive coordinator positions during his second stint at Michigan and took over as head coach in 1990.

A three-time letter winner at Ohio State, Moeller played center and linebacker for the Buckeyes. A native of Lima, Ohio, he was the team captain in 1962.

Born January 26, 1941, Moeller and his wife, Ann, have three daughters, Susan Weeks, Amy Hevel and Molly Edwards, and a son, Andy. Andy lettered three times as a linebacker at Michigan and is currently an assistant coach at Missouri.

- DETROIT LIONS, 1997-:
- Linebackers
- CINCINNATI BENGALS, 1995-96:
- Tight Ends
- UNIVERSITY OF MICHIGAN, 1990-94:
- Head Coach
- UNIVERSITY OF MICHIGAN, 1980-89:
- Offensive/Defensive Coordinator
- UNIVERSITY OF ILLINOIS, 1977-79:
- Head Coach
- UNIVERSITY OF MICHIGAN 1973-76:
- Defensive Coordinator
- UNIVERSITY OF MICHIGAN, 1969-72:
- Linebackers
- MIAMI (OH.) UNIVERSITY, 1967-68:
- Freshman Coach
- BELLEFONTAINE H.S. (OH.), 1964-66:
- Head Coach



**Dennis Murphy**  
**QUALITY CONTROL — DEFENSE**

2nd Year with Lions  
5th Year in NFL

Dennis Murphy returns in 1998 in his role as quality control-defense on the Lions' coaching staff. Murphy, who earned five medals while serving in Vietnam, joined the Lions in 1997 following three seasons with the San Diego Chargers.

Murphy spent the 1996 campaign as an assistant for the Chargers' defense and special teams. He worked with the squad's quality control and scouting of opponents' offensive tendencies. In his first two seasons with the Chargers (1994-95), Murphy tutored the Chargers' defensive line. Prior to joining the Chargers, the 57-year-old Murphy spent two seasons (1992-93) at the United States Naval Academy, where he was the defensive coordinator in 1993.

In Murphy's first season with the Chargers, the team's sack total jumped to 43, up from 32 in 1993. The defensive line accounted for 36.5 of those sacks. The following year the defensive line was responsible for 31 of the Chargers' 36 sacks.

A native of South Bend, Indiana, Murphy earned three letters as a defensive lineman/tight end at Notre Dame. He played in the North-South Shrine All-Star game and had a tryout with the Los Angeles Rams following his career at Notre Dame.

He was commissioned as a Navy Flight Officer and during service in Vietnam earned the Vietnam Service Medal with three

stars, the National Defense Medal and Republic of Vietnam Campaign Medal.

Following his military commitment, Murphy returned to Notre Dame, where he spent six years as a coach with the Fighting Irish. He was freshman coach in 1969 and junior varsity coach from 1970-74. In 1975, he moved on to Colgate where he coached the offensive line. He then spent two years (1976-77) as defensive coordinator and linebackers coach at Holy Cross. From 1978-81, he was the offensive line coach and offensive coordinator at Eastern Michigan. Murphy's association with Bobby Ross began in 1982 when he was hired at Maryland, where he spent the next 10 years as defensive line coach before moving on to Navy.

Dennis Michael Murphy was born October 22, 1940 in Endicott, New York. He competed in baseball, wrestling and football for John Adams High School in South Bend, Indiana where he earned three letters and all-state honors. Murphy graduated from Notre Dame with a Bachelor of Arts degree in 1963 and earned a Master of Arts teaching degree from Notre Dame in 1969.

Denny and his wife, Cindy, have four children - Michelle, Kristen, Lisa and Kevin.

#### DETROIT LIONS, 1997-:

Quality Control - Defense

#### SAN DIEGO CHARGERS, 1994-96:

Defensive Line/

Quality Control - Defense

#### U.S. NAVAL ACADEMY, 1992-93:

Def. Coordinator/Def. Line

#### UNIVERSITY OF MARYLAND, 1982-91:

Defensive Line

#### EASTERN MICHIGAN, 1978-81:

Off. Coordinator/Off. Line

#### HOLY CROSS, 1976-77:


Defensive Coordinator/Linebackers

#### COLGATE, 1975:

Offensive Line

#### NOTRE DAME, 1969-74:

Freshman/Junior Varsity



## Bob Palcic

### TIGHT ENDS

2nd Year with Lions

5th Year in NFL

Bob Palcic continues in his role as the Lions' tight ends coach after serving as the Atlanta Falcons' offensive line coach from 1994-96. Prior to his stint with the Falcons, he had enjoyed considerable success as an offensive line coach on the collegiate level, most recently helping guide UCLA to a Rose Bowl berth in 1993.

Palcic has accumulated 24 seasons of coaching on both the college and professional levels. Prior to his stint at UCLA he spent one season (1992) at Southern California following a six-year tenure (1986-91) at Ohio State during which the Buckeyes captured a share of the Big Ten title in 1986. He coached the offensive line at Arizona for two seasons (1984-85) before joining the Ohio State staff.

In addition to his college and NFL coaching tenures, Palcic coached in the Canadian Football League for two seasons (1982-83). He tutored the offensive line of the Toronto Argonauts, helping lead the Argonauts to two Grey Cup appearances, including a championship in 1983.

Palcic began his coaching career at his alma mater, Dayton, in 1974. He coached Dayton's defensive ends and offensive linemen for two years (1974-75) before moving on to Ball State for two years (1976-77). In his first year at Ball State, the Cardinals won the Mid American Conference championship. In 1978, Palcic began a four-year stint (1978-81) as the offensive line coach at Wisconsin, a position he held until moving on to Toronto.

Palcic, born in Gowanda, New York, played linebacker at Dayton from 1968-70. Bob and his wife, Theresa have been married for 25 years. They have three children, Joe, Amy and Monica. Joe recently graduated from Miami (Oh.), and is now serving as a football graduate assistant at Eastern Michigan, while Amy is a student at Auburn University and Monica is a high school senior in Lawrenceville, Georgia.

#### DETROIT LIONS, 1997-:

Tight Ends

#### ATLANTA FALCONS, 1994-96:

Offensive Line

#### UCLA, 1993:

Offensive Line

#### SOUTHERN CALIFORNIA, 1992:

Offensive Line

#### OHIO STATE, 1986-91:

Offensive Line

#### UNIVERSITY OF ARIZONA, 1984-85:

Offensive Line

#### TORONTO ARGONAUTS (CFL), 1982-83:

Offensive Line

#### UNIVERSITY OF WISCONSIN, 1978-81:

Offensive Line

#### BALL STATE, 1976-77:

Offensive Line

#### UNIVERSITY OF DAYTON, 1974-75:

Defensive Ends/Offensive Line



## Chuck Priefer

### SPECIAL TEAMS

2nd Year with Lions

9th Year in NFL

Chuck Priefer, who begins his second year as the Lions' special teams coach, possesses 21 years of college and pro coaching experience on his resume, including the last 11 seasons spent working under Bobby Ross. Priefer coached the defensive backfield at

Georgia Tech from 1987-91 and followed Ross to San Diego in 1992. Prior to his tenure at Georgia Tech, Prierer spent the 1986 season as the defensive coordinator at Kent State.

In addition to guiding Detroit's special teams, Prierer assists secondary coach Dick Selcer with the team's defensive backs. Special teams, however, is where Prierer spends the vast majority of his time. With the arrival of Prierer in 1997, the Lions saw a noticeable upturn in production from both Jason Hanson at kicker and '97 off-season acquisition John Jett at punter, as well as with its coverage units. Hanson enjoyed arguably the most consistent season of his pro career, setting a franchise record by converting 24 consecutive field goals during the year, and earning his first trip to the Pro Bowl. Additionally, return specialist Glyn Milburn enjoyed a solid season, and was named the alternate to the NFC's Pro Bowl squad.

While at San Diego, the Chargers' special teams under Prierer also consistently ranked among the best in the NFL. In 1995-96 San Diego's special teams scored eight touchdowns, more than any other team in the league during that span. The Chargers' Darrien Gordon led the AFC (second in the NFL) with a 14.9-yard punt return average. In 1994, return specialist Andre Coleman became the first player in Chargers' history to return two kickoffs for touchdowns in a single season, and he also returned a kickoff for a score in Super Bowl XXIX. He repeated that feat and also returned a punt for a score in 1995. He also averaged an AFC-high 11.6 yards per punt return in 1995.

And in 1996, punter Darren Bennett followed his standout campaign of 1995 with a record-setting season, averaging a team-record 45.6 yards per punt. In 1995, Bennett, a former Australian Rules Football player, ranked second in the NFL with a 44.7-yard average and earned a Pro Bowl spot in his first season of organized football. Bennett's Pro Bowl appearance was the second con-

secutive by a Prierer student. In 1994, kicker John Carney led the NFL in scoring with 135 points en route to a Pro Bowl appearance.

In 1994, the Chargers' punt return and kickoff return teams ranked second and third, respectively, in the league. During the 1994 regular season, San Diego was the only team to return two punts and two kickoffs for touchdowns. Punt returner Darrien Gordon led the AFC and ranked second in the NFL with a 13.2-yard average.

At Georgia Tech, Prierer cultivated a pass defense that ranked number-one in the country for several weeks in both the 1988 and 1990 seasons. Tech's pass defense ranked eighth in the country in 1991 and ranked in the top 15 three times during Prierer's tenure at the school.

Preceding his tenure at Georgia Tech, Prierer spent two seasons (1984-85) as the special teams coach for the Green Bay Packers. He also assisted with the Packers' linebackers. In 1984 Prierer's kickoff coverage team led the NFL by allowing only 16.0 yards per return and the special teams finished with the top average ranking in the NFC Central Division.

Prierer began his coaching career at Padua Franciscan High School in Parma, Ohio as an assistant football, baseball and basketball coach in 1963. He was named head baseball coach in 1965 and assistant athletic director in 1966. From 1972-76 he was the head football coach, posting a 34-15 record.

In 1977, he jumped from the prep ranks to Miami (Oh.) where he coached one season before moving on to North Carolina. He spent six seasons (1978-83) with the Tar Heels — one season as defensive backfield coach and five years as defensive line coach. North Carolina went to five straight bowl games during that time, posting a 50-20-1 record.

Charles John Prierer was born July 26, 1945 in Parma, Ohio. He attended St. Charles Boromeo High in Wickliffe, Ohio before matriculating to John Carroll University. He graduated from John Carroll in 1963 with a degree

in history and Latin and earned a master's degree in American-Russian history from John Carroll in 1967. Chuck and his wife, Sheila, have four children - Michael, Therese, Jennifer and Megan - and seven grandchildren.

#### DETROIT LIONS, 1997-

Special Teams

#### SAN DIEGO CHARGERS, 1992-96:

Special Teams

#### GEORGIA TECH, 1987-91:

Defensive Backs

#### KENT STATE, 1986:

Defensive Coordinator

#### GREEN BAY PACKERS, 1984-85:

Special Teams/Linebackers

#### UNIV. OF NORTH CAROLINA, 1978-83:

Defensive Backs/Defensive Line

#### MIAMI (OH.) UNIVERSITY, 1977:

Defensive Line



## Richard Selcer SECONDARY

2nd Year with Lions

18th Year in NFL

Richard Selcer, a 17-year NFL coaching veteran, joined the Lions in 1997 as secondary coach after five seasons with the St. Louis Rams, where he tutored the Rams' linebackers.

Selcer broke into the NFL in 1981 with the Houston Oilers. He coached the Oilers' linebackers from 1981-83 before joining the staff of the Cincinnati Bengals. He served as the Bengals' linebackers coach for eight seasons (1984-91) and was on the Bengals' staff for Super Bowl XXIII against San Francisco.

In 1997, Selcer took over a Lions' defensive secondary that had ranked in the bottom half of league ratings for the prior several years,

and improved their league-standing to 13th overall, allowing 194.6 yards per game. Selcer enhanced the Lions' secondary fortunes while utilizing two rookie starting cornerbacks (Bryant Westbrook and Kevin Abrams) and a starting free safety (Mark Carrier) who wasn't signed until a month before the start of training camp. The '97 season also ended with Detroit employing its third starting strong safety (Ron Rice) after losing the first two to career (Harry Colon) and season-ending (Van Malone) injuries, respectively.

Prior to his NFL experience, Selcer served as defensive coordinator at Southwestern Louisiana University from 1978-80 and held a similar position at Kansas State for three seasons (1975-77). He spent three years (1972-74) as defensive backfield coach at The University of Wisconsin following two years (1970-71) as head coach at Xavier University, where he began his coaching career as offensive backfield coach from 1962-64. In between his two stints at Xavier, he coached defensive backs at the University of Cincinnati for two years (1965-66), and was defensive coordinator at Brown University for three seasons (1967-69).

A native of Cincinnati, Ohio, Selcer attended Archbishop Henry Elder High where earned All-Ohio honors in football and baseball, and captained the football, baseball and basketball squads. Selcer attended Notre Dame University (1955-59) where he earned two letters in football as a running back, and two letters in baseball as a second baseman. He was the team captain for the Irish in '59 and was selected to the College All-American Baseball Team. He and his wife, Merryll, have five children — Michael, Stephen, Patrick, Constance and Kevin — and five grandchildren.

#### DETROIT LIONS, 1997-:

Defensive Backs

#### ST. LOUIS RAMS, 1992-96:

Linebackers

#### CINCINNATI BENGALS, 1984-91:

Linebackers

#### HOUSTON OILERS, 1981-83:

Linebackers

#### SOUTHWESTERN LOUISIANA, 1978-80:

Defensive Coordinator/Linebackers

#### KANSAS STATE, 1975-77:

Defensive Coordinator/Linebackers

#### UNIVERSITY OF WISCONSIN, 1972-74:

Defensive Backs

#### XAVIER UNIVERSITY, 1970-71:

Head Coach

#### BROWN UNIVERSITY, 1967-69:

Defensive Coordinator/Def. Backs

#### UNIVERSITY OF CINCINNATI, 1965-66:

Defensive Backs

#### XAVIER UNIVERSITY, 1962-64:

Offensive Backs



## Jerry Sullivan

### WIDE RECEIVERS

2nd Year with Lions

7th Year in NFL

Jerry Sullivan, a 23-year coaching veteran, continues in his second year as the Lions' wide receivers coach. Sullivan spent 18 years coaching on the collegiate level before joining the Chargers in 1992, where he served for five years.

In Detroit, Sullivan is blessed with one of the league's most potent wide receiving tandems in All-Pro Herman Moore and Johnnie Morton. The duo was the most prolific pass-catching combination in the league in 1997, reeling in 184 passes, and was one of only five pairs of receivers in the NFL to both record over 1,000 receiving yards (second-highest total in the league). Moore also

played with Oakland's Tim Brown for the league receiving title with 104 receptions, and made his fourth consecutive Pro Bowl appearance. Sullivan also made an immediate impact upon joining the Lions from a technical standpoint, helping all of the team's receivers become more adept at running precise routes as well as preaching the importance of blocking downfield on both runs and pass plays.

While in San Diego, Sullivan was instrumental in the development of Tony Martin into one of the top receivers in the NFL. He finished tied for the league lead with 14 TD catches in 1996 and posted his second consecutive 1,000-yard season en route to his first Pro Bowl appearance. Also that year, Martin ranked fourth in the AFC with 1,171 receiving yards and tied for fourth in the conference with 85 catches. In 1995, Martin, a former college quarterback, set a Chargers' record with 90 catches. His 90 receptions ranked second in the AFC that year and his 1,224 receiving yards ranked fourth in the conference.

Sullivan coached the receivers at Ohio State in 1991 after a seven-year stint (1984-90) as the receivers coach at Louisiana State University. While at LSU, the Tigers won the SEC in 1986 and 1988, and among his pupils was two-time All-American Wendell Davis, a first round pick by the Chicago Bears in 1988.

In 1971 Sullivan started his college coaching career as a graduate assistant at Kansas State. He was promoted to a full-time position before moving on to Texas Tech in 1973, where he coached the Red Raiders' freshmen and tight ends. Following the 1975 season, Sullivan went to South Carolina where he spent seven years (1976-82) tutoring the wide receivers. Sullivan spent the 1983 season on Sam Wyche's staff at Indiana before moving on to LSU in 1984.

Jeremiah Martin Sullivan was born July 13, 1944 in Miami, Florida. He played football and baseball at Jackson High School in Miami. Sullivan enrolled at Florida State to play football, but

transferred to Delta State after two years. He received a bachelor of arts degree in speech and physical education from Delta State in 1968, and later earned a master's degree in guidance and secondary education. Sullivan began his coaching career at Cooper High School in Vicksburg, Mississippi in 1970.

Sullivan and his wife, Connie, have three children, Jon Eric, Matthew and Allison. Jon Eric is currently a wide receiver at Gardner-Webb University.

**DETROIT LIONS, 1997-:**

Wide Receivers

**SAN DIEGO CHARGERS, 1992-96:**

Wide Receivers

**OHIO STATE, 1991:**

Wide Receivers

**LOUISIANA STATE, 1984-90:**

Wide Receivers

**INDIANA UNIVERSITY, 1983:**

Wide Receivers

**UNIV. OF SOUTH CAROLINA, 1976-82:**

Wide Receivers

**TEXAS TECH, 1973-75:**

Tight Ends/Freshmen

**KANSAS STATE, 1971-72:**

Graduate Assistant

coaching business by serving in various capacities at three different colleges for eight seasons (1989-96).

Zorn is most well-known to NFL fans for his nine seasons as the Seahawks' signal caller. During that span, he became the club's all-time leading passer with 20,122 yards, (since surpassed by former Lion Dave Krieg) while playing in 126 games. He passed for 3,000 yards in three consecutive years (1978-80) and became only the third player in NFL history to throw for more than 10,000 yards in his first four seasons in the league. Additionally, Zorn still holds franchise records for the longest pass completion (82 yards to David Sims in 1977) and the highest average yards per rushing attempt (4.87). Zorn also is one of six individuals to be included in the Seahawks' Ring of Honor, which reaches around the upper deck inside the Kingdom. He joined Hall of Fame wide receiver and current U.S. Congressman Steve Largent as the second inductee, being honored in 1990.

After departing Seattle, Zorn finished his playing career with the Green Bay Packers (1985), the Canadian Football League's Winnipeg Blue Bombers (1986) and the Tampa Bay Buccaneers (1987).

The Whittier, Calif. native broke into coaching in 1989 at Boise State, where he remained for three seasons. Among his duties at Boise State were coordinating the passing game, and also coaching the quarterbacks, kickers and wide receivers. Zorn then moved to Utah State for three years (1992-94) as offensive coordinator. Under his guidance, the Aggies averaged 442.1 total yards per game in 1993 to rank 15th in the nation. Utah State, who defeated Ball State 42-33 in the '93 Las Vegas Bowl, also finished 17th in the country in 1994, passing for 286.2 yards per game.

Zorn's last collegiate coaching stop was at the University of Minnesota in 1995-96, where he served as the Gophers' quarterbacks coach, in addition to helping tutor the team's kickers and punters. His impact was felt in the Twin Cities as he helped develop Cory Sauter into one of the Big Ten's top quarterbacks. Led by

Zorn and Sauter, the Gophers sported the Big Ten's second-ranked passing offense in 1996.

Prior to his professional playing career, Zorn established 10 school records in three seasons (1973-75) at Cal Poly Pomona.

Zorn and his wife, Joy, have four children: Rachael, 18, Sarah, 14, Danielle, 10, and Isaac, 3. They reside in Bloomfield Hills, Michigan.

**DETROIT LIONS, 1998-:**

Quarterbacks

**SEATTLE SEAHAWKS, 1997:**

Offensive Assistant

**UNIVERSITY OF MINNESOTA, 1995-96:**

Quarterbacks

**UTAH STATE UNIVERSITY, 1992-94:**

Offensive Coordinator

**BOISE STATE UNIVERSITY, 1989-91:**

Offensive Assistant/Quarterbacks

## Football Operations



### Jim Zorn QUARTERBACKS

1st Year with Lions  
2nd Year in NFL

Jim Zorn is the lone newcomer to Bobby Ross' staff in 1998, joining the Lions as the club's quarterbacks coach. He comes to Detroit following his initial pro coaching assignment last year, when he aided the Seattle Seahawks' staff as an offensive assistant. After playing quarterback for 12 years professionally, Zorn entered the



### Dan Jaroshewich EQUIPMENT MANAGER

26th Year with Lions

One of the veteran equipment managers in the NFL, Dan Jaroshewich enters his 26th season of service with the Lions. In March, 1997, Jaroshewich received the Whitey Zimmerman Memorial Award which recognizes the NFL's equipment manager of the year. Also, in 1995, Jaroshewich was named the NFC Central Division representative to the NFL Equipment Manager's Advisory Board by the league.

A native of Windsor, Ontario, Jaroshewich joined the club in 1973 as an assistant to long-time Detroit

equipment manager Roy "Friday" Macklem, who spent 45 years with the Lions. Jaroshewich was elevated to equipment manager in 1980.

The 44-year-old Jaroshewich supervises the purchasing, replacing and cleaning of all equipment, uniforms and clothing used by the Lions' players and coaching staff.

Prior to joining the Lions, he worked at the high school and semi-pro levels in Windsor, where he also was a standout youth hockey player. He has a degree in personnel and industrial relations from the University of Detroit.

Jaroshewich is also very active with several local charities. In 1993, he established a coat drive that is held at Lions' Thanksgiving Day games. Jaroshewich also serves on the committee for the St. Joseph Mercy Hospital Auction and is on the board of directors of Kolo Charities, a charity founded by former Lion Bob Kowalkowski. In 1994, Jaroshewich and former Lion Ken Dallafior established the Detroit Lions Courage House at the Haven in Pontiac, a house for battered and abused women and children.

He is also a member of the Troy Community Coalition and the Russ Thomas Scholarship Board of Directors. In addition, Jaroshewich is a 1st Vice President of the Troy Youth Hockey Association.

Jaroshewich and his wife, Kathy have three children (Jennifer, Jessica and Joey) and reside in Troy.



**Steve Hermans**  
VIDEO DIRECTOR

21st Year with Lions

The man who has "kept his eye" on the Lions for 20 years is the club's video director, Steve Hermans. He oversees a wide-ranging and ever-expanding list of video responsibilities for the coaching staff and player personnel department, as well as any other video needs the organization throws his way.

The 48-year-old Hermans was assistant photo director at WBAY-TV in his native Green Bay, Wisconsin from 1968-77 prior to joining the Lions. His contact with football began at WBAY when he processed, edited and printed game films for the Packers.

Hermans spearheaded the Lions' effort in switching from an all-film operation to all-video in 1986, when the NFL enacted a league-wide change. Thanks to Hermans' experience, the Lions made the difficult transition without a hitch.

Steve and his wife Rosann live in Auburn Hills with their three sons (Craig, Chad and Keith).

## Medical Staff



**Kent Falb**  
HEAD ATHLETIC TRAINER

33rd Year with Lions

Entering his 33rd season with the Lions, Kent Falb is one of the most respected athletic trainers in the National Football League and throughout the field of athletic medicine. In 1995, Falb experienced the honor of being elected president of the National Athletic Trainers' Association. His two-year term as the head of the 23,000-member organization expired in June. He was named the 1984 "Professional Athletic Trainer of the Year" as selected by the members of the National Athletic Trainers Association and he served as president of MATS (Michigan Athletic Trainers Society), in 1989-90. In June, 1991, Falb was inducted into the MATS Hall of Fame, joining three other inductees in the Hall's second class.

Also in 1991, Falb was elected to the Board of Directors of NATA, representing the Great Lakes Athletic Trainers Association (GLATA), one of ten districts that comprises the NATA. He served as Director-elect in 1991 and completed his three-year term as Director in June of 1995. In June of

1994, he was honored by the NATA by being named one of the NATA's first recipients of the Most distinguished Athletic Trainer Award. Falb also had the prestigious distinction of being the keynote speaker for the NATA convention in Columbus, Ohio in June of 1987.

Along with his assistants, Joe Recknagel and Bill Ford, and Strength and Conditioning Coach Bert Hill, Falb oversees the prevention, evaluation, treatment and rehabilitation of player injuries.

A native of Elgin, Iowa, Falb graduated from the University of Iowa in 1964, and received a Physical Therapy certificate from Iowa a year later. He began his athletic training career in 1959 as an assistant athletic trainer with the U.S. Military Academy at West Point.

He was a student trainer at Iowa throughout college and worked part-time for the Minnesota Vikings in 1963-64. The next year he was named head athletic trainer at Boston College, and joined the Lions as assistant athletic trainer under Millard Kelly in 1966. He assumed his present position with the Lions in 1967.

Including preseason and playoff contests, Falb enters the 1998 season having worked 640 consecutive games for the Lions (464 regular season games). Falb, 58, and his wife, Maxine, have two daughters (Carmen and Nanette) and reside in Lake Orion.



**Dr. Keith Burch**  
TEAM PHYSICIAN -  
INTERNIST

19th Year with Lions

Dr. Keith Burch, 56, is the Medical Director at Henry Ford West Bloomfield Center, a post he was appointed to in July of 1985. He joined the West Bloomfield Center in 1979 as the division head for internal medicine. His internship at Henry Ford in Detroit came in 1967-68 following his graduation from the University of Cincinnati College of Medicine. Dr. Burch's undergraduate studies were taken at the Ohio-located University of Akron. He is a graduate of Akron's St. Vincent High School, now Akron St. Vincent-St. Mary's.

Dr. Burch served his residencies at Henry Ford Hospital in Detroit from 1968-69 and at the Ohio State University Hospital from 1971-72. He also served at the U.S. Army Hospital in Ft. Gordon, Ga., in 1969-70 and in Vietnam for one year (1970-71).

Dr. Burch and his wife Kathryn (Kitty) live in Bloomfield Hills, and have two daughters (Kathy and Michelle). An avid golfer, he played that sport while an undergrad at the University of Akron. He began working with the Lions initially as a consultant in 1976 and joined the club as a team doctor in 1980.



**Dr. David Collon**  
TEAM PHYSICIAN -  
ORTHOPAEDIST

14th Year with Lions

Dr. David Collon, 58, is the Chair of the Department of Orthopaedics and the Bone and Joint Center at Henry Ford Health System. Previously he was the Chief of Orthopaedics at the Henry Ford Hospital in Detroit. Collon continues as the Director of the Center for Athletic Medicine, a position he has held since 1984. He returned to Henry Ford Hospital in 1984 following more than five years in private practice



**Dr. Jack Fuller**  
Dentist



**Dr. Terry Lock**  
Orthopaedic Consultant



**Dr. Jeff Rautio**  
Optometrist

in Mt. Clemens and Bloomfield Hills (Detroit suburbs). He was with the orthopaedic surgery staff at Henry Ford for three years in the mid-'70's, and prior to that served for six months with Wrightington Hospital in Wigan, England, where he specialized in the hospital's hip center. He also worked in Europe at Lorenz Boehler Krankenhaus, a hospital in Vienna, Austria.

Dr. Collon, who completed his orthopaedic surgery residency at Ford Hospital in 1975, began his association with Detroit sports franchises when he became the team physician for the USFL Michigan Panthers in 1983-84. Also in '84, he undertook the role of team physician for the Detroit Tigers, a post he has now held for 15 years. Additionally, he has been the Detroit Red Wings' team physician since 1988. Dr. Collon also served with the U.S. Navy as a Lieutenant Commander and as General Medical Officer at Camp Pendleton, Calif. from 1970-72. Dr. Collon is a graduate of the University of Michigan (1963) and the Wayne State University School of Medicine (1968).

A Detroit native, Dr. Collon graduated from Cranbrook High School in 1959 and enjoys jogging and skiing. Collon has four children (Katie, David, Sean and Kevin) and he and his wife, Mary Beth, live in Birmingham.

## Player Personnel



### Kevin Colbert DIRECTOR OF PRO SCOUTING

#### 9th Year with Lions

Kevin Colbert enters his ninth season with the Lions as the team's Director of Pro Scouting. He is responsible for scouting current NFL players, the NFL Europe League and the Canadian Football League. He also aids the Lions' coaching staff during the season by breaking down film of upcoming opponents and compiles reports on every NFL player, a role which has become particularly vital regarding the league's annual free agency period. In addition to his pro responsibilities, Colbert also assists in the evaluation of college talent, both during the college season and in preparation for the annual NFL Draft.

Prior to joining the Lions, Colbert spent five seasons (1985-89) as a college scout for the Miami Dolphins where he concentrated on evaluating athletes from Illinois to Alabama, and the eastern United States. Prior to joining the Miami staff, he served one season (1984) with the BLESTO scouting service.

A native of Pittsburgh, Pennsylvania, Colbert, 41, is an experienced coach in three sports. He was the backfield coach and recruiting coordinator at Ohio Wesleyan University for three years (1981-83), and in 1984 he also aided the school as head baseball coach.

From 1979-81, he served as a graduate assistant basketball coach and baseball coach at Robert Morris College, where he pursued a master's degree in sports management. Before attending graduate school, Colbert spent three months as an intern in the ticket office of the NBA Detroit Pistons. He received an undergraduate degree in sports management from Robert Morris in 1979.

Kevin and his wife, Janis, have three children (Kacie, Jennifer and Daniel) and reside in Clarkston.

## Team Scouts



### Russ Bolinger SCOUT

#### 3rd Year with Lions

Russ Bolinger re-joined the Lions in 1996, working for Ron Hughes in the team's scouting department. Though fairly new to the Lions in his current role, Bolinger is no stranger to the Lions' family, having played guard for Detroit from 1976-82.

After serving the club from its Silverdome headquarters in 1997 in a pro scouting capacity, Bolinger is returning to the road in 1998, evaluating prospects throughout the south and western portions of the United States.

Bolinger re-joined the Lions following two years as a scout for Jacksonville. Prior to his stint with the Jaguars, he spent three seasons at the University of Utah, as a graduate assistant in 1991, recruiting coordinator in 1993, and as offensive line coach in 1994.

After leaving the Lions as a player in '82, he finished his career with the Los Angeles Rams from 1983-85, and also had a stint with the USFL's Memphis Showboats in '85.

A standout player at the University of California-Riverside and Long Beach State, he won the Lynn Hoyem Outstanding Senior Award and played in the 1976 East-West Shrine All-Star Game. He graduated from Long Beach State in 1975 with a bachelor's degree in liberal arts. He also is an inductee in the Hall of Fames of both the University of California-Riverside and Long Beach State. Additionally, Bolinger has completed work towards a master's degree in sports psychology. He and his wife, Paula, have three children, Joey, Kaylin and Jackie.



**Chad Henry**  
SCOUT — BLESTO

1st Year with Lions

Chad Henry is the newest addition to the Lions' personnel department. He joins the club as a BLESTO area scout who's scouting territory will include the southeast portion of the country.

Henry, 26, brings a variety of experience to Detroit, both in coaching and scouting capacities. Most recently, Henry assisted the Lions' personnel department late in 1997 in preparation for the 1998 NFL Draft. Prior to that, he served as a personnel and training camp intern for both the Lions in 1997 and San Diego Chargers in 1996.

Among Henry's coaching stops have been as wide

receivers/defensive backs coach at his alma mater, Indiana Area Senior High School (Indiana, Pa.), in the Fall of '97, and in 1996-97 as baseball coach for the American Legion Indiana (Pa.) Titans.

In May, 1998, Henry received a master's degree from Indiana (Pa.) in industrial and labor relations. He had previously received a bachelor's degree in English from the same school in May, 1996.

Henry, who's father, Jack, is Detroit's offensive line coach, is single and resides in Indiana, Pa.



**Jim Owens**  
SCOUT

15th Year with Lions

Jim Owens is in his 15th season with the Lions' personnel department. His primary territory is the country's south and southwest regions.

Prior to his time with Detroit, he scouted colleges in the south-east for BLESTO for six years. And previous to that stint, the Garland, Texas native was a high school and college coach at various stops throughout Texas for 21 years. Owens and his wife, Charlotte, live in Athens, Texas, and have three children.



**Scott McEwen**  
SCOUT

12th Year with Lions

Scott McEwen is in his 12th season working with the Lions. The East McKeesport, Pa., native handles scouting in the eastern portion of the United States. A 1980 graduate of West Liberty State (W. V.), McEwen spent two seasons with BLESTO before joining the Lions. After a four-year career at West Liberty State, he became defensive line coach at his alma mater (1980-81), and later coached four years at Duquesne University. He and his wife, Colleen, have four children.



**Charlie Sanders**  
PRO SCOUT

9th Year with Lions

Long-time Lion player and coach Charlie Sanders is the newest member of the club's personnel department, re-joining the club on February 18, 1998 as a pro scout. Sanders will be headquartered at the team's Silverdome offices and will assist in compiling reports and evaluations on upcoming Lions' opponents and players

throughout the league.

After eight years on the Lions' coaching staff (tight ends in 1989-90 and wide receivers in 1991-96), Sanders spent the 1997 season as a radio broadcaster on the team's flagship station, WXYT. That role added to a radio broadcast resume that also included time as the club's color commentator from 1983-88.

One of the best tight ends of his era, Sanders caught 336 passes (third on club's all-time list) during his 10-year career (1968-77) for 4,817 yards. He appeared in seven Pro Bowls, was twice named All-Pro and missed only 12 games during his career.

Drafted by the Lions in the third round from Minnesota in 1968, Sanders was the only rookie that season selected to play in the Pro Bowl and he finished second to then-teammate Earl McCullough for NFL Rookie of the Year honors. Sanders also was inducted into the Michigan Sports Hall of Fame in 1990, and in 1997, he was inducted into the North Carolina Sports Hall of Fame, his native state.

Sanders and his wife, Georgianna, have nine children — Mia, Charese, Mary Jo, Georgianna, Charlie Jr., Nathalie, Tallisa, Wayne and Jordan.



## Sheldon White SCOUT

### 2nd Year with Lions

During 1997, White scouted on the Lions' behalf for the BLESTO Scouting Combine, but was promoted in 1998 to area scout, and will handle the southeast portion of the country.


White, a former Lions' defensive back from 1990-92, re-joined the organization in '97 as a BLESTO scout after coaching wide receivers at his alma mater, Miami (Oh.) from 1994-96. That post followed a six-year NFL playing career in which White also saw action for the New York Giants in 1988-89 and the Cincinnati Bengals in 1993.

A native of Dayton, Ohio, White was a four-year letterman

at Miami (Oh.) from 1984-87, earning first-team All-MAC honors in 1986-87 and serving as a key contributor to the Redskins' MAC title in '86. In 1988, he was selected by the Giants in the third round of the NFL Draft, and led the club during his rookie season with four interceptions.

Following a two-year stint in New York, White signed with the Lions, where he played three seasons. He recorded 33 tackles, 17 passes broken up and three interceptions, including a key fourth quarter pick for a touchdown in Detroit's division-clinching win in 1991 at Super Bowl-bound Buffalo. White then signed as an unrestricted free agent with the Bengals, where he spent the '93 campaign, before entering the coaching ranks at Miami (Oh.) in '94.

White and his wife, Amy, reside in Oxford, Ohio, with their two children, Sheldon II, 8, and Jordan, 2.



Player Profiles



# Kevin Abrams

## CORNERBACK

Syracuse 2nd Year

Ht: 5-8 Wt: 175

Born: 2/28/74 (D-2b in '97)

# 24

**GAMES PLAYED/  
STARTED:** 1997 (15/4)  
[1/1] **TOTAL:** (15/4) [1/1]

**PRO and 1997:** Second-year player expected to take over as club's starting left cornerback in 1998... Makes up for lack of physical size with blinding speed, outstanding leaping ability and solid instincts... Is also more than willing to help in run support... Began rookie campaign as nickel back, but became starter at right cornerback for the final four games... Recorded his first career sack (10 yards) at Chicago (9/14)... Collected his second career sack at Green Bay (9/28) causing a Brett Favre fumble on the play... Saw action in only five plays at Tampa Bay (10/12) due to hamstring injury suffered early in the contest, which forced him inactive vs. NY Giants (10/19) the following week... Recorded his first career interception in Detroit's win over Indianapolis (11/23), returning it 29 yards to the Colts' six-yard-line... Made his first career start in Thanksgiving Day contest vs. Chicago (11/27)... Named the Lions' defensive MVP by the coaches for his performance at Minnesota (12/14) — made a career-high eight tackles and helped limit Cris Carter and Jake Reed to a combined three catches against the Vikings. Lions' second of two second round picks (54th overall) in 1997 NFL Draft.

### ABRAMS' SINGLE-GAME BESTS

|                |   |
|----------------|---|
| TACKLES:       | 8 at Minnesota 12/14/97                       |
| INTERCEPTIONS: | 1 vs. Indianapolis 11/23/97                   |
| INT. RETURN:   | 29 vs. Indianapolis 11/23/97                  |
| SACKS:         | 1 (at Chicago 9/14/97; vs. Green Bay 9/28/97) |

### ABRAMS' 1997 DEFENSIVE STATISTICS

| Date         | Opp.   | TACKLES           |           |          | Sacks<br>No/Yds | Int's<br>No/Yds | Passes<br>Def. | Fumbles<br>Rec./For. | Spec. Teams<br>Tackles |
|--------------|--------|-------------------|-----------|----------|-----------------|-----------------|----------------|----------------------|------------------------|
|              |        | Total             | Solo      | Asst.    |                 |                 |                |                      |                        |
| 8/31         | ATL    | 0                 | 0         | 0        | 0/0             | 0/0             | 0              | 0/0                  | 1                      |
| 9/7          | TB     | 0                 | 0         | 0        | 0/0             | 0/0             | 0              | 0/0                  | 0                      |
| 9/14         | @ Chi  | 5                 | 5         | 0        | 1/10            | 0/0             | 0              | 0/0                  | 1                      |
| 9/21         | @ NO   | 1                 | 1         | 0        | 0/0             | 0/0             | 0              | 0/0                  | 1                      |
| 9/28         | GB     | 1                 | 1         | 0        | 1/5             | 0/0             | 0              | 0/1                  | 0                      |
| 10/5         | @ Buf  | 1                 | 0         | 1        | 0/0             | 0/0             | 0              | 0/0                  | 1                      |
| 10/12        | @ TB   | 0                 | 0         | 0        | 0/0             | 0/0             | 0              | 0/0                  | 0                      |
| 10/19        | NYG    | INACTIVE — INJURY |           |          |                 |                 |                |                      |                        |
| 11/2         | @ GB   | 0                 | 0         | 0        | 0/0             | 0/0             | 0              | 0/0                  | 0                      |
| 11/9         | @ Wash | 0                 | 0         | 0        | 0/0             | 0/0             | 0              | 0/0                  | 1                      |
| 11/16        | MIN    | 0                 | 0         | 0        | 0/0             | 0/0             | 1              | 0/0                  | 0                      |
| 11/23        | INDY   | 2                 | 1         | 1        | 0/0             | 1/29            | 1              | 0/0                  | 0                      |
| 11/27        | CHI    | 3                 | 1         | 2        | 0/0             | 0/0             | 0              | 0/0                  | 0                      |
| 12/7         | @ Mia  | 7                 | 4         | 3        | 0/0             | 0/0             | 1              | 0/0                  | 1                      |
| 12/14        | @ Min  | 8                 | 8         | 0        | 0/0             | 0/0             | 1              | 0/0                  | 0                      |
| 12/21        | NYJ    | 7                 | 6         | 1        | 0/0             | 0/0             | 3              | 0/0                  | 0                      |
| <b>Total</b> |        | <b>35</b>         | <b>27</b> | <b>8</b> | <b>2/15</b>     | <b>1/29</b>     | <b>7</b>       | <b>0/1</b>           | <b>6</b>               |

**COLLEGE and PERSONAL:** Unanimous All-Big East Conference first-team pick during last two collegiate seasons (1995-96)... Became a

• In Syracuse's 52-24 win over Eastern Michigan in 1995, Abrams recorded the first two-interception game of his collegiate career. The quarterback for EMU that afternoon was Lions' 1998 second round draft pick, Charlie Batch.

• Abrams' brother, Joe, was a four-year letterwinner (running back) at the University of Cincinnati from 1989-92.

starter to begin his sophomore season after playing in nine games as a reserve as a freshman in 1993... Also blocked two punts on special teams as a senior... Led the team with 12 pass deflections in 1996... Big East conference leader in the same category as a junior with 18 passes broken up, and as a sophomore with 19 passes defended... Did not allow a single completion in five different contests in '95 campaign... Collected team-high six interceptions as a junior — the most picks in a season by an Orangeman since Rob Thomson had seven pass thefts in 1989... Notched two interceptions in a 52-24 defeat of Eastern

Michigan in 1995, marking the first multi-interception game at Syracuse since Markus Paul recorded three thefts vs. Temple in 1985... Also had a pair of interceptions in a 41-0 triumph over Clemson in the '95 Gator Bowl... Recorded the first blocked punt of his career as a sophomore vs. Oklahoma, advancing it 21 yards... Redshirted in 1992... All-State, All-Sun

Coast, All-Western Conference, All-Hillsborough County, captain and Most Valuable Player at Hillsborough (Tampa, Fla.) High... Competed as a cornerback and wide receiver in high school, in addition to handling kickoff return duties... Participates in Lions' hospital visits program... Son of Gwen and Joseph Abrams... Born in Tampa, Florida.



# Allen Aldridge

**LINEBACKER**  
Houston 5th Year  
Ht: 6-1 Wt: 255  
Born: 5/30/72 (UFA in '98)

# 55

**GAMES PLAYED/  
STARTED:** 1994 (16/2);  
1995 (16/12); 1996 (16/16)  
[1/1]; 1997 (16/15) [4/4]  
**TOTAL:** (64/45) [5/5]

**PRO:** Signed by Detroit as an unrestricted free agent on Feb. 14, 1998... Spent the first four years of his pro career with the Denver Broncos (last three as a starter)... Began career playing outside linebacker and served as Denver's starter in the middle in 1996-97... In a pool of available free agent linebackers, he was the Lions' top choice, and the club jumped at the chance to sign him only hours after free agency began... Will step into team's starting weak-side linebacking slot... Looks to provide both versatility and play-making ability to Lions' linebacking corps... Coaches like the fact that he has played both inside and outside and is used as a four-down defender who can jump into pass coverage effectively as well as stopping the run... Originally a second round selection (51st overall) of the Broncos in the 1994 NFL Draft. 1997: Started 15 of 16 games at middle linebacker and ranked sixth on the team with 77 tackles (53 solo), one forced fumble and six passes defended... Also started all four postseason games at middle linebacker and posted 15 tackles (13 solo) with one fumble recovery, an interception and one pass defended... Collected four solos in Super Bowl XXXII vs. Green Bay... Big effort in AFC Championship Game at Pittsburgh (1/4), with five

### ALDRIDGE'S SINGLE-GAME BESTS

**TACKLES:** 13 at Kansas City 12/17/95; vs. Chicago 11/10/96  
**SACKS:** 1 at Seattle 10/1/95  
**PASSES BROKEN UP:** 3 vs. Tampa Bay 9/15/96

### ALDRIDGE'S DEFENSIVE STATISTICS

| Year          | TACKLES    |            |            | Sacks           |              | Passes Def. | Fumbles Rec./For. |
|---------------|------------|------------|------------|-----------------|--------------|-------------|-------------------|
|               | Total      | Solo       | Asst.      | No/Yds          | Int's No/Yds |             |                   |
| 1994 (Den.)   | 8          | 1          | 7          | 0/0             | 0/0          | 0           | 0/0               |
| 1995 (Den.)   | 110        | 77         | 33         | 1.5/10.5        | 0/0          | 3           | 1/1               |
| 1996 (Den.)   | 121        | 74         | 47         | 0/0             | 0/0          | 6           | 0/2               |
| 1997 (Den.)   | 80         | 55         | 25         | 0/0             | 0/0          | 4           | 0/1               |
| <b>Career</b> | <b>319</b> | <b>207</b> | <b>112</b> | <b>1.5/10.5</b> | <b>0/0</b>   | <b>13</b>   | <b>1/4</b>        |

tackles, an interception and a pass defended. The interception came in the end zone midway through the third quarter after Pittsburgh had taken the second half kickoff and driven from their own 22 to the Broncos' five-yard line. Kordell Stewart was looking for Charles Johnson on second-and-five when Aldridge denied the Steelers any points after they had taken 6:43 off the clock with the drive... His post-season fumble recovery came vs. Jacksonville (12/28) and helped thwart a Jaguars' scoring threat in the third quarter, with Denver nursing a 21-17 lead — Aldridge recovered the Mark Brunell fumble at their own 17-yard-line... Only missed start during the regular season came at Buffalo (10/26) when the Broncos opened the game with an extra defensive back to counter the Bills' three-wide receiver set... Made a season-high eight tackles at Seattle (9/7)... Tied season-high with eight tackles vs. Cincinnati (9/21) as well... Big game vs. Carolina (11/9), tying season-high with eight tackles and causing a key fumble — he knocked the ball from the hands of Panthers' RB

Fred Lane on a big hit deep in Denver territory, halting a Carolina scoring threat in an eventual Broncos' shutout. He also handled the long-snapping duties on punts vs. Panthers. **1996:** Shifted to starting middle linebacker slot and started all 16 games at that position... Finished second on squad with career-high 121 tackles, in addition to defending six passes and forcing two fumbles... Knocked down career-high three passes vs. Tampa Bay (9/15), including a clutch deflection late in the game to preserve Denver's 27-23 win... Posted 11 tackles the following week at Kansas City (9/22)... Stellar outing vs. Kansas City (10/27) with team-high 12 tackles as Denver held the Chiefs without a single rushing first down for the second time in franchise history... Matched career-high with 13 tackles vs. Chicago (11/10), including a key stop on Bears' RB Raymont Harris on third-and-goal with less than 30 seconds remaining in the game to help preserve a 17-12 Denver win... Led club with 12 stops in regular season finale at San Diego (12/22)... Collected a sack on Jaguars' QB Mark Brunell in Denver's AFC Divisional playoff game vs. Jacksonville. **1995:** Moved into starting role prior to fifth game of the season at weak-side linebacker... Played in all 16 games and started the final 12 contests... Finished the year with 110 tackles, 1.5 sacks, three passes defended and a fumble recovery... Also continued in role on special teams, collecting six tackles and causing a fumble... Made first start of the year at left linebacker at Seattle (10/1), making seven tackles, including his first career sack... Moved to starting right linebacker the following week and stayed in that position for the remainder of the season... Had a hand in Broncos' 27-0 win vs. Oakland (10/16) in which Denver held the Raiders without a

rushing first down, a first in Broncos' history... Had team-high 11 tackles the following week vs. Kansas City (10/23)... Recorded his first career fumble recovery vs. Arizona (11/5)... Collected then-season-best 12 tackles at Philadelphia (11/12) despite injuring his thumb during the contest... Set career-high with 13 tackles at Kansas City (12/17). **1994:**

Appeared in all 16 games as a rookie, including two early-season starts at left outside linebacker in place of injured Mike Croel... Recorded eight tackles, five of which came in first career start at NY Jets (9/11)... Saw majority of playing time on Broncos' special teams.

#### COLLEGE and PERSONAL:

Earned All-America and All-Southwest Conference first-team honors by several pre-draft publications as a senior strong-side linebacker at Houston... Finished fourth on squad with 81 tackles (46 solo), and had four sacks, two forced fumbles and a fumble recovery

as a senior in 1993... Closed out his collegiate career by being named Defensive MVP in the Blue-Gray all-star game... Registered 191 tackles, 14 sacks, 14 tackles for loss, two forced fumbles and a fumble recovery during four-year career at Houston... Also competed on the Cougars' track team in 1993, finishing third in the shot put (55'0") at the SWC Indoor Championships... His top outdoor shot put mark (56'8") came at the prestigious Texas Relays later that spring... Earned three letters each in football and track at Willowridge High School in Missouri City, Texas... A member of the Fellowship of Christian Athletes, Aldridge was also a two-time "Ironman" winner in the Cougars' weight room while at Houston... Father, Allen, spent time in professional football playing for the Cleveland Browns and Houston Oilers... Also related to former NFL defensive back, Ken Houston.

• Aldridge is one of three Lions to have won a Super Bowl ring during his pro career — in 1997 with the Denver Broncos. He joins John Jeff and Robert Bailey, who both won championships with Dallas.

• Aldridge made a key interception in the Broncos' endzone late in the third quarter in the 1998 AFC Championship Game in Pittsburgh.



# Robert Bailey

**CORNERBACK**  
 Miami (Fla.) 8th Year  
 Ht: 5-9 Wt: 174  
 Born: 9/3/68 (FA in '97)

# 35

### BAILEY'S SINGLE-GAME BESTS

TACKLES: 7 vs. New York 9/27/92  
 INTERCEPTIONS: 1 (six times; Last at Tampa Bay 10/12/97)  
 INT. RETURN: 41 vs. Houston 9/26/93  
 QUARTERBACK SACKS: 1 (three times; Last vs. Chicago 11/27/97)

### BAILEY'S DEFENSIVE STATISTICS

| Year             | TACKLES    |            |           | Sacks       |              | Int's     | Passes     | Fumbles |
|------------------|------------|------------|-----------|-------------|--------------|-----------|------------|---------|
|                  | Total      | Solo       | Asst.     | No/Yds      | No/Yds       | Def.      | Rec./For.  |         |
| 1991 (L.A. Rams) | 1          | 1          | 0         | 0/0         | 0/0          | 1         | 0/0        |         |
| 1992 (L.A. Rams) | 43         | 41         | 2         | 0/0         | 3/61         | 6         | 0/0        |         |
| 1993 (L.A. Rams) | 18         | 15         | 3         | 0/0         | 2/41         | 5         | 0/0        |         |
| 1994 (L.A. Rams) | 25         | 23         | 2         | 0/0         | 0/0          | 7         | 1/0        |         |
| 1995 (Wash.)     | 0          | 0          | 0         | 0/0         | 0/0          | 0         | 0/0        |         |
| (Dall.)          | 9          | 6          | 3         | 0/0         | 0/0          | 1         | 0/0        |         |
| 1996 (Mia.)      | 9          | 7          | 2         | 1/0         | 0/0          | 0         | 0/0        |         |
| 1997 (Det.)      | 12         | 11         | 1         | 2/25        | 1/0          | 3         | 0/2        |         |
| <b>Career</b>    | <b>117</b> | <b>104</b> | <b>13</b> | <b>3/25</b> | <b>5/102</b> | <b>23</b> | <b>1/2</b> |         |

#### GAMES PLAYED/

STARTED: 1991 (6/0);  
 1992 (16/7); 1993 (9/3);  
 1994 (16/2); 1995 (13/0)  
 [3/0]; 1996 (14/0); 1997  
 (15/0) [1/0] **TOTAL:**  
 (89/12) [4/0]

**PRO:** Veteran player returns for second year with Detroit and should again provide depth and experience to young secondary... Gives Lions'

defensive backfield versatility by being able to either defend a receiver in the slot or jump in at either starting position... Signed by the Lions as a free agent in April, 1997... Played for the Miami Dolphins in 1996 after signing as an unrestricted free agent from Dallas in March, 1996... Was signed by Dallas in October, 1995 after being released by Washington... Was released by St. Louis prior to the start of the regular season, was signed by the Redskins on September 12, 1995 and played in four games... Played his first four seasons with the Rams, who originally drafted him in the fourth round (107th overall) in 1991 from Miami (Fla.). 1997: Saw action in 15 of team's regular season games, in addition to Wild Card playoff game... Was inactive for second game of season vs. Tampa Bay (9/7)... Also was one of club's most productive special teams players, collecting 16 tackles on the year (fifth on squad)... Began seeing more playing time in secondary as season progressed... Was utilized as a blitzer periodically from the slot on passing downs during '97, garnering the second and third sacks of his career... Made outstanding play vs. Green Bay (9/28), stripping the ball from Dorsey Levens deep in Lions' territory, with LB George Jamison recovering it... Snagged lone interception of the year at Tampa Bay (10/12), balancing against the sideline and reeling the ball in... Notched big play vs. Chicago on Thanksgiving (11/27), sacking Bears' QB Steve Stenstrom on a blitz, which forced a fumble — ball popped into Tracy Scroggin's

hands and he ran 17 yards for a touchdown... Made second sack of the season (15 yards) at Minnesota (12/14) on blitz. 1996: Saw action in 14 contests and was inactive for two for Miami... Recorded his first career sack vs. New England (9/1)... Made three tackles vs. N.Y. Jets (9/15)... Recorded two stops vs. Buffalo (12/16) and made one tackle in the season finale at N.Y. Jets (12/22). 1995: Played in 13 regular season games, four with Washington and nine with Dallas... Saw action in the Cowboys' three playoff games, including Super Bowl XXX... Was released by St. Louis before the regular season... Signed with Washington on Sept. 12... Was inactive at Denver (9/17)... Saw his first action as a Redskin at Tampa Bay (9/24)... Waived by Washington Oct. 16... Signed by Dallas Oct. 19... Played for the first time as a Cowboy at Atlanta (10/29), defended a pass while playing in place of the injured Deion Sanders... Earned special teams game ball for his performance at Oakland (11/19), making three special teams tackles and adding three more stops on defense... Played in all three playoff contests for Cowboys... Made four tackles, defended a pass and made three special teams tackles in post-season action... Recorded three tackles against Pittsburgh in Super Bowl XXX (1/28/96). 1994: Appeared in all 16 games (two starts) for the Los Angeles Rams... Helped seal victory over Arizona in season opener (9/4) with a fumble recovery late in the game... Made his two starts of the

year as the extra defensive back in the two games against Atlanta's run-and-shoot offense... Set NFL record with 103-yard punt return for a TD vs. New Orleans (10/23), and also added four tackles against the Saints... On the same day he set the punt return record, his wife, Wycidra, gave birth to son, Kharee.

**1993:** Started three games in nine appearances as he saw his season end prematurely due to knee injury... Picked off a pass in season-opener at Green Bay (9/5)... Defended three passes, intercepted a pass and made four tackles against Houston (9/26)... Suffered knee injury against Atlanta (12/4) and sat out remainder of the season. **1992:** Saw action in every game (seven starts)... Recorded his first career interception against New England (9/13)... Posted a season-high seven tackles in his first NFL start against N.Y. Jets (9/27)... Picked off a Steve Young offering and returned it 24 yards for his lone career defensive touchdown vs. San Francisco (10/4). **1991:** Injuries

plagued him in his inaugural campaign, limiting him to only six games... Was placed on Injured Reserve on

two separate occasions... Began the season on I.R. and sat out the first five games... Defended a pass and made a tackle in his NFL debut against San Diego (10/13)... Injured finger on his left hand at Detroit (11/17) and missed the remainder of the season.

**COLLEGE and PERSONAL:** Earned four letters and was a starter as a senior in 1990 at Miami (Fla.)... Intercepted one pass, defended 11 passes and made 75 tackles in '90... Made one start and had an interception as a junior in 1989... Scored a TD against Cincinnati as he blocked a punt and recovered it in the end zone... Earned degree in science... Attended Southridge High in Miami, Fla., where he also ran track... Served as spokesperson for the Save the Earth Foundation... Has appeared on the soap opera, "The Young and the Restless"... In his free time he enjoys water sports, snow boarding and golf... His favorite movies are "James Bond" films and "Scarface", his favorite book is "Chicken Soup for the Soul" and his favorite recording artist is Michael Jackson... He and his wife, Wycidra, have a son, Kharee, 2... Full name is Robert Martin Luther Bailey... Born in Barbados, West Indies.

• Bailey holds the all-time NFL record for longest punt return, a 103-yarder for a touchdown on Oct. 23, 1994 vs. New Orleans. Bailey picked up a punt that had yet to have been ruled dead, and rambled 103 yards for the score while the remaining players left the field.

• Joining P John Jett (also Dallas) and LB Allen Aldridge (Denver), Bailey is one of three Lions to have earned a Super Bowl ring during his professional career. Bailey saw action in Super Bowl XXX with the Cowboys.



## Terry Battle

**RUNNING BACK**  
Arizona State 2nd Year  
Ht: 5-11 Wt: 197  
Born: 2/7/76 (D-7a in '97)

# 21

**GAMES PLAYED/  
STARTED:** 1997 (0/0)  
**TOTAL:** (0/0)

**PRO and 1997:** Inactive for all of the Lions' games during rookie campaign... Likely will have an opportunity to become Lions' kickoff or punt return specialist in '98... Entered 1997 NFL Draft following his junior season (never redshirted)... Detroit's first of three choices in the '97 NFL Draft (206th overall) from Arizona State.

**COLLEGE and PERSONAL:** All-Pac 10 Conference first-team choice as a junior in 1996... Despite starting only five games in '96, he became only the fourth player since 1975 to rush for over 1,000 yards in a season for the Sun Devils as he carried 160 times for 1,043 yards (6.5 avg) and tied a school record with 18 touchdowns (previously held by Woody Green in 1982)... Also returned 17 kickoffs for 528 yards (31.1 avg) with two scores in final college season — his 20

total touchdowns were the most by a Sun Devil since Willford White's 22 scores in 1950... His 31.2-yard average in '96 on kickoff returns broke the old school season record of 26.7 yards by White in 1948... Averaged 146.9 all-purpose yards per game in '96... Had a 99-yard kickoff return for a touchdown vs. UCLA in '96, and carried 30 times for 184 yards with four rushing scores in a 48-35 double-overtime victory over Southern California during the same year... Named Pac-10 Offensive Player of the Week as he carried 21 times for 190 yards with a two-yard score, and returned a kickoff 100 yards for a touchdown in a 29-14 win over Oregon State in '96. With the kickoff return for touchdown, he became the first player in school history to return two kickoffs for scores in the same season. The 100-yarder was the

- The 20 total touchdowns Battle scored in 1996 as a junior at Arizona State were the most for a Sun Devil since Willford White scored 22 times in 1950.
- Also in '96, Battle became the first player in school history to record two kickoff returns for touchdown in the same season (99 and 100-yarders).

longest kickoff return in school annals as well... Also had a four-rushing-touchdown outing in a 35-7 triumph over California the same year... Saw action in 10 games as a reserve tailback in 1995 as a sophomore, gaining 474 yards with three touchdowns on 98 carries (4.8 avg)... Appeared in 11 games, rushing for 279 yards on 76 carries (3.7 avg) as a true freshman in 1994... Lettered three times in football and track at Sweetwater Union (San Diego, Cal.) High, serving as captain in both sports... Added two letters in basketball as well... Named Metropolitan League Offensive Player of the Year as he ran for 1,875

yards and 21 touchdowns in 13 games as a senior... Justice studies major at Arizona State... One of three children of Bobby Nell and Houston Battle... Born Terrance Leshawn Battle in Dallas, Texas.



# Eric Beverly

**GUARD**

Miami (Oh.) 1st Year

Ht: 6-3 Wt: 279

Born: 3/28/74 (FA in '97)

79

**GAMES PLAYED/  
STARTED:** 1997 (0/0)  
**TOTAL:** (0/0)

**PRO and 1997:** Spent majority of rookie campaign on team's practice squad... Signed to active roster on Dec. 20... Dressed, but did not play in club's regular season finale vs. New York Jets (12/21), and was inactive for Detroit's Wild Card playoff contest at Tampa Bay (12/28)... Signed as an undrafted rookie free agent with Detroit on April 24, 1997.

- Beverly played the first three years of his collegiate career at Miami (Oh.) as a tight end.
- After spending almost his entire rookie year on Detroit's practice squad, Beverly was activated to the team's 53-man roster the day before the 1997 regular season finale (December 20).

college ball at tight end before shifting to tackle for senior campaign in 1996... Started all 11 games in '96 along offensive line (nine at right tackle and two games at left tackle)... Was voted a tri-captain as a senior as well... Caught six balls for 51 yards during first three years while playing tight end... Started all 11 games there as a junior in 1995 and six games in 1993 as a redshirt freshman... Sat out most of sophomore year (1994) due to injury...

**COLLEGE and PERSONAL:** Four-year letter winner at Miami (Oh.)... Played the first three years of

Redshirted in 1992... All-area tight end selection at Bedford Heights (Oh.) High School... Born Eric Raymonde Beverly in Cleveland, Ohio.



# Stephen Boyd

## LINEBACKER

Boston College 4th Year

Ht: 6-0 Wt: 247

Born: 8/22/72 (D-5a in '95)

# 57

### BOYD'S SINGLE-GAME BESTS

|                      |                             |
|----------------------|-----------------------------|
| TACKLES:             | 19 at Washington 11/9/97    |
| SACKS:               | 1 vs. Jacksonville 12/17/95 |
| INTERCEPTIONS:       | 1 vs. Atlanta 8/31/97       |
| INTERCEPTION RETURN: | 4 vs. Atlanta 8/31/97       |

### BOYD'S DEFENSIVE STATISTICS

| 1997<br>Date  | Opp.   | TACKLES    |            |           | Sacks<br>No/Yds | Int's<br>No/Yds | Passes<br>Def. | Fumbles<br>Rec./For. | Spec. Tm<br>Tackles |
|---------------|--------|------------|------------|-----------|-----------------|-----------------|----------------|----------------------|---------------------|
| 8/31          | ATL    | 15         | 9          | 6         | 0/0             | 1/4             | 2              | 1/1                  | 0                   |
| 9/7           | TB     | 15         | 8          | 7         | 0/0             | 0/0             | 0              | 0/0                  | 0                   |
| 9/14          | @ Chi  | 12         | 9          | 3         | 0/0             | 0/0             | 0              | 0/0                  | 0                   |
| 9/21          | @ NO   | 3          | 3          | 0         | 0/0             | 0/0             | 0              | 0/0                  | 0                   |
| 9/28          | GB     | 8          | 5          | 3         | 0/0             | 0/0             | 0              | 0/0                  | 0                   |
| 10/5          | @ Buf  | 9          | 6          | 3         | 0/0             | 0/0             | 0              | 0/0                  | 0                   |
| 10/12         | @ TB   | 11         | 8          | 3         | 0/0             | 0/0             | 0              | 0/0                  | 0                   |
| 10/19         | NYG    | 13         | 8          | 5         | 0/0             | 0/0             | 0              | 0/0                  | 0                   |
| 11/2          | @ GB   | 9          | 6          | 3         | 0/0             | 0/0             | 0              | 0/0                  | 0                   |
| 11/9          | @ Wash | 19         | 12         | 7         | 0/0             | 0/0             | 0              | 0/0                  | 0                   |
| 11/16         | MIN    | 14         | 8          | 6         | 0/0             | 0/0             | 0              | 0/0                  | 0                   |
| 11/23         | INDY   | 12         | 7          | 5         | 0/0             | 0/0             | 0              | 0/0                  | 0                   |
| 11/27         | CHI    | 14         | 9          | 5         | 0/0             | 0/0             | 0              | 0/0                  | 0                   |
| 12/7          | @ Mia  | 12         | 9          | 3         | 0/0             | 0/0             | 0              | 0/0                  | 0                   |
| 12/14         | @ Min  | 13         | 9          | 4         | 0/0             | 0/0             | 0              | 0/0                  | 0                   |
| 12/21         | NYJ    | 13         | 7          | 6         | 0/0             | 0/0             | 0              | 0/0                  | 0                   |
| <b>1997</b>   |        | <b>192</b> | <b>123</b> | <b>69</b> | <b>0/0</b>      | <b>1/4</b>      | <b>2</b>       | <b>1/1</b>           | <b>0</b>            |
| 1995          |        | 1          | 1          | 0         | 1/13            | 0/0             | 0              | 0/0                  | 11                  |
| 1996          |        | 36         | 25         | 11        | 0/0             | 0/0             | 3              | 0/0                  | 5                   |
| <b>Career</b> |        | <b>229</b> | <b>149</b> | <b>80</b> | <b>1/13</b>     | <b>1/4</b>      | <b>5</b>       | <b>1/1</b>           | <b>16</b>           |

### GAMES PLAYED/

**STARTED:** 1995 (16/0)  
[1/0]; 1996 (8/5); 1997  
(16/16) [1/1] **TOTAL:**  
(40/21) [2/1]

**PRO:** Intense wrap-up tackler who plays with a "search and destroy" attitude... Became starter at "will" linebacker at beginning of 1996, but had season cut short with severe groin and abdominal pull... Resumed in starting role in 1997 at middle linebacker and produced second-highest seasonal tackle total in team history... Steps up to fill the holes forcefully at the line of scrimmage and can also cover tight ends or backs in pass coverage... Contributed mostly on special teams during rookie campaign in 1995... The first of Detroit's three fifth-round

selections in the '95 draft (141st pick overall). **1997:** Started every game at middle linebacker and established himself as one of the league's most productive young linebackers... Enjoyed an outstanding season, leading team with 192 tackles, the second-highest seasonal total in Lions' history (Chris Spielman with 195 in 1994)... Named to USA Today's "All-Joe" team (unsung players around the league)... Also made all of the defensive calls in the huddle... Recorded double digits in tackles in 10 regular season games and either shared or owned team lead in tackles in 12 of 16 regular season contests... Named NFC Defensive Player of the Week for his performance in the season opener vs. Atlanta (8/31) when

he scored his first career TD (42-yard fumble recovery), and set up the game-winning TD with his first career interception. Also led team with 15 tackles vs. Falcons... Tied for team-high with 11 tackles at Tampa Bay (10/12), playing key role in run defense that held the Buccaneers to only 72 rushing yards... Exploded for a career-high 19 tackles at Washington (11/9) — total was second-highest single-game performance in team history, trailing only Paul Naumoff's 21 stops vs. Cleveland Nov. 9, 1975... Ended regular season with string of seven games in eight tries in double digits... Paced team with nine tackles in playoff contest at Tampa Bay (12/28). **1996:** Became integral part of defense as early part of

the year wore on, but progress was cut short in October due to a severe pull in his abdomen and groin, which eventually landed him on Injured Reserve... Started five of team's first six games in '96... Played sparingly in two appearances after injury... Was fourth on team in tackles (36) at time of injury... Also chipped in with five special teams tackles on the year... One of Lions' most productive defensive packages was "Nickel Boyd", in which Boyd was in middle and Bennie Blades stepped up as additional run-stopping linebacker... After playing reserve role in season opener at Minnesota (9/1) with two tackles, he started the next five games at weak-side linebacker... Made first career start vs. Tampa Bay (9/8) finishing with two tackles... Played well at Philadelphia the following week (9/15) with then-career-high eight stops and a pass defended... Set another career-high the next week vs. Chicago (9/22) with ten tackles... Tallied three tackles vs. Atlanta (10/6), but suffered injured groin and abdomen in the process, forcing him inactive the following week at Oakland (10/13)... Came back to play reserve role vs. New York Giants (10/27), but aggravated injury... Inactive for six of the next seven games with only action coming vs. Kansas City (11/28), but again aggravated his injury... Was placed on injured reserve (12/17) prior to season finale at San Francisco (12/23). **1995:** Spent rookie campaign as valuable member of special teams units as well as learning the system backing up Pro Bowl linebacker Chris Spielman... Received a lot of playing time at middle linebacker in preseason, registering 17 tackles, which ranked third on the squad... Notched 11 tackles on special teams during the regular season, fourth-best on team... Played in all 16 games, mostly on special teams... Made his first career defensive tackle and quarterback sack (for 13 yards) vs. Jacksonville (12/17)... Collected two special teams

tackles on three occasions: vs. Cleveland (10/8), at Atlanta (11/5) and vs. Chicago (12/5)... Had one special teams tackle in NFC Wild Card Playoff game at Philadelphia (12/30).

**COLLEGE and PERSONAL:** Still holds Boston College's career record with 524 tackles... First-team All-American selection by *The Poor Man's Guide* to the NFL Draft & Football News following senior season... All-Big East Conference and All-

Eastern College Athletic Conference first-team choice as senior... Led the team with 130 tackles (88 solos) in 1994 and registered seven sacks for 50 yards... Also collected 19 tackles for loss for 34 yards as a senior...

Recipient of the Bulger Love Award as a junior, given to the best collegiate defensive player in New England... Started 10 games at weak-side inside linebacker as a junior, setting a school season record with 161 tackles (84 solos)... Sophomore All-American first-team selection by *Football News*, finishing second on the team with 133 tackles (68 solos)... Two-time All-Long Island, All-Suburban and All-State selection at Valley Stream (N.Y.) High...

Recipient of the *Newsday-Thorpe* Award, given to the Most Outstanding Player in Nassau County... USA All-American honorable mention and named Metro Player of the Year by the *New York Daily News*... Recorded 153 tackles (90 solos) with three fumble recoveries as a high school senior... Also scored three times as a linebacker and rushed for 576 yards on 104 carries as a fullback in his final prep season... All-League choice and team captain in lacrosse in high school, performing as a laxman... Earned his degree from Boston College in human development... Participates in Lions' school assembly program and is active with his hometown schools and local charities, including the Wayne McLoughlin Scholarship Fund and The Jay Fund... Born Stephen Gerard Boyd in Valley Stream, New York.

• The first tackle of Boyd's NFL career was a 13-yard sack of then-Jaguars QB Rob Johnson on December 17, 1995.

Boyd's team-high 192 tackles in 1997 was only three short of tying the Lions' all-time single-season mark for most tackles, currently held by Chris Spielman (195) in 1994.



# Tommie Boyd

**WIDE RECEIVER**

Toledo 2nd Year

Ht: 6-0 Wt: 195

Born: 12/21/71 (FA in '96)

# 80

## BOYD'S SINGLE-GAME BESTS

RECEPTIONS: 3 vs. New York Jets 12/21/97  
 RECEIVING YARDS: 32 vs. Minnesota 11/16/97; at Minnesota 12/14/97  
 LONG RECEPTION: 32 vs. Minnesota 11/16/97

## BOYD'S OFFENSIVE STATISTICS

| Year   | Receptions | Yards | Average | Long | TD's |
|--------|------------|-------|---------|------|------|
| 1997   | 10         | 142   | 14.2    | 32   | 0    |
| Career | 10         | 142   | 14.2    | 32   | 0    |

**GAMES PLAYED/  
 STARTED:** 1997 (16/1)  
**[1/0] TOTAL:** (16/1)  
**[1/0]**

**PRO:** Was originally signed as an undrafted free agent April 24, 1995... Played for the World League's Rhein Fire in 1996 as both a receiver and kick returner... Spent '96 season on Detroit's practice squad, but made 53-man roster in 1997 with strong preseason showing. **1997:** In first year as an active NFL player, caught 10 balls for 142 yards... After starting the season as a backup, he began getting reps as third receiver in game vs. Green Bay (9/28)... Caught first ball of career at New Orleans (9/21)... Recorded first multi-catch game as a pro with two passes for 16 yards against Indianapolis (11/23)... Made his first professional start at Miami (12/7) as Lions opened the game with three wide receivers... Caught two passes for 32 yards at Minnesota (12/14), including a 12-yarder on the Lions' game-winning drive... Snared career-high three passes for 24 yards vs. Jets (12/21)... Caught two passes for 11 yards in Wild Card playoff game at Tampa Bay (12/28)... Also developed into dependable special teams player, finishing the season with 11 special teams stops. **1996:** Signed as a free agent on January 22, 1996... Played with club in preseason, but was released during training camp... Spent majority of the season on team's prac-

tice squad. **1995:** Was in training camp with Lions before being waived on August 18, 1995... Played in three '95 preseason contests for the Lions, catching two passes for 15 yards.

**COLLEGE and PERSONAL:** Missed only two games in his four-year collegiate career... Led squad with eight TD grabs as a senior... Also returned 16 punts for 165 yards in 1994... Moved to split end his senior year after starting at H-back previously... Hampered by ankle injury his junior year, catching 22 passes for 216 yards and two TD's... Earned honorable mention All-MAC honors his sophomore season... Was the team's second-leading receiver with 42 catches for 663 yards and two TDs that year... Had Toledo's longest punt return of the 1992 season, a 36-yarder against Northern Illinois... His 60-yard reception against Eastern Michigan was the team's longest of that year as well... Played in 11 games his freshman year in 1991... First team All-Lansing and Capital

• Undrafted out of Toledo in 1995, Boyd was released in 1995 and spent most of 1996 on Detroit's practice squad before becoming a full-time member of the club for the 1997 campaign.

• Boyd caught 22 passes for 204 yards and a touchdown for the Rhein Fire of NFL Europe League in 1996, in addition to serving as the team's punt returner.

Area Conference his senior year at Lansing (Mich.) Eastern High... Team MVP as a senior... Played in Michigan East/West All-Star game... Participates in Lions' school assembly program... Graduated from Toledo with a degree in communications.



# Mark Carrier

## SAFETY

Southern California 9th Year

Ht: 6-1 Wt: 192

Born: 4/28/68 (FA in '97)

# 27

### CARRIER'S SINGLE-GAME BESTS

|                      |                           |
|----------------------|---------------------------|
| TACKLES:             | 14 at Washington 11/9/97  |
| INTERCEPTIONS:       | 3 at Washington 12/9/90   |
| INTERCEPTION RETURN: | 66 vs. Minnesota 11/16/97 |

**GAMES PLAYED/  
STARTED:** 1990 (16/16)  
[2/2]; 1991 (16/16) [1/1];  
1992 (16/14); 1993  
(16/16); 1994 (16/15)  
[2/2]; 1995 (16/15); 1996  
(13/13); 1997 (16/16)  
[1/1] **TOTAL:** (125/121)  
[6/6]

**PRO:** Three-time Pro Bowler lends experience and big-play ability to young secondary as team's starting free safety... Signed as a free agent in June 20, 1997 after seven years with the Chicago Bears... Played in the Pro Bowl following the 1990-91 and '93 seasons... Led the NFL with 10 interceptions as a rookie in 1990... Named NFL Defensive Rookie of the Year in 1990... Has missed only three games in his career... Played in 108 consecutive games to begin his pro career prior to missing three of the last four games of the 1996 season with an ankle injury forced while attempting a tackle on Barry Sanders... Declared himself eligible for 1990 NFL Draft after his junior year at USC, and was Chicago's first round selection (sixth overall). **1997:** Voted by his teammates as one of two defensive captains... Proved to be a valuable addition to Detroit's defense, both with play-making ability and in setting tone for an otherwise young defensive backfield... Also made all of the defensive calls in the secondary... Led team with five interceptions and finished third on squad with 113 tackles (fourth year in career of over 100 stops)... Also ranked second on team with 13 passes broken up... Made triumphant return to Chicago's Soldier

### CARRIER'S DEFENSIVE STATISTICS

| 1997<br>Date  | Opp.   | TACKLES    |            | Sacks      | Int's<br>No/Yds | Passes<br>No/Yds | Fumbles<br>Def. | Rec./For.   |
|---------------|--------|------------|------------|------------|-----------------|------------------|-----------------|-------------|
|               |        | Total      | Solo       |            |                 |                  |                 |             |
| 8/31          | ATL    | 2          | 2          | 0          | 0/0             | 0/0              | 0               | 0/0         |
| 9/7           | TB     | 7          | 6          | 1          | 0/0             | 0/0              | 3               | 0/0         |
| 9/14          | @ Chi  | 6          | 4          | 2          | 0/0             | 1/0              | 3               | 0/0         |
| 9/21          | @ NO   | 8          | 5          | 3          | 0/0             | 0/0              | 0               | 0/0         |
| 9/28          | GB     | 6          | 4          | 2          | 0/0             | 1/0              | 3               | 0/0         |
| 10/5          | @ Buf  | 6          | 2          | 4          | 0/0             | 0/0              | 0               | 0/0         |
| 10/12         | @ TB   | 4          | 2          | 2          | 0/0             | 0/0              | 0               | 0/0         |
| 10/19         | NYG    | 9          | 8          | 1          | 0/0             | 0/0              | 0               | 0/0         |
| 11/2          | @ GB   | 7          | 2          | 5          | 0/0             | 1/17             | 1               | 0/0         |
| 11/9          | @ Wash | 14         | 8          | 6          | 0/0             | 0/0              | 1               | 0/0         |
| 11/16         | MIN    | 8          | 7          | 1          | 0/0             | 1/66             | 1               | 0/0         |
| 11/23         | INDY   | 4          | 3          | 1          | 0/0             | 0/0              | 0               | 0/0         |
| 11/27         | CHI    | 7          | 5          | 2          | 0/0             | 0/0              | 0               | 0/0         |
| 12/7          | @ Mia  | 10         | 6          | 4          | 0/0             | 0/0              | 0               | 0/0         |
| 12/14         | @ Min  | 9          | 9          | 0          | 0/0             | 0/0              | 0               | 0/0         |
| 12/21         | NYJ    | 6          | 4          | 2          | 0/0             | 1/11             | 1               | 0/0         |
| <b>1997</b>   |        | <b>113</b> | <b>77</b>  | <b>36</b>  | <b>0/0</b>      | <b>5/94</b>      | <b>13</b>       | <b>0/0</b>  |
| 1990 (Chi.)   |        | 122        | 55         | 67         | 0/0             | 10/39            | 20              | 2/5         |
| 1991 (Chi.)   |        | 93         | 41         | 52         | 0/0             | 2/54             | 12              | 1/1         |
| 1992 (Chi.)   |        | 89         | 43         | 46         | 0/0             | 0/0              | 10              | 2/1         |
| 1993 (Chi.)   |        | 91         | 47         | 44         | 0/0             | 4/94             | 7               | 0/1         |
| 1994 (Chi.)   |        | 101        | 56         | 45         | 0/0             | 2/10             | 6               | 0/1         |
| 1995 (Chi.)   |        | 103        | 63         | 40         | 0/0             | 0/0              | 15              | 1/0         |
| 1996 (Chi.)   |        | 76         | 40         | 36         | 0/0             | 2/0              | 7               | 1/1         |
| <b>Career</b> |        | <b>788</b> | <b>422</b> | <b>366</b> | <b>0/0</b>      | <b>25/291</b>    | <b>90</b>       | <b>7/10</b> |

Field (9/14) with three passes broken up and first interception of the year in Lions' 32-7 win over Bears... Named the Lions' defensive player of the game vs. Green Bay (9/28), intercepting a pass on the Packers' final possession, breaking up three passes and making six tackles... Intercepted his third pass of the year at Green Bay (11/2), setting up a Lions' field goal late in the first half, in addition to making seven tackles... Notched a career-high 14 tackles at Washington (11/9)... Named the Lions' defensive MVP by the coaches for his performance vs. Minnesota (11/16), intercepting a pass and returning it a career-long 66 yards to set up a touchdown... Made fifth interception of the year vs. Jets (12/21), which set up Detroit's first field goal... Second on

team with eight tackles in Wild Card playoff tilt at Tampa Bay (12/28). **1996:** Started the first 13 games at free safety... Suffered ankle injury and missed next three games — at Green Bay (12/1), St. Louis (12/8) and San Diego (12/14)... Returned to the starting lineup for the season finale at Tampa Bay (12/22)... Finished the season with 76 tackles and two interceptions.

**1995:** Led squad with 15 passes defended and finished fourth on team with 103 tackles... Paced team with 11 tackles, and defended three passes, earning him the game ball in a Monday night win at Minnesota (10/30)... Posted a career-high four passes defended vs. Pittsburgh (11/5). **1994:** Made 107 tackles, good for third on team... Recorded four double-digit tackle games... Returned a blocked field goal 54 yards vs. New Orleans (10/9)... Intercepted a pass at Tampa Bay (11/6)... Made season-high 12 tackles at Minnesota (12/1) before dislocating finger... Played, but did not start, the following game at Green Bay (12/11), making six tackles... Returned to the starting lineup vs. Rams (12/18)... Intercepted his second pass of the season vs. New England (12/24)... Made four tackles in playoff loss at San Francisco (1/7/95). **1993:** Made his third Pro Bowl appearance... Intercepted four passes and made 91 tackles... Made his first interception of the season vs. Tampa Bay (9/26)... Also snared interceptions vs. Minnesota (10/25), at Green Bay (10/31) and scored his first career TD on an interception return vs. Green Bay (12/5)... Made a season-high 11 tackles at Rams (1/2). **1992:** Recovered fumbles in consecutive games at Minnesota (10/4) and vs. Tampa Bay (10/18)... Made a season-high seven solo tackles at Detroit (12/20)... Posted season-best 11 tackles in regular season finale at Dallas (12/27)... Also contributed six tackles on special teams. **1991:** Voted to his second Pro Bowl as starter... Finished third on club with 93 tackles. **1990:** Started all 16 games and was voted to the Pro Bowl as a rookie... Named to every all-rookie team and named Defensive Rookie of the Year by Associated Press and Football News... Set Bears' franchise record with 10

• Carrier is the only player in the NFL in the 1990's to record 10 interceptions in a season. He led the league in 1990 en route to being named NFL Defensive Rookie of the Year following his first year with the Chicago Bears.

• Carrier has logged extensive time as a television analyst during his pro career — first for WGN-TV in Chicago, and for WKBD-TV in Detroit in 1997.

interceptions... Third on team with 122 tackles... Intercepted career-high three passes and made nine tackles at Washington (12/9)... Earned NFC Defensive Player of the Week with 11 tackles, two interceptions, forced fumble and pass defended at Tampa Bay (11/4)... Made a then-career-high 13 tackles at Minnesota (11/25) — mark stood as his career-high until November 9, 1997...

Intercepted a pass on the last play of the game to seal playoff win over New Orleans (1/6/91).

#### COLLEGE and PERSONAL:

Three-year starter... Finished his career with 13 interceptions and 336 tackles... Entered NFL draft as a junior... Named first team All-American by The Sporting News, Associated Press, Kodak, Football Writers Association and Walter Camp... Winner of 1989 Jim Thorpe Award, given annually to the best defensive back in college football... Led conference with seven interceptions as a junior in 1989... First-team All-American selection and consensus All-Pac 10

choice as a sophomore... Jim Thorpe Award finalist in '88 as well... Second-team freshman All-American in 1987... Named the country's top freshman defensive back by The Sporting News... Redshirted in 1986 after suffering broken foot in preseason drills... Named high school All-American by USA Today, Parade and Adidas following his senior year at Long Beach (Cal.) Poly High... Chose USC to stay close to his father (Willie) who lives in Long Beach and was paralyzed in an automobile accident in 1979... Worked for WKBD-TV in Detroit as a co-host on Sunday night sports telecasts during 1997 season... While playing for the Bears, he worked as a football analyst for WGN-TV and Radio in Chicago... Has served as honorary chairman of the Special Education District of Lake County, Illinois... Works with Special Olympics as well... Donated \$15,000 through his foundation, MacKids, to assist with Los Angeles earthquake relief... Holds 3-on-3 fundraising basketball tournament in Long Beach every July... Completed bachelor's degree in communications in 1991... Full name is Mark Anthony Carrier, III... He and wife, Andrea, have a son, Mark Anthony IV, and a daughter, Alexandra.



# Pete Chryplewicz

## TIGHT END

Notre Dame 2nd Year  
Ht: 6-3 Wt: 253  
Born: 4/27/74 (D-5a in '97)

# 81

### CHRYPLEWICZ'S SINGLE-GAME BESTS

RECEPTIONS: 2 at New Orleans 9/21/97  
RECEIVING YARDS: 23 at New Orleans 9/21/97  
LONG RECEPTION: 12 at New Orleans 9/21/97  
TOUCHDOWNS: 1 vs. Green Bay 9/28/97

### CHRYPLEWICZ'S OFFENSIVE STATISTICS

| Year   | Receptions | Yards | Average | Long | TD's |
|--------|------------|-------|---------|------|------|
| 1997   | 3          | 27    | 9.0     | 12   | 1    |
| Career | 3          | 27    | 9.0     | 12   | 1    |

**GAMES PLAYED/  
STARTED:** 1997 (10/0)  
**TOTAL:** (10/0)

**PRO and 1997:** Worked himself into backup tight end role as rookie year progressed, catching three passes for 27 yards... Also member of most of Detroit's special teams units (three tackles)... Shows very soft hands and runs good routes, but coaches want him to become stronger in the weightroom... Caught the first two passes of his career (23 yards) at New Orleans (9/21)... Scored his first TD as a pro (four-yarder) vs. Green Bay (9/28)... Underwent arthroscopic shoulder surgery Oct. 1 and missed three games before returning to action at Green Bay (11/2)... Inactive for playoff game at Tampa Bay (12/28)... Detroit's first of two fifth round selections in the 1997 NFL Draft (135th overall).

- Growing up only miles from the Silverdome, Chryplewicz was one of the state's most-coveted high school football prospects in 1991.

- Chryplewicz's mother, Sophie, competed on Poland's Junior National track and field team in the shot put and discus.

**COLLEGE and PERSONAL:** All-Independent first-team choice as a senior who started every game in 1996 and ten games as a junior in 1995... Played in 42 contests (29 starts) for the Fighting Irish and finished his career with 48 receptions for 585 yards and five TD's... Collected a career-high 27 receptions for 331 yards and four TD's as a senior... Best game as a collegian came in '96 vs. Washington, in which he caught three passes for 41 yards, including touchdown grabs of six and 29 yards... Caught first collegiate touchdown pass in Fighting Irish win over USC as a junior in '95... Redshirted in 1994 after suffering a wrist injury in the second game of the season... Saw action in every game as a sophomore in 1993 (eight starts)... All three catches on the year came in contest vs. Michigan State... Played in seven games in reserve role as a true freshman in 1992... Only reception that

year was a 16-yard grab vs. Navy... Prep All-American honorable mention by USA Today at Stevenson High School in Sterling Heights, Mich... Also was rated as the top prospect in the state of Michigan and third overall in the country by the Detroit Free Press as a senior in 1991... Ranked fourth among the country's tight ends as a high school senior as well, according to Max Emfinger's recruiting service... Selected Michigan Player of the

Year and Midwest Gatorade Circle of Champions by Scholastic Coach... Earned two letters as a tight end, defensive end, punter and placekicker at Stevenson High... All-State choice as he caught 41 passes for 606 yards (14.8 avg) and three touchdowns as the team's captain in his final year... Snatched 36 passes for 478 yards (13.3 avg) six scores as a junior... Chosen to play in the Michigan East-West All-Star Game... Won the Scholar-Athlete Award from the Michigan chapter of the National Football Foundation and Hall of Fame...

Two-time captain during his three-year career in basketball and track as well... Averaged 18 points and 12 rebounds per game as he twice earned All-County honors with the hoop squad... Twice named All-State in track, performing in the discus (155'9"), shot put (57'0") and 100-meter dash (11.2)... Received degree in marketing from Notre Dame... Mother, Sophie, competed in the shot put and discus for Poland's Junior National team before moving to the United States... Born Peter Gerald Chryplewicz in Detroit, Michigan.



# Mike Compton

## GUARD

West Virginia 6th Year

Ht: 6-6 Wt: 297

Born: 9/18/70 (D-3b in '93)

# 77

### GAMES PLAYED/

STARTED: 1993 (8/0);

1994 (2/0); 1995 (16/7);

[1/1]; 1996 (15/15); 1997

(16/16) [1/1] TOTAL: (57/38) [2/2]

**PRO:** Team's starting left guard the past two seasons (1996-97) after spending first two years of career as backup, and third year (1995) as spot starter... Saw first extensive playing time of career in 1995 and more than held his own, starting seven games, due to injuries on Lions' line... Versatile performer who has seen action at all five line positions during his career... Powerful run blocker with ability to move away from line of scrimmage and into flow of traffic... Has also fulfilled role as team's snapper for fields goals and PAT's during the last three seasons (1995-97)... Played center in college, but has seen most extensive work at guard in first five pro seasons... His college coach, Don Nehlen, said Compton is one of the best players he has ever coached... Selected by the Lions in the third round of the 1993 NFL Draft (68th pick overall). 1997: Enjoyed solid year, starting all 16 games, in addition to team's Wild Card play-off game at Tampa Bay (12/28)... Played with a broken bone in his hand the last three regular season games and the playoff contest, but did not miss any playing time on offense... Started 14 games at left guard, shifting to left tackle at Tampa Bay (10/12) and vs. NY Giants (10/19) with Ray Roberts out due to a knee injury... Returned to his regular spot at left guard at Green Bay (11/2)... Major part of offensive line that opened holes throughout the year as Barry Sanders set an NFL record with 14 straight 100-yard rushing games and became only the third player ever to rush for over 2,000 yards in a season... Sanders treated him and the other four starting offensive linemen with a trip to Honolulu for the Pro Bowl in February, 1998. 1996:

- After playing center in college at West Virginia, Compton has started games at both guard and tackle in the pro ranks.

- Compton has spent time during the past three off-seasons as a volunteer baseball coach in his hometown of Richlands, Virginia.

Stepped into starting lineup for first time of career, starting 15 games at left guard... Started the first 10 games of the year, but suffered sprained ankle at San Diego (11/11)... Was inactive vs. Seattle (11/17)... Returned to lineup the following week at Chicago (11/24) and remained there for the final four games of the season as well... Once again served as club's snapper for field goals and PAT's (second consecutive year). 1995: First year as club's long snapper on field goals and extra points... Also served as Detroit's chief backup at left tackle, both guard slots and at center... Started first two games of year at left tackle due to contract holdout of Lomas Brown — it was the first instance in his career he had lined up there... First career start was at Pittsburgh (9/3) where he spent afternoon battling Pittsburgh All-Pro linebacker Greg Lloyd, who he more than held up against, allowing only three tackles... Started following week at Minnesota (9/10) at left tackle as well, but shifted to left guard on the second play of game in place of injured Doug Widell and played there the remainder of the contest... Started the following three games at left guard vs. Arizona (9/17), vs. San Francisco (9/25) and vs. Cleveland (10/8) in place of injured Widell (his first career starts at guard)... Subbed for Widell briefly at Houston (12/10) at left guard... Started at left guard for the final two regular season games of the season vs. Jacksonville (12/17) and at Tampa Bay (12/23) and in Wild Card playoff game at Philadelphia (12/30)... Also saw time at tackle and center vs. the Jaguars. 1994: Saw action in two games, in short-yardage situations... Was active, but did not play in the other 14 regular season games and the playoff game at Green Bay... Served as snapper on field goals and PAT's in preseason. 1993: Played in eight games

as a rookie, all in a backup capacity... Played for the first time vs. Seattle (10/17), giving center Kevin Glover a rest late in the game... Played on special teams the final five regular season games and the playoff game vs. Green Bay (1/8).

**COLLEGE and PERSONAL:** First team All-American and All-Big East Conference selection by the Poor Man's Guide to the NFL Draft, Football News and the AP as a senior... One of six recipients of the NCAA's Top Six Scholar/Athlete Award... Finalist for the 1992 Lombardi Award, given to the top lineman in college football... Did not allow a sack or pressure all year as he averaged five knockdown blocks per game... All-Big East Conference first-team

choice and All-East selection by AP his junior year... Recipient of the Ira E. Rogers Award, given to the Mountaineer who shows high leadership and academic qualities as well as football performance... Graduated in 1993 with a teaching degree in physical education and health education... All-Southwest District, All-State, Blue Chip All-American and District Lineman of the Year at Richlands (Va.) High... Athletic Director's Academic Honor Roll student, possessing a 4.0 grade point average... Works with D.A.R.E. hometown schools... Spent time as a high school baseball coach in Richlands during the past three off-seasons... Enjoys golf and spending time with his family... He and his wife, Tammy, have three children, Jessica, 8, Joshua, 4 and Sarah, 2.



# Luther Elliss

## DEFENSIVE TACKLE

Utah 4th Year  
 Ht: 6-5 Wt: 300  
 Born: 3/22/73 (D-1 in '95)

# 94

### ELLISS' SINGLE-GAME BESTS

TACKLES: 8 vs. Tampa Bay 9/8/96, vs. Minnesota 11/16/97  
 SACKS: 2 at Green Bay 11/3/96

### ELLISS' DEFENSIVE STATISTICS

| 1997<br>Date  | Opp.   | TACKLES    |           | Sacks<br>Asst. | Int's<br>No/Yds | Passes<br>No/Yds | Fumbles<br>Def. | Rec./For.  |
|---------------|--------|------------|-----------|----------------|-----------------|------------------|-----------------|------------|
|               |        | Total      | Solo      |                |                 |                  |                 |            |
| 8/31          | ATL    | 7          | 5         | 2              | 1.5/9           | 0/0              | 0               | 0/0        |
| 9/7           | TB     | 6          | 3         | 3              | 1/7             | 0/0              | 0               | 0/0        |
| 9/14          | @ Chi  | 4          | 3         | 1              | 0/0             | 0/0              | 0               | 0/0        |
| 9/21          | @ NO   | 4          | 3         | 1              | 1/4             | 0/0              | 0               | 0/0        |
| 9/28          | GB     | 4          | 1         | 3              | 0/0             | 0/0              | 0               | 0/0        |
| 10/5          | @ Buf  | 4          | 2         | 2              | 0/0             | 0/0              | 0               | 0/0        |
| 10/12         | @ TB   | 5          | 3         | 2              | 0.5/4           | 0/0              | 0               | 0/0        |
| 10/19         | NYG    | 5          | 4         | 1              | 0/0             | 0/0              | 0               | 0/0        |
| 11/2          | @ GB   | 5          | 3         | 2              | 1/3             | 0/0              | 0               | 0/0        |
| 11/9          | @ Wash | 4          | 1         | 3              | 0/0             | 0/0              | 0               | 0/0        |
| 11/16         | MIN    | 8          | 6         | 2              | 1/3             | 0/0              | 0               | 0/0        |
| 11/23         | INDY   | 5          | 5         | 0              | 1.5/12.5        | 0/0              | 0               | 0/0        |
| 11/27         | CHI    | 7          | 4         | 3              | 0/0             | 0/0              | 0               | 0/2        |
| 12/7          | @ Mia  | 4          | 2         | 2              | 0/0             | 0/0              | 0               | 0/0        |
| 12/14         | @ Min  | 5          | 4         | 1              | 0/0             | 0/0              | 0               | 0/0        |
| 12/21         | NYJ    | 4          | 2         | 2              | 1/6             | 0/0              | 0               | 0/0        |
| <b>1997</b>   |        | <b>81</b>  | <b>51</b> | <b>30</b>      | <b>8.5/48.5</b> | <b>0/0</b>       | <b>0</b>        | <b>0/2</b> |
| 1995          |        | 19         | 9         | 10             | 0/0             | 0/0              | 1               | 0/0        |
| 1996          |        | 57         | 33        | 24             | 6.5/49.5        | 0/0              | 0               | 0/0        |
| <b>Career</b> |        | <b>157</b> | <b>93</b> | <b>64</b>      | <b>15/98</b>    | <b>0/0</b>       | <b>1</b>        | <b>0/2</b> |

**GAMES STARTED/  
 PLAYED:** 1995 (16/16)  
 [1/1]; 1996 (14/14); 1997  
 (16/16) [1/1] **TOTAL:**  
 (46/46) [2/2]

**PRO:** A tireless worker whose engine is always running at full speed... One of the cornerstones of Detroit's defense... Has been in the starting lineup along the defensive line since entering the league... Started at defensive end in his rookie year, but shifted to defensive tackle prior to 1996 campaign... Huge, physical presence who can easily carry over 300 lbs... Has physical ability to take over a game and often demands attention from more than one offensive lineman... Lions' first-round selection in 1995 NFL Draft (20th overall pick). 1997: Emerged as one of the league's most overpowering young defensive linemen... Started all 16 games, in addition to Wild

Card playoff contest at under-tackle... Established career-highs in both sacks with 8.5 (second on club), and tackles with 81 (sixth on team)... Played well in season opener vs. Atlanta (8/31) as he recorded 1.5 sacks and seven tackles... Contributed mightily to Reggie Brown's interception for TD vs. Green Bay

(9/28) by pushing Packer guard Aaron Taylor into quarterback Brett Favre, knocking him down and forcing a rushed throw from his knees... Head coach Bobby Ross said Elliss played one of his best games vs. Minnesota (11/16), tying his career-high with eight tackles and recording a sack... Credited with 1.5 sacks among his five tackles in Detroit's win over Indianapolis (11/23)... Recovered two fumbles and made seven tackles vs. Chicago (11/27) on Thanksgiving Day, a performance which earned him one of John Madden's post-game turkey legs...

Recorded a sack among eight tackles in Wild Card playoff game at Tampa Bay (12/28). **1996:** Came into his own playing at high level throughout the year... Move inside to tackle (next to Henry Thomas) helped both he and Robert Porcher (moved from tackle to end) immeasurably... Played virtually every play of all 14 games he started (missed two consecutive games in October due to a sprained knee)... Second on team with 6.5 sacks to go along with 57 tackles (19 stops and no sacks in 1995)... Got off to a fast start with back-to-back games

with career-highs in tackles and the first two sacks of his career — had six tackles and a sack at Minnesota (9/1) and followed that outing up vs. Tampa Bay (9/8) with an eight-tackle performance, in addition to another sack... Sprained knee in first quarter vs. Atlanta (10/6) and missed subsequent games at Oakland (10/13) and vs. New York Giants (10/27)... Returned from injury in fine fashion at Green Bay (11/3), recording the first multi-sack game of his career — two sacks for 18 yards — in addition to five tackles... Also had solid game two weeks later vs. Seattle (11/17) with six stops and a sack for 12 yards... Had a sack vs. Minnesota (12/8) as well as five tackles. **1995:** Started each of 16 regular season games and club's playoff game at left defensive end... Became the first Lions' defensive rookie to start a season-opener since Bennie Blades and Chris Spielman in 1988... Started rookie campaign slowly adapting to pro game, but became productive player on line as season progressed... Tallied season-high three tackles at Minnesota (9/10) and at Washington (10/22).

**COLLEGE and PERSONAL:** Consensus All-American first-team selection and All-WAC first-team choice following senior season at Utah... Finishing second on the team with 78 tackles (43 solos), and also collected four sacks for 26 yards and nine stops for losses of 24 yards as left defensive tackle as a senior in 1994... Recorded a season-high

12 tackles (seven solos) with a stop for a two-yard loss and a fumble recovery in a 34-16 beating of Rose Bowl-bound Oregon as a senior... Credited with four tackles behind the line of scrimmage, a fumble recovery and a pass deflection as the Utes rallied for a 34-31 victory over Brigham Young during the '94 campaign... All-American third-team choice by The Poor Man's Guide to the NFL Draft after junior year... All-WAC first-team pick as well in 1993, ranking second in the conference with nine sacks for 68 yards... Also recorded 50 tackles (26 solos) with three for loss and

a pair of pass deflections in '93... Made nine tackles (eight solos), two sacks for 12 yards, five stops for losses and two pass deflections vs. Southern California in the 1993 Freedom Bowl... Sophomore All-American selection by The Poor Man's Guide to the NFL Draft... All-WAC first-team choice in 1992 (only sophomore to earn that honor)... Started every game during '92 (10 starts at left end and one at right end)... Led the team with 87 tackles (34 solos) and two sacks as a sophomore... Also led the WAC with 16 tackles for loss

• In 1995, Elliss became the first defensive rookie starter for the Lions since Bennie Blades and Chris Spielman in 1988.

• Elliss broke two backboards during his senior year in high school, as he led Mancos High to the Colorado State basketball playoffs.

(39 yards) that year... Selected WAC Defensive Player of the Week after win over Air Force in '92 with 10 tackles (seven solos), a two-yard sack, five tackles for loss and two quarterback pressures... Was named the Utes' Newcomer of the Year following his freshman campaign in 1991... Originally recruited as a tight end, but was moved to the defensive line during fall drills... Saw action in every game at right end and tackle as a freshman, making 24 tackles (13 solos) with three sacks... In high school, was All-State, All-Region and All-League selection, serving as team captain at Mancos (Colo.) High... Three-time All-League choice in basketball as well... Shattered two backboards as a prep in leading the hoop squad to the state tournament... Exercise and sports science major at Utah... Co-hosts a radio show on WMAX Radio in Flint, Mich. on Mondays during the season, and periodically during the off-season... Serving as a state-wide spokesman for Michigan's Fatherhood Is Forever campaign... Holds off-season football camps for under-privileged youths in Detroit, Utah and Colorado... Is beginning a reading fundamentals program in Utah... Honorary Chairperson for the Oakland Livingston Human Services Agency's "Walk for Warmth" in 1997-98... Participates in the Lions' School Assembly Program... Spokesperson for the Detroit Lions Courage House... Son of John and Segal Elliss... He and wife, Rebecca, have two children — Luther Kaden, 3, and Olivia, 1... Hometown is Mancos, Colorado.



# Rob Fredrickson

**LINEBACKER**

Michigan State 5th Year

Ht: 6-4 Wt: 240

Born: 5/13/71 (T in '98)

# 53

**GAMES PLAYED/**

**STARTED:** 1994 (16/12);

1995 (16/16); 1996

(10/10); 1997 (16/13)

**TOTAL:** (58/51)

**PRO:** Obtained in a trade with Oakland on March 25, 1998... Spent the first four years of his pro career with the Raiders... Versatile defender who will serve as starting strong-side linebacker with Lions... Began rookie year as a backup, but entered into the starting lineup after four games in 1994 and accumulated 52 starts in the span since... Has been productive, rugged starting linebacker since entering the league as

first round selection (22nd overall) of the Raiders in the 1994 NFL Draft. **1997:** Started 13 of 16 games at outside linebacker and had 75 tackles and two sacks... Tied career-high with 10 tackles twice — at Atlanta (9/14) and at Kansas City (12/7). **1996:** Started first 10 games of the season at outside linebacker before sitting out the remainder of the campaign with a shoulder injury... Finished the year with 47 tackles, which placed him fourth on squad at the time of the injury... Also defended six passes... Collected season-high seven tackles on three occasions — at Baltimore (9/1), at Chicago (9/29) and vs. Detroit (10/13)... Also knocked down two passes in game with the Lions. **1995:** Starter at outside linebacker for all 16 games... Finished second on club with 85 tackles... Also led Raiders with four fumble recoveries... Enjoyed arguably the best game

**FREDRICKSON'S SINGLE-GAME BESTS**

**TACKLES:** 10 (three times; Last at Kansas City 12/7/97)

**SACKS:** 1 (five times; Last at Kansas City 12/7/97)

**INTERCEPTIONS:** 1 (vs. Philadelphia 9/24/95)

**INTERCEPTION RETURNS:** 14 (vs. Philadelphia 9/24/95)

**FREDRICKSON'S DEFENSIVE STATISTICS**

| 1997<br>Date  | Opp.   | TACKLES    |          |          | Sacks<br>No/Yds | Int's<br>No/Yds | Passes<br>Def. | Fumbles<br>Rec./For. |
|---------------|--------|------------|----------|----------|-----------------|-----------------|----------------|----------------------|
|               |        | Total      | Solo     | Asst.    |                 |                 |                |                      |
| 8/31          | @ Tenn | 7          | 7        | 0        | 0/0             | 0/0             | 0              | 0/0                  |
| 9/8           | KC     | 4          | 4        | 0        | 0/0             | 0/0             | 0              | 0/0                  |
| 9/14          | @ Atl  | 10         | 7        | 3        | 1/10            | 0/0             | 0              | 0/0                  |
| 9/21          | @ NYJ  | 3          | 2        | 1        | 0/0             | 0/0             | 1              | 0/0                  |
| 9/28          | STL    | 5          | 5        | 0        | 0/0             | 0/0             | 0              | 0/0                  |
| 10/5          | SD     | 2          | 0        | 2        | 0/0             | 0/0             | 1              | 0/0                  |
| 10/19         | DEN    | 4          | 3        | 1        | 0/0             | 0/0             | 3              | 0/0                  |
| 10/26         | @ Sea  | 4          | 3        | 1        | 0/0             | 0/0             | 0              | 0/0                  |
| 11/2          | @ Car  | 4          | 3        | 1        | 0/0             | 0/0             | 0              | 0/0                  |
| 11/9          | NO     | 0          | 0        | 0        | 0/0             | 0/0             | 0              | 0/0                  |
| 11/16         | @ SD   | 4          | 4        | 0        | 0/0             | 0/0             | 0              | 0/0                  |
| 11/24         | @ Den  | 2          | 2        | 0        | 0/0             | 0/0             | 0              | 0/0                  |
| 11/30         | MIA    | 6          | 6        | 0        | 0/0             | 0/0             | 0              | 0/0                  |
| 12/7          | @ KC   | 10         | 8        | 2        | 1/3             | 0/0             | 0              | 0/0                  |
| 12/14         | Sea    | 6          | 4        | 2        | 0/0             | 0/0             | 1              | 0/0                  |
| 12/21         | JAX    | 4          | 3        | 1        | 0/0             | 0/0             | 0              | 0/0                  |
| 1997 (Oak.)   |        | 75         | 62       | 13       | 2/13            | 0/0             | 6              | 0/0                  |
| 1994 (Oak.)   |        | 81         | -        | -        | 3/8             | 0/0             | 3              | 0/1                  |
| 1995 (Oak.)   |        | 85         | -        | -        | 0/0             | 1/14            | 2              | 4/1                  |
| 1996 (Oak.)   |        | 47         | -        | -        | 0/0             | 0/0             | 6              | 0/0                  |
| <b>Career</b> |        | <b>288</b> | <b>-</b> | <b>-</b> | <b>5/21</b>     | <b>1/14</b>     | <b>17</b>      | <b>4/2</b>           |

of his career vs. Philadelphia (9/24) — scored lone career touchdown after returning a fumble 35 yards, and also recorded the first interception of his career, returning it 14 yards... Made a season-high eight stops on two occasions — vs. Dallas (11/19) and vs. Kansas City (12/3)... Recorded seven-or-more tackles in four different games. **1994:** All-Rookie team selection after playing in all 16 games, starting the last 12... Finished third on Raiders with 81 tackles, as well as collecting three sacks, three passes defended and a forced fumble... In first start of career at New England

• Fredrickson was a college teammate of current Lion QB Jim Miller and current Chicago Bears FB and former Lion, Ty Hallock.

• Fredrickson was an All-Rookie selection in 1994, entering the starting lineup following the fourth game of the year.

(10/9), he recorded a career-high 10 tackles and a sack.  
**COLLEGE and PERSONAL:** Four-year letterman at Michigan State... All-Big Ten linebacker and team co-

captain as a senior in 1993 while leading the Spartans in tackles with 98 and tying for conference lead with five forced fumbles... Added three pass deflections, seven tackles for loss and interceptions in '93 in starting every game at weak-side linebacker... Had 12 tackles vs. Penn State in '93, and was named Spartans' Defensive Player of the Game for effort vs. Kansas in which he made seven tackles, forced two fumbles and returned an interception 47 yards... Also posted season-high 13 tackles in Liberty Bowl vs. Louisville... Played in Senior Bowl following senior campaign... Academic All-Big Ten pick as a junior in 1992... Placed third on squad in '92 with 102 tackles, in addition to recording a sack, three tackles for loss, a forced fumble, a fumble recovery and two interceptions... All-Big Ten honorable mention and academic All-Big Ten as a sophomore in 1991 after collecting 66 tackles, a sack, an interception and six tackles for loss

while playing strong-side linebacker... During his sophomore year, he recorded 12 tackles and a tackle for loss vs. Ohio State, 11 stops and three tackles for loss vs. Northwestern and a career-high 14 tackles vs. Illinois... Academic All-Big Ten selection as a redshirt freshman in 1990 after playing in every game as a reserve linebacker and on special teams... Business major at Michigan State... Four year letterman as linebacker, tight end and defensive back at St. Joseph (Mich.) High School... All-State linebacker as a prep senior with 97 tackles and three interceptions as team went on to win the state title... Also caught 13 passes for four touchdowns on offense that year... Lettered in basketball (forward) and track (sprints and relays) during prep career as well... Senior class president and member of National Honor Society at St. Joseph... Born in St. Joseph, Michigan.



# Ben Hanks

**LINEBACKER**

Florida 3rd Year

Ht: 6-2 Wt: 222

Born: 7/31/72 (FA in '97)

# 50

### HANKS' SINGLE-GAME BESTS

TACKLES: 2 vs. Denver 11/24/96

### HANKS' DEFENSIVE STATISTICS

| Year          | TACKLES  |          |          | Sacks      | Int's      | Passes   | Fumbles    |
|---------------|----------|----------|----------|------------|------------|----------|------------|
|               | Total    | Solo     | Asst.    | No/Yds     | No/Yds     | Def.     | Rec./For.  |
| 1996 (Min.)   | 3        | 2        | 1        | 0/0        | 0/0        | 0        | 0/0        |
| 1997 (Det.)   | 0        | 0        | 0        | 0/0        | 0/0        | 0        | 0/0        |
| <b>Career</b> | <b>3</b> | <b>2</b> | <b>1</b> | <b>0/0</b> | <b>0/0</b> | <b>0</b> | <b>0/0</b> |

### GAMES PLAYED/

STARTED: 1996 (12/0)  
1997 (2/0) [1/0] TOTAL:  
(14/0) [1/0]

**PRO:** Originally signed by Minnesota Vikings as an undrafted free agent in April, 1996... Was released by Minnesota in August, 1997 and claimed off waivers by the Lions on August 25, 1997. **1997:** Played in first two regular season games for Detroit, solely on special teams (five tackles)... Collected two special teams tackles in season opener vs. Atlanta (8/31) and career-high three stops vs. Tampa Bay (9/7)... Was waived on Sept. 30, but re-signed Dec. 23, 1997... Saw special teams duty in Detroit's Wild Card playoff game at Tampa Bay (12/28), but did not record a tackle. **1996:** Only undrafted rookie free agent to make Vikings' 53-man opening day roster... Played in 12 games

on special teams and as a reserve linebacker... Tied for fourth on Vikings with 10 special teams tackles... Also recorded two stops at linebacker vs. Denver (11/24)... Injured ankle vs. Detroit (12/8) and was placed on Injured Reserve Dec. 20.

• Hanks was the only undrafted free agent to make the Minnesota Vikings' 1996 opening day roster.

• Hanks was a defensive mainstay on Florida's 1995 squad, which lost a chance at the national championship with a loss to Nebraska in the Fiesta Bowl.

**COLLEGE and PERSONAL:** Started 47 of a possible 52 collegiate games while at Florida... Recipient of the 1995 Fergie Ferguson Award as the senior Florida football player who displayed outstanding leadership, courage and character... First-team All-SEC pick in '95 as well... Tied for second on team in tackles (90) that year... Led Gators in tack-

les (93) as well as earning All-SEC mention as a junior in 1994... As a sophomore in 1993, he tied for second on the squad in passes defended (7) and was third on team with 83 tackles... Started first nine games of 1992 as a redshirt freshman... Tied for second on the team in '92 with two interceptions... Redshirted in 1991... Rated as one of the top prep defensive back prospects in the country coming out of Miami (Fla.)

Senior High School in 1990... Also was an All-State pick as wide receiver in high school... Received a National Achievement Award from the National Association of Academic Advisors for Athletics in June, 1995 for being a student-athlete who overcomes personal, academic and/or emotional odds to achieve academic success... Earned a degree in recreation/parks and tourism at Florida... Born Benjamin Hanks in Miami, Florida.



# Jason Hanson

# 4

**KICKER**  
 Washington State 7th Year  
 Ht: 5-11 Wt: 183  
 Born: 6/17/70 (D-2b in '92)

**GAMES PLAYED/  
 STARTED:** 1992 (16/0);  
 1993 (16/0) [1/0]; 1994  
 (16/0) [1/0]; 1995 (16/0)  
 [1/0]; 1996 (16/0); 1997  
 (16/0) [1/0] **TOTAL:**  
 (96/0) [4/0]

**PRO:** Recognized as one of the top kickers in the NFL.... Combines a strong leg with pinpoint accuracy... Ranks second on franchise's all-time scoring (637 points) and extra points made (220) list and enters 1998 only three field goals (139) away from moving into second-place on that club all-time chart... Also owns the two longest field goals ever made by a Detroit Lion (56-and-55-yards), and team's longest streak of consecutive field goals made (24 in 1997)... Voted to first career Pro Bowl following 1997 campaign... Broke his own Lions' single-season scoring record (previously 130 points in 1993) with 132 points in 1995... Has connected on 129-of-150 (.860) field goal attempts inside the 50-yard line and is 100-of-104 (.962) from inside the 40-yard line for his career... Team is 26-8 (.765)

**HANSON'S SINGLE-GAME BESTS**  
 FG ATTEMPTS: 6 vs. Phoenix 9/26/93  
 FIELD GOALS: 4 (seven times; Last vs. Green Bay, 9/28/97)  
 EXTRA POINTS: 7 vs. Chicago 11/27/97  
 POINTS SCORED: 14 (five times; Last vs. Green Bay 9/28/97)  
 LONG FIELD GOAL: 56 vs. Cleveland 10/9/95

### HANSON'S KICKING STATISTICS

| 1997<br>Date  | Opp.   | FIELD GOAL ACCURACY |              |              |              |              |                | Total       | Pct.      | Long           | PAT's      | Points |
|---------------|--------|---------------------|--------------|--------------|--------------|--------------|----------------|-------------|-----------|----------------|------------|--------|
|               |        | 1-19                | 20-29        | 30-39        | 40-49        | 50+          | 50+            |             |           |                |            |        |
| 8/31          | ATL    | 0-0                 | 0-0          | 0-0          | 0-0          | 0-0          | 0-0            | 0.000       | 0         | 4-4            | 4          |        |
| 9/7           | TB     | 0-0                 | 0-0          | 0-0          | 1-1          | 0-1          | 1-2            | .500        | 48        | 2-2            | 5          |        |
| 9/14          | @ Chi  | 0-0                 | 2-2          | 2-2          | 0-0          | 0-0          | 4-4            | 1.000       | 33        | 2-2            | 14         |        |
| 9/21          | @ NO   | 0-0                 | 0-0          | 0-0          | 1-1          | 0-0          | 1-1            | 1.000       | 47        | 2-2            | 5          |        |
| 9/28          | GB     | 0-0                 | 1-1          | 1-1          | 1-1          | 1-1          | 4-4            | 1.000       | 53        | 2-2            | 14         |        |
| 10/5          | @ Buf  | 0-0                 | 1-1          | 1-1          | 0-0          | 0-0          | 2-2            | 1.000       | 30        | 1-1            | 7          |        |
| 10/12         | @ TB   | 0-0                 | 0-0          | 2-2          | 0-0          | 0-0          | 2-2            | 1.000       | 39        | 3-3            | 9          |        |
| 10/19         | NYG    | 0-0                 | 2-2          | 0-0          | 0-0          | 0-0          | 2-2            | 1.000       | 28        | 2-2            | 8          |        |
| 11/2          | @ GB   | 0-0                 | 0-0          | 1-1          | 0-0          | 0-0          | 1-1            | 1.000       | 34        | 1-1            | 4          |        |
| 11/9          | @ Wash | 0-0                 | 0-0          | 0-0          | 0-0          | 0-0          | 0-0            | .000        | 0         | 1-1            | 1          |        |
| 11/16         | MIN    | 0-0                 | 1-1          | 0-0          | 0-0          | 0-0          | 1-1            | 1.000       | 27        | 5-5            | 8          |        |
| 11/23         | INDY   | 0-0                 | 0-0          | 1-1          | 0-0          | 2-2          | 3-3            | 1.000       | 55        | 3-3            | 12         |        |
| 11/27         | CHI    | 0-0                 | 1-1          | 0-0          | 1-1          | 0-0          | 2-2            | 1.000       | 40        | 7-7            | 13         |        |
| 12/7          | @ Mia  | 0-0                 | 1-1          | 0-0          | 0-0          | 0-0          | 1-1            | 1.000       | 26        | 1-2            | 4          |        |
| 12/14         | @ Min  | 0-0                 | 0-0          | 0-1          | 0-0          | 0-1          | 0-2            | .000        | 0         | 2-2            | 2          |        |
| 12/21         | NYJ    | 0-0                 | 1-1          | 0-0          | 1-1          | 0-0          | 2-2            | 1.000       | 44        | 1-1            | 7          |        |
| <b>1997</b>   |        | <b>0-0</b>          | <b>10-10</b> | <b>8-9</b>   | <b>5-5</b>   | <b>3-5</b>   | <b>26-29</b>   | <b>.897</b> | <b>55</b> | <b>39-40</b>   | <b>117</b> |        |
| 1992          |        | 0-0                 | 5-5          | 10-10        | 4-6          | 2-5          | 21-26          | .808        | 52        | 30-30          | 93         |        |
| 1993          |        | 1-1                 | 8-8          | 15-15        | 7-12         | 3-7          | 34-43          | .790        | 53        | 28-28          | 130        |        |
| 1994          |        | 0-0                 | 6-7          | 7-7          | 5-8          | 0-5          | 18-27          | .667        | 49        | 39-40          | 93         |        |
| 1995          |        | 2-2                 | 4-4          | 16-17        | 5-10         | 1-1          | 28-34          | .824        | 56        | 48-48          | 132        |        |
| 1996          |        | 0-0                 | 4-4          | 4-5          | 3-5          | 1-3          | 12-17          | .706        | 51        | 36-36          | 72         |        |
| <b>Career</b> |        | <b>3-3</b>          | <b>37-38</b> | <b>60-63</b> | <b>29-46</b> | <b>10-26</b> | <b>139-176</b> | <b>.790</b> | <b>56</b> | <b>220-222</b> | <b>637</b> |        |

since 1993 when he kicks two-or-more field goals in a game, and 28-11 during his career... Lions are 18-3 (.857) during his career when he makes three-or-more field goals in a game, and 7-0 when he converts four field goals in a contest... Has only missed two extra

points in his career (220-of-222)... Drafted by the Lions in the second round of the 1992 NFL Draft (56th overall selection). 1997: Enjoyed outstanding season, capped by first career Pro Bowl appearance... Team scoring leader for sixth consecutive season with 117 points... Converted a franchise record 24 straight field goal attempts en route to making 26-of-29 tries on the season (career-high .897)... Hit the upright on his first field goal try of the year vs. Tampa Bay (9/7) from 52 yards out and didn't miss until a 50-yard attempt at Minnesota (12/14)...

Became the first Lion to kick two field goals of 50 yards-or-longer in the same game with efforts of 52 and 55 yards vs. Indianapolis (11/23)... Was the first kicker in the league to accomplish that feat since Carolina's John Kasay did so Sept. 8, 1996...

Recorded the sixth and seventh four field goal outings of his career — at Chicago (9/14) and vs. Green Bay (9/28)... Converted a career-high seven PAT's in Lions' Thanksgiving Day win over Chicago (11/27)... Had his streak of consecutive PAT's broken at 126 at Miami (12/7). 1996: Again led team in scoring with career-low 72 points... Low scoring output was more an indictment of team's relatively low amount of field goal attempts (career-low 17), rather than fall in Hanson's kicking efficiency... Perfect 36-of-36 in PAT tries... Started season in fine fashion with field goals (24 and 39 yards) at Minnesota (9/1)... Had streak of eight consecutive field goals snapped the following week vs. Tampa Bay (9/8) as a 53-yard attempt sailed wide right... Booted season-long 51-yarder at Philadelphia (9/15) — the seventh of 50-or-more in his career... Attempted only four field goals in eight-game stretch in middle of the year, making three of them — one each in games at Green Bay (11/3), vs. Seattle (11/17) and vs. Kansas City (11/28)... 43-yard effort vs. Seahawks with 4:43 remaining proved to be the game-winner... Most prolific game of season came vs. Minnesota (12/8) when he drilled a season-high three field goals (30, 31 and 48-yarders) in a season-high four attempts (missing from 48 yards wide right). 1995: Enjoyed outstanding year, as he was named as the alternate on the 1996 NFC Pro Bowl squad... Was NFC's top scorer among kickers with 132 points (tie for second in the NFL)... Was a perfect 48-48 on PAT's... Drilled 28-of-34 field goals (.824) on the year, with three of the misses coming on blocks... 48 PAT's on the year broke Eddie Murray's club record of 46 set in 1981... Was good from both 43 and 36 yards in addition to making both PAT's at Pittsburgh (9/3)... Named NFC Special Teams Player of the Week for his 4-of-4 field goal effort (plus four touchbacks on kickoffs) in Detroit's win over San Francisco (9/25)... Only effort vs. Cleveland (10/8)

• Since arriving in the NFL in 1992, Hanson has scored 637 points (second on the all-time Lions' list). Only five players league-wide have scored more points than Hanson during that span.  
• Hanson set a franchise record in 1997 by connecting on 24 consecutive field goals.

was record-breaking 56-yarder, in addition to making all five PAT's... Made field goal attempts of 42, 20 and 39 (and all three PAT's) at Washington (10/22)... Converted two-of-three field goal attempts, making from 29 and 18 yards, but had a 34-yard effort blocked, only the second FG in his career under 40 yards he failed to convert vs. Tampa Bay (11/12)... Connected on three-of-four attempts vs. Minnesota (11/23), making 32, 39 and 40-yarders, while also missing wide from 40 yards. Also was good on all

five PAT's giving him a career-high tying 14 points for the contest... Tied career-high with 14 points vs. Jacksonville (12/17) as he was perfect on all field goal attempts (38, 39 and 33 yards) and five-of-five PAT's... Was good on all three field goal attempts (33, 39 and 45 yards) and connected on all four PAT's at Tampa Bay (12/23). 1994: By his standards, had a disappointing season, but did set an NFL record with three game-winning kicks in overtime... Converted 18-of-27 field goals (.667)... Booted a 37-yarder in overtime to win the season-opener vs. Atlanta (9/4), despite a severely bruised shin on his kicking leg (injured making game-saving tackle on kickoff after Lions' tying TD)... The shin injury prevented him from practicing prior to game at Minnesota (9/11)... Kicked his second game-winning field goal of the season, a 44-yarder in overtime at Dallas (9/19)... Also connected from 32 yards and missed from 51 and had efforts from 51 and 57 yards blocked against the Cowboys... Kicked his third game-winning field goal of the season, a 24-yarder in overtime, at N.Y. Giants (10/30)... Executed a flawless outside kick that was recovered by Herman Moore at Green Bay (11/4)... Connected on five-of-five PAT's vs. Buffalo on Thanksgiving Day, but did not attempt a field goal... Played instrumental role in victory at N.Y. Jets (12/10) — was successful on four-of-four field goal attempts (37, 49, 48 and 23 yards) in rainy and windy conditions at the Meadowlands, the fourth four-field goal game in his career... Also missed the first PAT of his career vs. Jets (blocked) after 90 consecutive makes. 1993: Led the NFC in scoring with then-team-record 130 points, (second in the NFL)... His 34 field goals also set a Lions' record and fell one short of the NFL record for most field goals in a season... Connected on three-or-more field goals eight times, with the Lions winning all eight contests... Named All-Pro by the Sporting News... Was the NFC Special Teams Player-of-the-Month for October and December... Lions' Special Teams MVP... Lions Quarterback Club Special Teams MVP... Named the first ever NFC Special Teams Player-of-the-Week (Week 1)... 46-of-78 kickoffs were touchbacks... Converted all three field goal attempts, all three PAT's and booted all seven kickoffs for touchbacks, includ-

ing one that went through the uprights, in season opener vs. Atlanta (9/5)... Kicked the game-winning field goal (38 yards), in overtime at New England (9/12) — made four-of-five field goals in the game, with his only miss coming from 52 yards... Made four-of-six field goals and both PAT's vs. Phoenix (9/26)... Converted all three field goals and all three PAT's vs. Seattle (10/17), with all seven kickoffs resulting in touchbacks, including one that went through the uprights and one that hit the cross bar... Kicked the game-winning field goal (18 yards) with four second remaining in game at L.A. Rams (10/24) — game-winner was one of three field goals on the day... Converted three-of-three field goals and all three PAT's at Minnesota (10/31)... Converted three-of-three field goals vs. Tampa Bay (11/7)... Kicked a then-career-long 53-yard field goal vs. Green Bay (1/2), making three-of-four field goal attempts in the game, with his only miss coming from 56 yards. **1992:** Had outstanding rookie year, leading club in scoring with 93 points... Was named Offensive Rookie of the Year by Pro Football Weekly... Selected to the All-Rookie team by Pro Football Weekly, P.F.W.A., Football News and College and Pro Football Newsweekly... Did not miss an extra point (30-of-30)... The average attempt of his five missed field goals (21-of-26) on the year was 51.4 yards... Made 18 of his last 19 field goal attempts... Put together a string of 12 straight makes over a ten-game stretch (9/27-12/13)... Field goal percentage of .808 was the third-best in the NFC... Was the only kicker in the NFL not to miss a kick under 45 yards... Became only the fourth Lion to kick two 50-yard field goals in the same season... In his pro debut, made his only field goal attempt, from 38 yards, and all three PAT's at Chicago (9/6)... Booted three field goals in four attempts, converting from 42, 36, and 36 and missing from 54, vs. Tampa Bay (9/27)... First four-field-goal-outing of career at Cincinnati (11/22)... Had his streak of 12 consecutive field goals broken when a 57-yard attempt was blocked vs. Cleveland (12/13)... Made three field goals in three tries (22, 28 and 30 yards) vs. Chicago (12/20).

**COLLEGE and PERSONAL:** Considered one of the finest kicking specialists in the history of college football... Made 57.1% of his field goal tries (20-of-35) from


50 yards-or-longer, setting Washington State and PAC 10 Conference records... His 20 field goals from 50 yards-or-longer set an NCAA mark, topping the previous career mark of 16 by Tony Franklin of Texas A & M (38 attempts, 1975-78)... His 39 collegiate field goals of 40 yards-or-longer surpassed Russell Erxleben of Texas' NCAA career record of 32... Holds the school record with 328 points, topping the old mark of 248 points by Steve Broussard (1986-89)... Kicked at least two field goals in a game 20 times, surpassing Kevin Butler of Georgia (17, 1981-84)... Holds WSU's all-time records with 63 field goals and 139 conversions... All-American third-team selection by the Poor Man's Guide to the NFL Draft and Football News as a senior... All-PAC 10 Conference first-team choice as a punter and second-team pick as a kicker his senior year ... Led the team with 58 points his senior year and led the conference with 55 punts for 2,245 yards (40.8 avg.)... Kicked a 62-yard field goal that year, the longest field goal without a tee in NCAA history... GTE/CoSIDA Academic All-American pick... Set a conference record by making seven-of-nine field goals from 50 yards-or-longer in 1991 as well, one shy of the NCAA season mark... All-American choice as a punter by ESPN his junior year... Was a unanimous All-American first-team pick as a sophomore... Lettered twice in football, three times in soccer and once in basketball at Mead (Spokane, Wash.) High... All-Greater Spokane League grid pick as a kicker and punter... Named All-State first-team by the Washington Sportswriters Association... Received a Bachelor of Science degree in pre-med from Washington State, possessing a 3.8 grade point average... Washington State University Presidential Scholar recipient... Brother, Travis, handled placekicking duties for the Washington Huskies (1990-93)... Helped establish Providence Youth Outreach, a Pontiac organization which helps at-risk youth ages 12-22... Through his "Points for Providence" Program, he donates \$200 for each field goal to PYO... Also assists in soliciting corporate contributions for PYO... Won the "Longest Drive" contest at the 1996 Detroit Lions Invitational golf tournament (a 290-yarder down the middle of the fairway)... Born Jason Douglas Hanson in Spokane, Wash.... He and his wife, Kathleen, were married in 1992 and have a son, Ryan, who was born in February, 1996.

**POINTS SCORED IN THE NFL SINCE 1992**

| Player     | Points              |            |
|------------|---------------------|------------|
| 1.         | Morten Andersen     | 676        |
| 2.         | Gary Anderson       | 671        |
| 3.         | Pete Stoyanovich    | 656        |
| T4.        | Steve Christie      | 654        |
| T4.        | Al Del Greco        | 654        |
| <b>T6.</b> | <b>JASON HANSON</b> | <b>637</b> |
| T6.        | Norm Johnson        | 637        |
| 8.         | John Carney         | 611        |
| 9.         | Jason Elam          | 603        |
| 10.        | Matt Stover         | 600        |

**HANSON'S CAREER FOUR-FIELD GOAL OUTINGS**

| Date     | Opponent         | Score         |
|----------|------------------|---------------|
| 11/22/92 | at Cincinnati    | W, 19-13      |
| 9/12/93  | at New England   | W, 19-16 (OT) |
| 9/26/93  | Arizona          | W, 26-20      |
| 12/10/94 | at New York Jets | W, 18-7       |
| 9/25/95  | San Francisco    | W, 27-24      |
| 9/14/97  | at Chicago       | W, 32-7       |
| 9/28/97  | Green Bay        | W, 26-15      |



# Chris Harrison

## TACKLE

Virginia 3rd Year

Ht: 6-3 Wt: 290

Born: 2/25/72 (FA in '96)

# 74

### GAMES PLAYED/

STARTED: 1996 (2/0);

1997 (0/0) TOTAL: (2/0)

**PRO:** Signed by the Lions as an undrafted free agent on April 26, 1996. **1997:** Was embroiled in three-man

competition for starting right tackle position in training camp, but injured a knee in third pre-season game at Pittsburgh, taking him out of the race...

Inactive due to injury in first six games of the year, and placed on Injured Reserve October 7.

**1996:** One of four undrafted rookies to make club's opening day roster... Played in two regular season contests, both in a reserve role... Made first pro appearance on special teams vs. Seattle (11/17)... Only other playing time came in season finale at San Francisco (12/23) when he played most of the game at right tackle with starter Zefross Moss out with a knee injury... Inactive for Lions' other 14 games in 1996.

**COLLEGE and PERSONAL:** Started every game over his last two seasons at Virginia and finished

with 29 career starts, including the last 26 games he played... Second-team All-Atlantic Coast Conference selection as a senior... Helped lead the way for offense that ranked second in the ACC in 1995... Started every game in '95 at right tackle, including Peach Bowl... Competed that year as a second-year graduate student... Returned from a serious ankle injury to start all 11 regular season games and the Independence Bowl at right tackle as a junior in 1994... Did not play his sophomore season after suffering a broken ankle in the first scrimmage of pre-season practice... Three-year letter winner at St. John's High School... Two-year starter on both the offensive and defensive lines...

• Harrison's most extensive playing time came at right tackle in the regular season finale at San Francisco on December 23, 1996. He played a major part in helping Barry Sanders to 175 yards rushing on the night and clinching his third career NFL rushing title in the process.

• Harrison had already begun work on his master's degree at Virginia by the time his collegiate football career ended in 1995.

Selected to Super Prep "Top 15" for the Washington, D.C./Virginia area... Named honorable mention Prep All-America by USA Today in 1990.



# Jeff Hartings

**GUARD**

Penn State 3rd Year

Ht: 6-3 Wt: 283

Born: 9/7/72 (D-1b in '96)

# 64

**GAMES PLAYED/**

**STARTED:** 1996 (11/10);  
1997 (16/16) [1/1] **TOTAL:**  
(27/26) [1/1]

**PRO:** Should be a cornerstone of Lions' offensive line for years to come... Has been in starting lineup almost immediately since reporting to team in October of his rookie year after a lengthy contract hold-out... Strong drive-blocker with thick legs and fine upper body strength... On the verge of becoming one of the best young interior linemen in the league... Second of two Lions' first round picks in 1996

**NFL Draft (23rd overall). 1997:** Played extremely well in first full year in the NFL... Starter at right guard for the Lions in every game during '97 campaign, and consistently graded out very well... Part of line that contributed to Barry Sanders becoming only the third player in NFL history to rush for more than 2,000 yards in a single season... Named by Pro Football Weekly as someone who is likely to ascend to Pro Bowl level of play within the next couple of years. **1996:** Shook off effects of the contract holdout to enjoy impressive rookie campaign, becoming starting right guard less than two weeks after reporting to team... Made remarkable transition learning offensive system (despite missing all of training camp) starting the season's final 10 games after seeing first pro action vs. Atlanta (10/6) only nine days after signing his contract... Was named to NFL All-Rookie team by both USA Today and College and Pro Football Newsweekly... Played very well in first pro start at Oakland (10/13), squaring off against one of the league's toughest interior tackle combinations in Russell Maryland, Chester McGlockton and Jerry Ball.

**COLLEGE and PERSONAL:** Became only the tenth player in school history (1994-95) to earn first-team All-American honors in consecutive years (last was offensive guard Steve Wisniewski, 1987-88)... Joined wide receiver Bobby Engram as the first two Nittany

• Hartings is from the same hometown (St. Henry, Ohio) as former Pro Bowl tackle, Jim Lachey, and current Philadelphia Eagles' starting quarterback, Bobby Hoying.

• After missing all of training camp, preseason and the regular season's first five games, Hartings entered the Lions' starting lineup only 16 days after signing his first pro contract on September 29, 1996.

Lions to earn All-Big Ten Conference honors three times... 1995 All-American first-team choice by The Poor Man's Guide to the NFL Draft, Walter Camp Foundation, United Press International and the American Football Coaches Association... Semi-finalist for the Lombardi Award in '95... GTE/CoSIDA Academic All-District, National Football Foundation and Hall of Fame Scholar-Athlete, Hitachi/College

Football Association Scholar-Athlete Team and Academic All-Big Ten selection... Graded 95 percent for blocking consistency in '95... Did not allow a sack his senior year as he posted 102 knockdowns... Paved the way as the team averaged 420.3 yards per game in '95... As a junior in 1994, was first-team All-American choice by the Associated Press and Walter Camp, adding second-team honors by Football News, United Press International, College Sports magazine and The Sporting News... Also earned All-Big Ten and academic all-conference accolades... Started junior year at guard, paving the way for an offense that led the nation with an average of 520.2 yards in total offense and 47.8 points per game... All-Big Ten first-team choice by the coaches as a sophomore in 1993... Earned a degree in marketing from Penn State... Two-time All-Conference selection, adding All-Ohio honors as a senior at St. Henry (Oh.) High... Two-way lineman, leading the team to the state title in his final year... Recorded 200 tackles with 23 sacks during his prep career and participated in the Ohio North-South All-Star Game... Also lettered in track, performing in the shot put and discus... One of ten children (four brothers, five sisters)... Brother, Scott, played football at Ohio Northern, and another brother, Joe, attended Penn State on a football scholarship... He and wife, Rebecca, had their first child, Sierra, who was born October 29, 1997.



# Hessley Hempstead

**CENTER**

Kansas 4th Year

Ht: 6-1 Wt: 295

Born: 1/29/72 (D-7 in '95)

66

**GAMES PLAYED/**

**STARTED:** 1995 (2/0)

[1/0]; 1996 (13/0); 1997 (16/1)

[1/0] **TOTAL:** (31/1) [2/0]

**PRO:** Versatile lineman with compact frame who can play either guard or center... Continues to gain valuable experience in early years of pro career... Low center of gravity has his run blocking skills ahead of pass blocking at this stage of his career... Suffered knee injury during 1998 off-season workouts and was placed on Injured Reserve. **1997:** Played in every game for Lions, including first career start (left guard) at Tampa Bay (10/12) when Mike Compton moved to left tackle for the injured Ray Roberts... Also played extensively at left guard the following week vs. NY Giants (10/19)... Saw action on special teams in remaining contests during the year. **1996:** Played in the last 13 games of the year in goal-line situations and on special teams... Dressed, but did not play in season's first three games... Again saw significant action in preseason. **1995:** Was inactive for club's first two regular season games at Pittsburgh (9/3) and at Minnesota (9/10)... Was active vs. Arizona (9/17) and vs. San Francisco (9/25), but did not play... Inactive for Lions' next ten games... Experienced first game-action in contest vs. Jacksonville (12/17), spelling Kevin Glover late in the game at center... Also played center late in game at Tampa Bay (12/23) in regular season finale and in NFC Wild Card playoff game at Philadelphia (12/30).

- Hempstead started every game (46) during his collegiate career at Kansas.

- Hempstead started his first career NFL game (left guard) at Tampa Bay on October 12, 1997.

**COLLEGE and PERSONAL:** Earned first-team All-Big Eight honors at Kansas as a junior and senior in 1993-94... Was a four-year starter for Jayhawks, starting a school-record 46 consecutive games, (every game in his college career)... Kansas running backs rushed for over 100 yards 23 times during his years as a starter... Rated as the tenth-best guard in the

country by The Sporting News prior to senior year... Played a big role on offensive line that helped Kansas average 246.4 yards rushing per game in '94, (eighth in the nation)... Earned the top grade among Kansas' offensive line as a senior... Earned honorable mention all-conference honors as a sophomore in 1992... Missed only 24 snaps during '92 season... Was a major reason line allowed only 16 sacks that year... Started the 1992

Aloha Bowl, but left the game in the first half due to a knee injury... Played more minutes than any offensive linemen during sophomore campaign... Played the third-most minutes of anyone on the team (433) as a freshman in 1991... Was redshirted in 1990... Named all-league and all-valley as a defensive lineman as a high school senior... Finished work on his degree in communications via correspondence from Kansas... During 1996 off-season, Hempstead worked in the marketing department in General Motors' Cadillac World Headquarters in suburban Detroit... Earned three football letters at Upland (Calif.) High School... Saw action on both the offensive and defensive line in high school... Was married (Tonya) March 7, 1998.



# Sean Hill

## SAFETY

Montana State 5th Year  
 Ht: 5-10 Wt: 195  
 Born: 8/14/71 (FA in '97)

# 31

### HILL'S SINGLE-GAME BESTS

TACKLES: 8 vs. New York Giants 12/8/96  
 INTERCEPTIONS: 1 vs. New York Jets 9/15/96  
 SACKS: 1 vs. New York Jets 9/15/96

### HILL'S DEFENSIVE STATISTICS

| Year          | TACKLES   |           |           | Sacks<br>No/Yds | Int's<br>No/Yds | Passes<br>Def. | Fumbles<br>Rec./For. |
|---------------|-----------|-----------|-----------|-----------------|-----------------|----------------|----------------------|
|               | Total     | Solo      | Asst.     |                 |                 |                |                      |
| 1994 (Mia)    | 11        | 9         | 2         | 0/0             | 0/0             | 1              | 0/0                  |
| 1995 (Mia.)   | 4         | 2         | 2         | 0/0             | 0/0             | 0              | 0/1                  |
| 1996 (Mia.)   | 34        | 24        | 10        | 1/12            | 1/0             | 3              | 0/0                  |
| 1997          | 0         | 0         | 0         | 0/0             | 0/0             | 0              | 0/0                  |
| <b>Career</b> | <b>49</b> | <b>35</b> | <b>14</b> | <b>1/12</b>     | <b>1/0</b>      | <b>4</b>       | <b>0/1</b>           |

### GAMES PLAYED/

**STARTED:** 1994 (16/1) [2/0]; 1995 (16/0) [1/0]; 1996 (12/5); 1997 (0/0)  
**TOTAL:** (44/6) [3/0]

**PRO:** Veteran safety signed during 1997 season to lend depth to Lions' defensive backfield... Spent the first three years of his career as a part-time starter for the Miami Dolphins...

Originally selected by Dolphins in the seventh round of the 1994 NFL Draft (214th overall). **1997:** Signed as a free agent by Lions on Nov. 19 after being released by Miami in training camp... Inactive for the only three games in which he was on Detroit's roster. **1996:** Saw action in 12 contests (five starts) for Miami... Finished season with 34 tackles, one sack, one interception and three passes defended... Also tied for third on team with eight special teams players... In a reserve role in season opener vs. New England (9/1), scored his first career touchdown after recovering a Louis Oliver fumble after Oliver had returned an interception 60 yards — Hill took the ball the last 10 yards for the score... Recorded first career interception and first career sack (12 yards) vs. NY Jets (9/15)... Started in nickel package at Buffalo (10/13)... Suffered sprained knee vs. Dallas (10/27) forcing him inactive for the next three weeks...

Returned to action in reserve role vs. Pittsburgh (11/25)... Started last four games of the season at free safety, including career-high eight tackles vs. NY Giants (12/8). **1995:** Played in all 16 regular season contests in reserve role, in addition to Dolphins' playoff game... Finished the year with four tackles and a forced fumble, while adding 17 special teams

tackles... Named as third alternate to Pro Bowl as AFC special teams performer... For second straight year, was named as Miami's Outstanding Special Teams Player by WIOD Radio (he and kicker Pete Stoyanovich are the only two players to win the award in consecutive seasons... Also returned one kickoff for 38 yards on the year. **1994:** Played in all 16 contests (and both playoff games) with one start during rookie campaign... Finished the year with 11 tackles, one pass defended and team-high 15 special teams tackles... Notched season-high five tackles at Green Bay (9/11)... Named as Dolphins' Outstanding Special Teams Player by WIOD Radio.


**COLLEGE and PERSONAL:** Four-year starter at Montana State... Selected first-team All-America by

Kodak and third-team by Associated Press as a senior in 1993... Earned first-team All-Big Sky honors as a cornerback in '93 and second-team mention as a kick returner... Recorded 46 tackles, two interceptions and six passes defended as a senior as well as tying Big Sky record with two kick returns for touchdown... Averaged 27.2 yards per kickoff return (19 returns) and 7.3 yards per punt return (25 returns)... All-Big Sky pick as a

- In his rookie season (1994), Hill led the Miami Dolphins in special teams tackles with 15 stops.
- While at Montana State, Hill recorded four touchdowns as a return specialist (two kickoffs and two punts).

junior in 1992 with 92 tackles, four interceptions and a fumble recovery... Had four punt returns for 75 yards (18.8 avg.) and a touchdown and 18 kickoff returns for 422 yards (23.4 avg.) in '92 as well... Two of season's interceptions came vs. Eastern Washington, one of which he returned 80 yards for a touchdown... Punt return TD was a 52-yarder vs. Mesa State... Second-team All-Big Sky selection as a kick return specialist as a sophomore in 1991... Recorded 55 tackles, one interception and four passes defended in '91... Returned 22 punts for 248 yards and a touchdown (86-yarder vs. Northern Arizona), and seven kickoff returns for 151 yards (21.6 avg.)...

Redshirted in 1990 after starting every game at left cornerback as a true freshman in 1989... Collected 41 tackles and an interception in '89, in addition to eight punt returns for 113 yards (14.1 avg.) and 24 kickoff returns for 517 yards (21.5 avg.)... All-state and all-metro honors as a prep senior at Widefield (Colorado Springs, Colo.) High School... Three-year letter winner in track, earned two letters basketball and an additional letter in wrestling... Has participated in events benefiting the Cystic Fibrosis Foundation in the past... He and his wife, Allison, have two daughters — Shayne and Alayna... Born Sean Terrell Hill in Dowagiac, Mich.



# George Jamison

## LINEBACKER

Cincinnati 13th Year

Ht: 6-1 Wt: 235

Born: 9/30/62 (FA in '97)

# 58

### JAMISON'S SINGLE-GAME BESTS

|                      |  |
|----------------------|--|
| TACKLES:             | 14 vs. Minnesota 11/24/88                  |
| SACKS:               | 2 at Tampa Bay 12/18/88                    |
| INTERCEPTIONS:       | 1 (eight times; Last vs. Green Bay 1/2/93) |
| INTERCEPTION RETURN: | 52t at Minnesota 11/6/88                   |

### GAMES PLAYED/

**STARTED:** 1987 (12/0); 1988 (16/11); 1989 (11/6); 1990 (14/7); 1991 (16/16) [2/2]; 1992 (16/16); 1993 (16/16) [1/1]; 1994 (13/12) [1/1]; 1995 (14/13); 1996 (5/0); 1997 (16/10) [1/1] **TOTAL:** (149/107) [5/5]

**PRO:** Signed for second stint of career by the Lions on March 5, 1997... Returned to Detroit after playing 1994-96 with Kansas City... Played for the Lions initially from 1987-93, seeing action in 101 games (72 starts)... Versatile linebacker who has coverage ability, and can play the run and rush the passer... Provides depth and experience to a young linebacking corps... In his first two seasons with the Chiefs (1994-95), he played in 27

### JAMISON'S DEFENSIVE STATISTICS

| 1997<br>Date  | Opp.   | TACKLES    |            |            | Sacks<br>No/Yds | Int's<br>No/Yds | Passes<br>Def. | Fumbles<br>Rec./For. | Spec. Teams<br>Tackles |
|---------------|--------|------------|------------|------------|-----------------|-----------------|----------------|----------------------|------------------------|
|               |        | Total      | Solo       | Asst.      |                 |                 |                |                      |                        |
| 8/31          | ATL    | 0          | 0          | 0          | 0/0             | 0/0             | 0              | 0/0                  | 0                      |
| 9/7           | TB     | 0          | 0          | 0          | 0/0             | 0/0             | 0              | 0/0                  | 2                      |
| 9/14          | @ Chi  | 3          | 3          | 0          | 0/0             | 0/0             | 0              | 0/0                  | 0                      |
| 9/21          | @ NO   | 0          | 0          | 0          | 0/0             | 0/0             | 0              | 0/0                  | 0                      |
| 9/28          | GB     | 3          | 0          | 3          | 0/0             | 0/0             | 0              | 1/0                  | 0                      |
| 10/5          | @ Buf  | 3          | 0          | 3          | 0/0             | 0/0             | 0              | 0/0                  | 0                      |
| 10/12         | @ TB   | 4          | 2          | 2          | 0/0             | 0/0             | 0              | 0/0                  | 0                      |
| 10/19         | NYG    | 6          | 2          | 4          | 0/0             | 0/0             | 0              | 0/0                  | 1                      |
| 11/2          | @ GB   | 4          | 3          | 1          | 1/15            | 0/0             | 0              | 0/0                  | 0                      |
| 11/9          | @ Wash | 8          | 6          | 2          | 0/0             | 0/0             | 0              | 0/0                  | 0                      |
| 11/16         | MIN    | 4          | 2          | 2          | 0/0             | 0/0             | 0              | 0/0                  | 0                      |
| 11/23         | INDY   | 5          | 3          | 2          | 0/0             | 0/0             | 0              | 0/0                  | 0                      |
| 11/27         | CHI    | 3          | 1          | 2          | 0/0             | 0/0             | 0              | 0/0                  | 0                      |
| 12/7          | @ Mia  | 2          | 1          | 1          | 0/0             | 0/0             | 0              | 0/0                  | 0                      |
| 12/14         | @ Min  | 0          | 0          | 0          | 0/0             | 0/0             | 0              | 0/0                  | 0                      |
| 12/21         | NYJ    | 6          | 5          | 1          | 0/0             | 0/0             | 0              | 0/0                  | 1                      |
| <b>1997</b>   |        | <b>51</b>  | <b>28</b>  | <b>23</b>  | <b>1/15</b>     | <b>0/0</b>      | <b>0</b>       | <b>1/0</b>           | <b>4</b>               |
| 1987 (Det.)   |        | 16         | 11         | 5          | 1.0/8           | 0/0             | 1              | 0/0                  |                        |
| 1988 (Det.)   |        | 77         | 66         | 11         | 5.5/47          | 3/56            | 3              | 3/1                  |                        |
| 1989 (Det.)   |        | 33         | 27         | 6          | 2.0/18          | 0/0             | 1              | 0/0                  |                        |
| 1990 (Det.)   |        | 43         | 39         | 4          | 2.0/14          | 0/0             | 0              | 0/1                  |                        |
| 1991 (Det.)   |        | 86         | 67         | 19         | 4.0/30          | 3/52            | 5              | 1/2                  |                        |
| 1992 (Det.)   |        | 111        | 80         | 31         | 2.0/11          | 0/0             | 1              | 1/3                  |                        |
| 1993 (Det.)   |        | 78         | 64         | 14         | 2.0/9           | 2/48            | 4              | 0/1                  |                        |
| 1994 (K.C.)   |        | 80         | 53         | 27         | 1.0/4           | 0/0             | 0              | 3/0                  |                        |
| 1995 (K.C.)   |        | 61         | 39         | 22         | 0/0             | 0/0             | 2              | 2/0                  |                        |
| 1996 (K.C.)   |        | 1          | 0          | 1          | 0/0             | 0/0             | 0              | 0/0                  |                        |
| <b>Career</b> |        | <b>637</b> | <b>474</b> | <b>163</b> | <b>20.5/156</b> | <b>8/156</b>    | <b>17</b>      | <b>11/8</b>          |                        |

games (25 starts)... Signed with Kansas City as an unrestricted free agent in July, 1994... In 1991, his Lions' teammates voted him the team's Defensive Most Valuable Player... Prior to joining the Lions, Jamison played two seasons (1984-85) for the Philadelphia Stars in the USFL, with the Stars winning the league championship both of those years... Was Detroit's second selection in the 1984 USFL Supplemental draft and signed with the Lions during 1986 training camp. **1997:** Began the season as the backup to Antonio London at the strong-side linebacker position, and took over the starting spot vs. Green Bay (9/28)... Season-high eight tackles at Washington (11/9)... Lone sack of season (15 yards) came at Green Bay (11/2)... Missed starts at Miami (12/7) and at Minnesota (12/14) due to shoulder strain, but did see limited action... Returned to the starting lineup for regular season finale vs. N.Y. Jets (12/21) and Wild Card playoff game at Tampa Bay (12/28). **1996:** Played in five of Kansas City's final six games... Suffered foot injury in off-season and spent the first 10 weeks of the season on the reserve/non-football injury list — had missed only five games due to injury in the previous five seasons... Was moved the team's active roster and saw his first action of the season vs. Chicago (11/17)... Inactive at Detroit on Thanksgiving Day (11/28)... Played in the Chiefs' last three games — at Oakland (12/9), vs. Indianapolis (12/15) and at Buffalo (12/22). **1995:** His second straight year as a Chiefs' starting linebacker... Played in 14 games (13 starts) at the "base" linebacker spot (over the tight end)... Recorded season-high 10 tackles on three separate occasions — vs. Oakland (9/17); at Arizona (10/1); at Dallas (11/23).

**1994:** Signed with the Chiefs as an unrestricted free agent just prior to training camp... Made 12 starts and played in 13 games in his first season in Kansas City... Finished the season fifth on the team with 80 tackles and led team in tackles five times... Set up game-tying field goal by forcing a Leroy Hoard fumble and returning it 22 yards in 20-13 win vs. Cleveland (11/20)... Recorded four double-digit tackle games, including a season-high 12 vs. San Francisco (9/11). **1993:** Finished third on the Lions with 78 tackles... Scored the third TD of his career on a 35-yard interception return in the season opener vs. Atlanta (9/5) — also made five solo tackles and forced a fumble in the game... Recorded his first sack of the season and made a season-high nine tackles (seven solo) at New England (9/12)... Made five solo tackles, recorded his second sack and defended two passes at L.A. Rams (10/24)... Intercepted a pass on

the Packers' last possession to seal the win in the season finale vs. Green Bay (1/2) — also tied for team-high with nine tackles and defended one pass in the contest... Forced a fumble and made seven tackles in the Wild Card playoff game vs. Green Bay (1/8). **1992:** Finished second on the team with 111 tackles (80 solo)... Recorded his first sack of the season at Tampa Bay (10/25) and tied for team-high with eight tackles... Had a big game vs. Green Bay (11/1), leading team with 12 tackles and two forced fumbles... Recorded a season-high 13 tackles at Green Bay (12/6)... Recovered a fumble and made seven tackles vs. Cleveland (12/13). **1991:** Outstanding season was culminated when his teammates voted the Lions' Defensive MVP... Ranked among the team leaders in nearly every defensive category... Led the team with eight tackles vs. Miami (9/15)... For the second consecutive week he was the team's leading tackler (seven) and registered one sack at Indianapolis (9/22)... Sacked Chris Chandler with less than a minute to go in the first half and the Buccaneers driving vs. Tampa Bay (9/29)... Intercepted a pass that set up the Lions' final TD and defended a pass vs.

Dallas (10/27)... Accounted for two turnovers vs. Chicago (11/28) — he forced a fumble in the first quarter which helped set up the Lions' only TD, and intercepted a pass which led to the Lions' last field goal... Turned in his finest performance of the season vs. NY Jets (12/8) as he led the team in tackles (nine) — he also sacked Ken O'Brien on third down to force a punt (Lions scored their third TD three plays later), intercepted a pass and defended a pass in the contest... Tallied six tackles vs. Dallas (1/5) in the NFC Divisional Playoff Game...

• Jamison played on the Philadelphia Stars' USFL championship squads in 1984-85 before entering the NFL with the Lions in 1986.

• With 117 games played in a Lions' uniform in his career, Jamison stands second among current Lions in that category, trailing only Barry Sanders' 137 games played.

Recorded five solo tackles at Washington in the NFC Championship Game (1/12). **1990:** Played well early and late in the season, but was hampered much of the campaign with a bruised shoulder... Collected two tackles before injuring his shoulder at Tampa (9/23)... Saw limited action throughout the middle portion of the schedule, then regained his starting linebacker spot in game vs. L.A. Raiders (12/10)... Registered a team and season-high eight solo tackles the following week in Detroit's 38-21 win vs. Chicago (12/16)... At Green Bay (12/22), he had four tackles, recorded a Blair Kiel sack (-5 yards) and recovered Kiel's subsequent fumble on the play. **1989:** Sustained ankle injury vs. Cleveland (8/12) in the first preseason game, shelving him until the second week of the regular season at NY Giants (9/17)... Received the starting nod in place of the injured Michael Cofer at Minnesota (10/8) (and the next three games)... Vs.

Minnesota (10/22), he registered his first sack of the season... Charted five tackles, a sack and a pass defended vs. Green Bay (11/12)... Despite a knee injury at Cincinnati (11/19) which sidelined him the rest of the season, he recorded five solo tackles and one assist. **1988:** Became starter for the first time in his NFL career... Recorded 77 tackles (fifth on the team), recording a career-high 14 stops vs. Minnesota (11/24)... In addition to his 5.5 sacks (fourth on team), Jamison also tied for the team lead in interceptions with three... Scored two defensive touchdowns and was the only NFC defender with two touchdowns via a return... First score came in season-opener vs. Atlanta (9/4) when he recovered a fumbled punt by James Matthews and returned it four yards for the TD... Second score occurred at Minnesota (11/6) on an athletic 52-yard interception return off Wade Wilson... Because of his effort in the month of November, Jamison was honored as the TUMS Neutralizer of the Month. **1987:** Played in 12 games, seeing action primarily on special teams... Totaled 16 tackles (11 solos), one sack, one pass defended and a safety... His first NFL sack came courtesy of the Broncos' Gary Kubiak at Denver (11/1)... He was

credited with two points after pinning Green Bay's Walter Stanley in the end zone for a safety (10/25)... **1986:** After signing as a free agent, he sustained an Achilles injury in training camp and was placed on the Injured Reserve list for all of '86.

**COLLEGE and PERSONAL:** Set a Cincinnati school record with 18 career sacks... Played defensive tackle as a sophomore and junior for the Bearcats before switching to linebacker his senior year... Named All-Metro Conference and received All-American honorable mention honors as a senior as well... Led team with six sacks and 62 tackles that year... Originally recruited to Cincinnati as a fullback... Graduated with honors in human resource development from the University of Detroit in May, 1990... Became the first pro athlete to earn a degree at the University of Detroit (now Detroit Mercy) through their Cooperative Education program... Has also interned as a career-placement counselor in the past... Attended Bridgeton (N.J.) High... He and wife, Arnella, have three children — Alesa (13), Adonis (3), and Amber (1)... Born George R. Jamison, Jr.



## Greg Jeffries

**CORNERBACK**

Virginia 6th Year

Ht: 5-9 Wt: 184

Born: 10/16/71 (D-6 in '93)

# 25

**GAMES PLAYED/  
STARTED:** 1993 (7/0);  
1994 (16/1) [1/0] 1995  
(14/0) [1/0]; 1996 (16/4);  
1997 (15/2) [1/0]  
**TOTAL:** (68/7) [3/0]

**PRO:** Versatile defensive back who has fulfilled a number of assorted roles with team thus far in NFL career... Solid contributor off the bench and in nickel and dime situations who can also be depended upon as spot starter... After seeing sparse playing time as a rookie in 1993, has been a consistent contributor since in Lions' secondary and on special teams... Made

### JEFFRIES' SINGLE-GAME BESTS

**TACKLES:** 8 vs. Buffalo 11/24/94  
**INTERCEPTIONS:** 1 vs. Tampa Bay 9/8/96  
**INTERCEPTION RETURN:** 0 vs. Atlanta 8/31/97; vs. Tampa Bay 9/8/96  
**SACKS:** 1 vs. at Minnesota 12/14/97

### JEFFRIES' DEFENSIVE STATISTICS

| Year          | TACKLES    |           |           | Sacks<br>No/Yds | Int's<br>No/Yds | Passes<br>Def. | Fumbles<br>Rec./For. |
|---------------|------------|-----------|-----------|-----------------|-----------------|----------------|----------------------|
|               | Total      | Solo      | Asst.     |                 |                 |                |                      |
| 1993          | 0          | 0         | 0         | 0/0             | 0/0             | 0              | 0/0                  |
| 1994          | 44         | 36        | 8         | 0/0             | 0/0             | 2              | 0/1                  |
| 1995          | 14         | 13        | 1         | .5/2            | 0/0             | 1              | 0/0                  |
| 1996          | 54         | 41        | 13        | 0/0             | 1/0             | 6              | 0/0                  |
| 1997          | 9          | 7         | 2         | 1/19            | 1/0             | 4              | 0/1                  |
| <b>Career</b> | <b>121</b> | <b>97</b> | <b>24</b> | <b>1.5/21</b>   | <b>2/0</b>      | <b>13</b>      | <b>0/2</b>           |

career-high 54 tackles in 1996 — had made a total of 58 in his first three years in the league... Small in stature but not afraid to get physical in run support or with wide receivers... Selected by the Lions in the

sixth round of the 1993 NFL Draft (147th overall pick). **1997:** Played in 15 games, starting the first two contests at left cornerback... Also saw some work at safety late in the season... Recorded lone interception (second of career) of the year in season opener vs. Atlanta (8/31) on Falcons' last possession to seal the win... Returned to backup role for third game of season at Chicago (9/14) with rookie Bryant Westbrook taking over as the starter... Collected first career full sack (19 yards) at Minnesota on a blitz (12/14) — hit on Randall Cunningham caused a fumble which knocked Vikings out of field goal position. **1996:** Started four games and saw extensive action as part of the team's regular nickel defensive package... Also played a key role on special teams... Totaled a career-high 54 tackles, only four less than his first three years combined... Recorded his first career interception and also levied two big hits on special teams vs. Tampa Bay (9/8)... Led team with seven tackles and defended a pass vs. Atlanta (10/6)... Made his second career start, in place of the injured Corey Raymond, vs. N.Y. Giants (10/27), breaking up two passes and making four tackles in the contest... Started for the second straight week at Green Bay (11/3), and tied his season-high with seven tackles... Returned to nickel duty at San Diego (11/11) as Raymond returned to the lineup, but still accounted for five tackles against the Chargers... Started vs. Seattle (11/17) as Lions opened the game with six defensive backs — defended a pass and made six tackles in the contest... Replaced the injured Raymond in the starting lineup vs. Green Bay (12/15), and batted down a pass and made three tackles. **1995:** Saw majority of action early in year on special teams, but began to see significant time as nickel and dime back as season progressed... Seventh on squad with six special teams tackles... Collected a team-high three special teams tackles vs. Green Bay (10/29)... Credited with half of a sack on a blitz vs. Tampa Bay (11/12), the first of his career... Recorded a season-high four tackles at Houston (12/10). **1994:** His role in Lions' defense increased following a pre-

season knee injury to Kevin Scott... In the season opener vs. Atlanta (9/4), he was second on the team with seven tackles and defended a pass before leaving the game in the third quarter with an ankle injury... Made his first career start, in place of the injured Robert Massey, at Minnesota (9/11) making five solo tackles... Forced a fumble and made four tackles vs. Chicago (10/23)...

• Jeffries and G Mike Compton are the lone remaining members of the Lions' 1993 draft class who remain with the team.

• Jeffries played on the same Virginia squads with current teammates, Herman Moore and Ray Roberts.

Totaled a career-high eight tackles vs. Buffalo on Thanksgiving Day (11/24). **1993:** Saw action in seven games during rookie campaign, mostly on special teams... Played in seven of the first nine games of the year but was inactive for the final seven contests of the regular season and the Wild Card playoff game vs. Green Bay (1/8).

#### COLLEGE and PERSONAL:

Started at cornerback his last two seasons at Virginia... Made 36 tackles

(29 solo) and intercepted three passes for 24 yards during his senior year in 1992... Played in 10 games (nine starts) as a junior in 1991, including a start in the '91 Gator Bowl vs. Oklahoma... Totaled 37 tackles (14 solo) that year... Saw action in all 11 regular season games and in the USF&G Sugar Bowl as a sophomore in 1990... Made 17 tackles (eight solo), intercepted two passes and broke up two passes on the season... Started at cornerback vs. Clemson in '90, and made five tackles as Virginia notched their first-ever win over the Tigers... Played in 11 games and the Florida Citrus Bowl as a freshman in 1989, making 13 tackles and intercepting one pass... Three-year letterman at T.W. Andrews High School (High Point, N.C.)... Played four sports (track, football, wrestling and basketball) in high school... Majored in rhetoric and communications at Virginia... College teammate of Lions' receiver Herman Moore and tackle Ray Roberts... Younger brother, Sam, also played football at Virginia... Fellowship of Christian Athletes huddle leader... Participant in Lions' school assembly program and hospital visits... Runs youth football camp in hometown during the off-season... Volunteer Little League baseball and basketball coach during past off-seasons.



# John Jett

## PUNTER

East Carolina 6th Year

Ht: 6-0 Wt: 199

Born: 11/11/68 (UFA in '97)

# 18

### GAMES PLAYED/

**STARTED:** 1993 (16/0)  
[3/0]; 1994 (16/0) [2/0];  
1995 (16/0) [3/0]; 1996  
(16/0) [2/0]; 1997 (16/0)  
[1/0] **TOTAL:** (80/0)  
[11/0]

**PRO:** Signed with the Lions as an unrestricted free agent March 12, 1997... Played his first four NFL seasons in Dallas... Has established himself as one of the most productive punters in the league... Also serves as Lions' holder on field goals and PAT's, a role he performed in Dallas as well... A key special teams performer on Cowboys' teams that won two Super Bowls... In his first two seasons, he led the NFL in percentage of punts downed inside opponents' 20-yard line - 39.3% (22-of-56) in 1993 and 37.1% (26-of-

70) in 1994... Over the first five years of his career, he placed 33.2% (112-of-337) punts inside the 20, the best percentage in the NFL over that span... Began career by punting 255 times in the regular season without having a punt blocked... Also started career by kicking in 71 regular season games before having a touchdown returned after one of his punts (October 19, 1997 vs. NY Giants)... In his career, he has dropped 112 punts inside the 20-yard-line while allowing only 26 touchbacks... Signed by the Cowboys as a free agent in 1993... Was signed initially by Minnesota as an undrafted rookie free agent in 1992, but was released by the Vikings during training camp. **1997:** Punted a career-high 84 times and tied his '96 career-mark by averaging 42.6 yards per kick... Punted par-

### JETT'S SINGLE-GAME BESTS

**PUNTS:** 8 (five times; Last vs. NY Jets 12/21/97)  
**AVERAGE:** 51.5 vs. Green Bay 10/8/95  
**LONG PUNT:** 60 at San Francisco 11/10/96; at Chicago 9/14/97  
**INSIDE 20:** 4 at Atlanta 11/21/93; at Green Bay 11/2/97  
**NET AVERAGE:** 49.2 at Atlanta 11/21/93

### JETT'S PUNTING STATISTICS

| 1997<br>Date  | Opp.   | Punts      | Yards         | Average     | TB        | In 20      | Long      | Blocked  |
|---------------|--------|------------|---------------|-------------|-----------|------------|-----------|----------|
| 8/31          | ATL    | 8          | 355           | 44.4        | 0         | 3          | 54        | 1        |
| 9/7           | TB     | 7          | 349           | 49.9        | 0         | 1          | 54        | 0        |
| 9/14          | @ Chi  | 3          | 136           | 45.3        | 0         | 2          | 60        | 0        |
| 9/21          | @ NO   | 3          | 102           | 34.0        | 0         | 1          | 38        | 0        |
| 9/28          | GB     | 4          | 202           | 50.5        | 0         | 0          | 55        | 0        |
| 10/5          | @ Buf  | 5          | 226           | 45.2        | 1         | 2          | 50        | 1        |
| 10/12         | @ TB   | 5          | 219           | 43.8        | 1         | 1          | 48        | 0        |
| 10/19         | NYG    | 6          | 265           | 44.2        | 0         | 0          | 51        | 0        |
| 11/2          | @ GB   | 8          | 303           | 37.9        | 0         | 4          | 47        | 0        |
| 11/9          | @ Wash | 8          | 362           | 45.3        | 0         | 3          | 58        | 0        |
| 11/16         | MIN    | 4          | 158           | 39.5        | 0         | 3          | 44        | 0        |
| 11/23         | INDY   | 5          | 202           | 40.4        | 1         | 0          | 51        | 0        |
| 11/27         | CHI    | 3          | 123           | 41.0        | 0         | 3          | 50        | 0        |
| 12/7          | @ Mia  | 2          | 72            | 36.0        | 0         | 0          | 41        | 0        |
| 12/14         | @ Min  | 5          | 175           | 35.0        | 0         | 0          | 42        | 0        |
| 12/21         | NYJ    | 8          | 327           | 40.9        | 1         | 2          | 53        | 0        |
| <b>1997</b>   |        | <b>84</b>  | <b>3,576</b>  | <b>42.6</b> | <b>4</b>  | <b>25</b>  | <b>60</b> | <b>2</b> |
| 1993 (Dal.)   |        | 56         | 2,342         | 41.8        | 3         | 22         | 59        | 0        |
| 1994 (Dal.)   |        | 70         | 2,935         | 41.9        | 4         | 26         | 58        | 0        |
| 1995 (Dal.)   |        | 53         | 2,166         | 40.9        | 6         | 17         | 58        | 0        |
| 1996 (Dal.)   |        | 74         | 3,150         | 42.6        | 9         | 22         | 60        | 0        |
| <b>Career</b> |        | <b>337</b> | <b>14,169</b> | <b>42.0</b> | <b>26</b> | <b>112</b> | <b>60</b> | <b>2</b> |

ticularly well in the first three-quarters of the season... Dropped 25 kicks inside opponents' 20-yard-line (only four touchbacks) and had seven punts downed inside the 10-yard-line... First touchback of the year didn't come until the sixth game of the season at Buffalo (10/5)... Until '97, he had punted eight times in a game only once in his career, but he reached that number four times during the year — vs. Atlanta (8/31), at Green Bay (11/2), at Washington (11/9) and vs. NY Jets (12/21)... Tied the longest punt of his career with a 60-yard boomer at Chicago (9/14)... Tied career-high by dropping four punts inside the 20-yard-line in game at Green Bay... Also produced four games in which he had three kicks downed inside the 20-yard-line... Had an out-

standing game vs. Minnesota (11/16), punting four times (all fair catches) with three downed inside the 20-yard-line... All three of his punts were downed inside the 20-yard-line on Thanksgiving Day vs. Chicago (11/27), including one effort to the one-yard-line... Averaged season-high 50.5 yards in four kicks vs. Green Bay (9/28). 1996: Averaged a career-high 42.6 gross yards per punt... Punted a then-career-high 74 times... His 36.8-yard net punting average was fourth in the NFC, and tied for ninth in the NFL... Only six punters in the NFL had fewer punts returned and only eight punters had fewer yards in returns against them than his 249... Forced Amani Toomer to fair catch all five of his punts vs. N.Y. Giants (9/8), pinning the Giants inside their 20-yard line on three occasions... The following week vs. Indianapolis (9/15), all three of his punts were fair caught... Punted seven times for a 46.7-yard average, both season highs, at San Francisco (11/10), booting a career-long 60-yarder against the 49ers... Set a season-high with a 41.5 net average on four punts vs. Green Bay (11/18)... Of his six punts at Arizona (12/8), three went over 50 yards, (52, 53 and 55), and three were downed inside the 20. 1995: Punted a career-low 53 times... Tied for second in the NFL with fewest number of punts returned (22) as he earned his second Super Bowl ring in three seasons... Kicked at least one punt of 50 yards-or-more in 11 of 19 games (including playoffs) — had a total of 15 punts 50 yards-or-longer... Averaged 49.7 yards and boomed a season-long 58 yarder at Washington (10/1)... Earned NFC Special Teams Player of the Week for his performance vs. Green Bay (10/8), averaging a career-high 51.5 yards on four punts against the Packers... Had one of his best games of the season at San Diego (10/15), placing three of his five punts inside the 20 and nailing a 57-yarder... Had a punt blocked for the first time in his career in the NFC Championship Game win vs. Green Bay (1/14/96)... His 45.8-yard average is the third-highest in Cowboys' playoff history... Punted five times for a 38.2-yard average in victory over Pittsburgh in Super Bowl XXX. 1994: Led the league in percentage of punts downed inside the 20 (37.1%) for the second straight year... Finished the season

• Jeff led the NFL in percentage of punts downed inside the 20-yard line in 1993-94, his first two years in the league.

• Jeff is the only member of the Lions to own more than one Super Bowl ring. He punted for the Dallas Cowboys in Super Bowls XXVIII and XXX.

sixth in the NFC with a 41.9-yard gross punting average... Had a pair of 58-yarders in consecutive games vs. Detroit (9/19) and at Washington (10/2), his longest punts of the season... Punted a then-career-

high eight times vs. Washington (11/20), dropping three inside the 20... Had his best game of the season at Philadelphia (12/4), receiving a game ball for his role in NFC East clinching victory over the Eagles, averaging 49.2 yards on five punts and helping make a tackle on return man Jeff Snyder after a 49-yard return late in the game. 1993: Won Cowboys' punting job in training camp after signing as a free agent... Finished the year third in the NFC with a 37.7 net punting average in helping Cowboys repeat as Super Bowl champions... His 37.9 net

average was the highest for a Cowboy since 1964... 22 of his 56 punts were downed inside the 20 for a league-best 39.3%... His performance contributed to the Cowboys ranking second in the NFL with an opponent's punt return average of 5.3 yards... Averaged over 50 yards per punt three times - 53.0 vs. Green Bay (10/3), 50.3 vs. N.Y. Giants (11/7) and 51.0 vs. Washington (12/26)... Turned in his best performance at Atlanta (11/21), punted six times for a 49.5 average, and dropped four of his punts inside the 20-yard-line.

**COLLEGE and PERSONAL:** Set East Carolina career record with 40.1-yard average in his four seasons... Posted two of the three best single-season averages in school history... Earned honorable mention All-America honors as a senior, averaging a school record 42.2 yards per punt... As a junior, he punted a school record 71 times, with 25 downed inside the 20-yard-line... Earned spot on team originally as a walk-on... Starred in football and baseball at Northumberland High School in Heathsville, Va... Earned first-team all-state honors as an outfielder and pitcher... While playing for Dallas, he supported the Children's Cancer Fund... He participated in an annual Dallas fashion show and donated \$100 for every one of his punts inside the 20 while with the Cowboys... Enjoys hunting, fishing and golf in his free time... He and his wife, Jacqueline, have a son Jack (11/16/96).



# Andre Johnson

## TACKLE

Penn State 3rd Year  
Ht: 6-5 Wt: 314  
Born: 8/25/73 (FA in '97)

# 70

**GAMES PLAYED/  
STARTED:** 1996 (0/0);  
1997 (0/0) [1/0] **TOTAL:**  
(0/0) [1/0]

**PRO:** Signed by Lions on October 7, 1997 after being waived by Miami Dolphins... Originally a first round selection by the Washington Redskins in the 1996 NFL Draft (30th overall)... Released by Redskins in August, 1997 and subsequently signed by Miami. **1997:** Inactive for last 10 games of the season after being signed by Detroit... Saw first game-action of career (special teams) for Lions in Wild Card playoff contest at Tampa Bay (12/28). **1996:** Spent rookie campaign on Redskins' roster, but did not appear in a game.

**COLLEGE and PERSONAL:** Second-team All-Big Ten pick at Penn State as a senior in 1995... Posted 97 knockdowns in '95, and helped lead Nittany Lions'

• Johnson and current teammate, Jeff Harlings, were both starting linemen for Penn State's 1994 national championship team, as was Green Bay Packers' G Marco Rivera.

ground game average 208.4 yards rushing per contest... Started every game as a junior in 1994, and was part of unit that led the nation in offense (520.2 yards per game) and scoring (47.8 points per game)... Became starter at tackle late in his sophomore year after playing the first nine contests in a reserve role... All-America prep performer at Southampton (NY) High School and a recipient of the 1990 Gatorade Circle of Champions New York Player of the Year Award... High school football coach was Vincent Mangano... Captain of both football and basketball squads as a prep senior... All-Long Island and All-Conference pick in basketball as a senior in 1990... Earned his degree in rehabilitation services education... Johnson and his fiancée, Laura, have a three-year-old daughter, Cheyenne... Resides in Sterling, Virginia in the off-season.

points per game)... Became starter at tackle late in his sophomore year after playing the first nine contests in a reserve role... All-America prep performer at Southampton (NY) High School and a recipient of the 1990 Gatorade Circle of Champions New York Player of the Year Award... High school football coach was Vincent Mangano... Captain of both football and basketball squads as a prep senior... All-Long Island and All-Conference pick in basketball as a senior in 1990... Earned his degree in rehabilitation services education... Johnson and his fiancée, Laura, have a three-year-old daughter, Cheyenne... Resides in Sterling, Virginia in the off-season.



# Richard Jordan

## LINEBACKER

Missouri Southern 2nd Year  
Ht: 6-1 Wt: 245  
Born: 12/1/74 (D-7c in '97)

# 99

**GAMES PLAYED/  
STARTED:** 1997 (10/0)  
[1/0] **TOTAL:** (10/0) [1/0]

**PRO and 1997:** Spent rookie campaign as a valuable special teams player while learning intricacies of the

pro game... High-energy performer who plays with tremendous enthusiasm... Made the 53-man roster coming out of training camp, but was released

August 25 and subsequently signed to the Lions' practice squad...

Signed to the 53-man roster from the practice squad Sept. 27...

Finished the season sixth on squad with 14 special teams tackles...

Saw his first professional action vs. Green Bay (9/28) and made two special teams tackles, including one for a four-yard loss on a punt return... Career and team-high four special teams tackles at Green Bay

(11/2)... Suffered hamstring injury vs. Indianapolis (11/23), forcing him inactive for the next two games... Played on special teams in Wild Card play-off game at Tampa Bay (12/28)... Detroit's third of three seventh round selections in the 1997 NFL Draft (239th overall).


**COLLEGE and PERSONAL:** Moved to starting middle linebacker slot as a senior in 1996 after playing at defensive end for three years... Career-high 136 tackles as well as three interceptions... Second-team All-American choice by Football Gazette and NCAA Division II Sports Information Directors as a junior in 1995... Chosen as MIAA co-MVP and first-team all-league and all-region selection that year as well...

• Jordan led the team with four special teams tackles November 2, 1997 at Green Bay.

• Jordan was coached in high school (Vian, Oklahoma) by his father, Ray.

Honorable mention All-American choice by Football Gazette as a junior... Started 1994 season opener at line-backer, but was moved back to end the following week... Career-high 18 tackles vs. Southwest Baptist in '94... Second-team All-MIAA pick and team rookie of the year honors after leading the team in tackles for loss (15 for 61 yards)

and sacks (seven for 39 yards) as a freshman in 1993... Won league Defensive Player of the Year honors as well as all-state and academic all-state accolades as a prep senior... Registered 152 tackles, four sacks, four fumble recoveries, two forced fumbles and two interceptions as a senior... Also ran for 565 yards, and scored 14 touchdowns as a fullback during prep career... Was twice named Vian (Okla.) High's Athlete of the Year... Won four letters in football and track and two in baseball, including state title in shot put... Physical education major at Missouri Southern... Born in Holdenville, Oklahoma... Works with Detroit-area Boys and Girls Clubs... Older brother played football at Grambling under legendary coach Eddie Robinson.



# Travis Kirschke

**DEFENSIVE TACKLE**

UCLA 2nd Year

Ht: 6-3 Wt: 286

Born: 9/6/74 (FA in '97)

67

**KIRSCHKE'S SINGLE-GAME BESTS**

TACKLES: 2 vs. Atlanta 8/31/97

**KIRSCHKE'S DEFENSIVE STATISTICS**

| Year   | TACKLES |      |       | Sacks<br>No/Yds | Int's<br>No/Yds | Passes<br>Def. | Fumbles<br>Rec./For. |
|--------|---------|------|-------|-----------------|-----------------|----------------|----------------------|
|        | Total   | Solo | Asst. |                 |                 |                |                      |
| 1997   | 2       | 1    | 1     | 0/0             | 0/0             | 0              | 0/0                  |
| Career | 2       | 1    | 1     | 0/0             | 0/0             | 0              | 0/0                  |

**GAMES PLAYED/  
STARTED:** 1997 (3/0)  
[1/0] **TOTAL:** (3/0)  
[1/0]

**PRO and 1997:** Signed by Lions as an undrafted free agent on April 24, 1997... Only rookie free agent to make Lions' season-opening roster in '97... Played in three regular season games in reserve role along the defensive line... Made only two tackles of the year in his NFL debut in opener vs. Atlanta (8/31)... Contributed two tackles in Wild Card playoff contest at Tampa Bay (12/28)... Was inactive for 12 of last 14 games.

**COLLEGE and PERSONAL:** Led UCLA linemen during senior season with 49 tackles, also registering 3.5 sacks and a career-high nine tackles for loss... Started the first four games of 1995 before an injury forced him to reserve duty for the remainder of the season... Despite drop in playing time, still tied for second on squad with three sacks on the year, as well as 24 tackles and three tackles for loss... Started seven games as a sophomore in 1995, including the last six

contests... Made career-high five sacks in '95 (third on the squad), along with 31 tackles and six tackles for loss... Was one of just two true freshman to see action on defense in 1994 (backup nose guard)... Defensive co-winner of UCLA's John Boncheff Jr. Memorial Trophy for Rookie of the Year... Earned spot on Director's Honor Roll (academic) three times during college career... Three-year letter

- Kirschke was the only undrafted rookie to make the Lions' 53-man roster to begin the 1997 season.

- Kirschke was one of only two Bruins to play for UCLA as a true freshman in 1994.

winner at offensive guard and defensive tackle at Esperanza High School in Anaheim, California... Consensus first-team high school All-American selection by Parade, Super Prep, Blue Chip, Football News Scholastic Coach and USA Today... Named USA Today California Player of the Year in 1993... Participates in Lions' hospital visits... Married (Amy) on June 27, 1998.



## Scott Kowalkowski

LINEBACKER

Notre Dame 8th Year

Ht: 6-2 Wt: 228

Born: 8/23/68 (FA in '94)

# 52

### KOWALKOWSKI'S SINGLE-GAME BESTS

TACKLES: 6 at Oakland 10/13/96

### KOWALKOWSKI'S DEFENSIVE STATISTICS

| Year         | TACKLES |      |       | Sacks<br>No/Yds | Int's<br>No/Yds | Passes<br>Def. | Fumbles<br>Rec./For. |
|--------------|---------|------|-------|-----------------|-----------------|----------------|----------------------|
|              | Total   | Solo | Asst. |                 |                 |                |                      |
| 1991 (Phil.) | 0       | 0    | 0     | 0/0             | 0/0             | 0              | 0/0                  |
| 1992 (Phil.) | 2       | 2    | 0     | 0/0             | 0/0             | 0              | 0/0                  |
| 1993 (Phil.) |         |      |       | Injured Reserve |                 |                |                      |
| 1994         | 0       | 0    | 0     | 0/0             | 0/0             | 0              | 0/0                  |
| 1995         | 2       | 1    | 1     | 0/0             | 0/0             | 0              | 0/0                  |
| 1996         | 6       | 3    | 3     | 0/0             | 0/0             | 0              | 1/0                  |
| 1997         | 8       | 4    | 4     | 0/0             | 0/0             | 1              | 0/0                  |
| Career       | 18      | 10   | 8     | 0/0             | 0/0             | 1              | 1/0                  |

### GAMES PLAYED/

STARTED: 1991 (16/0); 1992 (16/0) [2/0]; 1994 (16/0) [1/0] 1995 (16/0) [1/0]; 1996 (16/1); 1997 (16/0) [1/0] TOTAL: (96/1) [5/0]

**PRO:** Rugged contributor on all special teams units... Intense competitor provides depth at linebacker... Signed by the Lions as a free agent in 1993... Played with Philadelphia from 1991-93... Injured his ankle in '93 pre-season and was later placed on Injured-Reserve... Eagles released him in November, 1993... Was a valuable special teams performer while in Philadelphia as well... Originally selected by Philadelphia in the eighth round of the 1991 NFL Draft (216th overall pick). 1997: A standout on all of the Lions' special teams units for fourth year in a row... Voted by teammates as one of club's special teams captains... Played linebacker in

- Kowalkowski's dad, Bob, played guard for the Lions from 1966-76, and his mother, Judy, works in the Lions' front office as the team's manager of accounting operations.

- Kowalkowski's 53 special teams tackles from 1994-97 are the most of any Lion during that span.

Detroit's goal-line defense as well... Finished third on team with 22 special teams tackles and made career-high eight tackles in reserve duty as a linebacker... Posted season-high four special teams tackles in opener vs. Atlanta (8/31) and received the team's special teams player of the week award... Made big play vs.

Green Bay (9/28), knocking

down a pass in the endzone intended for tackle-eligible Ross Verba — play came on third-and-goal and forced the Packers to kick a field goal... Collected

three tackles on defense and played on special teams at Tampa Bay (12/28) in Wild Card playoff game...

**1996:** The special teams captain, he finished second on the team with 12 special teams tackles...

Recovered a fumbled kickoff at the Bears' 21-yard line, setting up Detroit's second TD vs. Chicago (9/22)...

Led team with three special teams tackles at Tampa Bay (9/29)...

Made the first start of his career at Oakland (10/13) at weak-side linebacker, (for injured Stephen Boyd), and made career-high six tackles...

Saw action in the Lions' nickel package in place of the injured Bennie Blades vs. Green Bay (12/15).

**1995:** Named Detroit Lions Quarterback Club Special Teams MVP... Third on team with 13 special teams stops...

Played almost exclusively on special teams throughout the season, with most extensive action at middle linebacker coming vs. Jacksonville (12/17), when he made his only two defensive stops of the year...

Posted a season-high three special teams tackles vs. Cleveland (10/8)...

Also tied that output vs. Tampa Bay (11/12)...

Spelled Mike Johnson at outside linebacker during a series at Chicago (11/19) for first defensive action of year.

**1994:** Played in all 16 games, exclusively on special teams making seven stops...

Recorded his first tackle as a Lion (on special teams) at Dallas (9/19)...

**1993:** Was placed on Injured Reserve by Philadelphia in

August after suffering ankle injury in preseason game... Released off Injured Reserve in November.

**1992:** Saw action in all 16 regular season games and both Eagles' playoff contests on special teams...

Played on defense in short-yardage situations... Made a touchdown-saving tackle on a kickoff return in

playoff loss at Dallas. **1991:** Played in all 16 games on special teams... Saw limited action on defense.

**COLLEGE and PERSONAL:** Earned All-American honorable mention recognition at defensive end as a junior and at outside linebacker as a senior... Was the only Note Dame player to play in every game from 1987-90... Earned a history degree from Notre Dame... His father, Bob, played guard for the Lions for 11 years (1966-76), and his mother, Judy, is the Lions' manager of accounting operations... His uncle, David Olivo, played quarterback for the University of Miami and St. Louis Cardinals... Starred in football, basketball and track at Orchard Lake (Mich.) High School... Born in Farmington Hills, Mich... Hobbies include hunting, fishing and golf... Board member for Kolo Charities, a charitable foundation started by his father, which benefits the Leaderdog School for the Blind and the Pontiac Courage House... His favorite sports figure is Walter Payton... He and wife, Michele, welcomed their first child, Emma, on March 31, 1998... Full name is Scott Thomas Kowalkowski.



# Kez McCorvey

**WIDE RECEIVER**

Florida State 4th Year

Ht: 6-0 Wt: 180

Born: 1/23/72 (D-5b in '95)

83

## MCCORVEY'S SINGLE-GAME BESTS

RECEPTIONS: 1 vs. Chicago 11/27/97, vs. New York Jets

12/21/97

RECEIVING YARDS: 6 vs. Chicago 11/27/97

## MCCORVEY'S OFFENSIVE STATISTICS

| Year          | Receptions | Yards    | Average    | Long     | TD's     |
|---------------|------------|----------|------------|----------|----------|
| 1995          | 0          | 0        | 0.0        | 0        | 0        |
| 1996          | 0          | 0        | 0.0        | 0        | 0        |
| 1997          | 2          | 9        | 4.5        | 6        | 0        |
| <b>Career</b> | <b>2</b>   | <b>9</b> | <b>4.5</b> | <b>6</b> | <b>0</b> |

**GAMES PLAYED/ STARTED:** 1995 (1/0); 1996 (1/0); 1997 (7/0) [1/0] **TOTAL:** (9/0) [1/0]

**PRO:** Reserve wide receiver who saw little playing time in 1995-96, but began to

get more reps in practice and in games during the 1997 campaign... Solid route runner and has ability to catch the ball in traffic... Angling to edge into Lions' rotation at receiver... Standout possession receiver with deceptive speed and good leaping ability (37-inch vertical leap). **1997:** Appeared in career-

high seven contests as reserve receiver, and caught the first two balls of his career... Didn't appear in nine of team's first 12 games of the year, but played in the final four contests (and playoff game), both as receiver and on special teams (six tackles)... Reeled in first career reception (three yards) in Thanksgiving

Day game vs. Chicago (11/27)... Also caught one pass in regular season finale (six yards) vs. NY Jets (12/21) — grab was in final seconds of the first half and improved field position for a field goal on the last play of the half. **1996:** Was inactive for the first 14 games and regular season finale at San Francisco (12/23)... Saw his only action of the season (on special teams) vs. Green Bay (12/15). **1995:** Was inactive for 15 of Detroit's regular season contests (and NFC Wild Card game at Philadelphia)... Saw only game-action late in game vs. Cleveland (10/8), but did not catch a pass.

- **McCorvey is one of only two Florida State receivers (Ron Sellers) to have ever recorded more than 200 yards receiving in a game. McCorvey tallied 207 yards vs. Duke in 1994.**
- **McCorvey caught the first pass of his NFL career in Detroit's Thanksgiving Day game vs. Chicago on November 27, 1997.**

Florida in '94 regular season finale... Facing the Gators for the second time in as many games, he had four receptions for 84 yards, including a 16-yard game-winning TD in Florida State's 23-17 win over Florida in the '95 Sugar Bowl... Ranked 13th in the nation with an average of 6.17 catches per game in 1993, leading squad with 74 receptions for 966 yards (13.1 avg.) and six TD's... His 74 catches ranked second on the school's season record list, (behind Sellers' 86 grabs in

1968) and his 966 yards ranked sixth on the Seminoles' annual chart... Tied career-high with 11 receptions for 138 yards and a 20-yard TD grab vs. Notre Dame in '93... Gained 70 yards in five catches in an 18-16 decision over Nebraska in the 1994 Orange Bowl... Played in every game as a sophomore in 1992, catching at least one pass in 10 of those contests (finished year with 34 receptions for 521 yards and six TD's)... Started eight games at split end as a redshirt freshman in 1991, catching 22 passes for 303 yards (13.8 avg.)... Redshirted in 1990... All-District first-team and All-State honorable mention as a prep senior at Pascagoula (Miss.) High School... Caught 29 passes for 316 yards and seven TD's that year... Lettered three times in football, helping the team win the state title as a sophomore... Selected to play in the Mississippi-Alabama All-Star Game following his senior year... Graduated high school with a 3.6 grade point average... Earned his degree in sociology at Florida State... He and his wife, Loris, have a daughter, Imoni, 3, and a son, Kez, Jr... Born in Gautier, Mississippi.

**COLLEGE and PERSONAL:** First-team All-American pick by United Press International as a senior in 1994, as well as an All-ACC first-team choice in 1993-94... Left Tallahassee ranking second on Florida State's all-time list with 189 catches for 2,660 yards, topped only by Ron Sellers' 212 receptions for 3,598 yards (1966-68)... His 16 TD catches ranked seventh on the Seminoles' career chart at the time as well... Had at least one reception in his last 31 collegiate games... Led the team with 59 catches for 870 yards (14.7 avg.) and four TD's as a senior... Opened his junior season in 1994 with 11 receptions (tied career-high) for 107 yards and a pair of four-yard TD's in a 41-17 rout of Virginia... Hauled in 10 passes for 207 yards in a 59-20 defeat of Duke later in the year, becoming only the second player in school history to gain over 200 yards receiving in a game... Snatched nine passes for 127 yards in a 31-31 tie with



# Jim Miller

## QUARTERBACK

Michigan State 5th Year  
Ht: 6-2 Wt: 210

**GAMES PLAYED/  
STARTED:** 1994 (0/0); 1995  
(3/0); 1996 (2/1); 1997 (0/0)  
**TOTAL:** (5/1)

**PRO:** Signed as an unrestricted free agent with Lions on March 2, 1998... Spent time with Pittsburgh, Jacksonville and Atlanta during '97 campaign... Backup signal-caller during career, except for beginning of 1996 season when he was named Pittsburgh's starting QB coming out of training camp... Originally selected by the Steelers in the sixth round of the 1994 NFL Draft (178th overall). 1997: Began season with Pittsburgh, but was released in final training camp cut... Signed with Jacksonville on Sept. 2, released on Sept. 23 (did not see any action)... Signed with Atlanta on Oct. 27, and was inactive for team's final eight contests. 1996: Won three-way quarterback battle in Pittsburgh training camp for starting assignment on opening day... Completed nine-of-17 passes for 83 yards in only career start at Jacksonville (9/1) and was replaced in second half by Mike Tomczak... Did not see action in next seven contests... Subbed for Tomczak (concussion) for 2 1/2 quarters vs. St. Louis Rams (11/3)... Did not see action the rest of the season. 1995: Saw relief action in three games... Was inactive third quarterback vs. Detroit (9/3), but took first NFL snap in fourth quarter after Lions had knocked both starter Neil O'Donnell and backup Mike Tomczak from the game... Relieved Tomczak at Miami (9/18) in fourth quarter and finished the day 18-of-29 for 210 yards (all career-highs)... Threw first career touchdown pass in that contest — a 27-yard strike to close a 14-play, 88-yard drive... Relieved Tomczak in third quarter vs. Minnesota (9/24) and completed 15-of-27 attempts for 195 yards and a

### MILLER'S SINGLE-GAME BESTS

PASSING ATTEMPTS: 29 at Miami 9/18/95  
COMPLETIONS: 18 at Miami 9/18/95  
PASSING YARDS: 210 at Miami 9/18/95  
PASSING TD'S: 1 at Miami 9/18/95; vs. Minnesota 9/24/95  
LONG PASS: 42t vs. Minnesota 9/24/95

### MILLER'S OFFENSIVE STATISTICS

| Year            | PASSING   |           |            |             |            | RUSHING  |          |          |           |           |          |          |
|-----------------|-----------|-----------|------------|-------------|------------|----------|----------|----------|-----------|-----------|----------|----------|
|                 | Tot.      | Comp.     | Yards      | Pct.        | Long       | TD       | Int.     | No.      | Yards     | Avg.      | Long     | TD       |
| 1994 (Pitt.)    | 0         | 0         | 0          | 0           | 0          | 0        | 0        | 0        | 0         | 0.0       | 0        | 0        |
| 1995 (Pitt.)    | 56        | 32        | 397        | 57.1        | 42t        | 2        | 5        | 1        | 2         | 2.0       | 2        | 0        |
| 1996 (Pitt.)    | 25        | 13        | 123        | 52.0        | 17         | 0        | 0        | 2        | -4        | -2.0      | 0        | 0        |
| 1997 (Jax/Atl.) | 0         | 0         | 0          | 0.0         | 0          | 0        | 0        | 0        | 0         | 0         | 0        | 0        |
| <b>Career</b>   | <b>81</b> | <b>45</b> | <b>520</b> | <b>55.6</b> | <b>42t</b> | <b>2</b> | <b>5</b> | <b>3</b> | <b>-2</b> | <b>-6</b> | <b>2</b> | <b>0</b> |

- Miller's best game as a pro came in a Monday night relief assignment at Miami on Sept. 18, 1995. He entered the fourth quarter and completed 18-of-29 attempts for 210 yards and a touchdown.
- Miller was a college teammate of Lions' LB Rob Fredrickson and current Bears' (and former Lion) FB Ty Hallock.

TD... Threw interceptions on first two drives vs. Vikings, but settled down to lead teams' scoring drives of 80, 42 and 62 yards in the fourth quarter. 1994: Inactive for all 16 regular season games during rookie campaign... Played in World League for the Frankfort Galaxy following '94 season.

### COLLEGE and PERSONAL:

Set school records with 467 completions and 62.9 percent completion rate while at Michigan State... Ended Spartans' career ranked third on school all-time list with 5,037 passing yards and 746 pass attempts... Completed 215-of-336 (.640) for 2,269 yards and nine TD's and 10 INT's as a senior in 1993... Became Michigan State's starter in fourth game of 1991 season and finished his career in that role... Named Academic All-Big Ten as a freshman in 1990... Prep All-American pick at Kettering (Waterford, Mich.) High... Selected state player of the year as a high school senior after throwing for 1,465 yards and 11 TD's... Was team captain senior season, in addition to being named all-state, all-league and all-district... Earned same honors in baseball as a pitcher... Lettered three times in football and baseball and twice in basketball... Member of National Honor Society with 3.75 GPA... Earned degree in financial administration at Michigan State... Born James Donald Miller.



# Scott Mitchell

## QUARTERBACK

Utah 9th Year  
Ht: 6-6 Wt: 230  
Born: 1/2/68 (UFA in '94)

# 19

### GAMES PLAYED/

**STARTED:** 1990 (0/0);  
1991 (2/0); 1992 (16/0)  
[2/0]; 1993 (13/7); 1994  
(9/9); 1995 (16/16) [1/1];  
1996 (14/14); 1997 (16/16)  
[1/1] **TOTAL:** (86/62)  
[4/2]

**PRO:** Detroit's starting quarterback since 1994... Steadily climbing the team's all-time career passing charts — already second in completions (1,011), and third in both touchdown passes (90) and passing yards (12,195)... Lions' first long-term quarterback since Bobby Layne in 1950's... At 6' 6", has the height to see over both offensive and defensive lines, making it much easier to scan the field for open receivers... Re-wrote the Lions' seasonal quarterback record book in 1995 by completing 346-of-583 yards for 32 TD's (all team records)... Good mobility for his size, and not afraid to tuck the ball in and run... Left-hander has excellent accuracy and touch in short-to-mid range routes... Has become one of the best in the league at throwing the fade pattern... Signed by the Lions as an unrestricted free agent from Miami on March 6, 1994... In four seasons with Dolphins, was used primarily as a back-up to Dan Marino and as a holder for all placements... Played for the Orlando Thunder in the World League in 1992... Selected by the Dolphins in the fourth round of the 1990 draft (93rd overall). 1997: Enjoyed a solid season throughout, playing especially well in stretch at the end of the year... In final six games, completed 114-of-183 passes (.623) for 1,376 yards, eight TD's and four INT's... His 509 attempts, 293 completions and 3,484 passing yards were the second-highest seasonal totals in club history, trailing only his record-break-

### MITCHELL'S SINGLE-GAME BESTS

|                        |   |
|------------------------|---|
| PASSING ATTEMPTS:      | 50 (four times; Last vs. Tampa Bay 9/7/97)    |
| COMPLETIONS:           | 31 at Oakland 10/13/96                        |
| PASSING YARDS:         | 410 vs. Minnesota 11/23/95                    |
| PASSING TD'S:          | 4 vs. Minnesota 11/23/95; vs. Chicago 9/22/96 |
| LONG PASS:             | 91t at Tampa Bay 12/23/95                     |
| COMPLETION PERCENTAGE: | 80 at Tampa Bay 10/12/97                      |
| INTERCEPTIONS:         | 4 at Minnesota 9/1/96                         |
| RUSHING ATTEMPTS:      | 7 vs. Atlanta 8/31/97                         |
| RUSHING YARDS:         | 37 at Philadelphia 11/14/93                   |
| LONG RUSH:             | 32 at Philadelphia 11/14/93                   |

### MITCHELL'S OFFENSIVE STATISTICS

| Year          | Att.         | Comp.        | Yds.          | Pct.        | Long       | TD        | Int.      | No.        | Yds.       | Avg.       | Long      | TD        | Rating |
|---------------|--------------|--------------|---------------|-------------|------------|-----------|-----------|------------|------------|------------|-----------|-----------|--------|
| 1990 (Mia.)   | INACTIVE     |              |               |             |            |           |           |            |            |            |           |           |        |
| 1992 (Mia.)   | 8            | 2            | 32            | 25.0        | 18         | 0         | 1         | 8          | 10         | 1.3        | 8         | 0         |        |
| 1993 (Mia.)   | 233          | 133          | 1,773         | 57.1        | 77         | 12        | 8         | 21         | 89         | 4.2        | 32        | 0         |        |
| 1994          | 246          | 119          | 1,456         | 48.4        | 34         | 10        | 11        | 15         | 24         | 1.6        | 7         | 1         | 62.0   |
| 1995          | 583          | 346          | 4,338         | 59.3        | 91t        | 32        | 12        | 36         | 104        | 2.9        | 18        | 4         | 92.1   |
| 1996          | 437          | 253          | 2,917         | 57.9        | 62t        | 17        | 17        | 37         | 83         | 2.2        | 9         | 4         | 74.9   |
| 1997          | 509          | 293          | 3,484         | 56.3        | 79         | 19        | 14        | 37         | 83         | 2.2        | 13        | 1         | 79.3   |
| <b>Career</b> | <b>2,016</b> | <b>1,146</b> | <b>14,000</b> | <b>56.8</b> | <b>91t</b> | <b>90</b> | <b>63</b> | <b>124</b> | <b>393</b> | <b>3.2</b> | <b>32</b> | <b>10</b> |        |

ing '95 numbers... One of only 10 quarterbacks in the NFL to start all 16 regular season games for his respective team... Pilot of NFL's most productive two-minute offense in '97, scoring 87 points in the final two minutes of either the first or second half... Recorded team-record eighth 300-yard game (331 yards) vs. Tampa Bay (9/7)... Efficient performance at Chicago (9/14), guiding Lions' offense to 32 points and 404 total yards as he completed 16-of-25 passes for 215 yards and two TD's... Completed a career-high 80 percent of his passes (16-of-20) for 222 yards and a TD in win at Tampa Bay (10/12)... Forced out of contest at Washington (11/9) with a hamstring injury but returned to action the following week vs. Vikings... Played one of his best games of the season vs. Minnesota (11/16) completing 21-of-29 passes for 271 yards and two TD's — was named the Lions' offensive co-MVP (Kevin Glover and Herman Moore) by the coaches for his effort against Minnesota... Guided Lions' offense to 48 points (the Lions also scored a defensive TD) and season-high 495 yards on Thanksgiving Day vs. Chicago (11/27)...

Engineered clutch drives late in the game in two of season's last three games... In game at Miami (12/7), was six-of-seven for 79 yards in game-tying 96-yard drive... Also, in contest vs. Minnesota (12/14), he was seven-of-nine for 61 yards in game-winning 72-yard drive, including one-yard TD toss to Herman Moore... Completed 10-of-15 passes for 78 yards with one interception before leaving the game in the third quarter with a mild concussion in Wild Card playoff contest at Tampa Bay (12/28). **1996:** Played well early in year but was hampered by rib injury in the second half of the season... His 437 passing attempts and 253 completions are the third-highest seasonal totals in Lions' history, trailing only his numbers posted in 1995 and 1997... Had his best outing of the season vs. Chicago (9/22), throwing for four touchdown passes (tied career-high) and running for another, while completing a season-high 70.6 percent of his passes (24-of-34) for 336 yards... Threw for three TD's (20-of-37 for 276 yards) and ran for another score vs. Atlanta (10/6) — was named NFC Offensive Player of the Week for performance vs. Falcons... Tied team and career-high with 50 passing attempts at Oakland (10/13), completing a career-high 31 for a season-high 343 yards with three TD's and two INT's... Was designated as the team's third quarterback at Green Bay (11/3) due to rib injury suffered the previous week vs. the Giants... Returned to the starting lineup at San Diego (11/11), but left game early in the second half after aggravating rib injury — was five-of-nine for 49 yards against the Chargers before being forced to the sideline... Did not play vs. Seattle (11/17) due to rib injury... Returned to starting lineup at Chicago (11/24) the following week, completing 18-of-35 passes for 230 yards. **1995:** Enjoyed prolific season, breaking the Lions' all-time seasonal records for completions (346), attempts (583), passing yards (4,338) and touchdown passes (32)... Three of the previous records were held by Gary Danielson (252 completions in 1984, 417 attempts and 7,223 passing yards in 1980), with Bobby Layne holding the prior club mark for TD passes in a season with 26 in 1951... In the prior 22 years, only one starting Detroit quarterback had finished with a higher passer rating than Mitchell's 92.1 in 1995 (Dave Krieg's 101.8 in seven starts in '94)... Was one of only four QB's in the league (Brett Favre, Warren Moon and Jeff George) to throw for more than 4,000 yards and one of three (Favre and Moon) to record over 30 TD tosses in '95... Also owned the fourth-best TD-to-INT ratio in the NFL, trailing only Favre, Erik Kramer and Jim Harbaugh... Threw for two-or-more touchdowns in 11 of the Lions' 16 regular season contests... Garnered several post-season awards, including being named to College & Pro Football Newsweekly's All-Pro second team and Tom Jackson's All-Pro second team... Voted as an alternate to the 1996 NFC Pro Bowl squad... Named NFC Offensive Player of the Week following Detroit's win

over Green Bay (10/29)... Awarded the Miller Lite NFL Player of the Week after his record-breaking performance vs. Minnesota (11/23)... Became the first Lions' QB to start all 16 regular season games since Eric Hipple did so in 1983... Had stellar performance in Monday Night contest vs. San Francisco (9/25), completing 28-of-42 attempts for 291 yards and a TD. Also rushed for second TD of his career vs. the 49ers, putting the Lions ahead 10-0 with his one-yard lunge... Established then-career-highs for attempts (50) and completions (30) at Washington (10/22). Threw for 327 yards and directed club on five drives of 10 plays-or-more vs. the Redskins, in addition to throwing an interception and rushing twice for five yards... Outstanding performance vs. Green Bay (10/29) earned him NFC Offensive Player of the Week as he went 15-of-23 for 249 yards and three TD's... Completed 21-of-34 attempts for 260 yards and a TD vs. Tampa Bay (11/12)... Completed nine of his first 12 passes for 123 yards at Chicago (11/12) before being forced from the game with a sprained right ankle... Despite limited practice time, exploded for one of the best performances by a Lions' quarterback ever only four days later in Thanksgiving Day game vs. Minnesota (11/23). Finished 30-of-45 for a team-record 410 yards and career-high four TD's, en route to earning Miller Lite NFL Player of the Week honors... Had another outstanding game in Monday Night win vs. Chicago (12/4), completing 26-of-38 attempts for 320 yards and three touchdowns... Fought off continuous blitzes throughout the game at Houston (12/10), ending the day 16-of-36 for 283 yards and two TD's. He also averaged a season-high 17.7 yards per completion vs. the Oilers and surpassed Layne's single-season TD record that day... In regular season finale at Tampa Bay (12/23), he uncorked the longest completion of his career, a 91-yard strike to Brett Perriman and became the first Lion to ever throw for 4,000 yards in a season. Finished the day in Tampa 26-of-41 for 352 yards, two TD's and an INT, in addition to rushing three times for two yards (including a one-yard scoring sneak - his third of the season)... In NFC Wild Card playoff game at Philadelphia (12/30), he was 13-of-29 for 155 yards and a touchdown and season-high four INT's before being replaced by back-up Don Majkowski. **1994:** Broken bone in right (non-throwing) wrist suffered at Green Bay (11/6) ended season prematurely as he was placed on Injured Reserve shortly thereafter... Also suffered from tendonitis in his left (throwing) shoulder endured on hit at Minnesota (9/11)... Started all nine games prior to season-ending injury, completing 119-of-246 yards for 1,456 yards... When he led Detroit to 31-28 OT win over Atlanta in the season opener (9/4), he became the first Detroit QB to win his debut since Eric Hipple beat the Bears, 48-17, on Monday Night Football (10/19/81)... Threw three TD passes against the Falcons, including a 15-yarder to Anthony Carter that

tied the game with 30 seconds remaining (completed five-of-nine passes for 61 yards on the drive for the TD that tied the game)...

Completed a 30-yard pass to Brett Perriman to the Falcons' 19-yard line on the Lions' first play in the overtime to set up the game-winning field goal... Threw two TD passes and completed 13-of-27 for 174 yards against the Cowboys... Scored the first rushing TD of his career at Tampa Bay (10/2)... Completed 18-of-27 passes (.667) for 246 yards and two TD's vs. San Francisco (10/9)... Suffered a broken bone

in his right wrist in the second quarter at Green Bay (11/6). **1993:** Played in 13 games (seven starts) for Dolphins... Completed 133-of-233 passes for 1,173 yards, 12 touchdowns and eight interceptions... Finished fifth in the AFC and ninth in the NFL with a quarterback rating of 84.2... Was named AFC Offensive Player of the Month for October, when he completed 44-of-68 passes for 652 yards with six touchdowns and one interception, while leading the Dolphins to three straight wins... Made his first appearance at quarterback as the Dolphins were running out the clock at Buffalo (9/26), and also ran for one yard and a first down on a fake field goal... Replaced the injured Dan Marino at Cleveland (10/10), with his first pass being intercepted and returned 97 yards for a touchdown, giving the Browns a 14-10 lead... He recovered and completed 10-of-16 passes for 118 yards and two touchdowns (the first of his NFL career) to lead Miami to 24-14 win... Was named AFC Offensive Player of the Week for his effort against the Browns... Made his first NFL start vs. Indianapolis (10/24) the next week, completing 12-of-19 passes for 190 yards and a TD vs. the Colts... Threw for three touchdowns and 344 yards vs. Kansas City (10/31), completing 22-of-33 passes in the game (performance earned him AFC Offensive Player of the Week honors)... Completed 23-of-44 passes for 297 yards at N.Y. Jets (11/7)... Started his fourth straight game at Philadelphia (11/14), completing 8-of-17 passes for 150 yards... Rushed for career-high 37 yards in three attempts, including a career-long long run of 32 yards vs. Eagles... Left the game in the third quarter with a separated left shoulder... Missed the next three games due to shoulder injury, but returned (only as a holder on placements) vs. Pittsburgh (12/13)... Returned to the starting lineup vs. Buffalo (12/19), completing 12-of-24 passes for 155 yards, two touchdowns and two interceptions before Steve DeBerg relieved him in the third quarter... Started at San Diego (12/27), completing 24-of-40 passes for 260 yards, one touchdown and three interceptions... Made his third consecutive start in

• Mitchell needs only 64 completions, 419 passing attempts and 3,516 passing yards to become the Lions' all-time leader in each of those three categories.

• While playing with the Miami Dolphins, Mitchell appeared in a scene in the motion picture, "Ace Ventura Pet Detective".

the season finale at New England (1/2), completing 22-of-40 passes for 259 yards and a TD. **1992:**

Appeared in all 16 regular season games... Was the holder for field goals and PAT's... Saw action at quarterback in six games... Completed two of eight passes for 32 yards... Made his NFL debut at quarterback at Seattle (9/27), replacing the injured Dan Marino... Entered the game with the Dolphins trailing 17-12 with 6:35 left in the fourth quarter and facing a third-and-ten situation... Threw his first NFL pass for an 18-yard completion

to keep the drive alive... Marino returned to the game and three plays later threw a game-winning touchdown pass... Saw action in the AFC Divisional Playoff game (1/10/93) and had one rush for minus-one yard... Was the holder in the AFC Championship Game (1/17/93). **1991:** Appeared in two games as the holder for kicks... Was inactive for nine of the other 14 contests. **1990:** Inactive for all 16 regular season games and both playoff games.

**WORLD LEAGUE:** Started all ten regular season games and both post-season contests as Orlando advanced to the 1992 World Bowl championship game... The Thunder lost the championship game 21-17 to the Sacramento Surge... Led team to an 8-2 regular season record... Set World League single-season records for pass attempts with 361 and completions with 201... Passed for 2,213 yards, 12 touchdowns and seven interceptions... Rushed for 45 yards in 21 attempts with one touchdown... His interception percentage of 1.9 was the lowest in the World League... Threw for three touchdowns in 45-7 playoff win over Birmingham (5/30)... Completed 18-of-41 passes for 187 yards with two touchdowns and one interception against Sacramento in the World Bowl.

**COLLEGE and PERSONAL:** Was a two-year starter and three-year letterman at Utah... Entered the NFL draft following his junior season... Finished his college career with 10 NCAA and five Western Athletic Conference records in addition to virtually every school passing record... Totaled 8,981 yards, 69 touchdowns and 38 interceptions during his college career... Completed 669-of-1,165 career passing attempts... Averaged a TD pass every 9.6 completions in his college career and ranked 12th in NCAA career passing yardage at the end of his college career... Was first-team All-American as a junior... Completed 237-of-444 passes for 3,211 yards with a school-record 31 touchdowns and 19 interceptions... Totaled 4,322 passing yards as a sophomore in 1988, which was the fourth-best seasonal total in NCAA

history... Set NCAA, WAC and school records as a sophomore for yards passing (4,322) and pass attempts (533)... Named first-team All-WAC and second-team All-American following his sophomore season... Named WAC Offensive Player of the Year... Was redshirted as a freshman... Majored in economics at Utah... Attended Springville (Utah) High School... Earned all-state honors in football, basketball and baseball... Named All-American in football... Threw for 2,220 yards and 17 touchdowns as

he led his team to a 12-0 record and state title as a senior... Hobbies include fishing, camping and golf... Also has uncanny accuracy with a golf club — won the "Closest the Pin" competition at the 1997 Detroit Lions Invitational charity tournament... Featured player in Lions' "Cheer Up Card" Program... He and his wife, Kim, have a son, Joshua, 5, and two daughters, Haylee, 3, and Ashleigh, 1... Full name is William Scott Mitchell.

MITCHELL'S CAREER GAME-BY-GAME OFFENSIVE STATISTICS

| Date              | Opp.  | Score       | 1993 SEASON (w/Miami) |            |              |             |            |           |          | RUSHING   |           |            |           |    |
|-------------------|-------|-------------|-----------------------|------------|--------------|-------------|------------|-----------|----------|-----------|-----------|------------|-----------|----|
|                   |       |             | PASSING               |            |              |             |            |           |          |           |           |            |           |    |
|                   |       |             | Att.                  | Comp.      | Yds.         | Pct.        | Long       | TD        | Int.     | No.       | Yds.      | Avg.       | Long      | TD |
| 9/5               | @ Ind | W, 24-20    | 0                     | 0          | 0            | 0.0         | 0          | 0         | 0        | 0         | 0         | 0.0        | 0         | 0  |
| 9/12              | NYJ   | L, 14-24    | 0                     | 0          | 0            | 0.0         | 0          | 0         | 0        | 0         | 0.0       | 0          | 0         |    |
| 9/26              | @ Buf | W, 22-13    | 0                     | 0          | 0            | 0.0         | 0          | 0         | 0        | 1         | 1         | 1.0        | 1         |    |
| 10/4              | WASH  | W, 17-10    | 0                     | 0          | 0            | 0.0         | 0          | 0         | 0        | 0         | 0.0       | 0          | 0         |    |
| 10/10             | @ Cle | W, 24-14    | 16                    | 10         | 118          | 62.5        | 30         | 2         | 1        | 3         | 14        | 4.6        | 16        |    |
| 10/24             | INDY  | W, 41-27    | 19                    | 12         | 190          | 63.2        | 44t        | 1         | 0        | 3         | 2         | 0.7        | 4         |    |
| 10/31             | KC    | W, 30-10    | 33                    | 22         | 344          | 66.7        | 77t        | 3         | 0        | 3         | 12        | 4.0        | 7         |    |
| 11/7              | @ NYJ | L, 10-27    | 44                    | 23         | 297          | 52.3        | 65t        | 1         | 1        | 3         | 12        | 4.0        | 6         |    |
| 11/14             | @ Phi | W, 19-14    | 17                    | 8          | 150          | 47.1        | 69         | 1         | 1        | 3         | 37        | 12.3       | 32        |    |
| 11/21             | NE    | W, 17-13    | INACTIVE              |            |              |             |            |           |          |           |           |            |           |    |
| 11/25             | @ Dal | W, 16-14    | INACTIVE              |            |              |             |            |           |          |           |           |            |           |    |
| 12/5              | NYG   | L, 14-19    | INACTIVE              |            |              |             |            |           |          |           |           |            |           |    |
| 12/13             | PITT  | L, 20-21    | 0                     | 0          | 0            | 0.0         | 0          | 0         | 0        | 0         | 0.0       | 0          | 0         |    |
| 12/19             | BUF   | L, 34-47    | 24                    | 12         | 155          | 50.0        | 26         | 2         | 2        | 1         | 2         | 2.0        | 2         |    |
| 12/27             | @ SD  | L, 20-45    | 40                    | 24         | 260          | 60.0        | 23         | 1         | 3        | 2         | -2        | -1.0       | -2        |    |
| 1/2               | @ NE  | L, 20-23/OT | 40                    | 22         | 259          | 55.0        | 26         | 1         | 0        | 3         | 11        | 3.7        | 9         |    |
| <b>1993 Total</b> |       |             | <b>233</b>            | <b>133</b> | <b>1,773</b> | <b>57.1</b> | <b>77t</b> | <b>12</b> | <b>8</b> | <b>21</b> | <b>89</b> | <b>4.2</b> | <b>32</b> |    |

| Date              | Opp.  | Score        | 1994 SEASON     |            |              |             |           |           |           | RUSHING   |           |            |          |    |
|-------------------|-------|--------------|-----------------|------------|--------------|-------------|-----------|-----------|-----------|-----------|-----------|------------|----------|----|
|                   |       |              | PASSING         |            |              |             |           |           |           |           |           |            |          |    |
|                   |       |              | Att.            | Comp.      | Yds.         | Pct.        | Long      | TD        | Int.      | No.       | Yds.      | Avg.       | Long     | TD |
| 9/4               | ATL   | W, 31-28(OT) | 31              | 16         | 203          | 51.6        | 34        | 3         | 1         | 1         | 5         | 5.0        | 5        |    |
| 9/11              | @ Min | L, 3-10      | 40              | 18         | 212          | 45.0        | 32        | 0         | 1         | 1         | 7         | 7.0        | 7        |    |
| 9/19              | @ Dal | W, 20-17(OT) | 27              | 13         | 174          | 48.1        | 25        | 2         | 0         | 2         | 3         | 1.5        | 2        |    |
| 9/25              | NE    | L, 17-23     | 29              | 14         | 189          | 48.3        | 25        | 0         | 2         | 2         | 3         | 1.5        | 3        |    |
| 10/2              | @ TB  | L, 14-24     | 30              | 13         | 130          | 43.3        | 18        | 0         | 0         | 1         | 5         | 5.0        | 5        |    |
| 10/9              | SF    | L, 21-27     | 27              | 18         | 246          | 66.7        | 34        | 2         | 1         | 2         | -3        | -1.5       | 0        |    |
| 10/23             | CHI   | W, 21-16     | 17              | 6          | 59           | 35.3        | 21        | 1         | 1         | 5         | 3         | 0.6        | 5        |    |
| 10/30             | @ NYG | W, 28-25(OT) | 30              | 16         | 180          | 53.3        | 29        | 2         | 3         | 1         | 1         | 1.0        | 1        |    |
| 11/6              | @ GB  | L, 30-38     | 15              | 5          | 63           | 33.3        | 21        | 0         | 2         | 0         | 0         | 0.0        | 0        |    |
| 11/13             | TB    | W, 14-9      | INJURED RESERVE |            |              |             |           |           |           |           |           |            |          |    |
| 11/20             | @ Chi | L, 10-20     | INJURED RESERVE |            |              |             |           |           |           |           |           |            |          |    |
| 11/24             | BUF   | W, 35-21     | INJURED RESERVE |            |              |             |           |           |           |           |           |            |          |    |
| 12/4              | GB    | W, 34-31     | INJURED RESERVE |            |              |             |           |           |           |           |           |            |          |    |
| 12/10             | @ NYJ | W, 18-7      | INJURED RESERVE |            |              |             |           |           |           |           |           |            |          |    |
| 12/17             | MIN   | W, 41-19     | INJURED RESERVE |            |              |             |           |           |           |           |           |            |          |    |
| 12/25             | @ Mia | L, 20-27     | INJURED RESERVE |            |              |             |           |           |           |           |           |            |          |    |
| <b>1994 Total</b> |       |              | <b>246</b>      | <b>119</b> | <b>1,456</b> | <b>48.4</b> | <b>34</b> | <b>10</b> | <b>11</b> | <b>15</b> | <b>24</b> | <b>1.6</b> | <b>7</b> |    |

## 1995 SEASON

| Date       | Opp.   | Score        | PASSING |       |       |      |      |    | RUSHING |     |      |      |      |    |
|------------|--------|--------------|---------|-------|-------|------|------|----|---------|-----|------|------|------|----|
|            |        |              | Att.    | Comp. | Yds.  | Pct. | Long | TD | Int.    | No. | Yds. | Avg. | Long | TD |
| 9/3        | @ Pitt | L, 20-23     | 32      | 18    | 195   | 56.3 | 30   | 2  | 1       | 0   | 0    | 0.0  | 0    | 0  |
| 9/10       | @ Min  | L, 10-20     | 47      | 27    | 279   | 57.4 | 47t  | 1  | 1       | 1   | 18   | 18.0 | 18   | 0  |
| 9/17       | ARIZ   | L, 17-20     | 26      | 17    | 217   | 65.4 | 39t  | 1  | 0       | 3   | 8    | 2.7  | 9    | 0  |
| 9/25       | SF     | W, 27-24     | 42      | 28    | 291   | 66.7 | 25   | 1  | 0       | 5   | 6    | 1.2  | 3    | 1  |
| 10/8       | CLE    | W, 38-20     | 38      | 24    | 273   | 63.2 | 40   | 2  | 1       | 0   | 0    | 0.0  | 0    | 0  |
| 10/15      | @ GB   | L, 21-30     | 41      | 17    | 205   | 41.5 | 31   | 3  | 1       | 2   | 5    | 2.5  | 6    | 0  |
| 10/22      | @ Wash | L, 30-36(OT) | 50      | 30    | 327   | 60.0 | 51t  | 3  | 1       | 2   | 7    | 3.5  | 5    | 0  |
| 10/29      | GB     | W, 24-16     | 23      | 15    | 249   | 65.2 | 69t  | 3  | 0       | 3   | 2    | 0.7  | 4    | 0  |
| 11/5       | @ Atl  | L, 22-34     | 50      | 23    | 321   | 46.0 | 42   | 2  | 2       | 3   | 14   | 4.7  | 10t  | 1  |
| 11/12      | TB     | W, 27-24     | 34      | 21    | 260   | 61.8 | 37   | 1  | 0       | 3   | 10   | 3.3  | 10   | 1  |
| 11/19      | @ Chi  | W, 24-17     | 12      | 9     | 123   | 75.0 | 29   | 0  | 1       | 4   | 14   | 3.5  | 5    | 0  |
| 11/23      | MIN    | W, 44-38     | 45      | 30    | 410   | 66.7 | 29   | 4  | 1       | 1   | 1    | 1.0  | 1    | 0  |
| 12/4       | CHI    | W, 27-7      | 38      | 26    | 320   | 68.4 | 46t  | 3  | 0       | 1   | 1    | 1.0  | 1    | 0  |
| 12/10      | @ Hou  | W, 24-17     | 36      | 16    | 283   | 44.4 | 42   | 2  | 2       | 2   | 4    | 2.0  | 3    | 0  |
| 12/17      | JAX    | W, 44-0      | 28      | 19    | 233   | 67.9 | 27   | 2  | 0       | 3   | 12   | 4.0  | 5    | 0  |
| 12/23      | @ TB   | W, 37-10     | 41      | 26    | 352   | 63.4 | 91t  | 2  | 1       | 3   | 2    | 0.7  | 1t   | 1  |
| 1995 Total |        |              | 583     | 346   | 4,338 | 59.3 | 91t  | 32 | 12      | 36  | 104  | 2.9  | 18   | 4  |

## 1996 SEASON

| Date       | Opp.   | Score    | PASSING |       |       |      |      |    | RUSHING |     |      |      |      |    |
|------------|--------|----------|---------|-------|-------|------|------|----|---------|-----|------|------|------|----|
|            |        |          | Att.    | Comp. | Yds.  | Pct. | Long | TD | Int.    | No. | Yds. | Avg. | Long | TD |
| 9/1        | @ Min  | L, 13-17 | 41      | 20    | 260   | 48.7 | 29   | 1  | 4       | 1   | 3    | 3.0  | 3    | 0  |
| 9/8        | TB     | W, 21-6  | 27      | 14    | 131   | 51.9 | 23   | 1  | 0       | 4   | 1    | 0.3  | 2    | 0  |
| 9/15       | @ Phil | L, 17-24 | 26      | 14    | 177   | 53.8 | 34   | 0  | 1       | 3   | 11   | 3.7  | 8    | 0  |
| 9/22       | CHI    | W, 35-16 | 34      | 24    | 336   | 70.6 | 62t  | 4  | 1       | 6   | 8    | 1.3  | 6    | 1  |
| 9/29       | TB     | W, 27-0  | 32      | 21    | 230   | 65.6 | 33   | 2  | 0       | 1   | 4    | 4.0  | 4    | 0  |
| 10/6       | ATL    | W, 28-24 | 37      | 20    | 276   | 54.1 | 50   | 3  | 0       | 6   | 9    | 1.5  | 7    | 1  |
| 10/13      | @ Oak  | L, 21-37 | 50      | 31    | 343   | 62.0 | 28   | 3  | 2       | 3   | 11   | 3.7  | 8    | 0  |
| 10/27      | NYG    | L, 7-35  | 19      | 9     | 71    | 47.4 | 22   | 0  | 3       | 1   | 1    | 1.0  | 1    | 1  |
| 11/3       | @ GB   | L, 18-28 |         |       |       |      |      |    |         |     |      |      |      |    |
| 11/11      | @ SD   | L, 21-27 | 9       | 5     | 49    | 55.6 | 11   | 0  | 0       | 0   | 0    | 0.0  | 0    | 0  |
| 11/17      | SEA    | W, 17-16 |         |       |       |      |      |    |         |     |      |      |      |    |
| 11/24      | @ Chi  | L, 14-31 | 35      | 18    | 230   | 51.4 | 25   | 0  | 3       | 2   | 2    | 1.0  | 1    | 1  |
| 11/28      | KC     | L, 24-28 | 29      | 18    | 247   | 62.1 | 44   | 1  | 2       | 3   | 10   | 3.3  | 5    | 0  |
| 12/8       | Min    | L, 22-24 | 31      | 21    | 250   | 67.7 | 32   | 1  | 0       | 2   | 10   | 5.0  | 8    | 0  |
| 12/15      | GB     | L, 3-31  | 40      | 23    | 207   | 57.5 | 21   | 0  | 1       | 1   | 2    | 2.0  | 2    | 0  |
| 12/23      | @ SF   | L, 14-24 | 27      | 15    | 110   | 55.6 | 23   | 1  | 0       | 4   | 11   | 2.8  | 9    | 0  |
| 1996 Total |        |          | 437     | 253   | 2,917 | 57.9 | 62t  | 17 | 17      | 37  | 83   | 2.2  | 9    | 4  |

## 1997 SEASON

| Date       | Opp.   | Score        | PASSING |       |       |      |      |    | RUSHING |     |      |      |      |    |
|------------|--------|--------------|---------|-------|-------|------|------|----|---------|-----|------|------|------|----|
|            |        |              | Att.    | Comp. | Yds.  | Pct. | Long | TD | Int.    | No. | Yds. | Avg. | Long | TD |
| 8/31       | ATL    | W, 28-17     | 30      | 12    | 205   | 40.0 | 43t  | 2  | 1       | 7   | 13   | 1.9  | 8    | 0  |
| 9/7        | TB     | L, 17-24     | 50      | 29    | 331   | 58.0 | 73t  | 2  | 1       | 1   | 1    | 1.0  | 1    | 0  |
| 9/14       | @ Chi  | W, 32-7      | 25      | 16    | 215   | 64.0 | 37   | 2  | 0       | 4   | 11   | 2.8  | 5    | 0  |
| 9/21       | @ NO   | L, 17-35     | 43      | 24    | 253   | 55.8 | 38   | 2  | 3       | 0   | 0    | 0.0  | 0    | 0  |
| 9/28       | GB     | W, 26-15     | 27      | 17    | 215   | 62.9 | 45   | 1  | 0       | 3   | -2   | -0.7 | 0    | 0  |
| 10/5       | @ Buf  | L, 13-22     | 38      | 20    | 221   | 52.6 | 31   | 0  | 1       | 2   | 11   | 5.5  | 8    | 1  |
| 10/12      | @ TB   | W, 27-9      | 20      | 16    | 222   | 80.0 | 79   | 1  | 0       | 3   | 17   | 4.2  | 3    | 0  |
| 10/19      | NYG    | L, 20-26(OT) | 32      | 19    | 243   | 59.4 | 28   | 1  | 0       | 2   | -1   | -0.5 | 0    | 0  |
| 11/2       | @ GB   | L, 10-20     | 47      | 21    | 158   | 44.7 | 33   | 0  | 4       | 3   | 18   | 6.0  | 13   | 0  |
| 11/9       | @ Wash | L, 7-30      | 14      | 5     | 53    | 35.7 | 22   | 0  | 0       | 0   | 0    | 0.0  | 0    | 0  |
| 11/16      | MIN    | W, 38-15     | 29      | 21    | 271   | 72.4 | 36   | 2  | 0       | 0   | 0    | 0.0  | 0    | 0  |
| 11/23      | INDY   | W, 32-10     | 28      | 16    | 150   | 57.1 | 20   | 0  | 0       | 2   | 4    | 2.0  | 3    | 0  |
| 11/27      | CHI    | W, 55-20     | 31      | 20    | 282   | 64.5 | 50t  | 2  | 1       | 0   | 0    | 0.0  | 0    | 0  |
| 12/7       | @ Mia  | L, 30-33     | 29      | 19    | 288   | 65.5 | 41   | 2  | 2       | 2   | 2    | 1.0  | 2    | 0  |
| 12/14      | @ Min  | W, 14-13     | 38      | 23    | 255   | 60.5 | 32   | 2  | 1       | 3   | 7    | 2.3  | 6    | 0  |
| 12/21      | NYJ    | W, 13-10     | 28      | 15    | 122   | 53.6 | 19   | 0  | 0       | 5   | 12   | 2.4  | 8    | 0  |
| 1997 Total |        |              | 509     | 293   | 3,484 | 57.6 | 79   | 19 | 14      | 37  | 83   | 2.2  | 13   | 1  |



# Herman Moore

**WIDE RECEIVER**

Virginia 8th Year

Ht: 6-3 Wt: 210

Born: 10/20/69 (D-1 in '91)

# 84

**GAMES PLAYED/  
STARTED:** 1991 (13/1)  
[2/2]; 1992 (12/11) 1993  
(15/15) [1/1]; 1994  
(16/16) [1/1]; 1995  
(16/16) [1/1]; 1996  
(16/16); 1997 (16/16)  
[1/1] **TOTAL:** (104/91)  
[6/6]

**PRO:** Recognized around the league as one of the game's most potent offensive weapons... Virtually in a class of his own in NFL wide receiving circles... Few in the game can match his combination of athleticism, grace and strength on either side of the ball... Uses his height and leaping ability (he owns Virginia's school record in the high jump) to routinely soar over defensive backs to make tough catches... One of the few receivers of our age who can be classified as both a possession receiver and someone who can routinely beat a defender deep... One of only two players (Jerry Rice, 1994-96) in NFL history to record three consecutive seasons with 100-or-more receptions (1995-97)... Surpassed the 500-reception total during '97 campaign (vs. Minnesota on Nov. 16), becoming the third-fastest player in league history to do so (99 games)... Lions' all-time leader in receptions (528), receiving yards (5,484) and touchdown catches (52)... Enjoyed one of the most remarkable seasons a receiver has ever produced in 1995, breaking the league record for most receptions in a season (123), notching 1,686 receiving yards (fourth-highest total in NFL history) and collecting 14 TD's (one short of Cloyce Box's club record of 15 set in 1952)... Became the first Lion to record two consecutive 100-catch seasons (now three in a row)... Has caught at least one pass in his last 92 games (98 including six playoff contests)... Was the first Lion to total over 1,000 receiving yards three straight years (now four in a row — 1994-97)... Has 30 career 100-yard receiving games (Lions are 20-10 in those contests)... Has become much stronger and more durable than earlier in his pro career, due

### MOORE'S SINGLE-GAME BESTS

RECEPTIONS: 14 vs. Chicago 12/4/95  
RECEIVING YARDS: 183 vs. Chicago 12/4/95  
TOUCHDOWNS: 3 vs. Green Bay 10/29/95  
LONG RECEPTION: 93t at Minnesota 10/31/93

### MOORE'S OFFENSIVE STATISTICS

| Year          | Receptions | Yards        | Average     | Long       | TD        |
|---------------|------------|--------------|-------------|------------|-----------|
| 1991          | 11         | 135          | 12.3        | 21         | 0         |
| 1992          | 51         | 966          | 18.9        | 77t        | 4         |
| 1993          | 61         | 935          | 15.4        | 93t        | 6         |
| 1994          | 72         | 1,173        | 16.3        | 51t        | 11        |
| 1995          | 123        | 1,686        | 13.7        | 69t        | 14        |
| 1996          | 106        | 1,296        | 12.2        | 50t        | 9         |
| 1997          | 104        | 1,293        | 12.4        | 79         | 8         |
| <b>Career</b> | <b>528</b> | <b>7,484</b> | <b>14.2</b> | <b>93t</b> | <b>52</b> |

in part to an off-season workout regimen shared with his wife, Angela, also a former track standout at Virginia... Constantly double-teamed by opposing defensive backs... Perennial All-Pro who has been named to the last four NFC Pro Bowl squads (last three as a starter)... Lions' first round selection in the 1991 NFL Draft (10th overall pick). 1997: Shared the NFL receptions title (Oakland's Tim Brown) with 104 catches for 1,293 yards... He and Barry Sanders became the first teammates in the league since 1954 to win at least a share of both the rushing and receiving titles in the same year — San Francisco's Bill Wilson (tied for lead with 60 catches) and Joe Perry (1,049 yards) were the first players to accomplish this... Consensus first-team All-Pro selection by virtually all news outlets... Selected to his fourth straight Pro Bowl appearance (third straight start)... Caught seven passes for 115 yards and two TD's in season opener vs. Atlanta (8/31), the ninth multi-touchdown game of his career... Recorded four consecutive 100-yard games (Weeks 4-7) matching the longest streak of his career... Reeled in 10 passes for season-high 130 yards vs. Minnesota (11/16) and was named NFC Offensive Player of the Week for his effort... Caught his 50th career touchdown pass vs. Chicago (11/27)... Scored the game-tying points with a TD catch and two-point conversion with just over a minute remaining at Miami (12/7)... Courageous effort at Minnesota (12/14), catching six balls for 65 yards, including game-winning TD grab with three

seconds remaining — played the entire game with a painful foot ailment and a finger injury on each hand and didn't practice during the week leading up to the game... Made four catches for 44 yards in Wild Card playoff game at Tampa Bay (12/28). 1996: Earned first-team All-Pro honors from Associated Press and voted to his third straight Pro Bowl appearance (second straight start)... Named All-Pro second team by College and Pro Football Newsweekly... Finished second in the league with 106 catches (only two catches behind league leader Jerry Rice with 108) and third in the NFL with 1,296 receiving yards... He and Brett Perriman combined to catch 200 passes, more than any other receiving duo in the league... Led team in catches in eight games and tied for the team lead in one other contest... Was named the Lions' 1996 True Value/NFL Man of the Year for the second straight year, honoring him for his contributions both on and off the field... Started the season with a bang as he caught 12 passes for 157 yards and a TD at Minnesota (9/1)... His 12 receptions tied the second-highest single game total in team history (he holds the record with 14 grabs vs. Chicago on Dec. 4, 1995)... Caught eight passes for 84 yards and a TD the following week vs. Tampa Bay (9/8)... Posted his second 100-yard game of the season with 104 yards on nine catches with one TD at Tampa Bay (9/29)... Totaled 107 yards on only three catches vs. Atlanta (10/6) — two of his three receptions against the Falcons went for scores, including a 50-yarder... The following week at Oakland (10/13), he recorded his third straight 100-yard outing with 109 yards on 10 catches with two TD's — game vs. Raiders was also his second double-digit reception game of the season and his second consecutive game with two TD's... Went over the 100-yard mark for the fifth time in 1996 with 126 yards on nine catches vs. Minnesota (12/8)... Entered the season finale at San Francisco (12/23) five catches behind league-leader Jerry Rice, but fell short in his bid to capture his second straight NFL receptions title, as Rice finished two catches ahead of him. 1995: He and fellow wide receiver Brett Perriman broke two NFL marks during the season — most receptions in a season by a tandem with 231 grabs (breaking Minnesota's Jake Reed and Carter's previous mark of 207 set in 1994), and for most receiving yards in a season by a duo with 3,174 yards (surpassing Houston's Charley Hennigan and Bill Groman, who tallied 2,921 yards in 1961)... A member of virtually everyone's All-Pro squad following his unbelievable '95 season, including The Associated Press, College & Pro Football Newsweekly, Football Digest, Pro Football Weekly/Pro Football Writers of America, The Sporting News and ESPN's Tom Jackson... Also chosen All-NFC by Football News and United Press International... Was named the Lions' Offensive MVP and an All-Madden Team member... Sport Magazine named him one of their three NFL MVP's (joining Emmitt Smith and Brett Favre) for the

year... A finalist for the NFL Miller Lite Player of the Year... Was named the Lions' 1995 True Value/NFL Man of the Year, honoring him for his contributions both on and off the field... Won Miller Lite Player of the Week honors for his performance (10/29) vs. Green Bay. In that game, he became the first Lions' receiver to catch three TD passes in a game since Leonard Thompson did so on Nov. 28, 1985... Recipient of NFC Offensive Player of the Week award after Lions' Monday Night game vs. Chicago (12/4)... Went over the 100-yard mark a club-record 10 times (in addition to Lions' NFC Wild Card playoff game), as he had done so only nine times in the first four years of his career... Also caught 10-or-more passes four times in '95 (his career-high was nine entering the season)... Chosen as a starter (alongside Jerry Rice) in the 1996 Pro Bowl, his second consecutive appearance... His 123 receptions and 1,686 receiving yards shattered the Lions' previous club marks, which had been held by James Jones (77 receptions in 1984) and Pat Studstill (1,266 yards in 1966)... He and Perriman also popped for more than 100 yards in receiving yards apiece in five games — at Washington (10/22), vs. Tampa Bay (11/12), vs. Minnesota (11/23), at Houston (12/10) and at Tampa Bay (12/23) — the last time that had happened in a game prior to '95 was Dec. 22, 1985 when Thompson collected 101 yards on nine catches and Pete Mandley rolled up 127 yards on five grabs... Opened the season at Pittsburgh (9/3) in fine fashion, catching 10 balls for 131 yards and a score... Sat out the week of practice prior to the game at Minnesota (9/10) due to a sprained ankle, but pitched in four receptions for 73 yards vs. the Vikes, including an acrobatic 47-yard TD catch to knot the score at 7-7 in the first quarter... Chipped in with six receptions for 73 yards in Monday Night win vs. San Francisco (9/25), including a leaping 20-yard TD grab in the back of the end-zone over two defenders... Had 125 yards on a game-high nine catches vs. Cleveland (10/8)... Had his first of three multi-TD games of the season at Green Bay (10/15), latching onto four balls for 41 yards and two touchdowns... Equaled his then-career-high at Washington (10/22) with 10 grabs for 102 yards and a score... Followed that six-reception, 147-yard outburst vs. Green Bay (10/29) up with a then-career-best 176-yard outing on nine catches at Atlanta (11/5)... Notched his fourth consecutive 100-yard game vs. Tampa Bay (11/12), latching onto nine balls for 104 yards... Sealed the Lions' win at Chicago (11/19) with his 11-yard TD catch from Don Majkowski with 2:32 remaining — catch was one of six catches for 68 yards on the day... Joined Perriman and Johnnie Morton as one of three Detroit receivers to go over the 100-yard plateau (first time in club history) in the Lions' offensive onslaught vs. Minnesota on Thanksgiving Day (11/23). Moore had eight grabs for 127 yards and a TD, Perriman reeled in 12 balls for 153 yards and two TD's, and Morton turned seven

receptions into 102 yards and a TD as the three were chosen to share John Madden's post-game Thanksgiving turkey... Erupted for a club-record 14 receptions on a personal-best 183 yards in Monday Night win vs. Chicago (12/4). Performance included a nifty 46-yard TD grab in which Moore eluded several Bears on a short out-pattern and rambled down the sideline to the endzone... Capped third straight 100-yard effort at Houston (12/10) in grabbing seven balls for 105 yards and two TD's (of 13 and 14 yards), which tied Moore with Terry Barr and Leonard Thompson for the Lions' all-time career lead in touchdown receptions with 35... Collected 10 receptions for 105 yards at Tampa Bay (12/23), giving him 123 catches on the season and the all-time NFL record for receptions in a season, (overtaking Cris Carter's 122 catches in 1994-95)... Notched seven receptions for 133 yards in NFC Wild Card playoff game at Philadelphia (12/30), including a 68-yard TD grab, the second-longest pass play in Lions' post-season history. **1994:** Established himself as one of the top receivers in the NFL...

Played in his first Pro Bowl (replacing San Francisco's Jerry Rice)... Was named to the USA Today's "All Joe Team", which named the most underrated players in the league, for the second straight year... Named second-team All-Pro by Tom Jackson's Pro Football Update... Went over the 1,000-yard mark for the first time in his career (1,173 yards)... Yardage total was the second-highest in team

history and he became only the seventh player in club history to total over 1,000 receiving yards in a season... His 72 catches were the most ever by a Lions' receiver and the second-highest total in team history... He tied for the fourth-highest total in Lions' history with 11 TD catches... Tied a team record with TD catches in six consecutive games... Of his 72 catches, 54 went for first downs... Caught six passes for 84 yards and one TD in the season opener vs. Atlanta (9/4)... Scored his third TD vs. San Francisco (10/9), catching three passes for 65 yards in the game... Had an outstanding game at N.Y. Giants (10/30), grabbing a career-high nine passes for 106 yards and two TD's... Caught a pass and ran 29 yards to set up the game-winning field goal in overtime against the Giants... Turned in one of the best performances of his career at Green Bay (11/6), setting a then-career-high with 151 receiving yards and tying his career-best with two TD's against the Packers... Established a then-career-high with 169 receiving yards (on seven catches) vs. Buffalo on Thanksgiving Day — touchdown that day came on a 51-yard flea-flicker on the

Lions' second play of the game... Had his streak of consecutive games with a TD reception broken at six at N.Y. Jets (12/10), as he caught six passes for 70 yards against the Jets... Caught two passes for 52 yards in the Wild Card playoff game at Green Bay (12/31). **1993:** Led team with 61 catches, 935 receiving yards and six touchdowns... Was named to the USA Today's "All Joe Team"... Scored a TD on a 21-yard pass in the season opener vs. Atlanta (9/5), and caught four passes for 113 yards in the game with a long reception of 72 yards... Led team with five catches for 49 yards, including a leaping grab to keep the drive for the game-winning field goal alive at New England (9/12)... Set a career-high with two TD's and tied career-high with eight receptions for 98 yards, all in the first half vs. Seattle (10/17)... Totaled a career-high 120 receiving yards in six catches at L.A. Rams (11/24)... Caught a career-long 93-yard TD pass, the fourth-longest pass in Lions' history... His TD, on the first play of the fourth quarter was the first of 17 unanswered points scored by the Lions to erase a 27-

13 Vikings game lead... Injured his ankle in the fourth quarter of the Vikings game, forcing him to miss the contest vs. Tampa Bay (11/7)... Caught one pass for 20 yards in the Wild Card playoff game vs. Green Bay (1/8/94). **1992:** Led the team with 966 receiving yards and was second with 51 catches and four TD catches despite sitting out four games... Caught six passes for 82 yards in the season opener at Chicago (9/6)... Placed on Injured Reserve September 11, missed the next four games... Activated from Injured Reserve

October 14... Started his first game back, at Minnesota (10/15), catching three passes for 76 yards, including a spectacular touchdown grab where he took the ball away from two defenders in the end zone... Set a career-high with 108 receiving yards on three catches at Tampa Bay (10/25), and scored a touchdown on a 63-yard pass play in which he broke two tackles on his way to the end zone... Recorded the longest reception of his career, a 77-yard TD, vs. Houston (11/26), totaling two receptions for 88 yards in the game... Set new career-highs with eight catches and 114 yards with one touchdown at Green Bay (12/6). **1991:** Tapped into great potential late in the season... Made one start during the 1991 regular season, then drew the starting 'Z' (wide-right) assignment for the Lions' two playoff contests... First reception of his pro career came vs. Miami (9/15), a 14-yarder from Rodney Peete... Saw first extensive action in place of injured Robert Clark versus Dallas (10/27), catching two passes for 18 yards... First career start came at Chicago (11/3), as he led the team with five catches for 70 yards... Had

• Moore is one of only two players in NFL history (Jerry Rice) to record 100 receptions in three consecutive seasons, and would become the only man ever to do so in four straight years with 100 catches in 1998.

• Moore has 30 career 100-yard receiving games, which is tied for 10th on the NFL's all-time list.

spectacular outing as a starter against Dallas in the divisional playoffs, hauling in six passes for 87 yards and his first pro touchdown, a seven-yarder from Erik Kramer ... Followed that performance with four catches for 69 yards at Washington in the NFC Championship Game.

**COLLEGE and PERSONAL:** A standout on both the football and track teams at Virginia, he holds the school's career records for both receiving yardage (2,504) and touchdown catches (27)... Finished third on the Cavalier all-time receptions list with 114... Entered the NFL draft after his junior season at Virginia... As a junior at Virginia (1990), earned consensus First-Team All-America honors (AP, UPI, College & Pro Football Newsweekly, Sporting News, Football News, Poor Man's Guide)... First-Team All-Atlantic Coast Conference selection and finished second in voting for the ACC Player-of-the-Year Award... Led the conference and was third in the nation with 108.2 receiving yards per game... Set an NCAA record with at least one TD catch in nine consecutive games... Set school records in 1990 with 54 catches, 1190 yards (22.0 average) and 13 TD's... Set a then-school-record in 1989 as a sophomore with 10 TD catches... Also competed in the high jump for the

Virginia track squad, winning the 1988 ACC Indoor Championship (with a school-record leap of 7' 2 1/2"), the 1990 ACC Indoor title, and the 1990 ACC Outdoor title (7' 2 3/4")... First-team All-District and All-Metro selection as a senior wide receiver and placekicker at George Washington (Danville, Va.) High School... First-team All-Region and second team All-State wide receiver that year... Set school record for longest field goal with a 48-yarder... Also lettered in basketball and track... Herman and wife, Angela are the Honorary Co-Chairpersons for the annual "Docs and Jocks Run", a fundraiser to benefit Detroit Lions Charities... Has hosted various functions in and around Detroit via his "Catch 84" Foundation... Lions' United Way spokesman in 1996-97... Holds annual celebrity/alumni charity basketball game at the University of Virginia to benefit their Children's Medical Center... Holds annual youth football camp in Detroit for underprivileged youth... Featured player in Lions' "Cheer Up Card" Program... Co-hosts Lions' radio show each Monday on Lions' flagship radio station, in addition to television work on local ABC affiliate on Sunday nights... Graduated in May, 1991, with a degree in rhetoric and communication studies... Herman and Angela have two sons, Aaron and Ashton.

### MOORE'S GAME-BY-GAME CAREER RECEIVING STATISTICS

| Date              | Opp.   | Score         | 1991 SEASON |              |             |           |          |
|-------------------|--------|---------------|-------------|--------------|-------------|-----------|----------|
|                   |        |               | Receptions  | Yards        | Average     | Long      | TD       |
| 9/1               | @ Wash | L, 0-45       | 0           | 0            | 0.0         | 0         | 0        |
| 9/8               | GB     | W, 25-14      | 0           | 0            | 0.0         | 0         | 0        |
| 9/15              | MIA    | W, 17-13      | 1           | 14           | 14.0        | 14        | 0        |
| 9/22              | @ Ind  | W, 24-3       | 0           | 0            | 0.0         | 0         | 0        |
| 9/29              | TB     | W, 31-3       | 0           | 0            | 0.0         | 0         | 0        |
| 10/6              | MIN    | W, 24-20      | 0           | 0            | 0.0         | 0         | 0        |
| 10/20             | @ SF   | L, 3-35       | 1           | 8            | 8.0         | 8         | 0        |
| 10/27             | DAL    | W, 34-10      | 2           | 18           | 9.0         | 11        | 0        |
| 11/3              | @ Chi  | L, 10-20      | 5           | 70           | 14.0        | 19        | 0        |
| 11/10             | @ TB   | L, 30-21      |             | DID NOT PLAY |             |           |          |
| 11/17             | RAMS   | W, 10-21      |             | DID NOT PLAY |             |           |          |
| 11/24             | @ Min  | W, 34-14      | 0           | 0            | 0.0         | 0         | 0        |
| 11/28             | CHI    | W, 16-6       | 0           | 0            | 0.0         | 0         | 0        |
| 12/8              | NYJ    | W, 34-20      |             | DID NOT PLAY |             |           |          |
| 12/15             | @ GB   | W, 21-17      | 0           | 0            | 0.0         | 0         | 0        |
| 12/22             | @ Buf  | W, 17-14 (OT) | 2           | 25           | 12.5        | 21        | 0        |
| <b>1991 Total</b> |        |               | <b>11</b>   | <b>135</b>   | <b>12.3</b> | <b>21</b> | <b>0</b> |

| 1992 SEASON       |        |          |            |                 |             |            |          |
|-------------------|--------|----------|------------|-----------------|-------------|------------|----------|
| Date              | Opp.   | Score    | Receptions | Yards           | Average     | Long       | TD       |
| 9/6               | @ Chi  | L, 24-27 | 6          | 82              | 13.7        | 18         | 0        |
| 9/13              | MIN    | W, 31-17 |            | INJURED RESERVE |             |            |          |
| 9/20              | @ Wash | L, 10-13 |            | INJURED RESERVE |             |            |          |
| 9/27              | TB     | L, 23-27 |            | INJURED RESERVE |             |            |          |
| 10/4              | NO     | L, 7-13  |            | INJURED RESERVE |             |            |          |
| 10/15             | @ Min  | L, 14-31 | 3          | 76              | 25.3        | 47t        | 1        |
| 10/25             | @ TB   | W, 38- 7 | 3          | 108             | 36          | 63t        | 1        |
| 11/1              | GB     | L, 13-27 | 3          | 43              | 14.3        | 18         | 0        |
| 11/8              | DAI    | L, 3-37  | 4          | 57              | 14.3        | 29         | 0        |
| 11/15             | @ Pitt | L, 14-17 | 5          | 71              | 14.2        | 24         | 0        |
| 11/22             | @ Cin  | W, 19-13 | 5          | 86              | 17.2        | 32         | 0        |
| 11/26             | HOU    | L, 21-24 | 2          | 88              | 44.0        | 77t        | 1        |
| 12/6              | @ GB   | L, 10-38 | 8          | 114             | 14.3        | 45         | 1        |
| 12/13             | CLE    | W, 24-14 | 2          | 52              | 26.0        | 41         | 0        |
| 12/20             | CHI    | W, 16- 3 | 3          | 108             | 36          | 59         | 0        |
| 12/28             | @ SF   | L, 6-24  | 7          | 81              | 11.6        | 32         | 0        |
| <b>1992 Total</b> |        |          | <b>51</b>  | <b>966</b>      | <b>18.9</b> | <b>77t</b> | <b>4</b> |

| 1993 SEASON       |              |               |            |              |             |            |          |
|-------------------|--------------|---------------|------------|--------------|-------------|------------|----------|
| Date              | Team         | Score         | Receptions | Yards        | Average     | Long       | TD       |
| 9/5               | ATL          | W, 30-13      | 4          | 113          | 28.3        | 72         | 1        |
| 9/12              | @ NE         | W, 19-16 (OT) | 5          | 49           | 9.8         | 13         | 0        |
| 9/19              | @ NO         | L, 3-14       | 4          | 42           | 10.5        | 12         | 0        |
| 9/26              | PHOE         | W, 26-20      | 5          | 79           | 15.8        | 32         | 0        |
| 10/3              | @ TB         | L, 10-27      | 3          | 27           | 9.0         | 13         | 0        |
| 10/17             | SEA          | W, 30-10      | 8          | 98           | 12.3        | 15         | 2        |
| 10/24             | @ L. A. Rams | W, 16-13      | 6          | 120          | 20.0        | 42         | 0        |
| 10/31             | @ Min        | W, 30-27      | 3          | 113          | 37.7        | 93t        | 1        |
| 11/7              | TB           | W, 23-0       |            | DID NOT PLAY |             |            |          |
| 11/21             | @ GB         | L, 17-26      | 2          | 8            | 4.0         | 6          | 0        |
| 11/25             | CHI          | L, 6-10       | 7          | 61           | 8.7         | 12         | 0        |
| 12/5              | MIN          | L, 0-13       | 2          | 12           | 6.0         | 6          | 0        |
| 12/12             | @ Phoe       | W, 21-14      | 3          | 66           | 22.0        | 48         | 1        |
| 12/19             | SF           | L, 17-55      | 4          | 74           | 18.5        | 31t        | 1        |
| 12/26             | @ Chi        | W, 20-14      | 3          | 42           | 14.0        | 17         | 0        |
| 1/2               | GB           | W, 30-20      | 2          | 31           | 15.5        | 17         | 0        |
| <b>1993 Total</b> |              |               | <b>61</b>  | <b>935</b>   | <b>15.3</b> | <b>93t</b> | <b>6</b> |

| 1994 SEASON       |       |               |            |              |             |            |           |
|-------------------|-------|---------------|------------|--------------|-------------|------------|-----------|
| Date              | Team  | Score         | Receptions | Yards        | Average     | Long       | TD        |
| 9/4               | ATL   | W, 31-28 (OT) | 6          | 84           | 14.0        | 34         | 1         |
| 9/11              | @ Min | L, 3-10       | 5          | 97           | 19.4        | 32         | 0         |
| 9/19              | @ Dal | W, 20-17 (OT) | 6          | 81           | 13.5        | 25         | 1         |
| 9/25              | NE    | L, 17-23      | 5          | 92           | 18.4        | 25         | 0         |
| 10/2              | @ TB  | L, 14-24      | 3          | 44           | 14.7        | 18         | 0         |
| 10/9              | SF    | L, 21-27      | 3          | 65           | 21.7        | 34         | 1         |
| 10/23             | CHI   | W, 21-16      | 1          | 14           | 14.0        | 14         | 0         |
| 10/30             | @ NYG | W, 28-25 (OT) | 9          | 106          | 11.8        | 29         | 2         |
| 11/6              | @ GB  | L, 30-38      | 8          | 151          | 18.9        | 49         | 2         |
| 11/13             | TB    | W, 14-9       | 1          | 9            | 9.0         | 9          | 1         |
| 11/20             | @ Chi | L, 10-20      | 2          | 19           | 9.5         | 19         | 1         |
| 11/24             | BUF   | W, 35-21      | 7          | 169          | 24.1        | 51t        | 1         |
| 12/4              | GB    | W, 34-31      | 3          | 55           | 18.3        | 27         | 1         |
| 12/10             | @ NYJ | W, 18-7       | 6          | 70           | 11.7        | 31         | 0         |
| 12/17             | MIN   | W, 41-19      | 2          | 62           | 31.0        | 51         | 0         |
| 12/25             | @ Mia | L, 20-27      | 5          | 55           | 11.0        | 16         | 0         |
| <b>1994 Total</b> |       |               | <b>72</b>  | <b>1,173</b> | <b>16.3</b> | <b>51t</b> | <b>11</b> |

## 1995 SEASON

| Date              | Team   | Score         | Receptions | Yards        | Average     | Long       | TD        |
|-------------------|--------|---------------|------------|--------------|-------------|------------|-----------|
| 9/3               | @ Pitt | L, 20-23      | 10         | 131          | 13.1        | 30         | 1         |
| 9/10              | @ Min  | L, 10-20      | 4          | 73           | 18.3        | 47f        | 1         |
| 9/17              | ARIZ   | L, 17-20      | 6          | 67           | 11.2        | 16         | 0         |
| 9/25              | SF     | W, 27-24      | 6          | 73           | 12.2        | 20t        | 1         |
| 10/8              | CLE    | W, 38-20      | 9          | 125          | 13.9        | 40         | 0         |
| 10/15             | @ GB   | L, 21-30      | 4          | 41           | 10.3        | 17f        | 2         |
| 10/22             | @ Wash | L, 30-36 (OT) | 10         | 102          | 10.2        | 17f        | 1         |
| 10/29             | GB     | W, 24-16      | 6          | 147          | 24.5        | 69f        | 3         |
| 11/5              | @ Atl  | L, 22-34      | 9          | 176          | 19.6        | 42         | 0         |
| 11/12             | TB     | W, 27-24      | 9          | 104          | 11.6        | 24         | 0         |
| 11/19             | @ Chi  | W, 24-17      | 6          | 68           | 11.3        | 14         | 1         |
| 11/23             | MIN    | W, 44-38      | 8          | 127          | 15.9        | 29         | 1         |
| 12/4              | CHI    | W, 27-7       | 14         | 183          | 13.1        | 46f        | 1         |
| 12/10             | @ Hou  | W, 24-17      | 7          | 105          | 15.0        | 42         | 2         |
| 12/17             | JAX    | W, 44-0       | 5          | 59           | 11.8        | 20         | 0         |
| 12/23             | @ TB   | W, 37-10      | 10         | 105          | 10.5        | 22         | 0         |
| <b>1995 Total</b> |        |               | <b>123</b> | <b>1,686</b> | <b>13.7</b> | <b>69f</b> | <b>14</b> |

## 1996 SEASON

| Date              | Team   | Score    | Receptions | Yards        | Average     | Long       | TD       |
|-------------------|--------|----------|------------|--------------|-------------|------------|----------|
| 9/1               | @ Min  | L, 13-17 | 12         | 157          | 13.0        | 29         | 1        |
| 9/8               | TB     | W, 21-6  | 8          | 84           | 10.5        | 23         | 1        |
| 9/15              | @ Phil | L, 17-24 | 6          | 88           | 14.7        | 29         | 0        |
| 9/22              | @ Chi  | W, 35-16 | 7          | 74           | 10.6        | 21         | 0        |
| 9/29              | @ TB   | W, 27-0  | 9          | 104          | 11.6        | 33         | 1        |
| 10/6              | ATL    | W, 28-24 | 3          | 107          | 35.7        | 50f        | 2        |
| 10/13             | @ Oak  | L, 21-37 | 10         | 109          | 10.9        | 27         | 2        |
| 10/27             | NYG    | L, 7-35  | 4          | 49           | 12.3        | 20         | 0        |
| 11/3              | @ GB   | L, 18-28 | 4          | 50           | 12.5        | 27         | 0        |
| 11/11             | @ SD   | L, 21-27 | 3          | 39           | 13.0        | 16         | 0        |
| 11/17             | SEA    | W, 17-16 | 6          | 55           | 9.2         | 16         | 1        |
| 11/24             | @ Chi  | L, 14-31 | 5          | 61           | 12.2        | 25         | 0        |
| 11/28             | KC     | L, 24-28 | 7          | 84           | 12.0        | 17         | 0        |
| 12/8              | MIN    | L, 22-24 | 9          | 126          | 14.0        | 32         | 0        |
| 12/15             | GB     | L, 3-31  | 5          | 50           | 10.0        | 13         | 0        |
| 12/23             | @ SF   | L, 14-24 | 8          | 59           | 7.4         | 23         | 1        |
| <b>1996 Total</b> |        |          | <b>106</b> | <b>1,296</b> | <b>12.2</b> | <b>50f</b> | <b>9</b> |

## 1997 SEASON

| Date              | Team   | Score         | Receptions | Yards        | Average     | Long      | TD       |
|-------------------|--------|---------------|------------|--------------|-------------|-----------|----------|
| 8/31              | ATL    | W, 28-17      | 7          | 115          | 16.4        | 43f       | 2        |
| 9/7               | TB     | L, 17-24      | 6          | 51           | 8.5         | 11        | 0        |
| 9/14              | @ Chi  | W, 32-7       | 7          | 98           | 14.0        | 27        | 1        |
| 9/21              | @ NO   | L, 17-35      | 11         | 111          | 10.1        | 17        | 1        |
| 9/28              | GB     | W, 26-15      | 6          | 105          | 17.5        | 45        | 0        |
| 10/5              | @ Buf  | L, 13-22      | 8          | 116          | 14.5        | 31        | 0        |
| 10/12             | @ TB   | W, 27-9       | 5          | 120          | 124.0       | 79        | 0        |
| 10/19             | NYG    | L, 20-26 (OT) | 7          | 88           | 12.6        | 22        | 0        |
| 11/2              | @ GB   | L, 10-20      | 9          | 50           | 5.6         | 12        | 0        |
| 11/9              | @ Wash | L, 7-30       | 5          | 36           | 7.2         | 9         | 0        |
| 11/16             | MIN    | W, 38-15      | 10         | 130          | 13.0        | 36        | 1        |
| 11/23             | INDY   | W, 32-10      | 2          | 16           | 8.0         | 9         | 0        |
| 11/27             | CHI    | W, 55-20      | 6          | 89           | 14.8        | 26        | 1        |
| 12/7              | @ Mia  | L, 30-33      | 5          | 64           | 12.8        | 20        | 1        |
| 12/14             | @ Min  | W, 14-13      | 6          | 65           | 10.8        | 28        | 1        |
| 12/21             | NYJ    | W, 13-10      | 4          | 39           | 9.8         | 17        | 0        |
| <b>1997 Total</b> |        |               | <b>104</b> | <b>1,293</b> | <b>12.4</b> | <b>79</b> | <b>8</b> |



# Johnnie Morton

**WIDE RECEIVER**  
 Southern California 5th Year  
 Ht: 6-0 Wt: 190  
 Born: 10/7/71 (D-1 in '94)

# 87

**GAMES PLAYED/  
 STARTED:** 1994 (14/0);  
 1995 (16/13) [1/1]; 1996  
 (16/15); 1997 (16/16)  
 [1/1] **TOTAL:** (62/44)  
 [2/2]

**PRO:** Enjoyed break-through season in 1997 after moving from slot position in team's three-receiver set (where he played in 1994-96) to one of club's starting outside receivers... Has developed into one of the league's finest young receivers... Will catch the ball anywhere on the field and routinely makes the acrobatic catch look easy... He and Herman Moore form one of the NFL's most potent wide receiving tandems... Also has been a dangerous weapon on reverses during first four years as a pro...

Viewed by club as one of the key components in both current and future plans on the offensive side of the ball... Is virtually assured of constant single coverage because of close attention paid to Barry Sanders and the running game, and Moore in pass coverage... Sure-handed player who possesses the innate ability to get open regardless of coverage... Not afraid to go over the middle to absorb punishment from roving defensive backs... An avid weightlifter, Morton's outstanding training habits help immensely when absorbing hard hits... Lions first round selection in 1994 NFL Draft (21st overall pick). **1997:** Established himself as one of the league's top up-and-coming receivers, especially down the stretch when he played the best football of his career... He and Moore finished the year as the

### MORTON'S SINGLE-GAME BESTS

**RECEPTIONS:** 9 at Miami 12/7/97  
**RECEIVING YARDS:** 174 vs. Chicago 9/22/96  
**TOUCHDOWNS:** 2 vs. Jacksonville 12/17/95; vs. Chicago 9/22/96  
**LONG RECEPTION:** 73t vs. Tampa Bay 9/7/97

### MORTON'S OFFENSIVE STATISTICS

| 1997<br>Date  | Opp.   | RECEIVING  |              |             |            |           | RUSHING   |            |             |           |          |
|---------------|--------|------------|--------------|-------------|------------|-----------|-----------|------------|-------------|-----------|----------|
|               |        | No.        | Yards        | Avg.        | Long       | TD        | No.       | Yards      | Avg.        | Long      | TD       |
| 8/31          | ATL    | 1          | 7            | 7.0         | 7          | 0         | 0         | 0          | 0.0         | 0         | 0        |
| 9/7           | TB     | 4          | 102          | 25.5        | 73t        | 1         | 0         | 0          | 0.0         | 0         | 0        |
| 9/14          | @ Chi  | 4          | 49           | 12.3        | 18         | 1         | 0         | 0          | 0.0         | 0         | 0        |
| 9/21          | @ NO   | 5          | 72           | 14.4        | 38         | 0         | 0         | 0          | 0.0         | 0         | 0        |
| 9/28          | GB     | 6          | 61           | 10.2        | 17         | 0         | 1         | 20         | 20.0        | 20        | 0        |
| 10/5          | @ Buf  | 2          | 27           | 13.5        | 21         | 0         | 0         | 0          | 0.0         | 0         | 0        |
| 10/12         | @ TB   | 7          | 66           | 9.4         | 16         | 0         | 0         | 0          | 0.0         | 0         | 0        |
| 10/19         | NYG    | 5          | 72           | 14.4        | 21         | 1         | 0         | 0          | 0.0         | 0         | 0        |
| 11/2          | @ GB   | 4          | 35           | 8.8         | 15         | 0         | 0         | 0          | 0.0         | 0         | 0        |
| 11/9          | @ Wash | 5          | 69           | 13.8        | 27         | 0         | 0         | 0          | 0.0         | 0         | 0        |
| 11/16         | MIN    | 6          | 59           | 9.8         | 23         | 1         | 1         | 9          | 9.0         | 9         | 0        |
| 11/23         | INDY   | 5          | 39           | 7.8         | 12         | 0         | 0         | 0          | 0.0         | 0         | 0        |
| 11/27         | CHI    | 7          | 120          | 17.1        | 50t        | 1         | 0         | 0          | 0.0         | 0         | 0        |
| 12/7          | @ Mia  | 9          | 171          | 19.0        | 41         | 1         | 0         | 0          | 0.0         | 0         | 0        |
| 12/14         | @ Min  | 8          | 95           | 11.8        | 32         | 0         | 1         | 4          | 4.0         | 4         | 0        |
| 12/21         | NYJ    | 2          | 13           | 6.5         | 7          | 0         | 0         | 0          | 0.0         | 0         | 0        |
| <b>1997</b>   |        | <b>80</b>  | <b>1,057</b> | <b>13.2</b> | <b>73t</b> | <b>6</b>  | <b>3</b>  | <b>33</b>  | <b>11.0</b> | <b>20</b> | <b>0</b> |
| 1994          |        | 3          | 39           | 14.0        | 18t        | 1         | 0         | 0          | 0.0         | 0         | 0        |
| 1995          |        | 44         | 590          | 13.4        | 32t        | 8         | 3         | 33         | 11.0        | 18        | 0        |
| 1996          |        | 55         | 714          | 13.0        | 62t        | 6         | 9         | 35         | 3.9         | 18        | 0        |
| <b>Career</b> |        | <b>182</b> | <b>2,400</b> | <b>13.2</b> | <b>73t</b> | <b>21</b> | <b>15</b> | <b>101</b> | <b>6.7</b>  | <b>20</b> | <b>0</b> |

league's top pass catching tandem, combining for 184 receptions... The duo also was one of only five receiving pairs league-wide to both go over the 1,000-yard mark in receiving yardage (second-highest total with 2,350 combined yards)... Set career-highs with 80 receptions (fifth in NFC) and 1,057 yards, becoming the ninth Lion to go over the 1,000-yard plateau... Fourth straight year of increasing his reception and receiving yardage totals from the previous campaign... Recorded the fourth 100-yard outing of his career against Tampa Bay (9/7), including a career-long 73-yard TD connection... Caught five passes for 72 yards vs. N.Y. Giants (10/19), including a four-yard TD pass that tied the game with 1:55 remaining in regulation and sent the contest into overtime...

Recorded back-to-back 100-yard outings for the first time in his pro career vs. Chicago (11/27) and at Miami (12/7)... Grabbed a team-high seven balls for 120 yards and a 50-yard TD bomb in contest vs. Bears; and caught the attention of a

national television audience with career-high nine catches for 171 yards and a TD in nail-biter vs. the Dolphins... Reeled in a team-high eight passes for 95 yards at Minnesota (12/14), just falling short of his third consecutive 100-yard receiving game... Led team with seven catches for 69 yards in Wild Card playoff contest at Tampa Bay (12/28). 1996: For third straight year, posted career-highs in receptions (55) and receiving yards (714)... Second season as starting slot receiver... Also placed second on team with six TD catches... Exploded for a career-high 174 yards on seven catches with two TD's vs. Chicago (9/22). One of his TD's against the Bears covered 62 yards, the Lions' longest pass completion of the season... Tied his then-career-high with eight grabs for 109 yards and a TD at Oakland (10/13), his second 100-yard game of the season and third of his career... Caught four passes for 68 yards vs. Minnesota (12/8), including his sixth TD catch of the season. 1995: Matured into one of the Lions' most dependable offensive weapons as season wore on... Evolved into a much broader role in Lions' top-rated offense by season's end... Caught 44 balls for 590 yards and career-high eight touchdowns in sophomore campaign... Stepped into a more highlighted role as one of club's three starting wide receivers for majority of the season... Started the year (first three games) as a back-up, with limited playing time, but was one of the vital components in Lions' change in philosophy entering fourth game of the year (vs. San Francisco) as he became a focal point of the offensive scheme, which saw his production rise dramatically thereafter... Also began in 1993 the year as club's kickoff and punt return specialist, a role he relinquished soon after becoming more visible cog in Lions' offense. Returned 18 kickoffs for 390 yards (21.7 avg.) with a long of 32 yards, and seven punts for 48 yards (6.9 avg.) with a long of 16 yards... Netted a then-career-high five receptions for 43 yards vs. Cleveland (10/8), in addition to running back two punts for six yards and a kickoff for 17 yards... Concentrated on wide receiver responsibilities full-time during practice prior to game at Green Bay (10/15), responding once again with five grabs for then-career-high 62 and a 16-yard TD pass, his first of the season (second receiving TD in career)... Enjoyed what was then the best game of his short career at Washington (10/22), latching onto eight balls for 76 yards and a TD pass (a seven-yarder in the third quarter)... Tallied the first 100-yard receiving game of his career (career-high 102 yards) on seven

• Morton has increased his seasonal totals in both receptions and receiving yardage in each of his four pro seasons.

• Morton signed with the world-famous Ford Modeling Agency during the off-season.

grabs on Thanksgiving Day vs. Minnesota (11/23), which included a 16-yard TD effort. In that game, he and teammates Moore and Brett Perriman all went over 100 yards, the first time in franchise history that

three receivers accomplished that feat in the same game. Also, following the contest, the three were the recipients of John Madden's Thanksgiving turkey on the field... Had first multi-touchdown performance of his career (from 23 and 17 yards) vs.

Jacksonville (12/17), catching four balls on the day for 80 yards... Ended regular season with steady effort of four grabs for 64 yards and a five-yard TD strike (his fifth score in the last five games). 1994: Played limited

role during most of rookie campaign as he was unable to crack Detroit's three-receiver core of Moore, Perriman and Anthony Carter (and later Aubrey Matthews after Carter's injury)... Received more repetitions after injury to Carter (broken collarbone at Minnesota on Sept. 11)... Also began to learn the slot position in Lions' offensive scheme as season progressed... Ran 26 yards on a reverse on the opening kickoff at Dallas (9/19)... Made the first catch of his NFL career vs. Green Bay (12/4), a 17-yarder near the goal-line on third-down... Scored the first TD of his career vs. Minnesota (12/17), an 18-yard toss from Dave Krieg in heavy endzone traffic - posted a career-high two receptions for 22 yards against the Vikings... Scored his second career TD at Miami (12/25) — a dazzling 93-yard kickoff return.

**COLLEGE and PERSONAL:** Established Pac-10 Conference career records with 201 catches (receivers only) for 3,201 yards... Consensus All-American first-team selection as a senior... Unanimous All-Pac 10 Conference first-team choice... Selected to participate in East-West Shrine Game and Hula Bowl... Won the Pop Warner Award as the most valuable senior football player on the West Coast... Was USC's team MVP in 1993, setting school season records with 78 catches for 1373 yards (17.6 avg.) and 12 touchdowns... Set a Trojan game record with 15 receptions for 186 yards and three touchdowns, including a 37-yarder in a 49-7 win over Houston — the three scoring grabs tied a school record held by several players, most recently by himself vs. both San Diego State & Oregon in 1992... Hauled in eight passes for a school record 229 yards, including a 69-yard touchdown vs. Washington State... All Pac 10 Conference second-team choice his junior year... Earned his degree in communications... All-American selection by Super Prep magazine at South Torrance (Cal.) High... Member of California Football's Scholar team... Also lettered in track, performing in the 100 (10.5) & 200 (21.6) meters... Member of the Screen Actors Guild and American Federation of Television and Radio Association... Played himself in feature film "Jerry Maguire", with

teammate Herman Moore also making a cameo... Appeared in music video "Turn Down the Lights" with Motown R & B artist Shanice Wilson in 1994... Was featured in a world-wide Nike print ad campaign during '96 off-season... Also had roles in two additional videos during '96 off-season - Montell Jordan's "Something For The Honeyz" and Puff Johnson's "Forever More"... Also made an appearance in a music video by Toni Braxton... Active in several charitable organizations including DARE, Athletes and Entertainers for Kids and Big Brothers of America... Appeared in several episodes of "Young and The Restless" during '96 off-season... Featured

on the cover of "In The Beginning 1997" calendar... Featured in 1999 Alayé calendar... Attended a Japanese elementary school for three years (mother is Japanese-American)... Brother, Eric, played wide receiver at Dartmouth and is enrolled in law school at George Washington University after receiving a biomedical engineering degree from Dartmouth... Brother, Chad, is slated as USC's starting tailback for '98 campaign... Enjoys art shows and has started his own art collection... Hobbies include reading, sports-nutrition research and cooking... During '98 off-season, became interested in kick-boxing, Ju-jitsu and self-defense... Hometown is Torrance, Ca.

ADDITIONAL STATISTICS:

Kickoff returns — Total: 21 returns, 533 yards, 25.4 average, 93t long, 1 TD  
 1994: 3 returns, 143 yards, 47.7 average, 93t, 1 TD.  
 1995: 18 returns, 390 yards, 21.7 average, 32 long



# Dan Owens

**DEFENSIVE TACKLE**  
 Southern California 9th Year  
 Ht: 6-3 Wt: 290  
 Born: 3/16/67 (UFA in '98)

# 90

OWENS' SINGLE-GAME BESTS

TACKLES: 10 vs. San Francisco 12/2/96  
 SACKS: 2 (four times); Last at Arizona 12/21/97  
 INTERCEPTIONS: 1 vs. Chicago 11/26/93; at San Diego 12/7/97  
 INTERCEPTION RETURN: 14 at San Diego 12/7/97

**GAMES PLAYED/  
 STARTED:** 1990 (16/12);  
 1991 (16/16) [2/2]; 1992  
 (16/4); 1993 (15/11) [1/0];  
 1994 (16/8) [1/0]; 1995  
 (16/0) [1/0]; 1996 (16/9);  
 1997 (15/15) **TOTAL:**  
 (126/75) [5/2]

**PRO:** Signed as an unrestricted free agent on Feb. 18, 1998 for second stint with the Lions... Played the first six seasons of his career in Detroit (1990-95) before signing as an unrestricted free agent with the Atlanta Falcons on March 27, 1996... Played with Falcons in 1996-97... Dependable, consistent lineman who can play a variety of roles along the defensive line... Expected to take over starting nose tackle spot for Lions in 1998... Returns to Detroit after productive two-year stint with the Falcons in which he started 24 games and tallied 13.5 sacks and 134 tackles... Originally a second round selection of the Lions

OWENS' DEFENSIVE STATISTICS

| Year          | TACKLES    |            |            | Sacks<br>No/Yds | Int's<br>No/Yds | Passes<br>Def. | Fumbles<br>Rec./For. |
|---------------|------------|------------|------------|-----------------|-----------------|----------------|----------------------|
|               | Total      | Solo       | Asst.      |                 |                 |                |                      |
| 1990 (Det.)   | 46         | 32         | 14         | 3/20            | 0/0             | 2              | 0/0                  |
| 1991 (Det.)   | 51         | 40         | 11         | 5.5/60          | 0/0             | 1              | 2/1                  |
| 1992 (Det.)   | 25         | 20         | 5          | 2/10            | 0/0             | 2              | 1/0                  |
| 1993 (Det.)   | 31         | 21         | 10         | 3/12            | 1/1             | 3              | 1/1                  |
| 1994 (Det.)   | 40         | 26         | 14         | 3/28            | 0/0             | 0              | 0/1                  |
| 1995 (Det.)   | 4          | 3          | 1          | 0/0             | 0/0             | 0              | 0/0                  |
| 1996 (Atl.)   | 65         | 33         | 32         | 5.5/23          | 0/0             | 1              | 1/0                  |
| 1997 (Atl.)   | 69         | 45         | 24         | 8/39            | 1/14            | 8              | 1/1                  |
| <b>Career</b> | <b>331</b> | <b>220</b> | <b>111</b> | <b>30/192</b>   | <b>2/15</b>     | <b>17</b>      | <b>6/4</b>           |

in the 1990 NFL Draft (35th overall). **1997:** Produced best all-around season of his career, collecting career-high eight sacks and 69 tackles... Also notched eight of his 17 career passes defended... A big part of Falcons' defense which set team record with 55 sacks (second in NFL)... Started all 15 games in which he appeared at right defensive tackle, missing only the game vs. New Orleans (11/23) with a knee injury... Had appeared in 63 consecutive games prior to miss-

ing game with Saints... Registered seven tackles in six of the first seven games of the season... During that streak, posted a sack vs. Carolina (9/7), at San Francisco (9/21), vs. Denver (9/28) and tied career-high with two sacks in back-to-back games — at New Orleans (10/12) and vs. San Francisco (10/19)... Coaches named him team's defensive player of the game for effort vs. 49ers... Recorded second career interception at San Diego (12/7), with a 14-yard return... Ended season with another two-sack performance at Arizona (12/21). **1996:** Began season as backup defensive lineman, but started nine of team's last 11 games... Posted then-career-high with 65 tackles (45 coming in final eight outings)... Also tied previous career-high with 5.5 sacks... In return to Silverdome, collected 1.5 sacks and five tackles at Detroit (10/6)... Had nine tackles and a sack at St. Louis (11/10)... Career-high 10 tackles and a sack vs. San Francisco (12/2). **1995:** Saw action in all 16 regular season games, but played only sparingly on defense (career-low four tackles)... Spent most of his time in special teams role during the year. **1994:** Started eight games at nose tackle (first five games of the season and at NY Giants [10/30], at Green Bay [11/6] and vs. Tampa Bay [11/13])... Started training camp at right end, but moved to nose tackle after ankle injury to Marc Spindler... Had six tackles at Dallas (9/19)... Recorded his first sack of the season vs. Chicago (10/23)... Tied then-career-high with eight tackles at NY Giants (10/30), subbing for Spindler... Was in on two sacks (half each) and made six tackles vs. Tampa Bay (11/13)... Had one assist in Wild Card playoff game at Green Bay (12/31). **1993:** Started the first 11 games of the season, but was hindered the rest of the year with a knee injury... Missed one game after injury and played reserve role in the other four contests... Enjoyed first multi-sack outing of career (two) and forced a fumble in season opener vs. Atlanta (9/5)... Recovered a fumble and had two tackles at New Orleans (9/19)... Season-high five stops at Green Bay (11/21)... Intercepted first pass of his career, had a sack and batted down a ball vs. Chicago (11/26) before leaving contest with an injured knee... Inactive vs. Minnesota (12/5) and played sparingly in the final four games of the season. **1992:** Saw action in all 16 games, (four starts)... All four starts came at right end... Recorded both sacks on the year in back-to-back games in December — vs. Cleveland (12/13) and vs. Chicago (12/20). **1991:** Started every game for Detroit, including two playoff contests... Led defensive linemen with 51 tackles and was second on the squad with 5.5 sacks...

• In re-signing with the Lions in February, Owens not only joins his 1990 rookie classmate, Marc Spindler (third round), in Detroit but he re-joins Lions' S Mark Carrier, with whom he played with while at USC.

• Owens enjoyed a banner year with Atlanta in 1997, setting career-highs with 69 tackles, eight sacks and eight passes defended. He also recorded the second interception of his career a year ago.

Posted five stops at Indianapolis (9/22) and at San Francisco (10/20)... Recorded first sack of the year at Chicago (11/3)... Recovered fumbles in back-to-back weeks — at Tampa Bay (11/10) and vs. LA Rams (11/17)... Posted sacks in three consecutive weeks — at Minnesota (11/24), vs. Chicago (11/28) and vs. NY Jets (12/8)... Set then-career-high with eight tackles and forced a fumble at Green Bay (12/15)... Had 1.5 sacks and seven tackles in regular season finale at Buffalo (12/22)... Five tackles and a sack vs. Dallas (1/5) in Divisional playoff game... Three stops in NFC Championship Game at Washington (1/12). **1990:**

Provided immediate impact as a rookie... Saw more playing time (12 starts) and registered more tackles (46) than any other first-year player... Named to Pro Football Weekly's All-Rookie Team... After playing a backup role in season opener, he started vs. Atlanta (9/16) and at Tampa Bay (9/23) in place of Keith Ferguson at right end... Started the final 10 games of the year at left end... Also saw some time during rookie campaign at nose tackle... Big effort at

Kansas City (10/14), stopping Chiefs' RB Christian Okoye on the goal-line on two consecutive plays... Collected first career sack at New Orleans (10/28)... Posted six tackles and another sack vs. Washington (11/4)... Then-career-high seven stops at NY Giants (11/18) and equaled that total at Chicago (12/2), in addition to notching his third sack of the year.

**COLLEGE and PERSONAL:** Became first USC defender to start every game during his four-year career... During his college career, he totaled 338 tackles, 37 passes defended, 27 sacks, four fumble recoveries and four forced fumbles... Registered 12 sacks during his senior campaign, despite routine double-teaming... Honorable mention All-America pick by The Sporting News, Football News and The Poor Man's Guide to the NFL Draft following senior campaign in 1989... As a junior in 1988, he earned honorable mention All-America status from The Sporting News and Associated Press, in addition to first-team All-Pac 10 mention... Has been active in the community during his pro career, including numerous visits to Detroit-area hospitals while with the Lions from 1990-95... Two-way lineman at La Habra (Calif.) High, where he was selected All-Orange County as a senior... Also lettered in track and won the 1983 league title in the shot-put... Teammate of current Lions' S Mark Carrier while at USC... He and wife, Susie, have three children — Lainey, 6, Mackenzie, 4, and Connor, 1 — and were expecting their fourth in July, 1998.



# Robert Porcher

## DEFENSIVE END

South Carolina State 7th Year

Ht: 6-3 Wt: 283

Born: 7/30/69 (D-1 in '92)

# 91

**GAMES PLAYED/**  
**STARTED:** 1992 (16/1)  
 1993 (16/5) [1/1]; 1994  
 (15/15) [1/1]; 1995  
 (16/16) [1/1]; 1996  
 (16/16); 1997 (16/15)  
 [1/1] **TOTAL:** (95/68)  
 [4/4]

**PRO:** In the prime of his career, Porcher has developed into one of the league's most productive and feared defensive ends... Voted to first career Pro Bowl following 1997 campaign, becoming the first Detroit defensive lineman to participate in the league's annual All-Star game since Jerry Ball in 1990-92... One of Lions' team leaders on and off the field, and arguably the club's best defender... After shifting back to defensive end in 1996, he has enjoyed the best two seasons of his career, notching 22.5 of his 40 career sacks in that span... Enters 1998 campaign ranking fifth on Detroit's all-time quarterback sack list... Three-time team sack leader (1993, 1996-97)... A starter for the Lions since late in his second pro year ('93)... Only missed one game in his first six NFL seasons... Has played in a variety of positions, including end and tackle in team's 3-4 alignment during first three years in the league... Starter at defensive tackle in 1995 in 4-3 set... Fine, all-around athlete with exceptional outside quickness and agility... Has become a very good run-stopper as well... Lions' first round selection in the 1992 NFL Draft (26th overall). **1997:** Outstanding all-around season culminating with first career trip to the Pro Bowl... Career-best 12.5 sacks, which ranked fifth in the NFL... Sack total was highest for a Lion

### PORCHER'S SINGLE-GAME BESTS

**TACKLES:** 10 at Washington 11/9/97  
**SACKS:** 3.5 vs. Indianapolis 11/23/97  
**INTERCEPTIONS:** 1 vs. Green Bay 9/28/97  
**INTERCEPTION RETURN:** 5 vs. Green Bay 9/28/97

### PORCHER'S DEFENSIVE STATISTICS

| 1997<br>Date  | Opp.   | TACKLES    |            |            | Sacks<br>No/Yds  | Int's<br>No/Yds | Passes<br>Def. | Fumbles<br>Rec./For. |
|---------------|--------|------------|------------|------------|------------------|-----------------|----------------|----------------------|
|               |        | Total      | Solo       | Asst.      |                  |                 |                |                      |
| 8/31          | ATL    | 9          | 8          | 1          | 1/5              | 0/0             | 1              | 0/1                  |
| 9/7           | TB     | 2          | 2          | 0          | 2/9              | 0/0             | 0              | 0/0                  |
| 9/14          | @ Chi  | 2          | 2          | 0          | 0/0              | 0/0             | 0              | 0/0                  |
| 9/21          | @ NO   | 3          | 3          | 0          | 1/6              | 0/0             | 0              | 0/0                  |
| 9/28          | GB     | 3          | 1          | 2          | 1/1              | 1/5             | 0              | 0/0                  |
| 10/5          | @ Buf  | 3          | 1          | 2          | .5/1             | 0/0             | 0              | 0/0                  |
| 10/12         | @ TB   | 7          | 4          | 3          | 1.5/9            | 0/0             | 0              | 0/1                  |
| 10/19         | NYG    | 4          | 3          | 1          | 1/10             | 0/0             | 0              | 0/0                  |
| 11/2          | @ GB   | 6          | 4          | 2          | 0/0              | 0/0             | 0              | 0/0                  |
| 11/9          | @ Wash | 10         | 6          | 4          | 0/0              | 0/0             | 0              | 0/0                  |
| 11/16         | MIN    | 5          | 4          | 1          | 0/0              | 0/0             | 0              | 0/0                  |
| 11/23         | INDY   | 7          | 4          | 3          | 3.5/28.5         | 0/0             | 0              | 0/0                  |
| 11/27         | CHI    | 6          | 1          | 5          | 0/0              | 0/0             | 0              | 0/0                  |
| 12/7          | @ Mia  | 4          | 2          | 2          | 0/0              | 0/0             | 0              | 0/0                  |
| 12/14         | @ Min  | 7          | 3          | 4          | 0/0              | 0/0             | 0              | 0/0                  |
| 12/21         | NYJ    | 5          | 3          | 2          | 1/6              | 0/0             | 0              | 0/0                  |
| <b>1997</b>   |        | <b>83</b>  | <b>51</b>  | <b>32</b>  | <b>12.5/75.5</b> | <b>1/5</b>      | <b>1</b>       | <b>0/2</b>           |
| 1992          |        | 21         | 11         | 10         | 1/8              | 0/0             | 1              | 0/0                  |
| 1993          |        | 47         | 37         | 10         | 8.5/53           | 0/0             | 3              | 0/1                  |
| 1994          |        | 69         | 47         | 22         | 3/22             | 0/0             | 8              | 1/2                  |
| 1995          |        | 51         | 29         | 22         | 5/38             | 0/0             | 2              | 0/1                  |
| 1996          |        | 73         | 55         | 18         | 10/71            | 0/0             | 0              | 1/4                  |
| <b>Career</b> |        | <b>344</b> | <b>230</b> | <b>114</b> | <b>40/267.5</b>  | <b>1/5</b>      | <b>15</b>      | <b>2/10</b>          |

since William Gay registered 13.5 sacks in 1983... 83 tackles were also a career-high... Collected a sack and made then-career-high nine tackles in the season opener vs. Atlanta (8/31) ... Had two sacks in the first two series (fourth multi-sack game of career) vs. Tampa Bay (9/7) before suffering an ankle injury in the midst of recording the second sack... Made first career interception vs. Green Bay (9/28)... Forced a fumble and recorded 1.5 sacks at Tampa Bay (10/12)... Career-high 10 tackles at Washington (11/9)... Exploded for career-high 3.5 sacks in Lions' eight-sack onslaught vs. Indianapolis (11/23)... Recovered a fumble and made three tackles in Wild Card playoff game at Tampa Bay (12/28)... **1996:** Move from tackle to left defensive end energized the Lions' defensive line... Had the best season of his career to date, record-

ing personal-bests with 10 sacks and 73 tackles... Tied his career-high with eight tackles vs. Tampa Bay (9/8)... Recorded his first sack of the year at Philadelphia (9/15)... Had one sack among four tackles at Tampa Bay (9/29)... Notched two sacks and posted five tackles vs. Atlanta (10/6)... Matched his then-career-high with eight tackles, including a sack, vs. N.Y. Giants (10/27)... Posted sacks in each of the next two games — at Green Bay (11/3) and at San Diego (11/11)... Had a sack in three of the last four games of the season — vs. Kansas City (11/28), vs. Minnesota (12/8) and vs. Green Bay (12/15). **1995:** Starter at defensive tackle... Collected his first two sacks of the season vs. Arizona (9/17)... Dropped Steve Young for a 10-yard loss vs. San Francisco (9/25)... Made a season-high six tackles in win vs. Cleveland (10/8)... Forced a fumble and made his fourth sack of the season vs. Tampa Bay (11/12)... Tied his season-high with six tackles in Thanksgiving Day win over Minnesota (11/23)... Made four tackles, including one sack, vs. Chicago (12/4)... Posted two tackles in Wild Card playoff game at Philadelphia (12/30). **1994:** Missed first half of training camp with knee injury and did not play until third preseason game... He and Kelvin Pritchett switched positions from previous season, with Porcher moving to left end and Pritchett moving to right end... Became adept at knocking down pass attempts, leading linemen with eight for the season... Nagged much of the season with a sprained ankle that never fully healed... Started all but one game (vs. Tampa Bay on Nov. 13) after re-spraining ankle the previous week at Green Bay (11/6)... Bounced back from chest injury suffered against Atlanta (9/4) the previous week and started at Minnesota (9/11) where he batted down three passes and made four solo tackles... Turned in one of the best performances of his career vs. Chicago (10/23), tying his career-highs with two sacks and eight tackles... Inactive vs. Tampa Bay (11/13) due to ankle injury (only game missed in career)... Returned to the starting lineup at Chicago (11/20), and made four tackles... Double-teamed throughout the Thanksgiving Day game vs. Buffalo (11/24), helping Pritchett collect a career-high three sacks... Had the Lions' only sack and totaled five tackles at N.Y. Jets (12/10)... Played well in the season finale at Miami (12/25), recovering and forcing a fumble, defending a pass and making seven tackles... Shared the Lions' only sack (with Tracy Scroggins) and tied his then-career-high with eight tackles in Wild Card playoff game at Green Bay (12/31). **1993:** Emerged during

sophomore campaign to lead club with 8.5 sacks, despite playing as a reserve for the first three-quarters of the season... Early in the year was used primarily in passing situations, but started the last four

• Following the 1997 season, Porcher became the first Lions' defensive lineman to play in the Pro Bowl since Jerry Ball in 1990-92.

• Porcher is very busy in the off-season with charitable functions — he spent time this off-season planning an all-star celebrity basketball game in Detroit, working with inner-city Detroit high school athletes at his football camp and attending a Cystic Fibrosis fund raiser in New York City.

regular season games and the playoff game... Had one sack and three tackles in the season-opener vs. Atlanta (9/5)... Sacked Steve Beuerlein and caused a fumble on the Cardinals' next to last possession late in the fourth quarter vs. Phoenix (9/26)... Made his first start of the season vs. Seattle (10/17) as the Lions opened the game in a four-man line... Made his fourth sack of the season and four tackles at L.A. Rams (10/24)...

Had 1.5 sacks and five tackles vs. Chicago (11/25)... Made his second start of the season at Phoenix (12/12), and set then-career-highs with two sacks (first career multi-sack outing) and eight tackles... Started his third straight game at Chicago (12/26), and tied his then-career-high with eight tackles... Batted a pass down that was intercepted by Pat Swilling in the fourth quarter, setting up the Lions' final touchdown vs. Green Bay (1/2)... Started Wild Card playoff game vs. Green Bay (1/8), and made two tackles. **1992:** Played in all 16 games (one start) as a rookie... Played mostly in passing situations in pro debut at Chicago (9/6), but did not make a tackle... Recorded his first NFL sack and made two solo tackles at Washington (9/20)... Made his first professional start vs. New Orleans (10/4), making season-high five tackles (one solo) and defending a pass.

**COLLEGE and PERSONAL:** Earned All-American first-team honors from The Poor Man's Guide to the NFL Draft and Kodak, and was named the 1-AA Defensive Player of the Year by the NFL Draft Report... Started and played every position on the defensive line as a senior at South Carolina State in 1991, recording 88 tackles (44 solo) with a league-leading 15 sacks and 24 stops behind the line of scrimmage... Credited with 16 quarterback pressures, nine forced fumbles and eight fumble recoveries as a senior as well... His 15 sacks were two shy of the school record set by former Giants' standout Harry Carson... Inducted into the South Carolina State Athletic Hall of Fame in 1998... Sat out a year under NCAA rules after transferring from Tennessee State... Valuable performer on Tennessee State's defensive line as a sophomore, making 33 tackles (21 solo) with one sack and three tackles for losses... Graduated from South Carolina State with a degree in criminal justice... Concentrated on academics his

first three years at Cainho (Wando, S.C.) High, not lettering in football until his senior year... Added a letter in basketball during his final campaign... His former teacher, Carolyn Barrett of Mount Pleasant, South Carolina, was one of the 10 finalists for the 1997 NFL Teacher of the Year Award... Spokesman for the state of Michigan's "Fatherhood" campaign... Lions' 1998 United Way spokesman... Spokesperson for Detroit Police Athletic League... 1997 honorary chairperson for the Metro Detroit American Heart Association Heart Walk... Honorary chairperson for United Way's Black History Month celebration the past three years... Established Porcher and Friends Invitational Charities, which helps groups in South Carolina as well as the Detroit-area... That charity

held first annual Celebrity Weekend in June, 1998 with proceeds from celebrity basketball game and black-tie dinner going in part to the Henry Ford Spinal Cord Research Center, The Robert Porcher Jr. Scholarship Fund and to help conduct a youth football camp in downtown Detroit... Served as host at the "Boyz Night Out" program that mentors 300 middle-school boys in Detroit... He and Tracy Scroggins have served in the past as spokesmen and judges for the Lions' "Take a Player to School" essay contest... He and his wife, Kimberly, have a daughter Morgan Latreese, 2, and were expecting their second child in July, 1998... Born Robert Porcher III (pronounced Poor-SHAY) in Wando, South Carolina.



# Daryl Porter

## CORNERBACK

Boston College 2nd Year  
Ht: 5-9 Wt: 190  
Born: 1/16/74 (FA in '97)

# 38

**GAMES PLAYED/  
STARTED:** 1997 (7/0)  
**TOTAL:** (7/0)

**PRO and 1997:** Reserve cornerback signed by the Lions from the Pittsburgh Steelers' practice squad October 21, 1997... Chosen by the Steelers in the sixth round of the 1997 NFL Draft (186th overall)... Became one of mainstays on Lions' special teams units after his arrival... Collected nine special teams tackles for the year despite playing in only seven games... Set career-highs with three special teams tackles at Washington (11/9) and vs. Minnesota (11/16)... Was inactive for regular season finale vs. N.Y. Jets (12/21) and Wild Card playoff game at Tampa Bay (12/28)... College teammate of Lions' linebacker Stephen Boyd.

**COLLEGE and PERSONAL:** First-team All-Big East selection as a senior in 1996... Led team with career-high 115 tackles... Named Big East Defensive Player of the Week after posting 16 tackles with 21-yard interception return vs. Michigan... Starter at right cornerback in 1995 as a junior and led Boston College

• Despite joining the Lions in mid-season last year, Porter collected nine special teams tackles in only seven games.

• While playing briefly for Boston College's baseball team in 1995, his only at bat resulted in a double against the Boston Red Sox in an exhibition game.

with 13 pass deflections... Recorded first career interception (19 yards) vs. Pittsburgh during '95 campaign... Moved into starting lineup at right cornerback for second game of sophomore season (1994)... Season-high 10 tackles vs. West Virginia that year... Was recruited to Boston College as a half-back, but shifted to defense once arriving on campus...

Briefly played on Eagles' baseball team in 1995, with his only at bat resulting in a double in an exhibition game vs. the Boston Red Sox... Sociology major... Two-time all-state and All-Broward County pick at St. Thomas Aquinas (Fort Lauderdale) High... Led team to state Class 4A title as a senior, rushing for 1,230 yards and 19 touchdowns... Added 20 rushing scores and 1,100 yards during junior year... Blocked eight kicks in final two high school campaigns... Batted .445 with 40 stolen bases (outfielder) to earn all-county and Dade South all-tournament honors in 1993... Cousin of former Lions' safety Bennie Blades... Full name is Daryl Maurice Porter.



# Jim Pyne

## CENTER

Virginia Tech 5th Year

Ht: 6-2 Wt: 297

Born: 11/23/71 (UFA in '98)

# 61

### GAMES PLAYED/

**STARTED:** 1994 (0/0); 1995 (15/13); 1996 (12/11); 1997 (15/14) [1/1] **TOTAL:** (42/38) [1/1]

**PRO:** Signed with Lions as an unrestricted free agent February 21, 1998 after playing first four pro seasons with the Tampa Bay Buccaneers... Will step in as Detroit's starting center... Had previously played guard for most of pro career, but manned the center position in college... Starter at left guard for Buccaneers from 1995-97... Also served Tampa Bay as club's long-snapper on all field goals and extra points... Signed offer sheet with the Denver Broncos as a restricted free agent following the 1996 campaign, but stayed in Tampa after the Bucs matched the offer sheet...

Impressive physical strength allows him to often overpower the man across from him... Originally a seventh round selection of Tampa Bay (200th overall) in the 1994 NFL Draft. **1997:** Major component of Tampa Bay's resurgent running game throughout the season, as both starting running backs (rookie Warrick Dunn and second-year player Mike Alstott) were named to the Pro Bowl... Started first 13 games of the year at left guard, but left contest at NY Giants (11/30) with groin pull... Injury kept him out of following game vs. Green Bay (12/7)... but he returned to the lineup at NY Jets (12/14)... Did not play at left guard in regular season finale vs. Chicago (12/21), but did snap on placements... Started Wild Card playoff game vs. Detroit (12/28) at left guard, but aggravated groin injury during the contest... Inactive for Divisional playoff game at Green Bay (1/4). **1996:** Second year in starting lineup at left guard... Fought through injury-plagued season, which saw him start only 11 games and play in 12 contests... Started the

first four games of the season, but missed game vs. Detroit (9/29) with neck burner... Sprained ankle suffered vs. Arizona (10/20)

• Pyne is part of the only three-generation family in NFL history. His father, George III, played for the AFL's Boston Patriots in 1965, while his grandfather, George II, played for the Providence Steam Rollers in 1931-32.

• After playing predominantly at guard with the Tampa Bay Buccaneers for the past four seasons, Pyne becomes the Lions' starting center in 1998, the position he played while at Virginia Tech from 1990-93.

forced him to miss part or all of next three outings... Broke his leg at Minnesota (12/15), which placed him on Injured Reserve two days later. **1995:** Became starting left guard in fourth game of the season vs. Washington (9/24) and earned game ball for his effort... Entrenched in lineup for the remainder of the season, starting the season's final 13 contests and becoming one of the Bucs' most consistent offensive performers. **1994:** Did not see any game-action as a rookie... Was inactive for season's first 12 games, and dressed, but did not play in

team's final four outings.

**COLLEGE and PERSONAL:** Four-year starter at center for Virginia Tech... Did not allow a sack or quarterback pressure in 2,194 collegiate plays from scrimmage... Semi-finalist for both the Lombardi Award and Outland Trophy as a senior in 1993... Also first-team All-American and All-Big East in '93... Led Hokies with 70 knockdown blocks as the team averaged 444.1 yards per game on offense... Started at every game at center as a junior in 1992 and was named second-team All-Big East... Participated in 736 of a possible 770 offensive plays as a sophomore in 1991, and again started all Hokies' games at center... Earned selection to Football News' Sophomore All-America team in '91 as well... Moved into starting center spot for second game of freshman year... Is part of the only three-generation AFL/NFL family in history — father, George III, played for the AFL's Boston Patriots in 1965, with his grandfather, George

II, played for the Providence Steam Rollers in 1931-32... Father is still the only player ever to come from Olivet (Mich.) College to play professional football... Brothers Dave and George both played football collegiately and had free agent stints with the New York Giants... Brother, George, is Vice President for Marketing and Liscensing for NASCAR... Attended Milford (Mass.) High School and Choate Prep School

in Wallingford, Conn., lettering in football, basketball and track... Was a two-time all-state selection at Milford and also broke Howie Long's school bench press record (410 lbs.)... Central New England Player of the Year as prep senior with 147 tackles, 23 quarterback sacks and four interceptions while playing defensive line... Undefeated in four years of javelin throwing during high school... Born James M. Pyne in Milford, Conn.



# Tony Ramirez

## TACKLE

Northern Colorado 2nd Year

Ht: 6-6 Wt: 296

Born: 1/26/73 (D-6 in '97)

# 75

**GAMES PLAYED/  
STARTED:** 1997 (2/0)  
**TOTAL:** (2/0)

**PRO and 1997:** Earned backup spot at tackle and coaches feel he has a bright future ahead of him... Either inactive or did not play in season's first 13 games... Saw action in two of the last three contests of the year — replaced injured Larry Tharpe at right tackle for a series at Miami (12/7) and played on special teams at Minnesota (12/14)... Inactive for the season finale vs. N. Y. Jets (12/21) and for Wild Card playoff game at Tampa Bay (12/28)... The Lions' sixth round draft choice in 1997 (168th overall).

**COLLEGE and PERSONAL:** All-American first-team selection by The Poor Man's Guide to the NFL Draft and the Associated Press... All-North Central Conference first-team pick as a senior in 1996... Lined

- Ramirez was a member of Northern Colorado's 1996 Division II national championship team.
- Ramirez saw action in two of the Lions' last three games during his rookie campaign.

up at strongside tackle in '96, grading 86% for blocking consistency as he had 106 knockdown blocks and the team averaged 186.9 yards rushing per game ... All-NCC honorable mention pick in 1995 as a junior... Recipient of the Vic Nottingham Offensive Award in '95... Started nine games in '95, providing superb pass protection as the team averaged 220.5 yards passing per game... Started every game in 1994 as a sophomore, helping the team average 406.5 yards per game in total offense... Played in a reserve role as a redshirt freshman in 1993... All-Conference selection as a lineman on the grid team at Northglenn (Colo.) High in 1990... Attended high school at Lincoln (Neb.) High as a senior in 1991... Sociology major at Northern Colorado... Son of Karen Forster-Lised and George Ramirez... Born in Lincoln, Nebraska.



# Walter Rasby

## TIGHT END

Wake Forest 5th Year

Ht: 6-3 Wt: 247

Born: 9/7/72 (UFA in '98)

# 89

### GAMES PLAYED/

STARTED: 1994 (2/0);

1995 (9/2); 1996 (16/1)

[2/0]; 1997 (14/2)

TOTAL: (41/5) [2/0]

**PRO:** Signed with Lions as an unrestricted free agent April 13, 1998 after spending 1995-97 with the Carolina Panthers and playing his rookie season in 1994 with the Pittsburgh Steelers...

Tough, rugged run blocker who will add depth to Detroit's tight end corps and help in team's two-tight end attack... Originally signed with the Steelers as an undrafted free agent from Wake Forest in 1994. **1997:** Backup to Pro Bowl TE Wesley Walls who started two games when Panthers began game with two tight ends... Played in first 14 games of the season, predominantly as blocking tight end and on special teams... Made lone catch of the season (one yard) at Dallas (12/8), but left game afterward with sprained knee... Placed on Injured Reserve two days later. **1996:** Played in all 16 regular season games for Panthers (one start), in addition to both playoff contests... Big part of Panthers' improved ground game, with backs eclipsing the 100-yard plateau in 10 of 16 regular season games... Only start came at Jacksonville (9/29). **1995:** Signed with Panthers on Oct. 17 after being released by the Steelers during training camp... Ended season in Carolina by playing in nine contests (two starts)... Collected five receptions for 47 yards and a two-point conversion... First NFL start came at New Orleans (11/26), catching one pass for nine yards and the first two-point conversion in team his-

### RASBY'S SINGLE-GAME BESTS

|                  |                                       |
|------------------|---------------------------------------|
| RECEPTIONS:      | 1 (six times; Last at Dallas 12/8/97) |
| RECEIVING YARDS: | 15 at St. Louis 11/12/95              |
| LONG RECEPTION:  | 15 at St. Louis 11/12/95              |

### RASBY'S OFFENSIVE STATISTICS

| Year          | Receptions | Yards     | Average    | Long      | TD's     |
|---------------|------------|-----------|------------|-----------|----------|
| 1994 (Pitt.)  | 0          | 0         | 0.0        | 0         | 0        |
| 1995 (Car.)   | 5          | 47        | 9.4        | 15        | 0        |
| 1996 (Car.)   | 0          | 0         | 0.0        | 0         | 0        |
| 1997 (Car.)   | 1          | 1         | 1.0        | 1         | 0        |
| <b>Career</b> | <b>6</b>   | <b>48</b> | <b>8.0</b> | <b>15</b> | <b>0</b> |

• Rasby was a member of the Pittsburgh Steelers' squad that battled Bobby Ross' San Diego Chargers in the 1995 AFC Championship Game.

• Rasby's younger brother, Clement Gibbs, finished fourth at the North Carolina high school state track and field meet in the 300m hurdles in May, and will compete for North Carolina Central on the collegiate level.

story in that contest... Also started vs. Indianapolis (12/3), grabbing one reception for 11 yards. **1994:** Made Steelers' 53-man roster coming out of training camp after signing with the club as an undrafted free agent... Played in two games (special teams) and was inactive for the other 14 regular season outings... Saw first pro action vs. Miami (11/20) and made one special teams tackle... Also played in regular season finale at San Diego (12/24), and was active, but did not play in the AFC Championship Game vs. San Diego (1/15).

**COLLEGE and PERSONAL:** Led Wake Forest in receptions as a senior with 32 catches for 247 yards... Had accumulated only six catches for 90 yards in his previous three years as a reserve... Received the team's Bill George Award as a senior in 1993, given annually to the Demon Deacon's top lineman... Two-sport athlete at Washington (N.C.) High, also playing forward on the basketball team... Named to Charlotte Observer's Top 25 list as a prep senior... Majored in speech communications... He and his wife, Cortney, live in Charlotte... Born Walter Herbert Rasby.



# Ron Rice

## SAFETY

Eastern Michigan 4th Year

Ht: 6-1 Wt: 206

Born: 11/9/72 (FA in '95)

# 28

**GAMES PLAYED/  
STARTED:** 1995 (0/0);  
1996 (13/2); 1997 (12/8)  
[1/1] **TOTAL:** (25/10)  
[1/1]

**PRO:** Jumped into Lions' starting lineup for first time in career during 1997 campaign after playing backup role in 1995-96... Can play either safety spot, although strong safety is where he currently projects...

Originally signed as an undrafted free agent April 24, 1995. **1997:** Starter at strong safety in final eight regular season games and Wild Card playoff game at Tampa Bay (12/28)... Was playing in nickel situations during the first half of the season... Injured his ankle on the opening kickoff vs. Tampa Bay (9/7), which started a string of four straight games of inactivity... First start of the year came at Green Bay (11/2) with Van Malone out with a groin injury... In second start of the year, notched a career-high 16 tackles at Washington (11/9)... Recorded his second game with double digit tackles (11) at Miami (12/7)... Came up big in regular season finale vs. N.Y. Jets (12/21) with first career interception (18 yards) deep in Lions' territory and first career sack on a Neil O'Donnell scramble... Intercepted a pass, broke up another and made five tackles in Wild Card playoff contest at Tampa Bay (12/28). **1996:** Saw extensive playing time in the backfield in dime situations and on

**RICE'S SINGLE-GAME BESTS**  
TACKLES: 16 at Washington 11/9/97  
SACKS: 1 vs. New York Jets 12/21/97  
INTERCEPTIONS: 1 vs. New York Jets 12/21/97  
INTERCEPTION RETURN: 18 vs. New York Jets 12/21/97

### RICE'S DEFENSIVE STATISTICS

| 1997<br>Date  | Opp.   | TACKLES           |           |           | Sacks<br>No/Yds | Int's<br>No/Yds | Passes<br>Def. | Fumbles<br>Rec./For. | Spec. Teams<br>Tackles |
|---------------|--------|-------------------|-----------|-----------|-----------------|-----------------|----------------|----------------------|------------------------|
|               |        | Total             | Solo      | Asst.     |                 |                 |                |                      |                        |
| 8/31          | ATL    | 2                 | 2         | 0         | 0/0             | 0/0             | 0              | 0/0                  | 0                      |
| 9/7           | TB     | 0                 | 0         | 0         | 0/0             | 0/0             | 0              | 0/0                  | 1                      |
| 9/14          | @ Chi  | INACTIVE — INJURY |           |           |                 |                 |                |                      |                        |
| 9/21          | @ NO   | INACTIVE — INJURY |           |           |                 |                 |                |                      |                        |
| 9/28          | GB     | INACTIVE — INJURY |           |           |                 |                 |                |                      |                        |
| 10/5          | @ Buf  | INACTIVE — INJURY |           |           |                 |                 |                |                      |                        |
| 10/12         | @ TB   | 0                 | 0         | 0         | 0/0             | 0/0             | 0              | 0/0                  | 1                      |
| 10/19         | NYG    | 2                 | 2         | 0         | 0/0             | 0/0             | 0              | 0/0                  | 3                      |
| 11/2          | @ GB   | 6                 | 4         | 2         | 0/0             | 0/0             | 0              | 0/0                  | 0                      |
| 11/9          | @ Wash | 16                | 10        | 6         | 0/0             | 0/0             | 1              | 0/0                  | 0                      |
| 11/16         | MIN    | 8                 | 5         | 3         | 0/0             | 0/0             | 1              | 0/0                  | 0                      |
| 11/23         | INDY   | 9                 | 4         | 5         | 0/0             | 0/0             | 0              | 0/0                  | 0                      |
| 11/27         | CHI    | 3                 | 2         | 1         | 0/0             | 0/0             | 0              | 0/0                  | 0                      |
| 12/7          | @ Mia  | 11                | 7         | 4         | 0/0             | 0/0             | 0              | 0/0                  | 0                      |
| 12/14         | @ Min  | 8                 | 8         | 0         | 0/0             | 0/0             | 1              | 0/0                  | 0                      |
| 12/21         | NYJ    | 8                 | 4         | 4         | 1/1             | 1/18            | 1              | 0/0                  | 0                      |
| <b>1997</b>   |        | <b>73</b>         | <b>48</b> | <b>25</b> | <b>1/1</b>      | <b>1/18</b>     | <b>4</b>       | <b>0/0</b>           | <b>5</b>               |
| 1995          |        | 0                 | 0         | 0         | 0/0             | 0/0             | 0              | 0/0                  | 0                      |
| 1996          |        | 42                | 30        | 12        | 0/0             | 0/0             | 3              | 0/0                  | 10                     |
| <b>Career</b> |        | <b>115</b>        | <b>78</b> | <b>37</b> | <b>1/1</b>      | <b>1/18</b>     | <b>7</b>       | <b>0/0</b>           | <b>15</b>              |

• Rice had a big impact in Detroit's playoff-clinching win over the New York Jets on December 21, 1997. He recorded both his first career sack and interception in the contest.

• Rice ranked second in the nation as a freshman at Eastern Michigan, averaging 29 yards per kickoff return in 1991.

special teams... Made two starts, the first of his career... Hampered by ankle injury, forcing him to miss three games... Chipped in three stops on special teams to earn the "Prime Predator" award as the club's top special teams performer vs. Chicago (9/22)... Was held out of contest vs. Atlanta (10/6) because of injury... Made his first career start (in place of the injured Malone at free safety) at Green Bay (11/3) and notched seven tackles and a pass break-up... Missed contests at San Diego (11/11) and at Chicago (11/24) with an ankle injury... Returned to the lineup and

special teams... Made two starts, the first of his career... Hampered by ankle injury, forcing him to miss three games... Chipped in three stops on special teams to earn the "Prime Predator" award as the club's top special teams performer vs. Chicago (9/22)... Was held out of contest vs. Atlanta (10/6) because of injury... Made his first career start (in place of the injured Malone at free safety) at Green Bay (11/3) and notched seven tackles and a pass break-up... Missed contests at San Diego (11/11) and at Chicago (11/24) with an ankle injury... Returned to the lineup and

made four tackles vs. Kansas City (11/28)... Started for the second time (strong safety) and contributed five tackles at San Francisco (12/23). **1995:** Waived August 18, but was signed to Lions' Practice Squad on August 29... Spent first eight games of '95 regular season on Practice Squad... Signed to Detroit's 53-man roster on Nov. 1 after TE Ron Hall was placed on Injured Reserve... Was inactive for each of Lions' final eight regular season games, and NFC Wild Card playoff game at Philadelphia (12/30).

**COLLEGE and PERSONAL:** Earned four letters at Eastern Michigan... Played in 40 games with 38 starts... Ended his collegiate career ranked sixth on the school's all-time tackle list with 325... Intercepted eight passes in his career... Named first-team All-Mid-American Conference following his senior year in 1994... Played in all 11 games (10 starts) that year... Was second on team with 93 tackles during his senior campaign...

Started club's first nine contests as a junior in 1993... Started all 11 games as a sophomore in 1992 - was second on team with 99 tackles and a team-record 10 pass deflections... Returned 10 kickoffs for 231 yards as a sophomore... Led the Mid-American Conference and ranked second in Division 1-A in kickoff returns with 11 for 319 yards, (29.0 avg.) in 1991 as a freshman... Saw action in nine games that year, starting eight at safety... Redshirted in 1990... Earned his degree from Eastern Michigan in criminal justice... Played defensive back and quarterback at University of Detroit Jesuit High... Named first-team All-Catholic, honorable mention All-Metro and honorable mention All-State by the Detroit Free Press following his senior year in 1989... Named first-team All-Metro by the Detroit News and special mention Class A All-State by United Press International... Participates in Lions' school assembly program... Hosted a celebrity All-Star basketball game in Flint, Michigan in April, 1998 with proceeds going to local D.A.R.E. outlets.



## Ron Rivers

### RUNNING BACK

Fresno State 4th Year

Ht: 5-8 Wt: 205

Born: 11/13/71 (FA in '94)

# 34

#### GAMES PLAYED/

**STARTED:** 1994 (0/0);  
1995 (16/0) [1/0]; 1996  
(15/0); 1997 (16/0) [1/0]  
**TOTAL:** (47/0) [2/0]

**PRO:** Has proven in limited play to be a solid back-up to Barry Sanders... Low center of gravity makes it hard for tacklers to square him up... Powerfully built back with deceptive speed... Also is an excellent special teams player, as he was named Lions' Special Teams MVP following '95 season... Signed by the Lions as a free agent in 1994 after being waived by San Diego that year in training camp... Originally signed by Chargers as a rookie free agent in April, 1994. **1997:** Back-up to Barry Sanders at running back for third straight year... Was also a key contributor on special teams (fourth on squad with 20 tackles)... Gained 166 yards and a TD in 29 carries in reserve duty on the season... Season-high seven carries (for 15 yards) at

#### RIVERS' SINGLE-GAME BESTS

**RUSHING ATTEMPTS:** 11 vs. Jacksonville 12/17/95  
**RUSHING YARDS:** 59 vs. Jacksonville 12/17/95  
**RUSHING TD'S:** 1 vs. Jacksonville 12/17/95; vs. Chicago 11/27/97  
**LONG RUSH:** 31 vs. Minnesota 11/16/97

#### RIVERS' OFFENSIVE STATISTICS

| Year          | No.       | RUSHING    |            |           |          | TD       | RECEIVING |            |          |          | TD       | Spec. Teams<br>Tackles |
|---------------|-----------|------------|------------|-----------|----------|----------|-----------|------------|----------|----------|----------|------------------------|
|               |           | Yds        | Avg.       | Lg        | TD       |          | No.       | Yds        | Avg.     | Lg       |          |                        |
| 1994          | 0         | 0          | 0.0        | 0         | 0        | 0        | 0         | 0.0        | 0        | 0        | 0        | 0                      |
| 1995          | 18        | 73         | 4.1        | 19        | 1        | 0        | 0         | 0.0        | 0        | 0        | 0        | 18                     |
| 1996          | 19        | 86         | 4.5        | 26        | 0        | 1        | 8         | 8.0        | 8        | 0        | 0        | 7                      |
| 1997          | 129       | 166        | 5.7        | 31        | 1        | 0        | 0         | 0.0        | 0        | 0        | 0        | 20                     |
| <b>Career</b> | <b>66</b> | <b>325</b> | <b>4.9</b> | <b>31</b> | <b>2</b> | <b>1</b> | <b>8</b>  | <b>8.0</b> | <b>8</b> | <b>0</b> | <b>0</b> | <b>45</b>              |

Chicago (9/14)... Gained a season-high 51 yards in four carries vs. Minnesota (11/16) — also had career-long 31-yard rush in game vs. Vikings... Scored second career touchdown on a 13-yard scamper vs. Chicago (11/27)... Ran 17 yards to gain a first down on his only carry (on a fake punt) in Wild Card playoff game at Tampa Bay (12/28)... Notched career-high four special teams tackles in games at Chicago (9/14) and at Washington (11/9). **1996:** Accumulated 86 yards in 19 carries in reserve duty backing up Barry Sanders... Rushed nine

times for 57 yards (two short of his career-high) at Tampa Bay (9/29), as he saw his most extensive playing time of the season... Was inactive vs. Seattle (11/17) due to calf injury sustained at San Diego (11/11)... Returned to action and carried the ball once for nine yards at Chicago (11/24)... Carried the ball once in each of the season's last five games in addition to seeing action on special teams. **1995:** Emerging as Barry Sanders' primary back-up... Gained 73 yards on 18 carries and scored one touchdown in limited action during the year... Led squad with 18 special teams tackles en route to being named Detroit's 1995 Special Teams MVP... Also made presence felt in last 12 games of 1995 as one of Lions' deep men on kickoffs, recording 19 returns for 420 yards (22.1 avg.)... Made first pro carry vs. Arizona (9/17), gaining two yards... Returned first two kickoffs of his career for 46 yards vs. Cleveland (10/8)... Ran back three kickoffs for 93 yards, including a career-long 51-yarder to begin the game at Washington (10/22)... Saw extensive action in the backfield during the second half vs. Jacksonville (12/17), establishing career-highs with 11 carries for 59 yards and the first TD of his career (a two-yard run). Also vs. Jaguars, he caught the first pass of his career (five yards)... Rushed three times for

• Rivers still holds Fresno State's all-time records for most career rushing yards (3,743), career all-purpose yards (4,388) and yards rushing in a season (1,542 yards in 1993).

• Rivers was voted by his teammates as the Lions' 1995 Special Teams MVP.

16 yards and a one-yard TD run in Lions' NFC Wild Card playoff game at Philadelphia (12/30). **1994:** Spent much of the season on Lions' Practice Squad (signed Sept. 21)... Was signed to Detroit's active roster Dec. 22... Designated inactive for Lions' regular season finale at Miami (12/25) and NFC Wild Card playoff game at Green Bay (12/31).

**COLLEGE and PERSONAL:**

Fresno State's career leader in rushing yards (3,743) and all-purpose yards (4,388)... Set Bulldogs' single-season rushing record with 1,542 yards his senior year in 1993... Selected All-American third-team and first-team Western Athletic Conference by the NFL Draft Report following his senior campaign... Recorded eight 100-yard games and scored 14 TD's his senior year as well... Rushed for 1,007 yards and nine touchdowns his junior year in 1992... Named first-team All-State running back by California Football Magazine, All-CIF Southern Section and Inland Empire Player of the Year his senior year at San Geronio (San Bernardino, Calif.) High School... Donated two tickets to each Lions' home game in 1997 to a local grocery chain's Employee of the Week... Born Ronald Leroy Rivers in Elizabeth City, New Jersey... Married, he and wife, Myla, have a daughter, Malia.

**ADDITIONAL STATISTICS:**

**Kickoff returns —**

1995: 19 returns, 420 yards, 22.1 avg., 51 long.

1997: 2 returns, 34 yards, 17.0 avg., 23 long.

# Ray Roberts

**TACKLE**

Virginia 7th Year

Ht: 6-6 Wt: 308

Born: 6/3/69 (UFA in '96)

# 72



**GAMES PLAYED/**

**STARTED:** 1992 (16/16);

1993 (16/16); 1994 (14/14);

1995 (11/0); 1996 (16/16); 1997 (14/14) [1/1]

**TOTAL:** (87/76) [1/1]

**PRO:** Physical drive-blocker acquired in 1996 as a free agent from Seattle to step in as starting left tackle...

Started the first 46 games of his career for Seattle at left tackle after being selected in the first round of the 1992 NFL draft (10th overall pick)... Suffered through an injury-plagued 1995 campaign, but has started effectively for the Lions in 30 of team's 32 regular season

games since coming to Detroit. **1997:** Second year as Lions' starting left tackle... Part of line that led the way for Barry Sanders to become only the third player in NFL history to rush for 2,000 yards in one season... Started 14 games — missing games at Tampa Bay (10/12) and vs. NY Giants (10/19) — sprained his knee at Buffalo (10/5) while running with a recovered fumble... His teammates awarded him a game ball after the season-opening win vs. Atlanta (8/31) — he played in the game the day after the death of his father... He had missed practice the week before the Atlanta game because of his father's illness and missed a day of practice the week before the Tampa Bay game (9/7) attending his father's funeral... Named co-winner of the Lions' offensive player of the week, along with Barry Sanders, for his effort vs. Chicago (9/14)... Made his first post-season appearance with start in Wild Card playoff game at Tampa Bay (12/28). **1996:** Started all 16 games at left tackle... Set tempo for offensive line with his size, strength and aggressiveness in run blocking as line paved the way for Barry Sanders' third career rushing title... Had the unenviable chore of facing opponent's top pass rusher on a weekly basis. **1995:** Was replaced in Seattle's starting lineup after undergoing arthroscopic ankle surgery on Aug. 2, forcing him to essentially miss training camp and the early part of the season... Was inactive while rehabilitating his ankle for the first five games of the season... Saw brief action at left tackle at Buffalo (10/15), including parts of the Seahawks' first scoring drive... Split time at both right and left tackle the following week vs. San Diego (10/22)... Played on special teams at Arizona (10/29)... Did not start, but alternated series' with James Atkins at left tackle during the next seven games to close the season. **1994:** Started the first 14 games at left tackle before breaking his ankle at Houston (12/11)... Missed the last two contests of '94 on Injured Reserve... Designated a transition player on Feb. 15 following the season. **1993:** Started all 16 Seahawks' games at left tackle for second consecu-

• Roberts contributed to the Lions' official Internet site during the 1997 season with a weekly journal entry.

• In 1992, Roberts became the only Seattle Seahawks' offensive lineman ever to start every game in his rookie season.

tive year... Did not miss an offensive play the entire year... Key component in Seattle's rushing attack which led the AFC with 125.9 yards on the ground per game. **1992:** Stepped in immediately as club's starting left tackle, starting all 16 games... Became the 10th rookie and first offensive lineman in team history to

start every game... Was one of six rookies in the NFL to start all of his team's games and the only first-rounder on offense... Played every snap in 13 of 16 games and missed only 38 plays the entire year... Named first-team All-Rookie by College and Pro Football Newsweekly.

#### COLLEGE and PERSONAL:

Four-year letterman and starter at Virginia, starting 39 of the last 40 games of his collegiate career... Unanimous first-team All-Atlantic Coast Conference choice as a senior in 1991... Earned first-team All-America honors by Kodak and was a second-team pick by the Associated Press and United Press International... Finalist for the Lombardi and Outland Trophies in 1991, given to the nation's top interior college linemen... First-team All-ACC pick and conference Offensive Lineman of the Year in 1990-91... All-ACC second-team by the Associated Press as a sophomore in 1989... Won the 1989 Speed Elliot Award given to the Cavaliers' Most Improved Player... Moved into a starting spot as a redshirt freshman in 1988... Was switched to offensive tackle from the defensive line in the spring after redshirting in 1987... Graduated in December, 1991 with a communications degree... 1997 Lions' recipient of the Ed Block Courage Award... Contributed to Lions' official Internet site during '97 season by writing a weekly diary... Teammate of current Lions Herman Moore and Greg Jeffries while at Virginia... Enjoys listening to music and playing pool and golf in his spare time... Football and basketball letterman at Asheville (N.C.) High School... Involved with "Think First" previously, promoting bicycle safety... Ray and his wife, Beth, were married May 8, 1993, and have a daughter, Reagan Nicole, who was born March 19, 1997.



# Juan Roque

## TACKLE

Arizona State 2nd Year  
Ht: 6-8 Wt: 333  
Born: 1/6/74 (D-2 in '97)

# 73

### GAMES PLAYED/

STARTED: 1997 (13/1)

TOTAL: (13/1)

**PRO and 1997:** Huge, physical force along the offensive line... Great work ethic has him firing off until the whistle blows on every play... Spent majority of

rookie campaign learning the system and becoming more adept at pro techniques, especially in pass blocking... Made significant strides as the year progressed...

Saw most of his playing time on special teams and occasionally on goal-line defensive unit... Made debut on offensive line at Buffalo (10/5) when Ray Roberts went down with a knee injury... Also went in for a time at right tackle vs. Indianapolis (11/23) when Larry Tharpe sprained his ankle... Made first career start (right tackle) vs. Chicago (11/27), again for injured Tharpe... Suffered knee injury during that game and was placed on Injured Reserve Dec. 2...

At the time of his injury, coaches were contemplating whether to insert him into starting lineup for remainder of the season... Lions' first of two second round selections in the 1997 NFL Draft (35th overall).

**COLLEGE and PERSONAL:** All-America first-team choice as a senior at Arizona State by Walter Camp and American Football Coaches Association... One of three finalists for the Outland Trophy and Lombardi Award in 1996 as well... First-team All-Pac 10 pick as a senior who was a big part of Sun Devils' undefeated regular season and appearance in 1997 Rose Bowl... Registered 85 knockdowns and did not allow a sack during senior campaign playing left tackle... Second-team All-American choice as a junior in 1995 by The Poor Man's Guide to the NFL

Draft... Consensus first-team All-Pac 10 pick as a junior... Started every game for Arizona State in '95 at left tackle as offense gained 2,019 yards rushing

and scored 19 TD's on the ground... Participated in 825 plays in 1995, seeing action on every offensive down except 25 plays vs. UTEP and 12 plays vs. Nebraska... Finished on 550 of his 564 blocking assignments during '95 as well... Started first seven games of his sophomore season, and season finale at right guard, while starting at right tackle in all remaining contests... Played in every game in 1993 as a redshirt freshman, with

one start at left tackle... Redshirted in 1992... Consensus All-American and All-State selection as a high school senior in 1991 at Ontario (Calif.) High School... Also named to Long Beach Press-Telegram's "Best of the West" and Tacoma News-Tribune's "Western 100" prep lists... Rated the state's best offensive line prospect in 1991 by Blue Chip Illustrated... Graduated from Arizona State in May, 1996 with a degree in Latin American History... Was enrolled in post-graduate master's program when he was drafted into the NFL by the Lions... Has spent time in California, Arizona and in Detroit-area as volunteer speaker at various events... Son of Maria and Armando Roque... Married, his wife's name is Maria... Born Juan Armando Roque in San Diego, California.

- Roque sponsors a team in an "inter barrio" football league in the Phoenix area that has been successful in recent years at easing tensions between rival neighborhoods.

- Roque protected Arizona Cardinals' starting QB Jake Plummer's blind side as Arizona State's starting left tackle in 1995-96. Lions' RB Terry Battle also was a teammate of Roque's in college.



# Matt Russell

## LINEBACKER

Colorado 2nd Year

Ht: 6-2 Wt: 245

Born: 7/5/73 (D-4 in '97)

# 54

### RUSSELL'S SINGLE-GAME BESTS

TACKLES: 13 at New Orleans 9/21/97  
SPECIAL TEAMS TACKLES: 6 vs. New York Giants 10/19/97

**GAMES PLAYED/  
STARTED:** 1997 (14/0)  
[1/0] **TOTAL:** (14/0)  
[1/0]

**PRO and 1997:** Hard-nosed young linebacker who spent rookie campaign in backup role at middle linebacker and as one of squad's top special teams players... Shows a nose for the ball in run-stopping, and possesses ample speed to cover a back or tight end in the middle of the field... Always running on full-throttle... Led team with 28 special teams tackles as a rookie... Saw action on defense mostly in short-

yardage and goal-line packages... Most extensive playing time came at New Orleans (9/21) when he replaced starter Stephen Boyd (groin) and made a career-high and team-leading 13 tackles... Led team with six special teams tackles vs. NY Giants (10/19), the highest single-game total by a Lion in 1997... Made two tackles in short-yardage situations at Washington (11/9), including a stop for no gain on third down which forced a punt... Saw action solely on special teams in Wild Card playoff game at Tampa Bay (12/28)... Detroit's fourth round selection (130th overall) in the 1997 NFL Draft.

**COLLEGE and PERSONAL:** Recipient of the 1996 Butkus Award, given to the top linebacker in college football... Left Colorado ranking second on the school's career tackles list (446), topped only by Barry Remington (493, 1982-86)... His 282 unassisted tackles broke Greg Biekert's previous Buffaloes' record of 280 (1989-92)... Also ranked fourth in Colorado annals with 44 tackles for losses... Unanimous first-team All-American selection as a senior in 1996... Won the '96

### RUSSELL'S DEFENSIVE STATISTICS

| 1997        |        | TACKLES   |           |          |            | Sacks      | Int's    | Passes     | Fumbles   |
|-------------|--------|-----------|-----------|----------|------------|------------|----------|------------|-----------|
| Spec. Teams | Opp.   | Total     | Solo      | Asst.    | No/Yds     | No/Yds     | Def.     | Rec./For.  | Tackles   |
| 8/31        | ATL    |           |           |          |            |            |          |            |           |
| 9/7         | TB     |           |           |          |            |            |          |            |           |
| 9/14        | @ Chi  | 0         | 0         | 0        | 0/0        | 0/0        | 0        | 0/0        | 2         |
| 9/21        | @ NO   | 13        | 8         | 5        | 0/0        | 0/0        | 0        | 0/0        | 0         |
| 9/28        | GB     | 0         | 0         | 0        | 0/0        | 0/0        | 0        | 0/0        | 0         |
| 10/5        | @ Buf  | 1         | 1         | 0        | 0/0        | 0/0        | 0        | 0/0        | 2         |
| 10/12       | @ TB   | 0         | 0         | 0        | 0/0        | 0/0        | 0        | 0/0        | 1         |
| 10/19       | NYG    | 0         | 0         | 0        | 0/0        | 0/0        | 0        | 0/0        | 6         |
| 11/2        | @ GB   | 0         | 0         | 0        | 0/0        | 0/0        | 0        | 0/0        | 0         |
| 11/9        | @ Wash | 2         | 2         | 0        | 0/0        | 0/0        | 0        | 0/0        | 1         |
| 11/16       | MIN    | 0         | 0         | 0        | 0/0        | 0/0        | 0        | 0/0        | 1         |
| 11/23       | INDY   | 0         | 0         | 0        | 0/0        | 0/0        | 0        | 0/0        | 3         |
| 11/27       | CHI    | 3         | 2         | 1        | 0/0        | 0/0        | 0        | 0/0        | 4         |
| 12/7        | @ Mia  | 1         | 0         | 1        | 0/0        | 0/0        | 0        | 0/0        | 2         |
| 12/14       | @ Min  | 0         | 0         | 0        | 0/0        | 0/0        | 0        | 0/0        | 2         |
| 12/21       | NYJ    | 0         | 0         | 0        | 0/0        | 0/0        | 0        | 0/0        | 4         |
| <b>1997</b> |        | <b>20</b> | <b>13</b> | <b>7</b> | <b>0/0</b> | <b>0/0</b> | <b>0</b> | <b>0/0</b> | <b>28</b> |

Zack Jordan Award, given to the team's Most Valuable Defensive Player... Named '96 College Athlete of the Year by the Colorado Hall of Fame... All-Big 12 Conference first-team pick... Semi-finalist for the Bronko Nagurski Award, Lombardi Award and Football News' Player of the Year Award... Led the team with 137 tackles (83 solos) in '96... Also had three sacks and 13 stops for losses... Second-team All-American pick by The Poor Man's Guide to the NFL Draft in 1995, adding third-team accolades from Associated Press and honorable mention from United Press International... All-Big Eight Conference first-team choice by the coaches, Football News and Associated Press... Started every game at middle linebacker in '95, leading the team with 119 tackles and four sacks, in addition to 12 stops for losses... Also posted a team-high 16 third-down stops and recovered a fumble, deflected two passes and had an interception... All-Big Eight conference honorable mention as a sophomore in 1994 — started at weakside inside linebacker... All-American first-team pick by Tom Lemming's Prep Football Report and Super Prep mag-

azine as a high school senior in 1991, adding second-team honors from Blue Chip Report and honorable mention from USA Today at Belleville East (Ill.) High... Chicago Tribune and Chicago Sun Times All-State first-team choice... Added All-East District, All-Conference and All-St. Louis Metro honors as a senior... Recorded 146 tackles (76 solos) with eight sacks, 10 pass deflections, three interceptions, four forced fumbles, three fumble recoveries and five blocked kicks on defense, in addition to three carries for 70 yards as a fullback in his final year... Served as the team's placekicker in 1990-91, making all five field goals and 16 of 17 PAT's as a senior, and connecting on 11 of 12 PAT's as a junior... Best prep performance came as a senior in a 24-20 win over Althoff High (ended Althoff's 27-game winning streak) as he posted 16 tackles with two blocked punts, kicked three extra points and a field goal and rushed once for 32 yards... Lettered in wrestling as a

• Russell was the 1996 recipient of the Butkus Award, given annually to college football's top linebacker.

• In the only game during his rookie year in which he played significant minutes, Russell collected a career-high 13 tackles at New Orleans on September 21, 1997.

senior also, winning the regional heavyweight title with a 17-2 record... Lettered in track, competing in the 100 meters (11.5), shot put (47'0") and discus (152'0")...

Communications major at Colorado, twice earning Colorado "Academic Starters" honors... Brother, Randy, was a defensive end and outside linebacker at Arkansas (1988-89) before a neck injury ended his career... His father, Charles

Phillip Russell, played football at New Mexico Military Institute before transferring to Baylor (1967)... Father was in the military and the family lived in Japan, England, Germany, Alabama and Washington D.C. before settling in Illinois while Russell was in high school... Mom, Laura, is a nurse... As a child, he played soccer for the English National Under-14 team that toured Europe before his family returned to America... Worked as an oyster shucker one summer... Born in Tokyo, Japan... Hometown is Fairview Heights, Illinois, but now resides in Boulder, Colorado.



# Barry Sanders

## RUNNING BACK

Oklahoma State 10th Year

Ht: 5-9 Wt: 203

Born: 7/16/68 (D-1 in '89)

# 20

### GAMES PLAYED/

**STARTED:** 1989 (15/13);  
1990 (16/16); 1991 (15/15)  
[2/2]; 1992 (16/16); 1993  
(11/11) [1/1]; 1994 (16/16)  
[1/1]; 1995 (16/16) [1/1];  
1996 (16/16); 1997 (16/16)  
[1/1] **TOTAL:** (137/135)  
[6/6]

**PRO:** One of the most electrifying players ever to play in the NFL, Sanders is a threat to go the distance any time he touches the ball... His assault on the NFL record books continues annually — he already owns virtually every Lions' offensive rushing record conceivable (16 in all)... After record-setting 1997 campaign, he enters 1998 in second-place on the NFL's all-time rushing list with 13,778 yards (trails all-time leader Walter Payton by 2,948 yards)... Became only the third player in NFL history (O.J. Simpson with 2,003 yards in 1973, and Eric Dickerson with 2,105 yards in 1984) to rush for more than 2,000 yards in a season by gaining league-leading 2,053 yards in 1997... Ended '97 with a league-record 14 consecutive 100-yard outings (his 68 career 100-yard games is second all-time to Payton's 77)... Also enters '98 with all-time league record 10 consecutive 100-yard rushing games on the road... Only Simpson (six) has rushed for 200 yards in a game more often than Sanders (he, Jim Brown and Earl Campbell have four such career outings)... In 1996, became both the first player in NFL history to rush for 1,500 yards in three consecutive years, and rush for 1,000 yards in eight straight seasons (now first nine years of his career)... Third-fastest player in league history to tally 10,000 career rushing yards (Sanders' 103 games trailed only Brown and Dickerson)... Has 23 career games of 150 rushing yards-or-more, which sur-

### SANDERS' SINGLE-GAME BESTS

|                   |   |
|-------------------|---|
| RUSHING ATTEMPTS: | 40 at Dallas 9/19/94                          |
| RUSHING YARDS:    | 237 yards vs. Tampa Bay 11/13/94              |
| RUSHING TD'S:     | 4 at Minnesota 11/24/91                       |
| LONG RUSH:        | 85 at Tampa Bay 10/2/94                       |
| RECEPTIONS:       | 9 vs. Minnesota 10/6/91; at Minnesota 9/10/95 |
| RECEIVING YARDS:  | 135 at Kansas City 10/14/90                   |
| RECEIVING TD'S:   | 1 (10 times; Last: at Tampa Bay 10/12/97)     |
| LONG RECEPTION:   | 66f vs. Tampa Bay 9/7/97                      |
| TOTAL YARDS:      | 253 yards vs. Tampa Bay 11/13/94              |
| TOTAL TD'S:       | 4 at Minnesota 11/24/91                       |

### SANDERS' CAREER OFFENSIVE STATISTICS

| Date          | RUSHING      |               |            |           |           | RECEIVING  |              |            |            |           |
|---------------|--------------|---------------|------------|-----------|-----------|------------|--------------|------------|------------|-----------|
|               | No.          | Yds.          | Avg.       | Long      | TD        | No.        | Yds.         | Avg.       | Long       | TD        |
| 1989          | 280          | 1,470         | 5.3        | 34        | 14        | 24         | 282          | 11.8       | 46         | 0         |
| 1990          | 255          | 1,304         | 5.1        | 45f       | 13        | 36         | 480          | 13.3       | 47f        | 3         |
| 1991          | 342          | 1,548         | 4.5        | 69f       | 16        | 41         | 307          | 7.5        | 34         | 1         |
| 1992          | 312          | 1,352         | 4.3        | 55f       | 9         | 29         | 225          | 7.8        | 48         | 1         |
| 1993          | 243          | 1,115         | 4.6        | 42        | 3         | 36         | 205          | 5.7        | 17         | 0         |
| 1994          | 331          | 1,883         | 5.7        | 85        | 7         | 44         | 283          | 6.4        | 22         | 1         |
| 1995          | 314          | 1,500         | 4.8        | 75f       | 11        | 48         | 398          | 8.3        | 40         | 1         |
| 1996          | 307          | 1,553         | 5.1        | 54f       | 11        | 24         | 147          | 6.1        | 28         | 0         |
| 1997          | 335          | 2,053         | 6.1        | 82f       | 11        | 33         | 305          | 9.2        | 66f        | 3         |
| <b>Career</b> | <b>2,719</b> | <b>13,778</b> | <b>5.1</b> | <b>85</b> | <b>95</b> | <b>315</b> | <b>2,632</b> | <b>8.4</b> | <b>66f</b> | <b>10</b> |

passed Brown's previous NFL record of 22... His 13 career scoring runs of 50 yards-or-more is also an NFL record... Enters '98 with 105 career touchdowns, tying him with Don Hutson for eighth-place on the NFL's all-time chart... His 95 career rushing TD's rank sixth in that all-time NFL category... Only two NFL players rushed for more yards in their first 100 games than Sanders, Brown (10,833) and Dickerson (10,818)... The only player ever to rush for 1,000 yards in nine consecutive seasons... Sanders captured his first NFL rushing title with 1,304 yards in his second season (1990) and has won subsequent crowns in 1994 (1,883 yards), '96 (1,553 yards) and '97 (2,053 yards)... 1,883 yards in '94 was at the time, the fourth-highest single-season tally in league history... Surpassed Billy Sims in 1993 as the Lions' all-time leading rusher (Sims is second with 5,106 yards)... Had a streak of 803 consecutive attempts (703 rushes, 100 receptions) without fumbling the ball to the opponents broken Sept. 17, 1995 vs. Arizona... Among team career records he holds are for most rushing yards (13,778), rushing attempts (2,719) rushing touchdowns (95) and total touch-

downs (105)... Also holds team single-game records for most rushing yards (237 vs. Tampa Bay on Nov. 13, 1994), most rushing TD's (four at Minnesota on Nov. 24, 1991) and most rushing attempts (40 at Dallas on Sept. 19, 1994)... Holds Lions' all-time seasonal marks for most rushing yards (2,053 in '97), most rushing attempts (342 in 1991) and both rushing and total touchdowns (16 in 1991)... Holds the top six all-time team seasonal rushing outputs (and nine of the top 11)... Has been named a Pro Bowl starter following each of his nine professional seasons... Enters 1998 in fourth-place on Lions' all-time scoring list with 630 points... 314 career receptions places him in fifth-place on Lions' all-time list (needs 23 catches in '98 to reach third-place)... Has been voted the Lions' Offensive MVP by his teammates an unprecedented eight years... Detroit's first round selection (third overall pick) in the 1989 NFL Draft. 1997: Enjoyed one of the most prolific seasons in NFL history... Became only the third player in NFL history to rush for more than 2,000 yards in a season (2,053 yards), joining Eric Dickerson (2,105 in 1984) and O.J. Simpson (2,003 in 1973)... Vaulted into second-place on NFL's all-time rushing list with 13,778 yards, trailing only Walter Payton (16,726 yards) - began '97 in seventh-place and passed Marcus Allen, Franco Harris, Jim Brown, Tony Dorsett and Dickerson during course of the year... Set an NFL record for the most 100-yard games in a season with 14 (also a record for consecutive 100-yard games)... Recorded 100-plus rushing yards in all eight road games, giving him a NFL record 10 such consecutive outings (dating back to 1996)... He and Herman Moore became the first duo from the same team since 1954 to either win (Sanders) or share (Moore tied with Oakland's Tim Brown) league rushing and receiving titles in the same season... San Francisco's Billy Wilson tied for the league lead with 60 receptions (Philadelphia's Pete Pihos) and his teammate, Joe Perry, rushed for a league-leading 1,049 yards in 1954... Topped the 1,500-yard mark for an NFL record fifth time (he previously shared the league record of four with Payton and Dickerson)... Became the first player in NFL history to post two 80-yard TD runs in one game (80 and 82 yards at Tampa Bay (10/12) and three 80-yard TD runs in a single season (also an 80-yarder vs. Indianapolis (11/23))... Named NFL MVP by Pro Football Writers of America, The Sporting News, Pro Football Weekly, Football Digest, Sports Illustrated and the Maxwell Club ... Named NFL Offensive Player of the Year by Associated Press, College and Pro Football Weekly and the Newspaper Enterprise Association - also named co-NFL MVP by AP... Named Miller Lite Player of the Year, a league-sanctioned award which was presented to him at Super Bowl XXXII in San Diego... First-team All-Pro accolades by Associated Press, Sports Illustrated, Pro Football Weekly, College and Pro Football Weekly, The Sporting News, Football Digest and USA Today...

Earned NFC Offensive Player of the Month award for October, November and December, becoming the first NFL player to capture the award in consecutive months since Steve Young in November and December of 1994, and first ever to win the award three times in a single season... After being held to 53 yards in 25 carries in the season's first two games, he exploded for 100 yards in every remaining regular season game... Recorded second career 100-yard receiving game vs. Tampa Bay (9/7) with season-high eight catches for 102 yards and a 66-yard TD grab... Started 100-yard rushing string with 161 yards in 19 carries at Chicago (9/14)... First two rushing touchdowns of the year came in spectacular fashion at Tampa Bay (10/12) as he raced 80 and 82 yards for scores (24 carries for 215 yards on the day)... Three games in a row of 105 yards vs. NY Giants (10/19), at Green Bay (11/2) and at Washington (11/9)... Notched second 200-yard rushing performance of the season vs. Indianapolis (11/23) with 24 carries for 216 yards and an 80-yard TD jaunt... Captivating effort on Thanksgiving Day vs. Chicago (11/27) with 19 carries for 167 yards and season-high three touchdowns... Season-high 30 carries for 137 yards and a score at Miami (12/7)... Record-setting outing vs. NY Jets (12/21) when he went over the 2,000-yard mark for the season - had 184 yards in 23 carries on the day... After reaching 2,000 yards on an otherwise ordinary two-yard run late in the fourth quarter, he uncorked a 53-yard jaunt to the Jets' three-yard-line... Held to 65 yards on 18 carries in Wild Card playoff contest at Tampa Bay (12/28). 1996: Won third career rushing title in dramatic fashion, cruising for 175 yards in season-ending Monday night game at San Francisco (12/23) - came into game needing 161 yards to surpass Denver's Terrell Davis (1,538 yards)... Finished season with 1,553 yards on the ground, then the second-highest seasonal total in his career, trailing only 1994's 1,883-yard output... Named as starter in Pro Bowl for eighth straight year, in addition to garnering first-team All-Pro honors from Pro Football Weekly, Pro Football Writers of America and The Sporting News... Named second-team All-Pro by College and Pro Football Newsweekly, UPI, Associated Press and Football Digest... Became the first player in NFL history to rush for 1,500 yards in three consecutive years... Eighth-straight 1,000-yard campaign also broke NFL standard, formerly held by Eric Dickerson with seven... Jumped from 10th-place into the seventh-slot on the NFL's all-time rushing list - passed Ottis Anderson, O.J. Simpson and John Riggins in '96... Topped the century mark in season's first two games for first time in career - 163 yards in 24 carries at Minnesota (9/1) and 125 yards in 20 carries the following week vs. Tampa Bay (9/8)... After quick two-game start, went six straight games without topping the century mark (longest such skid since 1990)... Did notch first of two multi-TD games at Philadelphia (9/15) with second half scoring runs of eight and one yard... Heftiest total

during six-game span was 86 yards in 26 carries in game vs. Atlanta (10/6)... Began second half of campaign in fine fashion with 152-yard effort in 26 carries at Green Bay (11/3) vs. NFL's top-rated defense at the time... Game at Packers also started TD binge of seven scores in six games (only time in career scored in six straight games)... Held to 51 yards rushing at San Diego (11/11), but notched two TD scampers (two and 11 yards); also went over 11,000-yard rushing plateau in outing vs. Chargers... Enjoyed most productive yards per carry day of year vs. Seattle (11/17) with 16 carries for 134 yards (8.4 avg.)... Surpassed 1,000-yard barrier for record eighth time in career with 21-carry, 107-yard effort at Chicago (11/24), including dazzling 22-yard scoring run... Second big game vs. Minnesota of year (12/8) with 134 yards in 20 carries... Ended year with sterling effort vs. 49ers and was named NFL's Miller Lite Player of the Week. **1995:** Named to NFC's starting Pro Bowl squad for the seventh consecutive season... Rushed for 1,500 yards, at the time, the third-highest total of his career... Finished with a career-high 48 receptions for 398 yards and one TD... Named first-team All-Pro by Associated Press, College and Pro Football Newsweekly, Football Digest, Pro Football Weekly, Pro Football Writers of America, The Sporting News and Sports Illustrated... Was named All-NFC first-team by Football News and United Press International... All-Madden Team member and NFC Offensive Player of the Week for game vs. Green Bay (10/15)... Rushed for 108 yards on 21 carries in the season opener at Pittsburgh (9/3)... Tied his career-high with nine receptions (for 60 yards) at Minnesota (9/10)... Totaled 147 yards on 24 carries (6.1 yard avg.), including a 47-yard TD run vs. Arizona (9/17)... His streak of 803 consecutive attempts (703 rushes and 100 receptions) without a turnover was broken in the fourth quarter against Arizona — his last previous turnover had been Dec. 6, 1992 at Green Bay... Exploded for 157 yards and three TD's vs. Cleveland (10/8), including the longest scoring run of his career at the time (75 yards)... Topped the century mark for the fourth time in six games with 124 yards on 18 attempts at Green Bay (10/15)... Rushed for a season-high 167 yards on 22 carries vs. Green Bay (10/29)... Scored a TD on a 55-yard run on a fake reverse vs. Tampa Bay (11/12)... Scored two TD's and rushed for 120 yards on 24 carries at Chicago (11/19), the game in which he went over the 1,000-yard mark for the season — joined Eric Dickerson as the only two backs in NFL history to rush for over 1,000 yards in each of their first seven seasons... Posted his seventh 100-yard game of the season with 138 yards, including

a 50-yard TD run, in Thanksgiving Day win over Minnesota (11/23)... Totaled 90 yards rushing and 93 yards receiving, including his only TD catch of the season, in Monday Night win vs. Chicago (12/4)... Scored a TD and rushed for 54 yards at Houston (12/10), putting him over the 10,000-yard mark for his career, (10th player in NFL history)... Had 10 carries for 40 yards and caught two passes for 19 yards in Wild Card playoff contest at Philadelphia (12/30). **1994:** Named Associated Press Offensive Player of the Year... Set a career-high and Lions' single-season rushing record with 1,883 yards (breaking his own record of 1,548 yards set in 1991)... At the time, his 1,883 yards represented the fourth-highest single-season rushing total in NFL history... Set a Lions' single-game record with 237 yards vs. Tampa Bay (11/13) (at the time the sixth-best single-game mark in NFL history)... Established a new club record with 40 carries at Dallas (9/19)... Started his sixth consecutive Pro Bowl... Named NFL Player of the Year by Football Digest and NFL Films... First-team All-Pro accolades by The Sporting News, USA Today, College and Pro Football Newsweekly, Tom Jackson's Pro Football Update, Football Digest, Pro Football Weekly, Pro Football Writers of America and Sports Illustrated... All-NFC first-team pick by Football News and United Press International... Also named NFL Players Association NFC Most Valuable Player, winner of the 1994 "Espy" Award for NFL Performer of the Year, Lions' Offensive MVP and Lions' Quarterback Club Offensive MVP...

• Sanders enters the 1998 season in second-place on the NFL's all-time rushing list, trailing Walter Payton by 2,948 yards.

• Sanders also enters the '98 campaign having rushed for 100 yards-or-more in an NFL-record 14 consecutive regular season games.

Voted as NFC Player of the Month for October, NFL Miller Lite Player of the Week (Week 3) and NFC Offensive Player of the Week (Weeks 3, 10 and 16)... Had ten 100-yard games (to push his club-record career total to 40)... Of the nine rushes over 60 yards in the NFL in 1994, Sanders accounted for six of them... Rushed for 120 yards in 27 carries in the season opener vs. Atlanta (9/4)... Surpassed the 7,000-yard mark for his career with 194 yards in a career-high 40 carries at Dallas (his 40 carries are the most ever against the Cowboys)... Performance earned him NFL Miller Lite Player of the Week and NFC Offensive Player of the Week honors... Posted his third 100-yard game of the season and scored the first two TD's of the season vs. New England (9/25)... One of his TD runs against the Patriots made every highlight reel as he turned Patriots' defensive back Harlan Barnett around three times... Made the longest run of his career and the second-longest in club history at Tampa Bay (10/2) — an 85-yard jaunt in which he lost one of his shoes as he broke through the line of scrimmage... Totaled 166 yards rushing (third-straight 100-yard outing) in that game... Broke an 84-yard run vs. Chicago (10/23), the longest run in Silverdome history and the second-

longest of his career... (Rushed for 167 yards in 23 carries in the game)... Caught a swing pass and broke four tackles for a nine-yard gain to make a first down and keep Lions' drive alive in overtime leading to the game-winning field goal at N.Y. Giants (10/30)... Recorded his sixth 100-yard game of the season with 146 yards (including a 62-yard sprint) against the Giants... Made a season-high eight catches for 51 yards at Green Bay (11/6)... Set a Lions' record with a career-high 237 rushing yards (long run of 69 yards) vs. Tampa Bay (11/13)... Earned NFC Player of the Week Honors for his performance against the Bucs (the second time of the season)... Gained 188 yards vs. Green Bay (12/4) to set a new Lions' single-season rushing record, breaking his record of 1,548 set in 1991... Surpassed the 10,000-yard mark in career total yardage against the Packers... Caught his only TD pass of the season at N.Y. Jets (12/10) — totaled 127 rushing yards (87 in the fourth quarter) against the Jets... Gained 110 yards in 17 carries (tenth 100-yard game of the season) vs. Minnesota (12/17)... Scored two rushing TD's, (one a 64-yarder), and led team with four catches for 27 yards against the Vikings, which earned him NFC Offensive Player of the Week honors for the third time of the season... Limited to only 52 yards on the ground vs. Miami (12/25), as he fell short in his quest for 2,000 yards... Led team with seven catches for 58 yards against the Dolphins... Held to a career-low -1 yard in 13 rushes and caught three passes for four yards in the Wild Card playoff game at Green Bay (12/31). **1993:** Before suffering an injured left knee in Detroit's Thanksgiving Day game against Chicago (11/25), Sanders was leading the NFL with 1,052 yards (Buffalo's Thurman Thomas was second with 962) and was on pace to rush for a club-record 1,682 yards... Sprained knee forced him to miss the last five games of the regular season (had only missed two previous games in his career)... After five weeks of rehabilitation, Sanders returned with an outstanding performance in the Wild Card playoff game vs. Green Bay (1/8) with 27 carries for 169 yards... Voted to start his fifth straight Pro Bowl but did not play due to injury... Was voted the Lions' Quarterback Club Offensive MVP... Recorded his first 100-yard game of the season at New England (9/12) with 148 yards in 32 carries... Surpassed the 6,000-yard rushing mark for his career with 90 yards in 22 carries vs. Phoenix (9/26)... Totaled 130 yards and a TD in 22 carries, and led team with four catches for 21 yards at Tampa Bay (10/3)... Notched his third 100-yard game of the season with a 101-yard rushing effort vs. Seattle (10/17)... Posted what was then the second-highest rushing total of his career with 187 yards in 29 carries vs. Tampa Bay (11/7)... Named NFL Player of the Week by the PFWA and NFC Offensive Player of the Week for his performance vs. the Bucs... Surpassed the 1,000-yard mark for the fifth time in as many seasons with 75 yards in 17 carries at Green Bay (11/21)... Left the game in the third quarter with a knee injury vs.

Chicago (11/25), rushing for 63 yards in 16 carries and catching three passes for 11 yards before he was injured... Was inactive for the final five games of the regular season. **1992:** Started his fourth consecutive Pro Bowl... Earned All-NFC honors from UPI, Football News and Pro Football Weekly... Named to the All-Madden Team... Named second-team All-Pro by Associated Press, N.E.A. and College and Pro Football Newsweekly... Finished second in the NFC and fourth in the NFL with 1,352 yards rushing... Rushed for 109 yards in 19 carries, including a dazzling 43-yard touchdown run, in the season opener at Chicago (9/6)... Rushed for 122 yards in 21 carries and a season-high two TD's at Tampa Bay (10/25) — one of the scores was a 55-yarder, his longest run of the season... Went over the 5,000-yard mark for his career with 94 rushing yards in 24 carries at Pittsburgh (11/15)... Season-high 151 yards rushing, in addition to taking over the Lions' career rushing lead at Cincinnati (11/22)... Made his first touchdown reception of the season and ran for another TD vs. Houston (11/26)... Recorded 114 yards in 16 carries at Green Bay (12/6) (putting him over the 1,000-yard mark for the season) and attempted the first pass of his career, which fell incomplete... Totaled 113 yards in 20 carries with one touchdown vs. Chicago (12/20) — also had the longest reception of his career at the time vs. the Bears, a 48-yarder... Tallied 104 yards in 19 carries (seventh 100-yard game of the season) at San Francisco (12/28). **1991:** Captured consensus All-Pro honors (AP, UPI, PFWA, Pro Football Weekly, Sporting News, College & Pro Football Weekly, Football Digest, Sports Illustrated's Dr. "Z" Team, Football News and the All-Madden Team)... NFL Players Association NFC Most Valuable Player... Football Digest's NFL Player of the Year... Recipient of the Maxwell Football Club's Pro Player of the Year Award... Made his third consecutive start in the Pro-Bowl... 1991 NFL touchdown leader (17) and second in league with a club-record 1,548 yards rushing... Named the NFC's Offensive Player of the Month for September... Led Detroit in scoring for the second straight year... Became the first non-kicker in Lions history to score more than 100 points in a season (102)... Sustained a rib injury in preseason game at Kansas City (8/17), which kept him on sidelines for Detroit's regular season opener at Washington (9/1)... Rushed a then-career-high 32 times for 143 yards vs. Miami (9/15)... Picked up 179 yards on 30 attempts at Indianapolis (9/22), including TD runs of two and 23 yards... Carried the ball 27 times for 160 yards with a then-career-long 69-yard TD run vs. Tampa Bay (9/29)... Ran for 116 yards and caught a career-high nine passes for 76 yards vs. Minnesota (10/6), scoring the winning TD on a 15-yard scamper with 36 seconds remaining in the game (had 69 yards on 10 carries in the fourth quarter as Detroit scored three TD's in final eight minutes to win)... In win at Minnesota (11/24), rushed for a then-franchise-record 220 yards and club-record four TD's, earning NFC Offensive Player of the

Week honors... Posted his then-team-record eighth 100-yard game of the season with 108 yards and a TD on 26 carries at Buffalo (12/22) as he tied Billy Sims' career TD record (47)... Had 69 yards on 12 carries in the Divisional playoff contest vs. Dallas (1/5), but managed a game-breaking 47-yard TD dash in the fourth quarter... Picked up 44 yards on 11 attempts and caught four passes for 15 yards in the NFC Championship Game at Washington (1/12). 1990: Named All-Pro by AP, UPI, PFWA, Pro Football Weekly, Sporting News, College & Pro Football Weekly, Sports Illustrated's Dr. "Z" Team, and Football News... Earned his second straight appearance as a Pro Bowl starter... Claimed the NFL rushing title with 1,304 yards on 255 carries (5.1 yard average with 13 TD's)... Became the first Lion to win that title since Byron "Whizzer" White led the league with 514 yards in 1940... Named the Lions' Offensive MVP and tied the club record for most TD's in a season (16) and, with 96 points, became the first non-kicker to lead Detroit in scoring since Mel Farr and Bill Gumbrell each tallied 42 points in 1968... Keyed Detroit's 34-27 win at Minnesota (10/7) with 82 yards on 15 carries and the first touchdown pass of his pro career, a 22-yarder from Bob Gagliano... Posted his first 100-yard receiving day with five grabs for a career-high 135 yards, and also rushed for 90 yards on 16 carries and a TD at Kansas City (10/14)... Exploded on Thanksgiving Day vs. Denver (11/22), sprinting for 147 yards on 23 carries and a rushing and receiving TD apiece — selected as the Miller Lite Player of the Week for his performance against the Broncos... In Monday Night outing vs. LA Raiders (12/10), went over the 1,000-yard barrier with a 176-yard effort on 25 carries, scoring on each of Detroit's first two drives... Named the NFC Offensive Player of the Week for the first time in his career for his performance against the Raiders... Ran for 135 yards on 19 carries on a frozen turf at Green Bay (12/22), scoring the game-winning TD on a six-yard run with 3:55 remaining in the game. 1989: Re-wrote the Lions' rushing record book in his rookie season — 1,470 yards eclipsed the club's single-season rushing mark and the rookie mark previously held by Billy Sims, while his 14 rushing touchdowns also established a new Detroit record... Named first-team All-Pro by Associated Press, College and Pro Football Newsweekly, Pro Football Writers of America, Football Digest, The Sporting News and Pro Football Weekly... Voted NFL Rookie of the Year by Sports Illustrated, The Sporting News, NFL Films and Pro Football Writers of America... NFL Offensive Rookie of the Year by Pro Football Weekly, Football Digest, College and Pro Football Newsweekly and Associated Press... Selected first-team All-NFC by Football News and United Press International... NFC Rookie of the Year by UPI... Lions' Offensive MVP and the Lions' Quarterback Club Offensive MVP... Season culminated with first career trip to the Pro Bowl... Returned five kickoffs for 118 yards (23.6 avg.)... Signed a contract on Sept. 8th... Two days later

in the season opener vs. Phoenix (9/10), Sanders electrified the Silverdome crowd entering the contest in the third quarter with a 18-yard dash on his first NFL carry... Running a variation of only one play, he finished the day with 71 yards and a TD on nine carries... The following week at NY Giants (9/17), he had 57 yards rushing in 12 carries and also exploded for 96 yards on six receptions... Cracked the 100-yard barrier for the first time in his pro career vs. Chicago (9/24) with 126 yards in 18 carries in just over two quarters of play (108 yards on 14 carries in the first half)... It was the first time a Lion rushed for 100 yards since Gary James' 140 yards at Green Bay Oct. 12, 1986... Left the Chicago game in the third quarter with a hip pointer... Severely hampered by the hip pointer vs. Pittsburgh (10/1), rushing five times for one yard and leaving the contest in the second quarter... Although not 100% (from hip pointer), he bounced back with 99 yards rushing on 23 carries at Minnesota (10/8)... His performance prompted Vikings' Head Coach Jerry Burns to ask officials to inspect Sanders' jersey to determine if it was slickened with silicon spray... Inactive the following week at Tampa Bay (10/15) due to the lingering hip pointer... In the return bout with Minnesota (10/22), the Vikings assigned two players to "shadow" Sanders as he rushed for 59 yards on 15 carries... Made his debut as a kickoff returner vs. the Vikings and returned his first kickoff 45 yards, but it was nullified due to a penalty... Dazzled the Packers in Milwaukee (10/29) with 184 yards on 30 carries (123 yards on 19 carries in the first half) and also returned two kickoffs for 41 yards... Scored the game-deciding TD vs. Green Bay (11/12) in a 41-yard all-Sanders drive, including a one-handed 20-yard reception on a third-and-five situation from the Green Bay 25-yard line... Shattered the 1,000-yard barrier with a 145-yard performance on 28 carries on Thanksgiving Day vs. Cleveland (11/23) — first Lion to reach 1,000 yards since Sims in 1983... Propelled Detroit to a 27-17 victory at Chicago (12/10) with 120 yards and two TD's on 26 carries... Also returned two kickoffs for 59 yards vs. Bears, including a long of 43 yards where he was pushed out of bounds by kicker Kevin Butler to save a potential TD return.

**COLLEGE and PERSONAL:** The winner of the 1988 Heisman Trophy his junior and final season at Oklahoma State, Sanders established 13 NCAA season records... Owns the Cowboys' school record for TD's with 56... Oklahoma State's third all-time leading rusher with 3,797... Lettered twice in football and basketball at North (Wichita, Kan.) High School... His "P.A.Y.-By-Play" program benefits Oakland County (Mich.) Special Olympics as fans donate a penny for each yard he gained... Donated \$200,000 to Paradise Baptist Church in Wichita... Photo is reproduced 15-stories high on the side of a Downtown Detroit building in a Nike ad... Appeared on the "Late Show" with David Letterman in January, 1995... Enshrined in Kansas Athletic Hall of Fame on June 13, 1998... Has a son, Barry James, 3... Full name is Barry Sanders.

SANDERS' GAME-BY-GAME OFFENSIVE STATISTICS

1989 SEASON

| Date              | Team  | Score         | RUSHING      |              |            |           |           | RECEIVING |            |             |           |          | Cum Yds.      | Total TD's |   |
|-------------------|-------|---------------|--------------|--------------|------------|-----------|-----------|-----------|------------|-------------|-----------|----------|---------------|------------|---|
|                   |       |               | Att.         | Yds.         | Avg.       | Long      | TD        | Rec.      | Yds.       | Avg.        | Long      | TD       |               |            |   |
| 9/10              | PHOE  | W, 16-13      | 9            | 71           | 7.9        | 26        | 1         | 0         | 0          | 0           | 0         | 0        | 0             | 71         | 1 |
| 9/17              | @ NYG | L, 24-14      | 12           | 57           | 4.8        | 14        | 1         | 6         | 96         | 16.0        | 27        | 0        | 153           | 1          |   |
| 9/24              | CHI   | L, 27-47      | 18           | 126          | 7.0        | 28        | 1         | 1         | 10         | 10.0        | 10        | 0        | 136           | 1          |   |
| 10/1              | PITT  | L, 3-23       | 5            | 1            | 0.2        | 4         | 0         | 2         | 11         | 5.5         | 10        | 0        | 12            | 0          |   |
| 10/8              | @ Min | L, 24-17      | 23           | 99           | 4.3        | 18        | 0         | 2         | 30         | 15.0        | 30        | 0        | 129           | 0          |   |
| 10/15             | @ TB  | W, 17-16      | DID NOT PLAY |              |            |           |           |           |            |             |           |          |               |            |   |
| 10/22             | MIN   | W, 20-7       | 15           | 59           | 3.9        | 21        | 0         | 1         | 9          | 9.0         | 9         | 0        | 68            | 0          |   |
| 10/29             | @ GB  | L, 20-23 (OT) | 30           | 184          | 6.1        | 31        | 0         | 0         | 0          | 0           | 0         | 0        | 184           | 0          |   |
| 11/5              | @ Hou | L, 35-31      | 19           | 91           | 4.8        | 17        | 2         | 1         | -3         | -3.0        | -3        | 0        | 88            | 2          |   |
| 11/12             | GB    | W, 31-22      | 16           | 69           | 4.3        | 15        | 1         | 1         | 20         | 20.0        | 20        | 0        | 89            | 1          |   |
| 11/19             | @ Cin | L, 7-42       | 18           | 114          | 6.3        | 29        | 1         | 1         | 6          | 6.0         | 6         | 0        | 120           | 1          |   |
| 11/23             | CLE   | W, 13-10      | 28           | 145          | 5.2        | 23        | 0         | 2         | 44         | 22.0        | 46        | 0        | 189           | 0          |   |
| 12/3              | NO    | W, 21-14      | 20           | 72           | 3.6        | 27        | 1         | 2         | 9          | 4.5         | 12        | 0        | 81            | 1          |   |
| 12/10             | @ Chi | W, 27-17      | 26           | 120          | 4.6        | 30        | 2         | 3         | 39         | 13.0        | 19        | 0        | 159           | 2          |   |
| 12/17             | TB    | W, 33-7       | 21           | 104          | 5.0        | 34        | 1         | 1         | 8          | 8.0         | 8         | 0        | 112           | 1          |   |
| 12/24             | @ Atl | W, 31-24      | 20           | 158          | 7.9        | 25t       | 3         | 1         | 3          | 3.0         | 3         | 0        | 161           | 3          |   |
| <b>1989 Total</b> |       |               | <b>280</b>   | <b>1,470</b> | <b>5.3</b> | <b>34</b> | <b>14</b> | <b>24</b> | <b>282</b> | <b>11.8</b> | <b>46</b> | <b>0</b> | <b>1,752#</b> | <b>14</b>  |   |

(# Totals do not include 118 yards on five kickoff returns, long return of 43.)

1990 SEASON

| Date              | Team  | Score         | RUSHING    |              |            |            |           | RECEIVING |            |             |            |          | Cum Yds.     | Total TD's |
|-------------------|-------|---------------|------------|--------------|------------|------------|-----------|-----------|------------|-------------|------------|----------|--------------|------------|
|                   |       |               | Att.       | Yds.         | Avg.       | Long       | TD        | Rec.      | Yds.       | Avg.        | Long       | TD       |              |            |
| 9/9               | TB    | L, 21-38      | 14         | 79           | 5.6        | 24         | 1         | 0         | 0          | 0.0         | 0          | 0        | 79           | 1          |
| 9/16              | ATL   | W, 21-14      | 18         | 55           | 3.1        | 17t        | 1         | 0         | 0          | 0.0         | 0          | 0        | 55           | 1          |
| 9/23              | @ TB  | L, 20-23      | 15         | 52           | 3.5        | 18         | 0         | 2         | 24         | 12.0        | 14         | 0        | 76           | 0          |
| 9/30              | GB    | L, 24-21      | 20         | 94           | 4.7        | 18         | 1         | 1         | 11         | 11.0        | 11         | 0        | 105          | 1          |
| 10/7              | @ Min | W, 34-27      | 15         | 82           | 5.5        | 21         | 1         | 3         | 42         | 14.0        | 22t        | 1        | 124          | 2          |
| 10/14             | @ KC  | L, 43-24      | 16         | 90           | 5.6        | 13t        | 1         | 5         | 135        | 27.0        | 47t        | 1        | 225          | 2          |
| 10/28             | @ NO  | W, 27-10      | 12         | 10           | 0.8        | 13         | 1         | 5         | 72         | 14.4        | 27         | 0        | 82           | 1          |
| 11/4              | WASH  | L, 38-41 (OT) | 11         | 104          | 9.5        | 45t        | 1         | 0         | 0          | 0.0         | 0          | 0        | 104          | 1          |
| 11/11             | MIN   | L, 17-7       | 12         | 62           | 5.2        | 16         | 0         | 3         | 18         | 6.0         | 8          | 0        | 80           | 0          |
| 11/18             | @ NYG | L, 20-0       | 11         | 69           | 6.3        | 17         | 0         | 2         | 10         | 5.0         | 5          | 0        | 79           | 0          |
| 11/22             | DEN   | W, 40-27      | 23         | 147          | 6.4        | 23         | 1         | 3         | 30         | 10.0        | 35t        | 1        | 177          | 2          |
| 12/2              | @ Chi | L, 17-23 (OT) | 17         | 61           | 3.6        | 17         | 0         | 2         | 32         | 16.0        | 29         | 0        | 93           | 0          |
| 12/10             | RAID  | L, 38-31      | 25         | 176          | 7.0        | 35t        | 2         | 3         | 16         | 5.3         | 14         | 0        | 192          | 2          |
| 12/16             | CHI   | W, 38-21      | 18         | 67           | 3.7        | 18         | 1         | 2         | 26         | 13.0        | 18         | 0        | 93           | 1          |
| 12/22             | @ GB  | W, 24-17      | 19         | 133          | 7.0        | 37         | 1         | 4         | 49         | 12.3        | 21         | 0        | 182          | 1          |
| 12/30             | @ Sea | L, 30-10      | 9          | 23           | 2.6        | 16         | 1         | 1         | 15         | 15.0        | 15         | 0        | 38           | 1          |
| <b>1990 Total</b> |       |               | <b>255</b> | <b>1,304</b> | <b>5.1</b> | <b>45t</b> | <b>13</b> | <b>36</b> | <b>480</b> | <b>13.3</b> | <b>47t</b> | <b>3</b> | <b>1,784</b> | <b>16</b>  |

1991 SEASON

| Date              | Team   | Score         | RUSHING      |              |            |            |           | RECEIVING |            |            |           |          | Cum Yds.     | Total TD's |
|-------------------|--------|---------------|--------------|--------------|------------|------------|-----------|-----------|------------|------------|-----------|----------|--------------|------------|
|                   |        |               | Att.         | Yds.         | Avg.       | Long       | TD        | Rec.      | Yds.       | Avg.       | Long      | TD       |              |            |
| 9/1               | @ Wash | L, 0-45       | DID NOT PLAY |              |            |            |           |           |            |            |           |          |              |            |
| 9/8               | GB     | W, 25-14      | 18           | 42           | 2.3        | 7          | 1         | 2         | 0          | 0.0        | 6         | 0        | 42           | 1          |
| 9/15              | MIA    | W, 17-13      | 32           | 143          | 4.5        | 14         | 0         | 1         | 14         | 14.0       | 14        | 0        | 157          | 0          |
| 9/22              | @ Indy | W, 24-3       | 30           | 179          | 5.9        | 42         | 2         | 3         | 10         | 3.3        | 12        | 0        | 189          | 2          |
| 9/29              | TB     | W, 31-3       | 27           | 160          | 5.9        | 69t        | 3         | 2         | 2          | 1.0        | 1         | 0        | 162          | 3          |
| 10/6              | MIN    | W, 24-20      | 25           | 116          | 4.6        | 15t        | 1         | 9         | 76         | 8.4        | 22        | 0        | 192          | 1          |
| 10/20             | @ SF   | L, 3-35       | 7            | 26           | 3.7        | 16         | 0         | 0         | 0          | 0          | 0         | 0        | 26           | 0          |
| 10/27             | DAL    | W, 34-10      | 21           | 55           | 2.6        | 16         | 0         | 2         | 21         | 10.5       | 11        | 1        | 76           | 1          |
| 11/3              | @ Chi  | L, 10-20      | 18           | 63           | 3.5        | 12         | 0         | 2         | 14         | 7.0        | 14        | 0        | 77           | 0          |
| 11/10             | @ TB   | L, 21-30      | 23           | 118          | 5.1        | 40         | 2         | 6         | 36         | 6.0        | 11        | 0        | 154          | 2          |
| 11/17             | RAMS   | W, 21-10      | 26           | 57           | 2.2        | 25         | 0         | 1         | 5          | 5.0        | 5         | 0        | 62           | 0          |
| 11/24             | @ Min  | W, 34-14      | 23           | 220          | 9.6        | 45t        | 4         | 4         | 31         | 7.8        | 31        | 0        | 251          | 4          |
| 11/28             | CHI    | W, 16-6       | 19           | 62           | 3.3        | 11         | 0         | 0         | 0          | 0          | 0         | 0        | 62           | 0          |
| 12/8              | NYJ    | W, 34-20      | 20           | 114          | 5.7        | 51t        | 2         | 4         | 32         | 8.0        | 20        | 0        | 146          | 2          |
| 12/15             | @ GB   | W, 21-17      | 27           | 85           | 3.1        | 26         | 0         | 2         | 13         | 6.5        | 17        | 0        | 98           | 0          |
| 12/22             | @ Buf  | W, 17-14 (OT) | 26           | 108          | 4.2        | 20         | 1         | 3         | 53         | 17.7       | 34        | 0        | 161          | 1          |
| <b>1991 Total</b> |        |               | <b>342</b>   | <b>1,548</b> | <b>4.5</b> | <b>69t</b> | <b>16</b> | <b>41</b> | <b>307</b> | <b>7.5</b> | <b>34</b> | <b>1</b> | <b>1,855</b> | <b>17</b>  |

## 1992 SEASON

| Date              | Team   | Score    | RUSHING    |              |            |            |          | RECEIVING |            |            |           |          | Cum TD       | Total Yds. | TD's |
|-------------------|--------|----------|------------|--------------|------------|------------|----------|-----------|------------|------------|-----------|----------|--------------|------------|------|
|                   |        |          | Att.       | Yds.         | Avg.       | Long       | TD       | Rec.      | Yds.       | Avg.       | Long      |          |              |            |      |
| 9/6               | @ Chi  | L, 24-27 | 19         | 109          | 5.7        | 43t        | 1        | 0         | 0          | 0          | 0         | 0        | 0            | 109        | 1    |
| 9/13              | MIN    | W, 31-17 | 26         | 66           | 2.5        | 11         | 0        | 2         | 14         | 7.0        | 12        | 0        | 80           | 0          |      |
| 9/20              | @ Wash | L, 10-13 | 14         | 34           | 2.4        | 9          | 0        | 4         | 23         | 5.8        | 9         | 0        | 57           | 0          |      |
| 9/27              | TB     | L, 23-27 | 20         | 70           | 3.5        | 13         | 0        | 1         | 4          | 4.0        | 4         | 0        | 74           | 0          |      |
| 10/4              | NO     | L, 7-13  | 9          | 36           | 4.0        | 15         | 0        | 0         | 0          | 0          | 0         | 0        | 36           | 0          |      |
| 10/15             | @ Min  | L, 14-31 | 16         | 52           | 3.3        | 11         | 1        | 2         | 18         | 9.0        | 10        | 0        | 70           | 1          |      |
| 10/25             | @ TB   | W, 38-7  | 21         | 122          | 5.8        | 55t        | 2        | 1         | 5          | 5.0        | 5         | 0        | 127          | 2          |      |
| 11/1              | GB     | L, 13-27 | 12         | 38           | 3.2        | 9          | 0        | 5         | 30         | 6.0        | 9         | 0        | 68           | 0          |      |
| 11/8              | DAL    | L, 3-37  | 18         | 108          | 6.0        | 15         | 0        | 1         | 3          | 3.0        | 3         | 0        | 111          | 0          |      |
| 11/15             | @ Pitt | L, 14-17 | 21         | 94           | 4.5        | 44         | 1        | 3         | 23         | 7.7        | 11        | 0        | 117          | 1          |      |
| 11/22             | @ Cin  | W, 19-13 | 29         | 151          | 5.2        | 27         | 1        | 1         | 3          | 3.0        | 3         | 0        | 154          | 1          |      |
| 11/26             | HOU    | L, 21-24 | 22         | 54           | 2.5        | 9          | 1        | 2         | 12         | 6.0        | 8t        | 1        | 66           | 2          |      |
| 12/6              | @ GB   | L, 10-38 | 16         | 114          | 7.1        | 26         | 0        | 3         | 20         | 6.7        | 12        | 0        | 134          | 0          |      |
| 12/13             | CLE    | W, 24-14 | 30         | 87           | 2.9        | 14t        | 1        | 2         | 18         | 9.0        | 10        | 0        | 105          | 1          |      |
| 12/20             | CHI    | W, 16-3  | 20         | 113          | 5.7        | 34         | 1        | 1         | 48         | 48.0       | 48        | 0        | 161          | 1          |      |
| 12/28             | @ SF   | L, 6-24  | 19         | 104          | 5.5        | 24         | 0        | 1         | 4          | 4.0        | 4         | 0        | 108          | 0          |      |
| <b>1992 Total</b> |        |          | <b>312</b> | <b>1,352</b> | <b>4.3</b> | <b>55t</b> | <b>9</b> | <b>29</b> | <b>225</b> | <b>7.8</b> | <b>48</b> | <b>1</b> | <b>1,577</b> | <b>10</b>  |      |

## 1993 SEASON

| Date              | Team   | Score         | RUSHING    |              |            |           |          | RECEIVING |            |            |           |          | Cum TD       | Total Yds. | TD's |
|-------------------|--------|---------------|------------|--------------|------------|-----------|----------|-----------|------------|------------|-----------|----------|--------------|------------|------|
|                   |        |               | Att.       | Yds.         | Avg.       | Long      | TD       | Rec.      | Yds.       | Avg.       | Long      |          |              |            |      |
| 9/5               | ATL    | W, 30-13      | 26         | 90           | 3.5        | 26t       | 1        | 2         | 27         | 13.5       | 14        | 0        | 117          | 1          |      |
| 9/12              | @ NE   | W, 19-16 (OT) | 32         | 148          | 4.6        | 35        | 0        | 2         | 15         | 7.5        | 14        | 0        | 163          | 0          |      |
| 9/19              | @ NO   | L, 3-14       | 16         | 76           | 4.8        | 25        | 0        | 5         | 25         | 5.0        | 7         | 0        | 101          | 0          |      |
| 9/26              | PHOE   | W, 26-20      | 23         | 90           | 3.9        | 21        | 0        | 2         | 4          | 2.0        | 4         | 0        | 94           | 0          |      |
| 10/3              | @ TB   | L, 10-27      | 22         | 130          | 5.9        | 21        | 1        | 4         | 21         | 5.3        | 8         | 0        | 151          | 1          |      |
| 10/17             | SEA    | W, 30-10      | 22         | 101          | 4.6        | 29        | 0        | 2         | 24         | 12.0       | 17        | 0        | 125          | 0          |      |
| 10/24             | @ Rams | W, 16-13      | 26         | 91           | 3.5        | 17        | 1        | 4         | 25         | 6.3        | 13        | 0        | 116          | 1          |      |
| 10/31             | @ Min  | W, 30-27      | 14         | 64           | 4.6        | 42        | 0        | 8         | 44         | 5.5        | 9         | 0        | 108          | 0          |      |
| 11/7              | TB     | W, 23-0       | 29         | 187          | 6.4        | 28        | 0        | 2         | 2          | 1.0        | 4         | 0        | 189          | 0          |      |
| 11/21             | @ GB   | L, 17-26      | 17         | 75           | 4.4        | 19        | 0        | 2         | 8          | 4.0        | 4         | 0        | 83           | 0          |      |
| 11/25             | CHI    | L, 6-10       | 16         | 63           | 3.9        | 11        | 0        | 3         | 10         | 3.3        | 5         | 0        | 68           | 0          |      |
| 12/5              | MIN    | L, 0-13       |            |              |            |           |          |           |            |            |           |          |              |            |      |
| 12/12             | @ Phoe | W, 21-14      |            |              |            |           |          |           |            |            |           |          |              |            |      |
| 12/19             | SF     | L, 17-55      |            |              |            |           |          |           |            |            |           |          |              |            |      |
| 12/26             | @ Chi  | W, 20-14      |            |              |            |           |          |           |            |            |           |          |              |            |      |
| 1/2               | GB     | W, 30-20      |            |              |            |           |          |           |            |            |           |          |              |            |      |
| <b>1993 Total</b> |        |               | <b>243</b> | <b>1,115</b> | <b>4.6</b> | <b>42</b> | <b>3</b> | <b>36</b> | <b>205</b> | <b>5.7</b> | <b>17</b> | <b>0</b> | <b>1,320</b> | <b>3</b>   |      |

## 1994 SEASON

| Date              | Team  | Score        | RUSHING    |              |            |           |          | RECEIVING |            |            |           |          | Cum TD       | Total Yds. | TD's |
|-------------------|-------|--------------|------------|--------------|------------|-----------|----------|-----------|------------|------------|-----------|----------|--------------|------------|------|
|                   |       |              | Att.       | Yds.         | Avg.       | Long      | TD       | Rec.      | Yds.       | Avg.       | Long      |          |              |            |      |
| 9/4               | ATL   | W 31-28 (OT) | 27         | 120          | 4.4        | 18        | 0        | 2         | 7          | 3.5        | 5         | 0        | 127          | 0          |      |
| 9/11              | @ Min | L 3-10       | 12         | 16           | 1.3        | 8         | 0        | 4         | 22         | 5.5        | 12        | 0        | 38           | 0          |      |
| 9/19              | @ Dal | W 20-17 (OT) | 40         | 194          | 4.9        | 28        | 0        | 0         | 0          | 0.0        | 0         | 0        | 194          | 0          |      |
| 9/25              | NE    | L 17-23      | 18         | 131          | 7.3        | 39t       | 2        | 2         | 14         | 7.0        | 10        | 0        | 145          | 2          |      |
| 10/2              | @ TB  | L 14-24      | 20         | 166          | 8.3        | 85        | 0        | 2         | 10         | 5.0        | 13        | 0        | 176          | 0          |      |
| 10/9              | SF    | L 21-27      | 22         | 95           | 4.3        | 11        | 1        | 3         | 16         | 5.3        | 9         | 0        | 111          | 1          |      |
| 10/23             | CHI   | W 21-16      | 23         | 167          | 7.3        | 84        | 0        | 1         | 4          | 4.0        | 4         | 0        | 171          | 0          |      |
| 10/30             | @ NYG | W 28-25 (OT) | 26         | 146          | 5.6        | 62        | 0        | 2         | 22         | 11.0       | 13        | 0        | 168          | 0          |      |
| 11/6              | @ GB  | L 30-38      | 15         | 47           | 3.1        | 20        | 0        | 8         | 51         | 6.4        | 13        | 0        | 98           | 0          |      |
| 11/13             | TB    | W 14-9       | 26         | 237          | 9.1        | 69        | 0        | 1         | 16         | 16.0       | 16        | 0        | 253          | 0          |      |
| 11/20             | @ Chi | L 10-20      | 11         | 42           | 3.8        | 18        | 0        | 2         | 6          | 3.0        | 4         | 0        | 48           | 0          |      |
| 11/24             | BUF   | W 35-21      | 19         | 45           | 2.4        | 12        | 1        | 0         | 0          | 0.0        | 0         | 0        | 45           | 1          |      |
| 12/4              | GB    | W 34-31      | 20         | 188          | 9.4        | 63        | 1        | 3         | 17         | 5.7        | 12        | 0        | 205          | 1          |      |
| 12/10             | @ NYJ | W 18-7       | 23         | 127          | 5.5        | 29        | 0        | 3         | 13         | 4.3        | 7         | 1        | 140          | 1          |      |
| 12/17             | MIN   | W 41-19      | 17         | 110          | 6.5        | 64        | 2        | 4         | 27         | 6.8        | 18        | 0        | 137          | 2          |      |
| 12/25             | @ Mia | L 20-27      | 12         | 52           | 4.3        | 17        | 0        | 7         | 58         | 8.1        | 22        | 0        | 110          | 0          |      |
| <b>1994 Total</b> |       |              | <b>331</b> | <b>1,883</b> | <b>5.7</b> | <b>85</b> | <b>7</b> | <b>44</b> | <b>283</b> | <b>6.4</b> | <b>22</b> | <b>1</b> | <b>2,166</b> | <b>8</b>   |      |

1995 SEASON

| Date              | Team   | Score         | RUSHING    |              |            |            |           | RECEIVING |            |            |           |          | Cum Yds.     | Total TD's |
|-------------------|--------|---------------|------------|--------------|------------|------------|-----------|-----------|------------|------------|-----------|----------|--------------|------------|
|                   |        |               | Att.       | Yds.         | Avg.       | Long       | TD        | Rec.      | Yds.       | Avg.       | Long      | TD       |              |            |
| 9/3               | @ Pitt | L, 20-23      | 21         | 108          | 5.1        | 44         | 0         | 2         | 6          | 3.0        | 8         | 0        | 114          | 0          |
| 9/10              | @ Min  | L, 10-20      | 13         | 35           | 2.7        | 12         | 0         | 9         | 60         | 6.7        | 13        | 0        | 95           | 0          |
| 9/17              | ARIZ   | L, 17-20      | 24         | 147          | 6.1        | 47t        | 1         | 4         | 36         | 9.0        | 14        | 0        | 183          | 1          |
| 9/25              | SF     | W, 27-24      | 17         | 24           | 1.4        | 7          | 0         | 3         | 18         | 6.0        | 7         | 0        | 42           | 0          |
| 10/8              | CLE    | W, 38-20      | 18         | 157          | 8.7        | 75t        | 3         | 4         | 27         | 6.8        | 14        | 0        | 184          | 3          |
| 10/15             | @ GB   | L, 21-30      | 18         | 124          | 6.9        | 30         | 0         | 0         | 0          | 0.0        | 0         | 0        | 124          | 0          |
| 10/22             | @ Wash | L, 30-36 (OT) | 20         | 76           | 3.8        | 15         | 0         | 2         | 4          | 2.0        | 6         | 0        | 80           | 0          |
| 10/29             | GB     | W, 24-16      | 22         | 167          | 7.6        | 37         | 0         | 3         | 31         | 10.3       | 20        | 0        | 198          | 0          |
| 11/5              | @ Atl  | L, 22-34      | 12         | 44           | 3.7        | 25         | 0         | 4         | 23         | 5.8        | 11        | 0        | 67           | 0          |
| 11/12             | TB     | W, 27-24      | 19         | 92           | 4.8        | 55t        | 1         | 1         | 14         | 14.0       | 14        | 0        | 106          | 1          |
| 11/19             | @ Chi  | W, 24-17      | 24         | 120          | 5.0        | 29t        | 2         | 2         | 6          | 3.0        | 6         | 0        | 126          | 2          |
| 11/23             | MIN    | W, 44-38      | 24         | 138          | 5.8        | 53         | 1         | 0         | 0          | 0.0        | 0         | 0        | 138          | 1          |
| 12/4              | CHI    | W, 27-7       | 23         | 90           | 3.9        | 14         | 0         | 6         | 93         | 15.5       | 40        | 1        | 183          | 1          |
| 12/10             | @ Hou  | W, 24-17      | 19         | 54           | 2.8        | 12         | 1         | 2         | 33         | 16.5       | 24        | 0        | 87           | 1          |
| 12/17             | JAX    | W, 44-0       | 22         | 76           | 3.5        | 23         | 2         | 1         | 8          | 8.0        | 8         | 0        | 84           | 2          |
| 12/23             | @ TB   | W, 37-10      | 18         | 48           | 2.7        | 14         | 0         | 5         | 39         | 7.8        | 15        | 0        | 87           | 0          |
| <b>1995 Total</b> |        |               | <b>314</b> | <b>1,500</b> | <b>4.8</b> | <b>75t</b> | <b>11</b> | <b>48</b> | <b>398</b> | <b>8.3</b> | <b>40</b> | <b>1</b> | <b>1,898</b> | <b>12</b>  |

1996 SEASON

| Date              | Team   | Score     | RUSHING    |              |            |            |           | RECEIVING |            |            |           |          | Cum Yds.     | Total TD's |
|-------------------|--------|-----------|------------|--------------|------------|------------|-----------|-----------|------------|------------|-----------|----------|--------------|------------|
|                   |        |           | Att.       | Yds.         | Avg.       | Long       | TD        | Rec.      | Yds.       | Avg.       | Long      | TD       |              |            |
| 9/1               | @ Min  | L, 13-17  | 24         | 163          | 6.8        | 25         | 0         | 1         | 28         | 28.0       | 28        | 0        | 191          | 0          |
| 9/8               | TB     | W, 21-6   | 20         | 125          | 6.3        | 54t        | 1         | 3         | 13         | 4.3        | 9         | 0        | 138          | 1          |
| 9/15              | @ Phil | L, 17-24  | 16         | 49           | 3.1        | 13         | 2         | 1         | 10         | 10.0       | 10        | 0        | 59           | 2          |
| 9/22              | CHI    | W, 35-16  | 19         | 66           | 3.5        | 30         | 0         | 1         | 4          | 4.0        | 4         | 0        | 70           | 0          |
| 9/29              | @ TB   | W, 27-0   | 15         | 73           | 4.9        | 18         | 0         | 2         | 17         | 8.5        | 14        | 0        | 90           | 0          |
| 10/6              | ATL    | W, 28-24  | 26         | 86           | 3.3        | 11         | 0         | 3         | 13         | 4.3        | 9         | 0        | 99           | 0          |
| 10/13             | @ Oak  | L, 21-37  | 9          | 36           | 4.0        | 14         | 0         | 2         | 16         | 8.0        | 12        | 0        | 52           | 0          |
| 10/27             | NYG    | L, 7-35   | 16         | 47           | 2.9        | 13         | 0         | 3         | 20         | 6.7        | 15        | 0        | 67           | 0          |
| 11/3              | @ GB   | L, 18-28  | 20         | 152          | 7.6        | 35         | 1         | 1         | -1         | -1.0       | -1        | 0        | 151          | 1          |
| 11/11             | @ SD   | L, 21-27  | 16         | 51           | 3.2        | 11         | 2         | 1         | 7          | 7.0        | 7         | 0        | 58           | 2          |
| 11/17             | SEA    | W, 17-16  | 16         | 134          | 8.4        | 40         | 1         | 3         | 12         | 4.0        | 6         | 0        | 146          | 1          |
| 11/24             | @ Chi  | L, 14, 31 | 21         | 107          | 5.1        | 22t        | 1         | 1         | 6          | 6.0        | 6         | 0        | 113          | 1          |
| 11/28             | KC     | L, 24-28  | 20         | 77           | 3.9        | 41         | 1         | 0         | 0          | 0.0        | 0         | 0        | 77           | 1          |
| 12/8              | MIN    | L, 22-24  | 20         | 134          | 6.7        | 38         | 1         | 0         | 0          | 0.0        | 0         | 0        | 134          | 1          |
| 12/15             | GB     | L, 3-31   | 21         | 78           | 3.7        | 12         | 0         | 1         | -2         | -2.0       | -2        | 0        | 76           | 0          |
| 12/23             | @ SF   | L, 14-24  | 28         | 175          | 6.3        | 54t        | 1         | 1         | 4          | 4.0        | 4         | 0        | 179          | 1          |
| <b>1996 Total</b> |        |           | <b>307</b> | <b>1,553</b> | <b>5.1</b> | <b>54t</b> | <b>11</b> | <b>24</b> | <b>147</b> | <b>6.1</b> | <b>28</b> | <b>0</b> | <b>1,700</b> | <b>11</b>  |

1997 SEASON

| Date              | Team   | Score         | RUSHING    |              |            |            |           | RECEIVING |            |            |            |          | Cum Long     | Total TD  | Yds. | TD's |
|-------------------|--------|---------------|------------|--------------|------------|------------|-----------|-----------|------------|------------|------------|----------|--------------|-----------|------|------|
|                   |        |               | Att.       | Yds.         | Avg.       | Long       | TD        | Rec.      | Yds.       | Avg.       | Long       | TD       |              |           |      |      |
| 8/31              | ATL    | W, 28-17      | 15         | 33           | 2.2        | 12         | 0         | 2         | 26         | 13.0       | 14         | 0        | 59           | 0         |      |      |
| 9/7               | TB     | L, 17-24      | 10         | 20           | 2.0        | 13         | 0         | 8         | 102        | 12.8       | 66t        | 1        | 122          | 1         |      |      |
| 9/14              | @ Chi  | W, 32-7       | 19         | 161          | 8.5        | 28         | 0         | 1         | 3          | 3.0        | 3          | 0        | 164          | 0         |      |      |
| 9/21              | @ NO   | L, 17-35      | 18         | 113          | 6.3        | 19         | 0         | 1         | 17         | 17.0       | 17t        | 1        | 130          | 1         |      |      |
| 9/28              | GB     | W, 26-15      | 28         | 139          | 5.0        | 46         | 0         | 1         | 20         | 20.0       | 20         | 0        | 159          | 0         |      |      |
| 10/5              | @ Buf  | L, 13-22      | 25         | 107          | 4.3        | 40         | 0         | 2         | -1         | -0.5       | -1         | 0        | 106          | 0         |      |      |
| 10/12             | @ TB   | W, 27-9       | 24         | 215          | 9.0        | 82t        | 2         | 1         | 7          | 7.0        | 7t         | 1        | 222          | 3         |      |      |
| 10/19             | NYG    | L, 20-26 (OT) | 24         | 105          | 4.4        | 37         | 1         | 2         | 21         | 10.5       | 12         | 0        | 126          | 1         |      |      |
| 11/2              | @ GB   | L, 10-20      | 23         | 105          | 4.6        | 18         | 0         | 0         | 0          | 0.0        | 0          | 0        | 105          | 0         |      |      |
| 11/9              | @ Wash | L, 7-30       | 15         | 105          | 7.0        | 51t        | 1         | 1         | 9          | 9.0        | 9          | 0        | 114          | 1         |      |      |
| 11/16             | MIN    | W, 38-15      | 19         | 108          | 5.7        | 21         | 0         | 1         | 34         | 34.0       | 34         | 0        | 142          | 0         |      |      |
| 11/23             | INDY   | W, 32-10      | 24         | 216          | 9.0        | 80t        | 2         | 2         | 10         | 5.0        | 6          | 0        | 226          | 2         |      |      |
| 11/27             | CHI    | W, 55-20      | 19         | 167          | 8.8        | 40t        | 3         | 2         | 8          | 4.0        | 12         | 0        | 175          | 3         |      |      |
| 12/7              | @ Mia  | L, 30-33      | 30         | 137          | 4.6        | 19         | 1         | 1         | 2          | 2.0        | 2          | 0        | 139          | 1         |      |      |
| 12/14             | @ Min  | W, 14-13      | 19         | 138          | 7.3        | 60         | 0         | 5         | 37         | 7.4        | 11         | 0        | 175          | 0         |      |      |
| 12/21             | NYJ    | W, 13-10      | 23         | 184          | 8.0        | 53         | 1         | 3         | 10         | 3.3        | 4          | 0        | 194          | 1         |      |      |
| <b>1997 Total</b> |        |               | <b>335</b> | <b>2,053</b> | <b>6.1</b> | <b>82t</b> | <b>11</b> | <b>33</b> | <b>305</b> | <b>9.2</b> | <b>66t</b> | <b>3</b> | <b>2,358</b> | <b>14</b> |      |      |

## PLAYOFF GAMES

| Date         | Team           | Score    | RUSHING   |            |            |            |          | RECEIVING |            |            |           |          | Cum Yds.   | Total TD's |
|--------------|----------------|----------|-----------|------------|------------|------------|----------|-----------|------------|------------|-----------|----------|------------|------------|
|              |                |          | Att.      | Yds.       | Avg.       | Long       | TD       | Rec.      | Yds.       | Avg.       | Long      | TD       |            |            |
| 1/5/92       | DAL            | W, 38-6  | 12        | 69         | 5.8        | 47t        | 1        | 5         | 30         | 6.0        | 9         | 0        | 99         | 1          |
| 1/12/92      | @Wash          | L, 41-10 | 11        | 44         | 4.0        | 23         | 0        | 4         | 15         | 3.8        | 10        | 0        | 59         | 0          |
| 1/8/94       | GB             | L, 24-28 | 27        | 169        | 6.3        | 44         | 0        | 2         | 0          | 0.0        | 3         | 0        | 169        | 0          |
| 12/31/94     | @GB            | L, 12-16 | 13        | -1         | -1         | 7          | 0        | 3         | 4          | 1.3        | 3         | 0        | 3          | 0          |
| 12/30/95     | @Phi           | L, 37-58 | 10        | 40         | 4.0        | 9          | 0        | 2         | 19         | 9.5        | 11        | 0        | 59         | 0          |
| 12/28/97     | @TB            | L, 10-20 | 18        | 65         | 3.6        | 15         | 0        | 5         | 43         | 8.6        | 15        | 0        | 108        | 0          |
| <b>Total</b> | <b>6 Games</b> |          | <b>91</b> | <b>386</b> | <b>4.2</b> | <b>47t</b> | <b>1</b> | <b>21</b> | <b>111</b> | <b>5.3</b> | <b>15</b> | <b>0</b> | <b>497</b> | <b>1</b>   |

## SANDERS' TOTAL YARDAGE

| Year            | Games/Starts   | Rushing       | Receiving    | Returns    | Total         | Per Game     |
|-----------------|----------------|---------------|--------------|------------|---------------|--------------|
| 1989            | 15/13          | 1,470         | 282          | 118        | 1,870         | 124.7        |
| 1990            | 16/16          | 1,304         | 480          | 0          | 1,784         | 111.5        |
| 1991            | 15/15          | 1,548         | 307          | 0          | 1,855         | 123.7        |
| 1992            | 16/16          | 1,352         | 225          | 0          | 1,577         | 98.6         |
| 1993            | 11/11          | 1,115         | 205          | 0          | 1,320         | 120.0        |
| 1994            | 16/16          | 1,883         | 283          | 0          | 2,166         | 135.4        |
| 1995            | 16/16          | 1,500         | 398          | 0          | 1,898         | 118.6        |
| 1996            | 16/16          | 1,553         | 147          | 0          | 1,700         | 106.3        |
| 1997            | 16/16          | 2,053         | 305          | 0          | 2,358         | 147.4        |
| <b>Total</b>    | <b>137/135</b> | <b>13,778</b> | <b>2,632</b> | <b>118</b> | <b>16,528</b> | <b>120.6</b> |
| <b>Playoffs</b> | <b>6/6</b>     | <b>386</b>    | <b>111</b>   | <b>0</b>   | <b>497</b>    | <b>82.8</b>  |

## SANDERS' STATS WHEN THE LIONS PLAY...

| LOCATION | G  | Car.  | Yds   | Avg. | Avg/G | Lg | TD | Rec | Yds   | Avg. | Avg/G | Lg  | TD | Comb. | Total |
|----------|----|-------|-------|------|-------|----|----|-----|-------|------|-------|-----|----|-------|-------|
|          |    |       |       |      |       |    |    |     |       |      |       |     |    | Yds   | TD's  |
| Home     | 68 | 1,377 | 6,860 | 5.0  | 100.9 | 84 | 49 | 140 | 1,167 | 8.3  | 17.2  | 66t | 5  | 8,027 | 54    |
| Away     | 69 | 1,342 | 6,918 | 5.1  | 100.3 | 85 | 46 | 174 | 1,447 | 8.3  | 21.0  | 47  | 5  | 8,365 | 51    |

| FIELD     | G  | Car.  | Yds   | Avg. | Avg/G | Lg | TD | Rec | Yds   | Avg. | Avg/G | Lg  | TD | Comb.  | Total |
|-----------|----|-------|-------|------|-------|----|----|-----|-------|------|-------|-----|----|--------|-------|
|           |    |       |       |      |       |    |    |     |       |      |       |     |    | Yds    | TD's  |
| Art. Turf | 97 | 1,935 | 9,639 | 5.0  | 99.4  | 84 | 69 | 230 | 2,036 | 8.9  | 21.0  | 66t | 9  | 11,675 | 78    |
| Grass     | 40 | 784   | 4,139 | 5.3  | 103.5 | 85 | 26 | 84  | 578   | 6.9  | 14.5  | 29  | 1  | 4,717  | 27    |

| STADIUM  | G  | Car.  | Yds   | Avg. | Avg/G | Lg | TD | Rec | Yds   | Avg. | Avg/G | Lg  | TD | Comb. | Total |
|----------|----|-------|-------|------|-------|----|----|-----|-------|------|-------|-----|----|-------|-------|
|          |    |       |       |      |       |    |    |     |       |      |       |     |    | Yds   | TD's  |
| Indoors  | 84 | 1,651 | 8,225 | 5.0  | 98.0  | 84 | 61 | 201 | 1,678 | 8.3  | 19.8  | 66t | 7  | 9,885 | 68    |
| Outdoors | 53 | 1,068 | 5,553 | 5.2  | 104.8 | 85 | 34 | 113 | 954   | 8.4  | 18.0  | 47  | 3  | 6,507 | 37    |

## BARRY SANDERS IN PRIME TIME GAMES

| Date         | TV              | Team | Score    | RUSHING    |              |            |           |          | RECEIVING |            |            |           |          | Cum Yds.     | Tot. TD's |
|--------------|-----------------|------|----------|------------|--------------|------------|-----------|----------|-----------|------------|------------|-----------|----------|--------------|-----------|
|              |                 |      |          | Att.       | Yds.         | Avg.       | Long      | TD       | Rec.      | Yds.       | Avg.       | Long      | TD       |              |           |
| 9/23/90      | TNT             | @TB  | L, 20-23 | 15         | 52           | 3.5        | 18        | 0        | 2         | 24         | 12.0       | 14        | 0        | 76           | 0         |
| 12/10/90     | ABC             | RAID | L, 31-38 | 25         | 176          | 7.0        | 35t       | 2        | 3         | 16         | 5.3        | 14        | 0        | 192          | 2         |
| 12/16/90     | ESPN            | CHI  | W, 38-21 | 18         | 67           | 3.7        | 18        | 1        | 2         | 26         | 13.0       | 18        | 0        | 93           | 1         |
| 10/15/92     | TNT             | @Min | L, 14-31 | 16         | 52           | 3.3        | 11        | 1        | 2         | 18         | 9.0        | 10        | 0        | 70           | 1         |
| 12/28/92     | ABC             | @SF  | L, 6-24  | 19         | 104          | 5.5        | 24        | 0        | 1         | 4          | 4.0        | 4         | 0        | 108          | 0         |
| 10/31/93     | TNT             | @Min | W, 30-27 | 14         | 64           | 4.6        | 42        | 0        | 8         | 44         | 5.5        | 9         | 0        | 108          | 0         |
| 9/19/94      | ABC             | @Dal | W, 20-17 | 40         | 194          | 4.9        | 28        | 0        | 0         | 0          | 0.0        | 0         | 0        | 194          | 0         |
| 11/13/94     | ESPN            | TB   | W, 14-9  | 26         | 237          | 9.1        | 69        | 0        | 1         | 16         | 16.0       | 16        | 0        | 253          | 0         |
| 12/25/94     | ESPN            | @Mia | L, 20-27 | 12         | 52           | 4.3        | 17        | 0        | 7         | 58         | 8.1        | 22        | 0        | 110          | 0         |
| 9/25/95      | ABC             | SF   | W, 27-24 | 17         | 24           | 1.4        | 7         | 0        | 3         | 18         | 6.0        | 7         | 0        | 42           | 0         |
| 12/4/95      | ABC             | CHI  | W, 27-7  | 23         | 90           | 3.9        | 14        | 0        | 6         | 93         | 15.5       | 40        | 1        | 183          | 1         |
| 11/11/96     | ABC             | @SD  | L, 21-27 | 16         | 51           | 3.2        | 11        | 2        | 1         | 7          | 7.0        | 7         | 0        | 58           | 2         |
| 12/8/96      | ESPN            | MIN  | L, 22-24 | 20         | 134          | 6.7        | 38        | 1        | 0         | 0          | 0.0        | 0         | 0        | 0            | 1         |
| 12/23/96     | ABC             | @SF  | L, 14-24 | 28         | 175          | 6.3        | 54t       | 1        | 1         | 4          | 4.0        | 4         | 0        | 179          | 1         |
| 11/2/97      | ESPN            | @GB  | L, 10-20 | 23         | 105          | 4.6        | 18        | 0        | 0         | 0          | 0.0        | 0         | 0        | 105          | 0         |
| 12/7/97      | ESPN            | @Mia | L, 30-33 | 30         | 137          | 4.6        | 19        | 1        | 1         | 2          | 2.0        | 2         | 0        | 139          | 1         |
| <b>Total</b> | <b>16 Games</b> |      |          | <b>342</b> | <b>1,714</b> | <b>5.0</b> | <b>69</b> | <b>9</b> | <b>38</b> | <b>330</b> | <b>8.7</b> | <b>40</b> | <b>1</b> | <b>2,044</b> | <b>10</b> |

Rushing Avg. Per Prime Time Game:  
 Receiving Avg. Per Prime Time Game:  
 Total Yards Avg. Per Prime Time Game:

21.4 attempts, 107.1 yards  
 2.4 receptions, 20.7 yards  
 127.8 total yards

**BARRY SANDERS' MOTOWN RECORDS**

**Game Records**

|   |     |
|---|-----|
| Rushing Attempts (at Dallas, 9/19/94)   | 40  |
| Rushing Yards (vs. Tampa Bay, 11/13/94) | 237 |
| Rushing TD's (at Minnesota, 11/24/91)   | 4*  |
| Points (at Minnesota, 11/24/91)         | 24* |
| Total TD's (at Minnesota, 11/24/91)     | 4*  |

**Career Records**

|                    |        |
|--------------------|--------|
| Rushing Attempts   | 2,719  |
| Rushing Yards      | 13,778 |
| Rushing TDs        | 95     |
| Total TDs          | 105    |
| 100-Yard Games     | 68     |
| 1,000-Yard Seasons | 9      |

**Season Records**

|                         |       |
|-------------------------|-------|
| Rushing Yards (1997)    | 2,053 |
| Rushing TDs (1991)      | 16    |
| Rushing Attempts (1991) | 342   |
| Total TDs (1991)        | 17    |
| 100-Yard Games (1997)   | 14    |

\* Tied record

**BARRY SANDERS' ALL-TIME NFL RANKINGS (entering '98 season)**

**All-time Rushing Yards**

|    |                      |               |
|----|----------------------|---------------|
| 1. | Walter Payton        | 16,726        |
| 2. | <b>BARRY SANDERS</b> | <b>13,778</b> |
| 3. | Eric Dickerson       | 13,259        |
| 4. | Tony Dorsett         | 12,739        |
| 5. | Jim Brown            | 12,312        |

**Most 100-yard Games**

|    |                      |           |
|----|----------------------|-----------|
| 1. | Walter Payton        | 77        |
| 2. | <b>BARRY SANDERS</b> | <b>68</b> |
| 3. | Eric Dickerson       | 64        |
| 4. | Jim Brown            | 58        |
| 5. | Emmitt Smith         | 48        |

**All-time Rushing Attempts**

|    |                      |              |
|----|----------------------|--------------|
| 1. | Walter Payton        | 3,838        |
| 2. | Marcus Allen         | 3,022        |
| 3. | Eric Dickerson       | 2,996        |
| 4. | Franco Harris        | 2,949        |
| 5. | Tony Dorsett         | 2,936        |
| 6. | John Riggins         | 2,740        |
| 7. | Thurman Thomas       | 2,720        |
| 8. | <b>BARRY SANDERS</b> | <b>2,719</b> |

**Total Yards**

|     |                      |               |
|-----|----------------------|---------------|
| 1.  | Walter Payton        | 21,803        |
| 2.  | Herschel Walker      | 18,168        |
| 3.  | Marcus Allen         | 17,648        |
| 4.  | Jerry Rice           | 17,075        |
| 5.  | <b>BARRY SANDERS</b> | <b>16,528</b> |
| 6.  | Tony Dorsett         | 16,326        |
| 7.  | Henry Ellard         | 15,603        |
| 8.  | Thurman Thomas       | 15,489        |
| 9.  | Jim Brown            | 15,459        |
| 10. | Eric Dickerson       | 15,411        |

**Total Touchdowns**

|     |                      |            |
|-----|----------------------|------------|
| 1.  | Jerry Rice           | 166        |
| 2.  | Marcus Allen         | 145        |
| 3.  | Jim Brown            | 126        |
| 4.  | Walter Payton        | 125        |
| 5.  | Emmitt Smith         | 119        |
| 6.  | John Riggins         | 116        |
| 7.  | Lenny Moore          | 113        |
| T8. | <b>BARRY SANDERS</b> | <b>105</b> |
| T8. | Don Hutson           | 105        |

**150+-Yard Games**

|    |                      |           |
|----|----------------------|-----------|
| 1. | <b>BARRY SANDERS</b> | <b>23</b> |
| 2. | Jim Brown            | 22        |
| 3. | Walter Payton        | 20        |

**50+-Yard Touchdown Runs**

|    |                      |           |
|----|----------------------|-----------|
| 1. | <b>BARRY SANDERS</b> | <b>13</b> |
| 2. | Jim Brown            | 12        |

**Rushing Touchdowns**

|    |                      |           |
|----|----------------------|-----------|
| 1. | Marcus Allen         | 123       |
| 2. | Emmitt Smith         | 112       |
| 3. | Walter Payton        | 110       |
| 4. | Jim Brown            | 106       |
| 5. | John Riggins         | 104       |
| 6. | <b>BARRY SANDERS</b> | <b>95</b> |

**Rushing Yards Per Carry**

(Minimum 1,500 Carries)

|    |                      |             |
|----|----------------------|-------------|
| 1. | Jim Brown            | 5.22        |
| 2. | <b>BARRY SANDERS</b> | <b>5.06</b> |
| 3. | Joe Perry            | 4.82        |



# Cory Schlesinger

# 30

## FULLBACK

Nebraska 4th Year

Ht: 6-0 Wt: 230

Born: 6/23/72 (D-6 in '95)

### GAMES PLAYED/

STARTED: 1995 (16/2)

[1/0]; 1996 (16/1); 1997

(16/2) [1/0] TOTAL:

(48/5) [2/0]

**PRO:** Has made his mark as one of team's most productive special teams performers in three-year career as well as a bruising lead-blocking fullback... 55 special teams tackles in 1995-97 is most of anyone on squad in that span...

In brief stints at fullback (five starts), has shown ability to clear paths as lead blocker out of the backfield and soft hands in passing game... Has played in all 48 of Lions' games during his pro career... One of Lions' most avid weightlifters... The second of the Lions' two sixth-round draft picks in 1995. 1997: Split time at fullback with Tommy Vardell... Saw more action at fullback than in previous years with Lions moving to a predominantly two-back set... Started games vs. Tampa Bay (9/7) and at Chicago (9/14)... Set career season-highs with seven rushes for 11 yards and five receptions for 69 yards and a touchdown... Again, played role as one of the team's most valuable special teams members (finished second on team with 27 tackles)... Caught career-long 33-yard pass at Green Bay (11/2) on fourth-and-one on a misdirection route, advancing Lions to the Packers' one-yard-line with a touchdown occurring on the next play... Made several key blocks vs. Minnesota (11/16) helping spring Vardell for three one-yard touchdown runs and a 41-yard scamper... Career-high four special teams tackles vs. Chicago (11/27)... Scored his first career touchdown (one yard) at Minnesota (12/14) on play-action pass on goal-line... Played mainly on special teams in Wild Card playoff contest at Tampa Bay (12/28). 1996: Primarily used on special teams, leading club in that category with 13 stops on the year... Saw minimal action at fullback with club utilizing three-receiver set on majority of snaps during the sea-

### SCHLESINGER'S SINGLE-GAME BESTS

|                       |  |
|-----------------------|--|
| RUSHING ATTEMPTS:     | 4 vs. Chicago 11/27/97                   |
| RUSHING YARDS:        | 9 vs. Chicago 11/27/97                   |
| LONG RUSH:            | 4 vs. Chicago 11/27/97                   |
| RECEPTIONS:           | (five times; Last at Minnesota 12/14/97) |
| RECEIVING YARDS:      | 33 at Green Bay 11/2/97                  |
| LONG RECEPTION:       | 33 at Green Bay 11/2/97                  |
| RECEIVING TOUCHDOWNS: | 1 at Minnesota 12/14/97                  |
| TOTAL YARDS:          | 33 at Green Bay 11/2/97                  |

### SCHLESINGER'S OFFENSIVE STATISTICS

| Year          | RUSHING  |           |            |          |          | RECEIVING |           |             |           |          |
|---------------|----------|-----------|------------|----------|----------|-----------|-----------|-------------|-----------|----------|
|               | No.      | Yards     | Avg.       | Long     | TD       | No.       | Yards     | Avg.        | Long      | TD       |
| 1995          | 1        | 1         | 1.0        | 1        | 0        | 1         | 2         | 2.0         | 2         | 0        |
| 1996          | 0        | 0         | 0.0        | 0        | 0        | 0         | 0         | 0.0         | 0         | 0        |
| 1997          | 7        | 11        | 1.6        | 4        | 0        | 5         | 69        | 13.8        | 33        | 1        |
| <b>Career</b> | <b>8</b> | <b>12</b> | <b>1.5</b> | <b>4</b> | <b>0</b> | <b>6</b>  | <b>71</b> | <b>11.8</b> | <b>33</b> | <b>1</b> |

son... Received only starting nod at fullback at Chicago (11/24), but did not record a carry or reception... Also saw considerable action in Detroit's two-back set vs. Seattle (11/17)... Season-high three special teams stops at Tampa Bay (9/29)... Had two special teams tackles each in games vs. Atlanta (10/6) and at Oakland (10/13). 1995: Saw extensive action in rookie season as lead blocker for Barry Sanders in short-yardage and goal-line situations... Started two of the club's first three games at fullback, but playing time in backfield diminished dramatically soon thereafter when offense began employing three-receiver sets on almost every play from scrimmage... Was one of squad's top special teams players throughout the season, notching 15 special teams stops (second on the team)... Started at fullback at Minnesota (9/10) and vs. Arizona (9/17), gathering only carry of the year vs. the Vikings (one yard) and only reception of the year (two yards)... Had two special teams tackles in games vs. Cleveland (10/8), vs. Minnesota (11/23), vs. Chicago (12/4) and vs. Jacksonville (12/17).

**COLLEGE and PERSONAL:** A two-year starter at Nebraska, he rushed for 456 yards in 63 carries (7.2 avg.) and four TD's as a senior in 1994, nearly double his career total of 250 yards going into the season... He and outside linebacker Donta Jones were the 1993 Husker Co-Lifters-of-the-Year... Earned All-Big Eight honorable mention honors in '94 in coaches poll...

Was a Phillips 66 Academic All-Big Eight pick the same year with a 3.44 grade point average in industrial technology... Scored two TD's,

including the game-winner, in the 1995 Orange Bowl as the Cornhuskers sealed the national championship... Lost only three yards rushing in his senior campaign, only four in his career... Set season and career-highs with 84 yards in six carries against Texas Tech as a senior, also rambling for a career-long 41-yard run in the game...

Finished his junior year in 1993 as the team's fifth-leading rusher with 48 carries for 193 yards and one TD...

Scored the only TD of his sophomore season on a five-yard run against Colorado, his only attempt of the game... Redshirted during the 1991 season... Earned his degree in industrial technology education... Two-time All-State selection at line-backer at Columbus (Duncan, Neb.) High... Also

played fullback as a senior, rushing for 1,514 yards and 23 TD's (including nine 100-yard games)... Led the team in tackles as a junior and

senior... Was named the Nebraska Defensive Player of the Year as a prep senior...

Played with a group of Nebraska football all-stars in the Down Under Bowl in Sydney, Australia following his senior campaign... Won the 189-pound wrestling state championship twice during his prep career and toured with an all-star wrestling team to Quebec, Canada... Spent parts of 1995-97 off-season as a student teacher at Park Middle School in Lincoln, Nebraska, and taught at his alma mater, the University of Nebraska,

during the '98 off-season... Drove in

demolition derbies for three years during high school... He and wife, Karen, welcomed their first child, Natalie Rae, on May 15, 1998... Born in Columbus, Nebraska.

• After spending part of the previous three off-seasons helping teach drafting at a middle school in Lincoln, Nebraska, Schlesinger worked as an instructor at his alma mater, the University of Nebraska, in 1998.

• Schlesinger rushed for two touchdowns, including the game-winner, in Nebraska's win over Miami (Fla.) in the 1994 Orange Bowl to clinch the national championship.



# Tracy Scroggins

## DEFENSIVE END

Tulsa 7th Year  
 Ht: 6-2 Wt: 255  
 Born: 9/11/69 (D-2a in '92)

# 97

### GAMES PLAYED/

**STARTED:** 1992 (16/7);  
 1993 (16/0) [1/0]; 1994  
 (16/9) [1/0]; 1995 (16/16)  
 [1/1]; 1996 (6/6); 1997  
 (15/6) [1/1] **TOTAL:**  
 (85/44) [4/2]

**PRO:** Speedy pass rushing defensive end who began career as an outside linebacker in team's previous 3-4 alignment — has been at defensive end since 1995... Has been hindered the past two seasons by lingering in-season injuries — high-ankle sprain suffered in fourth game of the year in 1996, and shoulder sprain incurred during training camp in 1997... His 37 career sacks tie him for seventh on Lions' all-time quarterback sacks list... Played in first 68 games of career before missing eight of last ten games in '96... Had career-high 9.5 sacks in '95 and led Detroit in that category during rookie campaign in 1992 with 7.5 sacks... Was the Lions' first of two second-round selections in 1992 NFL Draft (53rd pick overall).  
**1997:** Relegated to backup duty at right defensive end to start the season, in part due to shoulder injury suffered in training camp... Started the last five regular season games and the Wild Card playoff contest at Tampa Bay (12/28), ending the year with a career-high 51 tackles... Finished season in strong fashion, netting six of his 7.5 sacks for the year in the last five games... Saw first action of season vs. Tampa Bay (9/7) in start for Robert Porcher (ankle) and recorded six tackles... Regained starting spot for game vs. Indianapolis (11/23) with Kerwin Waldroup on

### SCROGGINS' SINGLE-GAME BESTS

**TACKLES:** 9 at Chicago 11/20/94  
**SACKS:** 3 vs. Arizona 9/17/95; vs. Indianapolis 11/23/97  
**INTERCEPTIONS:** 1 vs. Green Bay 1/2/94  
**FUMBLE RETURNS:** 81 at Tampa Bay 12/23/95

### SCROGGINS' DEFENSIVE STATISTICS

| 1997<br>Date  | Opp.   | TACKLES           |            |           | Sacks         | Int's      | Passes<br>Def. | Fumbles<br>Rec./For. |  |
|---------------|--------|-------------------|------------|-----------|---------------|------------|----------------|----------------------|--|
|               |        | Total             | Solo       | Asst.     | No/Yds        | No/Yds     |                |                      |  |
| 8/31          | ATL    | INACTIVE — INJURY |            |           |               |            |                |                      |  |
| 9/7           | TB     | 6                 | 4          | 2         | 0/0           | 0/0        | 0              | 0/0                  |  |
| 9/14          | @ Chi  | 4                 | 3          | 1         | 1/2           | 0/0        | 0              | 0/0                  |  |
| 9/21          | @ NO   | 0                 | 0          | 0         | 0/0           | 0/0        | 0              | 0/0                  |  |
| 9/28          | GB     | 1                 | 0          | 1         | 0/0           | 0/0        | 0              | 0/0                  |  |
| 10/5          | @ Buf  | 2                 | 1          | 1         | 0/0           | 0/0        | 0              | 0/0                  |  |
| 10/12         | @ TB   | 4                 | 3          | 1         | .5/4          | 0/0        | 0              | 0/0                  |  |
| 10/19         | NYG    | 1                 | 1          | 0         | 0/0           | 0/0        | 0              | 0/0                  |  |
| 11/2          | @ GB   | 2                 | 0          | 2         | 0/0           | 0/0        | 0              | 0/0                  |  |
| 11/9          | @ Wash | 0                 | 0          | 0         | 0/0           | 0/0        | 0              | 0/0                  |  |
| 11/16         | MIN    | 6                 | 4          | 2         | 0/0           | 0/0        | 0              | 0/0                  |  |
| 11/23         | INDY   | 7                 | 5          | 2         | 3/20          | 0/0        | 0              | 0/0                  |  |
| 11/27         | CHI    | 7                 | 5          | 2         | 2/6           | 0/0        | 0              | 1/0                  |  |
| 12/7          | @ Mia  | 4                 | 2          | 2         | 0/0           | 0/0        | 0              | 0/0                  |  |
| 12/14         | @ Min  | 5                 | 5          | 0         | 0/0           | 0/0        | 0              | 0/0                  |  |
| 12/21         | NYJ    | 2                 | 2          | 0         | 1/10          | 0/0        | 1              | 0/0                  |  |
| <b>1997</b>   |        | <b>51</b>         | <b>35</b>  | <b>16</b> | <b>7.5/42</b> | <b>0/0</b> | <b>1</b>       | <b>1/0</b>           |  |
| 1992          |        | 28                | 25         | 3         | 7.5/41        | 0/0        | 1              | 0/0                  |  |
| 1993          |        | 19                | 12         | 7         | 8/56          | 1/0        | 2              | 1/2                  |  |
| 1994          |        | 44                | 35         | 9         | 2.5/14        | 0/0        | 2              | 1/0                  |  |
| 1995          |        | 45                | 35         | 10        | 9.5/56        | 0/0        | 6              | 1/2                  |  |
| 1996          |        | 20                | 12         | 8         | 2/15          | 0/0        | 0              | 1/1                  |  |
| <b>Career</b> |        | <b>207</b>        | <b>154</b> | <b>53</b> | <b>37/224</b> | <b>1/0</b> | <b>12</b>      | <b>5/5</b>           |  |

Injured Reserve (knee)... Responded to first start of the year by tying career-high with three sacks, in addition to recording a safety by tackling Colts' QB Paul Justin in the endzone... Followed that performance with a two-sack outing vs. Chicago on Thanksgiving Day (11/27)... Also scored his second career touchdown vs. Bears, running 17 yards with a fumble caused by a Robert Bailey sack of Chicago QB Steve Stenstrom... Batted down a pass and made three tackles in Wild Card playoff game at Tampa Bay (12/28). **1996:** Saw production fall (two sacks and 20 tackles) from career-year in '95, due largely in part to high-ankle sprain suffered vs. Chicago (9/22)... Started at right defensive end in first four contests of year and two subsequent games (at Oakland 10/13

and at San Diego (11/11), but wasn't able to finish either, lasting only three plays vs. Raiders and less than a half vs. Chargers... Dressed, but did not play in game following injury (at Tampa Bay 9/29), and was inactive in remaining nine outings to end the year... On several occasions following the injury, intended to play early in the week, but hadn't made enough progress by Sunday to effectively push off ankle... Started season strongly with a sack in each of first two games of '96 at Minnesota (9/1) in opener and following week vs. Tampa Bay (9/8)... Had critical call go against him in loss at Philadelphia (9/15) when officials ruled an apparent second half interception was trapped against the turf — turnover would have thwarted Eagles' eventual scoring drive. **1995:** Stepped into the spotlight as one of club's most consistent producers (starting at right defensive end) in new 4-3 defense... Responded to position change by notching a career-high 9.5 sacks for 56 yards, in addition to then-career-high 45 tackles... Notched first sack of season (for eight yards) and notched two tackles in season opener at Pittsburgh (9/3). Sack on Mike Tomczak was one of hardest hits of season and deposited Tomczak on the sidelines temporarily with bruised ribs... Exploded for career-high three sacks (for 17 yards), in addition to defending a pass vs. Arizona (9/17)... Tallied season-high seven tackles at Green Bay (10/15), in addition to notching a sack and defending a pass... Notched his sixth sack of the year vs. Green Bay (10/29) late in the fourth quarter, forcing a Brett Favre fumble, which was recovered by Chris Spielman to preserve the win with Packers deep in Lions' territory... Registered two tackles and sacked Erik Kramer (for seven yards) in Monday Night contest vs. Chicago (12/4)... Made four stops, 1.5 sacks and forced a fumble in Lions' win at Houston (12/10) — turnover led to a Jason Hanson field goal... Credited for six tackles, a sack (for seven yards) and forced a fumble in regular season finale at Tampa Bay (12/23) — returned the fumble 81 yards for his first pro touchdown... Made one tackle in Detroit's NFC Wild Card playoff game at Philadelphia (12/30). **1994:** Started nine games at outside linebacker and made then-career-high 44 tackles... Recovered a fumble on the opening kickoff at Minnesota (9/11)... Made his first start of the season vs. Chicago (10/23), replacing Pat Swilling at right outside linebacker, and made three tackles... Totaled 1.5 sacks for 10 yards vs. Tampa Bay (11/13), his first sacks of the season... Collected a career-high nine tackles and a sack at Chicago (11/20)... Saw action as a reserve in Wild Card playoff contest at

• Scroggins has erupted twice in his career with three sacks in a game — vs. Arizona on September 17, 1995, and vs. Indianapolis on November 23, 1997.

• Scroggins enters 1998 tied for seventh with Dave Pureifory on the Lions' all-time sacks list with 37.

Green Bay (12/31), combining with Robert Porcher for the Lions' only sack in the contest. **1993:** Was named to the USA Today's "All-Joe" team which recognized underrated players around the league... Played mostly in passing situations and finished second on the team with eight sacks... Had 1.5 sacks and two tackles in the season opener vs. Atlanta (9/5)... Recorded one sack, recovered a fumble and made two tackles vs. Phoenix (9/26)... Saw a lot of action, replacing the injured Pat Swilling at Tampa Bay (10/3), and had the second multi-sack outing of his career (two sacks), in addition to forcing a fumble and making three tackles... Sacked Jim Everett and forced a fumble on the play at L.A. Rams (10/24)... Made one sack vs. Tampa Bay (11/7)... Had one sack at Chicago (12/26)... Intercepted the first pass of his career and defended a pass vs. Green Bay (1/2)... Saw action as a substitute in the Wild Card playoff game vs. Green Bay (1/8), and left the game in the first half with a leg injury. **1992:** Made his first professional start, replacing the injured Mike Cofer at right outside linebacker, notched his first sack and made two solo tackles at Minnesota (10/15)... Replaced the injured Cofer at starting right outside linebacker at Cincinnati (11/22), and had one sack and two solo tackles... Enjoyed first career multi-sack outing (two) and made four solo tackles vs. Houston (11/26)... Notched one sack and three tackles vs. Cleveland (12/13)... Turned in solid performance vs. Chicago (12/20), making one sack, three solo tackles and defending one pass... Season-high five tackles and 1.5 sacks in the season finale at San Francisco (12/28)

**COLLEGE and PERSONAL:** Named second-team All-American and first-team All-Independent by The Poor Man's guide to the NFL Draft, and honorable mention All-American by Associated Press and Football News as a senior in 1991... Third on the team with 88 tackles (51 solo), four sacks and nine tackles for losses his senior year... Led team with 26 quarterback pressures, and recovered three fumbles and forced two others as a senior as well... As a junior in 1990, was named honorable mention All-American by the Poor Man's Guide to the NFL Draft despite starting only the final four games... Played in every contest that year, making 50 tackles (33 solo) with six sacks and 11 tackles for losses... Transferred to Tulsa after two years at Coffeyville (Kan.) Community College... Made a smooth transition to linebacker from running back upon arrival at Tulsa... Two-year standout at running back at Coffeyville... Rushed for over 600 yards as Coffeyville won the district title in

1989... For each sack and tackle he makes, Scroggins donates \$97 (his jersey number) to his charitable foundation and hosts 10 Detroit children at each Lions home game... Worked with 97 children from John Marshall Elementary School and Elizabeth Cleveland Middle School in Detroit in 1995... He and

teammate Robert Porcher have served in the past as spokesmen and judges for the Lions' "Take A Player to School" essay contest... He and his charitable foundation have established "Tracy's Kids" to promote education for Detroit children... Majored in criminal justice at Tulsa... Born in Checotah, Oklahoma.



## Tony Semple

**GUARD**

Memphis 5th Year

Ht: 6-4 Wt: 286

Born: 12/20/70 (D-5 in '94)

# 62

### GAMES PLAYED/

**STARTED:** 1994 (0/0); 1995 (16/0) [1/0]; 1996 (15/1); 1997 (16/1) [1/0] **TOTAL:** (47/2) [2/0]

**PRO:** Carved out niche in Lions' lineup as both long snapper from punt formation and as one of club's reserve interior linemen... After playing tackle in college, is now versed in playing either guard position, or even center in a pinch... Fifth round selection of Lions in 1994 NFL Draft (154th overall). **1997:** Third year as Lions' long snapper from punt formation... Also handled PAT and field goal snaps in season's final three games and Wild Card playoff game at Tampa Bay (12/28) with Mike Compton nursing a broken hand... Played in all 16 regular season games for second time in career, mostly on special teams... Tallied six tackles in punt coverage... Saw his first action on offense at Tampa Bay (10/12), splitting time with Hessley Hempstead at left guard... Made his lone start of the season (second of career) vs. NY Giants (10/19) at left guard with Compton shifting to left tackle for the injured Ray Roberts. **1996:** Second year as Lions' long snapper from punt formation... Also saw occasional action in reserve role at both guard slots... With then-starter Scott Conover (shoulder) ailing, saw considerable action at right guard vs. Chicago (9/22) and at Tampa Bay (9/29)... Made first career pro start (right guard) for injured Conover vs. Atlanta (10/6)... Underwent arthroscopic knee surgery during bye week (mid-October) and was inactive vs. New York Giants (10/27)... Returned in next outing at Green Bay (11/3) for long-snapping duties... Most extensive time on offensive line during

the remainder of the year was vs. Seattle (11/17) as starting left guard Compton left contest early with sprained ankle... Also subbed for Compton as long snapper on field goals and PAT's vs. Seahawks. **1995:** Rebounded from serious knee injury which forced him to miss his entire rookie campaign... Handled long-snapping duties on Lions' punts throughout the season... Played in all 16 games, in addition to NFC Wild Card playoff game at Philadelphia (12/30)... Saw brief line action at right guard in Lions' final possession vs. Cleveland (10/8) and late in game vs. Jacksonville (12/17). **1994:** Spent the entire season on Injured Reserve... Just hours after signing his first pro contract, Semple suffered season-ending knee injury in Detroit's first practice of the 1994 training camp (7/22)... Spent significant part of rehabilitation working on long-snapping technique.

**COLLEGE and PERSONAL:** Manned the strong tackle position as a senior in 1993, providing fine protection up-front as the Tigers averaged 219.9 yards passing per game... Recipient of the 1992 Chris Faros Most Improved Player Award his junior year... Started every game in '92 at strong tackle, grading 76% for passing and 94% for drive-blocking as he registered 32 knockdown blocks... Played in every game as a sophomore in 1991, mostly on special teams... Also saw playing time at offensive tackle that year as well... Moved to tight end in spring drills after the '91 season, but shifted back to tackle in fall scrimmages... Did not play his first year (1990), performing on the scout team as an offensive tackle and tight end...

Moved to defensive tackle in spring drills after the season... Redshirted in 1989, performing on the scout team as a tackle... Two-time All-Conference defensive end and tight end at Lincoln (Ill.) High... Recorded 56 tackles and caught 22 passes for 176 yards as a senior in 1988... Played center on the basketball team... Has a degree in sports administration...

- While rehabilitating a knee injury during his rookie year, Semple taught himself how to long-snap, a skill he has used as the Lions' deep snapper for the past three seasons.

- Semple is a regular on the Lions' off-season charity basketball team, which plays games throughout the state of Michigan.

Hobbies include hunting, fishing and golf... One of Lions' most active community relations spokesmen in Detroit-area especially regarding various D.A.R.E. events... Regular on the Lions' off season charity basketball team, which plays games throughout the state of Michigan... During college, worked with St. Jude foundation of Memphis, Tennessee.



# David Sloan

**TIGHT END**

New Mexico 4th Year

Ht: 6-6 Wt: 254

Born: 6/8/72 (D-3 in '95)

86

**SLOAN'S SINGLE-GAME BESTS**

RECEPTIONS: 7 vs. Tampa Bay 9/7/97  
 RECEIVING YARDS: 49 vs. Tampa Bay 9/7/97  
 TOUCHDOWNS: 1 vs. Tampa Bay 11/12/95  
 LONG RECEPTION: 25 at Miami 12/7/97

**SLOAN'S OFFENSIVE STATISTICS**

| 1997          | Date  | Opp.   | Receptions        | Yards      | Average    | Long      | TD's     |  |
|---------------|-------|--------|-------------------|------------|------------|-----------|----------|--|
|               | 8/31  | ATL    | 0                 | 0          | 0.0        | 0         | 0        |  |
|               | 9/7   | TB     | 7                 | 49         | 7.0        | 11        | 0        |  |
|               | 9/14  | @ Chi  | 2                 | 14         | 7.0        | 8         | 0        |  |
|               | 9/21  | @ NO   | INACTIVE — INJURY |            |            |           |          |  |
|               | 9/28  | GB     | 0                 | 0          | 0.0        | 0         | 0        |  |
|               | 10/5  | @ Buf  | 2                 | 12         | 6.0        | 8         | 0        |  |
|               | 10/12 | @ TB   | 1                 | 11         | 11.0       | 11        | 0        |  |
|               | 10/19 | NYG    | INACTIVE — INJURY |            |            |           |          |  |
|               | 11/2  | @ GB   | 5                 | 29         | 5.8        | 9         | 0        |  |
|               | 11/9  | @ Wash | 1                 | 3          | 3.0        | 3         | 0        |  |
|               | 11/16 | MIN    | 2                 | 12         | 6.0        | 9         | 0        |  |
|               | 11/23 | INDY   | 3                 | 43         | 14.3       | 20        | 0        |  |
|               | 11/27 | CHI    | 3                 | 40         | 13.3       | 24        | 0        |  |
|               | 12/7  | @ Mia  | 2                 | 32         | 16.0       | 25        | 0        |  |
|               | 12/14 | @ Min  | 0                 | 0          | 0.0        | 0         | 0        |  |
|               | 12/21 | NYJ    | 1                 | 19         | 19.0       | 19        | 0        |  |
| <b>1997</b>   |       |        | <b>29</b>         | <b>264</b> | <b>9.1</b> | <b>25</b> | <b>0</b> |  |
|               | 1995  |        | 17                | 184        | 10.8       | 24        | 1        |  |
|               | 1996  |        | 7                 | 51         | 7.3        | 18        | 0        |  |
| <b>Career</b> |       |        | <b>53</b>         | <b>499</b> | <b>9.4</b> | <b>25</b> | <b>1</b> |  |

**GAMES PLAYED/ STARTED:** 1995 (16/8) [1/1]; 1996 (4/4); 1997 (14/12) [1/1] **TOTAL:** (34/24) [2/2]

**PRO:** One of Lions' most promising young players rebounded in 1997 from season-ending knee injury suffered in September, 1996... Has physical tools necessary to stretch defenses down the middle... Former junior college basketball player who didn't play college football until 1992...

Large frame makes him an especially easy target for Lions' QB Scott Mitchell, who also stands at 6'6"... Uses his powerful frame after the catch to make it very difficult to be cut down one-on-one... Lions traded two draft picks to St. Louis to move up into the third round to select him 70th overall in the 1995 NFL Draft. **1997:** Re-claimed starting tight end

position after bouncing back from season-ending knee surgery in September, 1996... Finished '97 season fourth on team with 29 receptions for 264 yards (both career-highs)... Missed two games with minor injuries — at New Orleans (9/21) with an ankle

sprain and vs. N.Y. Giants with a sore back... Set career highs with seven catches and 49 receiving yards vs. Tampa Bay (9/7)... Led team with 43 yards on three catches vs. Indianapolis (11/23)... Had a career-long 25-yard reception at Miami (12/7)... Caught one pass for nine yards in Wild Card playoff game at Tampa Bay (12/28). **1996:** Slated as Lions' starting tight end, but had year cut short due to torn anterior cruciate ligament in left knee in fourth game of the season vs. Chicago (9/22)... Surgery performed on Oct. 6... Had already collected three receptions for 19 yards in game vs. Bears (first quarter) at time of injury... Made two receptions in each of club's first two games of the year. **1995:** Physically imposing tight end who enjoyed very solid rookie campaign, which he capped with his best game of the season (Lions' NFC Wild Card playoff game at Philadelphia on 12/30), in which he caught five balls for 67 yards and two touchdowns. In that game, he joined Steve Junker and Willie Green as the only players in Lions' playoff history to catch two TD passes in a game... Saw limited action during first six weeks of season, but played more extensively as season wore on, eventually breaking into starting lineup


• Sloan is one of only three Lions ever to catch two touchdown passes in a playoff game. He joined Steve Junker (1957) and Willie Green (1991) in this select group by recording two scores at Philadelphia on December 30, 1995.

• Sloan did not become serious about playing football until 1992 when he joined the Fresno (Calif.) City College squad. He also played basketball at Fresno in 1991-92 before accepting a football scholarship to New Mexico in 1993.

for eight of last nine games... Came off the bench at Washington (10/22), reeling in the first three receptions of his career for 24 yards... Started first career game vs. Green Bay (10/29), latching on to three balls for 27 yards... Reeled in the first TD grab of his career, a 17-yarder, vs. Tampa Bay (11/12).

**COLLEGE and PERSONAL:** Super-Sleeper Team pick by The Poor Man's Guide to the NFL Draft following his senior year at New Mexico in 1994... First-team All-Western Athletic Conference choice and Lobos' team captain as well in 1994... Finishing third on the team with 24 receptions for 320 (13.3 avg.) and one touchdown during senior campaign... Had 13 receptions for 116 yards (8.9 avg.) and three touchdowns as a junior in 1993... Played forward and center on the basketball team at Fresno (Calif.) City

College in 1991-92, averaging eight rebounds per game as a sophomore... Joined the football team as a tight end during his sophomore year ('92), catching 13 passes for 254 yards (19.5 avg.)... Lettered three times in both football and basketball at Sierra Joint Union (Tollhouse, Cal.) High... Added four letters in track as a prepster as well... Finance major at New Mexico... Sister, Jennifer, played volleyball at Rice... Son of Robert and Sharon Sloan... Born David Lyle Sloan in Fresno, California.



# Marc Spindler

## DEFENSIVE TACKLE

Pittsburgh 9th Year  
 Ht: 6-5 Wt: 290  
 Born: 11/28/69 (FA in '97)

# 92

### SPINDLER'S SINGLE-GAME BESTS

TACKLES: 8 vs. New York Jets 12/8/91, vs. Phoenix 9/26/93  
 SACKS: 2 at Pittsburgh 11/15/92  
 INTERCEPTIONS: 1 at Denver 9/1/96

### GAMES PLAYED/

**STARTED:** 1990 (4/2);  
 1991 (16/16) [2/2]; 1992  
 (13/13); 1993 (16/16)  
 [1/1]; 1994 (9/8) [1/1];  
 1995 (10/4); 1996 (15/5);  
 1997 (10/0) [1/0]  
**TOTAL:** (93/64) [5/4]

**PRO:** Signed as a free agent August 27, 1997 with the Lions for second stint of his career with the club...

Had played the first five seasons of his career (1990-94) in Detroit as well... Signed as a free agent following the '94 season with the Tampa Bay Buccaneers, but never played for the Bucs, as he was traded to the New York Jets on Aug. 27, 1995... Played in New York in 1995-96 before spending '97 training camp with both Seattle and Chicago before re-signing with the Lions... Remains a physical presence along the defensive line with a low center of gravity... Especially adept in run stopping role... Originally selected by Detroit in the third round of the 1990 NFL Draft (62nd overall pick). **1997:** Returned to the Lions after playing the last two seasons with the New York Jets... Went to training camp with Seattle but was released August 6... Signed by Chicago on August 13 and released by the Bears on August 24... Played in 10 games as a reserve along the defensive line, netting eight tackles... Most extensive action came vs. Chicago (11/27) with season-high four tackles... Saw limited action in Wild Card playoff contest at Tampa Bay (12/28). **1996:** Played in 15 contests in final year with the Jets (five starts)... After coming off the bench in the season opener, started at defensive tackle in the next five games... Finished the season with 36 tackles and half-of-a-sack... Recovered a fumble and made only career interception at Denver in season opener (9/1). **1995:** Traded from Tampa Bay to the New York Jets on Aug. 27, and saw action for the Jets in 10 games (four starts)... Played in reserve role most of the season, but broke into starting lineup for the last four contests of the year at left defensive tackle... Made 21 tackles and

### SPINDLER'S DEFENSIVE STATISTICS

| Year          | TACKLES    |            |           | Sacks<br>No/Yds | Int's<br>No/Yds | Passes<br>Def. | Fumbles<br>Rec./For. |
|---------------|------------|------------|-----------|-----------------|-----------------|----------------|----------------------|
|               | Total      | Solo       | Asst.     |                 |                 |                |                      |
| 1990 (Det.)   | 11         | 9          | 2         | 1               | 0/0             | 0              | 0/0                  |
| 1991 (Det.)   | 49         | 33         | 16        | 3.5             | 0/0             | 2              | 1/1                  |
| 1992 (Det.)   | 34         | 25         | 9         | 2.5             | 0/0             | 0              | 0/2                  |
| 1993 (Det.)   | 49         | 32         | 17        | 2               | 0/0             | 0              | 3/0                  |
| 1994 (Det.)   | 15         | 11         | 4         | 0               | 0/0             | 0              | 0/0                  |
| 1995 (NYJ)    | 21         | 12         | 9         | 0               | 0/0             | 1              | 0/0                  |
| 1996 (NYJ)    | 36         | 26         | 10        | .5              | 1/-1            | 1              | 1/0                  |
| 1997 (Det.)   | 8          | 4          | 4         | 0               | 0/0             | 0              | 0/0                  |
| <b>Career</b> | <b>223</b> | <b>152</b> | <b>71</b> | <b>9.5</b>      | <b>1/-1</b>     | <b>4</b>       | <b>5/3</b>           |

knocked down a pass on the year. **1994:** Became team's full-time starter at nose tackle, but was limited to nine games (eight starts) due to high-ankle sprain suffered in preseason... Collected 15 tackles on the year... Inactive for first four games... Made '94 debut at Tampa Bay (10/2) in reserve role... Started the next three games before re-injuring the ankle, which forced him inactive for three additional weeks... Re-claimed starting position for final six games of the season and Wild Card playoff game at Green Bay (12/31). **1993:** Started all 16 games and Wild Card playoff contest for the Lions... Started the first 12 games of the year at left end in team's 3-4 alignment, but moved to nose tackle after Lawrence Pete was injured... Recovered a fumble and made five tackles at New England (9/12)... Tied career-high with eight tackles vs. Phoenix (9/26)... Recorded first sack of season vs. Seattle (10/17)... Had second sack of the year vs. Tampa Bay (11/7)... First career start at nose tackle at Phoenix (12/12) — blocked the third field goal of his career in that contest... Ended season by making four tackles in each of the last two regular season games and Wild Card playoff game vs. Green Bay (1/8). **1992:** Started 13 games at defensive tackle (missed three contests while on Injured Reserve)... Blocked second field goal of career vs. Minnesota (9/13) — also returned for a Detroit touchdown... Placed on Injured Reserve Sept. 18, and re-activated on Oct. 14... Season-high seven tackles and only career two-sack outing in return to home state at Pittsburgh (11/15). **1991:** Starter at defensive

tackle for all 16 regular season games and two playoff contests... Registered sacks in back-to-back weeks vs. Miami (9/15) and at Indianapolis (9/22)... Solid game vs. Dallas (10/27) with fumble recovery, pass deflected and a blocked field goal, which William White returned for a touchdown... Career-high eight tackles and half-of-a-sack vs. NY Jets (12/8)... Two tackles vs. Dallas in Divisional playoff game (1/5). **1990:** Saw action in only four games (two starts) due to knee injury (placed on Injured Reserve following four games)... Collected 11 tackles on the year... Played in a reserve role in season opener vs. Tampa Bay (9/9) and received his first career start the next week vs. Atlanta (9/16)... Recorded first career sack at Tampa Bay (9/23).

**COLLEGE and PERSONAL:** Chosen as 1989 College Football Player of the Year and also underclassman Defensive Player of the Year by The Sporting News... Also named second-team All-American by Associated Press following his junior season in '89... Also received

• Spindler was chosen as USA Today's National Prep Player of the Year in 1987.

• Spindler has blocked three field goals in his career, with two of them being returned for Lions' touchdowns.

All-Eastern College Athletic Conference honors the same year... Concluded his collegiate career with 202 tackles, 7.5 sacks, two forced fumbles and two fumble recoveries... Started at left defensive end and led the team with 73 tackles in '89... Started the first five games of his sophomore year in 1988 at defensive tackle before sustaining a season-ending knee injury vs. Notre Dame... Finished second on squad with 106 tackles as a true freshman in 1988... Became only fourth player in the previous 20 years at Pitt to start his first game as a true freshman (others were Tony Dorsett, Hugh Green and Bill Fralic)... Communications major... Lettered in wrestling and basketball at West Scranton (Pa.) High School and was the regional heavyweight wrestling champion... A starter in 46 consecutive games, he was chosen as the USA Today High School Player of the Year as a prep senior in 1987... Is an avid hunter and fisherman... Life-time member of the Ted Nugent United Sportsmen of America... He and his wife, Rochelle, have three daughters — Gabriella, 4, Dominique, 2, and Isabella, 1.



## Ryan Stewart

### SAFETY

Georgia Tech 3rd Year

Ht: 6-1 Wt: 207

Born: 9/30/73 (D-3 in '96)

# 38

**GAMES PLAYED/  
STARTED:** 1996 (14/2);  
1997 (8/0) [1/0] **TOTAL:**  
(22/2)

**PRO:** Spent most of first two pro seasons playing reserve role in secondary and active part on team's special teams... Lions' third round selection in 1997 NFL Draft (76th overall). **1997:** Returned to club on Oct. 30 after being released in training camp... Played in final eight contests of the year (special teams) and made five tackles... Led squad with two special teams tackles in Wild Card playoff

### STEWART'S SINGLE-GAME BESTS

**TACKLES:** 7 vs. Kansas City 11/28/96  
**INTERCEPTIONS:** 1 vs. Seattle 11/17/96  
**INT. RETURN:** 14 vs. Seattle 11/17/96

### STEWART'S DEFENSIVE STATISTICS

| Year          | TACKLES   |           |          | Sacks<br>No/Yds | Int's<br>No/Yds | Passes<br>Def. | Fumbles<br>Rec./For. | Spec.<br>Teams |
|---------------|-----------|-----------|----------|-----------------|-----------------|----------------|----------------------|----------------|
|               | Total     | Solo      | Asst.    |                 |                 |                |                      |                |
| 1996          | 32        | 23        | 9        | 0/0             | 1/14            | 1              | 0/0                  | 6              |
| 1997          | 0         | 0         | 0        | 0/0             | 0/0             | 0              | 0/0                  | 5              |
| <b>Career</b> | <b>32</b> | <b>23</b> | <b>9</b> | <b>0/0</b>      | <b>1/14</b>     | <b>1</b>       | <b>0/0</b>           | <b>11</b>      |

game at Tampa Bay (12/28). **1996:** Playing time increased as rookie year went along... Became key cog in nickel and dime packages late in the season... One of

club's most active special teams performers as well (six tackles)... Six tackles in first career start vs. Atlanta (10/6) and their run 'n shoot attack... Also started in nickel role vs. Seattle (11/17), recording lone interception of his career (14-yard return)... Suffered broken hand vs. Kansas City (11/28), forcing him inactive for next two contests — vs. Minnesota (12/8) and vs. Green Bay (12/15)... Prior to injury vs. Chiefs, recorded career-high seven tackles... Returned from two-game absence with two tackles in season finale at San Francisco (12/23).

**COLLEGE and PERSONAL:**

First-team All-American Dream Team and All-Atlantic Coast Conference selection by The NFL Draft Report as a senior in 1995... Manned the strong safety position, recording 58 tackles (30 solos) with a 14-yard sack and four stops for losses of 11 yards, in addition to causing and recovering a fumble... Also deflected five passes and had three interceptions for 62 yards in returns with a touchdown in '95... Was shifted to free safety as a junior in 1994, but suffered a left knee injury in the season opener vs. Arizona... Finished with 36 tackles (19 solos) and a fumble recovery... Selected ACC Defensive Back of the Week as he made 11 tackles (7 solos), recovered a fumble and deflected a pass vs. Arizona... Named the team's Outstanding Defensive Player in '94 spring drills... Played behind

• Stewart received his degree in business management from Georgia Tech in May, 1998.  
 • Stewart recorded the lone interception of his NFL career November 17, 1996 vs. Seattle, and returned the theft 14 yards.

David Hendrix at strong safety as a sophomore in 1993... Recorded 60 tackles (36 solos) with a sack and two pass deflections that year... Earned his first varsity letter as he saw action strictly on special teams his first season (1992)... Redshirted in 1991... Super Prep All-American selection at Berkeley (Moncks Corner, S.C.) High... Rated the 19th-best prospect in the Mid-Atlantic region and the 12th-best defensive back in the country by that publication... Rated the second-best safety in the nation by Max Emfinger's Blue Chip

recruiting guide... Added All-State first-team honors from the Charleston News and Courier, Greenville News and Columbia State-Journal... Two-time team Most Valuable Player... Lettered three times in football as a defensive back and running back... Had 10 interceptions during his prep career... Gained 780 yards with 12 touchdowns rushing and returned three punts for scores as a senior in

1990, earning Low Country Defensive Player of the Year honors... Also lettered twice in both basketball and track during high school career... Business management major (received degree in May, 1998)... Received an award from the College Football Association for outstanding community service work in the Atlanta area... Participates in Lions' School Assembly Program... Born in Moncks Corner, South Carolina.



# Eric Stocz

**TIGHT END**

Westminster (Pa.) 3rd Year

Ht: 6-4 Wt: 265

Born: 5/25/74 (FA in '96)

# 82

**GAMES PLAYED/**

**STARTED:** 1996 (1/0); 1997

(6/0) [1/0] **TOTAL:** (7/0) [1/0]

**PRO:** Backup tight end has spent much of the last two seasons making trips to and from team's practice squad... Rugged prospect who excels at blocking at punt coverage... Suffered knee injury during 1998 off-season workouts and was placed on Injured Reserve... Spent most of rookie season on practice

squad (one game played), but increased his playing time to six games in 1997... Originally signed by Houston as a rookie free agent in April, 1996... Released by the Oilers during '96 training camp and signed to the Lions' practice squad August 27, 1996. **1997:** Special teams performer when on active roster, recording seven special teams stops... Forced a fumble

ble with a tackle on special teams in Wild Card playoff game at Tampa Bay (12/28). **1996:** Signed from the practice squad to the active roster Oct. 8... Was inactive at Oakland (10/13)... Released Oct. 15 and re-signed to the practice squad Oct. 23... Signed to the active roster Dec. 13... Saw action, primarily on special teams, vs. Green Bay (12/15)... Inactive for regular season finale at San Francisco (12/23).

**COLLEGE and PERSONAL:** Earned three letters at Westminster... Named All-Conference as a senior and

• Stocz' older sister, Sandra, played college basketball at Youngstown State.  
• Stocz played in the 1996 Snow Bowl, the annual Division II all-star game, which has also featured Detroit LB Richard Jordan (1997) and former Lions' LB Tom Beer (1994) in previous years.

played in the 1996 Snow Bowl, (Division II All-Star game)... Played on Westminster team that captured the NCAA Division II national championship in 1995... Earned his degree in elementary education and is certified to teach... Made Dean's list as well... Has served as a substitute teacher in the off-season...

Participated in track all four years at Westminster, and ended career as school's all-time leader in discus... His older sister, Sandra, played basketball at Youngstown State... Hobbies include golf and weightlifting.



## Larry Tharpe

### TACKLE

Tennessee State 7th Year

Ht: 6-4 Wt: 300

Born: 11/19/70 (FA in '97)

# 71

**GAMES PLAYED/  
STARTED:** 1992 (11/0);  
1993 (5/3); 1994 (0/0); 1995  
(16/16); 1996 (0/0); 1997 (16/15) [1/1] **TOTAL:**  
(48/34) [1/1]

**PRO:** Entered his second stint with the Lions after re-signing as a free agent with Detroit February 21, 1997... Starter at right tackle in 15 of team's 16 regular season games in '97... Was with New England in 1996... Played for Arizona in 1995, signing with the Cardinals as a restricted free agent in March, 1995 (Lions received a sixth round draft pick as compensation)... Played his first three NFL seasons (1992-94) with Detroit, appearing in 16 games (three starts)... Drafted by the Lions in the sixth round of the 1992 NFL Draft (145th overall). **1997:** Emerged as starting right tackle after three-way battle in training camp... Started 15 of team's 16 regular season games, in addition to Wild Card playoff game at Tampa Bay (12/28)... Contributed to record-setting season by Barry Sanders, who became only the third player in NFL history to rush for over 2,000 yards in a season to highlight a host of accomplishments... Moved to

left tackle in the third quarter at Buffalo (10/5), in place of the injured Ray Roberts... Only game in which he didn't start was vs. Chicago (11/27) while nursing a sprained ankle... Saw some action late in that game after Juan Roque, who had started in his place, injured his knee. **1996:** Signed with New England as an unrestricted free agent April 29, 1996... Was inactive for six of the Patriots' first seven games... Was active but did not play at Baltimore (10/6)... Released by the Patriots on October 23. **1995:** Started all 16 games for Arizona... Played both tackle positions... Opened the season as the Cardinals' starting right tackle, where he played the first six games... Was forced to move to left tackle in the seventh game after both Ernest Dye (ruptured Achilles tendon) and Joe Wolf (broken left fibula and surgically repaired ankle) suffered season-ending injuries... Started the remaining 10 games at left tackle. **1994:** Was a reserve tackle for the Lions... Inactive for 15 regular season games and Wild Card playoff contest at Green Bay (12/31)... Was active but did not play vs. Tampa

Bay (11/13). **1993:** Saw action in five games (three starts) and was inactive for five games... Made his first career start (left tackle) vs. Arizona (9/26) in place of the injured Lomas Brown and also started the following week at Tampa Bay (10/3)... Started at L.A. Rams (10/24) and saw some action vs. Tampa Bay (11/7)... Did not play the rest of the season. **1992:** Injuries forced a slow start to his rookie campaign (knee and back)... Spent period from Sept. 4 - Oct. 14 on Injured Reserve...

Returned to see backup action for the final 11

• Tharpe is one of four current Lions who began their NFL careers in Detroit, then spent time with other NFL clubs, only to return back to the Lions (Marc Spindler and Dan Owens in 1998, and George Jamison and Tharpe in 1997).

• While on a recruiting visit to Tennessee State as a high school senior, Tharpe's host for the weekend was current teammate, Robert Porcher, who played at Tennessee State before transferring to South Carolina State.

games... Platooned at right tackle in the final month of the season.

**COLLEGE and PERSONAL:** Three-year starter at Tennessee State... Named All-Ohio Valley Conference as a senior in 1991... Earned second-team all conference honors as a junior in 1990... Made 11 special teams tackles in action on the kick coverage teams, also forcing six fumbles and recovering four others... Majored in health, physical education and recreation... Earned Offensive Lineman of the Year honors as

a senior at Southwest High (Macon, Ga.)... Born in Macon, Georgia.



# Marvin Thomas

**DEFENSIVE END**

Memphis 1st Year

Ht: 6-5 Wt: 264

Born: 10/19/73 (FA in '97)

98

**PRO and 1997:** Seventh round selection of the Chicago Bears in the 1997 NFL Draft (233rd overall)... Released by Bears in August, 1997, and signed to Detroit's to practice squad August 26, 1997... Activated by Lions to their 53-man roster on November 24, and was inactive for the last four games of the season (and Wild Card playoff contest).

**COLLEGE and PERSONAL:** Left Memphis ranked third on school's all-time sacks list with 17... Four-year letterman at Memphis who played in all 44 games during his collegiate career... Became a starter

• Thomas is currently in pursuit of his master's degree in business.

• Thomas was originally a seventh round draft pick of the Chicago Bears in 1997.

for Tigers midway through his sophomore year in 1994... All-Conference USA pick as a senior in 1996 after leading team with six sacks and collecting 63 tackles... Career-best 16 tackles as a junior in 1995 at Michigan...

Team-high six sacks in '95, including three-sack outburst vs. Louisville... Finished '94 with three sacks, two of which came in contest vs. Arkansas State... Played in every game as a backup defensive tackle in 1993... Redshirted in 1992... All-District defensive end at Baldwin County (Ala.) High School... Born in Bay Minette, Ala.



# Tommy Vardell

## FULLBACK

Stanford 7th Year

Ht: 6-2 Wt: 230

Born: 2/20/69 (UFA in '97)

# 44

### GAMES PLAYED/

STARTED: 1992 (14/10);

1993 (16/12); 1994 (5/5);

1995 (5/0); 1996 (11/7);

1997 (16/10) [1/1]

TOTAL: (67/44) [1/1]

### PRO: Signed by the

Lions as an unrestricted free agent April 24, 1997...

One of team's most valuable free agents signings of the past few seasons...

Proved to be one of team's most versatile and productive offensive weapons in '97... Very adept at catching the ball out of the backfield...

Also a strong runner with good speed who shows solid blocking ability...

Hampered by knee problems early in career, but shows no lasting effects as he enters his seventh year in the league...

Joined the Lions after playing for San Francisco in

1996... Played four years for Cleveland prior to his stint in San Francisco... Selected by the Browns in the first round (ninth overall) of the 1992 NFL Draft following a record-setting career at Stanford. **1997:** Second on team with a career-high six rushing touchdowns... Provided the offense with a solid weapon out of the backfield both as a runner and receiver... Blocking was very good as well, often springing Barry Sanders for big gains... Took on role as Lions' main rushing weapon in goal-line situations, lining up alongside fellow fullback Cory Schlesinger... Five of 16 receptions on the season netted more than 20 yards... Became the first Lion running back to score a rushing touchdown besides Sanders since Ron Rivers in 1995 when he went in from one yard at Chicago

### VARDELL'S SINGLE-GAME BESTS

|                   |   |
|-------------------|---|
| RUSHING ATTEMPTS: | 25 at Cincinnati 10/17/93                     |
| RUSHING YARDS:    | 104 yards at Los Angeles Raiders 9/19/93      |
| RUSHING TD'S:     | 3 vs. Indianapolis 11/23/97                   |
| LONG RUSH:        | 54 at Los Angeles Raiders 9/19/93             |
| RECEPTIONS:       | 6 at Green Bay 10/14/96                       |
| RECEIVING YARDS:  | 44 at Green Bay 10/14/96                      |
| RECEIVING TD'S:   | 1 at Cincinnati 10/17/93; vs. Arizona 9/18/94 |
| LONG RECEPTION:   | 37 at Chicago 9/14/97                         |

### VARDELL'S OFFENSIVE STATISTICS

| 1997<br>Date  | Opp.   | RUSHING    |              |            |           |           | RECEIVING |            |             |           |          |
|---------------|--------|------------|--------------|------------|-----------|-----------|-----------|------------|-------------|-----------|----------|
|               |        | No.        | Yds          | Avg.       | Lg        | TD        | No.       | Yds        | Avg.        | Lg        | TD       |
| 8/31          | ATL    | 1          | 0            | 0.0        | 0         | 0         | 1         | 14         | 14.0        | 14        | 0        |
| 9/7           | TB     | 0          | 0            | 0.0        | 0         | 0         | 0         | 0          | 0.0         | 0         | 0        |
| 9/14          | @ Chi  | 5          | 15           | 3.0        | 11        | 1         | 1         | 37         | 37.0        | 37        | 0        |
| 9/21          | @ NO   | 1          | 5            | 5.0        | 5         | 0         | 1         | 0          | 0.0         | 0         | 0        |
| 9/28          | GB     | 3          | 3            | 1.0        | 4         | 0         | 1         | 8          | 8.0         | 0         | 0        |
| 10/5          | @ Buf  | 0          | 0            | 0.0        | 0         | 0         | 2         | 23         | 12.5        | 13        | 0        |
| 10/12         | @ TB   | 4          | 30           | 7.5        | 13        | 0         | 0         | 0          | 0.0         | 0         | 0        |
| 10/19         | NYG    | 3          | 5            | 1.7        | 4         | 0         | 3         | 39         | 13.0        | 28        | 0        |
| 11/2          | @ GB   | 2          | 2            | 1.0        | 1         | 1         | 1         | 4          | 4.0         | 4         | 0        |
| 11/9          | @ Wash | 0          | 0            | 0.0        | 0         | 0         | 2         | 42         | 21.0        | 26        | 0        |
| 11/16         | MIN    | 5          | 45           | 9.0        | 41        | 3         | 1         | 4          | 4.0         | 4         | 0        |
| 11/23         | INDY   | 2          | 2            | 1.0        | 11        | 1         | 0         | 0          | 0.0         | 0         | 0        |
| 11/27         | CHI    | 1          | 2            | 2.0        | 2         | 0         | 0         | 0          | 0.0         | 0         | 0        |
| 12/7          | @ Mia  | 1          | 6            | 6.0        | 6         | 0         | 0         | 0          | 0.0         | 0         | 0        |
| 12/14         | @ Min  | 2          | 0            | 0.0        | 0         | 0         | 2         | 36         | 18.0        | 25        | 0        |
| 12/21         | NYJ    | 2          | 7            | 3.5        | 5         | 0         | 1         | 11         | 11.0        | 11        | 0        |
| <b>1997</b>   |        | <b>32</b>  | <b>122</b>   | <b>3.8</b> | <b>41</b> | <b>6</b>  | <b>16</b> | <b>218</b> | <b>13.6</b> | <b>37</b> | <b>0</b> |
| 1992 (Cle.)   |        | 99         | 369          | 3.7        | 35        | 0         | 13        | 128        | 9.8         | 23        | 0        |
| 1993 (Cle.)   |        | 171        | 644          | 3.8        | 54        | 3         | 19        | 151        | 7.9         | 28        | 1        |
| 1994 (Cle.)   |        | 15         | 48           | 3.2        | 9         | 0         | 16        | 137        | 8.6         | 19        | 1        |
| 1995 (Cle.)   |        | 4          | 9            | 2.3        | 6         | 0         | 6         | 18         | 3.0         | 7         | 0        |
| 1996 (S.F.)   |        | 58         | 192          | 3.3        | 17        | 2         | 28        | 179        | 6.4         | 22        | 0        |
| <b>Career</b> |        | <b>379</b> | <b>1,384</b> | <b>3.7</b> | <b>54</b> | <b>11</b> | <b>98</b> | <b>831</b> | <b>8.5</b>  | <b>37</b> | <b>2</b> |

(9/14) — Had had a career-long 37-yard reception vs. Bears... Also had four games in which he caught more than one pass, including a season-high three receptions for 39 yards vs. NY Giants (10/19)... Had a huge game vs. Minnesota (11/16), rushing for career-high three touchdowns (all one-yarders) and dashing 41 yards on another carry (season-long)... Scored the Lions' lone touchdown (one yard) in Wild Card playoff contest at Tampa Bay (12/28). **1996:** Played in 11 games (seven starts) for San Francisco, rushing 58 times for 192 yards and two TD's, and catching 28 passes for 179 yards... Began the season as the 49ers' starting fullback, but injury midway through the campaign pushed him into backup role by season's end... Rushed eight times for 33 yards and a TD and

caught four passes for 26 yards in season opener vs. New Orleans (9/1)... Led team with 17 carries for 44 yards and made six catches for 31 yards vs. St. Louis (9/8)... Inactive for five weeks in October and November due to sprained ankle... Returned to action at Washington (11/24)... Started the season finale vs. Detroit (12/23) in place of the injured William Floyd and had one catch for 13 yards... Saw action in the 49ers two playoff contests. **1995:** In last season in Cleveland, sat out the majority of the season while recuperating from knee surgery... Was inactive for 11 games (played in five contests)...

On the season, he rushed four times for nine yards and caught six passes for 18 yards. **1994:** Started the first five games of the season, but sustained season-ending knee injury on the third play of the game vs. N.Y. Jets (10/2)... Placed on Injured Reserve three days later... At the time of his injury, he was the Brown's leading receiver with 16 catches for 137 yards and had 48 rushing yards on 15 carries. **1993:** Led Browns with 644 rushing yards on 171 carries (both career-highs) and three TD's... Caught 19 passes for 151 yards and a TD... His 853 yards in total offense ranked third on the club... Posted the lone

100-yard rushing game of his career (first for a Brown since the 1988 season) with 104 yards in 14 carries at L.A. Raiders (9/19)... Had a career-long 54-yard run against the Raiders as well... Set a career-high with 25 carries for 98 yards at Cincinnati (10/17)... Made his first career TD reception, (a 28-yarder), in that game as well... Recorded his first two-TD game with two

one-yard runs for scores at L.A. Rams (12/26). **1992:** Played in 14 games (10 starts) as a rookie... Rushed for 369 yards (second on team) on 99 carries ... Placed on Injured Reserve for the final two games of the season with a calf injury.

**COLLEGE and PERSONAL:** Rushed for a school record 1,084 yards on 226 carries with 20 TD's en route to earning All-Pac 10 honors as a senior in 1991... His career rushing total of 1,789 was third in Stanford history behind Darrin Nelson (4,033) and

Brad Muster (2,940)... Established a school record with 37 TD's, prompting then-head coach Dennis Green to nickname him "Touchdown Tommy"... Did not fumble in 416 collegiate carries... GTE Academic All-American and Pac-10 All-Academic selection as a senior as well... Earned degree in industrial engineering... Set a San Diego-area single-season record with 1,814 rushing yards on 230 carries at Granite Hills High School... Named league Player of the Year as a senior... Finished fifth in the state in wrestling as a prep senior, compiling a record of 38-2 at 195 pounds... His father, Ken, is a special agent for the FBI and played guard at Colorado from 1959-61... His mother, Travis, is a former fashion model... His brother, Ted, nicknamed "Tailgatin' Teddy" is also an FBI agent...

Endowed a scholarship at Stanford for football players studying engineering... Has been active in community working with Big Brothers/Big Sisters, various literacy programs and youth sports programs... Full name is Thomas Arthur Vardell... Born in El Cajon, Calif... Married (Andrea) on March 15, 1998.

• Vardell earned the nickname "Touchdown Tommy" while at Stanford for breaking the school record for career touchdowns scored with 37. Current Minnesota Vikings' head coach Dennis Green was Stanford's head coach at the time, and coined the nickname.

• By scoring three rushing touchdowns vs. Minnesota on November 16, 1997, Vardell became only the fifth back in club history to accomplish this feat.



# Kerwin Waldroup

## DEFENSIVE END

Central State (Oh.) 3rd Year

Ht: 6-3 Wt: 260

Born: 8/1/74 (D-5 in '96)

# 93

### WALDRUP'S SINGLE-GAME BESTS

TACKLES: 7 (three times; Last at Tampa Bay 10/12/97)  
SACKS: 1 at San Diego 11/11/96; and vs. Kansas City 11/28/96

### WALDRUP'S DEFENSIVE STATISTICS

| 1997<br>Date | Opp.   | TACKLES            |      | Sacks | Int's    | Passes | Fumbles | Spec. Teams | Tackles |
|--------------|--------|--------------------|------|-------|----------|--------|---------|-------------|---------|
|              |        | Total              | Solo |       |          |        |         |             |         |
| 8/31         | ATL    | 7                  | 3    | 4     | 0/0      | 0/0    | 0       | 0/0         | 0       |
| 9/7          | TB     | 4                  | 3    | 1     | 0/0      | 0/0    | 0       | 0/0         | 0       |
| 9/14         | @ Chi  | 7                  | 3    | 4     | .5/0     | 0/0    | 0       | 1/0         | 0       |
| 9/21         | @ NO   | 4                  | 2    | 2     | 0/0      | 0/0    | 0       | 0/0         | 0       |
| 9/28         | GB     | 3                  | 2    | 1     | 0/0      | 0/0    | 0       | 0/0         | 0       |
| 10/5         | @ Buf  | 4                  | 3    | 1     | 0/0      | 0/0    | 0       | 0/0         | 0       |
| 10/12        | @ TB   | 7                  | 2    | 5     | .5/1.5   | 0/0    | 0       | 0/0         | 0       |
| 10/19        | NYG    | 4                  | 2    | 2     | 0/0      | 0/0    | 0       | 0/0         | 0       |
| 11/2         | @ GB   | 1                  | 0    | 1     | 0/0      | 0/0    | 0       | 0/0         | 0       |
| 11/9         | @ Wash | 5                  | 3    | 2     | 0/0      | 0/0    | 0       | 0/0         | 0       |
| 11/16        | MIN    | 2                  | 1    | 1     | 0/0      | 0/0    | 0       | 0/0         | 0       |
| 11/23        | INDY   | INACTIVE — INJURED |      |       |          |        |         |             |         |
| 11/27        | CHI    | INJURED RESERVE    |      |       |          |        |         |             |         |
| 12/7         | @ Mia  | INJURED RESERVE    |      |       |          |        |         |             |         |
| 12/14        | @ Min  | INJURED RESERVE    |      |       |          |        |         |             |         |
| 12/21        | NYJ    | INJURED RESERVE    |      |       |          |        |         |             |         |
| 1997         |        | 48                 | 24   | 24    | 1/1.5    | 0/0    | 0       | 1/0         | 0       |
| 1996         |        | 58                 | 35   | 23    | 2.5/15.5 | 0/0    | 0       | 0/0         | 0       |
| Career       |        | 106                | 59   | 47    | 3.5/17   | 0/0    | 0       | 1/0         | 0       |

**GAMES PLAYED/  
STARTED:** 1996 (16/10);  
1997 (11/11) **TOTAL:**  
(27/21)

**PRO:** Hard-charging third-year player who has spent the majority of his pro career as the Lions' starting right defensive end... Non-stop motor and outstanding work ethic has him in position for long, productive run in the NFL... Detroit's fifth round selection in the 1996 NFL Draft (158th overall). 1997: Starter at right defensive end in all 11 games in which he appeared, tallying 48 tackles... Season ended prematurely due to a knee injury suffered in the first quarter vs. Minnesota (11/16)... Placed on Injured Reserve Nov. 24... At time of the injury, he was eighth on club in tackles (third among defensive linemen)... Recovered a fumble and made six tackles at Chicago (9/14)... Earned the Lions' defensive effort award vs. Green Bay (9/28)... Had one of his better games at Tampa Bay (10/12), matching career-high with seven tackles. 1996: Rookie impressed coaches immediately, and eventually ended up as team's starting right defensive end for majority of the season... 58 tackles on the year ranked ninth on club and was highest amount for rookie Detroit defensive lineman since Dan Owens' 46 stops in 1990... Third on team with 19 QB hits... Played reserve role in first four games...

Production picked up dramatically when starting, garnering 55 tackles in the subsequent 12 games, including 2.5 sacks... Impressive outing vs. Atlanta (10/6) with six tackles and career-high five QB hits... Notched first career sack at San Diego (11/11)... Posted career-high seven tackles twice — at Oakland (10/13) and vs. Kansas City (11/28)... Also recorded second sack of year in game vs. Chiefs.

- Waldroup's brother, Derrick, represented the United States in Greco-Roman wrestling at the 1996 Summer Olympic Games in Atlanta.

- Since becoming a fifth round draft pick of the Lions in 1996, Waldroup has started at right defensive end in 21 of the 27 games in which he has appeared.

### COLLEGE and PERSONAL:

Transferred to Central State in 1995 after initially attending the University of Michigan... Played outside linebacker and defensive line for the Wolverines from 1992-94 before transferring... Helped lead the Marauders to the 1995 NAIA Division I national championship, (tops on squad team with nine sacks)... Also finished

second on team with 53 tackles, and forced and recovered a fumble... As a junior in 1994, won a starting job at outside linebacker at Michigan... Switched to outside linebacker during '94 spring drills after playing defensive tackle in 1993... Finished '93 with 31 tackles and two sacks, despite playing in only eight games... Was rated the 331st best prospect in the country by SuperPrep following his senior season at Rich Central (Matteson, Ill.) High... Earned first-

team All-League honors on both offense and defense in high school... Named All-Area and All-State by the Champaign News Gazette... Led his team to the IHSA Class 4A playoffs... Made 86 tackles with six sacks as a senior in 1991... Attended same high school as New Jersey Nets guard Kendall Gill... Nicknamed "K-9" by coaches and teammates because of his bulldog-like tenacity... Born in Country Club Hills, Illinois.



# Bryant Westbrook

**CORNERBACK**

Texas 2nd Year

Ht: 6-0 Wt: 199

Born: 12/19/74 (D-1 in '97)

# 32

### WESTBROOK'S SINGLE-GAME BESTS

|                      |  |
|----------------------|--|
| TACKLES:             | 7 vs. NY Jets 12/21/97                   |
| INTERCEPTIONS:       | 1 at Miami 12/7/97; vs. NY Jets 12/21/97 |
| INTERCEPTION RETURN: | 64t at Miami 12/7/97                     |
| PASSES DEFENSED:     | 4 vs. Green Bay 9/28/97                  |

**GAMES PLAYED/  
STARTED:** 1997 (15/14)  
[1/1] **TOTAL:** (15/14)  
[1/1]

**PRO and 1997:** Second-year player expected to build on solid rookie campaign spent as team's starting left cornerback... Slated to shift to right cornerback in 1998, with Kevin Abrams taking over on the left side... Hard-hitting corner who can also turn and run with receivers downfield... Opposing teams threw at him quite a bit during the first part of his rookie season, but chose not to do so

as often as the season wore on... Development was slowed early in the year after missing the first month of training camp due to contract negotiations... Led squad with 20 passes defended in 1997... Named to USA Today, Pro Football Weekly, Football News and College and Pro Football Weekly's All-Rookie Team... Also came in fifth-place in Associated Press' Rookie of the Year voting... Suffered a groin injury in practice the week before the opener vs. Atlanta (8/31), which forced him inactive against the Falcons... Recovered sufficiently to play vs. Tampa Bay (9/7),

### WESTBROOK'S 1997 DEFENSIVE STATISTICS

| 1997<br>Date | Opp.   | TACKLES           |           |          | Sacks      | Int's       | Passes    | Fumbles    |
|--------------|--------|-------------------|-----------|----------|------------|-------------|-----------|------------|
|              |        | Total             | Solo      | Asst.    | No/Yds     | No/Yds      | Def.      | Rec./For.  |
| 8/31         | ATL    | INACTIVE — INJURY |           |          |            |             |           |            |
| 9/7          | TB     | 1                 | 1         | 0        | 0/0        | 0/0         | 1         | 0/0        |
| 9/14         | @ Chi  | 6                 | 5         | 1        | 0/0        | 0/0         | 3         | 0/0        |
| 9/21         | @ NO   | 4                 | 4         | 0        | 0/0        | 0/0         | 0         | 0/0        |
| 9/28         | GB     | 6                 | 6         | 0        | 0/0        | 0/0         | 4         | 0/0        |
| 10/5         | @ Buf  | 3                 | 3         | 0        | 0/0        | 0/0         | 0         | 0/0        |
| 10/12        | @ TB   | 4                 | 4         | 0        | 0/0        | 0/0         | 3         | 0/1        |
| 10/19        | NYG    | 2                 | 2         | 0        | 0/0        | 0/0         | 0         | 0/0        |
| 11/2         | @ GB   | 3                 | 3         | 0        | 0/0        | 0/0         | 1         | 0/0        |
| 11/9         | @ Wash | 3                 | 2         | 1        | 0/0        | 0/0         | 2         | 0/0        |
| 11/16        | MIN    | 2                 | 2         | 0        | 0/0        | 0/0         | 3         | 0/0        |
| 11/23        | INDY   | 4                 | 4         | 0        | 0/0        | 0/0         | 0         | 0/0        |
| 11/27        | CHI    | 4                 | 4         | 0        | 0/0        | 0/0         | 0         | 0/0        |
| 12/7         | @ Mia  | 4                 | 3         | 1        | 0/0        | 1/64t       | 1         | 0/0        |
| 12/14        | @ Min  | 1                 | 1         | 0        | 0/0        | 0/0         | 0         | 0/0        |
| 12/21        | NYJ    | 7                 | 7         | 0        | 0/0        | 1/0         | 2         | 0/0        |
| <b>1997</b>  |        | <b>54</b>         | <b>51</b> | <b>3</b> | <b>0/0</b> | <b>2/64</b> | <b>20</b> | <b>0/1</b> |

but did not start... Was inserted into the starting lineup for third game of the year — at Chicago (9/14) and continued as starter for the remainder of the season... Defended career-high four passes and made six tackles vs. Green Bay (9/28)... Defended three passes, forced a fumble and made four tackles at Tampa Bay (10/12)... Head coach Bobby Ross said Westbrook played his best game vs. Minnesota (11/16), covering Pro Bowler Cris Carter very well and making two tackles... Made first career interception at Miami (12/7) and returned the Dan Marino

pass 64 yards for a touchdown... Recorded big interception in Lions' endzone in fourth quarter of regular season finale vs. N.Y. Jets (12/21) — play came on a halfback option... Collected four tackles in Wild Card playoff game at Tampa Bay (12/28)... Lions' first round selection (fifth overall) in 1997 NFL Draft and club's highest overall draft pick since Barry Sanders (third overall) in 1989.

#### COLLEGE and PERSONAL:

All-American second-team selection by the Associated Press and consensus All-Big 12 first-team choice as a senior in 1996... Started every game (except vs. Baylor) at left cornerback... Recorded 52 tackles (44 solos) with three forced fumbles, a pair of blocked kicks, 11 pass deflections and two interceptions in addition to serving as one of the team's captains in '96... Blocked a punt, returning it 35 yards for a touchdown, and had six solo tackles in a 40-10 triumph over Missouri in '96... Had seven tackles (six solos) vs. Penn State in the 1997 Fiesta Bowl... First-team All-Southwest Conference selection by the Austin American-Statesman, The Daily Texan, Football News and The Houston Chronicle as a junior in 1995, adding second-team honors from the Associated Press, Dallas Morning News and Fort Worth Star-Telegram... Had 62 tackles (47 solos), three forced fumbles, one interception and nine pass deflections from his left cornerback position that year... Sophomore All-American third-team pick in 1994... Started the first five games at right cornerback and the Rice clash on the left side... Posted 30 tackles (24 solos), a team-high four interceptions and three pass deflections in '94... Had a career-high 12 tackles (nine solos) vs. Colorado... Second-team Freshman All-American pick in 1993 by the Poor Man's Guide

• Westbrook was a high school teammate of Atlanta's first round draft pick in 1997, CB Michael Booker.

• Westbrook's younger brother, Ivan, is a standout senior running back/defensive back at El Camino High School in Oceanside, California who is being recruited by several Division I football programs.

to the NFL Draft... Second-team All-SWC selection by the Austin American-Statesman, adding honorable mention honors from the Houston Chronicle that year... Played in every game in '93, forcing his way into the starting lineup by mid-season... Started at right cornerback vs. Houston, Baylor, TCU, SMU and Texas A & M... Recorded 39 tackles (30 solos), seven pass deflections and two interceptions for 11 yards... In his first career start, he responded with five tackles

(three solos), a stop behind the line of scrimmage, a pass deflection and returned his first interception 11 yards in a 37-10 trouncing of SMU... Parade All-American first-team selection and ranked second on the Blue Chip Illustrated's Dream Team as a prep senior at El Camino (Oceanside, California) High... Named North County Defensive Player of the Year as he made 41 tackles with two interceptions and four forced fumbles as a defensive back... Also rushed for 676 yards and five touchdowns on 97 carries (7.0 avg.) in the first seven games

as a tailback and then moved to flanker for the final five contests, catching 25 passes for 423 yards (16.9 avg.) and returning a kickoff 90 yards for a score... Started his last three years in high school, leading the team to a county title as a junior and senior... Turned down several basketball scholarship to play football at Texas... Social work major at Texas... Member of the Athletic Director's Honor Roll as he attained a 3.0 grade point average in 1994... Was very active in Texas' community services program... Served as a mentor at local elementary and middle schools while at Texas... Regular visitor to the Children's Hospital of Austin (Brackenridge, Texas)... Participates in Lions' hospital visits program... Born in Charlotte, North Carolina... Hometown is Oceanside, California.

# Detroit's 1998 Draft Picks



## Terry Fair

**CORNERBACK**

Tennessee Round 1

Ht: 5-9 Wt: 185

Born: 7/20/76 (20th overall)

# 23

**COLLEGE:** Superb athlete with a confident demeanor... Does an excellent job of getting his hands in for deflections while maintaining contact with his man... Stays low to the ground and has great change-of-direction ability... Has a tremendous closing burst and rarely takes wasted steps getting to the ball in traffic... Dangerous punt returner

who patiently waits for his blocks to develop and possesses a sharp burst though the crease. **1997:** All-Southeastern Conference first-team pick by The Associated Press and Football News... Manned the right cornerback position, recording 39 tackles (26 solos) with five interceptions, nine pass deflections and a forced fumble... Returned 19 punts for 272 yards (14.3 avg.) and two kickoffs for 30 yards... Did not allow an opponent to catch a pass in five contests... Returned five punts for 51 yards, including a 22-yarder that set up a score, picked off a pass and pressured 'Bama receivers into dropping five passes as the Vols rolled to a 38-21 victory over Alabama... Picked off a pass vs. UCLA and had an interception with a 34-yard punt return in a 44-20 defeat of Southern Mississippi... Recorded five solo hits with a pair of pass thefts and a forced fumble in a 59-31 win over Kentucky... Set a school game-record with 157 yards on seven punt returns vs. Auburn in the SEC championship game. **1996:** All-American honorable mention and All-SEC first-team pick by The Poor Man's Guide to the NFL Draft... Started 11 games at right cornerback, making 33 tackles (23 solos)... Deflected three passes and tied for the team lead with four interceptions for 94 yards in returns... Second in

### FAIR'S DEFENSIVE STATISTICS

| Year          | TACKLES    |            |           | Sacks      |               | Passes Def. | Fumbles Rec./For. |
|---------------|------------|------------|-----------|------------|---------------|-------------|-------------------|
|               | Total      | Solo       | Asst.     | No/Yds     | Int's No/Yds  |             |                   |
| 1994          | 41         | 29         | 12        | 0/0        | 0/0           | 3           | 0/0               |
| 1995          | 50         | 43         | 7         | 0/0        | 2/15          | 4           | 1/1               |
| 1996          | 33         | 23         | 10        | 0/0        | 4/94          | 3           | 1/0               |
| 1997          | 39         | 26         | 13        | 0/0        | 5/1           | 9           | 0/1               |
| <b>Career</b> | <b>163</b> | <b>121</b> | <b>42</b> | <b>0/0</b> | <b>11/110</b> | <b>19</b>   | <b>2/2</b>        |

### FAIR'S KICK RETURN STATISTICS

| Year          | PUNT RETURNS |            |             |           |          | KICKOFF RETURNS |            |             |           |          |
|---------------|--------------|------------|-------------|-----------|----------|-----------------|------------|-------------|-----------|----------|
|               | No.          | Yds        | Avg.        | Lg        | TD       | No.             | Yds        | Avg.        | Lg        | TD       |
| 1995          | 5            | 73         | 14.6        | 32        | 0        | 6               | 166        | 27.7        | 46        | 0        |
| 1996          | 29           | 400        | 13.8        | 86        | 2        | 3               | 57         | 19.0        | 23        | 0        |
| 1997          | 19           | 272        | 14.3        | 45        | 0        | 2               | 30         | 15.0        | 18        | 0        |
| <b>Career</b> | <b>53</b>    | <b>745</b> | <b>14.1</b> | <b>86</b> | <b>2</b> | <b>11</b>       | <b>223</b> | <b>20.3</b> | <b>46</b> | <b>0</b> |

the conference and eighth in the nation with 29 punt returns for 400 yards (13.8 avg.) and two touchdowns... Added 57 yards on three kickoff returns (19.0 avg.)... Began the season in explosive fashion, recovering a fumble which he advanced 47 yards for a touchdown and had a 47-yard punt return that led to another Vol score in a 62-3 trouncing of Nevada-Las Vegas... Posted eight tackles with a pass break-up and earned AT&T Long Distance Award weekly honors as he raced upfield with a punt return for an 86-yard touchdown with 11:35 left, sparking a 14-point fourth quarter rally in a 35-20 defeat of UCLA... Made six tackles, deflected a pass and returned an interception 31 yards to set up Jay Graham's one-yard scoring run vs. Mississippi... Followed with a season-long 56-yard interception return of a Freddie Kitchens pass that led to Graham's game-winning five-yard touchdown run in a 20-13 decision over Alabama... Registered four tackles and gave the Vols their go-ahead score with an 86-yard punt return for a touchdown in a 55-14 trouncing of Arkansas... Posted seven solo tackles with a pass break-up and intercepted a Steve Schnur pass in a 48-28 victory over Northwestern. **1995:** Started 11 games at right cornerback as a sophomore... Recorded 50 tackles (43

solos) with a stop for a four-yard loss... Also caused and recovered a fumble, deflected four passes and had a pair of interceptions for 15 yards in returns... Also had six kickoff returns for 166 yards (27.7 avg.) and five punt returns for 73 yards (14.6 avg.)... Began the year with a stop for a four-yard loss, causing a fumble that he recovered, and collected eight solo tackles with a pass break-up in a 27-7 win over East Carolina... Registered 10 tackles and a pass deflection in a 30-27 decision over Georgia... Credited with a career-high 11 tackles vs. Florida and made six solo hits and an interception as the Vols downed Alabama 41-14... Picked off a pass vs. Southern Mississippi and made four tackles with a deflected pass as he did not allow a reception for the fourth straight game in a 34-31 defeat of Kentucky. **1994:** Freshman All-American selection by The Gridiron Report... Freshman All-SEC team pick by the Knoxville News-Sentinel...

Appeared in every game, starting six of the final seven contests at right cornerback... Finished with 41 tackles (29 solos) and a stop for three-yard loss in addition to deflecting three passes... Came off the bench to register 10 tackles and batted away a pass vs. Georgia... In his first career start, he made three solo tackles as the Vols downed Washington State 10-

9... Came up with seven tackles, including a crunching hit that dropped tailback Ken Oxendine for a two-yard loss, in a 45-23 triumph over Virginia Tech in the Gator Bowl.

**HIGH SCHOOL and PERSONAL:** Super Prep and Blue Chip Illustrated All-American selection, adding All-Arizona, All Phoenix, All-Conference and All-Valley honors during his career as a defensive back at South Mountain (Phoenix, Arizona) High... Rated the nation's 14th best athlete by Super Prep... Three-year starter on both sides of the ball... Rushed for 1,475 yards and 28 touchdowns on 172 carries (8.6 avg.) in his final year... Gained over 3,000 yards on the ground during his prep career... Also saw action at flanker and quarterback in his sophomore campaign... Returned a punt 82 yards for a touchdown (state record) in the Arizona prep championship game... Class 5A All-State pick in basketball, averaging 17 points and six assists per game as a junior... Also lettered in track, competing in the high jump (6'8")... Brother, Brian, was a standout guard for the University of Connecticut men's basketball team for 1991-95... Gridiron coach was Cleveland Dansby... Psychology major at Tennessee... Born Terrance Delon Fair... Resides in Phoenix, Arizona.



## Germane Crowell

**WIDE RECEIVER**

Virginia Round 2

Ht: 6-3 Wt: 213

Born: 9/13/76 (50th overall)

17

### CROWELL'S OFFENSIVE STATISTICS

| Year          | Receptions | Yards        | Average     | Long      | TD's      |
|---------------|------------|--------------|-------------|-----------|-----------|
| 1994          | 9          | 115          | 12.8        | 23        | 2         |
| 1995          | 27         | 371          | 13.7        | 31        | 5         |
| 1996          | 33         | 687          | 20.8        | 48        | 3         |
| 1997          | 53         | 969          | 18.3        | 48        | 9         |
| <b>Career</b> | <b>122</b> | <b>2,142</b> | <b>17.6</b> | <b>48</b> | <b>19</b> |

**COLLEGE:** Consummate big-play receiver with great size and physical skills... Fluid and athletic going up for the pass in traffic... Has explosive deep speed and fine leaping ability to easily break free from defenders on deep routes... Ranks second on the school's all-time record chart with 107 receptions, topped only by John Ford (128, 1984-88)... Only Herman Moore (2,504, 1988-90), Ford (2,399) and Tyrone Davis (2,153, 1991-94) have gained more yards receiving for the Cavaliers than his 2,142... His 19 touchdown grabs rank fourth in school annals. **1997:** All-American Dream Team and All-Atlantic Coast Conference first-team choice by the Poor Man's Guide to the NFL Draft... Led team with 53 catches for 969

yards (18.3 avg) and nine touchdowns... Only Herman Moore (54 in 1990) had more catches in a season at Virginia... His nine touchdowns are the fourth-highest season total in school history... Opened the season with 102 yards and a score on six receptions vs. Auburn... Snatched six passes for 100 yards and a 28-yard score vs. Clemson... Followed with 163 yards on five catches vs. Florida State ... Grabbed six passes for 128 yards and a 15-yard score in a 35-31 victory over Georgia Tech... Made six catches for 108 yards and a touchdown vs. North Carolina State... Closed out his career with

nine receptions for 162 yards and a pair of scores vs. Virginia Tech, extending his string to 27 straight games with at least one catch (school record is 28 by Patrick Jeffers 1993-95). **1996:** All-ACC honorable mention... Started 10 games at split end, catching 33 passes for 687 yards (20.8 avg) and three touchdowns... His 20.8-yard average per catch ranked second in the conference... Gained 90 yards on four catches with scores of 15 and 31 yards vs. North Carolina State and had six receptions for 126 yards, including a 23-yard touchdown vs. Florida State... Had 110 yards on four catches vs. Clemson... Snared seven passes for 98 yards, including a 29-yard score vs. Miami (Fla.), in the Carquest Bowl. **1995:** Started six games, finishing third on the team with 27 catches for 371 yards (13.7 avg) and five touchdowns... Had a 19-yard scoring reception vs. Georgia Tech and a 26-yard touchdown grab vs. Wake Forest... Earned ECAC Weekly Honor Roll accolades as he caught a season-high five catches for 112 yards and a pair of touchdowns (29 and 31 yards) vs. Virginia Tech in the season finale. **1994:** Appeared in eight games as

a true freshman... Made nine catches for 115 yards (12.8 avg) and two touchdowns... In his first game for the Cavaliers, he snatched five passes for 66 yards with scores of five and 20 yards vs. Florida State.

**HIGH SCHOOL and PERSONAL:** Three-time All-Conference wide receiver and defensive back, adding All-State honors twice at North Forsyth (Winston-Salem, N.C.) High... Caught 36 passes for 377 yards and four touchdowns, adding 58 yards and a pair of scores on nine carries while registering 29 tackles with four interceptions in his final year... Lettered three times in basketball, earning All-City, All-Region, All-County and All-Conference honors as a senior in 1993... Set a school season-record with 40 receptions for 659 yards and seven touchdowns as a junior in 1992... Also competed in track during high school... Anthropology major at Virginia... One of six children (four brothers, one sister) of Patricia and Napoleon Crowell... Born Germane L. Crowell in Winston-Salem, North Carolina.



# Charlie Batch

**QUARTERBACK**  
 Eastern Michigan Round 2  
 Ht: 6-2 Wt: 216  
 Born: 12/5/74 (60th overall)

# 10

### BATCH'S OFFENSIVE STATISTICS

| Date         | PASSING    |            |              |             |           |           | RUSHING   |            |            |            |           |          |
|--------------|------------|------------|--------------|-------------|-----------|-----------|-----------|------------|------------|------------|-----------|----------|
|              | Att.       | Comp.      | Yds.         | Pct.        | Long      | TD        | Int.      | No.        | Yds.       | Avg.       | Long      | TD       |
| 1994         | 78         | 49         | 617          | 62.8        | 46        | 7         | 1         | 23         | 0          | 0.0        | 21        | 1        |
| 1995         | 421        | 244        | 3,177        | 58.0        | 65        | 21        | 17        | 61         | 52         | 0.9        | 12        | 3        |
| 1996         | 65         | 39         | 518          | 60.0        | 46        | 2         | 2         | 12         | -39        | -3.3       | 6         | 0        |
| 1997         | 434        | 247        | 3,280        | 56.9        | 79        | 23        | 11        | 85         | 110        | 1.3        | 23        | 1        |
| <b>Total</b> | <b>998</b> | <b>579</b> | <b>7,592</b> | <b>58.0</b> | <b>79</b> | <b>53</b> | <b>31</b> | <b>181</b> | <b>123</b> | <b>0.7</b> | <b>23</b> | <b>5</b> |


**COLLEGE:** Sixth-year senior who left Eastern Michigan owning virtually every school passing and total offense record...

Elusive scrambler with good zip behind his intermediate passes... Fires a tight spiral and consistently hits his backs in stride... Holds EMU's all-time records for total plays (1179), total offensive yards (7715), pass attempts (998), pass completions (579), yards passing (7592) and touchdown passes (53). **1997:** Started every game as he set school season-records by completing 247-of-434 passes for 3280 yards (56.9%) and 23 touchdowns... Hit on 25-of-40 passes for 320 yards and three scores vs. Kent and gained 309 yards with three touchdowns on 28-of-41 throws in a 31-24 decision over Central Michigan... Threw for 239 yards on 20-of-35 tries with three touchdowns, as EMU beat Ball State 38-32... Completed 20-of-23 attempts (87.0%) for 341 yards and three scores in a 45-0 shutout of Akron... Hit on

30-of-43 passes for a school-record 476 yards and a score vs. Western Michigan. **1996:** Appeared in the first two games of that year, finishing with 518 yards and two touchdowns on 39-of-65 passing (60.0%)... Sat out the remainder of '96 campaign with a leg injury. **1995:** Recipient of the James M. "Bingo" Brown Award, given to the team's Most Valuable Player... Earned All-Mid American Conference first-team honors... Moved into the starting lineup, hitting on 244-of-421 throws (58.0%) for 3,177 yards and 21 touchdowns... Completed 18-of-31 passes for 218 yards with 3 scores vs. Akron, and gained 412 yards on 28-of-40 attempts, including three touchdowns vs. Ohio University... Completed 27-of-32 passes for 354 yards and a 55-yard touchdown vs. Kent. **1994:**

Appeared in eight games, completing 49-of-78 passes (62.8%) for 617 yards and seven touchdowns... In his first game at EMU, he hit of six- of-11 throws for 76 yards vs. Wisconsin... Hit on all seven pass attempts, for 68 yards and a touchdown vs. Ohio University... Tied a school game-record with four scoring tosses, gaining 308 yards on 19-of-26 passes vs. Toledo.  
**1993:** Granted a medical hardship redshirt. **1992:** Did not play under NCAA Proposition 48 rules.

**HIGH SCHOOL and PERSONAL:** All-State third-team and Pittsburgh Press "Fabulous 22" pick as a senior at Steel Valley (Homestead, Pa.) High... Lettered three times in football and twice in basketball... Received his bachelor's degree in business in April, 1997... Son of Lynn Settles... Born Charles D'Donte Batch in Homestead, Pennsylvania.



# Jamaal Alexander

## SAFETY

Southern Mississippi Round 6

Ht: 5-11 Wt: 200

Born: 9/18/76 (185th overall)

# 26

### ALEXANDER'S DEFENSIVE STATISTICS


| Year          | TACKLES    |            |           | Sacks      | Int's    |
|---------------|------------|------------|-----------|------------|----------|
|               | Total      | Solo       | Asst.     | No/Yds     |          |
| 1994          | 10         | 9          | 1         | 0/0        | 0        |
| 1995          | 50         | 43         | 7         | 0/0        | 1        |
| 1996          | 33         | 23         | 10        | 0/0        | 4        |
| 1997          | 39         | 26         | 13        | 0/0        | 2        |
| <b>Career</b> | <b>183</b> | <b>115</b> | <b>68</b> | <b>0/0</b> | <b>9</b> |

**COLLEGE:** Two-year starter for Golden Eagles with 183 career tackles and seven interceptions...

Played every position in defensive backfield during collegiate career... Earned four varsity letters at Southern Mississippi. **1997:** Finished fifth on squad with 81 tackles, equaling 1996 output... Second consecutive year in starting lineup for Southern Miss (started every game in '97)... Named second-team All-Conference USA... Also recorded two interceptions, six passes broken up, two forced fumbles and two fumble recoveries... One of interceptions was returned 21 yards for a touchdown at Illinois... Earned conference and team Player of the Week honors for effort in that game... Collected career-high 15 tackles vs. Louisville and had 12 stops at Florida... Averaged more than 70 snaps per game on defense and in special teams role. **1996:** Played 893 snaps, which was second-highest among Golden Eagle players during the 1996 season ... Finished sixth on the squad with 81 total tackles, including 53 solo stops... Notched career-high four interceptions... Had a season-high 12 tackles in the season-opener at Georgia... Returned an interception for a touchdown in the win over Tulane... Returned a fumble for a score in the win over Louisville and played a team-high 104 snaps in that game as well ... Recorded 14 pass break-ups and three fumble recoveries on the season... Recorded double-digit tackle totals against Georgia, Memphis and Houston... Returned an interception 52

yards to set up a touchdown vs. Florida State. **1995:** Served as a backup in the defensive secondary... Saw action in all 11 games, playing a season-high 29 snaps against East Carolina, a game in which he recorded his first career interception... Recorded 11 tackles for the season, including two in games against Northern Illinois, Alabama, East Carolina and Memphis. **1994:** Played in all 11 games, in a reserve role... Played a season-high 15 plays at Florida... Had 10 tackles for the season.

**HIGH SCHOOL and PERSONAL:** Played for Coach Leroy Walker at John F. Kennedy (New Orleans, La.) High School... Named to the All-District team as a senior in 1993... Played running back and defensive back... Ran for 16 touchdowns in his final two prep seasons... A track standout, he competed in the state 100-meter finals with a time of 10.7 seconds... District champion in the 100 meters with a time of 10.6 seconds... Ran for 366 yards and six touchdowns on only 59 carries as a senior... On defense, intercepted four passes for 130 yards and a touchdown that year... Son of Margaret and Holsa Brown ... Majored in coaching and sports administration.



# Chris Liwienski

**GUARD**

Indiana Round 7

Ht: 6-5 Wt: 304

Born: 8/2/75 (207th overall)

# 76

**COLLEGE:** Three-year starter at tackle at Indiana... Started 36 games during four-year career (played in 43)... High school teammate of fellow Lion Pete Chryplewicz (Stevenson High School, Sterling Heights., Mich.). **1997:** Started all 11 regular season games at left tackle... Also played in Hula Bowl contest following senior season... Selected as one of team's five captains prior to the year... Played particularly well in three-game stretch late in the season — at Iowa, vs. Illinois and at Minnesota... Named Chris Dal Sasso Award winner, given to team's offensive lineman who best exemplified the former lineman's qualities.

**1996:** Won his third letter... Starter in all 11 games. **1995:** Won his second letter... Started 10 of 11 games, missing the Iowa game with a knee injury. **1994:** Won his first letter. **1993:** Sat out the season as a red-shirt.

**HIGH SCHOOL and PERSONAL:** Three-year letterman at Stevenson High (Sterling Heights, Mich.)... All-Conference, All-Metro and All-State pick... Had 91% blocking efficiency as a senior.. Majored in outdoor resource management at Indiana.

## 1998 Detroit Free Agents

**Tutu Atwell** (Wide Receiver/Rookie/5-8/168/Minnesota) Finished collegiate career as Gophers' all-time leader in receptions (171), receiving yards (2,640) and receiving touchdowns (17)... Those numbers place him fifth on Big Ten's all-time receptions list and ninth on yardage list... Had 11 career 100-yard receiving games... Team captain as a senior in 1997... Second-team All-Big Ten pick in '97 with 58 receptions for 924 yards and five TD's... Played in annual Blue-Gray All-Star Game following senior year... Named Bruce Smith Award winner (team offensive MVP) in 1996-97 and won the Bobby Bell Award (outstanding special teams player) in '97... Led Big Ten with 172.8 all-purpose yards per game in '97 (sixth in the nation)... Set school single-season records in '97 with 32 kickoff returns, 776 kickoff return yards and 2,073 all-purpose yards... Earned Big Ten Special Teams Player of the Week honors after returning four kickoffs for a Big Ten and school record 225 yards and two TD's in game vs. Iowa State (had school record 349 all-purpose in the game)... Set a single-season school record with 62 receptions for 822 yards in 1996 as a junior... Career-high 12 receptions for 162 yards at Purdue in '96... Finished second on squad with 41 receptions for 735 yards and six TD's as a sophomore in 1995... Caught 10 passes for 159 yards and a TD as a freshman in 1994... Honorable mention all-america pick by USA Today as a prep senior at Miami (Fla.) Senior High School... Given name is Chatarius, but goes by the nickname of Tutu... Born 12/11/76.

**Jon Blackman** (Tight End/Rookie/6-6/271/Purdue) Returned in 1997 to start 10 games after sitting out 1996 campaign... Caught 11 balls for 168 yards in '97, including three passes for career-high 109 yards vs. Wisconsin... Career-high 16 receptions for 165 yards as a sophomore in '95... ABC's Purdue Player of the Game after latching onto career-best eight balls for 83 yards vs. Northwestern in '95... Caught four passes for 40 yards in 1994 as a redshirt freshman... All-state pick by Chicago Sun-Times and Chicago Tribune as a prep senior in 1992 at Yorkville (Ill.) High School... Caught 34 passes for 432 yards and three TD's, and made 89 tackles as a defensive end in '92... Led Yorkville's basketball team in scoring and rebounding his last three prep seasons... Born 10/8/75.

**Kerlin Blaise** (Guard/Rookie/6-5/306/Miami (Fla.)) Three-year starter for Hurricanes in 1995-97... Played in Blue-Gray All-Star Game in December, 1997... Football News first-team All-Big East selection as a senior... Named second-team All-Big East by conference coaches in '97... Started all 11 games in '97 at

right tackle after manning the left tackle slot in 1995-96... Saw action in reserve capacity at both guard and tackle as a redshirt freshman in 1994... Second-team all-state pick at Maynard Evans (Orlando, Fla.) High School... First-team all Central Florida and All-county... Member of Blue Chip Illustrated's Dream Team as a high school senior as well as one of Dallas Morning News' Top 100 players in the nation... Attended same high school as current NFL players Kennard Lang, Horace Copeland and Leon Searcy... Born 12/25/74.

**Lamar Campbell** (Safety/Rookie/5-11/182/Wisconsin) Played predominantly at cornerback in college (23 starts)... Participated in 1998 Hula Bowl... Finished collegiate career ranked fifth in school history with 21 passes broken up, and tied for ninth with eight interceptions... Collected 55 tackles, team-high three interceptions and seven passes broken up as a senior in '97... Was Badgers' only defensive back to start all 12 games... Career-high 10 tackles vs. San Diego State in '97... Only multi-interception game came as a senior vs. Boise State (two)... Career-bests in tackles (63), interceptions (four) and passes broken up (team-high 12) in 1996 as a junior... 12 PBU's in '96 tied for second-most in a single-season in school history (Troy Vincent with 13)... Started the 1995 Hall of Fame Bowl vs. Duke and recorded five tackles and an interception... All-Catholic-League and all-area pick as a prep senior in Chester, Pa... Played in Pennsylvania's "Big 33" all-star game... Also all-state performer in track and field... Born 8/29/76.

**Devon Coburn** (Center/Rookie/6-3/290/Mississippi) Starter at left tackle in 1996-97 and was named second-team All-SEC by conference coaches in '97... Played on the defensive side of the ball in 1994-95... Starter at defensive tackle in six contests in 1995 as a sophomore and notched 19 tackles, two sacks and a tackle for loss... Saw action in two games as defensive lineman (one tackle) as a redshirt freshman in 1994... Played both offensive and defensive line as a high school standout at Noxapater (Miss.) High School... All-district, all-North Half and honorable mention all-state pick in 1992... Born 8/19/75.

**Travis Colquitt** (Punter/1st Year/6-1/210/Marshall) Spent 1995 training camp with the Buffalo Bills... Also has served a stint in NFL Europe League playing for the London Monarchs... Left Marshall in 1994 as the school's all-time leading punter with 148 punts for 6,120 yards (41.4 avg.)... Averaged 45.1 yards per punt as a senior... Career-long 68-yard punt in '94... Transferred to Marshall in 1992 from Lees-McRae

Junior College... All-USA Today and all-state selection at Salem (Va.) High School... Three of his relatives, his uncle, Craig (Pittsburgh), cousin, Jimmy (Seattle) and father, Steve (Dallas) punted in the NFL... Born 7/27/71.

**Jerome Davis** (Defensive Tackle/1st Year/6-4/275/Minnesota) Was in training camp with Lions in 1998 and was signed to team's practice squad following the '97 regular season... Played for Frankfort Galaxy in NFL Europe League in Spring, 1998... Participant in annual Blue-Gray All-Star Game in Mobile, Ala. following senior campaign... Paul Giel Award winner in 1996 given for total unselfishness and most concern for the University of Minnesota... Made 20 tackles for loss and five sacks in four years at Minnesota... Career-high 50 tackles as a senior... Enjoyed only multi-sack game of his career (two) in 1995 season opener vs. Ball State... Notched his only collegiate interception vs. San Diego State in 1994 and returned it 75 yards for a touchdown... Redshirted in 1992... Graduate of Chadsey High School in Detroit where he was an all-state and all-city selection as a senior as well as being named team MVP... Also garnered all-city recognition in basketball and track as a senior... Born 3/4/74.

**Chris Dittoe** (Quarterback/1st Year/6-6/230/Indiana) Spent 1997 training camp and preseason with Lions... Played for Frankfort Galaxy in NFL Europe League in Spring, 1998... Completed 28-of-64 passes for 266 yards and two TD's and two INT's for the Galaxy during regular season... Quarterback for Galaxy vs. Rhein Fire in 1998 World Bowl (15-of-27 for 111 yards in 34-10 loss)... Was three-of-six for 49 yards in '97 preseason play for Detroit... Completed 268-of-510 attempts for 3,240 yards and 14 TD's at Indiana during collegiate career... Still stands in top ten in Hoosiers' passing record books in three categories - passing yards (seventh), passing attempts (tenth) and completions (sixth)... Led Bishop Dewenger (Ft. Wayne, Ind.) High School to two consecutive Class 3A state championships... Born 8/31/73.

**Kendrick Gholston** (Defensive End/Rookie/6-4/269/Louisville) Three-time All-Conference USA selection... Left Louisville as the school's all-time sack leader with 29... Led club in sacks in 1995 and 1997, and was second in '96... Registered five multi-sack outings in his career, including two drops in his final college game vs. Memphis... During career, he collected 217 tackles, 24 tackles for loss (nine in '97), 10 passes broken up and one fumble caused and recovered... 68 tackles during senior campaign... Seven sacks in '96 helped Louisville set a school record for sacks in a season with 45... Career-high 74

tackles in '96 as well, with career-best 11 stops vs. Cincinnati... Eight sacks in '95 as a sophomore tied for fourth on school's all-time single-season sack list... Started four games as a redshirt freshman in 1994, with 27 tackles, four sacks, four tackles for loss and a pass broken up... Set a school record in 1992 at Lane Tech (Chicago, Ill.) High School with 11 sacks... Also a four-year starter on Lane Tech's basketball squad, averaging 15 points per game in '92... Born 4/30/75.

**Clifford Green** (Cornerback/1st Year/5-8/185/Tennessee State) Spent 1997 training camp with the Buffalo Bills... First-team All-Ohio Valley as a senior in 1996... Led team in '96 with 17 passes defended, three interceptions and 28 punt returns for 204 yards... Also was squad's punter from 1993-96, with 215 career punts for 7,772 yards and 28 placed inside the 20-yard line in 1995-96... 45 stops in 1995, and 41 tackles and two interceptions as a sophomore in 1994... Had 41 tackles and two interceptions as a sophomore in 1994... Was both a defensive back and punter at DeKalb (Ga.) High School... Also lettered in basketball in high school... Born 4/14/75.

**Matt Hogg** (Guard/Rookie/6-5/306/Youngstown State) First-team Division I-AA All-American pick in 1997 as a senior by Associated Press, American Football Coaches Association and Walter Camp... Three-year starter at offensive tackle... All-Gateway first-team selection in '97 in addition to duties as a team captain... Named Big Mac Offensive Lineman of the Game on six occasions during his career... Second-team all-conference pick at Slippery Rock (Pa.) High School in 1992... Honorable mention pick as a junior in '91... Born 12/27/74.

**Octavis Long** (Wide Receiver/Rookie/5-10/178/Michigan State) Ended collegiate career having caught 47 passes for 819 yards and seven TD's... Jumped into Spartans' starting lineup as a senior in 1997 and caught 25 passes for 317 yards and four TD's... Shared the MSU Jim Adams Award (Unsung Hero) with WR Damien Hiram in '97... Career-high seven receptions for 87 yards and a score in game with Michigan in '97... Notched 21 receptions for 491 yards (team-high 23.4 avg.) and three TD's as a junior in 1996... Best game in '96 was vs. Wisconsin with five receptions for career-high 94 yards... Caught one pass for 11 yards as a sophomore in 1995... Saw duty on special teams as a redshirt freshman in 1994... Redshirted in 1993... Named the No. 1 athlete on SuperPrep's All-America Team in 1992... First-team all-state that year as a defensive back as well... Had 40 tackles and two interceptions in '92 on defense, in addition to rushing for 1,100 yards and 12 TD's at Sexton (Lansing, Mich.) High School... Born 12/23/74.

**Deon Maddox** (Wide Receiver/1st Year/5-10/174/Syracuse) Was in training camp with the Lions and spent the 1997 season on team's practice squad... Pre-season All-Big East as a senior... Named Liberty Bowl Scholar Athlete... First Syracuse athlete to earn degree in three-and-a-half years... Led Orangemen in catches with 23 for 344 yards with one TD as a senior in 1996... Finished his career with 48 receptions for 672 yards and three TD's... Finished fourth on the team as a junior in 1995 with 13 catches and two TD's... Caught 11 passes for 141 yards as a sophomore in 1994, and made one catch as a freshman... Named All-state and All-Sun Coast as a senior at Thomas Jefferson (Tampa, Fla.) High... Named All-Western Conference three times and All-Hillsborough County twice... Born 2/18/74.

**Kevin O'Neill** (Linebacker/Rookie/6-2/239/Bowling Green) Accumulated 462 tackles during his collegiate career (second in school history)... Originally a walk-on in 1993... Started each of his last 36 games... Team captain in 1996-97 and team-leader in tackles in 1995-97... First-team All-MAC pick in 1996-97, and first-team Academic All-MAC as a senior... 133 tackles in '97 was second in MAC, in addition to 15 tackles for loss... Tallied 10-or-more tackles in 10 games in '97, including a high of 17 stops vs. Ohio... Collected eight double-digit tackle-performances in '96... Played alongside his brother, Jim, who was also a starting inside linebacker in '96... Career-high 134 tackles as a sophomore in 1995, including career-best 18 stops vs. Toledo... Registered 14-or-more tackles in six games in '95... Finished third on the squad with 75 tackles as a freshman in 1994... Team MVP in 1992 at Walsh Jesuit (Twinsburg, Ohio) High School... All-Summit County, all-District and Northeast Ohio honorable mention accolades as a senior... Born 4/14/75.

**Travis Reece** (Fullback/Rookie/6-3/252/Michigan State) Blocking-back who helped pave the way for Michigan State tailbacks to gain 1,951 yards rushing in 1997, and 2,009 yards rushing in 1996... Presented with the MSU Danziger Award in '97 as the squad's most outstanding Detroit-area player... Rushed 34 times for 125 yards during his career... Had 10 carries for 33 yards in '97... Gained 44 yards and scored two TD's on the ground in 12 carries as a junior in 1996... Three of his five starts as a sophomore in 1995 came at outside linebacker, collecting 19 tackles (career-high eight stops vs. Purdue)... Also recovered a fumble in '95 contest vs. Nebraska... Played in seven games at fullback (one start) as a true freshman in 1994... First-team All-State and All-Public League pick at Denby (Detroit, Mich.) High School in 1993... Ranked as the Midwest's No. 4 prep fullback by Tom Lemming... Rushed for 1,150 yards and 15 touchdowns as a prep senior, as well as playing linebacker (35 tackles)... Also lettered in 1993 on Denby's basketball squad... Born 4/3/75.

**Clay Rush** (Kicker/Rookie/6-4/218/Missouri Western) Served as Missouri Western's punter and kicker in 1994... Punted 53 times for 1,858 yards (35.1 avg.) with a long of 54 yards... Scored 69 points in '94, including 33 PAT's and 12-of-22 field goals... Long field goal was a 50-yarder vs. Northwest Missouri... Also played collegiately at Triton College in 1992, and Harper College in 1993... Nailed a 54-yard field goal in 1992 while at Triton to win a game in overtime.

**Tawambi Settles** (Safety/Rookie/6-2/191/Duke) Played safety in 1994-'96 before shifting to cornerback in '97... Finished collegiate career with 262 tackles, 18 passes broken up and five INT's... Also blocked eight field goals or PAT's while in college... Fifth on team with 70 tackles in 1997, and team-high 11 passes broken up... Career-high 106 tackles (second on team), five passes broken up and an INT as a junior in 1996... Had four games with double-digit tackles in '96, including back-to-back 17-tackle outings vs. Northwestern and Army... Started the final eight contests at strong safety in 1995 as a sophomore, finishing fourth on team with 76 tackles... Returned a blocked PAT attempt vs. Florida State in '95 for Duke's first-ever two-point conversion return — that play was a finalist at the ESPY's for College Football Play of the Year... Made 10 tackles and an INT as a true freshman in 1994... All-state, three-time all-Region and three-time all-district pick at The McCallie School in Chattanooga, Tenn... Played quarterback and defensive back as a prepster... Born 1/19/76.

**Kevin Sheahan** (Defensive Tackle/1st Year/6-0/286/Carroll (Montana)) Was in training camp with Lions in 1997... Played for Amsterdam Admirals in NFL Europe League in Spring of '98... Named first team NAIA All-American in 1995-96... Also a first-team All-Frontier Conference choice during the same two seasons... Second-team Little All-America pick in '96... Led Saints in tackles (89), quarterback sacks (14), QB hurries (14) and passes blocked (three) as a senior in 1996... Academic All-Conference selection for three seasons (1994-96)... Hometown is Sparks, Nevada... Born 6/19/95.

**Michael Stuewe** (Wide Receiver/Rookie/6-1/187/Virginia Tech) Former walk-on who worked his way into starting lineup in 1996-97... Finished career with 53 receptions for 687 yards and five TD's... 15 catches for 180 yards in 1997... Snared career-high 25 balls for 385 yards and team-high five TD's as a junior in 1996... Best game came in '96 vs. Rutgers with seven receptions for 71 yards... Also had back-to-back games that year in which he recorded a 65-yard TD grab (vs. Southwestern Louisiana and East Carolina)... Backup duty in 1995, notching 13 catches for 122 yards... Played on junior varsity squad and scout team in 1994 after redshirting in 1993...

Attended the Hun School in Princeton, N.J. in 1992 following high school... Played receiver and free safety at St. Peter's (Somerset, N.J.) High School, in addition to punting and placekicking chores... Born 6/20/74.

**Kywin Supernaw** (Safety/Rookie/6-1/206/Indiana) Honorable mention All-Big Ten pick by both coaches and media as a senior in 1997... Played in 1998 Hula Bowl... Voted one of team's five co-captains in '97... Second on team in tackles as a senior with career-best 123 stops... Also had three interceptions in '97, including a 90-yarder for touchdown vs. Illinois (fifth-longest INT return in school history)... Made 38 tackles, had two interceptions and broke up two passes as a junior in 1996... Career-high 12 tackles in contest vs. Northwestern in '96... Transferred to Indiana in 1995 after playing two years at Northeastern Oklahoma A & M... Starting strong safety on A & M's 1994 national championship team... Won three letters at Skiatook (Okla.) High School as wide receiver, running back and defensive back... All-District and all-State honors as a prep standout... Born 6/2/75.

**Corey Thomas** (Wide Receiver/Rookie/6-0/164/Duke) Finished collegiate career second on Duke's all-time TD receptions list (25) and third in receptions (165) and receiving yards (2,297)... Started all 45 games while at Duke, catching a pass in 42 of those contests... Huge game in 1997 vs. Georgia Tech with a school-record 16 receptions for 276 yards and a school-record four TD's had a school-record 16 receptions for 276 yards and a school-record four TD's... Nine of his catches for 209 yards came in the fourth quarter alone in that game... Caught 45 passes for 707 yards and seven TD's during senior campaign... Caught 38 balls for 527 yards and four TD's (all team-highs) as a junior in 1996... Grabbed 45 receptions for 505 yards and a team-high six TD's as a sophomore in 1995... Was named All-ACC honorable mention in '95, as well as being nominated for the Fred Biletnikoff Award... Collected 37 passes for 558 yards and team-high eight TD's (all freshman records) in 1994... Redshirted in 1993... Also a member of Duke's 1994 4x100 meter relay... Two-time all-state and all-conference pick at Beddingfield (N.C.) High School... Caught 92 balls for 1,637 yards and 21 TD's during high school career, including 54 passes for 1,018 yards and nine TD's as a senior in 1992... Born 6/6/75.

**Phillip Ward** (Linebacker/1st Year/6-2/235/UCLA) Spent training camp in 1997 with the Indianapolis Colts... Was placed on Colts' Injured Reserve list Aug. 5, 1997 and released Nov. 4... Three-year starter at UCLA — started at outside linebacker in 1994 and

'96, and at defensive end in 1995 as a junior... Second on team in '96 with career-high 60 tackles and 11 tackles for loss... Honorable mention All-Pac 10 selection in '96 by league coaches... Winner of 1996 Kenneth S. Washington Award as team's outstanding senior team captain... Managed only 27 tackles in '95 due to lingering knee injury... Started all 11 games at outside linebacker in '94, tallying career-bests with 7.5 sacks and 12.5 tackles for loss (both second on team)... Played backup defensive role and had special teams duty as a redshirt freshman in 1993... Defensive winner of the John Boncheff Jr. Memorial Award in 1992, given to squad's outstanding scout team player... Team captain as a senior at Pius X (Downey, Calif.) High School in 1991... Born 11/11/74.

**Cyrill Weems** (Cornerback/1st Year /6-1/207/Wisconsin) Spent 1998 campaign on Lions' practice squad... Started 16 games at both cornerback and safety during his last two college seasons... 16 career passes broken up ranks sixth in Wisconsin history... Started seven games at safety as a senior in 1996, posting 43 tackles, an interception and eight passes broken up... Interception came in Copper Bowl win over Wyoming as he returned it 82 yards for a touchdown, the fourth-longest interception return in Badgers' history... Started final nine contests of '95 season at cornerback, making 63 tackles, two interceptions and seven passes broken up... One of interceptions was a 75-yard return for a touchdown vs. Purdue... Backup safety in 1993-94... Redshirted in 1992... Originally recruited as a quarterback out of Southeastern High School in Detroit... Second-team All-Detroit selection as a senior as well as being ranked 25th on the Detroit Free Press all-Area team... Member of National Honor Society who was also named school's academic athlete of the year in 1991... Born 8/1/74.


**Willie Whitehead** (Defensive End/1st Year/6-3/255/Auburn) Former Canadian Football League player who also spent 1995 training camp with the San Francisco 49ers... Led Hamilton Tiger Cats in sacks (13) in 1997, and made 44 tackles... Spent part of 1996 season on Montreal Alouettes' practice squad... After being released by the 49ers, he split time in '95 between the CFL's Baltimore Stallions' active roster practice squad... Started 32 consecutive games to end his collegiate career at Auburn... Originally a walk-on in 1990 who was awarded a scholarship in 1991... Led all Tiger defensive linemen in tackles in 1992-94... Recorded 65 tackles and five sacks as a senior in '94... Collected 63 tackles and three sacks in 1993... Career-high eight sacks in 1992... Attended Tuskegee Institute (Ala.) High School, where he lettered in football, basketball and track... Born 1/16/73.

## How The 1997 Lions Were Built

| Year      | Draft  | Trade                               | Free Agents   | Waivers |
|-----------|--|-------------------------------------|---|---------|
| 1985 (1)  | Kevin Glover (2)   |                                     |   |         |
| 1989 (1)  | Barry Sanders (1)  |                                     |   |         |
| 1991 (1)  | Herman Moore (1)   |                                     |   |         |
| 1992 (3)  | Robert Porcher (1)<br>Tracy Scroggins (2a)<br>Jason Hanson (2b)  |                                     |   |         |
| 1993 (3)  | Antonio London (3a)<br>Mike Compton (3b)<br>Greg Jeffries (6)  |                                     |   |         |
| 1994 (9)  | Johnnie Morton (1)<br>Van Malone (2) - IR<br>Shane Bonham (3)<br>Tony Semple (5)<br>Tom Bear (7) - IR  |                                     | Scott Kowalkowski<br>(D-8 '91 Eagles)<br>Scott Mitchell<br>(D-4 '90 Dolphins)<br>Ron Rivers<br>(FA '94 Chargers)<br>Mike Wells<br>(D-4 '94 Vikings)   |         |
| 1995 (6)  | Luther Elliss (1)<br>David Sloan (3)<br>Stephen Boyd (5a)<br>Kez McConvey (5b)<br>Cory Schlesinger (6b)<br>Hessley Hempstead (7)   | *Corey Raymond<br>(FA '92 Giants)   | Ron Rice<br>(FA '95 Lions)  |         |
| 1996 (9)  | Reggie Brown (1a) - IR<br>Jeff Hartings (1b)<br>Kerwin Waldroup (5) - IR   | @ Glyn Milburn<br>(D-2 '93 Broncos) | Tommie Boyd<br>(FA '96 Lions)<br>Chris Harrison - IR<br>(FA '96 Lions)<br>Pete Metzelaars<br>(D-3 '82 Seahawks)<br>Ray Roberts<br>(D-1 '92 Seahawks)<br>Eric Stocz<br>(FA '97 Oilers)   |         |
| 1997 (24) | Bryant Westbrook (1)<br>Juan Roque (2a) - IR<br>Kevin Abrams (2b)<br>Matt Russell (4)<br>Pete Chryplewicz (5a)<br>Tony Ramirez (6)<br>Terry Battle (7a)<br>Richard Jordan (7c) |                                     | Robert Bailey<br>(D-4 '91 Rams)<br>Eric Beverly<br>(FA '97 Lions)<br>Matt Blundin<br>(D-2 '92 Chiefs)<br>Mark Carrier<br>(D-1 '90 Bears)<br>Harry Colon - IR<br>(D-8 '91 Patriots)<br>Jerome Davis - PS<br>(FA '97 Lions)<br>Ben Hanks<br>(FA '96 Vikings)<br>George Jamison<br>(SD-2 '84 Lions)<br>John Jett<br>(FA '92 Vikings)<br>Andre Johnson<br>(D-1 '96 Redskins)<br>Travis Kirschke<br>(FA '97 Lions)<br>Deon Maddox - PS<br>(FA '97 Lions)<br>Daryl Porter<br>(D-6 '97 Steelers)<br>Frank Reich<br>(D-3 '85 Bills)<br>Marc Spindler<br>(D-3 '90 Lions)<br>Ryan Stewart<br>(D-3 '96 Lions)<br>Shawn Swayda - PS<br>(D-6 '97 Bears)<br>Larry Tharpe<br>(D-6 '92 Lions)<br>Marvin Thomas<br>(D-7 '97 Bears)<br>Tommy Vardell<br>(D-1 '92 Browns)<br>Cyrill Weems - PS<br>(FA '97 Lions) |         |

\* — Trade with Jacksonville for Ty Hallock

@ — Trade with Denver for 2nd and 7th round draft choices



# Lions Personnel

## 1998 Detroit Lions' Alphabetical Roster

| No. | Name               | Pos.  | Ht.  | Wt. | Birthdate | Exp. | College              | How Acq.      | GP-GS-DNP-IA |
|-----|--------------------|-------|------|-----|-----------|------|----------------------|---------------|--------------|
| 24  | Abrams, Kevin      | CB    | 5-8  | 175 | 2/28/74   | 2    | Syracuse             | D-2b '97      | 15- 4- 0- 1  |
| 55  | Aldridge, Allen    | LB    | 6-1  | 255 | 5/30/72   | 5    | Houston              | UFA (DEN) '98 | 16- 15- 0- 0 |
| 26  | Alexander, Jamaal  | S     | 5-11 | 200 | 9/18/76   | R    | Southern Mississippi | D-6 '98       | 0- 0- 0- 0   |
| 8   | Atwell, Tutu       | WR/KR | 5-8  | 168 | 12/11/76  | R    | Minnesota            | FA '98        | 0- 0- 0- 0   |
| 35  | Bailey, Robert     | CB    | 5-9  | 174 | 9/3/68    | 8    | Miami (Fla.)         | FA '97        | 15- 0- 0- 1  |
| 10  | Batch, Charlie     | QB    | 6-2  | 216 | 12/5/74   | R    | Eastern Michigan     | D-2b '98      | 0- 0- 0- 0   |
| 21  | Battle, Terry      | RB    | 5-11 | 197 | 2/7/76    | 2    | Arizona State        | D-7a '97      | 0- 0- 0- 16  |
| 79  | Beverly, Eric      | G     | 6-3  | 279 | 3/28/74   | 1    | Miami (Oh.)          | FA '97        | 0- 0- 1- 0   |
| 49  | Blackman, Jon      | TE    | 6-6  | 271 | 10/8/75   | R    | Purdue               | FA '98        | 0- 0- 0- 0   |
| 65  | Blaise, Kerlin     | G     | 6-5  | 306 | 12/25/74  | R    | Miami (Fla.)         | FA '98        | 0- 0- 0- 0   |
| 57  | Boyd, Stephen      | LB    | 6-0  | 247 | 8/22/72   | 4    | Boston College       | D-5a '95      | 16- 16- 0- 0 |
| 80  | Boyd, Tommie       | WR    | 6-0  | 195 | 12/21/71  | 2    | Toledo               | FA '96        | 16- 1- 0- 0  |
| 39  | Campbell, Lamar    | S     | 5-11 | 182 | 8/29/76   | R    | Wisconsin            | FA '98        | 0- 0- 0- 0   |
| 27  | Carrier, Mark      | S     | 6-1  | 192 | 4/28/68   | 9    | Southern California  | FA '97        | 16- 16- 0- 0 |
| 81  | Chryplewicz, Pete  | TE    | 6-5  | 253 | 4/27/74   | 2    | Notre Dame           | D-5a '97      | 10- 0- 0- 6  |
| 63  | Coburn, Devon      | C     | 6-3  | 290 | 8/19/75   | R    | Mississippi          | FA '98        | 0- 0- 0- 0   |
| 5   | Colquitt, Travis   | P     | 6-1  | 210 | 7/16/71   | 1    | Marshall             | FA '98        | 0- 0- 0- 0   |
| 77  | Compton, Mike      | G     | 6-6  | 297 | 9/18/70   | 6    | West Virginia        | D-3b '93      | 16- 16- 0- 0 |
| 17  | Crowell, Germane   | WR    | 6-3  | 213 | 9/13/76   | R    | Virginia             | D-2a '98      | 0- 0- 0- 0   |
| 69  | Davis, Jerome      | DE    | 6-4  | 275 | 3/4/74    | 1    | Minnesota            | FA '97        | 0- 0- 0- 0   |
| 13  | Dittoe, Chris      | QB    | 6-6  | 230 | 8/31/73   | 1    | Indiana              | FA '98        | 0- 0- 0- 0   |
| 94  | Elliss, Luther     | DT    | 6-5  | 300 | 3/22/73   | 4    | Utah                 | D-1 '95       | 16- 16- 0- 0 |
| 23  | Fair, Terry        | CB    | 5-9  | 185 | 7/20/76   | R    | Tennessee            | D-1 '98       | 0- 0- 0- 0   |
| 53  | Fredrickson, Rob   | LB    | 6-4  | 240 | 5/13/71   | 5    | Michigan State       | T '98         | 16- 14- 0- 0 |
| 95  | Gholston, Kendrick | DE    | 6-4  | 269 | 4/30/75   | R    | Louisville           | FA '98        | 0- 0- 0- 0   |
| 47  | Green, Clifford    | CB    | 5-8  | 185 | 4/15/75   | 1    | Tennessee State      | FA '98        | 0- 0- 0- 0   |
| 50  | Hanks, Ben         | LB    | 6-2  | 222 | 7/31/72   | 3    | Florida              | FA '97        | 2- 0- 0- 3   |
| 4   | Hanson, Jason      | K     | 5-11 | 183 | 6/17/70   | 7    | Washington State     | D-2b '92      | 16- 0- 0- 0  |
| 74  | Harrison, Chris    | G     | 6-3  | 290 | 2/25/72   | 3    | Virginia             | FA '96        | 0- 0- 0- 6   |
| 64  | Hartings, Jeff     | G     | 6-3  | 283 | 9/7/72    | 3    | Penn State           | D-1b '96      | 16- 16- 0- 0 |
| 31  | Hill, Sean         | S     | 5-10 | 195 | 8/14/71   | 5    | Montana State        | FA '98        | 0- 0- 0- 3   |
| 60  | Hogg, Matt         | G     | 6-5  | 306 | 12/27/74  | R    | Youngstown State     | FA '98        | 0- 0- 0- 0   |
| 58  | Jamison, George    | LB    | 6-1  | 235 | 9/30/62   | 13   | Cincinnati           | FA '97        | 16- 10- 0- 0 |
| 25  | Jeffries, Greg     | CB    | 5-9  | 184 | 10/16/71  | 6    | Virginia             | D-6 '93       | 15- 2- 0- 1  |
| 18  | Jett, John         | P     | 6-0  | 199 | 11/11/68  | 6    | East Carolina        | UFA (DAL) '97 | 16- 0- 0- 0  |
| 70  | Johnson, Andre     | T     | 6-5  | 314 | 8/25/73   | 3    | Penn State           | FA '97        | 0- 0- 0- 10  |
| 99  | Jordan, Richard    | LB    | 6-1  | 245 | 12/1/74   | 2    | Missouri Southern    | FA '97        | 10- 0- 0- 2  |
| 67  | Kirschke, Travis   | DT    | 6-3  | 286 | 9/6/74    | 2    | UCLA                 | FA '97        | 3- 0- 1- 12  |
| 52  | Kowalkowski, Scott | LB    | 6-2  | 228 | 8/23/68   | 8    | Notre Dame           | FA '94        | 16- 0- 0- 0  |
| 76  | Liwienski, Chris   | G     | 6-5  | 304 | 8/2/75    | R    | Indiana              | D-7 '98       | 0- 0- 0- 0   |
| 12  | Long, Octavis      | WR    | 5-10 | 178 | 12/23/74  | R    | Michigan State       | FA '98        | 0- 0- 0- 0   |
| 9   | Maddox, Deon       | WR    | 5-10 | 175 | 2/18/74   | 1    | Syracuse             | FA '97        | 0- 0- 0- 0   |
| 83  | McCorvey, Kez      | WR    | 6-0  | 190 | 1/23/72   | 4    | Florida State        | D-5b '95      | 7- 0- 1- 7   |

| No. | Name              | Pos. | Ht. | Wt. | Birthdate | Exp. | College                | How Acq.       | GP-GS-DNP-IA |
|-----|-------------------|------|-----|-----|-----------|------|------------------------|----------------|--------------|
| 16  | Miller, Jim       | QB   | 6-2 | 210 | 2/9/71    | 5    | Michigan State         | UFA (ATL) '97  | 0-0-1-9      |
| 19  | Mitchell, Scott   | QB   | 6-6 | 230 | 1/2/68    | 9    | Utah                   | UFA (MIA) '94  | 16-16-0-0    |
| 84  | Moore, Herman     | WR   | 6-4 | 210 | 10/20/69  | 8    | Virginia               | D-1 '91        | 16-16-0-0    |
| 87  | Morton, Johnnie   | WR   | 6-0 | 190 | 10/7/71   | 5    | Southern California    | D-1 '94        | 16-16-0-0    |
| 59  | O'Neill, Kevin    | LB   | 6-2 | 239 | 4/14/75   | R    | Bowling Green          | FA '98         | 0-0-0-0      |
| 90  | Owens, Dan        | DT   | 6-3 | 290 | 3/16/67   | 9    | Southern California    | UFA (ATL) '98  | 15-13-0-1    |
| 91  | Porcher, Robert   | DE   | 6-3 | 270 | 7/30/69   | 7    | South Carolina State   | D-1 '92        | 16-15-0-0    |
| 38  | Porter, Daryl     | CB   | 5-9 | 190 | 1/16/74   | 2    | Boston College         | FA '97         | 7-0-0-1      |
| 61  | Pyne, Jim         | C    | 6-2 | 297 | 11/23/71  | 5    | Virginia Tech          | UFA (TB) '98   | 15-14-1-0    |
| 75  | Ramirez, Tony     | T    | 6-6 | 296 | 1/26/73   | 2    | Northern Colorado      | D-6 '97        | 2-0-2-12     |
| 89  | Rasby, Walter     | TE   | 6-3 | 247 | 9/7/72    | 5    | Wake Forest            | UFA (CAR) '98  | 14-2-0-0     |
| 36  | Reece, Travis     | FB   | 6-3 | 252 | 4/3/75    | R    | Michigan State         | FA '98         | 0-0-0-0      |
| 28  | Rice, Ron         | S    | 6-1 | 206 | 11/9/72   | 4    | Eastern Michigan       | FA '95         | 12-8-0-4     |
| 34  | Rivers, Ron       | RB   | 5-8 | 205 | 11/13/71  | 4    | Fresno State           | FA '94         | 16-0-0-0     |
| 72  | Roberts, Ray      | T    | 6-6 | 308 | 6/3/69    | 7    | Virginia               | UFA (SEA) '96  | 14-14-0-2    |
| 73  | Roque, Juan       | T    | 6-8 | 333 | 1/6/74    | 2    | Arizona State          | D-2a '97       | 13-1-0-0     |
| 3   | Rush, Clay        | K    | 6-4 | 218 | 10/27/73  | R    | Missouri Western       | FA '98         | 0-0-0-0      |
| 54  | Russell, Matt     | LB   | 6-2 | 245 | 7/5/73    | 2    | Colorado               | D-4 '97        | 14-0-2-2     |
| 20  | Sanders, Barry    | RB   | 5-8 | 200 | 7/16/68   | 10   | Oklahoma State         | D-1 '89        | 16-16-0-0    |
| 30  | Schlesinger, Cory | FB   | 6-0 | 230 | 6/23/72   | 4    | Nebraska               | D-6b '95       | 16-2-0-0     |
| 97  | Scroggins, Tracy  | DE   | 6-2 | 255 | 9/11/69   | 7    | Tulsa                  | D-2a '92       | 15-6-0-1     |
| 62  | Sample, Tony      | G    | 6-4 | 286 | 12/20/70  | 5    | Memphis                | D-5 '94        | 16-1-0-0     |
| 43  | Settles, Tawambi  | S    | 6-2 | 191 | 1/19/76   | R    | Duke                   | FA '98         | 0-0-0-0      |
| 68  | Sheahan, Kevin    | DT   | 6-1 | 286 | 6/19/75   | 1    | Carroll College (Mon.) | FA '97         | 0-0-0-0      |
| 86  | Sloan, David      | TE   | 6-6 | 254 | 6/8/72    | 4    | New Mexico             | D-3 '95        | 14-12-0-2    |
| 92  | Spindler, Marc    | DT   | 6-5 | 290 | 11/28/69  | 9    | Pittsburgh             | FA '97         | 10-0-0-5     |
| 42  | Stewart, Ryan     | S    | 6-1 | 207 | 9/30/73   | 3    | Georgia Tech           | FA '97         | 8-0-0-0      |
| 11  | Stuwe, Michael    | WR   | 6-1 | 187 | 6/20/74   | R    | Virginia Tech          | FA '98         | 0-0-0-0      |
| 29  | Supernaw, Kywin   | S    | 6-1 | 206 | 6/2/75    | R    | Indiana                | FA '98         | 0-0-0-0      |
| 71  | Tharpe, Larry     | T    | 6-4 | 300 | 11/19/70  | 7    | Tennessee State        | FA '97         | 16-15-0-0    |
| 15  | Thomas, Corey     | WR   | 6-0 | 174 | 6/6/75    | R    | Duke                   | FA '98         | 0-0-0-0      |
| 98  | Thomas, Marvin    | DE   | 6-5 | 264 | 10/19/73  | 1    | Memphis                | FA '97         | 0-0-0-4      |
| 44  | Vardell, Tommy    | FB   | 6-2 | 230 | 2/20/69   | 7    | Stanford               | UFA (S.F.) '97 | 16-10-0-0    |
| 51  | Ward, Phillip     | LB   | 6-2 | 235 | 11/11/74  | 1    | UCLA                   | FA '98         | 0-0-0-0      |
| 93  | Waldroup, Kerwin  | DE   | 6-3 | 260 | 8/1/74    | 3    | Central State (Oh.)    | D-5 '96        | 11-11-0-1    |
| 45  | Weems, Cyril      | CB   | 6-2 | 207 | 8/1/74    | 1    | Wisconsin              | FA '98         | 0-0-0-0      |
| 32  | Westbrook, Bryant | CB   | 6-0 | 199 | 12/19/74  | 2    | Texas                  | D-1 '97        | 15-14-0-1    |
| 96  | Whitehead, Willie | DE   | 6-3 | 255 | 1/16/73   | 1    | Auburn                 | FA '98         | 0-0-0-0      |

**Injured Reserve**

|    |                    |    |     |     |         |   |                   |         |          |
|----|--------------------|----|-----|-----|---------|---|-------------------|---------|----------|
| 66 | Hempstead, Hessley | C  | 6-1 | 295 | 1/29/72 | 4 | Kansas            | D-7 '95 | 16-1-0-0 |
| 82 | Stocz, Eric        | TE | 6-4 | 258 | 5/25/74 | 3 | Westminster (Pa.) | FA '97  | 6-0-0-2  |

# 1998 Detroit Lions' Numerical Roster

(\*age at the start of the 1998 season)

| No. | Name              | Pos.  | Ht.  | Wt. | Age* | NFL Exp. | College              | Hometown                |
|-----|-------------------|-------|------|-----|------|----------|----------------------|-------------------------|
| 3   | Clay Rush         | K     | 6-4  | 218 | 24   | R        | Missouri Western     | Riverview Gardens, Mo.  |
| 4   | Jason Hanson      | K     | 5-11 | 183 | 28   | 7        | Washington State     | Spokane, Wash.          |
| 5   | Travis Colquitt   | P     | 6-1  | 210 | 26   | 1        | Marshall             | Knoxville, Tenn.        |
| 8   | Tutu Atwell       | WR/KR | 5-8  | 168 | 21   | R        | Minnesota            | Miami, Fla.             |
| 9   | Deon Maddox       | WR    | 5-10 | 175 | 24   | 1        | Syracuse             | Tampa, Fla.             |
| 10  | Charlie Batch     | QB    | 6-2  | 216 | 23   | R        | Eastern Michigan     | Homestead, Pa.          |
| 11  | Michael Stuewe    | WR    | 6-1  | 187 | 23   | R        | Virginia Tech        | Somerset, N.J.          |
| 12  | Octavis Long      | WR    | 5-10 | 178 | 23   | R        | Michigan State       | Lansing, Mich.          |
| 13  | Chris Dittoe      | QB    | 6-6  | 230 | 24   | 1        | Indiana              | Fort Wayne, Ind.        |
| 15  | Corey Thomas      | WR    | 6-0  | 164 | 22   | R        | Duke                 | Wilson, N.C.            |
| 16  | Jim Miller        | QB    | 6-2  | 210 | 27   | 5        | Michigan State       | Waterford, Mich.        |
| 17  | Germane Crowell   | WR    | 6-3  | 213 | 21   | R        | Virginia             | Winston Salem, N.C.     |
| 18  | John Jett         | P     | 6-0  | 199 | 29   | 6        | East Carolina        | Reedville, Va.          |
| 19  | Scott Mitchell    | QB    | 6-6  | 230 | 30   | 9        | Utah                 | Springville, Utah       |
| 20  | Barry Sanders     | RB    | 5-8  | 200 | 30   | 10       | Oklahoma State       | Wichita, Kan.           |
| 21  | Terry Battle      | RB    | 5-11 | 197 | 22   | 2        | Arizona State        | San Diego, Calif.       |
| 23  | Terry Fair        | CB    | 5-9  | 185 | 22   | R        | Tennessee            | Phoenix, Ariz.          |
| 24  | Kevin Abrams      | CB    | 5-8  | 175 | 24   | 2        | Syracuse             | Tampa, Fla.             |
| 25  | Greg Jeffries     | CB    | 5-9  | 184 | 27   | 6        | Virginia             | High Point, N.C.        |
| 26  | Jamaal Alexander  | S     | 5-11 | 200 | 21   | R        | Southern Mississippi | New Orleans, La.        |
| 27  | Mark Carrier      | S     | 6-1  | 192 | 30   | 9        | Southern California  | Long Beach, Calif.      |
| 28  | Ron Rice          | S     | 6-1  | 206 | 25   | 4        | Eastern Michigan     | Detroit, Mich.          |
| 29  | Kywin Supernaw    | S     | 6-1  | 206 | 22   | R        | Indiana              | Claremore, Okla.        |
| 30  | Cory Schlesinger  | FB    | 6-0  | 230 | 26   | 4        | Nebraska             | Duncan, Neb.            |
| 31  | Sean Hill         | S     | 5-10 | 195 | 27   | 5        | Montana State        | Colorado Springs, Colo. |
| 32  | Bryant Westbrook  | CB    | 6-0  | 199 | 23   | 2        | Texas                | Oceanside, Calif.       |
| 34  | Ron Rivers        | RB    | 5-8  | 205 | 26   | 4        | Fresno State         | Highland, Calif.        |
| 35  | Robert Bailey     | CB    | 5-9  | 174 | 30   | 8        | Miami (Fla.)         | Miami, Fla.             |
| 36  | Travis Reece      | FB    | 6-3  | 252 | 23   | R        | Michigan State       | Detroit, Mich.          |
| 38  | Daryl Porter      | CB    | 5-9  | 190 | 24   | 2        | Boston College       | Ft. Lauderdale, Fla.    |
| 39  | Lamar Campbell    | S     | 5-11 | 182 | 21   | R        | Wisconsin            | Chester, Pa.            |
| 42  | Ryan Stewart      | S     | 6-1  | 207 | 25   | 3        | Georgia Tech         | Moncks Corner, S.C.     |
| 43  | Tawambi Settles   | S     | 6-2  | 191 | 22   | R        | Duke                 | Chattanooga, Tenn.      |
| 44  | Tommy Vardell     | FB    | 6-2  | 230 | 29   | 7        | Stanford             | El Cajon, Calif.        |
| 45  | Cyrill Weems      | CB    | 6-2  | 207 | 24   | 1        | Wisconsin            | Detroit, Mich.          |
| 47  | Clifford Green    | CB    | 5-8  | 185 | 23   | 1        | Tennessee State      | DeKalb, Ga.             |
| 49  | Jon Blackman      | TE    | 6-6  | 271 | 22   | R        | Purdue               | Yorkville, Ill.         |
| 50  | Ben Hanks         | LB    | 6-2  | 222 | 26   | 3        | Florida              | Miami, Fla.             |
| 51  | Phillip Ward      | LB    | 6-2  | 235 | 23   | 1        | UCLA                 | Compton, Calif.         |
| 52  | Scott Kowalkowski | LB    | 6-2  | 228 | 30   | 8        | Notre Dame           | Orchard Lake, Mich.     |
| 53  | Rob Fredrickson   | LB    | 6-4  | 240 | 27   | 5        | Michigan State       | St. Joseph, Mich.       |
| 54  | Matt Russell      | LB    | 6-2  | 245 | 25   | 2        | Colorado             | Belleville, Ill.        |
| 55  | Allen Aldridge    | LB    | 6-1  | 255 | 26   | 5        | Houston              | Missouri City, Tex.     |
| 57  | Stephen Boyd      | LB    | 6-0  | 247 | 26   | 4        | Boston College       | Valley Stream, N.Y.     |
| 58  | George Jamison    | LB    | 6-1  | 235 | 35   | 13       | Cincinnati           | Bridgeton, N.J.         |
| 59  | Kevin O'Neill     | LB    | 6-2  | 239 | 24   | R        | Bowling Green        | Twinsburg, Ohio         |
| 60  | Matt Hogg         | G     | 6-5  | 306 | 23   | R        | Youngstown State     | Grove City, Pa.         |

| No. | Name              | Pos. | Ht. | Wt. | Age* | NFL Exp. | College                | Hometown                 |
|-----|-------------------|------|-----|-----|------|----------|------------------------|--------------------------|
| 61  | Jim Pyne          | C    | 6-2 | 297 | 26   | 5        | Virginia Tech          | Milford, Mass.           |
| 62  | Tony Semple       | G    | 6-4 | 286 | 27   | 5        | Memphis                | Lincoln, Ill.            |
| 63  | Devon Coburn      | C    | 6-5 | 290 | 22   | R        | Mississippi            | Noxapater, Miss.         |
| 64  | Jeff Hartings     | G    | 6-3 | 283 | 26   | 3        | Penn State             | St. Henry, Ohio          |
| 65  | Kerlin Blaise     | G    | 6-5 | 306 | 23   | R        | Miami (Fla.)           | Orlando, Fla.            |
| 67  | Travis Kirschke   | DT   | 6-3 | 286 | 24   | 2        | UCLA                   | Yorba Linda, Calif.      |
| 68  | Kevin Sheahan     | DT   | 6-1 | 286 | 23   | 1        | Carroll College (Mon.) | Reno, Nev.               |
| 69  | Jerome Davis      | DE   | 6-4 | 275 | 24   | 1        | Minnesota              | Detroit, Mich.           |
| 70  | Andre Johnson     | T    | 6-5 | 314 | 25   | 3        | Penn State             | Southampton, N.Y.        |
| 71  | Larry Tharpe      | T    | 6-4 | 300 | 27   | 7        | Tennessee State        | Macon, Ga.               |
| 72  | Ray Roberts       | T    | 6-6 | 308 | 29   | 7        | Virginia               | Asheville, N.C.          |
| 73  | Juan Roque        | T    | 6-8 | 333 | 24   | 2        | Arizona State          | Ontario, Calif.          |
| 74  | Chris Harrison    | G    | 6-3 | 290 | 26   | 3        | Virginia               | Washington, D.C.         |
| 75  | Tony Ramirez      | T    | 6-6 | 296 | 25   | 2        | Northern Colorado      | Lincoln, Neb.            |
| 76  | Chris Liwienski   | G    | 6-5 | 304 | 23   | R        | Indiana                | Sterling Heights, Mich.  |
| 77  | Mike Compton      | C/G  | 6-6 | 297 | 27   | 6        | West Virginia          | Richland, Va.            |
| 79  | Eric Beverly      | T    | 6-3 | 279 | 24   | 1        | Miami (Oh.)            | Bedford Heights, Ohio    |
| 80  | Tommie Boyd       | WR   | 6-0 | 195 | 26   | 2        | Toledo                 | Lansing, Mich.           |
| 81  | Pete Chryplewicz  | TE   | 6-5 | 253 | 24   | 2        | Notre Dame             | Sterling Heights, Mich.  |
| 83  | Kez McCorvey      | WR   | 6-0 | 190 | 26   | 4        | Florida State          | Pascagoula, Miss.        |
| 84  | Herman Moore      | WR   | 6-4 | 210 | 28   | 8        | Virginia               | Danville, Va.            |
| 86  | David Sloan       | TE   | 6-6 | 254 | 26   | 4        | New Mexico             | Tollhouse, Calif.        |
| 87  | Johnnie Morton    | WR   | 6-0 | 190 | 26   | 5        | Southern California    | Torrance, Calif.         |
| 89  | Walter Rasby      | TE   | 6-3 | 247 | 25   | 5        | Wake Forest            | Washington, N.C.         |
| 90  | Dan Owens         | DT   | 6-3 | 290 | 31   | 9        | Southern California    | Whittier, Calif.         |
| 91  | Robert Porcher    | DE   | 6-3 | 270 | 29   | 7        | South Carolina State   | Wando, S.C.              |
| 92  | Marc Spindler     | DT   | 6-5 | 290 | 28   | 9        | Pittsburgh             | West Scranton, Pa.       |
| 93  | Kerwin Waldroup   | DE   | 6-3 | 260 | 24   | 3        | Central State (Oh.)    | Country Club Hills, Ill. |
| 94  | Luther Ellis      | DT   | 6-5 | 300 | 25   | 4        | Utah                   | Mancos, Colo.            |
| 95  | Kendrick Gholston | DE   | 6-4 | 269 | 24   | R        | Louisville             | Chicago, Ill.            |
| 96  | Willie Whitehead  | DE   | 6-3 | 255 | 25   | 1        | Auburn                 | Tuskegee, Ala.           |
| 97  | Tracy Scroggins   | DE   | 6-2 | 255 | 28   | 7        | Tulsa                  | Checotah, Okla.          |
| 98  | Marvin Thomas     | DE   | 6-5 | 264 | 24   | 1        | Memphis                | Bay Minette, Ala.        |
| 99  | Richard Jordan    | LB   | 6-1 | 245 | 23   | 2        | Missouri Southern      | Vian, Okla.              |

**Injured Reserve**

|    |                   |     |     |     |    |   |                   |               |
|----|-------------------|-----|-----|-----|----|---|-------------------|---------------|
| 66 | Hessley Hempstead | C/G | 6-1 | 295 | 26 | 4 | Kansas            | Upland, Calif |
| 82 | Eric Stocz        | TE  | 6-4 | 258 | 24 | 3 | Westminster (Pa.) | Turnbull, Oh. |

**HEAD COACH:** Bobby Ross **ASSISTANT COACHES:** Sylvester Croom, Offensive Coordinator; Larry Peccatiello, Defensive Coordinator; Brian Baker, Defensive Line; Don Clemons, Defensive Assistant; Frank Falks, Running Backs; Jack Henry, Offensive Line; Bert Hill, Strength & Conditioning; Stan Kwan, Offense & Special Teams Assistant; John Misciagna, Quality Control - Offense & Administrative Assistant; Gary Moeller, Linebackers; Dennis Murphy, Quality Control - Defense; Bob Palcic, Tight Ends; Chuck Prierer, Special Teams; Richard Selcer, Secondary; Jerry Sullivan, Receivers; Jim Zorn, Quarterbacks

## Lions Roster Moves

SINCE 1997 TRAINING CAMP

- July 18: Lions waived **TE DEREK PRICE**.
- July 21: Lions re-signed **RB BARRY SANDERS**.
- July 22: Lions re-signed **CB ROBERT BAILEY**.
- July 24: Lions signed **LB MARC WOODARD** and waived **LB TOM BEER**.
- July 25: Lions placed **LB TOM BEER** on Injured Reserve.
- July 29: Lions signed **CB ARTIS JACKSON** and released **K J.J. PHAIR**.
- August 9: Lions signed first round draft choice **CB BRYANT WESTBROOK** and released **WR CHUCK DAVIS**.
- August 12: Lions released **CB ARTIS JACKSON** and signed **S HARRY COLON**.
- August 19: Lions released **DE DUANE ASHMAN; CB RAPHAEL BALL; P ANDY CAFLISCH; G SCOTT CONOVER; DE JEROME DAVIS; QB CHRIS DITTOE; CB BRAD FORD; T JASON HOLZ; TE KEVIN HICKMAN; WR MARCUS HARRIS; FB ED HOBBS; WR DEON MADDOX; WR TIM MARTIN; WR ELDREN MILTON; C/G ARIEL SOLOMON; S TRE THOMAS; G JAMIE VANDERVELDT; CB CYRILL WEEMS** and **LB MARC WOODARD**.
- August 20: Lions released **DT KEVIN SHEAHAN** and re-signed **QB CHRIS DITTOE**.
- August 24: Lions released the following players: **T ERIC BEVERLY; QB CHRIS DITTOE; DT SHANE DRONETT; LB RICK HAMILTON; RB ERIC LYNCH; WR MILES MACIK** and **S RYAN STEWART**.
- August 25: Lions claimed and were awarded **LB BEN HANKS** on waivers from Minnesota and waived **LB RICHARD JORDAN**.
- August 26: Lions signed **DT MARC SPINDLER** and waived **DE KEITH WASHINGTON**. Also, the Lions signed the following players to the practice squad: **G ERIC BEVERLY; LB RICHARD JORDAN; WR DEON MADDOX; WR CHRIS MILLER** and **DE MARVIN THOMAS**.
- August 28: Lions signed **S CYRILL WEEMS** to the practice squad and released **WR CHRIS MILLER** from the practice squad.
- August 31: Lions de-activated the following players vs. Atlanta: **RB TERRY BATTLE; QB MATT BLUNDIN; TE PETE CHRYPLEWICZ; T CHRIS HARRISON; T TONY RAMIREZ; LB MATT RUSSELL; DE TRACY SCROGGINS** and **CB BRYANT WESTBROOK**.
- September 7: Lions de-activated the following players vs. Tampa Bay: **CB ROBERT BAILEY; RB TERRY BATTLE; QB MATT BLUNDIN; TE PETE CHRYPLEWICZ; T CHRIS HARRISON; T TONY RAMIREZ; LB MATT RUSSELL** and **DT MARC SPINDLER**.
- September 14: Lions de-activated the following players at Chicago: **RB TERRY BATTLE; QB MATT BLUNDIN; LB BEN HANKS; T CHRIS HARRISON; DT TRAVIS KIRSCHKE; T TONY RAMIREZ; S RON RICE** and **TE ERIC STOCZ**.
- September 19: Lions signed **TE KEVIN HICKMAN** and waived **TE ERIC STOCZ**.
- September 21: Lions de-activated the following players at New Orleans: **RB TERRY BATTLE; QB MATT BLUNDIN; LB BEN HANKS; T CHRIS HARRISON; DT TRAVIS KIRSCHKE; T TONY RAMIREZ; S RON RICE** and **TE DAVID SLOAN**.
- September 27: Lions signed **LB RICHARD JORDAN** from their practice squad and waived **DT MARC SPINDLER**.
- September 28: Lions de-activated the following players vs. Green Bay: **RB TERRY BATTLE; QB MATT BLUNDIN; LB BEN HANKS; T CHRIS HARRISON; TE KEVIN HICKMAN; WR KEZ McCORVEY; T TONY RAMIREZ** and **S RON RICE**.
- September 29: Lions signed **TE ERIC STOCZ** to the practice squad.
- September 30: Lions signed **DT MARC SPINDLER** and waived **LB BEN HANKS**.
- October 1: Lions waived **CB BRAD FORD** from Injured Reserve.
- October 7: Lions signed **T ANDRE JOHNSON** and placed **T CHRIS HARRISON** on Injured Reserve.
- October 17: Lions released **WR KEZ McCORVEY** and signed **TE ERIC STOCZ** from the practice squad.
- October 19: Lions de-activated the following players vs. New York Giants: **CB KEVIN ABRAMS; RB TERRY BATTLE; QB MATT BLUNDIN; TE PETE CHRYPLEWICZ; T ANDRE JOHNSON; DT TRAVIS KIRSCHKE; T RAY ROBERTS** and **TE DAVID SLOAN**.
- October 21: Lions signed **WR KEZ McCORVEY** and **CB DARYL PORTER**, placed **S HARRY COLON** on Injured Reserve and waived **TE ERIC STOCZ**.
- October 27: Lions signed **TE ERIC STOCZ** to the practice squad.
- October 30: Lions signed **S RYAN STEWART** and released **TE KEVIN HICKMAN**.
- November 2: Lions de-activated the following players at Green Bay: **RB TERRY BATTLE; QB MATT BLUNDIN; T ANDRE JOHNSON; DT TRAVIS KIRSCHKE; S VAN MALONE; WR KEZ McCORVEY; DT MARC SPINDLER** and **T TONY RAMIREZ**.
- November 9: Lions de-activated the following players at Washington: **RB TERRY BATTLE; T ANDRE JOHNSON; DT TRAVIS KIRSCHKE; S VAN MALONE; WR KEZ McCORVEY; DT MARC SPINDLER** and **T TONY RAMIREZ**.
- November 16: Lions de-activated the following players vs. Minnesota: **RB TERRY BATTLE; QB MATT BLUNDIN; T ANDRE**

- JOHNSON; DT TRAVIS KIRSCHKE; S VAN MALONE; WR KEZ MCCORVEY; DT MARC SPINDLER and T TONY RAMIREZ.**
- November 19:** Lions placed **S VAN MALONE** on Injured Reserve and signed **S SEAN HILL**.
- November 23:** Lions de-activated the following players vs. Indianapolis: **RB TERRY BATTLE; QB MATT BLUNDIN; S SEAN HILL; T ANDRE JOHNSON; DT TRAVIS KIRSCHKE; WR KEZ MCCORVEY; T TONY RAMIREZ and DE KERWIN WALDROUP.**
- November 24:** Lions placed **DE KERWIN WALDROUP** on Injured Reserve and signed **DE MARVIN THOMAS** from the practice squad. Also, the Lions signed **DT SHAWN SWAYDA** to the practice squad.
- November 26:** Lions signed **TE ERIC STOCZ** from the practice squad and released **S SEAN HILL**.
- November 27:** Lions de-activated the following players vs. Chicago: **RB TERRY BATTLE; QB MATT BLUNDIN; T ANDRE JOHNSON; LB RICHARD JORDAN; DT TRAVIS KIRSCHKE; T TONY RAMIREZ; CB COREY RAYMOND and DE MARVIN THOMAS.**
- December 2:** Lions placed **T JUAN ROQUE** on Injured Reserve and re-signed **S SEAN HILL**.
- December 7:** Lions de-activated the following players at Miami: **RB TERRY BATTLE; QB MATT BLUNDIN; S SEAN HILL; T ANDRE JOHNSON; LB RICHARD JORDAN; DT TRAVIS KIRSCHKE; CB COREY RAYMOND and DE MARVIN THOMAS.**
- December 14:** Lions de-activated the following players at Minnesota: **RB TERRY BATTLE; QB MATT BLUNDIN; S SEAN HILL; T ANDRE JOHNSON; CB COREY RAYMOND; DT MARC SPINDLER; TE ERIC STOCZ and DE MARVIN THOMAS.**
- December 20:** Lions signed **T ERIC BEVERLY** from the practice squad and released **S SEAN HILL**.
- December 21:** Lions de-activated the following players vs. New York Jets: **RB TERRY BATTLE; QB MATT BLUNDIN; CB DARYL PORTER; DT TRAVIS KIRSCHKE; T ANDRE JOHNSON; T TONY RAMIREZ; TE PETE CHRYPEWICZ and DE MARVIN THOMAS.**
- December 23:** Lions placed **LB REGGIE BROWN** on Injured Reserve and signed **LB BEN HANKS**. Also, the Lions signed **DE JEROME DAVIS** to the practice squad.
- December 28:** Lions de-activated the following players at Tampa Bay: **RB TERRY BATTLE; G ERIC BEVERLY; QB MATT BLUNDIN; DT SHANE BONHAM; TE PETE CHRYPLEWICZ; CB DARYL PORTER; T TONY RAMIREZ and DT MARVIN THOMAS.**
- January 16:** Lions signed the following players: **DE JEROME DAVIS; DT KEVIN SHEAHAN and WR DEON MADDOX.**
- February 3:** Lions released **LB ANTONIO LONDON and CB COREY RAYMOND**. Also, the Lions signed **QB CHRIS DITTOE**.
- February 11:** Lions signed the following players: **S SEAN HILL; S CYRILL WEEMS and DE WILLIE WHITEHEAD.**
- February 12:** Lions re-signed **WR JOHNNIE MORTON and T RAY ROBERTS**.
- February 14:** Lions signed unrestricted free agent **LB ALLEN ALDRIDGE**.
- February 18:** Lions signed unrestricted free agent **DT DAN OWENS**.
- February 21:** Lions signed unrestricted free agent **C JIM PYNE** and re-signed unrestricted free agent **G TONY SEMPLE**.
- March 2:** Lions signed unrestricted free agent **QB JIM MILLER**.
- March 6:** Lions re-signed **CB ROBERT BAILEY and DT MARC SPINDLER**.
- March 13:** Lions re-signed **T CHRIS HARRISON**.
- March 18:** Lions re-signed **G ERIC BEVERLY and TE ERIC STOCZ**.
- March 25:** Lions trade a 1998 fourth round draft pick to Oakland in exchange for **LB ROB FREDRICKSON**.
- March 26:** Lions re-signed **LB BEN HANKS and S RYAN STEWART**. Also, the Lions signed **LB PHILLIP WARD**.
- March 27:** Lions re-signed **LB RICHARD JORDAN**.
- April 13:** Lions re-signed **DT TRAVIS KIRSCHKE and T ANDRE JOHNSON**. Also, the Lions signed unrestricted free agent **TE WALTER RASBY**.
- April 17:** Lions re-signed restricted free agents **LB STEPHEN BOYD, WR KEZ MCCORVEY and WR TOMMIE BOYD**.
- April 18:** Lions acquired Miami's second round pick in the 1998 draft in exchange for Detroit's third, fifth and sixth round picks in the 1998 draft.
- April 18:** Lions drafted **CB TERRY FAIR (D-1), WR GERMANE CROWELL (D-2a) and QB CHARLIE BATCH (D-2b)**.
- April 19:** Lions drafted **S JAMAAL ALEXANDER (D-6) and T CHRIS LIWIENSKI (D-7)**.
- April 21:** Lions released **QB CHRIS DITTOE** and traded **KR GLYN MILBURN** to Green Bay for a conditional 1999 draft pick.
- April 22:** Lions re-signed **CB DARYL PORTER** and signed free agent **CB CLIFFORD GREEN**.
- April 24:** Lions signed the following free agents: **WR/KR TUTU ATWELL; TE JON BLACKMAN; G KERLIN BLAISE; S LAMAR CAMPBELL; C DEVON COBURN; P TRAVIS COLQUITT; DE KENDRICK GHOLSTON; G MATT HOGG; WR OCTAVIS LONG; LB KEVIN O'NEILL; FB TRAVIS REECE; K CLAY RUSH; S TAWAMBI SETTLES; WR MICHAEL STUEWE; S KYWIN SUPERNAW and WR COREY THOMAS.**
- April 29:** Lions re-signed restricted free agent **RB RON RIVERS**.
- June 10:** Lions re-signed restricted free agent **TE DAVID SLOAN** and re-signed unrestricted free agent **T LARRY THARPE**.
- June 18:** Lions placed **C/G HESSLEY HEMPSTEAD and TE ERIC STOCZ** on Injured Reserve.
- June 19:** Lions re-signed **QB CHRIS DITTOE**.

## Lions' Final 1997 Depth Chart

### OFFENSE

|     |                   |                        |  |
|-----|-------------------|------------------------|--|
| XR: | 87 Johnnie Morton | 33 Glyn Milburn        | 83 Kez McCorvey                          |
| LT: | 72 Ray Roberts    | 70 Andre Johnson       |  |
| LG: | 77 Mike Compton   | 62 Tony Semple         |  |
| C:  | 53 Kevin Glover   | 66 Hessley Hempstead   |  |
| RG: | 64 Jeff Hartings  | 79 <u>Eric Beverly</u> |  |
| RT: | 71 Larry Tharpe   | 75 <u>Tony Ramirez</u> |  |
| TE: | 86 David Sloan    | 89 Pete Metzelaars     | 81 <u>Pete Chryplewicz</u> 82 Eric Stocz |
| ZR: | 84 Herman Moore   | 80 <u>Tommie Boyd</u>  |  |
| QB: | 19 Scott Mitchell | 14 Frank Reich         | 12 Matt Blundin                          |
| FB: | 44 Tommy Vardell  | 30 Cory Schlesinger    |  |
| HB: | 20 Barry Sanders  | 34 Ron Rivers          | 23 <u>Terry Battle</u>                   |

### DEFENSE

|      |                            |                           |                        |
|------|----------------------------|---------------------------|------------------------|
| LE:  | 91 Robert Porcher          | 67 <u>Travis Kirschke</u> |                        |
| NT:  | 95 Mike Wells              | 92 Marc Spindler          |                        |
| UT:  | 94 Luther Elliss           | 96 Shane Bonham           |                        |
| RE:  | 97 Tracy Scroggins         | 98 <u>Marvin Thomas</u>   |                        |
| SLB: | 58 George Jamison          | 55 Antonio London         |                        |
| MLB: | 57 Stephen Boyd            | 54 <u>Matt Russell</u>    |                        |
| WLB: | 52 Scott Kowalkowski       | 99 <u>Richard Jordan</u>  | 50 Ben Hanks           |
| LCB: | 32 <u>Bryant Westbrook</u> | 35 Robert Bailey          | 38 <u>Daryl Porter</u> |
| RCB: | 24 <u>Kevin Abrams</u>     | 31 Corey Raymond          |                        |
| FS:  | 27 Mark Carrier            | 25 Greg Jeffries          |                        |
| SS:  | 28 Ron Rice                | 42 Ryan Stewart           |                        |


### SPECIALISTS

|     |                 |                   |                        |
|-----|-----------------|-------------------|------------------------|
| PK: | 4 Jason Hanson  |                   |                        |
| P:  | 18 John Jett    |                   |                        |
| H:  | 18 John Jett    | 14 Frank Reich    |                        |
| PC: | 62 Tony Semple  | 77 Mike Compton   | 86 David Sloan         |
| KC: | 77 Mike Compton | 62 Tony Semple    | 86 David Sloan         |
| PR: | 33 Glyn Milburn | 87 Johnnie Morton |                        |
| KR: | 33 Glyn Milburn | 87 Johnnie Morton | 23 <u>Terry Battle</u> |

(Players who finished the season on Injured Reserve:

LB Tom Beer, LB Reggie Brown, S Harry Colon, T Chris Harrison, S Van Malone, T Juan Roque, DE Kerwin Waldroup)

(ROOKIE AND FIRST-YEAR PLAYERS UNDERLINED)



1997 Season In Review

# Final 1997 Offensive Statistics

## RESULTS (9-7-0)

|      |          |    |                |    |          |
|------|----------|----|----------------|----|----------|
| Won  | DETROIT  | 28 | ATLANTA        | 17 | (61,244) |
| Lost | DETROIT  | 17 | TAMPA BAY      | 24 | (58,234) |
| Won  | DETROIT  | 32 | at Chicago     | 7  | (59,147) |
| Lost | DETROIT  | 17 | at New Orleans | 35 | (50,016) |
| Won  | DETROIT  | 26 | GREEN BAY      | 15 | (78,110) |
| Lost | DETROIT  | 13 | at Buffalo     | 22 | (78,025) |
| Won  | DETROIT  | 27 | at Tampa Bay   | 9  | (72,095) |
| Lost | #DETROIT | 20 | N.Y. GIANTS    | 26 | (70,069) |
| Lost | DETROIT  | 10 | at Green Bay   | 20 | (60,126) |
| Lost | DETROIT  | 7  | at Washington  | 30 | (75,261) |
| Won  | DETROIT  | 38 | MINNESOTA      | 15 | (68,910) |
| Won  | DETROIT  | 32 | INDIANAPOLIS   | 10 | (62,803) |
| Won  | DETROIT  | 55 | CHICAGO        | 20 | (77,904) |
| Lost | DETROIT  | 30 | at Miami       | 33 | (72,266) |
| Won  | DETROIT  | 14 | at Minnesota   | 13 | (60,982) |
| Won  | DETROIT  | 13 | N.Y. JETS      | 10 | (77,624) |

# - Overtime Game

## TEAM STATISTICS

|                         | DETROIT    | Opponents  |
|-------------------------|------------|------------|
| TOTAL FIRST DOWNS       | 304        | 268        |
| Rushing                 | 120        | 98         |
| Passing                 | 166        | 152        |
| Penalty                 | 18         | 18         |
| 3rd Down: Made/Att      | 78/220 35% | 85/236 36% |
| 4th Down: Made/Att      | 8/ 18 44%  | 5/ 11 45%  |
| TOTAL NET YARDS         | 5798       | 4947       |
| Average Per Game        | 362.4      | 309.2      |
| Total Plays             | 1028       | 1021       |
| Average Per Play        | 5.6        | 4.8        |
| NET YARDS RUSHING       | 2464       | 1833       |
| Average Per Game        | 154.0      | 114.6      |
| Total Rushes            | 447        | 472        |
| NET YARDS PASSING       | 3334       | 3114       |
| Average Per Game        | 208.4      | 194.6      |
| Tackled/Yards Lost      | 41/ 271    | 42/ 287    |
| Gross Yards             | 3605       | 3401       |
| Attempts/Completions    | 540/ 304   | 507/ 281   |
| Percent of Completion   | 56.3       | 55.4       |
| Had Intercepted         | 17         | 17         |
| PUNTS/AVERAGE           | 86/41.6    | 97/44.3    |
| NET PUNTING AVERAGE     | 35.6       | 38.4       |
| PENALTIES/YARDS         | 94/ 866    | 112/ 841   |
| FUMBLES/BALL LOST       | 26/11      | 24/8       |
| TOUCHDOWNS              | 43         | 33         |
| Rushing                 | 19         | 15         |
| Passing                 | 19         | 15         |
| Returns                 | 5          | 3          |
| 2 POINT CONVERSIONS     | 1          | 1          |
| Rushing: Made/Attempt   | 0/0 0%     | 0/0 0%     |
| Passing: Made/Attempt   | 1/3 33%    | 1/2 50%    |
| TIME OF POSSESSION      | 458:34     | 503:06     |
| Average Per Game        | 28:39      | 31:26      |
| AVERAGE POINTS PER GAME | 23.7       | 19.1       |

## SCORE BY PERIODS

|              | 1   | 2   | 3  | 4   | OT | Total |
|--------------|-----|-----|----|-----|----|-------|
| LIONS' TOTAL | 35  | 131 | 87 | 126 | 0  | 379   |
| Opp. Total   | 100 | 103 | 33 | 64  | 6  | 306   |

## SCORING

|                | TD's |    | Rt | 2PC | PAT   | FG    | S | TP  |
|----------------|------|----|----|-----|-------|-------|---|-----|
|                | R    | P  |    |     |       |       |   |     |
| Hanson, J      |      |    |    |     | 39-40 | 26-29 |   | 117 |
| Sanders, B     | 11   | 3  |    |     |       |       |   | 84  |
| Moore, M       |      | 8  |    | 1   |       |       |   | 50  |
| Morton, J      |      | 6  |    |     |       |       |   | 36  |
| Vardell, T     | 6    |    |    |     |       |       |   | 36  |
| Brown, R       |      |    |    | 2   |       |       |   | 12  |
| Scroggins, T   |      |    |    | 1   |       |       | 1 | 8   |
| Boyd, S        |      |    |    | 1   |       |       |   | 6   |
| Mitchell, S    | 1    |    |    |     |       |       |   | 6   |
| Chryplewicz, P |      | 1  |    |     |       |       |   | 6   |
| Rivers, R      | 1    |    |    |     |       |       |   | 6   |
| Westbrook, B   |      |    |    | 1   |       |       |   | 6   |
| Schlesinger, C |      |    |    | 1   |       |       |   | 6   |
| LIONS' TOTAL   | 19   | 19 | 5  | 1   | 39-40 | 26-29 | 1 | 379 |
| Opp. Total     | 15   | 15 | 3  | 1   | 29-30 | 25-32 | 1 | 306 |

## FIELD GOALS

|              | 1-19       | 20-29          | 30-39 | 40-49          | 50+      | Total    |          |       |     |       |             |          |       |              |                 |
|--------------|------------|----------------|-------|----------------|----------|----------|----------|-------|-----|-------|-------------|----------|-------|--------------|-----------------|
| Hanson       | 0-0        | 10-10          | 8-9   | 5-5            | 3-5      | 26-29    |          |       |     |       |             |          |       |              |                 |
| LIONS' TOTAL | 0-0        | 10-10          | 8-9   | 5-5            | 3-5      | 26-29    |          |       |     |       |             |          |       |              |                 |
| Opp. Total   | 2-2        | 6-6            | 7-8   | 6-11           | 4-5      | 25-32    |          |       |     |       |             |          |       |              |                 |
| Hanson ( )   | (52WL,48); | (23,33,29,32); | (47); | (53,44,22,39); | (28,30); | (34,39); | (22,28); | (34); | ( ) | (27); | (38,52,55); | (40,29); | (26); | (50WR,38WR); | (44,25) - 89.7% |

## RUSHING

|                | No. | Yds. | Avg. | LG  | TD |
|----------------|-----|------|------|-----|----|
| Sanders, B     | 335 | 2053 | 6.1  | 82t | 11 |
| Rivers, R      | 29  | 166  | 5.7  | 31  | 1  |
| Vardell, T     | 32  | 122  | 3.8  | 41  | 6  |
| Mitchell, S    | 37  | 83   | 2.2  | 13  | 1  |
| Morton, T      | 3   | 33   | 11.0 | 20  | 0  |
| Schlesinger, C | 7   | 11   | 1.6  | 4   | 0  |
| Reich, F       | 4   | -4   | -1.0 | -1  | 0  |
| LIONS' TOTAL   | 447 | 2464 | 5.5  | 82t | 19 |
| Opp. Total     | 472 | 1833 | 3.9  | 74t | 15 |

**PASSING**

|                     | Att.       | Comp.      | Yds.        | Pct.        | Avg/Att     | TD        | %TD        | Int.      | %Int.      | LG        | Sack/Yds      | Rating      |
|---------------------|------------|------------|-------------|-------------|-------------|-----------|------------|-----------|------------|-----------|---------------|-------------|
| Mitchell, S         | 509        | 293        | 3484        | 57.6        | 6.84        | 19        | 3.7        | 14        | 2.8        | 79        | 41/271        | 79.3        |
| Reich, F            | 30         | 11         | 121         | 36.7        | 4.03        | 0         | 0.0        | 2         | 6.7        | 27        | 0/0           | 21.6        |
| Blundin, M          | 1          | 0          | 0           | 0.0         | 0.00        | 0         | 0.0        | 1         | 100.0      | 0         | 0/0           | 0.0         |
| <b>LIONS' TOTAL</b> | <b>540</b> | <b>304</b> | <b>3605</b> | <b>56.3</b> | <b>6.68</b> | <b>19</b> | <b>3.5</b> | <b>17</b> | <b>3.1</b> | <b>79</b> | <b>41/271</b> | <b>75.6</b> |
| Opponents' Total    | 507        | 281        | 3401        | 55.4        | 6.71        | 15        | 3.0        | 17        | 3.4        | 78t       | 42/287        | 72.1        |

**RECEIVING**

|                     | No.        | Yds.        | Avg.        | LG        | TD        |
|---------------------|------------|-------------|-------------|-----------|-----------|
| Moore, M            | 104        | 1293        | 12.4        | 79        | 8         |
| Morton, J           | 80         | 1057        | 13.2        | 73t       | 6         |
| Sanders, B          | 33         | 305         | 9.2         | 66t       | 3         |
| Sloan, D            | 29         | 264         | 9.1         | 25        | 0         |
| Metzelaars, P       | 17         | 144         | 8.5         | 22        | 0         |
| Vardell, T          | 16         | 218         | 13.6        | 37        | 0         |
| Boyd, T             | 10         | 142         | 14.2        | 32        | 0         |
| Milburn, G          | 5          | 77          | 15.4        | 43        | 0         |
| Schlesinger, C      | 5          | 69          | 13.8        | 33        | 1         |
| Chryplewicz, P      | 3          | 27          | 9.0         | 12        | 1         |
| McCorvey, K         | 2          | 9           | 4.5         | 6         | 0         |
| <b>LIONS' TOTAL</b> | <b>304</b> | <b>3605</b> | <b>11.9</b> | <b>79</b> | <b>19</b> |
| Opponents' Total    | 281        | 3401        | 12.1        | 78t       | 15        |

**PUNT RETURNS**

|                     | No.       | FC        | Yds.       | Avg.       | LG        | TD       |
|---------------------|-----------|-----------|------------|------------|-----------|----------|
| Milburn, G          | 47        | 26        | 433        | 9.2        | 41        | 0        |
| Carrier, M          | 1         | 0         | 0          | 0.0        | 0         | 0        |
| <b>LIONS' TOTAL</b> | <b>48</b> | <b>26</b> | <b>433</b> | <b>9.0</b> | <b>41</b> | <b>0</b> |
| Opponents' Total    | 51        | 19        | 434        | 8.5        | 53t       | 1        |

**KICKOFF RETURNS**

|                     | No.       | FC       | Yds.        | Avg.        | LG        | TD       |
|---------------------|-----------|----------|-------------|-------------|-----------|----------|
| Milburn, G          | 55        | 0        | 1315        | 23.9        | 69        | 0        |
| Rivers, R           | 2         | 0        | 34          | 17.0        | 23        | 0        |
| Vardell, T          | 1         | 0        | 15          | 15.0        | 15        | 0        |
| Russell, M          | 1         | 0        | 0           | 0.0         | 0         | 0        |
| <b>LIONS' TOTAL</b> | <b>59</b> | <b>0</b> | <b>1364</b> | <b>23.1</b> | <b>69</b> | <b>0</b> |
| Opponents' Total    | 62        | 0        | 1269        | 20.5        | 58        | 0        |

**INTERCEPTIONS**

|                     | No.       | Yds.       | Avg.        | LG        | TD       |
|---------------------|-----------|------------|-------------|-----------|----------|
| Carrier, M          | 5         | 94         | 18.8        | 66        | 0        |
| Brown, R            | 2         | 83         | 41.5        | 45t       | 2        |
| Westbrook, B        | 2         | 64         | 32.0        | 64t       | 1        |
| Abrams, K           | 1         | 29         | 29.0        | 29        | 0        |
| Rice, R             | 1         | 17         | 17.0        | 17        | 0        |
| Raymond, C          | 1         | 5          | 5.0         | 5         | 0        |
| Porcher, R          | 1         | 4          | 4.0         | 4         | 0        |
| Boyd, S             | 1         | 0          | 0.0         | 0         | 0        |
| Jeffries, G         | 1         | 0          | 0.0         | 0         | 0        |
| Bailey, R           | 1         | 0          | 0.0         | 0         | 0        |
| Malone, V           | 1         | -5         | -5.0        | -5        | 0        |
| <b>LIONS' TOTAL</b> | <b>17</b> | <b>309</b> | <b>18.2</b> | <b>66</b> | <b>3</b> |
| Opponents' Total    | 17        | 191        | 11.2        | 50t       | 2        |

**PUNTING**

|                     | No.       | Yds.        | Avg.        | TB       | In20      | LG        | Blk      |
|---------------------|-----------|-------------|-------------|----------|-----------|-----------|----------|
| Jett, J             | 84        | 3576        | 42.6        | 4        | 25        | 60        | 2        |
| Team                | 2         | 0           | 0.0         | 0        | 0         | 0         | 0        |
| <b>LIONS' TOTAL</b> | <b>86</b> | <b>3576</b> | <b>41.6</b> | <b>4</b> | <b>25</b> | <b>60</b> | <b>2</b> |
| Opponents' Total    | 97        | 4296        | 44.3        | 7        | 29        | 67        | 0        |



*LB Stephen Boyd led the Lions with 192 tackles in 1997, the second-highest single-season tally in club history.*

## Final 1997 Defensive Statistics

(Unofficial — From Press Box Totals)

| Player                  | TACKLES     |            |            | Sacks/Yds         | INT's/Yds.    | Pass Def. | Fumbles For./Rec. | Blocked |      |       | TD's     | Safe.    |
|-------------------------|-------------|------------|------------|-------------------|---------------|-----------|-------------------|---------|------|-------|----------|----------|
|                         | Total       | Solo       | Asst.      |                   |               |           |                   | PAT's   | FG's | Punts |          |          |
| Boyd, S                 | 192         | 123        | 69         |                   | 1/ 4          | 6         | 1/1               |         |      |       | 1        |          |
| Brown, R                | 157         | 90         | 67         | 2.5/ 16.5         | 2/ 83         | 7         | 1/0               |         |      |       | 2        |          |
| Carrier, M              | 113         | 77         | 36         |                   | 5/ 94         | 13        |                   |         |      |       |          |          |
| Wells, M                | 84          | 40         | 44         | 1.0/ 7.0          |               | 2         | 0/1               |         |      |       |          |          |
| Porcher, R              | 83          | 51         | 32         | 12.5/ 75.5        | 1/ 5          | 5         | 2/0               |         |      |       |          |          |
| Elliss, L               | 81          | 51         | 30         | 8.5/ 48.5         |               | 4         | 0/2               |         |      |       |          |          |
| Rice, R                 | 73          | 48         | 25         | 1.0/ 1.0          | 1/ 18         | 4         |                   |         |      |       |          |          |
| Raymond, C              | 60          | 52         | 8          |                   | 1/ 17         | 10        |                   |         |      |       |          |          |
| Westbrook, B            | 54          | 51         | 3          |                   | 2/ 64         | 20        | 1/0               |         |      |       | 1        |          |
| Jamison, G              | 51          | 28         | 23         | 1.0/ 15.0         |               | 1         | 0/1               |         |      |       |          |          |
| Scroggins, T            | 51          | 35         | 16         | 7.5/ 42.0         |               | 4         | 1/1               |         |      |       | 1        | 1        |
| Waldroup, K             | 48          | 24         | 24         | 1.0/ 1.5          |               | 1         | 0/1               |         |      |       |          |          |
| Colon, H                | 46          | 30         | 16         |                   |               | 1         |                   |         |      |       |          |          |
| London, A               | 46          | 21         | 25         | 2.0/ 12.0         |               |           | 1/0               |         |      |       |          |          |
| Abrams, K               | 35          | 27         | 8          | 2.0/ 15.0         | 1/ 29         | 7         | 1/0               |         |      |       |          |          |
| Malone, V               | 24          | 13         | 11         |                   | 1/ 5          | 1         | 1/0               |         |      |       |          |          |
| Russell, M              | 20          | 13         | 7          |                   |               |           | 1/0               |         |      |       |          |          |
| Bonham, S               | 15          | 7          | 8          | 1.0/ 6.0          |               |           |                   |         |      |       |          |          |
| Bailey, R               | 12          | 11         | 1          | 2.0/ 25.0         | 1/0           | 3         | 3/0               |         |      |       |          |          |
| Spindler, M             | 10          | 5          | 5          |                   |               |           | 1/0               |         |      |       |          |          |
| Jeffries, G             | 9           | 7          | 2          | 1.0/ 19.0         | 1/0           | 4         | 1/0               |         |      |       |          |          |
| Kowalkowski, S          | 8           | 4          | 4          |                   |               | 1         |                   |         |      |       |          |          |
| Kirschke, T             | 2           | 1          | 1          |                   |               |           |                   |         |      |       |          |          |
| <b>LIONS' TOTAL</b>     | <b>1274</b> | <b>809</b> | <b>465</b> | <b>43.0/284.0</b> | <b>17/319</b> | <b>93</b> | <b>15/7</b>       |         |      |       | <b>5</b> | <b>1</b> |
| <b>Opponents' Total</b> | <b>895</b>  | <b>643</b> | <b>252</b> | <b>40.0/266.0</b> | <b>17/191</b> | <b>79</b> | <b>12/9</b>       |         |      |       | <b>2</b> | <b>1</b> |

### DETROIT SPECIAL TEAMS TACKLES

(Not Included in Defensive Totals)

| PLAYER         | Total | Solo | Asst | PLAYER                 | Total      | Solo       | Asst       |
|----------------|-------|------|------|------------------------|------------|------------|------------|
| Russell, M     | 28    | 14   | 14   | Jamison, G             | 5          | 3          | 2          |
| Schlesinger, C | 27    | 13   | 14   | Stewart, R             | 5          | 3          | 2          |
| Kowalkowski, S | 22    | 11   | 11   | Rice, R                | 5          | 1          | 4          |
| Rivers, R      | 20    | 12   | 8    | Hanks, B               | 5          | 1          | 4          |
| Bailey, R      | 16    | 10   | 6    | Chryplewicz, P         | 3          | 3          |            |
| Jordan, R      | 14    | 5    | 9    | Colon, H               | 3          | 1          | 2          |
| Boyd, T        | 11    | 5    | 6    | Jeffries, G            | 3          |            | 3          |
| Porter, D      | 9     | 4    | 5    | Malone, V              | 3          |            | 3          |
| Stocz, E       | 7     | 4    | 3    | Hanson, J              | 2          | 2          |            |
| Abrams, K      | 6     | 4    | 2    | Kirschke, T            | 1          | 1          |            |
| McConvey, K    | 6     | 2    | 4    | <b>LIONS' TOTAL</b>    | <b>212</b> | <b>103</b> | <b>109</b> |
| Semple, T      | 6     | 1    | 5    | <b>Opponents Total</b> | <b>101</b> | <b>90</b>  | <b>11</b>  |
| Westbrook, B   | 5     | 3    | 2    |                        |            |            |            |

### TURNOVER RATIO

| DATE          | OPPONENT             | TAKEAWAYS |          |           | GIVEAWAYS |           |           | This Game | Season    |
|---------------|----------------------|-----------|----------|-----------|-----------|-----------|-----------|-----------|-----------|
|               |                      | Ints.     | Fumbles  | Total     | Ints.     | Fumbles   | Total     |           |           |
| Aug 31        | ATLANTA FALCONS      | 3         | 1        | 4         | 1         | 2         | 3         | +1        | +1        |
| Sep 7         | TAMPA BAY BUCCANEERS | 0         | 0        | 0         | 1         | 0         | 1         | -1        | 0         |
| Sep 14        | Chicago Bears        | 1         | 1        | 2         | 0         | 1         | 1         | +1        | +1        |
| Sep 21        | New Orleans Saints   | 0         | 0        | 0         | 3         | 1         | 4         | -4        | -3        |
| Sep 28        | GREEN BAY PACKERS    | 3         | 1        | 4         | 0         | 0         | 0         | +4        | +1        |
| Oct 5         | Buffalo Bills        | 0         | 0        | 0         | 1         | 0         | 1         | -1        | 0         |
| Oct 12        | Tampa Bay Buccaneers | 2         | 0        | 2         | 0         | 1         | 1         | +1        | +1        |
| Oct 19        | NEW YORK GIANTS      | 1         | 0        | 1         | 0         | 2         | 2         | -1        | 0         |
| Nov 2         | Green Bay Packers    | 1         | 1        | 2         | 4         | 0         | 4         | -2        | -2        |
| Nov 9         | Washington Redskins  | 0         | 0        | 0         | 3         | 1         | 4         | -4        | -6        |
| Nov 16        | MINNESOTA VIKINGS    | 1         | 0        | 1         | 0         | 0         | 0         | +1        | -5        |
| Nov 23        | INDIANAPOLIS COLTS   | 1         | 0        | 1         | 0         | 0         | 0         | +1        | -4        |
| Nov 27        | CHICAGO BEARS        | 0         | 4        | 4         | 1         | 0         | 1         | +3        | -1        |
| Dec 7         | Miami Dolphins       | 1         | 0        | 1         | 2         | 3         | 5         | -4        | -5        |
| Dec 14        | Minnesota Vikings    | 0         | 0        | 0         | 1         | 0         | 1         | -1        | -6        |
| Dec 21        | NEW YORK JETS        | 3         | 0        | 3         | 0         | 0         | 0         | +3        | -3        |
| <b>TOTALS</b> |                      | <b>17</b> | <b>8</b> | <b>25</b> | <b>17</b> | <b>11</b> | <b>28</b> |           | <b>-3</b> |

# Statistically Speaking

## STARTING FIELD POSITION

|                                  | Detroit | Opp.  |
|----------------------------------|---------|-------|
| Drives Started                   | 196     | 203   |
| Cumulative Starting Yard Lines   | 5,464   | 5,694 |
| Average Field Position           | 29      | 30    |
| Drives Started in Plus Territory | 21      | 25    |
| Resulting TD's/FG's              | 6/7     | 7/4   |
| Drives Started Inside/At Own 20  | 69      | 88    |
| Resulting TD's/FG's              | 11/7    | 6/6   |

## THE LIONS WERE . . .

|                                    |     |
|------------------------------------|-----|
| At home                            | 6-2 |
| On the road                        | 3-5 |
| On artificial turf                 | 7-4 |
| On grass                           | 2-3 |
| In domed stadiums                  | 7-3 |
| Outdoors                           | 2-4 |
| When won coin toss                 | 5-4 |
| When lost coin toss                | 4-3 |
| In games decided by 3 pts. or less | 2-1 |
| In games decided by 7 pts. or less | 2-3 |
| When scoring 20 pts. or less       | 2-6 |
| When scoring 21+ points            | 7-1 |
| When allowing 20 pts. or less      | 9-1 |
| When allowing 21+ points           | 0-6 |
| When scored first                  | 2-1 |
| When led at end of 1st quarter     | 2-0 |
| When led at half                   | 6-0 |
| When led at end of 3rd quarter     | 7-0 |
| When trailed at end of 1st quarter | 7-5 |
| When trailed at half               | 3-6 |
| When trailed at end of 3rd quarter | 2-7 |
| When tied at end of 1st quarter    | 0-2 |
| When tied at half                  | 0-1 |
| When tied at end of 3rd quarter    | 0-0 |

## YARDS LOST DUE TO PENALTIES

|  | Detroit | Opp. |
|--|---------|------|
| Times Penalized After Gain (Off. only) | 14      | 11   |
| Yards Lost Due to Penalties            | 99      | 189  |
| Touchdowns Called Back                 | 0       | 0    |
| Field Goals Negated                    | 0       | 0    |
| Two-Point Conversions Negated          | 0       | 0    |
| First Downs Lost                       | 6       | 10   |

## INSIDE THE 20

|                              | Detroit | Opp.  |
|------------------------------|---------|-------|
| Times Penetrated Opponent 20 | 45      | 35    |
| Total Scores                 | 38      | 30    |
| Touchdowns                   | 23      | 16    |
| Field Goals                  | 15      | 14    |
| Turnovers                    | 4       | 0     |
| Ran Out Clock/Time Expired   | 2       | 2     |
| Missed Field Goals           | 0       | 0     |
| Turned Over Ball on Downs    | 1       | 1     |
| Scoring Percentage           | 84.4%   | 85.7% |

## TAKEAWAYS / POINTS OFF

|       | Takeaways |      | Points Off |    | Total | Pct. | Pts. |    |
|-------|-----------|------|------------|----|-------|------|------|----|
|       | Fum.      | Int. | TD         | FG |       |      |      |    |
| LIONS | 8         | 17   | 25         | 8  | 6     | 14   | 56.0 | 73 |
| Opp.  | 10        | 16   | 26         | 6  | 4     | 10   | 38.4 | 54 |

## THIRD DOWN EFFICIENCY

|       | 3rd & 1 | 3rd & 2 | 3rd & 3 | 3rd & 4 | 3rd & 5 | 3rd & 6 | 3rd & 7 | 3rd & 8 | 3rd & 9 | 3rd & 10+ | Total         |
|-------|---------|---------|---------|---------|---------|---------|---------|---------|---------|-----------|---------------|
| LIONS | 16-20   | 5-11    | 7-13    | 4-13    | 7-19    | 7-16    | 6-15    | 5-15    | 0-8     | 15-74     | 72-204 (35.2) |
| Opp.  | 12-21   | 8-16    | 4-12    | 6-17    | 2-10    | 11-26   | 8-20    | 9-19    | 4-8     | 16-73     | 80-222 (36.0) |

## GOAL LINE STANDS

|                   | Opponents' GTG Situations | Opponents' Scores |    | Opponent GTG Plays | Plays Defense Held | Defense's Stop Percentage |       |
|-------------------|---------------------------|-------------------|----|--------------------|--------------------|---------------------------|-------|
|                   |                           | Total             | TD |                    |                    |                           |       |
| LIONS DEFENSE     | 20                        | 18                | 15 | 3                  | 32                 | 18                        | 56.2% |
| Opponents Defense | 24                        | 22                | 15 | 7                  | 56                 | 37                        | 66.0% |

## DRIVE ENGINEERING

| Quarterback    | Drives  |    | Drives Ended By |     |      |       |    |        |       | Points Yielded | Drive Efficiency* |
|----------------|---------|----|-----------------|-----|------|-------|----|--------|-------|----------------|-------------------|
|                | Started | TD | FG              | MFG | Punt | Downs | TO | Safety | Clock |                |                   |
| Scott Mitchell | 182     | 37 | 26              | 3   | 79   | 7     | 24 | 1      | 5     | 336            | 34.6%             |
| Frank Reich    | 15      | 1  | 0               | 0   | 5    | 3     | 3  | 0      | 2     | 7              | 6.6%              |
| Matt Blundin   | 0       | 0  | 0               | 0   | 0    | 0     | 1  | 0      | 0     | 0              | 0.00%             |
| LIONS          | 197     | 38 | 26              | 3   | 84   | 10    | 28 | 1      | 7     | 343            | 32.5%             |
| Opponents      | 193     | 30 | 25              | 7   | 89   | 6     | 23 | 1      | 12    | 249            | 28.5%             |

\* Drive Efficiency = Scoring Drives / Total Drives

# Game by Game Statistics—Detroit Lions

| DATE          | OPPONENT       | FIRST DOWNS |            |            | NET OFF.  |                  | RUSHING         |             |               | Net         | Sacks             | PASSING       |              | PENALTY        |               | FUMB. No.-Ls | PUNTS No.-Avg | Poss. Time | Points Scored |
|---------------|----------------|-------------|------------|------------|-----------|------------------|-----------------|-------------|---------------|-------------|-------------------|---------------|--------------|----------------|---------------|--------------|---------------|------------|---------------|
|               |                | Total       | R          | Pn         | Yds/Play  | Yds/Att          | Yds             | Att-Cmp-I   | No.-Yds       |             |                   | No.-Yds       | No.-Ls       |                |               |              |               |            |               |
| Aug 31        | ATLANTA        | 10          | 3          | 7          | 0         | 221/57           | 46/23           | 175         | 4/30          | 205         | 30-12-1           | 5-55          | 6-2          | 9-39.4         | 24:20         | 28-W         |               |            |               |
| Sep 7         | TAMPA BAY      | 13          | 3          | 10         | 0         | 346/64           | 24/12           | 322         | 2/9           | 331         | 50-29-1           | 11-129        | 1-0          | 7-49.9         | 24:59         | 17-L         |               |            |               |
| Sep 14        | at Chicago     | 27          | 14         | 10         | 3         | 404/61           | 202/35          | 202         | 1/13          | 215         | 25-16-0           | 4-25          | 1-1          | 3-45.3         | 30:38         | 32-W         |               |            |               |
| Sep 21        | at New Orleans | 22          | 5          | 17         | 0         | 355/67           | 118/19          | 237         | 5/16          | 253         | 43-24-3           | 5-50          | 5-1          | 3-34.0         | 25:25         | 17-L         |               |            |               |
| Sep 28        | GREEN BAY      | 18          | 9          | 9          | 0         | 376/65           | 173/36          | 203         | 2/12          | 215         | 27-17-0           | 9-107         | 1-0          | 4-50.5         | 30:41         | 26-W         |               |            |               |
| Oct 5         | at Buffalo     | 17          | 6          | 9          | 2         | 309/70           | 120/28          | 189         | 4/32          | 221         | 38-20-1           | 8-60          | 1-0          | 6-37.7         | 33:31         | 13-L         |               |            |               |
| Oct 12        | at Tampa Bay   | 17          | 7          | 10         | 0         | 447/57           | 259/33          | 188         | 4/34          | 222         | 20-16-0           | 2-25          | 1-1          | 5-43.8         | 29:43         | 27-W         |               |            |               |
| Oct 19        | N.Y. GIANTS    | 20          | 5          | 13         | 2         | 337/65           | 111/30          | 226         | 3/17          | 243         | 32-19-0           | 6-53          | 2-2          | 6-44.2         | 31:21         | 20-L         |               |            |               |
| Nov 2         | at Green Bay   | 18          | 10         | 6          | 2         | 256/79           | 125/28          | 131         | 4/27          | 158         | 47-21-4           | 4-20          | 2-0          | 8-37.9         | 32:41         | 10-L         |               |            |               |
| Nov 9         | at Washington  | 11          | 3          | 7          | 1         | 268/58           | 105/15          | 163         | 0/0           | 163         | 43-15-3           | 7-83          | 1-1          | 8-45.3         | 19:57         | 7-L          |               |            |               |
| Nov 16        | MINNESOTA      | 27          | 12         | 12         | 3         | 477/64           | 211/32          | 266         | 2/5           | 271         | 30-21-0           | 5-28          | 0-0          | 4-39.5         | 29:42         | 38-W         |               |            |               |
| Nov 23        | INDIANAPOLIS   | 21          | 11         | 8          | 2         | 391/65           | 249/36          | 142         | 1/8           | 150         | 28-16-0           | 6-61          | 0-0          | 5-40.4         | 31:38         | 32-W         |               |            |               |
| Nov 27        | CHICAGO        | 25          | 11         | 13         | 1         | 496/62           | 222/29          | 274         | 2/8           | 282         | 31-20-1           | 6-43          | 0-0          | 3-41.0         | 29:12         | 55-W         |               |            |               |
| Dec 7         | at Miami       | 24          | 9          | 14         | 1         | 424/63           | 145/33          | 279         | 1/9           | 288         | 29-19-2           | 4-47          | 3-3          | 2-36.0         | 29:39         | 30-L         |               |            |               |
| Dec 14        | at Minnesota   | 21          | 4          | 16         | 1         | 390/69           | 148/27          | 242         | 3/24          | 266         | 39-24-1           | 7-44          | 1-0          | 5-35.0         | 28:55         | 14-W         |               |            |               |
| Dec 21        | N.Y. JETS      | 13          | 8          | 5          | 0         | 301/62           | 206/31          | 95          | 3/27          | 122         | 28-15-0           | 5-36          | 1-0          | 8-40.9         | 26:12         | 13-W         |               |            |               |
| <b>TOTALS</b> |                | <b>304</b>  | <b>120</b> | <b>166</b> | <b>18</b> | <b>5798/1028</b> | <b>2464/447</b> | <b>3334</b> | <b>41/271</b> | <b>3605</b> | <b>540-304-17</b> | <b>94-866</b> | <b>26-11</b> | <b>86-41.6</b> | <b>458:34</b> | <b>379</b>   |               |            |               |

# Game by Game Statistics—Opponents

| DATE          | OPPONENT       | FIRST DOWNS |           |            | NET OFF.  |                  | RUSHING         |             | Net           | Sacks       | PASSING           |                | PENALTY FUMB. |                | PUNTS No.-Avg | Poss. Time | Points Scored |
|---------------|----------------|-------------|-----------|------------|-----------|------------------|-----------------|-------------|---------------|-------------|-------------------|----------------|---------------|----------------|---------------|------------|---------------|
|               |                | Total       | R         | Ps         | Pn        | Yds/Play         | Yds/Att         | Yds         |               |             | Yards             | No.-Yds        | No.-Ls        |                |               |            |               |
| Aug 31        | ATLANTA        | 13          | 4         | 9          | 0         | 323/70           | 55/29           | 268         | 4/22          | 290         | 37-20-3           | 13-93          | 5-1           | 8-40.9         | 35:40         | 17-L       |               |
| Sep 7         | TAMPA BAY      | 20          | 9         | 9          | 2         | 272/68           | 173/41          | 99          | 3/16          | 115         | 24-12-0           | 5-40           | 1-0           | 7-41.6         | 35:01         | 24-W       |               |
| Sep 14        | at Chicago     | 19          | 4         | 15         | 0         | 284/73           | 94/29           | 190         | 4/28          | 218         | 40-21-1           | 8-75           | 2-1           | 4-40.3         | 29:22         | 7-L        |               |
| Sep 21        | at New Orleans | 21          | 9         | 12         | 0         | 385/60           | 172/36          | 213         | 2/10          | 223         | 22-16-0           | 8-62           | 0-0           | 2-55.0         | 34:35         | 35-W       |               |
| Sep 28        | GREEN BAY      | 23          | 5         | 13         | 5         | 396/63           | 107/18          | 289         | 2/6           | 295         | 43-22-3           | 9-65           | 2-1           | 3-49.7         | 29:19         | 15-L       |               |
| Oct 5         | at Buffalo     | 10          | 6         | 4          | 0         | 266/51           | 164/30          | 102         | 3/20          | 122         | 18-11-0           | 7-48           | 2-0           | 8-45.0         | 26:29         | 22-W       |               |
| Oct 12        | at Tampa Bay   | 13          | 3         | 9          | 1         | 289/59           | 72/25           | 217         | 3/20          | 237         | 31-17-2           | 6-41           | 4-0           | 7-42.0         | 30:17         | 9-L        |               |
| Oct 19        | N.Y. GIANTS    | 15          | 6         | 8          | 1         | 331/61           | 121/29          | 210         | 1/10          | 220         | 31-17-1           | 11-76          | 0-0           | 8-45.8         | 30:19         | 26-W       |               |
| Nov 2         | at Green Bay   | 11          | 4         | 7          | 0         | 244/55           | 81/25           | 163         | 2/18          | 181         | 28-15-1           | 7-54           | 2-1           | 8-42.4         | 27:19         | 20-W       |               |
| Nov 9         | at Washington  | 25          | 9         | 14         | 2         | 388/65           | 141/44          | 247         | 0/0           | 247         | 41-20-0           | 7-62           | 0-0           | 7-47.9         | 40:03         | 30-W       |               |
| Nov 16        | MINNESOTA      | 18          | 9         | 7          | 2         | 300/66           | 126/28          | 174         | 1/3           | 177         | 37-19-1           | 7-36           | 0-0           | 6-43.5         | 30:18         | 15-L       |               |
| Nov 23        | INDIANAPOLIS   | 12          | 4         | 8          | 0         | 173/55           | 53/19           | 120         | 8/61          | 181         | 28-18-1           | 7-54           | 0-0           | 6-47.8         | 28:22         | 10-L       |               |
| Nov 27        | CHICAGO        | 16          | 5         | 9          | 2         | 333/65           | 71/32           | 262         | 3/16          | 278         | 30-16-0           | 4-45           | 4-4           | 5-53.6         | 30:48         | 20-L       |               |
| Dec 7         | at Miami       | 19          | 5         | 13         | 1         | 391/66           | 81/27           | 310         | 0/0           | 310         | 39-24-1           | 4-19           | 0-0           | 5-42.4         | 30:21         | 33-W       |               |
| Dec 14        | at Minnesota   | 13          | 9         | 4          | 0         | 257/57           | 214/37          | 43          | 2/34          | 77          | 18-9-0            | 4-31           | 2-0           | 7-42.9         | 31:05         | 13-L       |               |
| Dec 21        | N.Y. JETS      | 20          | 7         | 11         | 2         | 315/67           | 108/23          | 207         | 4/23          | 230         | 40-24-3           | 5-40           | 0-0           | 6-39.3         | 33:48         | 10-L       |               |
| <b>TOTALS</b> |                | <b>268</b>  | <b>98</b> | <b>152</b> | <b>18</b> | <b>4947/1021</b> | <b>1833/472</b> | <b>3114</b> | <b>42/287</b> | <b>3401</b> | <b>507-281-17</b> | <b>112-841</b> | <b>24-8</b>   | <b>97-44.3</b> | <b>503:06</b> | <b>306</b> |               |

## 1997 Game by Game Tackles

(Solos-Assists-Sacks)

|             | ATL<br>8/31 | TB<br>9/7 | at Chi<br>9/14 | at NO<br>9/21 | GB<br>9/28 | at Buf<br>10/5 | at TB<br>10/12 | NYG<br>10/19 |
|-------------|-------------|-----------|----------------|---------------|------------|----------------|----------------|--------------|
| Abrams      | 0-0-0       | 0-0-0     | 5-0-1          | 1-0-0         | 1-0-1      | 0-1-0          | 0-0-0          | I            |
| Bailey      | 0-0-0       | I         | 0-0-0          | 1-0-0         | 1-0-0      | 0-0-0          | 2-0-0          | 1-0-0        |
| Bonham      | 1-1-1       | 1-0-0     | 0-1-0          | 0-0-0         | 2-1-0      | 0-0-0          | 0-1-0          | 0-1-0        |
| S. Boyd     | 9-6-0       | 8-7-0     | 9-3-0          | 3-0-0         | 5-3-0      | 6-3-0          | 8-3-0          | 8-5-0        |
| Brown       | 5-8-0       | 6-7-0     | 10-3-2         | 3-3-0         | 8-1-0      | 4-7-5          | 6-5-0          | 5-5-0        |
| Carrier     | 2-0-0       | 6-1-0     | 4-2-0          | 5-3-0         | 4-2-0      | 2-4-0          | 2-2-0          | 8-1-0        |
| Colon       | 0-0-0       | 3-3-0     | 6-3-0          | 8-4-0         | 6-2-0      | 6-3-0          | 1-1-0          | 0-0-0        |
| Elliss      | 5-2-1.5     | 3-3-1     | 3-1-0          | 3-1-1         | 1-3-0      | 2-2-0          | 3-2-5          | 4-1-0        |
| Hanks       | 0-0-0       | 0-0-0     | I              | I             | I          | N              | N              | N            |
| Hill        | N           | N         | N              | N             | N          | N              | N              | N            |
| Jamison     | 0-0-0       | 0-0-0     | 3-0-0          | 0-0-0         | 0-3-0      | 0-3-0          | 2-2-0          | 2-4-0        |
| Jeffries    | 3-0-0       | 2-0-0     | 0-0-0          | 0-0-0         | 0-0-0      | 0-0-0          | I              | 0-0-0        |
| Jordan      | PS          | PS        | PS             | PS            | 0-0-0      | 0-0-0          | 0-0-0          | 0-0-0        |
| Kirschke    | 1-1-0       | 0-0-0     | I              | I             | 0-0-0      | I              | I              | I            |
| Kowalkowski | 0-0-0       | 0-1-0     | 1-0-0          | 0-0-0         | 0-0-0      | 0-0-0          | 0-0-0          | 0-0-0        |
| London      | 6-3-5       | 5-4-0     | 1-7-5          | 3-5-0         | 0-0-0      | 1-0-1          | 0-1-0          | 0-0-0        |
| Malone      | 3-2-0       | 0-2-0     | 0-0-0          | 1-2-0         | 3-0-0      | 0-0-0          | 1-2-0          | 5-3-0        |
| Porcher     | 8-1-1       | 2-0-2     | 2-0-0          | 3-0-1         | 1-2-1      | 1-2-5          | 4-3-1.5        | 3-1-1        |
| Porter      | N           | N         | N              | N             | N          | N              | N              | N            |
| Raymond     | 4-1-0       | 8-0-0     | 6-1-0          | 8-2-0         | 2-0-0      | 1-1-0          | 5-0-0          | 5-1-0        |
| Rice        | 2-0-0       | 0-0-0     | I              | I             | I          | I              | 0-0-0          | 2-0-0        |
| Russell     | I           | I         | 0-0-0          | 8-5-0         | 0-0-0      | 1-0-0          | 0-0-0          | 0-0-0        |
| Scroggins   | I           | 4-2-0     | 3-1-1          | 0-0-0         | 0-1-0      | 1-1-0          | 3-1-5          | 1-0-0        |
| Spindler    | 1-0-0       | DNP       | 0-1-0          | 0-1-0         | N          | 0-0-0          | 0-0-0          | 0-0-0        |
| Stewart     | N           | N         | N              | N             | N          | N              | N              | N            |
| Thomas      | PS          | PS        | PS             | PS            | PS         | PS             | PS             | PS           |
| Waldroup    | 3-4-0       | 3-1-0     | 3-4-5          | 2-2-0         | 2-1-0      | 3-1-0          | 2-5-5          | 2-2-0        |
| Wells       | 1-1-0       | 0-4-0     | 3-4-0          | 2-2-0         | 1-1-0      | 3-3-1          | 0-3-0          | 5-1-0        |
| Westbrook   | I           | 1-0-0     | 5-1-0          | 4-0-0         | 6-0-0      | 3-0-0          | 4-0-0          | 2-0-0        |

DNP - Did Not Play

I - Inactive

IR - Injured Reserve

EXP - Roster Exemption

NWT - Not With Team

PS - Practice Squad

PUP - Physically Unable to Perform

|             | at GB | at Was | MINN  | INDY    | CHI   | at Mia | at Minn | NYJ   | 1997       |
|-------------|-------|--------|-------|---------|-------|--------|---------|-------|------------|
|             | 11/2  | 11/9   | 11/16 | 11/23   | 11/27 | 12/7   | 12/14   | 12/21 | TOTALS     |
| Abrams      | 0-0-0 | 0-0-0  | 0-0-0 | 1-1-0   | 1-2-0 | 4-3-0  | 8-0-0   | 6-1-0 | 27-8-2     |
| Bailey      | 0-0-0 | 1-0-0  | 2-1-0 | 1-0-0   | 1-0-1 | 0-0-0  | 1-0-1   | 0-0-0 | 11-1-2     |
| Bonham      | 0-0-0 | 1-0-0  | 0-0-0 | 0-0-0   | 1-1-0 | 0-1-0  | 1-1-0   | 0-0-0 | 7-8-1      |
| S. Boyd     | 6-3-0 | 12-7-0 | 8-6-0 | 7-5-0   | 9-5-0 | 9-3-0  | 9-4-0   | 7-6-0 | 123-69-0   |
| Brown       | 3-4-0 | 4-5-0  | 7-1-0 | 7-2-0   | 6-5-0 | 1-3-0  | 7-4-0   | 8-4-0 | 90-67-2.5  |
| Carrier     | 2-5-0 | 8-6-0  | 7-1-0 | 3-1-0   | 5-2-0 | 6-4-0  | 9-0-0   | 4-2-0 | 77-36-0    |
| Colon       | IR    | IR     | IR    | IR      | IR    | IR     | IR      | IR    | 30-16-0    |
| Elliss      | 3-2-1 | 1-3-0  | 6-2-1 | 5-0-1.5 | 4-3-0 | 2-2-0  | 4-1-0   | 2-2-1 | 51-30-8.5  |
| Hanks       | N     | N      | N     | N       | N     | N      | N       | N     | —          |
| Hill        | N     | N      | N     | I       | N     | I      | I       | N     | —          |
| Jamison     | 3-1-1 | 6-2-0  | 2-2-0 | 3-2-0   | 1-2-0 | 1-1-0  | 0-0-0   | 5-1-0 | 28-23-1    |
| Jeffries    | 0-1-0 | 0-0-0  | 0-0-0 | 0-0-0   | 0-0-0 | 0-0-0  | 2-1-1   | 0-0-0 | 7-2-1      |
| Jordan      | 0-0-0 | 0-0-0  | 0-0-0 | 0-0-0   | I     | I      | 0-0-0   | 0-0-0 | 0-0-0      |
| Kirschke    | I     | I      | I     | I       | I     | I      | DNP     | I     | 1-1-0      |
| Kowalkowski | 0-0-0 | 2-0-0  | 0-0-0 | 0-0-0   | 1-1-0 | 0-0-0  | 0-0-0   | 0-2-0 | 4-4-0      |
| London      | 0-0-0 | 0-0-0  | 0-1-0 | 0-0-0   | 1-0-0 | 3-1-0  | 1-2-0   | 0-1-0 | 21-25-2    |
| Malone      | I     | I      | I     | IR      | IR    | IR     | IR      | IR    | 13-11-0    |
| Porcher     | 4-2-0 | 6-4-0  | 4-1-0 | 4-3-3.5 | 1-5-0 | 2-2-0  | 3-4-0   | 3-2-1 | 51-32-12.5 |
| Porter      | 0-0-0 | 0-0-0  | 0-0-0 | 0-0-0   | 0-0-0 | 0-0-0  | 0-0-0   | I     | 0-0-0      |
| Raymond     | 4-0-0 | 4-1-0  | 3-1-0 | 2-0-0   | I     | I      | I       | 0-0-0 | 52-8-0     |
| Rice        | 4-2-0 | 10-6-0 | 5-3-0 | 4-5-0   | 2-1-0 | 7-4-0  | 8-0-0   | 4-4-1 | 48-25-1    |
| Russell     | 0-0-0 | 2-0-0  | 0-0-0 | 0-0-0   | 2-1-0 | 0-1-0  | 0-0-0   | 0-0-0 | 13-7-0     |
| Scroggins   | 0-2-0 | 0-0-0  | 4-2-0 | 5-2-3   | 5-2-2 | 2-2-0  | 5-0-0   | 2-0-1 | 35-16-7.5  |
| Spindler    | I     | I      | I     | 0-0-0   | 3-1-0 | 0-0-0  | I       | 1-2-0 | 5-5-0      |
| Stewart     | N     | 0-0-0  | 0-0-0 | 0-0-0   | 0-0-0 | 0-0-0  | 0-0-0   | 0-0-0 | 0-0-0      |
| Thomas      | PS    | PS     | PS    | PS      | I     | I      | I       | I     | —          |
| Waldroup    | 0-1-0 | 3-2-0  | 1-1-0 | I       | IR    | IR     | IR      | IR    | 24-24-1    |
| Wells       | 1-5-0 | 4-3-0  | 0-4-0 | 2-3-0   | 7-5-0 | 3-2-0  | 4-1-0   | 4-2-0 | 40-44-1    |
| Westbrook   | 3-0-0 | 2-1-0  | 2-0-0 | 4-0-0   | 4-0-0 | 3-1-0  | 1-0-0   | 7-0-0 | 51-3-0     |

DNP - Did Not Play  
 I - Inactive  
 IR - Injured Reserve  
 EXP - Roster Exemption  
 NWT - Not With Team  
 PS - Practice Squad  
 PUP - Physically Unable to Perform



**at Tampa Bay**

|                | Att. | Yds. | TD | LG  |
|----------------|------|------|----|-----|
| <b>RUSHING</b> |      |      |    |     |
| Sanders, B     | 24   | 215  | 2  | 821 |
| Rivers, R      | 1    | 7    | 7  |     |
| Vardell, T     | 4    | 30   | 13 |     |
| Mitchell, S    | 3    | 7    | 3  |     |
| Morton, J      |      |      |    |     |
| Schlesinger, C | 1    |      |    |     |
| Reich, F       |      |      |    |     |

**NY GIANTS**

|  | Att. | Yds. | TD | LG |
|--|------|------|----|----|
|  | 24   | 105  | 1  | 37 |
|  | 3    | 5    | 4  |    |
|  | 2    | -1   |    |    |
|  | 1    | 2    | 2  |    |

**at Green Bay**

|  | Att. | Yds. | TD | LG |
|--|------|------|----|----|
|  | 23   | 105  | 18 |    |
|  | 2    | 2    | 1  | 11 |
|  | 3    | 18   | 13 |    |

**RECEIVING**

|                | No. | Yds. | TD | LG |
|----------------|-----|------|----|----|
| Moore, H       | 5   | 120  | 79 |    |
| Morton, J      | 7   | 66   | 16 |    |
| Sanders, B     | 1   | 7    | 1  | 71 |
| Sloan, D       | 1   | 11   | 11 |    |
| Metzelaars, P  | 1   | 3    | 3  |    |
| Vardell, T     |     |      |    |    |
| Boyd, T        |     |      |    |    |
| Milburn, G     |     |      |    |    |
| Schlesinger, C | 1   | 15   | 15 |    |
| Chryplewicz, P |     |      |    |    |
| McConvey, K    |     |      |    |    |

**PASSING**

|             | Att | Cmp | Yds. | TD | I |
|-------------|-----|-----|------|----|---|
| Mitchell, S | 20  | 16  | 222  | 1  |   |
| Reich, F    |     |     |      |    |   |
| Blundin, M  |     |     |      |    |   |

**at Washington**

|  | Att. | Yds. | TD | LG  |
|--|------|------|----|-----|
|  | 15   | 105  | 1  | 511 |

|  | No. | Yds. | TD | LG |
|--|-----|------|----|----|
|  | 5   | 36   | 9  |    |
|  | 5   | 69   | 27 |    |
|  | 1   | 9    | 9  |    |
|  | 1   | 3    | 3  |    |
|  | 2   | 42   | 26 |    |
|  | 1   | 4    | 4  |    |

|  | Att | Cmp | Yds. | TD | I |
|--|-----|-----|------|----|---|
|  | 14  | 5   | 53   |    |   |
|  | 28  | 10  | 110  | 2  | 1 |
|  | 1   |     |      |    |   |

**MINNESOTA**

|  | Att. | Yds. | TD | LG |
|--|------|------|----|----|
|  | 19   | 108  | 21 |    |
|  | 4    | 51   | 31 |    |
|  | 5    | 45   | 3  | 41 |
|  | 1    | 9    | 9  |    |
|  | 1    |      |    |    |
|  | 2    | -2   | -1 |    |

|  | No. | Yds. | TD | LG |
|--|-----|------|----|----|
|  | 10  | 130  | 1  | 36 |
|  | 6   | 59   | 1  | 23 |
|  | 1   | 34   | 34 |    |
|  | 2   | 12   | 9  |    |
|  | 1   | 4    | 4  |    |
|  | 1   | 32   | 32 |    |

|  | Att | Cmp | Yds. | TD | I |
|--|-----|-----|------|----|---|
|  | 29  | 21  | 271  | 2  |   |

**INDIANAPOLIS**

|  | Att. | Yds. | TD | LG  |
|--|------|------|----|-----|
|  | 24   | 216  | 2  | 80t |
|  | 6    | 29   | 9  |     |
|  | 2    | 2    | 1  | 11  |
|  | 2    | 4    | 3  |     |

|  | No. | Yds. | TD | LG |
|--|-----|------|----|----|
|  | 2   | 16   | 10 |    |
|  | 5   | 39   | 12 |    |
|  | 2   | 10   | 6  |    |
|  | 3   | 43   | 20 |    |
|  | 2   | 26   | 16 |    |
|  | 2   | 16   | 9  |    |

|  | Att | Cmp | Yds. | TD | I |
|--|-----|-----|------|----|---|
|  | 28  | 16  | 150  |    |   |

**NEW YORK JETS**  
**Att. Yds. TD LG**  
 23 184 1 53  
 1 3 3  
 2 7 5  
 5 12 8

**at Minnesota**  
**Att. Yds. TD LG**  
 19 138 60  
 2 -1 1  
 2 7 6  
 3 7 6  
 1 4 4

**at Miami**  
**Att. Yds. TD LG**  
 30 137 1 19  
 1 6 6  
 2 2 2

**CHICAGO**  
**Att. Yds. TD LG**  
 19 167 3 40t  
 5 44 1 20  
 1 2 2  
 4 9 4

**RUSHING**  
 Sanders, B  
 Rivers, R  
 Vardell, T  
 Mitchell, S  
 Morton, J  
 Schlesinger, C  
 Reich, F

**No. Yds. TD LG**  
 4 39 17  
 2 13 7  
 3 10 4  
 1 19 19  
 1 11 11  
 3 24 11

**No. Yds. TD LG**  
 6 65 1 28  
 8 95 32  
 5 37 11  
 2 36 25  
 2 32 20  
 1 1 1 1t

**No. Yds. TD LG**  
 5 64 1 20  
 9 171 1 41  
 1 2 2  
 2 32 25  
 2 19 13

**No. Yds. TD LG**  
 6 89 1 26  
 7 120 1 50t  
 2 8 12  
 3 40 24  
 1 22 22  
 1 3 3

**RECEIVING**  
 Moore, H  
 Morton, J  
 Sanders, B  
 Sloan, D  
 Metzelaars, P  
 Vardell, T  
 Boyd, T  
 Milburn, G  
 Schlesinger, C  
 Chnyplewicz, P  
 McCorvey, K

**AttCmp Yds. TD I**  
 28 15 122

**AttCmp Yds. TD I**  
 38 23 255 2 1  
 1 1 1 1

**AttCmp Yds. TD I**  
 29 19 288 2 2

**AttCmp Yds. TD I**  
 31 20 282 2 1

**PASSING**  
 Mitchell, S  
 Reich, F  
 Blundin, M



# 1997 Detroit Lions Superlatives

## RUSHING

### Attempts

30, Barry Sanders (at Miami) 12-7

### Yards

216, Barry Sanders (Indianapolis) 11-23

### Average Per Carry (min. 2)

12.8, Ron Rivers (Minnesota) 11-16

### Longest Run from Scrimmage

82t, Barry Sanders (Tampa Bay) 9-28

### Longest TD Run from Scrimmage

82, Barry Sanders (at Tampa Bay) 10-12

### Most Touchdowns

3, twice; Tommy Vardell (Minnesota) 11-16, Barry Sanders (Chicago) 11-27

## RECEIVING

### Receptions

11, Herman Moore (at New Orleans) 9-21

### Yards

171, Johnnie Morton (at Miami) 12-7

### Average Per Catch (min. 2)

24, Herman Moore (at Tampa Bay) 10-12

### Longest Reception

79, Herman Moore (at Tampa Bay) 10-12

### Longest Reception for TD

73, Johnnie Morton (Tampa Bay) 9-7

### Most Touchdowns

2, Herman Moore (Atlanta) 8-31

## PASSING

### Attempts

50, Scott Mitchell (Tampa Bay) 9-7

### Completions

29, Scott Mitchell (Tampa Bay) 9-7

### Completion Percentage

80, Scott Mitchell (at Tampa Bay) 10-12

### Yards

331, Scott Mitchell (Tampa Bay) 9-7

### Longest Pass

79, Mitchell to Moore (at Tampa Bay) 10-12

### Longest Pass for TD

73, Mitchell to Morton (Tampa Bay) 9-7

### Most Touchdowns

2, several times; Last by Scott Mitchell (at Minnesota) 12-14

## RETURNS

### Punt Return Attempts

5, Glyn Milburn, (Indianapolis) 11-23

### Punt Return Yards

69, Glyn Milburn (at Washington) 11-9

### Punt Return Average (min. 2)

18.0, Glyn Milburn (at Buffalo) 10-6

### Longest Punt Return

40, Glyn Milburn (at Tampa Bay) 10-12

### Kickoff Return Attempts

6, Glyn Milburn (at New Orleans) 9-21

### Kickoff Return Yards

189, Glyn Milburn (Chicago) 11-27

### Kickoff Return Average (min. 2)

37.8, Glyn Milburn (Chicago) 11-27

### Longest Kickoff Return

69, Glyn Milburn (Chicago) 11-27

### Interception Returns

1, several times; Last by Bryant Westbrook (New York Jets) 12-21

### Longest Interception Return

66, Mark Carrier (Minnesota) 11-16

### Fumble Returns

1, several times; Last by George Jamison, (Green Bay) 9-28

### Longest Fumble Return

42t, Stephen Boyd (Atlanta) 8-31

## KICKING GAME

### Most Punts

8, three times; Last by John Jett (N.Y. Jets) 12-19

### Yards

362, John Jett (at Washington) 11-9

### Highest Average (min. 2)

50.5, John Jett (Green Bay) 9-28

### Longest Punt

60, John Jett (at Chicago) 9-14

## SCORING

### Most Points in a Game

18, three times; Last by Barry Sanders (Chicago) 11-27

### Most Field Goals

4, twice; Jason Hanson (at Chicago) 9-14, (Green Bay) 9-28

### Longest Field Goal

55, Jason Hanson (Indianapolis) 11-23

## TACKLES

### Most Tackles

19, Stephen Boyd (at Washington) 11-9

### Most Sacks

3.5, Robert Porcher (Indianapolis) 11-23

### Most Sack Yards For Loss

28.5, Robert Porcher (Indianapolis) 11-23

# 1997 Opponents Superlatives

## RUSHING

### Attempts

31, Terry Allen (at Washington) 11-9

### Yards

162, Mario Bates (at New Orleans) 9-21

### Average Per Carry (min. 2)

11.8, Randall Cunningham (at Minnesota) 12-14

### Longest Run from Scrimmage

74, Mario Bates (at New Orleans) 9-21

### Longest TD Run from Scrimmage

74, Mario Bates (at New Orleans) 9-21

### Most Touchdowns

2, Mario Bates (at New Orleans) 9-21

## RECEIVING

### Receptions

9, Robert Brooks (Green Bay) 9-28

### Yards

164, Robert Brooks (Green Bay) 9-28

### Average Per Catch (min. 2)

29, Chris Calloway (New York Giants) 10-19

### Longest Reception

68t, Chris Calloway (New York Giants) 10-19

### Longest Reception for TD

68, Chris Calloway (New York Giants) 10-19

### Most Touchdowns

2, Troy Drayton (at Miami) 12-7

## PASSING

### Attempts

43, Brett Favre (Green Bay) 9-28

### Completions

22, Brett Favre (Green Bay) 9-28

### Completion Percentage

71.4, Heath Shuler (at New Orleans) 9-21

### Yards

310, Dan Marino (at Miami) 12-7

### Longest Pass

68t, Kanell to Calloway (New York Giants) 10-19

### Longest Pass for TD

68, Kanell to Calloway (New York Giants) 10-19

### Most Touchdowns

2, twice; Danny Kanell (New York Giants) 10-19,  
Dan Marino (at Miami) 12-7

## RETURNS

### Punt Return Attempts

5, several times; Last by Leon Johnson  
(New York Jets) 12-21

### Punt Return Yards

82, Brian Mitchell (at Washington) 11-9

### Punt Return Average (min. 2)

16.4, Brian Mitchell (at Washington) 11-9

### Longest Punt Return

53t, Amani Toomer (New York Giants) 10-19

### Kickoff Return Attempts

7, Tyrone Hughes (at Chicago) 9-14

### Return Yards

180, Tyrone Hughes (at Chicago) 9-14

### Kickoff Return Average (min. 2)

37.5, Reidel Anthony (at Tampa Bay) 10-12

### Longest Kickoff Return

53, Eric Moulds (at Buffalo) 10-5

### Interceptions

2, four times; Last by Terrell Buckley (at Miami) 12-7

### Longest Interception Return

27, Eric Allen (at New Orleans) 9-21

### Fumble Returns

2, Lester Archambeau (Atlanta) 8-31

### Longest Fumble Return

0, several times; Last by O.J. Brigance (at Miami) 12-7

## KICKING GAME

### Most Punts

8, several times; Last by Craig Hentrich  
(at Green Bay) 11-2

### Yards

366, Brad Maynard (New York Giants) 10-19

### Highest Average (min. 2)

55.0, Mark Royals (at New Orleans) 9-21

### Longest Punt

63, Craig Hentrich (Green Bay) 9-28

## SCORING

### Most Points in a Game

15, Olindo Mare (at Miami) 12-7

### Most Field Goals

4, Olindo Mare (at Miami) 12-7

### Longest Field Goal

53, Brad Daluiso (New York Giants) 10-19

## TACKLES

### Most Tackles

14, Corey Fuller (Minnesota) 11-16

### Most Sacks

4, Wayne Martin (at New Orleans) 9-21

### Most Sack Yards for Losses

24, John Randle (at Minnesota) 12-14

# 1997 Lions Participation Chart

|             | ATL  | TB  | at Chi | at NO | GB   | at Buf | at TB | NYG   | at GB | at Wash | MINN  | INDY  | CHI   | at Mia | at Minn | NYJ   | Games Played/Started |
|-------------|------|-----|--------|-------|------|--------|-------|-------|-------|---------|-------|-------|-------|--------|---------|-------|----------------------|
|             | 8/31 | 9/6 | 9/14   | 9/21  | 9/28 | 10/5   | 10/12 | 10/19 | 11/2  | 11/9    | 11/16 | 11/23 | 11/27 | 12/7   | 12/14   | 12/23 |                      |
| Abrams      | P    | P   | P      | P     | P    | P      | P     | I     | P     | P       | P     | P     | S     | S      | S       | S     | 15/4                 |
| Bailey      | P    | I   | P      | P     | P    | P      | P     | P     | P     | P       | P     | P     | P     | P      | P       | P     | 15/0                 |
| Battle      | I    | I   | I      | I     | I    | I      | I     | I     | I     | I       | I     | I     | I     | I      | I       | I     | 0/0                  |
| Beverly     | PS   | PS  | PS     | PS    | PS   | PS     | PS    | PS    | PS    | PS      | PS    | PS    | PS    | PS     | PS      | DNP   | 0/0                  |
| Blundin     | I    | I   | I      | I     | I    | I      | I     | I     | I     | I       | I     | I     | I     | I      | I       | I     | 1/0                  |
| Bonham      | P    | P   | P      | P     | P    | P      | P     | P     | P     | P       | P     | P     | P     | P      | P       | P     | 16/0                 |
| S. Boyd     | S    | S   | S      | S     | S    | S      | S     | S     | S     | S       | S     | S     | S     | S      | S       | S     | 16/16                |
| T. Boyd     | P    | P   | P      | P     | P    | P      | P     | P     | P     | P       | P     | P     | P     | P      | P       | P     | 16/1                 |
| Brown       | S    | S   | S      | S     | S    | S      | S     | S     | S     | S       | S     | S     | S     | S      | S       | S     | 16/16                |
| Carrier     | S    | S   | S      | S     | S    | S      | S     | S     | S     | S       | S     | S     | S     | S      | S       | S     | 16/16                |
| Chnyplewicz | I    | I   | P      | P     | P    | I      | I     | I     | P     | P       | P     | P     | P     | P      | P       | I     | 10/0                 |
| Colon       | P    | P   | S      | S     | S    | S      | P     | P     | IR    | IR      | IR    | IR    | IR    | IR     | IR      | IR    | 8/4                  |
| Compton     | S    | S   | S      | S     | S    | S      | S     | S     | S     | S       | S     | S     | S     | S      | S       | S     | 16/16                |
| Elliss      | S    | S   | S      | S     | S    | S      | S     | S     | S     | S       | S     | S     | S     | S      | S       | S     | 16/16                |
| Glover      | S    | S   | S      | S     | S    | S      | S     | S     | S     | S       | S     | S     | S     | S      | S       | S     | 16/16                |
| Hanks       | P    | P   | I      | I     | I    | N      | N     | N     | N     | N       | N     | N     | N     | N      | N       | N     | 2/0                  |
| Hanson      | P    | P   | P      | P     | P    | P      | P     | P     | P     | P       | P     | P     | P     | P      | P       | P     | 16/0                 |
| Harrison    | I    | I   | I      | I     | I    | I      | IR    | IR    | IR    | IR      | IR    | IR    | IR    | IR     | IR      | IR    | 0/0                  |
| Harrings    | S    | S   | S      | S     | S    | S      | S     | S     | S     | S       | S     | S     | S     | S      | S       | S     | 16/16                |
| Hempstead   | P    | P   | P      | P     | P    | P      | S     | P     | P     | P       | P     | P     | P     | P      | P       | P     | 16/1                 |
| Hickman     | N    | N   | N      | N     | N    | N      | N     | N     | N     | N       | N     | N     | N     | N      | N       | N     | 4/0                  |
| Jamison     | P    | P   | P      | P     | P    | P      | S     | S     | S     | S       | S     | S     | S     | S      | S       | S     | 16/10                |
| Jeffries    | S    | S   | P      | P     | P    | P      | P     | P     | P     | P       | P     | P     | P     | P      | P       | P     | 15/2                 |
| Jett        | P    | P   | N      | N     | N    | P      | P     | P     | P     | P       | P     | P     | P     | P      | P       | P     | 16/0                 |
| Johnson     | N    | N   | N      | N     | N    | I      | I     | I     | I     | I       | I     | I     | I     | I      | I       | I     | 0/0                  |
| Jordan      | PS   | PS  | PS     | PS    | PS   | P      | P     | P     | P     | P       | P     | P     | P     | P      | P       | P     | 10/0                 |
| Kirschke    | P    | P   | I      | I     | I    | I      | I     | I     | I     | I       | I     | I     | I     | I      | I       | I     | 3/0                  |
| Kowalkowski | P    | P   | P      | P     | P    | P      | P     | P     | P     | P       | P     | P     | P     | P      | DNP     | P     | 16/0                 |
| London      | S    | S   | S      | S     | S    | P      | P     | P     | P     | P       | P     | P     | P     | S      | S       | S     | 16/6                 |
| Malone      | S    | S   | P      | P     | P    | P      | S     | S     | I     | I       | I     | IR    | IR    | IR     | IR      | IR    | 8/4                  |

S-Started / P-Played / DNP-did not play / IR-injured reserve / N-not with team / I-inactive / NF-non-football illness  
 PUP-physically unable to perform / RE-NFL roster exemption / DNR-Reserve, did not report / PS-Practice Squad

|             | ATL  | TB  | at Chi | at NO | GB   | at Buf | at TB | NYG   | at GB | at WashMINN | INDY  | CHI   | at Mia | at Minn | NYJ   | Games Played/Started |
|-------------|------|-----|--------|-------|------|--------|-------|-------|-------|-------------|-------|-------|--------|---------|-------|----------------------|
| McCortvey   | 8/31 | 9/6 | 9/14   | 9/21  | 9/28 | 10/5   | 10/12 | 10/19 | 11/2  | 11/9        | 11/23 | 11/27 | 12/7   | 12/14   | 12/23 | 7/0                  |
| Metzelaars  | DNP  | P   | P      | P     | I    | I      | I     | N     | I     | I           | I     | P     | P      | P       | P     | 7/0                  |
| Milburn     | S    | P   | P      | S     | S    | P      | P     | P     | S     | P           | P     | P     | P      | P       | P     | 16/6                 |
| Mitchell    | S    | S   | S      | S     | S    | S      | S     | S     | S     | S           | S     | S     | S      | S       | S     | 16/1                 |
| Moore       | S    | S   | S      | S     | S    | S      | S     | S     | S     | S           | S     | S     | S      | S       | S     | 16/16                |
| Morton      | S    | S   | S      | S     | S    | S      | S     | S     | S     | S           | S     | S     | S      | S       | S     | 16/16                |
| Porcher     | S    | S   | P      | S     | S    | S      | S     | S     | S     | S           | S     | S     | S      | S       | S     | 16/16                |
| Porter      | N    | N   | N      | N     | N    | N      | N     | N     | P     | P           | P     | P     | P      | P       | P     | 16/15                |
| Ramirez     | I    | N   | I      | I     | N    | N      | DNP   | DNP   | I     | I           | P     | I     | P      | I       | I     | 7/0                  |
| Raymond     | S    | S   | S      | S     | S    | S      | S     | DNP   | S     | S           | S     | I     | I      | P       | P     | 2/0                  |
| Reich       | DNP  | DNP | DNP    | DNP   | DNP  | DNP    | DNP   | DNP   | DNP   | P           | P     | P     | DNP    | P       | DNP   | 5/0                  |
| Rice        | P    | P   | I      | I     | I    | I      | P     | P     | S     | P           | S     | P     | S      | P       | S     | 12/8                 |
| Rivers      | P    | P   | P      | P     | P    | P      | P     | P     | P     | P           | P     | P     | P      | P       | P     | 16/0                 |
| Roberts     | S    | S   | S      | S     | S    | S      | I     | I     | S     | S           | S     | S     | S      | S       | S     | 14/14                |
| Roque       | P    | P   | P      | P     | P    | P      | P     | P     | P     | P           | P     | S     | IR     | IR      | IR    | 13/1                 |
| Russell     | I    | I   | P      | P     | P    | P      | P     | P     | P     | P           | P     | P     | P      | P       | P     | 14/0                 |
| Sanders     | S    | S   | S      | S     | S    | S      | S     | S     | S     | S           | S     | S     | S      | S       | S     | 16/16                |
| Schlesinger | P    | S   | S      | P     | P    | P      | P     | P     | P     | P           | P     | P     | P      | P       | P     | 16/2                 |
| Scroggins   | I    | P   | S      | P     | P    | P      | P     | P     | P     | P           | S     | S     | S      | S       | S     | 15/6                 |
| Semple      | P    | P   | P      | P     | P    | P      | P     | P     | P     | P           | P     | P     | P      | P       | P     | 16/1                 |
| Sloan       | S    | S   | S      | I     | P    | P      | P     | I     | S     | S           | P     | P     | P      | S       | S     | 14/12                |
| Spindler    | P    | I   | P      | P     | N    | N      | P     | P     | I     | I           | P     | P     | P      | P       | P     | 10/0                 |
| Stewart     | N    | N   | N      | N     | N    | N      | N     | N     | P     | P           | P     | P     | P      | P       | P     | 8/0                  |
| Stocz       | P    | P   | I      | N     | N    | N      | PS    | P     | PS    | PS          | PS    | P     | P      | P       | P     | 6/0                  |
| Tharpe      | S    | S   | S      | S     | S    | S      | S     | S     | S     | S           | S     | P     | P      | P       | P     | 16/15                |
| Thomas      | PS   | PS  | PS     | PS    | PS   | PS     | PS    | PS    | PS    | PS          | PS    | I     | I      | I       | I     | 0/0                  |
| Vardell     | P    | P   | P      | P     | S    | S      | S     | S     | S     | S           | S     | S     | P      | S       | S     | 16/10                |
| Waldroup    | S    | S   | S      | S     | S    | S      | S     | S     | S     | S           | I     | IR    | IR     | IR      | IR    | 11/11                |
| Wells       | S    | S   | S      | S     | S    | S      | S     | S     | S     | S           | S     | S     | S      | S       | S     | 16/16                |
| Westbrook   | I    | P   | S      | S     | S    | S      | S     | S     | S     | S           | S     | S     | S      | S       | S     | 15/14                |

S-Started / P-Played / DNP-did not play / IR-injured reserve / N-not with team / I-inactive / NFJ-non-football illness  
 PUP-physically unable to perform / RE-NFL roster exemption / DNP-Reserve, did not report / PS-Practice Squad

**LIONS 28, FALCONS 17**  
**at Pontiac, August 31, 1997**  
**Attendance: 61,244**

The Bobby Ross era got off on the right track as the Lions recorded a come-from-behind 28-17 win over the Falcons. The Lions' defense scored two touchdowns in a game for the first time since Oct. 24, 1976. Early in the second quarter Detroit took its first lead, 7-3, on a 43-yard Scott Mitchell-to-Herman Moore connection. Detroit scored its first defensive touchdown as Stephen Boyd recovered a Falcons' fumble and rambled 42 yards for his first career TD, giving the Lions a 14-10 halftime cushion. Atlanta's Jamal Anderson gave the Falcons their last lead, 17-14, with 10:00 remaining. Mitchell then hit Moore from 25 out, to give Detroit a 21-17 lead. Reggie Brown gave the Lions its final points by returning his first career interception 38 yards for a touchdown.

|         | 1st | 2nd | 3rd | 4th | Final |
|---------|-----|-----|-----|-----|-------|
| FALCONS | 3   | 7   | 0   | 7   | 17    |
| LIONS   | 0   | 14  | 0   | 14  | 28    |

- FALCONS M. Andersen FG 30
- LIONS Moore 43 pass from Mitchell (Hanson kick)
- FALCONS Haynes 24 pass from Chandler (Andersen kick)
- LIONS Boyd 42 fumble return (Hanson kick)
- FALCONS J. Anderson 1 run (Andersen kick)
- LIONS Moore 25 pass from Mitchell (Hanson kick)
- LIONS Brown 38 INT return (Hanson kick)

|                    | FALCONS | LIONS   |
|--------------------|---------|---------|
| First Downs        | 13      | 10      |
| Total Net Yards    | 323     | 221     |
| Net Yards Rushing  | 55      | 46      |
| Net Yards Passing  | 268     | 175     |
| (Att/Comp/Int)     | 37-20-3 | 37-21-0 |
| Punts-Average      | 8-40.9  | 9-39.4  |
| Fumbles-Lost       | 5-1     | 6-2     |
| Sacks-Yards        | 4-30    | 4-22    |
| Penalties-Yards    | 13-93   | 5-55    |
| Time of Possession | 35:40   | 24:20   |

**RUSHING:** LIONS - Sanders 15-33; Mitchell 7-13; Vardell 1-0. **FALCONS** - J. Anderson 20-33, 1 TD; Chandler 4-20; Henspard 3-1; Green 2-1.

**PASSING:** LIONS - Mitchell 12-30, 205 yards, 2 TD's, 1 INT. **FALCONS** - Chandler 20-36, 290 yards, 1 TD, 3 INT's; J. Anderson 0-1.

**RECEIVING:** LIONS - Moore 7-115, 2 TD's; Sanders 2-26; Milburn 1-43; Vardell 1-14; Morton 1-7. **FALCONS** - H. Green 5-55; Emanuel 4-88; Christian 3-23; Santiago 2-47; Haynes 2-34, 1 TD; Anderson 2-26; Mathis 2-17.

**BUCCANEERS 24, LIONS 17**  
**at Pontiac, September 7, 1997**  
**Attendance: 58,234**

The Lions were unable to overcome a 17-0 second quarter deficit as they dropped a 24-17 decision to Tampa Bay. Warrick Dunn, who rushed for 116 yards in the first half, staked the Bucs to a 17-point lead on a six-yard run in the second quarter. The Lions closed the gap to 17-10 when Scott Mitchell connected with Johnnie Morton on a 73-yard touchdown pass in the third quarter. However, Mike Alstott put the Bucs back ahead by 14 points with 6:42 remaining. Detroit capped its scoring when Mitchell dumped a pass to Barry Sanders, who then rambled 66 yards for a touchdown with 15 seconds remaining in the game. Sanders' touchdown brought the Lions to within seven points at 24-17, but Detroit was unable to recover the ensuing onside kick and the Bucs held on for the win.

|       | 1st | 2nd | 3rd | 4th | Final |
|-------|-----|-----|-----|-----|-------|
| BUCS  | 10  | 7   | 0   | 7   | 24    |
| LIONS | 0   | 3   | 7   | 7   | 17    |

- BUCS Husted FG 41
- BUCS Hape 1 pass from Dilfer (Husted kick)
- BUCS Dunn 6 run (Husted kick)
- LIONS Hanson FG 48
- LIONS Morton 73 pass from Mitchell (Hanson kick)
- BUCS Alstott 1 run (Husted kick)
- LIONS Sanders 66 pass from Mitchell (Hanson kick)

|                    | BUCS    | LIONS   |
|--------------------|---------|---------|
| First Downs        | 20      | 13      |
| Total Net Yards    | 272     | 346     |
| Net Yards Rushing  | 173     | 24      |
| Net Yards Passing  | 99      | 322     |
| (Att/Comp/Int)     | 24-12-0 | 50-29-1 |
| Punts-Average      | 7-41.6  | 7-49.9  |
| Fumbles-Lost       | 1-0     | 1-0     |
| Sacks-Yards        | 2-9     | 3-16    |
| Penalties-Yards    | 5-40    | 11-129  |
| Time of Possession | 35:01   | 24:59   |

**RUSHING:** LIONS - Sanders 10-20; Rivers 1-3; Mitchell 1-1. **BUCCANEERS** - Dunn 24-130, 1 TD; Alstott 14-34, 1 TD; Dilfer 3-9.

**PASSING:** LIONS - Mitchell 29-50, 331 yards, 2 TD's, 1 INT. **BUCCANEERS** - Dilfer 12-24, 115 yards, 1 TD.

**RECEIVING:** LIONS - Sanders 8-102, 1 TD; Sloan 7-49; Moore 6-51; Morton 4-102, 1 TD; Milburn 2-19; Metzelaars 2-8. **BUCCANEERS** - Copeland 4-44; Dunn 2-20; Anthony 2-19; K. Williams 1-18; D. Moore 1-8; R. Thomas 1-5; Hape 1-1, 1 TD.

**LIONS 32, BEARS 7**  
**at Chicago, September 14, 1997**  
**Attendance: 59,147**

Detroit won for the third time in five years at Chicago's Soldier Field with a 32-7 win over the Bears. The 25-point margin was the Lions' largest over the Bears in Chicago since a 28-3 triumph on Nov. 21, 1971. After spotting the Bears a 7-0 lead, the Lions stormed back with 32 unanswered points. Detroit blew the game open in the third quarter with two touchdowns in a three-minute span. Barry Sanders was stupendous throughout the contest with 19 carries for 161 yards, and the Lions also recorded four sacks for 28 yards, including the first two sacks of Reggie Brown's career.

|       | 1st | 2nd | 3rd | 4th | Final |
|-------|-----|-----|-----|-----|-------|
| LIONS | 3   | 10  | 10  | 9   | 32    |
| BEARS | 7   | 0   | 0   | 0   | 7     |

- BEARS Harris 7 run (Jaeger kick)
- LIONS Hanson FG 23
- LIONS Morton 16 pass from Mitchell (Hanson kick)
- LIONS Hanson FG 33
- LIONS Hanson FG 29
- LIONS Vardell 1 run (Hanson kick)
- LIONS Moore 27 pass from Mitchell (pass failed)
- LIONS Hanson FG 32

|                    | LIONS   | BEARS   |
|--------------------|---------|---------|
| First Downs        | 27      | 19      |
| Total Net Yards    | 404     | 284     |
| Net Yards Rushing  | 202     | 94      |
| Net Yards Passing  | 202     | 190     |
| (Att/Comp/Int)     | 25-16-0 | 40-21-1 |
| Punts-Average      | 3-45.3  | 4-40.3  |
| Fumbles-Lost       | 1-1     | 2-1     |
| Sacks-Yards        | 4-28    | 1-13    |
| Penalties-Yards    | 4-25    | 8-75    |
| Time of Possession | 30:38   | 29:22   |

**RUSHING:** LIONS - Sanders 19-161; Rivers 7-15; Vardell 5-15, 1 TD; Mitchell 4-11. **BEARS** - Harris 22-73, 1 TD; Mirer 4-14; Salaam 2-7; Kramer 1-0.

**PASSING:** LIONS - Mitchell 16-25, 215 yards, 2 TD's. **BEARS** - Kramer 11-19, 128 yards; Mirer 10-21, 90 yards, 1 INT.

**RECEIVING:** LIONS - Moore 7-98, 1 TD; Morton 4-49, 1 TD; Sloan 2-14; Vardell 1-37; Metzelaars 1-14; Sanders 1-3. **BEARS** - Ingram 5-60; Proehl 4-46; Hughes 4-33; Penn 3-31; Allred 2-26; Harris 2-13; Bownes 1-9.

**SAINTS 35, LIONS 17**  
**at New Orleans, September 21, 1997**  
**Attendance: 50,016**

Three first-half turnovers, which led to 14 points for the Saints, proved to be too much to overcome as the Saints took a 21-0 lead en route to a 35-17 win over Detroit at the Superdome. The Lions closed a 21-0 gap as Scott Mitchell hooked up with Barry Sanders on a 17-yard scoring pass just before halftime. Matters did not improve for the Lions in the second half, however, as the Saints quickly restored their 21-point lead at 28-7. The Lions managed 10 points in the fourth quarter, but were unable to get within striking distance as New Orleans remained comfortably ahead to record their first win of the year.

|        | 1st | 2nd | 3rd | 4th | Final |
|--------|-----|-----|-----|-----|-------|
| LIONS  | 0   | 7   | 0   | 10  | 17    |
| SAINTS | 0   | 21  | 7   | 7   | 35    |

- SAINTS Hastings 21 pass from Bates (Brien kick)
- SAINTS Bates 74 run (Brien kick)
- SAINTS Hobbs 20 pass from Shuler (Brien kick)
- LIONS Sanders 17 pass from Mitchell (Hanson kick)
- SAINTS Shuler 5 run (Brien kick)
- LIONS Hanson FG 47
- SAINTS Bates 2 run (Brien kick)
- LIONS Moore 5 pass from Mitchell (Hanson kick)

|                    | LIONS   | SAINTS  |
|--------------------|---------|---------|
| First Downs        | 22      | 21      |
| Total Net Yards    | 355     | 385     |
| Net Yards Rushing  | 118     | 172     |
| Net Yards Passing  | 237     | 213     |
| (Att/Comp/Int)     | 43-24-3 | 22-16-0 |
| Punts-Average      | 3-34.0  | 2-55.0  |
| Fumbles-Lost       | 5-1     | 0-0     |
| Sacks-Yards        | 2-10    | 5-16    |
| Penalties-Yards    | 5-50    | 8-62    |
| Time of Possession | 25:25   | 34:35   |

**RUSHING:** LIONS - Sanders 18-113; Vardell 1-5. **SAINTS** - Bates 29-162, 2 TD's; Shuler 3-6, 1 TD; Davis 4-4.

**PASSING:** LIONS - Mitchell 24-43, 253 yards, 2 TD's, 3 INT's. **SAINTS** - Shuler 15-21, 202 yards, 1 TD; Bates 1-1, 21 yards, 1 TD.

**RECEIVING:** LIONS - Moore 11-111, 1 TD; Morton 5-72; Metzelaars 3-15; Chryplewicz 2-23; Sanders 1-17, 1 TD; T. Boyd 1-15; Vardell 1-0. **SAINTS** - Hastings 5-74, 1 TD; Hill 4-36; Guliford 3-43; Zellars 2-27; Farquhar 1-23; Hobbs 1-20, 1 TD.

**LIONS 26, PACKERS 15**  
**at Pontiac, September 28, 1997**  
**Attendance: 78,110**

**BILLS 22, LIONS 13**  
**at Buffalo, October 5, 1997**  
**Attendance: 78,025**

Paced by Jason Hanson's four field goals and Reggie Brown's second interception return for a TD of the year (45 yards), the Lions rolled past the Packers, 26-15, at a sold-out Silverdome. The Lions' 17 points in the second quarter, including a 53-yard field goal by Hanson on the last play of the half, proved to be the difference in the game that saw Barry Sanders surpass Franco Harris for fifth-place on the NFL's all-time rushing list. Also in the contest, Herman Moore recorded his 27th career 100-yard receiving effort.

|         | 1st | 2nd | 3rd | 4th | Final |
|---------|-----|-----|-----|-----|-------|
| PACKERS | 6   | 3   | 6   | 0   | 15    |
| LIONS   | 0   | 17  | 3   | 6   | 26    |

- PACK Longwell FG 36
- PACK Longwell FG 19
- LIONS Brown 45 INT return (Hanson kick)
- LIONS Chryplewicz 4 pass from Mitchell (Hanson kick)
- PACK Longwell FG 50
- LIONS Hanson FG 53
- PACK Schroeder 7 pass from Favre (2-point pass failed)
- LIONS Hanson FG 44
- LIONS Hanson FG 22
- LIONS Hanson FG 39

|                    | PACKERS | LIONS   |
|--------------------|---------|---------|
| First Downs        | 23      | 18      |
| Total Net Yards    | 396     | 376     |
| Net Yards Rushing  | 107     | 173     |
| Net Yards Passing  | 289     | 203     |
| (Att/Comp/Int)     | 43-22-3 | 27-17-0 |
| Punts-Average      | 3-49.7  | 4-50.5  |
| Fumbles-Lost       | 2-1     | 1-0     |
| Sacks-Yards        | 2-12    | 2-6     |
| Penalties-Yards    | 9-65    | 9-107   |
| Time of Possession | 29:19   | 30:41   |

**RUSHING: LIONS** - Sanders 28-139; Morton 1-20; Rivers 1-13; Vardell 3-3; Mitchell 3-(-2). **PACKERS** - Levens 16-107; Favre 1-1; Hayden 1-(-1).

**PASSING: LIONS** - Mitchell 17-27, 215 yards, 1 TD. **PACKERS** - Favre 22-43, 295 yards, 1 TD, 3 INT's.

**RECEIVING: LIONS** - Moore 6-105; Morton 6-61; Sanders 1-20; Milburn 1-11; Vardell 1-8; Metzelaars 1-6; Chryplewicz 1-4, 1 TD. **PACKERS** - R. Brooks 9-164; Freeman 5-91; Levens 3-(-1); Chmura 2-18; Thomason 1-14; Schroeder 1-7, 1 TD; Henderson 1-2.

The Lions saw their second-half comeback fall short as they lost to the Bills, 22-13, in Buffalo. The Lions fought back from a 13-3 halftime deficit to tie the score at 13-13 with 5:54 left in the fourth quarter. The game turned, however, with just over two minutes left to play in regulation when Bills' defensive linemen Phil Hansen and Bruce Smith tackled Barry Sanders in the end zone for a safety to break the 13-13 tie. Two plays after the free kick, the Bills' Antowain Smith put the game away as he dashed 56 yards for a touchdown to provide the final points. Overshadowed in the loss were both the fourth straight 100-yard rushing game by Sanders and the third consecutive 100-yard receiving game by Herman Moore.

|       | 1st | 2nd | 3rd | 4th | Final |
|-------|-----|-----|-----|-----|-------|
| LIONS | 0   | 3   | 3   | 7   | 13    |
| BILLS | 3   | 10  | 0   | 9   | 22    |

- BILLS Christie FG 47
- LIONS Hanson FG 28
- BILLS Reed 43 pass from Collins (Christie kick)
- BILLS Christie FG 33
- LIONS Hanson FG 30
- LIONS Mitchell 8 run (Hanson kick)
- BILLS Safety — Sanders tackled in endzone
- BILLS A. Smith 56 run (Christie kick)

|                    | LIONS   | BILLS   |
|--------------------|---------|---------|
| First Downs        | 17      | 10      |
| Total Net Yards    | 309     | 266     |
| Net Yards Rushing  | 120     | 164     |
| Net Yards Passing  | 189     | 102     |
| (Att/Comp/Int)     | 38-20-1 | 18-11-0 |
| Punts-Average      | 6-37.7  | 8-45.0  |
| Fumbles-Lost       | 1-0     | 2-0     |
| Sacks-Yards        | 3-20    | 4-41    |
| Penalties-Yards    | 8-60    | 7-48    |
| Time of Possession | 33:31   | 26:29   |

**RUSHING: LIONS** - Sanders 25-107; Mitchell 2-11, 1 TD; Rivers 1-2. **BILLS** - A. Smith 13-88, 1 TD; T. Thomas 13-73; Collins 4-3.

**PASSING: LIONS** - Mitchell 20-38, 221 yards, 1 INT. **BILLS** - Collins 11-18, 122 yards, 1 TD.

**RECEIVING: LIONS** - Moore 8-116; Morton 2-27; Vardell 2-23; Metzelaars 2-13; Sloan 2-12; Sanders 2-(-1); T. Boyd 1-23; Schlesinger 1-8. **BILLS** - Reed 5-95, 1 TD; T. Thomas 5-21; A. Smith 1-6.

**LIONS 27, BUCS 9**  
**at Tampa Bay, October 12, 1997**  
**Attendance: 72,095**

Barry Sanders helped propel the Lions to a 27-9 win over the Buccaneers in Tampa. Sanders, whose 215 yards represented, at the time, the third-highest total in team history, gave the Lions a 7-3 lead on an 80-yard touchdown run, which was to that point the longest touchdown run of his career. On that play, Sanders moved past Jim Brown (12,312 yards) into fourth-place on the NFL's all-time rushing list. The stage was then set for more Sanders' heroics in the second half as he rambled 82 yards for a touchdown. Sanders' score made him the first player in NFL history to record two TD runs of 80 yards-or-more in the same game and increased the Lions' lead to 17-9. Sanders added his third touchdown of the game on a seven-yard catch from Mitchell to close out the scoring.

|       | 1st | 2nd | 3rd | 4th | Final |
|-------|-----|-----|-----|-----|-------|
| LIONS | 7   | 3   | 7   | 10  | 27    |
| BUCS  | 9   | 0   | 0   | 0   | 9     |

- BUCS Husted FG 25
- LIONS Sanders 80 run (Hanson kick)
- BUCS Dunn 59 pass from Dilfer (kick failed)
- LIONS Hanson FG 34
- LIONS Sanders 82 run (Hanson kick)
- LIONS Hanson FG 39
- LIONS Sanders 7 pass from Mitchell (Hanson kick)

|                                  | LIONS       | BUCS        |
|----------------------------------|-------------|-------------|
| First Downs                      | 17          | 13          |
| Total Net Yards                  | 447         | 289         |
| Net Yards Rushing                | 259         | 72          |
| Net Yards Passing (Att/Comp/Int) | 188 20-16-0 | 217 31-17-2 |
| Punts-Average                    | 5-43.8      | 7-42.0      |
| Fumbles-Lost                     | 1-1         | 4-0         |
| Sacks-Yards                      | 3-20        | 4-34        |
| Penalties-Yards                  | 2-25        | 6-41        |
| Time of Possession               | 29:43       | 30:17       |

**RUSHING: LIONS** - Sanders 24-215, 2 TD's; Vardell 4-30; Mitchell 3-7; Rivers 1-7; Schlesinger 1-0. **BUCS** - Alstott 12-40; Dilfer 3-23; Dunn 10-9.

**PASSING: LIONS** - Mitchell 16-20, 222 yards, 1 TD. **BUCS** - Dilfer 17-31, 237 yards, 1 TD, 2 INT's.

**RECEIVING: LIONS** - Morton 7-66; Moore 5-120; Schlesinger 1-15; Sloan 1-11; Sanders 1-7, 1 TD; Metzelaars 1-3. **BUCS** - Copeland 6-105; Dunn 3-71, 1 TD; Anthony 3-22; Williams 2-20; Harris 2-13; Thomas 1-6.

**GIANTS 26, LIONS 20 (OT)**  
**at Pontiac, October 19, 1997**  
**Attendance: 70,069**

The Lions slipped to 4-4 on the year, losing a 26-20 overtime decision to the New York Giants. The Lions captured their first lead on an eight-yard touchdown run by Barry Sanders, but the Giants tied the game on a 52-yard field goal by Brad Daluiso and took a 17-10 third quarter lead on Amani Toomer's 53-yard punt return for a TD. After the teams traded field goals, Detroit tied the game on a four-yard TD stike from Scott Mitchell-to-Johnnie Morton with 1:55 remaining in the game. New York ended the affair quickly, though, when Danny Kanell threw a 68-yard bomb to Chris Calloway on the overtime's third play from scrimmage.

|        | 1st | 2nd | 3rd | 4th | OT | Final |
|--------|-----|-----|-----|-----|----|-------|
| GIANTS | 7   | 3   | 7   | 3   | 6  | 26    |
| LIONS  | 0   | 10  | 3   | 7   | 0  | 20    |

- NYG Cross 2 pass from Kanell (Daluiso kick)
- LIONS Hanson FG 22
- LIONS Sanders 8 run (Hanson kick)
- NYG Daluiso FG 52
- NYG Toomer 53 punt return (Daluiso kick)
- LIONS Hanson FG 28
- NYG Daluiso FG 47
- LIONS Morton 4 pass from Mitchell (Hanson kick)
- NYG Calloway 68 pass from Kanell

|                                  | GIANTS      | LIONS       |
|----------------------------------|-------------|-------------|
| First Downs                      | 15          | 20          |
| Total Net Yards                  | 331         | 337         |
| Net Yards Rushing                | 121         | 111         |
| Net Yards Passing (Att/Comp/Int) | 210 31-17-1 | 226 32-19-0 |
| Punts-Average                    | 8-45.8      | 6-44.2      |
| Fumbles-Lost                     | 0-0         | 2-2         |
| Sacks-Yards                      | 3-17        | 1-10        |
| Penalties-Yards                  | 11-76       | 6-53        |
| Time of Possession               | 30:19       | 31:21       |

**RUSHING: LIONS** - Sanders 24-105, 1 TD; Vardell 3-5; Schlesinger 1-2; Mitchell 2-(-1). **GIANTS** - Way 13-90; Wheatley 13-16; Pegram 3-15.

**PASSING: LIONS** - Mitchell 19-32, 243 yards, 1 TD. **GIANTS** - Kanell 17-31, 220 yards, 2 TD's, 1 INT.

**RECEIVING: LIONS** Mitchell 19-32, 243 yards, 1 TD. **GIANTS** - Kanell 17-31, 220 yards, 2 TD's, 1 INT. 13-90; Wheatley 13-16; Pegram 3-15.

**PACKERS 20, LIONS 10**  
at Green Bay, November 2, 1997  
Attendance: 60,126

Despite holding Green Bay to only 244 yards of total offense and 11 first downs, four Lions' interceptions, including one for a touchdown, were too much to overcome in a 20-10 loss to the Packers at Lambeau Field. Detroit opened the scoring on a one-yard run by Tommy Vardell in the first quarter, but the Packers tied the game on a 26-yard touchdown pass from Brett Favre to Robert Brooks, and took a 14-7 lead shortly thereafter on a 50-yard interception return by Darren Sharper. A 34-yard field goal by Jason Hanson (his 17th straight) with 12 seconds remaining in the first half trimmed the Packers' cushion to 14-10, but the Packers' Ryan Longwell provided the only second-half scoring on field goals from 23 and 44 yards to secure the victory.

|         | 1st | 2nd | 3rd | 4th | Final |
|---------|-----|-----|-----|-----|-------|
| LIONS   | 7   | 3   | 0   | 0   | 10    |
| PACKERS | 0   | 14  | 3   | 3   | 20    |

|       |   |
|-------|---|
| LIONS | Vardell 1 run (Hanson kick)               |
| PACK  | Brooks 26 pass from Favre (Longwell kick) |
| PACK  | Sharper 50 INT return (Longwell kick)     |
| LIONS | Hanson FG 34                              |
| PACK  | Longwell FG 23                            |
| PACK  | Longwell FG 44                            |

|                    | LIONS   | PACKERS |
|--------------------|---------|---------|
| First Downs        | 18      | 11      |
| Total Net Yards    | 256     | 244     |
| Net Yards Rushing  | 125     | 81      |
| Net Yards Passing  | 131     | 163     |
| (Att-Comp-Int)     | 47-21-4 | 28-15-1 |
| Punts-Average      | 8-37.9  | 8-42.4  |
| Fumbles-Lost       | 2-0     | 2-1     |
| Sacks-Yards        | 2-18    | 4-27    |
| Penalties-Yards    | 4-20    | 7-54    |
| Time of Possession | 32:41   | 27:19   |

**RUSHING: LIONS** — Sanders 23-105; Mitchell 3-18; Vardell 2-2. **PACKERS** — Levens 20-59; Favre 4-13; Henderson 1-9.

**PASSING: LIONS** — Mitchell 21-47, 158 yards, 4 INT's. **PACKERS** — Favre 15-28, 181 yards, 1 TD, 1 INT.

**RECEIVING: LIONS** — Moore 9-50; Sloan 5-29; Morton 4-35; Schlesinger 1-33; Metzelaars 1-7; Vardell 1-4. **PACKERS** — Brooks 5-77, 1 TD; Freeman 5-44; Levens 3-6; Chmura 1-28; Davis 1-26.

**REDSKINS 30, LIONS 7**  
at Washington, November 9, 1997  
Attendance: 75,261

Washington defeated the Lions for the 16th straight time, recording a decisive 30-7 victory in which they controlled the ball for over 40 minutes (40:03). Despite the loss Barry Sanders enjoyed another landmark outing, becoming the first player in NFL history to rush for 1,000 yards in nine consecutive seasons. The game also marked the eighth straight road contest in which Sanders exceeded the 100-yard rushing plateau, another NFL record. The Redskins jumped to a 20-0 third quarter lead before Sanders got the Lions on the board with a 51-yard TD gallop. Ten fourth quarter points gave Washington a 30-7 cushion, and further spoiled Detroit's first-ever visit to the newly-built Jack Kent Cooke Stadium.

|          | 1st | 2nd | 3rd | 4th | Final |
|----------|-----|-----|-----|-----|-------|
| LIONS    | 0   | 0   | 7   | 0   | 7     |
| REDSKINS | 3   | 10  | 7   | 10  | 30    |

|       |   |
|-------|---|
| SKINS | Blanton FG 22                               |
| SKINS | Jenkins 1 pass from Frerotte (Blanton kick) |
| SKINS | Blanton FG 50                               |
| SKINS | Allen 1 run (Blanton kick)                  |
| LIONS | Sanders 51 run (Hanson kick)                |
| SKINS | Blanton FG 45                               |
| SKINS | Pounds 22 INT return (Blanton kick)         |

|                    | LIONS   | REDSKINS |
|--------------------|---------|----------|
| First Downs        | 11      | 25       |
| Total Net Yards    | 268     | 388      |
| Net Yards Rushing  | 105     | 141      |
| Net Yards Passing  | 163     | 247      |
| (Att-Comp-Int)     | 43-15-3 | 41-20-0  |
| Punts-Average      | 8-45.3  | 7-47.9   |
| Fumbles-Lost       | 1-1     | 0-0      |
| Sacks-Yards        | 0-0     | 0-0      |
| Penalties-Yards    | 7-83    | 7-62     |
| Time of Possession | 19:57   | 40:03    |

**RUSHING: LIONS** — Sanders 15-105, 1 TD. **REDSKINS** — Allen 31-94, 1 TD; Mitchell 2-26; Bowie 4-17; Frerotte 4-2; Davis 3-2.

**PASSING: LIONS** — Reich 10-28, 110 yards, 2 INT's; Mitchell 5-14, 53 yards; Blundin 0-1, 1 INT. **REDSKINS** — Frerotte 20-41, 247 yards, 1 TD.

**RECEIVING: LIONS** — Morton 5-69; Moore 5-36; Vardell 2-42; Sanders 1-9; Milburn 1-4; Sloan 1-3. **REDSKINS** Westbrook 4-93; Mitchell 4-37; Bowie 3-33; Allen 3-21; Shepard 2-16; Davis 1-19; Ellard 1-16; Asher 1-11; Jenkins 1-1, 1 TD.

**LIONS 38, VIKINGS 15**  
**at Pontiac, November 16, 1997**  
**Attendance: 68,910**

Detroit broke a three-game losing skid with a 38-15 pounding of the Minnesota Vikings. The Lions opened the game with 17 unanswered points resulting from a 27-yard John Hanson field goal and the first two of Tommy Vardell's career-high three rushing touchdowns. After the Vikings closed the gap to 17-7, the Lions quickly answered, when Scott Mitchell hit Johnnie Morton on a 14-yard pass to give Detroit a 24-7 halftime cushion. In addition to catching a 5-yard TD pass from Mitchell, Herman Moore caught the 500th pass of his career, becoming the third-fastest player in league history to reach that milestone.

|         | 1st | 2nd | 3rd | 4th | Final |
|---------|-----|-----|-----|-----|-------|
| VIKINGS | 0   | 7   | 0   | 8   | 15    |
| LIONS   | 3   | 21  | 14  | 0   | 38    |

- LIONS Hanson FG 27
- LIONS Vardell 1 run (Hanson kick)
- LIONS Vardell 1 run (Hanson kick)
- VIKES Smith 27 run (Murray kick)
- LIONS Morton 14 pass from Mitchell (Hanson kick)
- LIONS Vardell 1 run (Hanson kick)
- LIONS Moore 10 pass from Mitchell (Hanson kick)
- VIKES Hoard 3 run (Carter pass from Johnson)

|                    | VIKINGS | LIONS   |
|--------------------|---------|---------|
| First Downs        | 18      | 27      |
| Total Net Yards    | 300     | 477     |
| Net Yards Rushing  | 126     | 211     |
| Net Yards Passing  | 174     | 266     |
| (Att-Comp-Int)     | 37-19-1 | 30-21-0 |
| Punts-Average      | 6-43.5  | 4-39.5  |
| Fumbles-Lost       | 0-0     | 0-0     |
| Sacks-Yards        | 2-5     | 1-3     |
| Penalties-Yards    | 7-36    | 5-28    |
| Time of Possession | 30:18   | 29:42   |

**RUSHING:** LIONS — Sanders 19-108; Rivers 4-51; Vardell 5-45, 3 TD's; Morton 1-9; Reich 2-(-2); Schlesinger 1-0. **VIKINGS** — Smith 10-61, 1 TD; Hoard 10-36, 1 TD; Johnson 3-21; Palmer 4-8; Evans 1-0.

**PASSING:** LIONS — Mitchell 21-29, 271 yards, 2 TD's; Reich 0-1. **VIKINGS** — Johnson 19-37, 177 yards, 1 INT.

**RECEIVING:** LIONS — Moore 10-130, 1 TD; Morton 6-59, 1 TD; Sloan 2-12; Sanders 1-34; T. Boyd 1-32; Vardell 1-4. **VIKINGS** — Glover 5-50; Reed 4-61; Carter 4-38; Smith 3-9; Hoard 1-9; Palmer 1-6; Evans 1-4.

**LIONS 32, COLTS 10**  
**at Pontiac, November 23, 1997**  
**Attendance: 62,803**

The Lions turned in several outstanding performances in a 32-10 win over the Colts. Barry Sanders gashed the Colts' defense for 216 yards and two TD's and set an NFL record with his 10th consecutive 100-yard rushing game. Highlighting a stellar defensive performance for the Lions were eight sacks by the defensive line, including a career-high 3.5 from Robert Porcher, three sacks and a safety from Tracy Scroggins, and 1.5 sacks by Luther Elliss. Also, Jason Hanson became the only kicker in Lions' history to convert two field goals of 50 yards-or-more in the same game.

|       | 1st | 2nd | 3rd | 4th | Final |
|-------|-----|-----|-----|-----|-------|
| COLTS | 7   | 3   | 0   | 0   | 10    |
| LIONS | 9   | 9   | 7   | 7   | 32    |

- LIONS Vardell 1 run (Hanson kick)
- LIONS Safety (Scroggins tackles Justin in endzone)
- COLTS Harrison 20 pass from Justin (Blanchard kick)
- LIONS Hanson FG 38
- COLTS Blanchard FG 35
- LIONS Hanson FG 52
- LIONS Hanson FG 55
- LIONS Sanders 80 run (Hanson kick)
- LIONS Sanders 4 run (Hanson kick)

|                    | COLTS   | LIONS   |
|--------------------|---------|---------|
| First Downs        | 12      | 21      |
| Total Net Yards    | 173     | 391     |
| Net Yards Rushing  | 53      | 249     |
| Net Yards Passing  | 120     | 142     |
| (Att-Comp-Int)     | 28-18-1 | 28-16-0 |
| Punts-Average      | 6-47.8  | 5-40.4  |
| Fumbles-Lost       | 0-0     | 0-0     |
| Sacks-Yards        | 1-8     | 8-61    |
| Penalties-Yards    | 7-54    | 6-61    |
| Time of Possession | 28:22   | 31:38   |

**RUSHING:** LIONS — Sanders 24-216, 2 TD's; Rivers 6-29; Mitchell 2-4; Vardell 2-2, 1 TD; Reich 2-(-2). **COLTS** — Faulk 12-38; Harbaugh 3-21; Bailey 1-3; Crockett 2-(-7); Warren 1-(-2).

**PASSING:** LIONS — Mitchell 16-28, 150 yards. **COLTS** — Harbaugh 10-16, 112 yards; Justin 6-8, 61 yards, 1 TD; Holcomb 2-3, 8 yards; Warren 0-1.

**RECEIVING:** LIONS — Morton 5-39, Sloan 3-43; Metzelaars 2-26; T. Boyd 2-16; Moore 2-16; Sanders 2-10. **COLTS** — Dawkins 4-55; Warren 4-16; Faulk 3-45; Harrison 3-30, 1 TD; Crockett 2-8; Pollard 1-14; Dilger 1-13.

**LIONS 55, BEARS 20**  
**at Pontiac, November 27, 1997**  
**Attendance: 77,904**

The Lions gobbled up Chicago, 55-20, in Detroit's 58th annual Thanksgiving Day game. The 55 points were the most ever scored by Detroit in a regular season game, and the most ever allowed by the Bears. Barry Sanders moved into second place on the NFL's all-time rushing chart with 167 yards on 19 carries. It marked his 11th straight 100-yard game, and he went over the 1,500-yard mark for an NFL-record fifth time.

|       | 1st | 2nd | 3rd | 4th | Final |
|-------|-----|-----|-----|-----|-------|
| BEARS | 14  | 6   | 0   | 0   | 20    |
| LIONS | 3   | 14  | 17  | 21  | 55    |

- BEARS Harris 2 run (Jaeger kick)
- BEARS Proehl 78 pass from Kramer (Jaeger kick)
- LIONS Hanson FG 40
- BEARS Jaeger FG 52
- LIONS Moore 8 pass from Mitchell (Hanson kick)
- BEARS Jaeger FG 32
- LIONS Sanders 40 run (Hanson kick)
- LIONS Hanson FG 29
- LIONS Morton 50 pass from Mitchell (Hanson kick)
- LIONS Sanders 25 run (Hanson kick)
- LIONS Sanders 15 run (Hanson kick)
- LIONS Rivers 13 run (Hanson kick)
- LIONS Scroggins 17 fumble return (Hanson kick)

|                    | BEARS   | LIONS   |
|--------------------|---------|---------|
| First Downs        | 16      | 25      |
| Total Net Yards    | 333     | 496     |
| Net Yards Rushing  | 71      | 222     |
| Net Yards Passing  | 262     | 274     |
| (Att-Comp-Int)     | 30-16-0 | 31-20-1 |
| Punts-Average      | 5-53.6  | 3-41    |
| Fumbles-Lost       | 4-4     | 0-0     |
| Sacks-Yards        | 2-8     | 3-16    |
| Penalties-Yards    | 4-45    | 6-43    |
| Time of Possession | 30:48   | 29:12   |

**RUSHING: LIONS** — Sanders 19-167, 3 TD's; Rivers 5-44, 1 TD; Schlesinger 4-9; Vardell 1-2. **BEARS** — Harris 19-49, 1 TD; Autry 6-10; Stenstrom 1-6; Kramer 4-3; Carter 1-2; Conway 1-1.

**PASSING: LIONS** — Mitchell 20-31, 282 yards, 2 TD's, 1 INT. **BEARS** — Kramer 13-26, 259 yards, 1 TD; Stenstrom 3-4, 19 yards.

**RECEIVING: LIONS** — Morton 7-120, 1 TD; Moore 6-89, 1 TD; Sloan 3-40; Sanders 2-8; Metzelaars 1-22; McCorvey 1-3. **BEARS** — Wetnight 5-34; Proehl 4-164, 1 TD; Penn 4-66; Tony Carter 1-6; Allred 1-4; Autry 1-4.

**DOLPHINS 33, LIONS 30**  
**at Miami, December 7, 1997**  
**Attendance: 72,266**

Detroit's furious comeback was for naught when Dolphins kicker Olindo Mare connected on a 42-yard field goal as time expired to give Miami a 33-30 win. Scott Mitchell had found Herman Moore in the end zone for a 16-yard score with 1:14 remaining, and the pair reconnected on a two-point conversion to lock the game at 30-30. Barry Sanders' 137 yards gave him an NFL-record 12th straight 100-yard game.

|          | 1st | 2nd | 3rd | 4th | Final |
|----------|-----|-----|-----|-----|-------|
| LIONS    | 3   | 7   | 6   | 14  | 30    |
| DOLPHINS | 14  | 6   | 3   | 10  | 33    |

- MIAMI Drayton 27 pass from Marino (Mare kick)
- LIONS Hanson FG 26
- MIAMI Abdul-Jabbar 1 run (Mare kick)
- MIAMI Mare FG 19
- LIONS Sanders 7 run (Hanson kick)
- MIAMI Mare FG 33
- MIAMI Mare FG 21
- LIONS Morton 35 pass from Mitchell (pass failed)
- LIONS Westbrook 64 INT return (kick failed)
- MIAMI Drayton 23 pass from Marino (Mare kick)
- LIONS Moore 16 pass from Mitchell (Moore pass from Mitchell)
- MIAMI Mare FG 43

|                    | LIONS   | DOLPHINS |
|--------------------|---------|----------|
| First Downs        | 24      | 19       |
| Total Net Yards    | 424     | 391      |
| Net Yards Rushing  | 145     | 81       |
| Net Yards Passing  | 279     | 310      |
| (Att-Comp-Int)     | 29-19-2 | 39-24-1  |
| Punts-Average      | 2-36    | 5-42.4   |
| Fumbles-Lost       | 3-3     | 0-0      |
| Sacks-Yards        | 0-0     | 1-9      |
| Penalties-Yards    | 4-47    | 4-19     |
| Time of Possession | 29:39   | 30:21    |

**RUSHING: LIONS** — Sanders 30-137, 1 TD; Vardell 1-6; Mitchell 2-2. **DOLPHINS** — Abdul-Jabbar 23-70, 1 TD; McPhail 2-8; Pritchett 1-4; Parmalee 1-(-1).

**PASSING: LIONS** — Mitchell 19-29, 288 yards, 2 TD's, 2 INT's. **DOLPHINS** — Marino 24-39, 310 yards, 2 TD's, 1 INT.

**RECEIVING: LIONS** — Morton 9-171, 1 TD; Moore 5-64, 1 TD; Sloan 2-32; Metzelaars 2-19; Sanders 1-2. **DOLPHINS** — Jordan 5-51; Perriman 4-75; Drayton 4-62, 2 TD's; McDuffie 4-41; McPhail 3-31; Parmalee 2-18; Thomas 1-26; Pritchett 1-6.

**LIONS 14, VIKINGS 13**  
 at Minneapolis, December 14, 1997  
 Attendance: 60,982

**LIONS 13, JETS 10**  
 at Pontiac, December 28, 1997  
 Attendance: 77,624

A one-yard touchdown pass from Scott Mitchell to Herman Moore with three seconds remaining in the game gave Detroit a thrilling 14-13 win at Minnesota. Mitchell engineered the game-winning 72-yard drive with only one timeout at his disposal. Moore's TD catch was his 100th reception of the season, as he became only the second player in NFL history (Jerry Rice) to catch at least 100 passes in three straight seasons. The win capped a stellar second-half defensive performance with the Lions holding the Vikings to 43 yards on the ground and 22 yards in the air. Additionally, Barry Sanders extended his NFL records for consecutive 100-yard games to 13 and his streak of consecutive 100-yard road games to 10.

|         | 1st | 2nd | 3rd | 4th | Final |
|---------|-----|-----|-----|-----|-------|
| LIONS   | 0   | 7   | 0   | 7   | 14    |
| VIKINGS | 7   | 6   | 0   | 0   | 13    |

- VIKES Smith 22 run (Murray kick)
- LIONS Schlesinger 1 pass from Mitchell (Hanson kick)
- VIKES Murray FG 21
- VIKES Murray FG 28
- LIONS Moore 1 pass from Mitchell (Hanson kick)

|                    | LIONS   | VIKINGS |
|--------------------|---------|---------|
| First Downs        | 21      | 13      |
| Total Net Yards    | 390     | 257     |
| Net Yards Rushing  | 148     | 214     |
| Net Yards Passing  | 242     | 43      |
| Att-Comp-Int       | 39-24-1 | 18-9-0  |
| Punts-Average      | 5-35    | 7-42.9  |
| Fumbles-Lost       | 1-0     | 2-0     |
| Sacks-Yards        | 2-34    | 3-24    |
| Penalties-Yards    | 7-44    | 4-31    |
| Time of Possession | 28:55   | 31:05   |

**RUSHING: LIONS** — Sanders 19-138; Mitchell 3-7; Morton 1-4; Rivers 2-(-1); Vardell 2-0. **VIKINGS** — R. Smith 20-101, 1 TD; Cunningham 6-71; Evans 6-20; Hoard 3-15; Palmer 2-7.

**PASSING: LIONS** — Mitchell 23-38, 255 yards, 2 TD's, 1 INT; Reich 1-1, 11 yards. **VIKINGS** — Cunningham 9-19, 77 yards.

**RECEIVING: LIONS** — Morton 8-95; Moore 6-65, 1 TD; Sanders 5-37; Vardell 2-36; T. Boyd 2-32; Schlesinger 1-1, 1 TD. **VIKINGS** — Palmer 3-11; R. Smith 2-20; Reed 2-19; Glover 1-19; Carter 1-8.

In one of the most fiercely-contested, emotional games in recent memory, the Lions clinched their fourth playoff appearance in five years with a come-from-behind 13-10 win over the Jets at the sold-out Silverdome. The win was highlighted by Barry Sanders becoming only the third man in NFL history to rush for 2,000 yards in a season, but marred by a neck injury to Detroit LB Reggie Brown, who lied motionless on the field for several minutes in the fourth quarter before being transported to a local hospital. New York stormed to a quick 10-0 lead. Two Jason Hansen field goals trimmed the Jets' lead to 10-6 in the third quarter, and the Lions forged ahead early in the fourth quarter as Sanders scored from 15 yards out. New York then drove to the Lions' nine-yard-line, but Jets' RB Leon Johnson was intercepted by Bryant Westbrook in the end zone.

|       | 1st | 2nd | 3rd | 4th | Final |
|-------|-----|-----|-----|-----|-------|
| JETS  | 10  | 0   | 0   | 0   | 10    |
| LIONS | 0   | 3   | 3   | 7   | 13    |

- JETS Hall FG 32
- JETS Murrell 14 run (Hall kick)
- LIONS Hanson FG 44
- LIONS Hanson FG 25
- LIONS Sanders 15 run (Hanson kick)

|                    | JETS    | LIONS   |
|--------------------|---------|---------|
| First Downs        | 20      | 13      |
| Total Net Yards    | 315     | 301     |
| Net Yards Rushing  | 108     | 206     |
| Net Yards Passing  | 207     | 95      |
| Att-Comp-Int       | 40-24-3 | 28-15-0 |
| Punts-Average      | 6-39.3  | 8-40.9  |
| Fumbles-Lost       | 0-0     | 1-0     |
| Sacks-Yards        | 3-27    | 4-23    |
| Penalties-Yards    | 5-40    | 5-36    |
| Time of Possession | 33:48   | 26:12   |

**RUSHING: LIONS** — Sanders 23-184, 1 TD; Mitchell 5-12; Vardell 2-7; Rivers 1-3. **JETS** — Murrell 12-43, 1 TD; Lucas 3-20; O'Donnell 21-35; L. Johnson 4-10; Anderson 3-6.

**PASSING: LIONS** — Mitchell 15-28, 122 yards. **JETS** — O'Donnell 21-35, 202 yards, 1 INT; Lucas 3-4, 28 yards, 1 INT; L. Johnson 0-1, 1 INT.

**RECEIVING: LIONS** — Moore 4-39; T. Boyd 3-23; Sanders 3-10; Morton 2-13; Sloan 1-19; Vardell 1-11; McCorvey 1-6. **JETS** — K. Johnson 6-59; Chrebet 4-67; Baxter 4-32; Murrell 4-15; Brady 3-34; Graham 2-26; Anderson 1-(-3).

1997 NFC Wild Card Game  
 Buccaneers 20, Lions 10  
 at Tampa, December 28, 1997  
 Attendance: 73,361

In the first playoff game held in Tampa since 1979, the Buccaneers built a 20-0 lead and coasted to a 20-10 victory over the Lions. Tampa Bay K Michael Husted booted a first quarter 22-yard field goal to open the scoring, and added to the cushion in the second quarter when Trent Dilfer tossed a nine-yard touchdown pass to Horace Copeland. Husted then kicked a 42-yard field goal to give the Bucs a 13-0 halftime lead, with that lead swelling to 20-0 following the opening drive of the second half when Tampa Bay FB Mike Alstott scored on a 31-yard run. Detroit got on the board on the last play of the third quarter with a 33-yard Jason Hanson field goal. With Scott Mitchell out with a concussion suffered late in the third quarter, backup Frank Reich engineered a nine play, 82-yard scoring drive, capped by a one-yard touchdown plunge by Tommy Vardell. But with time becoming scarce for the Lions, Tampa Bay then shaved more than four minutes off the clock midway through the fourth quarter, and pinned the Lions at their own four-yard line to start their next drive. Detroit got the ball back with only 3:20 remaining and trailing by 10 points, and was unable to mount a scoring drive to put pressure on the Bucs before time expired.

|       | 1st | 2nd | 3rd | 4th | Final |
|-------|-----|-----|-----|-----|-------|
| LIONS | 0   | 0   | 3   | 7   | 10    |
| BUCS  | 3   | 10  | 7   | 0   | 20    |

|       |   |
|-------|---|
| BUCS  | Husted FG 22                              |
| BUCS  | Copeland 9 pass from Dilfer (Husted kick) |
| BUCS  | Husted FG 42                              |
| BUCS  | Alstott 31 run (Husted kick)              |
| LIONS | Hanson FG 33                              |
| LIONS | Vardell 1 run (Hanson kick)               |

|                    | LIONS   | BUCS    |
|--------------------|---------|---------|
| First Downs        | 18      | 15      |
| Total Net Yards    | 307     | 316     |
| Net Yards Rushing  | 109     | 141     |
| Net Yards Passing  | 198     | 175     |
| Att-Comp-Int       | 40-21-1 | 26-13-1 |
| Punts-Average      | 4-38    | 5-40.4  |
| Fumbles-Lost       | 1-0     | 2-1     |
| Sacks-Yards        | 2-6     | 2-9     |
| Penalties-Yards    | 4-20    | 4-25    |
| Time of Possession | 28:23   | 31:37   |

**RUSHING:** LIONS - Sanders 18-65; Mitchell 4-20; Rivers 1-17; Reich 1-5; Vardell 2-1, 1 TD; Jett 1-1.  
**BUCS** — Dunn 18-72; Alstott 11-68, 1 TD; Anthony 1-1; Dilfer 2-0.

**PASSING:** LIONS — Mitchell 10-25, 78 yards, 1 INT; Reich 11-15, 129 yards. **BUCS** — Dilfer 13-26, 181 yards; 1 TD, 1 INT.

**RECEIVING:** LIONS — Morton 8-88; Sanders 5-43; Moore 4-44; T. Boyd 2-11; Vardell 1-12; Sloan 1-9.  
**BUCS** — Anthony 3-62; Dunn 3-0; Thomas 2-66; Copeland 2-14, 1 TD; Williams 1-23; Alstott 1-12; Harris 1-4.

## Starting Line-ups

### Detroit

#### OFFENSE

XR J. Morton  
 LT R. Roberts  
 LG M. Compton  
 C K. Glover  
 RG J. Hartings  
 RT L. Tharpe  
 TE D. Sloan  
 ZR H. Moore  
 QB S. Mitchell  
 FB T. Vardell  
 HB B. Sanders

#### DEFENSE

LE R. Porcher  
 NT M. Wells  
 UT L. Elliss  
 RE T. Scroggins  
 SLB G. Jamison  
 MLB S. Boyd  
 WLB A. London  
 LCB B. Westbrook  
 RCB K. Abrams  
 FS M. Carrier  
 SS R. Rice


### Tampa Bay

#### OFFENSE

WR R. Anthony  
 LT P. Gruber  
 LG J. Pyne  
 C T. Mayberry  
 RG F. Middleton  
 RT J. Odom  
 TE D. Moore  
 WR K. Williams  
 QB T. Dilfer  
 RB W. Dunn  
 FB M. Alstott

#### DEFENSE

LE C. Ahanotu  
 NT B. Culpepper  
 UT W. Sapp  
 RE R. Upshaw  
 SLB R. Porter  
 MLB H. Nickerson  
 WLB D. Brooks  
 LCB D. Abraham  
 RCB A. Parker  
 SS J. Lynch  
 FS C. Mincy



# Lions Honors

# Detroit Lions All-Time Honor Roll

## PRO FOOTBALL HALL OF FAME

|      |                                       |
|------|---------------------------------------|
| 1963 | Earl "Dutch" Clark, B (1934-38)       |
| 1966 | Bill Dudley, HB (1947-49)             |
| 1967 | Bobby Layne, QB (1950-58)             |
| 1968 | Alex Wojciechowicz, C/LB (1938-46)    |
| 1970 | Jack Christiansen, DB (1951-58)       |
|      | Hugh McElhenny, HB (1964)             |
| 1972 | Ollie Matson, FB (1963)               |
| 1973 | Joe Schmidt, LB (1953-65)             |
| 1974 | Dick "Night Train" Lane, DB (1957-59) |
| 1979 | Yale Lary, DB/P (1952-53, 56-64)      |
| 1985 | Frank Gatski, C (1957)                |
| 1986 | Doak Walker, HB (1950-55)             |
| 1987 | John Henry Johnson, FB (1957-59)      |
| 1992 | Lem Barney, CB (1967-77)              |
| 1996 | Lou Creekmur, T (1950-59)             |

## NFL MVP / PLAYER OF THE YEAR

|      |  |
|------|--|
| 1944 | Frank Sinkwich (Joe F. Carr Award)             |
| 1960 | Joe Schmidt (Associated Press)                 |
| 1991 | Barry Sanders (NFLPA)                          |
|      | Barry Sanders (Football Digest)                |
|      | Barry Sanders (Maxwell Award)                  |
| 1994 | Barry Sanders (Associated Press)*              |
|      | Barry Sanders (NFL Films)                      |
|      | Barry Sanders (Football Digest)                |
|      | Barry Sanders (ESPN "Espy" Award)              |
| 1997 | Barry Sanders (Associated Press)#              |
|      | Barry Sanders (Miller Lite)                    |
|      | Barry Sanders (Maxwell Award)                  |
|      | Barry Sanders (Sporting News)                  |
|      | Barry Sanders (Pro Football Weekly)            |
|      | Barry Sanders (Football Digest)                |
|      | Barry Sanders (Sports Illustrated)             |
|      | Barry Sanders (College & Pro Football Weekly)* |
|      | Barry Sanders (ESPN "Espy" Award)              |
|      | Barry Sanders (Touchdown Club of Columbus)     |

\* Offensive Player of the Year  
# Co-Most Valuable Player & Offensive Player of the Year

## NFL ROOKIE OF THE YEAR

|      |  |
|------|--|
| 1967 | Mel Farr (Sporting News)                             |
| 1967 | Lem Barney#  |
| 1968 | Earl McCullough (Sporting News)                      |
| 1979 | Al Baker (Associated Press)#                         |
|      | Al Baker (Pro Football Weekly)#                      |
|      | Al Baker (Football Digest)#                          |
| 1980 | Billy Sims (Pro Football Writers Association)        |
|      | Billy Sims (Associated Press)*                       |
|      | Billy Sims (Bert Bell Trophy - N.E.A.)               |
|      | Billy Sims (Sporting News)                           |
|      | Billy Sims (Pro Football Weekly)*                    |
|      | Billy Sims (Football Digest)*                        |
| 1989 | Barry Sanders (Pro Football Weekly)*                 |
|      | Barry Sanders (Associated Press)*                    |
|      | Barry Sanders (Sports Illustrated "Dr. Z" Team)      |
|      | Barry Sanders (Sporting News)                        |
|      | Barry Sanders (NFL Films)                            |
|      | Barry Sanders (College and Pro Football Newsweekly)* |
|      | Barry Sanders (PFWA)                                 |
|      | Barry Sanders (Football Digest)*                     |

# Defensive Rookie of the Year

\* Offensive Rookie of the Year

## NFL COACH OF THE YEAR

|      |   |
|------|---|
| 1991 | Wayne Fontes (Associated Press)                             |
|      | Wayne Fontes (Maxwell Club)                                 |
|      | Wayne Fontes (Paul Brown Award, Touchdown Club of Columbus) |
|      | Wayne Fontes (Starter)                                      |
|      | Wayne Fontes (United Press International)                   |
|      | Wayne Fontes (Football News)                                |
|      | Wayne Fontes (Pro Football Weekly)                          |
|      | Wayne Fontes (Pro Football Writers Association)             |

## NFC MVP / PLAYER OF THE YEAR

|      |                               |
|------|-------------------------------|
| 1994 | Barry Sanders (NFLPA)         |
|      | Barry Sanders (Football News) |

## NFC PLAYER OF THE MONTH

|      |  |
|------|--|
| 1989 | Barry Sanders, Offensive (Dec.)                |
| 1991 | Barry Sanders, Offensive (Sept.)               |
|      | Ray Crockett, Defensive (Nov.)                 |
| 1993 | Jason Hanson, Special Teams (Oct.)             |
|      | Jason Hanson, Special Teams (Dec.)             |
|      | Barry Sanders, Offensive (Oct.)                |
| 1997 | Barry Sanders, Offensive (Oct., Nov. and Dec.) |

## NFL MILLER LITE PLAYER OF THE WEEK

|      |                                |
|------|--------------------------------|
| 1989 | Rodney Peete (Week 6)          |
|      | Richard Johnson (Week 13)      |
| 1991 | Barry Sanders (Week 5)         |
|      | Rodney Peete (Week 6)          |
|      | Barry Sanders (Week 12)        |
| 1994 | Barry Sanders (Week 3)         |
| 1995 | Herman Moore (Week 9)          |
|      | Scott Mitchell (Week 13)       |
| 1996 | Barry Sanders (Week 17)        |
| 1997 | Barry Sanders (Weeks 7 and 17) |

## NFC PLAYER OF THE WEEK

|      |  |
|------|--|
| 1984 | Michael Cofer, Defensive (Week 8)            |
|      | Gary Danielson, Offensive (Week 13)          |
| 1985 | Demetrious Johnson, Defensive (Week 4)       |
|      | Eric Hipple, Offensive (Week 8)              |
| 1986 | James Jones, Offensive (Week 1)              |
| 1989 | Rodney Peete, Offensive (Week 6)             |
|      | Richard Johnson, Offensive (Week 13)         |
| 1990 | Chris Spielman, Defensive (Week 2)           |
|      | Barry Sanders, Offensive (Week 14)           |
|      | Rodney Peete, Offensive (Week 15)            |
| 1991 | Ray Crockett, Defensive (Week 9)             |
|      | Barry Sanders, Offensive (Week 13)           |
|      | Erik Kramer, Offensive (Divisional Playoffs) |
| 1993 | Jason Hanson, Special Teams (Week 1)         |
|      | Vernon Turner, Special Teams (Week 9)        |
|      | Barry Sanders, Offensive (Week 10)           |
|      | Ray Crockett, Defensive (Week 18)            |
|      | Jim Arnold, Special Teams (Week 18)          |
| 1994 | Barry Sanders, Offensive (Week 3)            |
|      | Chris Spielman, Defensive (Week 8)           |
|      | Barry Sanders, Offensive (Week 10)           |
|      | Mel Gray, Special Teams (Week 16)            |
|      | Barry Sanders, Offensive (Week 16)           |
| 1995 | Jason Hanson, Special Teams (Week 4)         |
|      | Barry Sanders, Offensive (Week 6)            |
|      | Scott Mitchell, Offensive (Week 9)           |

Brett Perriman, Offensive (Week 13)  
 Herman Moore, Offensive (Week 14)  
 Willie Clay, Defensive (Week 17)  
 1996 Scott Mitchell, Offensive (Week 6)  
 1997 Stephen Boyd, Defensive (Week 1)  
 Barry Sanders, Offensive (Week 7)  
 Herman Moore, Offensive (Week 12)

### LIONS MOST VALUABLE PLAYER

(Only one player was selected from 1952-1966)

1952 Jim Doran, E  
 1953 Dick Stanfel, G  
 1954 Bobby Layne, QB  
 1955 Joe Schmidt, LB  
 1956 Bobby Layne, QB  
 1957 Joe Schmidt, LB  
 1958 Joe Schmidt, LB  
 1959 Jim Martin, LB  
 1960 Nick Pietrosante, RB  
 1961 Joe Schmidt, LB  
 1962 Gail Cogdill, E  
 1963 Earl Morrall, QB  
 1964 Jim Gibbons, E  
 1965 Bruce Maher, S  
 1966 Pat Studstill, FL

### LIONS OFFENSIVE MOST VALUABLE PLAYER

(Selected annually by Lions players since 1967)

1967 Mel Farr, RB  
 1968 Mel Farr, RB  
 1969 Charlie Sanders, TE  
 1970 Charlie Sanders, TE  
 1971 Steve Owens, RB  
 1972 Rockne Freitas, T  
 1973 Altie Taylor, RB  
 1974 Bill Munson, QB  
 1975 Dexter Bussey, RB  
 1976 Ray Jarvis, WR  
 1977 Jon Morris, C  
 1978 Gary Danielson, QB  
 1979 Fred Scott, WR  
 1980 Billy Sims, RB  
 1981 Eric Hipple, QB  
 1982 Billy Sims, RB  
 1983 Billy Sims, RB  
 1984 James Jones, RB  
 1985 James Jones, RB  
 1986 Keith Dorney, G  
 James Jones, RB  
 1987 Pete Mandley, WR  
 1988 Rusty Hilger, QB  
 1989 Barry Sanders, RB  
 1990 Barry Sanders, RB  
 1991 Barry Sanders, RB  
 1992 Barry Sanders, RB  
 1993 Barry Sanders, RB  
 1994 Barry Sanders, RB  
 1995 Herman Moore, WR  
 1996 Barry Sanders, RB  
 1997 Barry Sanders, RB

### LIONS DEFENSIVE MOST VALUABLE PLAYER

(Selected annually by Lions players since 1967)

1967 Lem Barney, CB  
 1968 Wayne Walker, LB  
 1969 Mike Lucci, LB  
 1970 Mike Lucci, LB  
 1971 Mike Lucci, LB  
 1972 Larry Hand, E  
 1973 Herb Orvis, T  
 1974 Levi Johnson, CB  
 1975 Paul Naumoff, LB  
 1976 Charlie Weaver, LB  
 1977 Charlie Weaver, LB  
 1978 Al Baker, E  
 1979 Doug English, T  
 1980 Dave Pureifory, E  
 1981 Stan White, LB  
 1982 Al Baker, E  
 1983 William Gay, E  
 1984 Ken Fantetti, LB  
 1985 Jimmy Williams, LB  
 1986 Keith Ferguson, E  
 1987 Jimmy Williams, LB  
 1988 Michael Cofer, LB  
 1989 Jerry Ball, NT  
 1990 Michael Cofer, LB  
 1991 George Jamison, LB  
 1992 Bennie Blades, S  
 1993 Chris Spielman, LB  
 1994 Chris Spielman, LB  
 1995 Henry Thomas, DT  
 1996 Bennie Blades, S  
 1997 Robert Porcher, DE

### LIONS SPECIAL TEAMS MOST VALUABLE PLAYER

(Selected annually by Lions players since 1981)

1981 Ken Callicutt, RB  
 1982 Ken Callicutt, RB  
 1983 Roosevelt Barnes, LB  
 1984 Roosevelt Barnes, LB  
 1985 Alvin Hall, DB  
 1986 Paul Butcher, LB  
 1987 Paul Butcher, LB  
 1988 George Jamison, LB  
 1989 Toby Caston, LB  
 1990 Niko Noga, LB  
 1991 Mel Gray, KR  
 1992 Mel Gray, KR  
 Melvin Jenkins, CB  
 1993 Jason Hanson, PK  
 1994 Mel Gray, KR  
 1995 Ron Rivers, RB  
 1996 Glyn Milburn, KR  
 1997 Jason Hanson, K

## PRO BOWL SELECTIONS

(listed by year of Pro Bowl, not season)

|      |   |      |  |
|------|---|------|--|
| 1951 | Cloyce Box, E<br>Lou Creekmur, T<br>Don Doll, DB<br>Thurman McGraw, G<br>Doak Walker, RB  |      |  |
| 1952 | Les Bingaman, C<br>Lou Creekmur, T<br>Don Doll, DB<br>Bob Hoernschemeyer, RB<br>Bobby Layne, QB<br>Doak Walker, RB                      |      |  |
| 1953 | Cloyce Box, E<br>Lou Creekmur, T<br>Don Doll, DB<br>Pat Harder, RB<br>Bob Hoernschemeyer, RB<br>Bobby Layne, QB<br>Bob Smith, DB        |      |  |
| 1954 | Les Bingaman, C<br>Jack Christiansen, DB<br>Lou Creekmur, T<br>Yale Lary, DB<br>Bobby Layne, QB<br>Dick Stanfel, G<br>Doak Walker, RB   |      |  |
| 1955 | Jack Christiansen, DB<br>Lou Creekmur, T<br>Jim David, DB<br>Joe Schmidt, LB<br>Bill Stits, DB<br>LaVern Torgeson, C<br>Doak Walker, RB |      |  |
| 1956 | Jack Christiansen, DB<br>Lou Creekmur, T<br>Jim David, DB<br>Joe Schmidt, LB<br>Doak Walker, E  |      |  |
| 1957 | Charlie Ane, T<br>Jack Christiansen, DB<br>Lou Creekmur, T<br>Jim David, DB<br>Yale Lary, DB<br>Bobby Layne, QB<br>Joe Schmidt, LB      |      |  |
| 1958 | Jack Christiansen, DB<br>Lou Creekmur, T<br>Jim David, DB<br>Yale Lary, DB<br>Darris McCord, T<br>Joe Schmidt, LB<br>Harley Sewell, G   |      |  |
| 1959 | Charlie Ane, C<br>Jim David, DB<br>Yale Lary, DB<br>Joe Schmidt, LB<br>Harley Sewell, G   |      |  |
| 1960 | Jim David, DB<br>Yale Lary, DB<br>Joe Schmidt, LB<br>Harley Sewell, G   |      |  |
| 1961 | Gail Cogdill, E<br>Jim Gibbons, E<br>Alex Karras, T   |      |  |
|      |   |      | Dick Lane, DB<br>Yale Lary, DB<br>Nick Pietrosante, RB<br>Joe Schmidt, LB  |
|      |   | 1962 | Jim Gibbons, E<br>Alex Karras, T<br>Dick Lane, DB<br>Yale Lary, DB<br>Jim Martin, G/K<br>Nick Pietrosante, RB<br>Joe Schmidt, LB |
|      |   | 1963 | Roger Brown, T<br>Gail Cogdill, E<br>Alex Karras, T<br>Dick Lane, DB<br>Yale Lary, DB<br>Joe Schmidt, LB<br>Harley Sewell, G     |
|      |   | 1964 | Terry Barr, E<br>Roger Brown, T<br>Gail Cogdill, E<br>John Gordy, G<br>Wayne Walker, LB  |
|      |   | 1965 | Terry Barr, E<br>Roger Brown, T<br>Jim Gibbons, E<br>John Gordy, T<br>Yale Lary, DB<br>Dick LeBeau, DB<br>Wayne Walker, LB       |
|      |   | 1966 | Roger Brown, T<br>John Gordy, T<br>Alex Karras, T<br>Dick LeBeau, DB<br>Pat Studstill, E<br>Wayne Walker, LB                     |
|      |   | 1967 | Roger Brown, T<br>Dick LeBeau, DB<br>Pat Studstill, E  |
|      |   | 1968 | Lem Barney, DB<br>Mel Farr, RB   |
|      |   | 1969 | Lem Barney, DB<br>Charlie Sanders, TE  |
|      |   | 1970 | Lem Barney, DB<br>Ed Flanagan, C<br>Charlie Sanders, TE  |
|      |   | 1971 | Mel Farr, RB<br>Ed Flanagan, C<br>Paul Naumoff, LB<br>Charlie Sanders, TE  |
|      |   | 1972 | Ed Flanagan, C<br>Greg Landry, QB<br>Mike Lucci, LB<br>Steve Owens, RB<br>Charlie Sanders, TE                                    |
|      |   | 1973 | Lem Barney, DB<br>Rocky Freitas, T   |
|      |   | 1974 | Lem Barney, DB<br>Ed Flanagan, C   |
|      |   | 1975 | Dick Jauron, DB<br>Charlie Sanders, TE   |
|      |   | 1976 | Lem Barney, DB<br>Charlie Sanders, TE  |
|      |   | 1977 | Lem Barney, DB<br>Charlie Sanders, TE  |

- 1979 Al Baker, DE  
Doug English, DT  
David Hill, TE
- 1980 Al Baker, DE  
David Hill, TE
- 1981 Al Baker, DE  
Eddie Murray, K  
Billy Sims, RB
- 1982 Doug English, DT  
Billy Sims, RB  
Tom Skladany, P
- 1983 Keith Dorney, T  
Doug English, T  
Billy Sims, RB
- 1984 Doug English, DT  
William Gay, DE
- 1988 Jim Arnold, P
- 1989 Jim Arnold, P  
Michael Cofer, LB
- 1990 Jerry Ball, NT  
Eddie Murray, K  
Barry Sanders, RB  
Chris Spielman, LB
- 1991 Jerry Ball, NT  
Lomas Brown, T  
Mel Gray, KR  
Barry Sanders, RB  
Chris Spielman, LB
- 1992 Jerry Ball, NT  
Bennie Blades, S  
Lomas Brown, T  
Mel Gray, KR  
Barry Sanders, RB  
Chris Spielman, LB
- 1993 Lomas Brown, T  
Mel Gray, KR  
Barry Sanders, RB
- 1994 Lomas Brown, T  
Barry Sanders, RB  
Pat Swilling, LB
- 1995 Lomas Brown, T  
Mel Gray, KR  
Herman Moore, WR  
Barry Sanders, RB  
Chris Spielman, LB
- 1996 Lomas Brown, T  
Kevin Glover, C  
Herman Moore, WR  
Barry Sanders, RB
- 1997 Kevin Glover, C  
Herman Moore, WR  
Barry Sanders, RB
- 1998 Kevin Glover, C  
Jason Hanson, K  
Herman Moore, WR  
Robert Porcher, DE  
Barry Sanders, RB

**MICHIGAN SPORTS HALL OF FAME**

- 1958 Gus Dorias, Coach (1943-47)
- 1959 Earl "Dutch" Clark, B (1934-38); Coach (1937-38)
- 1962 Byron "Whizzer" White, B (1940-41)
- 1966 Bobby Layne, QB (1950-58)
- 1967 Doak Walker, B (1950-55)
- 1970 Joe Schimdt, LB (1953-65); Coach (1966-72)
- 1971 Les Bingaman, G (1948-54); Coach (1960-64)  
Ron Kramer, E (1965-67)
- 1973 John Pingel, B (1939)
- 1975 Vince Banonis, C (1951-53)
- 1976 Raymond "Buddy" Parker, B (1935-36); Coach (1950-56)  
George A. Richards, Owner (1934-39)
- 1979 Leroy "Ace" Gutowsky, RB (1934-38)  
Earl Morrall, QB (1958-64)
- 1980 Alex Karras, DT (1958-62, 64-70)  
George Wilson, Coach (1949-64)
- 1983 Andy Farkas, B (1945)
- 1985 Lem Barney, CB (1967-77)  
Robert Hoemschemeyer, B (1950-55)
- 1985 Nick Kerbawy, Public Relations Director (1948-50); Business Manager (1951); General Manager (1952-57)
- 1986 Jack Christiansen, B (1951-58)  
Robert Westfall, B (1944-47)
- 1988 Dick "Night Train" Lane, DB (1960-65)  
Yale Lary, DB/P (1952-53, 56-64)
- 1990 Charlie Sanders, TE (1968-77)  
Billy Sims, RB (1980-84)
- 1991 Cloyce Box, E (1949-50, 52-54)
- 1995 Terry Barr, B (1957-65)
- 1997 Jimmy David, B (1952-59)
- 1997 Leon Hart, E (1950-57)

**LIONS' HEISMAN TROPHY WINNERS**

- 1942 Frank Sinkwich (Georgia)
- 1948 Doak Walker (Southern Methodist)
- 1949 Leon Hart (Notre Dame)
- 1955 Howard Cassady (Ohio State)
- 1969 Steve Owens (Oklahoma)
- 1978 Billy Sims (Oklahoma)
- 1988 Barry Sanders (Oklahoma State)
- 1989 Andre Ware (Houston)

# 1997 Lions Honor Roll

Honors earned by Detroit Lions' players in 1997

## STEPHEN BOYD - Linebacker

NFC Defensive Player of the Week — Week 1  
USA Today All-Joe Team

## KEVIN GLOVER - Center

Pro Bowl Starter (third consecutive appearance)  
NFLPA Unsung Hero  
Pro Football Weekly All-NFC

## JASON HANSON - Kicker

Pro Bowl (first appearance)  
College & Pro Football Weekly All-Pro Second Team

## HERMAN MOORE - Receiver

Pro Bowl Starter (fourth consecutive appearance)  
Associated Press All-Pro  
Sports Illustrated All-Pro  
NFLPA NFC Receiver of the Year  
Pro Football Weekly All-NFL  
College & Pro Football Weekly All-Pro  
Pro Football Weekly All-NFC  
NFC Offensive Player of the Week — Week 12

## ROBERT PORCHER - Defensive End

Pro Bowl (first appearance)  
Pro Football Weekly All-NFC

## MATT RUSSELL - Linebacker

Pro Football Weekly All-Rookie

## BARRY SANDERS - Running Back


Pro Bowl starter (ninth consecutive year)  
Associated Press NFL Co-Most Valuable Player  
Miller Lite NFL Player of the Year  
Maxwell Football Club's Professional Player of the Year  
Associated Press NFL Offensive Player of the Year  
Sporting News NFL Player of the Year  
Pro Football Weekly NFL Most Valuable Player  
Football Digest NFL Player of the Year  
Sports Illustrated NFL Player of the Year  
College and Pro Football Weekly NFL Offensive Player of the Year  
Football News NFC Player of the Year  
ESPN "Espy" Award NFL Player of the Year  
Touchdown Club of Columbus Pro Football Player of the Year  
NFLPA NFC Running Back of the Year  
Associated Press All-Pro  
Sports Illustrated All-Pro  
Pro Football Weekly All-NFL  
College & Pro Football Weekly All-Pro  
Pro Football Weekly All-NFC  
Miller Lite/NFL Player of the Week — Weeks 7 and 17  
NFC Offensive Player of the Month — October, November and December  
NFC Offensive Player of the Week — Week 7

## BRYANT WESTBROOK - Cornerback

Pro Football Weekly All-Rookie  
College & Pro Football Weekly All-Rookie  
Touchdown Club of Columbus NFC Defensive Rookie of the Year  
Associated Press Rookie of the Year (fifth-place)



Barry Sanders receives a ride off the field from teammates following his record-setting performance vs. the New York Jets on December 21, 1997. With 184 yards rushing in the contest, Sanders became only the third player in NFL history to eclipse the 2,000-yard rushing mark in a season.



The Records Section

# Lions' Individual Records

(1934-97)

## SERVICE

### Most Seasons

- 15 by Wayne Walker, 1958-72  
 14 by Dick LeBeau, 1959-72  
 13 by Joe Schmidt, 1953-65  
 by Darris McCord, 1955-67  
 by Larry Hand, 1965-77  
 by Kevin Glover, 1985-97  
 12 by Alex Karras, 1958-62, 64-70  
 by Paul Naumoff, 1967-78  
 by Leonard Thompson, 1975-86  
 by Eddie Murray, 1980-91

### Most Games Played

- 200 by Wayne Walker (15 seasons), 1958-72  
 185 by Dick LeBeau (14 seasons), 1959-72  
 177 by Kevin Glover (13 seasons), 1985-97  
 175 by Leonard Thompson (12 seasons), 1975-86  
 174 by Eddie Murray (12 seasons), 1980-91  
 168 by Paul Naumoff (12 seasons), 1967-78  
 by Darris McCord (13 seasons), 1955-67  
 164 by Lomas Brown (11 seasons), 1985-95  
 by Larry Hand (13 seasons), 1965-77  
 161 by Alex Karras (12 seasons), 1958-62, 64-70  
 154 by Joe Schmidt (13 seasons), 1953-65  
 150 by Dexter Bussey (11 seasons), 1974-84  
 146 by William Gay (10 seasons), 1978-87  
 140 by Lem Barney (11 seasons), 1967-77  
 by Jim Gibbons (9 seasons), 1958-68  
 139 by Ed Flanagan (10 seasons), 1965-74  
 138 by Bob Kowalkowski (11 seasons), 1966-76  
 137 by Barry Sanders (9 seasons), 1989-97  
 135 by Charlie Weaver (11 seasons), 1971-81  
 134 by John Gordy (10 seasons), 1957, 59-67  
 133 by Yale Lary (11 seasons), 1952-53, 56-64  
 131 by Doug English (10 seasons), 1975-79, 81-85  
 128 by Charlie Sanders (10 seasons), 1968-77  
 126 by Jim Martin (11 seasons), 1951-61  
 124 by Curtis Green (9 seasons), 1981-89  
 123 by Horace King (9 seasons), 1975-83  
 by Michael Cofer (10 seasons), 1983-92  
 121 by Rockne Freitas (10 seasons), 1968-77

## RUSHING

### Most Attempts - Career

- 2,719 by Barry Sanders, 1989-97  
 1,203 by Dexter Bussey, 1974-84  
 1,165 by Altie Taylor, 1969-76  
 1,131 by Billy Sims, 1980-84  
 960 by James Jones, 1983-88  
 938 by Nick Pietrosante, 1959-65  
 739 by Mel Farr, 1967-73  
 693 by Ace Gutowsky, 1934-38  
 651 by Dan Lewis, 1958-64

### Most Attempts - Season

- 342 by Barry Sanders, 1991  
 335 by Barry Sanders, 1997  
 331 by Barry Sanders, 1994

- 314 by Barry Sanders, 1995  
 313 by Billy Sims, 1980  
 312 by Barry Sanders, 1992  
 307 by Barry Sanders, 1996  
 296 by Billy Sims, 1981  
 280 by Barry Sanders, 1989  
 255 by Barry Sanders, 1990  
 252 by James Jones, 1986  
 246 by Steve Owens, 1971  
 243 by Barry Sanders, 1993  
 225 by Dexter Bussey, 1978  
 220 by Billy Sims, 1983

### Most Attempts - Game

- 40 by Barry Sanders at Dallas, 9-19-94  
 36 by Billy Sims at Green Bay, 11-20-83  
 by James Jones vs. Miami, 10-27-85  
 by James Jones at Minnesota, 9-7-86  
 32 by Horace King vs. New England, 10-10-76  
 by Barry Sanders vs. Miami, 9-15-91  
 by Barry Sanders at New England, 9-12-93  
 30 by Rick Kane vs. Atlanta, 11-13-77  
 by Billy Sims vs. Baltimore, 11-16-80  
 by James Jones vs. San Francisco, 10-20-85  
 by Barry Sanders at Green Bay, 10-29-89  
 by Barry Sanders at Indianapolis, 9-22-91  
 by Barry Sanders vs. Cleveland, 12-13-92  
 by Eric Lynch vs. Green Bay, 1-2-94  
 by Barry Sanders at Miami, 12-7-97

### Most Yards Gained - Career

- 13,778 by Barry Sanders, 1989-97  
 5,106 by Billy Sims, 1980-84  
 5,105 by Dexter Bussey, 1974-84  
 4,297 by Altie Taylor, 1969-76  
 3,933 by Nick Pietrosante, 1959-65  
 3,452 by James Jones, 1983-88  
 3,072 by Mel Farr, 1967-73  
 2,698 by Dan Lewis, 1958-64  
 2,451 by Steve Owens, 1970-76

### Most Yards Gained - Season

- 2,053 by Barry Sanders, 1997  
 1,883 by Barry Sanders, 1994  
 1,553 by Barry Sanders, 1996  
 1,548 by Barry Sanders, 1991  
 1,500 by Barry Sanders, 1995  
 1,470 by Barry Sanders, 1989  
 1,437 by Billy Sims, 1981  
 1,352 by Barry Sanders, 1992  
 1,304 by Barry Sanders, 1990  
 1,303 by Billy Sims, 1980  
 1,115 by Barry Sanders, 1993  
 1,040 by Billy Sims, 1983  
 1,035 by Steve Owens, 1971

### Most Yards Gained - Game

- 237 by Barry Sanders vs. Tampa Bay, 11-13-94  
 220 by Barry Sanders at Minnesota, 11-24-91  
 216 by Barry Sanders vs. Indianapolis, 11-23-97  
 215 by Barry Sanders at Tampa Bay, 10-12-97  
 198 by Bob Hoernschmeyer vs. N.Y. Yanks, 11-23-50

- 197 by Mel Farr at Minnesota, 11-12-67
- 194 by Dutch Clark vs. Cincinnati, 10-28-34
- by Barry Sanders at Dallas, 9-19-94
- 189 by Billy Sims at Green Bay, 11-20-83
- 188 by Barry Sanders vs. Green Bay, 12-4-94
- 187 by Barry Sanders vs. Tampa Bay, 11-7-93
- 185 by Billy Sims at Denver, 10-11-81
- 184 by Barry Sanders at Green Bay, 10-29-89
- by Barry Sanders vs. N.Y. Jets, 12-21-97
- 179 by Barry Sanders at Indianapolis, 9-22-91
- 176 by Barry Sanders vs. L.A. Raiders, 12-10-90
- 175 by Barry Sanders at San Francisco, 12-23-96
- 174 by James Jones at Minnesota, 9-7-86
- #169 by Barry Sanders vs. Green Bay, 1-8-94
- 167 by Barry Sanders vs. Chicago, 10-23-94
- by Barry Sanders vs. Green Bay, 10-29-95
- by Barry Sanders vs. Chicago, 11-27-97
- 166 by Barry Sanders at Tampa Bay, 10-2-94
- 163 by Barry Sanders at Minnesota, 9-1-96
- 161 by Barry Sanders at Chicago, 9-14-97
- 160 by Altie Taylor vs. Green Bay, 10-28-73
- 159 by Billy Sims at Washington, 11-8-81
- 157 by Billy Sims vs. Minnesota, 9-28-80
- by Barry Sanders vs. Cleveland, 10-8-95

**Most Rushing TD's - Career**

- 95 by Barry Sanders, 1989-97
- 42 by Billy Sims, 1980-84
- 28 by Nick Pietrosante, 1959-65
- 26 by Mel Farr, 1967-73
- 24 by Altie Taylor, 1969-76
- 23 by James Jones, 1983-88
- 20 by Steve Owens, 1970-76
- 19 by Greg Landry, 1968-78
- 18 by Dexter Bussey, 1974-84

**Most Rushing TD's - Season**

- 16 by Barry Sanders, 1991
- 14 by Barry Sanders, 1989
- 13 by Billy Sims, 1980, 1981
- by Billy Sims, 1981
- by Barry Sanders, 1990
- 11 by Barry Sanders, 1995
- by Barry Sanders, 1996
- by Barry Sanders, 1997
- 9 by Mel Farr, 1970
- by Greg Landry, 1972
- by Barry Sanders, 1992

**Most Rushing TD's - Game**

- 4 by Barry Sanders at Minnesota, 11-24-91
- 3 by Dutch Clark vs. Brooklyn, 10-22-34
- by Ernie Caddel vs. Pittsburgh, 11-4-34
- by Ernie Caddel vs. Philadelphia, 9-20-35
- by Jim Ninowski at L.A. Rams, 10-30-60
- by Greg Landry at Chicago, 10-1-72
- by Billy Sims at L.A. Rams, 9-7-80
- by James Jones vs. Green Bay, 10-9-83
- by Barry Sanders at Atlanta, 12-24-89
- by Barry Sanders vs. Tampa Bay, 9-29-91
- by Barry Sanders vs. Cleveland, 10-8-95
- by Tommy Vardell vs. Indianapolis, 11-23-97
- by Barry Sanders vs. Chicago, 11-27-97

**Longest Rushing Plays**

- 961 by Bob Hoernschemeyer vs. N.Y. Yanks, 11-23-50

- 851 by Bob Hoernschemeyer vs. Green Bay, 11-22-51
- 85 by Barry Sanders at Tampa Bay, 10-2-94
- 84 by Barry Sanders vs. Chicago, 10-23-94
- 821 by Barry Sanders at Tampa Bay, 10-12-97
- 81 by Billy Sims at San Diego, 9-30-84
- 801 by Wally Triplett at Green Bay, 10-30-49
- by Barry Sanders at Tampa Bay, 10-12-97
- by Barry Sanders vs. Indianapolis, 11-23-97
- 78 by Elmer Hackney vs. Pittsburgh, 11-8-42
- 76 by Greg Landry at Green Bay, 9-20-70

**PASSING**

**Most Pass Attempts - Career**

- 2,193 by Bobby Layne, 1950-58
- 1,775 by Scott Mitchell, 1994-97
- 1,747 by Greg Landry, 1968-78
- 1,684 by Gary Danielson, 1976-84
- 1,546 by Eric Hipple, 1980-89
- 1,315 by Milt Plum, 1962-67
- 1,314 by Bill Munson, 1968-76

**Most Pass Attempts - Season**

- 583 by Scott Mitchell, 1995
- 509 by Scott Mitchell, 1997
- 437 by Scott Mitchell, 1996
- 417 by Gary Danielson, 1980
- 416 by Chuck Long, 1987
- 410 by Gary Danielson, 1984
- 406 by Eric Hipple, 1985
- 387 by Eric Hipple, 1983
- 368 by Jeff Komlo, 1979
- 351 by Gary Danielson, 1978
- 336 by Bobby Layne, 1950

**Most Pass Attempts - Game**

- 50 by Eric Hipple at L.A. Rams, 10-19-86
- by Scott Mitchell at Washington, 10-22-95
- by Scott Mitchell at Atlanta, 11-5-95
- by Scott Mitchell at Oakland, 10-13-96
- by Scott Mitchell vs. Tampa Bay, 9-7-97
- 49 by Harry Gilmer vs. New York, 12-11-55
- 48 by Eric Hipple at Cleveland, 9-28-86
- by Chuck Long vs. L.A. Rams, 12-6-87
- 47 by Chuck Long vs. Green Bay, 10-25-87
- by Scott Mitchell, at Minnesota, 9-10-95
- by Scott Mitchell, at Green Bay, 11-2-97
- 46 by Karl Sweetan at L.A. Rams, 12-4-66
- by Eric Hipple vs. Tampa Bay, 9-21-86
- by Dave Krieg at Miami, 12-25-94
- 45 by Bobby Layne vs. Chicago Bears, 11-5-50
- by Bobby Layne vs. L.A. Rams, 10-9-55
- by Bobby Layne vs. San Francisco, 10-30-55
- by Jim Ninowski at L.A. Rams, 10-30-60
- by Greg Landry at Minnesota, 10-9-77
- by Karl Sweetan vs. Green Bay, 10-30-86
- by Scott Mitchell vs. Minnesota, 11-23-95

**Most Completions - Career**

- 1,074 by Bobby Layne, 1950-58
- 1,011 by Scott Mitchell, 1994-97
- 957 by Greg Landry, 1968-78
- 952 by Gary Danielson, 1976-84
- 830 by Eric Hipple, 1980-89
- 716 by Bill Munson, 1968-76
- 671 by Milt Plum, 1962-67

**Most Completions - Season**

|     |                         |
|-----|-------------------------|
| 346 | by Scott Mitchell, 1995 |
| 293 | by Scott Mitchell, 1997 |
| 253 | by Scott Mitchell, 1996 |
| 252 | by Gary Danielson, 1984 |
| 244 | by Gary Danielson, 1980 |
| 232 | by Chuck Long, 1987     |
| 223 | by Eric Hipple, 1985    |
| 204 | by Eric Hipple, 1983    |
| 199 | by Gary Danielson, 1978 |
| 192 | by Eric Hipple, 1986    |
| 183 | by Jeff Komlo, 1979     |
| 181 | by Bill Munson, 1968    |

**Most Completions - Game**

|    |  |
|----|--|
| 33 | by Eric Hipple at Cleveland, 9-28-86<br>by Chuck Long vs. Green Bay, 10-25-87  |
| 31 | by Eric Hipple vs. Tampa Bay, 9-21-86<br>by Eric Hipple at L.A. Rams, 10-19-86<br>by Scott Mitchell at Oakland, 10-13-96   |
| 30 | by Scott Mitchell at Washington, 10-22-95<br>by Scott Mitchell vs. Minnesota, 11-23-95   |
| 29 | by Gary Danielson vs. Tampa Bay, 12-14-80<br>by Scott Mitchell vs. Tampa Bay, 9-7-97<br>by Scott Mitchell vs. San Francisco, 9-25-95<br>by Greg Landry at New Orleans, 11-14-76<br>by Scott Mitchell at Minnesota, 9-10-95   |
| 26 | by Bobby Layne vs. L.A. Rams, 10-9-55<br>by Bill Munson vs. Baltimore, 11-10-68<br>by Gary Danielson vs. Minnesota, 12-9-78<br>by Chuck Long vs. L.A. Rams, 12-6-87<br>by Scott Mitchell vs. Chicago, 12-4-95<br>by Scott Mitchell at Tampa Bay, 12-23-95          |
| 25 | by Greg Landry vs. Minnesota, 10-9-77<br>by Gary Danielson vs. Minnesota, 9-23-84<br>by Gary Danielson at Green Bay, 10-28-84<br>by Gary Danielson vs. Philadelphia, 11-4-84<br>by Gary Danielson vs. Green Bay, 11-22-84<br>by Rodney Peete vs. Green Bay, 9-8-91 |

**Most Consecutive Completions**

|    |  |
|----|--|
| 11 | by Gary Danielson vs. Green Bay, 12-21-80<br>by Dave Krieg vs. Buffalo, 11-24-94 |
|----|--|

**Most Passing Yards - Career**

|        |                            |
|--------|----------------------------|
| 15,710 | by Bobby Layne, 1950-58    |
| 12,457 | by Greg Landry, 1968-78    |
| 12,195 | by Scott Mitchell, 1994-97 |
| 11,885 | by Gary Danielson, 1976-84 |
| 8,787  | by Eric Hipple, 1980-89    |
| 8,536  | by Milt Plum, 1962-67      |
| 8,451  | by Bill Munson, 1968-76    |

**Most Passing Yards - Season**

|       |                         |
|-------|-------------------------|
| 4,338 | by Scott Mitchell, 1995 |
| 3,484 | by Scott Mitchell, 1997 |
| 3,223 | by Gary Danielson, 1980 |
| 3,076 | by Gary Danielson, 1984 |
| 2,952 | by Eric Hipple, 1985    |
| 2,917 | by Scott Mitchell, 1996 |
| 2,621 | by Earl Morrall, 1963   |
| 2,598 | by Chuck Long, 1987     |
| 2,577 | by Eric Hipple, 1983    |
| 2,403 | by Bobby Layne, 1951    |
| 2,378 | by Milt Plum, 1962      |
| 2,358 | by Eric Hipple, 1981    |

**Most Passing Yards - Game**

|     |  |
|-----|--|
| 410 | by Scott Mitchell vs. Minnesota, 11-23-95  |
| 374 | by Bobby Layne vs. Chicago Bears, 11-5-50  |
| 364 | by Bobby Layne vs. Pittsburgh, 9-27-53   |
| 362 | by Chuck Long vs. Green Bay, 10-25-87  |
| 360 | by Gary Danielson vs. Tampa Bay, 12-14-80  |
| 352 | by Gary Danielson vs. Minnesota, 12-9-78<br>by Scott Mitchell at Tampa Bay, 12-23-95 |
| 351 | by Dave Krieg vs. Buffalo, 12-24-94  |
| 348 | by Gary Danielson vs. Atlanta, 10-5-80   |
| 347 | by Milt Plum vs. Los Angeles, 11-1-64<br>by Gary Danielson vs. Minnesota, 12-19-82   |
| 344 | by Bob Gagliano at N.Y. Giants, 9-17-89  |

**Most Touchdown Passes - Career**

|     |  |
|-----|--|
| 118 | by Bobby Layne, 1950-58                          |
| 80  | by Greg Landry, 1968-78                          |
| 78  | by Scott Mitchell, 1994-97                       |
| 69  | by Gary Danielson, 1976-84                       |
| 56  | by Bill Munson, 1968-76                          |
| 55  | by Milt Plum, 1962-67<br>by Eric Hipple, 1980-89 |
| 53  | by Earl Morrall, 1958-64                         |

**Most Touchdown Passes - Season**

|    |   |
|----|---|
| 32 | by Scott Mitchell, 1995   |
| 26 | by Bobby Layne, 1951  |
| 24 | by Earl Morrall, 1963   |
| 19 | by Bobby Layne, 1953<br>by Scott Mitchell, 1997                       |
| 18 | by Milt Plum, 1964<br>by Greg Landry, 1972<br>by Gary Danielson, 1978 |

**Most Touchdown Passes - Game**

|   |   |
|---|---|
| 5 | by Gary Danielson vs. Minnesota, 12-9-78                      |
| 4 | (15 times) most recent -- Scott Mitchell vs. Chicago, 9-22-96 |

**Most Passes Had Intercepted - Career**

|     |                            |
|-----|----------------------------|
| 142 | by Bobby Layne, 1950-58    |
| 87  | by Milt Plum, 1962-67      |
| 81  | by Greg Landry, 1968-78    |
| 71  | by Gary Danielson, 1976-84 |
| 70  | by Eric Hipple, 1980-89    |
| 54  | by Scott Mitchell, 1994-97 |
| 49  | by Rodney Peete, 1989-93   |
| 42  | by Bill Munson, 1968-76    |
| 41  | by Earl Morrall, 1958-64   |

**Most Passes Had Intercepted - Season**

|    |   |
|----|---|
| 23 | by Bobby Layne, 1951<br>by Jeff Komlo, 1979 |
| 21 | by Bobby Layne, 1953                        |

**Fewest Passes Had Intercepted - Season  
(Minimum 100 att.)**

|   |  |
|---|--|
| 3 | by Dwight Sloan, 1939 (102 att.)<br>by Erik Kramer, 1993 (138 att.)<br>by Dave Krieg, 1994 (212 att.)<br>by Don Majkowski, 1996 (103 att.) |
| 4 | by Harry Gilmer, 1955 (122 att.)   |
| 5 | by Fred Enke, 1949 (142 att.)  |
| 6 | by Chuck Long, 1988 (141 att.)<br>by Erik Kramer, 1991 (265 att.)  |

**Most Passes Had Intercepted - Game**

- 7 by Frank Sinkwich vs. Green Bay, 10-24-43
- #6 by Bobby Layne at Cleveland, 12-26-54
- 5 by Jim Ninowski at Los Angeles, 10-30-60
- by Gary Danielson at St. Louis, 12-3-78
- by Eric Hipple at Minnesota, 9-25-83

**Longest Passing Plays**

- \*99t by Karl Sweetan to Pat Studstill at Baltimore, 10-16-66
- 97t by Bobby Layne to Cloyce Box vs. Green Bay, 11-26-53
- 94t by Eric Hipple to Leonard Thompson vs. Chicago, 10-19-81
- 93t by Rodney Peete to Herman Moore at Minnesota, 10-31-93
- 92t by Milt Plum to Dan Lewis at Cleveland, 11-15-64
- 91t by Scott Mitchell to Brett Perriman at Tampa Bay, 12-23-95
- 88t by Dave Ryan to John Greene vs. Pittsburgh, 11-10-46
- 87t by Gary Danielson to Billy Sims at Green Bay, 9-14-80

**RECEIVING**

**Most Receptions - Career**

- 528 by Herman Moore, 1991-97
- 428 by Brett Perriman, 1991-96
- 336 by Charlie Sanders, 1968-77
- 325 by Gail Cogdill, 1960-68
- 314 by Barry Sanders, 1989-97
- 287 by Jim Gibbons, 1958-68
- 285 by James Jones, 1983-88
- 277 by Leonard Thompson, 1975-86
- 245 by David Hill, 1976-82
- 227 by Terry Barr, 1957-65
- 223 by Fred Scott, 1978-83

**Most Receptions - Season**

- \*123 by Herman Moore, 1995
- 108 by Brett Perriman, 1995
- 106 by Herman Moore, 1996
- 104 by Herman Moore, 1997
- 94 by Brett Perriman, 1996
- 80 by Johnnie Morton, 1997
- 77 by James Jones, 1984
- 72 by Herman Moore, 1994
- 70 by Richard Johnson, 1989
- 69 by Brett Perriman, 1992
- 67 by Pat Studstill, 1966
- 66 by Bob Mann, 1949
- by Terry Barr, 1963
- 64 by Richard Johnson, 1990
- 62 by Fred Scott, 1979
- 61 by Herman Moore, 1993

**Most Receptions - Game**

- 14 by Herman Moore vs. Chicago, 12-4-95
- 12 by Cloyce Box at Baltimore, 12-3-50
- by James Jones at Cleveland, 9-28-86
- by Brett Perriman at Chicago, 11-19-95
- by Brett Perriman vs. Minnesota, 11-23-95
- by Herman Moore at Minnesota, 9-1-96
- 11 by Mel Farr vs. Minnesota, 10-7-73

- by Billy Sims vs. San Francisco, 11-2-80
- by Herman Moore vs. New Orleans, 9-21-97
- 10 (15 times) most recent -- Herman Moore vs. Minnesota, 11-16-97

**Most Receiving Yards - Career**

- 7,484 by Herman Moore, 1991-97
- 5,244 by Brett Perriman, 1991-96
- 5,220 by Gail Cogdill, 1960-68
- 4,817 by Charlie Sanders, 1968-77
- 4,682 by Leonard Thompson, 1975-86
- 3,810 by Terry Barr, 1957-65
- 3,651 by Fred Scott, 1978-83

**Most Receiving Yards - Season**

- 1,686 by Herman Moore, 1995
- 1,488 by Brett Perriman, 1995
- 1,296 by Herman Moore, 1996
- 1,293 by Herman Moore, 1997
- 1,266 by Pat Studstill, 1966
- 1,173 by Herman Moore, 1994
- 1,091 by Richard Johnson, 1989
- 1,086 by Terry Barr, 1963
- 1,057 by Johnnie Morton, 1997
- 1,030 by Terry Barr, 1964
- 1,022 by Fred Scott, 1981
- 1,021 by Brett Perriman, 1996
- 1,014 by Bob Mann, 1949
- 1,009 by Cloyce Box, 1950

**Most Receiving Yards - Game**

- 302 by Cloyce Box vs. Baltimore, 12-3-50
- 248 by Richard Johnson vs. New Orleans, 12-3-89
- 202 by Cloyce Box vs. Dallas, 12-13-52
- 183 by Herman Moore vs. Chicago, 12-4-95
- 182 by Bob Mann vs. Green Bay, 12-11-49
- 179 by Leonard Thompson vs. Cleveland, 9-11-83
- 176 by Herman Moore at Atlanta, 11-5-95
- 174 by Johnnie Morton vs. Chicago, 9-22-96

**Most Receiving TD's - Career**

- 52 by Herman Moore, 1991-97
- 35 by Terry Barr, 1957-65
- by Leonard Thompson, 1975-86
- 32 by Cloyce Box, 1949-50, 1952-54
- 31 by Charlie Sanders, 1968-77
- 28 by Gail Cogdill, 1960-68
- 26 by Larry Walton, 1969-76

**Most Receiving TD's - Season**

- 15 by Cloyce Box, 1952
- 14 by Herman Moore, 1995
- 13 by Terry Barr, 1963
- 12 by Leon Hart, 1951
- 11 by Cloyce Box, 1950
- by Herman Moore, 1994
- 10 by Gail Cogdill, 1963

**Most Receiving TD's - Game**

- 4 by Cloyce Box at Baltimore, 12-3-50 (from Bobby Layne (3), Fred Enke)
- 3 (ten times) most recent - Herman Moore vs. Green Bay, 10-29-95 (from Scott Mitchell)

## INTERCEPTIONS

**Most Passes Intercepted - Career**

|    |                                |
|----|--------------------------------|
| 62 | by Dick LeBeau, 1959-72        |
| 56 | by Lem Barney, 1967-77         |
| 50 | by Yale Lary, 1952-53, 1956-64 |
| 46 | by Jack Christiansen, 1951-58  |
| 36 | by Jim David, 1952-59          |

**Most Passes Intercepted - Season**

|    |                            |
|----|----------------------------|
| 12 | by Don Doll, 1950          |
|    | by Jack Christiansen, 1953 |
| 11 | by Don Doll, 1949          |
| 10 | by Jack Christiansen, 1957 |
|    | by Lem Barney, 1967        |

**Most Passes Intercepted - Game**

|   |   |
|---|---|
| 4 | by Don Doll at Chicago Cardinals, 10-23-49                    |
| 3 | (15 times) most recent - Bobby Watkins at Green Bay, 12-12-82 |

**Most Interception Return Yards - Career**

|       |                                |
|-------|--------------------------------|
| 1,051 | by Lem Barney, 1967-77         |
| 787   | by Yale Lary, 1952-53, 1956-64 |
| 762   | by Dick LeBeau, 1959-72        |
| 719   | by Bob Smith, 1949-53          |
| 717   | by Jack Christiansen, 1951-58  |

**Most Interception Return Yards - Season**

|     |                            |
|-----|----------------------------|
| 301 | by Don Doll, 1949          |
| 238 | by Jack Christiansen, 1953 |
| 232 | by Lem Barney, 1967        |
| 218 | by Bob Smith, 1949         |
| 208 | by Dick Jauron, 1973       |

**Longest Interception Returns**

|      |  |
|------|--|
| 102t | by Bob Smith vs. Chicago, 11-24-49       |
| 100t | by Vern Huffman vs. Brooklyn, 10-17-37   |
| 96t  | by Ray Crockett vs. Dallas, 10-27-91     |
| 95t  | by Don Doll at Pittsburgh, 10-8-49       |
|      | by Dick Jauron at Chicago, 11-18-73      |
| 92t  | by Jack Christiansen at L.A., 11-1-53    |
| 90t  | by Bob Smith at Pittsburgh, 11-9-52      |
|      | by Devon Mitchell vs. Green Bay, 12-4-88 |

## SCORING

**Most Points - Career**

|       |                           |
|-------|---------------------------|
| 1,113 | by Eddie Murray, 1980-91  |
| 637   | by Jason Hanson, 1992-97  |
| 636   | by Errol Mann, 1969-76    |
| 630   | by Barry Sanders, 1989-97 |
| 534   | by Doak Walker, 1950-55   |
| 345   | by Wayne Walker, 1958-72  |
| 316   | by Herman Moore, 1991-97  |
| 282   | by Billy Sims, 1980-84    |
| 259   | by Jim Martin, 1951-61    |

**Most Points - Season**

|     |                       |
|-----|-----------------------|
| 132 | by Jason Hanson, 1995 |
| 130 | by Jason Hanson, 1993 |
| 128 | by Doak Walker, 1950  |
| 121 | by Eddie Murray, 1981 |
| 117 | by Jason Hanson, 1997 |
| 116 | by Eddie Murray, 1980 |

|     |                        |
|-----|------------------------|
| 113 | by Eddie Murray, 1983  |
| 109 | by Eddie Murray, 1985  |
| 106 | by Doak Walker, 1954   |
| 103 | by Errol Mann, 1971    |
| 102 | by Barry Sanders, 1991 |

**Most Points - Game**

|    |   |
|----|---|
| 24 | by Dutch Clark vs. Brooklyn, 10-22-34     |
|    | by Doak Walker at Green Bay, 11-19-50     |
|    | by Cloyce Box at Baltimore, 12-3-50       |
|    | by Barry Sanders at Minnesota, 11-24-91   |
| 21 | by Doak Walker vs. Chicago Bears, 9-26-54 |
| 20 | by Garo Yepremian at Minnesota, 11-13-66  |
| 19 | by Doak Walker vs. NY Yanks, 10-8-51      |
|    | #by Pat Harder vs. Los Angeles, 12-21-52  |

**Most Total TD's - Career**

|     |                                 |
|-----|---------------------------------|
| 105 | by Barry Sanders, 1989-97       |
| 52  | by Herman Moore, 1991-97        |
| 47  | by Billy Sims, 1980-84          |
| 38  | by Terry Barr, 1957-65          |
|     | by Leonard Thompson, 1975-86    |
| 36  | by Mel Farr, 1967-73            |
| 34  | by Doak Walker, 1950-55         |
| 33  | by James Jones, 1983-88         |
| 32  | by Cloyce Box, 1949-50, 1952-54 |
| 31  | by Leon Hart, 1950-57           |

**Most Total TD's - Season**

|    |                        |
|----|------------------------|
| 17 | by Barry Sanders, 1991 |
| 16 | by Barry Sanders, 1990 |
|    | by Billy Sims, 1980    |
| 15 | by Cloyce Box, 1952    |
|    | by Billy Sims, 1981    |
| 14 | by Barry Sanders, 1989 |
|    | by Herman Moore, 1995  |
|    | by Barry Sanders, 1997 |
| 13 | by Terry Barr, 1963    |

**Most Total TD's - Game**

|   |   |
|---|---|
| 4 | by Dutch Clark vs. Brooklyn (r-4), 10-22-34   |
|   | by Cloyce Box at Baltimore (p-4), 12-3-50     |
|   | by Barry Sanders at Minnesota (r-4), 11-24-91 |

**Most Return TD's - Career**

|    |                               |
|----|-------------------------------|
| 11 | by Jack Christiansen, 1951-58 |
| 10 | by Lem Barney, 1967-77        |

**Most Return TD's - Season**

|   |                                  |
|---|----------------------------------|
| 4 | by Jack Christiansen (p-4), 1951 |
| 3 | by Lem Barney (i-3), 1967        |
|   | by Mel Gray (k-3), 1994          |

**Most Return TD's - Game**

|   |  |
|---|--|
| 2 | by Jack Christiansen vs. Los Angeles (p-2), 10-14-51 |
|   | by Jack Christiansen vs. Green Bay (p-2), 11-22-51   |
|   | by Eddie Payton vs. Minnesota (p-1 k-1), 12-17-77    |

**Most Extra Points - Career**

|     |                          |
|-----|--------------------------|
| 384 | by Eddie Murray, 1980-91 |
| 220 | by Jason Hanson, 1992-97 |
| 213 | by Errol Mann, 1969-76   |
| 183 | by Doak Walker, 1950-55  |
| 172 | by Wayne Walker, 1958-72 |

**Most Extra Points - Season**

- 48 by Jason Hanson, 1995
- 46 by Eddie Murray, 1981
- 43 by Doak Walker, 1951  
by Doak Walker, 1954
- 41 by Errol Mann, 1970
- 40 by Eddie Murray, 1991
- 39 by Jason Hanson, 1994  
by Jason Hanson, 1997
- 38 by Doak Walker, 1950  
by Errol Mann, 1972  
by Eddie Murray, 1983

**Most Extra Points - Game**

- #8 by Jim Martin vs. Cleveland, 12-29-57
- 7 by Doak Walker vs. N.Y. Yanks, 11-23-50  
by Doak Walker vs. Green Bay, 11-22-51  
by Jason Hanson vs. Chicago, 11-27-97

**Most Field Goals - Career**

- 244 by Eddie Murray, 1980-91
- 141 by Errol Mann, 1969-76
- 139 by Jason Hanson, 1992-97
- 56 by Jim Martin, 1951-61
- 53 by Wayne Walker, 1958-72
- 49 by Doak Walker, 1950-55

**Most Field Goals - Season**

- 34 by Jason Hanson, 1993
- 28 by Jason Hanson, 1995
- 27 by Eddie Murray, 1980
- 26 by Eddie Murray, 1985  
by Jason Hanson, 1997
- 25 by Errol Mann, 1969  
by Eddie Murray, 1981  
by Eddie Murray, 1983

**Most Field Goals - Game**

- 6 by Garo Yepremian at Minnesota, 11-13-66
- 5 by Eddie Murray at Green Bay, 9-14-80
- 4 (18 times) most recent - Jason Hanson vs. Green Bay, 9-28-97

**Consecutive Field Goals**

- 24 by Jason Hanson, from 9-7-97 (vs. Tampa Bay) to 11-14-97 (vs. Minnesota)
- 19 by Eddie Murray, from 11-13-88 (vs. Tampa Bay) to 11-12-89 (vs. Green Bay)

**Longest Field Goals**

- 56 by Jason Hanson vs. Cleveland, 10-8-95
- 55 by Jason Hanson vs. Indianapolis, 11-23-97
- 54 by Glenn Presnell at Green Bay, 10-7-34  
by Eddie Murray at Cincinnati, 12-11-83  
#by Eddie Murray at San Francisco, 12-31-83
- 53 by Eddie Murray vs. Chicago, 10-19-81  
by Eddie Murray vs. L.A. Rams, 12-6-87  
by Jason Hanson vs. Green Bay, 1-2-94  
by Jason Hanson vs. Green Bay, 9-28-97
- 52 by Jim Martin vs. Baltimore, 10-23-60  
by Errol Mann at St. Louis, 12-2-73  
by Eddie Murray vs. L.A. Rams, 9-7-80  
by Eddie Murray vs. Chicago, 12-16-84  
by Eddie Murray vs. Chicago, 12-15-86  
by Jason Hanson at Washington, 9-20-92  
by Jason Hanson vs. Indianapolis, 11-23-97
- 51 (16 times) most recent - Jason Hanson at Philadelphia, 9-15-96

**PUNTING**

**Most Punts - Career**

- 536 by Jim Arnold, 1986-93
- 503 by Yale Lary, 1952-53, 56-64
- 436 by Herman Weaver, 1970-76
- 268 by Tom Skladany, 1978-82
- 266 by Mike Black, 1983-86

**Most Punts - Season**

- 97 by Jim Arnold, 1988
- 93 by Wilbur Summers, 1977
- 88 by Larry Swider, 1979
- 86 by Tom Skladany, 1978
- 84 by John Jett, 1997
- 83 by Herman Weaver, 1976
- 82 by Jim Arnold, 1989
- 80 by Herman Weaver, 1975
- 78 by Pat Studstill, 1965
- 76 by Mike Black, 1984
- 75 by Jim Arnold, 1991

**Most Punts - Game**

- 10 by Wilbur Summers at San Fran., 10-23-77
- 10 by George Grimes at Chicago Bears, 10-17-48  
by Jerry DePoyster at Los Angeles, 11-3-68  
by Lem Barney vs. Minnesota, 11-27-69  
by Mike Black vs. L.A. Raiders, 12-10-84  
by Jim Arnold at Green Bay, 12-15-91  
by Mark Royals vs. Tampa Bay, 9-8-96

**Best Gross Punting Average - Career**

- 44.29 by Yale Lary, 1952-53, 56-64
- 42.96 by Mark Royals, 1995-96
- 42.71 by Jim Arnold, 1986-93
- 42.67 by Bob Smith, 1949-54
- 42.39 by Tom Skladany, 1978-82
- 42.38 by Pat Studstill, 1961-67

**Best Gross Punting Average - Season**

- 48.9 by Yale Lary, 1963
- 48.4 by Yale Lary, 1961
- 47.1 by Yale Lary, 1959

**Best Net Punting Average - Season**

- 39.6 by Jim Arnold, 1987

**Longest Punts**

- 85 by Bill Shepherd vs. N.Y. Giants, 11-15-36
- 81 by Bill DeCorrevont at Washington, 10-6-46
- 78 by Pat Studstill vs. Green Bay, 10-8-67
- 75 by Bob Smith vs. N.Y. Yanks, 10-8-51
- 74 by Tom Skladany vs. Oakland, 9-27-81  
by Yale Lary at San Francisco, 9-13-64  
by Larry Swider vs. Minnesota, 9-30-79
- 71 by Jim Arnold at San Francisco, 12-28-92
- 69 by Herman Weaver at Chicago, 9-12-76  
by Jim Arnold at Green Bay, 11-20-88  
by Mark Royals at Minnesota, 9-10-95
- 68 by Jim Arnold at L.A. Rams, 10-24-93

## PUNT RETURNS

**Most Punt Returns - Career**

|     |                                |
|-----|--------------------------------|
| 143 | by Lem Barney, 1967-77         |
|     | by Pete Mandley, 1984-88       |
| 132 | by Mel Gray, 1989-94           |
| 126 | by Yale Lary, 1952-53, 1956-64 |
| 118 | by Robbie Martin, 1981-84      |

**Most Punt Returns - Season**

|    |                         |
|----|-------------------------|
| 52 | by Robbie Martin, 1981  |
| 47 | by Glyn Milburn, 1997   |
| 43 | by Pete Mandley, 1986   |
| 38 | by Pete Mandley, 1985   |
| 37 | by Pete Mandley, 1988   |
| 36 | by Walter Stanley, 1989 |
| 34 | by Mel Gray, 1990       |
|    | by Glyn Milburn, 1996   |
| 32 | by Tom Watkins, 1963    |

**Most Punt Returns - Game**

|   |  |
|---|--|
| 8 | by Eddie Payton vs. Tampa Bay, 11-20-77    |
|   | by Ray Williams vs. Tampa Bay, 12-14-80    |
| 7 | by Robbie Martin at Minnesota, 10-21-84    |
|   | by Walter Stanley vs. New Orleans, 12-3-89 |

**Most Punt Return Yards - Career**

|       |                               |
|-------|-------------------------------|
| 1,428 | by Mel Gray, 1989-94          |
| 1,360 | by Pete Mandley, 1984-88      |
| 1,312 | by Lem Barney, 1967-77        |
| 1,118 | by Robbie Martin, 1981-84     |
| 1,084 | by Jack Christiansen, 1951-58 |

**Most Punt Return Yards - Season**

|     |                            |
|-----|----------------------------|
| 496 | by Walter Stanley, 1989    |
| 457 | by Pat Studstill, 1962     |
| 450 | by Robbie Martin, 1981     |
| 433 | by Glyn Milburn, 1997      |
| 403 | by Pete Mandley, 1985      |
| 399 | by Tom Watkins, 1963       |
| 385 | by Mel Gray, 1991          |
| 362 | by Mel Gray, 1990          |
| 343 | by Jack Christiansen, 1951 |

**Most Punt Return Yards - Game**

|     |  |
|-----|--|
| 184 | by Tom Watkins vs. San Francisco, 10-6-63    |
| 175 | by Jack Christiansen vs. Green Bay, 11-22-51 |
| 140 | by Robbie Martin vs. Pittsburgh, 11-24-83    |
| 126 | by Jack Christiansen vs. L.A. Rams, 10-14-51 |
| 113 | by Pat Studstill at L.A. Rams, 11-4-62       |
| 109 | by Pete Mandley vs. Atlanta, 12-21-86        |
| 105 | by Eddie Payton vs. Minnesota, 12-17-77      |
| 104 | by Walter Stanley at Green Bay, 11-12-89     |

**Longest Punt Returns**

|     |  |
|-----|--|
| 90t | by Tommy Watkins vs. San Francisco, 10-6-63  |
| 89t | by Jack Christiansen vs. Green Bay, 11-22-51 |
| 87t | by Eddie Payton vs. Minnesota, 12-17-77      |
| 84t | by Bill Dudley at Chicago Bears, 10-19-47    |

## KICKOFF RETURNS

**Most Kickoff Returns - Career**

|     |                           |
|-----|---------------------------|
| 216 | by Mel Gray, 1989-94      |
| 122 | by Alvin Hall, 1981-85    |
| 119 | by Glyn Milburn, 1996-97  |
| 91  | by Tom Watkins, 1962-67   |
| 75  | by Pat Studstill, 1961-67 |

**Most Kickoff Returns - Season**

|    |                        |
|----|------------------------|
| 64 | by Glyn Milburn, 1996  |
| 55 | by Glyn Milburn, 1997  |
| 48 | by Herman Hunter, 1986 |
| 45 | by Mel Gray, 1994      |
| 42 | by Mel Gray, 1992      |
| 41 | by Mel Gray, 1990      |
| 39 | by Alvin Hall, 1985    |
| 38 | by Jimmie Jones, 1974  |
| 36 | by Mel Gray, 1991      |
| 32 | by Gary Lee, 1987      |
| 29 | by Pat Studstill, 1964 |
| 28 | by Mel Gray, 1993      |

**Most Kickoff Returns - Game**

|   |   |
|---|---|
| 8 | by Mel Gray vs. Dallas, 11-8-92           |
| 7 | by Joe Watt at Chicago Cardinals, 11-7-48 |
|   | by John Arnold at Atlanta, 10-5-80        |
|   | by Gary Lee vs. Green Bay, 10-25-87       |
| 6 | by Lem Barney vs. Philadelphia, 12-5-71   |
|   | by Herman Hunter vs. Green Bay, 11-27-86  |
|   | by Mel Gray vs. Chicago, 9-24-89          |
|   | by Walter Stanley at Houston, 11-5-89     |
|   | by Johnnie Morton vs. Arizona, 9-17-95    |
|   | by Glyn Milburn vs. Green Bay, 12-15-96   |
|   | by Glyn Milburn at New Orleans, 9-21-97   |
|   | by Glyn Milburn at Miami, 12-7-97         |

**Most Kickoff Return Yards - Career**

|       |                           |
|-------|---------------------------|
| 5,478 | by Mel Gray, 1989-94      |
| 2,942 | by Glyn Milburn, 1996-97  |
| 2,714 | by Alvin Hall, 1981-85    |
| 2,262 | by Tom Watkins, 1962-67   |
| 1,924 | by Pat Studstill, 1961-67 |
| 1,595 | by Tom Vaughn, 1965-71    |

**Most Kickoff Return Yards - Season**

|       |                        |
|-------|------------------------|
| 1,627 | by Glyn Milburn, 1996  |
| 1,315 | by Glyn Milburn, 1997  |
| 1,276 | by Mel Gray, 1994      |
| 1,007 | by Herman Hunter, 1986 |
| 1,006 | by Mel Gray, 1992      |
| 939   | by Mel Gray, 1990      |
| 929   | by Mel Gray, 1991      |
| 927   | by Jimmie Jones, 1974  |
| 886   | by Alvin Hall, 1985    |
| 719   | by Gary Lee, 1987      |
| 708   | by Pat Studstill, 1964 |
| 688   | by Mel Gray, 1993      |
| 670   | by Lem Barney, 1968    |

**Most Kickoff Return Yards - Game**

|     |  |
|-----|--|
| 294 | by Wally Triplett at Los Angeles, 10-29-50 |
| 189 | by Glyn Milburn vs. Chicago, 11-27-97      |
| 184 | by Eddie Payton vs. Minnesota, 12-17-77    |
| 178 | by Mel Gray vs. Dallas, 11-8-92            |
| 177 | by Tom Watkins at Green Bay, 11-7-65       |

- 174 by Mel Gray vs. Chicago, 10-23-94
- 170 by Lem Barney vs. Philadelphia, 12-5-71
- 165 by Mel Gray vs. Chicago, 9-24-89
- 160 by John Arnold vs. Green Bay, 12-15-79
- 157 by Glyn Milburn at New Orleans, 9-21-97
- 155 by Bobby Williams at Minnesota, 11-15-70
- 148 by Glyn Milburn at San Diego, 11-11-96
- 147 by Alvin Hall vs. Chicago, 12-22-85
- 145 by Glyn Milburn vs. Seattle, 11-18-96
- 143 by Glyn Milburn vs. N.Y. Giants, 10-27-96
- 142 by Vernon Turner at Minnesota, 10-31-93
- 141 by Gary Lee vs. Green Bay, 10-25-87
- 140 by Glyn Milburn vs. Green Bay, 12-15-96
- 138 by Earl Girard at Los Angeles, 11-1-53
- 136 by Johnnie Morton vs. Arizona, 9-7-95

**Longest Kickoff Returns**

- 104t by Terry Barr (92) and Gene Gedman (12) at Los Angeles, 10-26-58
- 102t by Ron Jessie vs. Chicago, 10-24-71
- by Mel Gray vs. Chicago, 10-23-94
- 101t by Bill Jefferson vs. Chi. Bears, 11-23-41
- 100t by Pat Studstill vs. Chicago, 9-26-61
- 98t by Ned Mathews vs. Phil/Pitt, 11-21-43
- by Lem Barney at Los Angeles, 11-3-68
- by Eddie Payton vs. Minnesota, 12-17-77
- by Mel Gray vs. Minnesota, 12-17-94

**QUARTERBACK SACKS**

(Since 1973)

**Most Quarterback Sacks - Career**

- 75.5 by Al Baker, 1978-82
- 63.0 by Michael Cofer, 1983-92
- 61.0 by William Gay, 1978-87
- 59.0 by Doug English, 1975-79, 81-85
- 40.0 by Robert Porcher, 1992-97
- 39.0 by Ken Sanders, 1972-79
- 37.0 by Dave Pureifory, 1978-82
- 37.0 by Tracy Scroggins, 1992-97
- 33.5 by Curtis Green, 1981-89
- 28.5 by Keith Ferguson, 1985-91
- 26.5 by Charlie Weaver, 1971-81
- 25.5 by Jimmy Williams, 1982-90

**Most Quarterback Sacks - Season**

- 23.0 by Al Baker, 1978
- 18.0 by Al Baker, 1980
- 16.0 by Al Baker, 1979
- 13.5 by William Gay, 1983
- 13.0 by Doug English, 1983
- 12.5 by Robert Porcher, 1997
- 12.0 by Michael Cofer, 1988
- 11.0 by Larry Hand, 1973
- 12.0 by Dave Pureifory, 1981
- 10.5 by John Woodcock, 1978
- 10.5 by Henry Thomas, 1995

**Most Quarterback Sacks - Game**

- 5.5 by William Gay at Tampa Bay, 9-4-83
- 5.0 by Al Baker vs. Tampa Bay, 11-12-78
- 4.0 by Al Baker vs. San Diego, 10-22-78
- by Doug English vs. Denver, 11-23-78
- by Al Baker vs. Chicago, 11-22-79
- by Doug English vs. Minnesota, 12-12-82
- by Keith Ferguson at Philadelphia, 11-16-86
- 3.5 by Al Baker vs. Chicago, 11-27-80
- by Michael Cofer at Chicago, 11-22-87
- by Robert Porcher vs. Indianapolis, 11-23-97

**TACKLES**

(Since 1973 - Unofficial)

**Most Tackles - Career**

- 1,138 by Chris Spielman, 1988-95
- 815 by Bennie Blades, 1988-96
- 706 by Ken Fantetti, 1979-85
- 696 by Doug English, 1975-79, 81-85
- 691 by Charlie Weaver, 1971-81
- 653 by Jimmy Williams, 1982-90
- 532 by Paul Naumoff, 1967-78
- 511 by Michael Cofer, 1983-92
- 495 by George Jamison, 1987-93, 97
- 489 by Ed O'Neil, 1974-79
- 479 by Dennis Gibson, 1987-93

**Most Tackles - Season**

- 195 by Chris Spielman, 1994
- 192 by Stephen Boyd, 1997
- 153 by Chris Spielman, 1988
- 152 by Reggie Brown, 1997
- 148 by Chris Spielman, 1993
- 147 by Alvin Hall, 1984
- 146 by Chris Spielman, 1992
- 143 by Paul Naumoff, 1975
- 141 by Ed O'Neil, 1978
- 137 by Chris Spielman, 1995

**Most Tackles - Game**

- 21 by Paul Naumoff vs. Cleveland, 11-9-75
- 19 by Stephen Boyd at Washington, 11-9-97
- 18 by Ed O'Neil vs. Minnesota, 12-17-77
- by Chris Spielman at Buffalo, 12-22-91
- by Bennie Blades vs. Seattle, 11-18-96
- 17 by James Harrell at Minnesota, 11-18-79
- by Chris Spielman at Dallas, 9-19-94
- by Chris Spielman vs. Minnesota, 12-17-94
- 16 (nine times) most recent -- Ron Rice at Washington, 11-9-97

# Post-season mark

\* NFL record

# Lions' Team Records

(1934-97)

## SEASON

### RUSHING

#### Most Attempts

|     |                  |
|-----|------------------|
| 596 | (1981, 16 games) |
| 572 | (1980, 16 games) |
| 532 | (1971, 14 games) |
|     | (1975, 14 games) |
| 524 | (1978, 16 games) |
| 516 | (1976, 14 games) |
| 514 | (1970, 14 games) |
| 513 | (1983, 16 games) |
| 507 | (1956, 12 games) |
| 496 | (1973, 14 games) |

#### Most Yards Gained

|       |                  |
|-------|------------------|
| 2,885 | (1936, 12 games) |
| 2,795 | (1981, 16 games) |
| 2,763 | (1934, 13 games) |
| 2,599 | (1980, 16 games) |
| 2,464 | (1997, 16 games) |
| 2,376 | (1971, 14 games) |
| 2,213 | (1976, 14 games) |
| 2,181 | (1983, 16 games) |
| 2,163 | (1978, 16 games) |
| 2,147 | (1975, 14 games) |

### PASSING

#### Most Attempts

|     |                  |
|-----|------------------|
| 605 | (1995, 16 games) |
| 541 | (1996, 16 games) |
| 540 | (1997, 16 games) |
| 531 | (1984, 16 games) |
| 509 | (1987, 15 games) |
| 503 | (1983, 16 games) |
| 500 | (1986, 16 games) |
| 477 | (1988, 16 games) |
| 462 | (1985, 16 games) |
| 460 | (1990, 16 games) |

#### Most Completions

|     |                  |
|-----|------------------|
| 362 | (1995, 16 games) |
| 309 | (1996, 16 games) |
| 304 | (1997, 16 games) |
| 298 | (1984, 16 games) |
| 286 | (1986, 16 games) |
| 275 | (1987, 15 games) |
| 264 | (1993, 16 games) |
| 263 | (1983, 16 games) |
| 254 | (1985, 16 games) |
| 252 | (1991, 16 games) |

#### Most Yards Gained

|       |                  |
|-------|------------------|
| 4,510 | (1995, 16 games) |
| 3,787 | (1984, 16 games) |
| 3,605 | (1997, 16 games) |
| 3,463 | (1996, 16 games) |
| 3,328 | (1990, 16 games) |
| 3,316 | (1985, 16 games) |
| 3,282 | (1989, 16 games) |
| 3,150 | (1987, 15 games) |
|       | (1992, 16 games) |
| 3,138 | (1981, 16 games) |

### SCORING

#### Most Points

|     |                  |
|-----|------------------|
| 436 | (1995, 16 games) |
| 397 | (1981, 16 games) |
| 379 | (1997, 16 games) |
| 373 | (1990, 16 games) |
| 357 | (1994, 16 games) |
| 347 | (1970, 14 games) |
|     | (1983, 16 games) |
| 344 | (1952, 12 games) |
| 339 | (1972, 14 games) |
|     | (1991, 16 games) |

#### Most Touchdowns

|    |                  |
|----|------------------|
| 50 | (1995, 16 games) |
| 46 | (1981, 16 games) |
|    | (1990, 16 games) |
| 44 | (1951, 12 games) |
| 43 | (1950, 12 games) |
|    | (1952, 12 games) |
|    | (1954, 12 games) |
|    | (1994, 16 games) |
|    | (1997, 16 games) |

#### Least Points Allowed

|      |                  |
|------|------------------|
| #176 | (1982, 9 games)  |
| 177  | (1962, 14 games) |
| 188  | (1956, 12 games) |
|      | (1969, 14 games) |
| 189  | (1954, 12 games) |
| 192  | (1952, 12 games) |

### TOTAL OFFENSE

#### Most Yards Gained

|       |                  |
|-------|------------------|
| 6,115 | (1995, 16 games) |
| 5,933 | (1981, 16 games) |
| 5,798 | (1997, 16 games) |
| 5,540 | (1980, 16 games) |
| 5,318 | (1984, 16 games) |
| 5,136 | (1983, 16 games) |
| 5,013 | (1996, 16 games) |
| 5,000 | (1994, 16 games) |
| 4,992 | (1989, 16 games) |
| 4,984 | (1990, 16 games) |

#### Most Offensive Plays

|       |                  |
|-------|------------------|
| 1,076 | (1981, 16 games) |
| 1,061 | (1983, 16 games) |
| 1,040 | (1980, 16 games) |
| 1,037 | (1984, 16 games) |
| 1,028 | (1997, 16 games) |
| 1,024 | (1995, 16 games) |
| 1,011 | (1986, 16 games) |
| 1,001 | (1978, 16 games) |
| 976   | (1996, 16 games) |
| 967   | (1985, 16 games) |

### FIRST DOWNS

#### Most First Downs - Total

|     |                  |
|-----|------------------|
| 349 | (1995, 16 games) |
| 340 | (1981, 16 games) |
| 317 | (1996, 16 games) |
| 315 | (1983, 16 games) |
| 308 | (1980, 16 games) |

|     |                  |
|-----|------------------|
| 306 | (1984, 16 games) |
| 304 | (1997, 16 games) |
| 287 | (1986, 16 games) |
| 281 | (1990, 16 games) |
| 280 | (1991, 16 games) |

#### Most First Downs - Rushing

|     |                  |
|-----|------------------|
| 167 | (1981, 16 games) |
| 143 | (1980, 16 games) |
| 136 | (1983, 16 games) |
| 131 | (1971, 14 games) |
| 123 | (1976, 14 games) |
| 120 | (1997, 16 games) |

#### Most First Downs - Passing

|     |                  |
|-----|------------------|
| 230 | (1995, 16 games) |
| 180 | (1996, 16 games) |
| 170 | (1984, 16 games) |
| 166 | (1997, 16 games) |
| 164 | (1994, 16 games) |
| 156 | (1983, 16 games) |
|     | (1986, 16 games) |
|     | (1987, 15 games) |
| 152 | (1990, 16 games) |

#### Most First Downs - Penalty

|    |                  |
|----|------------------|
| 34 | (1971, 14 games) |
| 33 | (1987, 15 games) |
| 32 | (1996, 16 games) |
| 31 | (1986, 16 games) |
| 28 | (1995, 16 games) |
| 23 | (1970, 14 games) |
|    | (1972, 14 games) |
|    | (1978, 16 games) |
|    | (1981, 16 games) |
|    | (1983, 16 games) |

### TOTAL DEFENSE

#### Least Yards Allowed\*

|        |                  |
|--------|------------------|
| #2,722 | (1982, 9 games)  |
| 3,084  | (1969, 14 games) |
| 3,217  | (1962, 14 games) |
| 3,245  | (1952, 12 games) |
| 3,365  | (1957, 12 games) |
| 3,397  | (1960, 12 games) |

#### Least Offensive Plays\*

|     |                  |
|-----|------------------|
| 749 | (1956, 12 games) |
| 753 | (1965, 14 games) |
| 756 | (1970, 14 games) |
|     | (1971, 14 games) |
| 768 | (1957, 12 games) |
|     | (1969, 14 games) |
| 781 | (1959, 12 games) |

#### Least First Downs\*

|      |                  |
|------|------------------|
| #162 | (1982, 9 games)  |
| 180  | (1962, 14 games) |
| 181  | (1956, 12 games) |
| 182  | (1969, 14 games) |
| 186  | (1970, 14 games) |
| 194  | (1953, 12 games) |
|      | (1963, 14 games) |

\* since 1948

# strike - shortened season

**INTERCEPTIONS**

**Most Passes Intercepted**

|    |                  |
|----|------------------|
| 38 | (1953, 12 games) |
| 33 | (1952, 12 games) |
| 32 | (1949, 12 games) |
| 31 | (1950, 12 games) |
| 30 | (1954, 12 games) |

**Most Yards Gained**

|     |                  |
|-----|------------------|
| 663 | (1953, 12 games) |
| 656 | (1949, 12 games) |
| 522 | (1973, 14 games) |
| 477 | (1952, 12 games) |
| 470 | (1963, 14 games) |

**QUARTERBACK SACKS**

**Most Sacks By Lions' Defense**

|    |                            |
|----|----------------------------|
| 55 | (1978, 16 games - 482 yds) |
| 50 | (1964, 14 games - 482 yds) |
| 49 | (1965, 14 games - 411 yds) |
| 47 | (1981, 16 games - 373 yds) |
|    | (1988, 16 games - 393 yds) |

**Sacks Allowed by Lions' Offense**

|    |                            |
|----|----------------------------|
| 67 | (1976, 14 games - 490 yds) |
| 61 | (1984, 16 games - 486 yds) |
| 59 | (1992, 16 games - 354 yds) |
| 57 | (1989, 16 games - 343 yds) |
| 54 | (1977, 14 games - 441 yds) |
| 53 | (1985, 16 games - 378 yds) |
| 52 | (1988, 16 games - 410 yds) |

**PENALTIES**

**Most Times Penalized**

|     |                  |
|-----|------------------|
| 138 | (1984, 16 games) |
| 134 | (1995, 16 games) |
| 125 | (1978, 16 games) |
|     | (1992, 16 games) |
| 121 | (1989, 16 games) |
| 118 | (1983, 16 games) |
| 112 | (1981, 16 games) |
| 110 | (1979, 16 games) |
| 109 | (1994, 16 games) |
| 108 | (1996, 16 games) |

**Most Yards Penalized**

|       |                  |
|-------|------------------|
| 1,165 | (1984, 16 games) |
| 1,032 | (1995, 16 games) |
| 1,003 | (1978, 16 games) |
| 997   | (1981, 16 games) |
| 988   | (1983, 16 games) |
| 977   | (1989, 16 games) |
| 931   | (1966, 14 games) |
| 903   | (1992, 16 games) |
| 897   | (1979, 16 games) |
| 866   | (1997, 16 games) |

**SINGLE GAME**

**RUSHING**

**Most Attempts**

|    |                         |
|----|-------------------------|
| 59 | at Pittsburgh, 11-9-52  |
| 57 | vs. Atlanta, 10-3-71    |
| 56 | at Green Bay, 10-6-57   |
|    | vs. Green Bay, 10-28-73 |
| 54 | at Green Bay, 11-20-83  |

|    |                         |
|----|-------------------------|
|    | at Green Bay, 10-12-86  |
| 53 | vs. Pittsburgh, 9-24-50 |

**Most Yards Rushing**

|     |                          |
|-----|--------------------------|
| 426 | vs. Pittsburgh, 11-4-34  |
| 377 | vs. N.Y. Yanks, 11-23-50 |
| 330 | at L.A. Rams, 9-7-80     |
| 321 | at Pittsburgh, 11-9-52   |
| 306 | vs. New Orleans, 9-25-77 |
| 277 | at Minnesota, 11-12-67   |
| 273 | vs. San Diego, 10-22-78  |
| 267 | at Minnesota, 11-24-91   |
| 266 | at Green Bay, 9-20-70    |

**PASSING**

**Most Attempts**

|    |                            |
|----|----------------------------|
| 57 | vs. Chicago, 10-9-88       |
| 54 | at San Francisco, 10-24-54 |
| 50 | vs. Denver, 10-7-84        |
|    | at L.A. Rams, 10-19-86     |
|    | at Washington, 10-22-95    |
|    | at Atlanta, 11-5-95        |
|    | at Oakland, 10-13-96       |
|    | vs. Tampa Bay, 9-7-97      |
| 49 | vs. New York, 12-11-55     |
| 48 | at Cleveland, 9-28-86      |
|    | vs. L.A. Rams, 12-6-87     |
|    | at Minnesota, 9-10-95      |
| 47 | vs. Los Angeles, 10-9-55   |
|    | at Minnesota, 10-9-77      |
|    | vs. Chicago, 12-22-85      |
|    | vs. Green Bay, 10-25-87    |
|    | at Minnesota, 9-10-95      |
|    | vs. N.Y. Giants, 10-27-96  |
|    | at Green Bay, 11-2-97      |

**Most Completions**

|    |                            |
|----|----------------------------|
| 33 | at Cleveland, 9-28-86      |
|    | vs. Green Bay, 10-25-87    |
| 31 | at San Francisco, 10-24-54 |
|    | vs. Tampa Bay, 9-21-86     |
|    | at L.A. Rams, 10-19-86     |
|    | at Oakland, 10-13-96       |
| 30 | at Washington, 10-22-95    |
|    | vs. Minnesota, 11-23-95    |
| 29 | vs. Tampa Bay, 12-14-80    |
|    | vs. Tampa Bay, 9-7-97      |
| 28 | vs. San Francisco, 9-25-95 |
| 27 | vs. Los Angeles, 10-9-55   |
|    | at New Orleans, 11-14-76   |
|    | at Seattle, 12-2-84        |
|    | at Green Bay, 10-6-85      |
|    | at Minnesota, 9-10-95      |
|    | at Minnesota, 10-9-77      |
| 26 | vs. Minnesota, 12-9-78     |
|    | vs. L.A. Rams, 12-6-87     |
|    | vs. Chicago, 12-4-95       |
|    | at Tampa Bay, 12-23-95     |

**Most Net Yards Passing**

|     |                             |
|-----|-----------------------------|
| 395 | vs. Minnesota, 11-23-95     |
| 375 | vs. Pittsburgh, 9-17-53     |
| 374 | vs. Chicago, 11-5-50        |
| 370 | vs. San Francisco, 11-17-57 |
| 353 | vs. Green Bay, 11-22-84     |
| 352 | vs. Minnesota, 12-9-78      |
| 349 | at San Francisco, 10-24-54  |

|     |                         |
|-----|-------------------------|
| 348 | at Tampa Bay, 12-23-95  |
| 345 | at Baltimore, 12-3-50   |
| 341 | vs. Buffalo, 11-24-94   |
| 336 | vs. Green Bay, 10-25-87 |
| 335 | vs. Baltimore, 10-16-54 |
| 333 | at Oakland, 10-13-96    |
| 332 | vs. Tampa Bay, 12-14-80 |

**SCORING**

**Most Points Scored**

|    |                              |
|----|------------------------------|
| 59 | vs Cleveland (14), 12-29-57  |
| 55 | vs. Chicago (20), 11-27-97   |
| 52 | vs Green Bay (35), 11-22-51  |
|    | at Green Bay (17), 10-26-52  |
| 49 | vs N.Y. Yanks (14), 11-23-50 |
| 48 | vs Green Bay (24), 11-27-52  |
|    | vs Chicago (23), 9-26-54     |
|    | vs San Fran. (7), 11-14-54   |
|    | vs Chicago (17), 10-19-81    |

**Most Touchdowns**

|   |                          |
|---|--------------------------|
| 7 | vs. N.Y. Yanks, 11-23-50 |
|   | vs. Green Bay, 11-22-51  |
|   | at Green Bay, 10-26-52   |
|   | vs. Chicago, 11-27-97    |
| 6 | vs. Minnesota, 12-9-78   |
|   | vs. Pittsburgh, 11-24-83 |

**TOTAL OFFENSE**

**Most Yards Gained**

|     |                            |
|-----|----------------------------|
| 582 | vs. N.Y. Yanks, 11-23-50   |
|     | (377 rushing, 205 passing) |
| 539 | vs. Green Bay, 11-22-84    |
|     | (186 rushing, 353 passing) |
| 538 | at Baltimore, 12-4-50      |
|     | (193 rushing, 345 passing) |
| 534 | vs. Minnesota, 11-23-95    |
|     | (139 rushing, 395 passing) |
| 517 | at Dallas, 12-13-52        |
|     | (226 rushing, 291 passing) |
| 515 | vs. San Fran., 11-17-57    |
|     | (145 rushing, 370 passing) |
| 509 | at San Francisco, 11-3-63  |
|     | (201 rushing, 308 passing) |
| 507 | vs. Minnesota, 12-9-78     |
|     | (155 rushing, 352 passing) |
| 499 | at Washington, 11-8-81     |
|     | (222 rushing, 277 passing) |
| 496 | vs. Chicago, 11-27-97      |
|     | (222 rushing, 274 passing) |
| 494 | at L.A. Rams, 9-7-80       |
|     | (330 rushing, 164 passing) |

**Most Offensive Plays**

|    |                             |
|----|-----------------------------|
| 92 | at Green Bay, 11-23-50 (OT) |
|    | (54 rushing, 38 passing)    |
| 91 | at Chicago Bears, 11-22-53  |
|    | (47 rushing, 44 passing)    |
| 86 | vs. Phil., 11-4-84 (OT)     |
|    | (38 rushing, 48 passing)    |
| 83 | vs. Boston, 10-9-48         |
|    | (38 rushing, 45 passing)    |
|    | vs. Cleveland, 11-2-52      |
| 82 | vs. Los Angeles, 10-12-58   |
|    | (50 rushing, 32 passing)    |
|    | at Green Bay, 10-11-87 (OT) |
|    | (42 rushing, 40 passing)    |

**FIRST DOWNS****Most First Downs - Total**

|    |  |
|----|--|
| 33 | vs. Green Bay, 11-22-84<br>(18 rush, 15 pass)  |
| 30 | vs. Washington, 9-30-51<br>(17 rush, 11 pass, 2 pen.)  |
| 29 | vs. Cleveland, 9-24-67<br>(15 rush, 14 pass)<br>vs. San Diego, 10-22-78<br>(15 rush, 13 pass, 1 pen.)<br>vs. Minnesota, 12-12-81<br>(11 rush, 16 pass, 2 pen.) |

**Most First Downs - Rushing**

|    |  |
|----|--|
| 18 | vs. Washington, 9-30-51<br>at L.A. Rams, 9-7-80<br>vs. Green Bay, 11-22-84 |
|----|--|

**Most First Downs - Passing**

|    |   |
|----|---|
| 20 | vs. Minnesota, 11-23-95   |
| 19 | vs. Chicago, 12-4-95<br>vs. San Francisco, 9-25-95<br>at L.A. Rams, 10-19-86<br>vs. Green Bay, 10-25-87 |
| 18 | at Tampa Bay, 12-23-95<br>at Chicago Bears, 11-5-50<br>at San Francisco, 10-24-54                       |

**Most First Downs - Penalty**

|   |   |
|---|---|
| 6 | at San Francisco, 10-23-77<br>vs. Dallas, 11-8-87     |
| 5 | (five times) - most recent<br>vs. Tampa Bay, 11-12-95 |

**Most First Downs - Both Teams**

|    |   |
|----|---|
| 53 | at Washington, 10-22-95)<br>(27 Detroit, 26 Washington)<br>at San Diego, 9-30-84<br>(21 Detroit, 30 San Diego)<br>vs. Washington (OT), 11-4-90<br>(12 Detroit, 39 Washington) |
| 50 | at Atlanta (OT), 9-9-84<br>(28 Detroit, 22 Atlanta)<br>at Green Bay, 10-28-84<br>(20 Detroit, 30 Green Bay)   |

**TOTAL DEFENSE****Fewest Total Yards Allowed**

|    |   |
|----|---|
| 14 | at Chi. Cardinals, 9-15-40                              |
| 24 | at Chicago, 11-22-81<br>(44 rushing, -20 passing)       |
| 60 | vs. Minnesota, 11-24-88<br>(18 rushing, 42 passing)     |
| 61 | vs. San Francisco, 10-6-63<br>(71 rushing, -10 passing) |
| 63 | at Green Bay, 10-28-73<br>(60 rushing, 3 passing)       |
| 68 | at Green Bay, 11-7-65<br>(70 rushing, -2 passing)       |
| 69 | at Baltimore, 11-6-54<br>(39 rushing, 30 passing)       |
| 75 | vs. Chicago, 10-28-62<br>(60 rushing, 15 passing)       |
| 79 | vs. Chicago, 12-9-73<br>(46 rushing, 33 passing)        |

**Fewest Rushing Yards Allowed**

|    |                          |
|----|--------------------------|
| -3 | at Pittsburgh, 11-9-52   |
| 4  | at Indianapolis, 9-22-91 |
| 21 | vs. Atlanta, 9-5-93      |
| 22 | at Los Angeles, 11-4-62  |
| 25 | vs. Pittsburgh, 12-9-56  |
| 29 | at Chicago, 10-18-64     |

**Fewest Passing Yards Allowed**

|     |                            |
|-----|----------------------------|
| -31 | at Tampa Bay, 9-9-78       |
| -20 | at Chicago, 11-22-81       |
| -10 | vs. San Francisco, 10-6-63 |
| -2  | at Green Bay, 11-7-65      |
| 0   | at Green Bay, 11-1-71      |
| 1   | at San Francisco, 11-2-69  |
| 3   | vs. Green Bay, 10-28-73    |
| 4   | at Cleveland, 12-19-54     |

**Most Total Yards Allowed**

|     |  |
|-----|--|
| 676 | vs. Washington, 11-4-90 (OT)<br>(194 rushing, 482 passing)               |
| 566 | vs. Kansas City, 10-14-90<br>(310 rushing, 256 passing)                  |
| 565 | vs. San Francisco, 12-19-93<br>(172 rushing, 393 passing)                |
| 554 | vs. Dallas, 9-15-85<br>(102 rushing, 452 passing)                        |
| 553 | at Minnesota, 11-6-88<br>(198 rushing, 355 passing)                      |
| 546 | at Cincinnati, 11-19-89<br>(99 rushing, 447 passing)                     |
| 542 | at Dallas, 9-15-68<br>(161 rushing, 381 passing)<br>vs. Chicago, 9-24-89 |
|     | (219 rushing, 323 passing)   |
| 535 | vs. Baltimore, 10-19-58<br>(316 rushing, 219 passing)                    |
| 512 | at Oakland, 11-10-74<br>(284 rushing, 228 passing)                       |
| 505 | at San Francisco, 10-20-91<br>(233 rushing, 272 passing)                 |
| 494 | at L.A. Rams, 10-29-50<br>(65 rushing, 429 passing)                      |
| 485 | vs. Philadelphia, 12-17-61<br>(91 rushing, 394 passing)                  |
| 482 | at Green Bay, 10-1-78<br>(221 rushing, 261 passing)                      |

**SACKS BY LIONS DEFENSE****Most Quarterback Sacks**

|    |   |
|----|---|
| 11 | vs G.B. (83 yd), 11-22-62<br>at G.B. (109 yd), 11-7-65<br>at Phil. (69 yd) 11-16-86 |
| 10 | at Atlanta (66 yd), 12-8-68   |
| 9  | at G.B. (69 yd), 12-12-82   |

**Most Sack Yardage**

|     |                       |
|-----|-----------------------|
| 109 | at Green Bay, 11-7-65 |
|-----|-----------------------|

**TURNOVERS****Most Total Fumbles**

|    |  |
|----|--|
| 10 | vs. Minnesota, 12-17-67                              |
| 8  | vs. Chi. Cardinals, 9-15-40<br>at Green Bay, 12-6-92 |

|   |  |
|---|--|
| 7 | at Minnesota, 11-9-80<br>at Cincinnati, 12-11-83 |
|---|--|

**Most Fumbles Lost**

|   |  |
|---|--|
| 6 | at Minnesota, 11-24-63                               |
| 5 | (three times) most recent<br>vs. Minnesota, 12-17-67 |

**Most Interceptions Thrown**

|   |   |
|---|---|
| 9 | vs. Green Bay, 10-24-43   |
| 7 | vs. Chi. Bears, 11-22-42<br>at Cleveland, 11-26-44<br>vs. Denver, 10-7-84 |
| 6 | vs. Chicago Bears, 9-26-54  |

**Most Total Turnovers**

|    |  |
|----|--|
| 12 | vs. Chicago Bears, 11-22-42  |
| 10 | vs. Green Bay, 10-24-43<br>(9 int., 1 fum.)<br>vs. Denver, 10-7-84<br>(7 int., 3 fum.) |

**TAKEAWAYS****Most Total Takeaways**

|    |   |
|----|---|
| 10 | vs. Minnesota, 12-9-62<br>(5 int., 5 fum.)  |
| 8  | vs. Washington, 10-3-65<br>(6 int., 2 fum.)<br>at Seattle, 10-24-76<br>(6 int., 2 fum.) |
| 7  | vs. San Francisco, 10-8-78<br>(3 int., 4 fum.)  |

**Most Fumbles Recovered**

|   |   |
|---|---|
| 6 | vs. Cleveland, 9-29-40<br>vs. Green Bay, 11-27-52 |
|---|---|

**Most Passes Intercepted**

|   |  |
|---|--|
| 8 | vs. Chicago, 9-22-68   |
| 7 | at Green Bay, 9-17-50<br>at Los Angeles, 10-26-58<br>(six times) most recent<br>vs. San Francisco, 11-4-73 |

**Most Interception Yards Gained**

|     |                               |
|-----|-------------------------------|
| 192 | at Chicago, 11-18-73 (5 int)  |
| 142 | vs San Fran, 11-4-73 (6 int)  |
| 140 | at Cleve. 10-18-70 (5 int)    |
| 130 | at L.A. Ram, 10-26-58 (7 int) |
| 128 | at Chi Card, 10-23-49 (5 int) |

# Opponent's Individual Records

## RUSHING

### Most Attempts

- 33 by Steve Van Buren (Philadelphia), 10-3-49  
by Chuck Foreman (Minnesota), 12-17-77  
by Lamar Smith (Seattle), 11-17-96
- 32 by William Andrews (Atlanta), 9-18-83  
by Lewis Tillman (Chicago), 11-20-94
- 31 by Gerald Riggs (Atlanta), 9-8-85  
by Terry Allen (Washington), 11-9-97
- 30 by Eric Dickerson (L.A. Rams), 10-2-83  
by James Wilder (Tampa Bay), 10-14-84  
by Rodney Hampton (N.Y. Giants), 10-30-94

### Most Rushing Yards

- 273 by O.J. Simpson (Buffalo), 11-25-76
- 200 by Barry Word (Kansas City), 10-14-90
- 199 by Eric Dickerson (L.A. Rams), 10-2-83
- 190 by Rick Casares (Chicago), 12-16-56
- 174 by Joe Perry (San Francisco), 10-2-58

### Most Rushing TD's

- 3 by John Roland (St. Louis), 10-1-67  
by Clinton Jones (Minnesota), 11-15-70  
by Ed Podolak (Kansas City), 11-25-71  
by Kevin Long (N.Y. Jets), 9-16-79  
by Eric Dickerson (L.A. Rams), 10-2-83  
by Vince Evans (Washington), 10-23-83  
by George Wonsley (Washington), 11-11-84  
by Reggie Cobb (Tampa Bay), 11-10-91  
by John Riggins (Washington), 10-13-85  
by Bernie Parmalee (Miami), 12-25-94  
by Jamal Anderson (Atlanta), 10-6-96

### Longest Run

- 821 by Elmer Angman (St. Louis), 10-23-49  
by Tom Wilson (L.A. Rams), 10-12-58

## PASSING

### Most Pass Attempts

- 66 by Chris Miller (Atlanta), 12-24-89
- 60 by Don Majkowski (Green Bay), 11-12-89
- 52 by Vince Evans (Chicago), 10-16-83
- 50 by Chris Miller (Atlanta), 9-5-93
- 49 by Drew Bledsoe (New England), 9-12-93
- 48 by Erik Kramer (Chicago), 10-23-94
- 47 by Jim Harbaugh (Chicago), 11-28-91  
by Warren Moon (Minnesota), 11-23-95
- 46 by Don Majkowski (Green Bay), 9-30-90  
by Erik Kramer (Chicago), 9-22-96

### Most Completions

- 37 by Chris Miller (Atlanta), 12-24-89
- 35 by Don Majkowski (Green Bay), 11-12-89
- 31 by Jeff George (Atlanta), 11-5-95
- 30 by Warren Moon (Houston), 11-5-89  
by Warren Moon (Minnesota), 11-23-95
- 29 (Six times) most recent - Brett Favre, 12-4-94

### Most Yards

- 403 by Sonny Jurgensen (Philadelphia), 12-17-61
- 399 by Boomer Easiason (Cincinnati), 11-19-89
- 398 by Warren Moon (Houston), 10-5-86
- 391 by Wade Wilson (Minnesota), 11-6-88

- 384 by Richard Todd (N.Y. Jets), 12-6-82  
by Warren Moon (Minnesota), 11-23-95

### Most Passing TD's

- 5 by Norm Van Brocklin (L.A. Rams), 10-29-50  
by Dave Krieg (Seattle), 12-2-84

### Longest Pass Play

- 981 by Bill Wade (Chicago) to John Farrington (10-8-61)

## RECEIVING

### Most Receptions

- 303 by Steve Largent (Seattle), 10-18-87
- 14 by Ralph Heywood (N.Y. Bulldogs), 12-4-49  
by Andre Rison (Atlanta), 9-4-94
- 13 by Art Monk (Washington), 11-4-90

### Most Receiving Yards

- 303 by Jim Benton (Cleveland), 11-22-45
- 261 by Steve Largent (Seattle), 10-18-87
- 210 by Sammy White (Minnesota), 11-7-76
- 207 by Carroll Dale (L.A. Rams), 11-17-63

### Most Receiving TD's

- 4 by Don Hutson (Green Bay), 10-7-45  
by Paul Warfield (Miami), 12-15-73
- 3 by Bill Karr (Chicago), 11-24-35  
by Jack Ferrante (Philadelphia), 12-12-48  
by Carroll Dale (L.A. Rams), 11-17-63  
by Wesley Walker (N.Y. Jets), 12-6-82  
by Steve Largent (Seattle), 10-18-87

## INTERCEPTIONS

### Most Interceptions

- 4 by Sammy Baugh (Washington), 11-14-43  
by Bobby Dillon (Green Bay), 11-26-53
- 3 by Frank Reagan (N.Y. Giants), 11-2-47  
by Earsell Mackbee (Minnesota), 10-26-69  
by Perry Smith (St. Louis), 12-3-78  
by Darrell Green (Washington), 11-15-87  
by Jack Del Rio (Minnesota), 12-5-93

## SCORING

### Most Points

- 31 by Don Hutson (Green Bay), 10-7-45
- 24 by Paul Warfield (Miami), 12-15-73
- 18 by (14 players) most recent -  
Jamal Anderson (Atlanta) 10-6-96

## PUNTING

### Most Punts

- 14 by Carl Kinscherf (N.Y. Giants), 11-7-43
- 12 by Beryl Clark (Chicago Cardinals), 9-15-40
- 11 by Bob Parsons (Chicago), 11-22-81

## PUNT RETURNS

### Most Returns

- 9 by Cleotha Montgomery (Raiders), 12-10-84
- 8 by Joe Arenas (San Francisco), 10-16-55  
by Hugh McElhenny (San Francisco), 11-2-58

**KICKOFF RETURNS****Most Returns**

- 8 by Qadry Ismail (Minnesota), 11-23-95  
 7 by Abe Woodson (San Francisco), 9-23-62  
 by Vic Washington (San Francisco), 11-4-73  
 by Robert Smith (Minnesota), 12-17-94  
 by Tyrone Hughes (Chicago), 9-14-97

**SACKS****Most Sacks**

- 4 by Rickey Jackson (New Orleans), 9-18-88  
 by Wayne Martin (New Orleans), 9-21-97

**FIELD GOALS****Longest Field Goal**

- \*63 by Tom Dempsey (N.O.), 11-8-70

**Most FG's in a Game**

- 5 by Bob Waterfield (L.A. Rams), 12-9-51  
 by Roger LeClerc (Chicago), 12-3-61  
 by Jan Stenerud (Minnesota), 9-23-84

**Most FG's, 50-yards-plus**

- 2 by Jan Stenerud (Minnesota), 9-23-84  
 by Paul McFadden (Philadelphia), 11-4-84

**MISCELLANEOUS****Most Fumbles Recovered**

- 3 by Corwin Clatt (Chicago Cardinals), 11-6-49

\* NFL Record

## Opponents' Team Records

**RUSHING****Most Attempts**

- 60 Pittsburgh, 9-16-73  
 55 Green Bay, 9-3-78  
 54 San Francisco, 10-20-91  
 53 L.A. Rams, 10-27-57  
 52 Minnesota, 12-17-77

**Most Yards**

- 366 Green Bay, 10-26-47  
 316 Baltimore, 10-19-58  
 310 Kansas City, 10-14-90  
 309 Chicago, 12-16-56  
 307 Buffalo, 11-25-76

**Most Rushing TD's**

- 7 Chicago, 10-19-41  
 6 San Francisco, 10-1-61

**PASSING****Most Pass Attempts**

- 66 Atlanta, 12-24-89  
 63 Washington, 11-4-90  
 62 Dallas, 9-15-85  
 60 Green Bay, 11-12-89  
 52 Green Bay, 12-12-82  
 52 Green Bay, 12-4-88  
 51 Minnesota, 12-17-94

**Most Completions**

- 43 Washington, 11-4-90  
 40 Dallas, 9-15-85  
 37 Atlanta, 12-24-89  
 35 Green Bay, 11-12-89  
 33 Cincinnati, 11-19-89  
 31 three times; most recent  
 Houston, 12-10-95

**Most Passing Yards**

- 482 Washington, 11-4-90  
 452 Dallas, 9-15-85  
 447 Cincinnati, 11-19-89

- 430 Chi. Cardinals, 9-28-47  
 429 L.A. Rams, 10-29-50  
 398 Houston, 10-5-86

**Most Passing TD's**

- 6 Green Bay, 10-7-45  
 6 L.A. Rams, 10-29-50  
 5 Baltimore, 10-16-66  
 5 Seattle, 12-2-84

**INTERCEPTIONS****Most Interceptions**

- 9 Green Bay, 10-24-43  
 7 Chicago, 11-22-42  
 Cleveland, 11-26-44  
 Denver, 10-7-84  
 6 Chicago, 9-26-54

**SCORING****Most Points**

- 65 L.A. Rams, 10-29-50  
 59 Dallas, 9-15-68  
 57 Green Bay, 10-7-45  
 56 Chicago Cardinals, 11-7-48  
 55 San Francisco, 12-19-93  
 49 Chicago, 10-19-41  
 San Francisco, 10-1-61

**Most TD's**

- 9 L.A. Rams, 10-29-50

**PUNTING****Most Punts**

- 16 Chicago Cardinals, 9-15-40  
 11 Chicago, 11-22-81

**SACKS****Most Sacks**

- 12 Chicago, 12-16-84  
 11 Dallas, 10-6-75  
 8 Minnesota, 9-25-83  
 Philadelphia, 11-4-84

- L.A. Raiders, 12-10-84  
 Minnesota, 10-8-89  
 Minnesota, 10-22-89

**TOTAL OFFENSE****Most Yards Gained**

- 676 Washington, 11-4-90  
 566 Kansas City, 10-14-90  
 565 San Francisco, 12-19-93  
 554 Dallas, 9-14-86  
 553 Minnesota, 11-6-88  
 546 Cincinnati, 11-19-89  
 542 Dallas, 9-15-68  
 Chicago, 9-24-89

**TOTAL DEFENSE****Fewest Yards Allowed**

- 16 Chicago Cardinals, 10-17-43  
 60 Minnesota, 11-24-88  
 89 Minnesota, 10-6-87

**Fewest Rush Yards Allowed**

- 53 Chicago Cardinals, 10-17-43  
 -10 Chicago Cardinals, 9-15-40  
 17 Green Bay, 10-25-87  
 18 Minnesota, 11-24-88

**Fewest Pass Yards Allowed**

- 0 Minnesota, 10-10-37  
 21 Minnesota, 11-6-88  
 38 Chicago, 11-10-85  
 42 Minnesota, 11-24-88  
 54 Green Bay, 11-12-89

**MISCELLANEOUS****Most Turnovers Forced**

- \*12 Chicago, 11-22-42

**Fewest 1st Downs Gained**

- 0 Philadelphia, 9-20-35

\* NFL record

# Silverdome Individual Records

## RUSHING

### Most Attempts

- 36 by James Jones vs. Miami, 10-27-85  
 33 by Chuck Foreman (Minnesota), 12-17-77  
 by Lamar Smith (Seattle), 11-17-96

### Most Rushing Yards

- 273 by O.J. Simpson (Buffalo), 11-25-76  
 \*237 by Barry Sanders vs. Tampa Bay, 11-13-94  
 216 by Barry Sanders vs. Indianapolis, 11-23-97  
 188 by Barry Sanders vs. Green Bay, 12-4-94

### Most Rushing TD's

- 3 by James Jones vs. Green Bay, 10-9-83  
 by Barry Sanders vs. Tampa Bay, 9-29-91  
 by Barry Sanders vs. Cleveland, 10-8-95  
 by Tommy Vardell vs. Indianapolis, 11-23-97  
 by Barry Sanders vs. Chicago, 11-27-97

### Longest Run

- 84 by Barry Sanders vs. Chicago, 10-23-94  
 801 by Barry Sanders vs. Indianapolis, 11-23-97

## PASSING

### Most Pass Attempts

- 60 by Don Majkowski (Green Bay), 11-12-89  
 52 by Vince Evans (Chicago), 10-16-83  
 50 by Chris Miller (Atlanta), 9-5-93  
 \*by Scott Mitchell (Detroit), 9-7-97

### Most Completions

- 35 by Don Majkowski (Green Bay), 11-12-89  
 \*33 by Chuck Long vs. Green Bay, 10-25-87  
 31 by Eric Hipple vs. Tampa Bay, 9-21-86

### Most Passing Yards

- \*410 by Scott Mitchell vs. Minnesota, 11-23-95  
 398 by Warren Moon (Houston), 10-5-86  
 384 by Richard Todd (N.Y. Jets), 12-6-82  
 by Warren Moon (Minnesota), 11-23-95

### Most Passing TD's

- \*5 by Gary Danielson vs. Minnesota, 12-9-78

### Longest Pass Play

- 941 by Eric Hipple-to-Leonard Thompson vs. Chicago, 10-19-81

## RECEIVING

### Most Receptions

- 15 by Steve Largent (Seattle), 10-18-87  
 14 by Andre Rison (Atlanta), 9-4-94  
 \*by Herman Moore vs. Chicago, 12-4-95

### Most Receiving Yards

- 261 by Steve Largent (Seattle), 10-18-87  
 248 by Richard Johnson vs. New Orleans, 12-3-89  
 183 by Herman Moore vs. Chicago, 12-4-95

### Most Receiving TD's

- 3 (seven times) most recent -- Herman Moore vs. Green Bay, 10-29-95

## INTERCEPTIONS

### Most Interceptions

- 3 by Perry Smith (St. Louis), 12-3-78  
 by Bobby Watkins vs. Green Bay, 1-2-83  
 by Jack Del Rio (Minnesota), 12-5-93

### Longest Interception Return

- #1011 by George Teague (Green Bay), 1-8-94

## SCORING

### Most Points

- 18 (13 times) most recent -- Barry Sanders vs. Chicago, 11-27-97

### Most Return TD's

- 2 by Eddie Payton vs. Minnesota (p-1, k-1), 12-17-77

## PUNTING

### Most Punts

- 10 by Mike Black vs. L.A. Raiders, 12-10-84  
 by Mark Royals vs. Tampa Bay, 9-8-96

### Longest Punt

- 74 by Tom Skladany vs. Oakland, 9-27-81

## PUNT RETURNS

### Most Returns

- 9 by Cleotha Montgomery (Raiders), 12-10-84  
 8 by Eddie Payton vs. Tampa Bay, 11-20-77  
 by Ray Williams vs. Tampa Bay, 12-14-80

### Longest Punt Return

- 871 by Eddie Payton vs. Minnesota, 12-17-77

## KICKOFF RETURNS

### Most Returns

- 8 by Mel Gray vs. Dallas, 11-8-92  
 by Qadry Ismail (Minnesota), 11-23-95  
 7 by Gary Lee vs. Green Bay, 10-25-87  
 by Robert Smith (Minnesota), 12-17-94

### Longest Kickoff Return

- 1021 by Mel Gray vs. Chicago, 10-23-94

## SACKS

### Most Sacks

- 4.0 by Rickey Jackson (New Orleans), 9-18-88  
 3.5 by Robert Porcher (Detroit), 11-23-97

## FIELD GOALS

### Longest Field Goal

- 56 by Ali Haji-Skeikh (N.Y. Giants), 11-7-83  
 \*by Jason Hanson vs. Cleveland, 10-8-95  
 55 by Jason Hanson vs. Indianapolis, 11-23-97

### Most FG's in a Game

- 5 by Jan Stenerud (Minnesota), 9-23-84  
 4 (12 times) most recent -- Jason Hanson vs. Green Bay, 9-28-97

- # post-season game  
 \* Lions' record

# Silverdome Team Records

## RUSHING

### Most Attempts

- 55 by Green Bay, 9-3-78  
52 by Minnesota, 12-17-77

### Most Yards

- 307 by Buffalo, 11-25-76  
306 vs. New Orleans, 9-25-77  
273 vs. San Diego, 10-22-78

## PASSING

### Most Pass Attempts

- 63 by Washington, 11-4-90  
62 by Dallas, 9-15-85  
60 by Green Bay, 11-12-89  
57 vs. Chicago, 10-9-88

### Most Completions

- 43 by Washington, 11-4-90  
40 by Dallas, 9-15-85  
35 by Green Bay, 11-12-89  
33 vs. Green Bay, 10-25-87

### Most Passing Yards

- 482 by Washington, 11-4-90  
452 by Dallas, 9-15-85  
410 vs. Minnesota, 11-23-95  
398 by Houston, 10-5-86  
395 by Detroit, 11-23-95

### Most Passing TD's

- 5 vs. Minnesota (12-9-78)

## INTERCEPTIONS

### Most Interceptions

- 7 by Denver, 10-7-84

## SCORING

### Most Points

- 55 by San Francisco, 12-19-93  
by Detroit, 11-27-97  
51 by Detroit, 10-19-81  
47 by Chicago, 9-24-89  
45 by Detroit, 12-9-78  
by Detroit, 12-12-81  
by Detroit, 11-24-83  
44 by Green Bay, 11-27-86  
by Detroit, 11-23-95  
by Detroit, 12-17-95  
41 by Detroit, 11-17-85  
by Washington (OT), 11-4-90  
by Detroit, 12-17-94  
40 by Detroit, 11-27-86  
by Detroit, 11-22-90

### Most TD's

- 7 by San Francisco, 12-19-93  
by Detroit, 11-27-97  
6 by Detroit, 12-9-78  
by Detroit, 10-19-81  
by Detroit, 12-12-81  
by Detroit, 11-24-83

## TOTAL OFFENSE

### Most Yards Gained

- 676 by Washington, 11-4-90  
565 by San Francisco, 12-19-93  
554 by Dallas, 9-14-86  
542 by Chicago, 9-24-89  
534 by Detroit, 11-23-95

## TOTAL DEFENSE

### Fewest Yards Allowed

- 60 by Minnesota, 11-24-88  
89 by Minnesota, 10-6-87

## SACKS

### Most Sacks

- 12 by Chicago, 12-16-84  
11 by Dallas, 10-6-75

## DETROIT LIONS' RECORD IN THE PONTIAC SILVERDOME

| Year | W | L | T | Pct.  |
|------|---|---|---|-------|
| 1975 | 4 | 3 | 0 | .571  |
| 1976 | 5 | 2 | 0 | .714  |
| 1977 | 5 | 2 | 0 | .714  |
| 1978 | 5 | 3 | 0 | .625  |
| 1979 | 2 | 6 | 0 | .250  |
| 1980 | 6 | 2 | 0 | .750  |
| 1981 | 7 | 1 | 0 | .875  |
| 1982 | 2 | 3 | 0 | .400  |
| 1983 | 6 | 2 | 0 | .750  |
| 1984 | 2 | 5 | 1 | .313  |
| 1985 | 6 | 2 | 0 | .750  |
| 1986 | 1 | 7 | 0 | .125  |
| 1987 | 1 | 6 | 0 | .143  |
| 1988 | 2 | 6 | 0 | .250  |
| 1989 | 4 | 4 | 0 | .500  |
| 1990 | 3 | 5 | 0 | .375  |
| 1991 | 8 | 0 | 0 | 1.000 |
| 1992 | 3 | 5 | 0 | .375  |
| 1993 | 5 | 3 | 0 | .625  |
| 1994 | 6 | 2 | 0 | .750  |
| 1995 | 7 | 1 | 0 | .875  |
| 1996 | 4 | 4 | 0 | .500  |
| 1997 | 6 | 2 | 0 | .750  |

Lions' Record In the Pontiac Silverdome: 100-76-1 (.568)

## Lions' Post-Season Games

Record: 7-9

### 1935 NFL Championship

12/15/35 N.Y. Giants ..... 7  
DETROIT .....26

### 1952 NFL Playoff

12/21/52 L.A. Rams .....21  
DETROIT .....31

### 1952 NFL Championship

12/28/52 DETROIT .....17  
Cleveland..... 7

### 1953 NFL Championship

12/27/53 Cleveland.....16  
DETROIT .....17

### 1954 NFL Championship

12/26/54 DETROIT .....10  
Cleveland.....56

### 1957 NFL Playoff

12/22/57 DETROIT .....31  
San Francisco.....27

### 1957 NFL Championship

12/29/57 Cleveland.....14  
DETROIT .....59

### 1970 NFC Divisional Playoff

12/26/70 DETROIT ..... 0  
Dallas..... 5

### 1982 NFC First-Round Playoff

1/8/83 DETROIT ..... 7  
Washington.....31

### 1983 NFC Divisional Playoff

12/31/83 DETROIT .....23  
San Francisco.....24

### 1991 NFC Divisional Playoff

1/5/92 Dallas..... 6  
DETROIT .....38

### 1991 NFC Championship

1/12/92 DETROIT .....10  
Washington.....41

### 1993 NFC First-Round Playoff

1/8/94 Green Bay.....28  
DETROIT .....24

### 1994 NFC First-Round Playoff

12/31/94 DETROIT .....12  
Green Bay.....16

### 1995 NFC First-Round Playoff

12/30/95 DETROIT .....37  
Philadelphia .....58

### 1997 NFC First-Round Playoff

12/28/97 DETROIT .....10  
Tampa Bay .....20

## Lions' Team Playoff Records

### TOTAL OFFENSE

#### Most First Downs

26 at Philadelphia, 12-30-95  
25 vs. Green Bay, 1-8-94  
23 vs. Dallas, 1-5-92  
22 at San Francisco, 12-22-57  
vs. Cleveland, 12-29-57  
at San Francisco, 12-31-83

#### Most Net Yards

438 vs. Cleveland, 12-29-57  
422 at Philadelphia, 12-30-95  
421 vs. Dallas, 1-5-92  
412 at San Francisco, 12-31-83

### RUSHING

#### Most Yards Rushing

235 vs. N.Y. Giants, 12-15-35  
188 at San Francisco, 12-31-83  
175 vs. Green Bay, 1-8-94  
173 vs. L.A. Rams, 12-21-52

### PASSING

#### Most Yards Passing

350 at Philadelphia, 12-30-95  
337 vs. Dallas, 1-5-92  
296 vs. Cleveland, 12-29-57  
269 at Washington, 1-8-83

#### Most Passing Attempts

52 at Philadelphia, 12-30-95  
44 at Cleveland, 12-26-54  
42 at Washington, 1-12-92  
40 at Tampa Bay, 12-28-97

#### Most Passing Completions

29 vs. Dallas, 1-5-92  
27 at Philadelphia, 12-30-95  
25 at Washington, 1-12-92  
24 at San Francisco, 12-31-83

### TOTAL DEFENSE

#### Most Net Yards Allowed

452 at Philadelphia, 12-30-95  
418 at Cleveland, 12-28-52  
366 at San Francisco, 1-8-83

#### Fewest Net Yards Allowed

194 vs. N.Y. Giants, 12-15-35  
220 vs. Cleveland, 12-27-53

#### Most Sacks

3 vs. Cleveland, 12-27-53  
vs. Dallas, 1-5-92

### TURNOVERS-TAKEAWAYS

#### Most Fumble Recoveries

3 vs. N.Y. Giants, 12-15-35  
2 at Cleveland, 12-26-54  
vs. Dallas, 1-5-92

#### Most Passes Intercepted

5 vs. Cleveland, 12-29-57  
4 vs. L.A. Rams, 12-21-52  
3 at San Francisco, 12-22-57

#### Most Fumbles Lost

4 vs. N.Y. Giants, 12-15-35  
3 at San Francisco, 12-22-57  
at Washington, 1-8-83

### MISCELLANEOUS

#### Time Of Possession

35:34 vs. Green Bay, 1-8-94  
33:53 at San Francisco, 12-31-83  
31:24 at Washington, 1-12-92

#### Most Penalties

7 at San Francisco, 12-22-57  
at San Francisco, 12-31-83  
at Washington, 1-12-92  
at Philadelphia, 12-30-95

## Lions' Individual Career Playoff Records

### RUSHING

#### Most Carries

- 91 by Barry Sanders, 1989-
- 37 by Bob Hoernschemeyer, 1950-55
- 33 by Bobby Layne, 1950-58
- 26 by Billy Sims, 1980-84
- 23 by Doak Walker, 1950-55

#### Most Yards Gained

- 386 by Barry Sanders, 1989-
- 146 by Doak Walker, 1950-55
- 123 by Bob Hoernschemeyer, 1950-55
- 120 by Bobby Layne, 1950-58
- 114 by Billy Sims, 1980-84

#### Most Rushing Touchdowns

- 2 by Pat Harder, 1951-53
- by Doak Walker, 1950-55
- by Thomas Tracy, 1956-57
- by Gene Gedman, 1953,56-58
- by Billy Sims, 1980-84

### PASSING

#### Most Attempts

- 102 by Erik Kramer, 1991-93
- 97 by Bobby Layne, 1950-58

#### Most Completions

- 72 by Erik Kramer, 1991-93
- 46 by Bobby Layne, 1950-58
- 28 by Tobin Rote, 1957-59

#### Most Yards

- 838 by Erik Kramer, 1991-93
- 568 by Bobby Layne, 1950-58
- 494 by Tobin Rote, 1957-59

#### Most Touchdowns

- 5 by Tobin Rote, 1957-59
- by Erik Kramer, 1991-93

#### Most Interceptions

- 12 by Bobby Layne, 1950-58
- 5 by Gary Danielson, 1976-84
- by Erik Kramer, 1991-93
- by Scott Mitchell, 1994-

### RECEIVING

#### Most Receptions

- 25 by Brett Perriman, 1991-96
- 24 by Herman Moore, 1991-
- 21 by Barry Sanders, 1989-
- 14 by Willie Green, 1991-93
- 13 by Leonard Thompson, 1975-86
- by Steve Junker, 1957, 59-61

#### Most Yards Receiving

- 405 by Herman Moore, 1991-
- 299 by Brett Perriman, 1991-96
- 247 by James Doran, 1951-59
- 224 by Leonard Thompson, 1975-86
- 202 by Willie Green, 1991-93
- 201 by Steve Junker, 1957, 59-61

#### Most Touchdowns Receiving

- 3 by Willie Green, 1991-93
- by Steve Junker, 1957, 59-61
- 2 by James Doran, 1951-59
- by Brett Perriman, 1991-96
- by Herman Moore, 1991-
- by David Sloan, 1995-

### INTERCEPTIONS

#### Most Interceptions

- 3 by Joe Schmidt, 1953-65
- 2 by Melvin Jenkins, 1991-93

### SCORING

#### Most Points

- 24 by Eddie Murray, 1980-91
- by Pat Harder, 1951-53
- 21 by Doak Walker, 1950-55

#### Most Touchdowns

- 3 by Willie Green, 1991-93
- by Steve Junker, 1957, 59-61

#### Most Field Goals

- 5 by Eddie Murray, 1980-91
- 3 by Jason Hanson, 1992-
- 2 by Pat Harder, 1951-53
- by Doak Walker, 1950-55
- by James Martin, 1951-61

### PUNTING

#### Most Punts

- 11 by Jim Arnold, 1986-93
- 8 by Herman Weaver, 1970-76
- by Yale Lary, 1952-53, 56-64
- by Greg Montgomery, 1994-

#### Most Punting Yardage

- 517 by Jim Arnold, 1986-93
- 391 by Herman Weaver, 1970-76
- 316 by Yale Lary, 1952-53, 56-64

#### Best Punting Average

- 48.8 by Herman Weaver, 1970-76
- 47.0 by Jim Arnold, 1986-93
- 43.6 by Robert Smith, 1953-54

### PUNT RETURNS

#### Most Returns

- 7 by Mel Gray, 1989-94
- 6 by Robbie Martin, 1981-84
- 5 by Lem Barney, 1967-77

#### Most Return Yards

- 78 by Mel Gray, 1989-94
- 43 by Robbie Martin, 1981-84
- 20 by Lem Barney, 1967-77

### KICKOFF RETURNS

#### Most Returns

- 15 by Mel Gray, 1989-94
- 8 by Alvin Hall, 1981-85, 87

#### Most Return Yards

- 372 by Mel Gray, 1989-94
- 168 by Alvin Hall, 1981-85, 87
- 140 by Glyn Milburn, 1996-97
- 108 by Ron Rivers, 1995-

# Lions' Individual Single-Game Playoff Records

## RUSHING

### Most Carries

- 27 by Barry Sanders vs. Green Bay (1-8-94)
- 20 by Billy Sims at San Francisco (12-31-83)
- 18 by Barry Sanders vs. Tampa Bay (12-28-97)

### Most Yards Gained

- 169 by Barry Sanders vs. Green Bay (1-8-94)
- 114 by Billy Sims at San Francisco (12-31-83)
- 97 by Doak Walker at Cleveland (12-28-52)
- 86 by Thomas Tracy at San Francisco (12-22-57)

### Most Rushing Touchdowns

- 2 by Pat Harder vs. L.A. Rams (12-21-52)
- by Thomas Tracy at San Francisco (12-22-57)
- by Billy Sims at San Francisco (12-31-83)

## PASSING

### Most Attempts

- 42 by Bobby Layne at Cleveland (12-26-54)
- 38 by Eric Hipple at Washington (1-8-83)
- by Gary Danielson at San Francisco (12-31-83)
- by Erik Kramer vs. Dallas (1-5-92)

### Most Completions

- 29 by Erik Kramer vs. Dallas (1-5-92)
- 24 by Gary Danielson at San Francisco (12-31-83)
- 22 by Eric Hipple at Washington (1-8-83)
- by Erik Kramer vs. Green Bay (1-8-94)

### Most Yards

- 341 by Erik Kramer vs. Dallas (1-5-92)
- 298 by Eric Hipple at Washington (1-8-83)
- 280 by Tobin Rote vs. Cleveland (12-29-57)

### Most Touchdowns

- 4 by Tobin Rote vs. Cleveland (12-29-57)

### Most Interceptions

- 6 by Bobby Layne at Cleveland (12-26-54)
- 5 by Gary Danielson at San Francisco (12-31-83)

## RECEIVING

### Most Receptions

- 10 by Brett Perriman vs. Green Bay (1-8-94)
- 8 by Steve Junker at San Francisco (12-22-57)
- by Willie Green vs. Dallas (1-5-92)

### Most Yards Receiving

- 150 by Leonard Thompson at Washington (1-8-83)
- by Brett Perriman vs. Green Bay (1-8-94)
- 133 by Herman Moore at Philadelphia (12-30-95)
- 115 by Willie Green vs. Dallas (1-5-92)

### Most Touchdowns Receiving

- 2 by Steve Junker vs. Cleveland (12-29-57)
- by Willie Green vs. Dallas (1-5-92)
- by David Sloan at Philadelphia (12-30-95)

## INTERCEPTIONS

### Most Interceptions

- 1 (by several players) most recent –  
Ron Rice at Tampa Bay (12-28-97)

## SCORING

### Most Points

- 19 by Pat Harder vs. L.A. Rams (12-21-52)
- 12 by Thomas Tracy at San Francisco (12-22-57)
- by Steve Junker vs. Cleveland (12-29-57)
- by Billy Sims at San Francisco (12-31-83)
- by Willie Green vs. Dallas (1-5-92)
- by David Sloan at Philadelphia (12-30-95)

### Most Touchdowns

- 2 by Pat Harder vs. L.A. Rams (12-21-52)
- by Thomas Tracy at San Francisco (12-22-57)
- by Steve Junker vs. Cleveland (12-29-57)
- by Billy Sims at San Francisco (12-31-83)
- by Willie Green vs. Dallas (1-5-92)
- by David Sloan at Philadelphia (12-30-95)

### Most Field Goals

- 3 by Eddie Murray at San Francisco (12-31-83)

## PUNTING

### Most Punts

- 8 by Herman Weaver at Dallas (12-26-70)
- by Greg Montgomery at Green Bay (12-31-94)
- 6 by Robert Smith at Cleveland (12-28-52)
- by Earl Girard at Cleveland (12-26-54)

### Most Punting Yardage

- 391 by Herman Weaver at Dallas (12-26-70)
- 292 by Greg Montgomery at Green Bay (12-31-94)
- 248 by Earl Girard at Cleveland (12-26-54)

### Best Punting Average

- 48.8 by Herman Weaver at Dallas (12-26-70)
- 48.3 by Jim Arnold vs. Green Bay (1-8-94)
- 47.0 by Jim Arnold at Washington (1-12-92)

## PUNT RETURNS

### Most Returns

- 5 by Lem Barney at Dallas (12-26-70)
- 4 by Robbie Martin at San Francisco (12-31-83)

### Most Return Yards

- 30 by Robbie Martin at San Francisco (12-31-83)
- 26 by Mel Gray vs. Dallas (1-5-92)
- 22 by Mel Gray vs. Green Bay (1-8-94)

**KICKOFF RETURNS****Most Returns**

- 6 by Alvin Hall at Washington (1-8-83)  
by Ron Rivers at Philadelphia (12-30-95)  
5 by Mel Gray at Washington (1-12-92)  
by Glyn Milburn at Tampa Bay (12-28-97)

**Most Return Yards**

- 159 by Mel Gray at Green Bay (12-31-94)  
140 by Glyn Milburn at Tampa Bay (12-28-97)  
134 by Mel Gray at Washington (1-12-92)

**LONGEST PLAYS****Rushing Play**

- 671 by Doak Walker at Cleveland (12-28-52)  
587 by Thomas Tracy at San Francisco (12-22-57)  
56 by Billy Sims at San Francisco (12-31-83)

**Kickoff Return**

- 68 by Mel Gray at Green Bay (12-31-94)  
55 by Mel Gray at Washington (1-12-92)  
50 by Glyn Milburn at Tampa Bay (12-28-97)  
40 by Ron Rivers at Philadelphia (12-30-95)

**Pass Play**

- 787 by Tobin Rote-to-Jim Doran vs. Cleveland (12-29-57)  
687 by Don Majkowski-to-Herman Moore at Philadelphia (12-30-95)

**Punt Return**

- 22 by Mel Gray vs. Green Bay (1-8-94)  
17 by Mel Gray at Green Bay (12-31-94)  
13 by Mel Gray vs. Dallas (1-5-92)

**Punt**

- 73 by Yale Lary vs. Cleveland (12-27-53)  
61 by Herman Weaver at Dallas (12-26-70)  
58 by Jim Arnold vs. Dallas (1-5-92)

**Interception Return**

- 411 by Melvin Jenkins vs. Dallas (1-5-92)  
31 by Mike Weger at Dallas (12-26-70)  
24 by Bobby Watkins at San Francisco (12-31-83)

**Field Goal**

- 54 by Eddie Murray at San Francisco (12-31-83)  
47 by Jason Hanson vs. Green Bay (1-8-94)  
43 by Pat Harder vs. L.A. Rams (12-21-52)

## NFL POST-SEASON GAME COMPOSITE STANDINGS

| TEAM                    | W  | L  | PCT. | TEAM                     | W        | L        | PCT.        |
|-------------------------|----|----|------|--------------------------|----------|----------|-------------|
| 1. Green Bay Packers    | 22 | 9  | .710 | 16. New York Giants      | 14       | 18       | .438        |
| 2. Dallas Cowboys       | 32 | 19 | .627 | <b>DETROIT LIONS</b>     | <b>7</b> | <b>9</b> | <b>.438</b> |
| 3. San Francisco 49ers  | 23 | 14 | .622 | New England Patriots     | 7        | 9        | .438        |
| 4. Washington Redskins  | 21 | 14 | .600 | 19. Kansas City Chiefs   | 8        | 11       | .421        |
| 5. Pittsburgh Steelers  | 21 | 15 | .583 | 20. Seattle Seahawks     | 3        | 4        | .429        |
| 6. Oakland Raiders      | 21 | 15 | .583 | 21. Cincinnati Bengals   | 5        | 7        | .417        |
| 7. Denver Broncos       | 13 | 11 | .542 | 22. Minnesota Vikings    | 14       | 20       | .412        |
| 8. Miami Dolphins       | 17 | 15 | .531 | 23. Tennessee Oilers     | 9        | 13       | .409        |
| 9. Buffalo Bills        | 14 | 13 | .519 | 24. St. Louis Rams       | 13       | 20       | .394        |
| 10. Chicago Bears       | 14 | 14 | .500 | 25. San Diego Chargers   | 7        | 11       | .389        |
| Indianapolis Colts      | 10 | 10 | .500 | 26. Cleveland Browns     | 11       | 19       | .367        |
| Jacksonville Jaguars    | 2  | 2  | .500 | 27. Tampa Bay Buccaneers | 2        | 4        | .333        |
| Carolina Panthers       | 1  | 1  | .500 | 28. Atlanta Falcons      | 2        | 5        | .286        |
| 14. New York Jets       | 5  | 6  | .455 | 29. Arizona Cardinals    | 1        | 4        | .200        |
| 15. Philadelphia Eagles | 9  | 11 | .450 | 30. New Orleans Saints   | 0        | 4        | .000        |

# Lions' Seasonal Leaders

## RUSHING

| Year | Player             | Att. | Yds.  | Avg. | TD |
|------|--------------------|------|-------|------|----|
| 1934 | Dutch Clark        | 122  | 763   | 6.3  | 8  |
| 1935 | Ernie Caddel       | 87   | 450   | 5.2  | -- |
| 1936 | Ace Gutowsky       | 191  | 827   | 4.3  | -- |
| 1937 | Dutch Clark        | 96   | 468   | 4.9  | 6  |
| 1938 | Bill Shepherd      | 100  | 455   | 4.6  | -- |
| 1939 | Bill Shepherd      | 85   | 420   | 4.9  | -- |
| 1940 | Byron White*       | 146  | 514   | 3.5  | 5  |
| 1941 | Byron White        | 89   | 238   | 2.7  | 6  |
| 1942 | Mickey Sanzotta    | 71   | 268   | 3.8  | -- |
| 1943 | Frank Sinkwich     | 93   | 266   | 2.9  | -- |
| 1944 | Frank Sinkwich     | 150  | 563   | 3.8  | 6  |
| 1945 | Bob Westfall       | 82   | 234   | 2.9  | 6  |
| 1946 | Camp Wilson        | 64   | 207   | 3.2  | 3  |
| 1947 | Camp Wilson        | 89   | 412   | 4.6  | 0  |
| 1948 | Camp Wilson        | 157  | 612   | 3.9  | 2  |
| 1949 | Bill Dudley        | 125  | 402   | 3.2  | 4  |
| 1950 | Bob Hoernschemeyer | 84   | 471   | 5.6  | 1  |
| 1951 | Bob Hoernschemeyer | 132  | 678   | 5.1  | 2  |
| 1952 | Bob Hoernschemeyer | 106  | 457   | 4.3  | 4  |
| 1953 | Bob Hoernschemeyer | 101  | 482   | 4.8  | 7  |
| 1954 | Lew Carpenter      | 104  | 476   | 4.6  | 3  |
| 1955 | Lew Carpenter      | 137  | 543   | 4.0  | 6  |
| 1956 | Gene Gedman        | 135  | 479   | 3.5  | 7  |
| 1957 | John Henry Johnson | 129  | 621   | 4.8  | 5  |
| 1958 | Tobin Rote         | 77   | 351   | 4.6  | 3  |
| 1959 | Nick Pietrosante   | 76   | 447   | 5.9  | 3  |
| 1960 | Nick Pietrosante   | 161  | 872   | 5.4  | 8  |
| 1961 | Nick Pietrosante   | 201  | 841   | 4.2  | 5  |
| 1962 | Dan Lewis          | 120  | 488   | 4.1  | 6  |
| 1963 | Dan Lewis          | 133  | 528   | 4.0  | 2  |
| 1964 | Nick Pietrosante   | 147  | 526   | 3.6  | 4  |
| 1965 | Amos Marsh         | 131  | 495   | 3.8  | 6  |
| 1966 | Tom Nowatzke       | 151  | 512   | 3.4  | 6  |
| 1967 | Mel Farr           | 206  | 860   | 4.2  | 3  |
| 1968 | Mel Farr           | 128  | 597   | 4.7  | 3  |
| 1969 | Bill Triplett      | 111  | 377   | 3.4  | 3  |
| 1970 | Mel Farr           | 166  | 717   | 4.3  | 9  |
| 1971 | Steve Owens        | 246  | 1,035 | 4.2  | 8  |
| 1972 | Altie Taylor       | 154  | 658   | 4.3  | 4  |
| 1973 | Altie Taylor       | 176  | 719   | 4.1  | 5  |
| 1974 | Altie Taylor       | 150  | 532   | 3.5  | 5  |
| 1975 | Dexter Bussey      | 157  | 696   | 4.4  | 2  |
| 1976 | Dexter Bussey      | 196  | 858   | 4.4  | 3  |
| 1977 | Horace King        | 155  | 521   | 3.4  | 1  |
| 1978 | Dexter Bussey      | 225  | 924   | 4.1  | 5  |
| 1979 | Dexter Bussey      | 144  | 625   | 4.3  | 1  |
| 1980 | Billy Sims         | 313  | 1,303 | 4.2  | 13 |
| 1981 | Billy Sims         | 296  | 1,437 | 4.9  | 13 |
| 1982 | Billy Sims         | 172  | 639   | 3.7  | 4  |
| 1983 | Billy Sims         | 220  | 1,040 | 4.7  | 7  |
| 1984 | Billy Sims         | 130  | 687   | 5.3  | 5  |
| 1985 | James Jones        | 244  | 886   | 3.6  | 6  |
| 1986 | James Jones        | 252  | 903   | 3.6  | 8  |
| 1987 | James Jones        | 96   | 342   | 3.6  | 0  |
| 1988 | Garry James        | 182  | 552   | 3.0  | 5  |
| 1989 | Barry Sanders      | 280  | 1,470 | 5.3  | 14 |
| 1990 | Barry Sanders*     | 255  | 1,304 | 5.1  | 13 |
| 1991 | Barry Sanders      | 342  | 1,548 | 4.5  | 16 |
| 1992 | Barry Sanders      | 312  | 1,352 | 4.3  | 9  |
| 1993 | Barry Sanders      | 243  | 1,115 | 4.6  | 3  |
| 1994 | Barry Sanders*     | 331  | 1,883 | 5.7  | 7  |

|      |                |     |       |     |    |
|------|----------------|-----|-------|-----|----|
| 1995 | Barry Sanders  | 314 | 1,500 | 4.8 | 11 |
| 1996 | Barry Sanders* | 307 | 1,553 | 5.1 | 11 |
| 1997 | Barry Sanders* | 335 | 2,053 | 6.1 | 11 |

## PASSING

| Yr | Player          | Att.Com. | Yds. | Pct.  | TD   | Int. | Rt. |
|----|-----------------|----------|------|-------|------|------|-----|
| 34 | Dutch Clark     | 49       | 23   | 383   | ---  | ---  | --- |
| 35 | Bill Shepherd   | 64       | 28   | 417   | ---  | ---  | --- |
| 36 | Dutch Clark     | 71       | 38   | 467   | ---  | ---  | --- |
| 37 | Bill Shepherd   | 46       | 19   | 297   | ---  | ---  | --- |
| 38 | Vern Huffman    | 85       | 27   | 382   | ---  | ---  | --- |
| 39 | Dwight Sloan    | 102      | 45   | 658   | ---  | ---  | --- |
| 40 | Byron White     | 80       | 35   | 461   | ---  | ---  | --- |
| 41 | Byron White     | 62       | 22   | 338   | ---  | ---  | --- |
| 42 | Harry Hopp      | 68       | 20   | 258   | ---  | ---  | --- |
| 43 | Frank Sinkwich  | 126      | 50   | 699   | ---  | ---  | --- |
| 44 | Frank Sinkwich  | 148      | 58   | 1,060 | 39.2 | 12   | 20  |
| 45 | Chas. Fenenbock | 110      | 45   | 752   | 40.9 | 7    | 11  |
| 46 | Dave Ryan       | 154      | 73   | 965   | 47.4 | 6    | 17  |
| 47 | Clyde LeForce   | 175      | 94   | 1,384 | 53.7 | 13   | 20  |
| 48 | Fred Enke       | 221      | 100  | 1,328 | 45.2 | 11   | 17  |
| 49 | Fred Enke       | 142      | 63   | 793   | 44.4 | 6    | 5   |
| 50 | Bobby Layne     | 336      | 152  | 2,323 | 45.2 | 16   | 18  |
| 51 | Bobby Layne     | 332      | 152  | 2,403 | 45.8 | 26   | 23  |
| 52 | Bobby Layne     | 287      | 139  | 1,999 | 48.4 | 19   | 20  |
| 53 | Bobby Layne     | 273      | 125  | 2,088 | 45.8 | 16   | 21  |
| 54 | Bobby Layne     | 246      | 135  | 1,818 | 54.9 | 14   | 12  |
| 55 | Bobby Layne     | 270      | 143  | 1,830 | 53.0 | 11   | 17  |
| 56 | Bobby Layne     | 244      | 129  | 1,909 | 52.9 | 9    | 17  |
| 57 | Bobby Layne     | 179      | 87   | 1,169 | 48.6 | 6    | 12  |
| 58 | Tobin Rote      | 257      | 118  | 1,678 | 45.9 | 14   | 10  |
| 59 | Earl Morrall    | 137      | 65   | 1,102 | 47.4 | 5    | 6   |
| 60 | Jim Ninowski    | 283      | 134  | 1,599 | 47.3 | 2    | 19  |
| 61 | Jim Ninowski    | 247      | 117  | 1,921 | 47.4 | 7    | 18  |
| 62 | Milt Plum       | 325      | 179  | 2,378 | 55.1 | 15   | 20  |
| 63 | Earl Morrall    | 328      | 174  | 2,621 | 53.0 | 24   | 14  |
| 64 | Milt Plum       | 287      | 154  | 2,241 | 53.7 | 18   | 15  |
| 65 | Milt Plum       | 308      | 143  | 1,710 | 46.4 | 12   | 19  |
| 66 | Karl Sweetan    | 309      | 157  | 1,809 | 50.8 | 4    | 14  |
| 67 | Milt Plum       | 172      | 86   | 925   | 50.0 | 4    | 8   |
| 68 | Bill Munson     | 329      | 181  | 2,311 | 55.0 | 15   | 8   |
| 69 | Bill Munson     | 166      | 84   | 1,062 | 50.6 | 7    | 8   |
| 70 | Bill Munson     | 158      | 84   | 1,049 | 53.2 | 10   | 7   |
| 71 | Greg Landry     | 261      | 136  | 2,237 | 52.1 | 16   | 13  |
| 72 | Greg Landry     | 268      | 134  | 2,066 | 50.0 | 18   | 17  |
| 73 | Bill Munson     | 187      | 95   | 1,129 | 50.8 | 9    | 8   |
| 74 | Bill Munson     | 292      | 166  | 1,874 | 56.8 | 8    | 7   |
| 75 | Joe Reed        | 191      | 86   | 1,181 | 45.0 | 9    | 10  |
| 76 | Greg Landry     | 291      | 168  | 2,191 | 57.7 | 17   | 8   |
| 77 | Greg Landry     | 240      | 135  | 1,359 | 56.3 | 6    | 7   |
| 78 | Gary Danielson  | 351      | 199  | 2,294 | 56.7 | 18   | 17  |
| 79 | Jeff Komlo      | 368      | 183  | 2,238 | 49.7 | 11   | 23  |
| 80 | Gary Danielson  | 417      | 244  | 3,223 | 58.5 | 13   | 11  |
| 81 | Eric Hipple     | 279      | 140  | 2,358 | 50.2 | 14   | 15  |
| 82 | Gary Danielson  | 197      | 100  | 1,343 | 50.8 | 10   | 14  |
| 83 | Eric Hipple     | 387      | 204  | 2,577 | 52.7 | 12   | 18  |
| 84 | Gary Danielson  | 410      | 252  | 3,076 | 61.5 | 17   | 15  |
| 85 | Eric Hipple     | 406      | 223  | 2,952 | 54.9 | 17   | 18  |
| 86 | Eric Hipple     | 305      | 192  | 1,919 | 63.0 | 9    | 11  |
| 87 | Chuck Long      | 416      | 232  | 2,598 | 55.8 | 11   | 20  |
| 88 | Rusty Hilger    | 306      | 126  | 1,558 | 41.2 | 7    | 12  |
| 89 | Bob Gagliano    | 232      | 117  | 1,671 | 50.4 | 6    | 12  |
| 90 | Rodney Peete    | 271      | 142  | 1,974 | 52.4 | 13   | 8   |

|                   |     |     |       |      |    |    |      |
|-------------------|-----|-----|-------|------|----|----|------|
| 91 Erik Kramer    | 265 | 136 | 1,635 | 51.3 | 11 | 8  | 71.8 |
| 92 Rodney Peete   | 213 | 123 | 1,702 | 57.7 | 9  | 9  | 80.0 |
| 93 Rodney Peete   | 252 | 157 | 1,670 | 62.3 | 6  | 14 | 66.3 |
| 94 Scott Mitchell | 246 | 119 | 1,456 | 48.4 | 10 | 11 | 62.0 |
| 95 Scott Mitchell | 583 | 346 | 4,338 | 59.3 | 32 | 12 | 92.1 |
| 96 Scott Mitchell | 437 | 253 | 2,917 | 57.9 | 17 | 17 | 74.9 |
| 97 Scott Mitchell | 509 | 293 | 3,484 | 57.6 | 19 | 14 | 79.3 |

## RECEIVING

| Year                  | Player | No.   | Yds. | Avg. | TD |
|-----------------------|--------|-------|------|------|----|
| 1934 Harry Ebding     | 9      | 257   | 28.5 | --   |    |
| 1935 Ernie Caddel     | 10     | 171   | 17.1 | --   |    |
| 1936 Ernie Caddel     | 19     | 150   | 7.9  | --   |    |
| 1937 Ernie Caddel     | 9      | 80    | 8.9  | --   |    |
| 1938 Lloyd Cardwell   | 9      | 138   | 15.3 | 5    |    |
| 1939 Monk Moscrip     | 14     | 176   | 12.6 | --   |    |
| 1940 Lloyd Cardwell   | 20     | 349   | 17.5 | --   |    |
| 1941 Bill Fisk        | 9      | 140   | 15.6 | --   |    |
| 1942 Bill Fisk        | 15     | 177   | 11.8 | --   |    |
| 1943 Harry Hopp       | 17     | 229   | 13.5 | 6    |    |
| 1944 Jack Matheson    | 23     | 361   | 15.7 | 3    |    |
| 1945 Johnny Greene    | 26     | 550   | 21.2 | 5    |    |
| 1946 Johnny Greene    | 20     | 289   | 14.5 | 2    |    |
| 1947 Johnny Greene    | 38     | 621   | 16.3 | 5    |    |
| 1948 Joe Margucci     | 36     | 450   | 12.5 | 2    |    |
| 1949 Bob Mann         | 66     | 1,014 | 15.4 | 4    |    |
| 1950 Cloyce Box       | 50     | 1,009 | 20.2 | 11   |    |
| 1951 Leon Hart        | 35     | 544   | 15.5 | 12   |    |
| 1952 Cloyce Box       | 42     | 924   | 22.0 | 15   |    |
| 1953 Doak Walker      | 30     | 502   | 16.7 | 3    |    |
| 1954 Dorne Dibble     | 46     | 768   | 16.7 | 6    |    |
| 1955 Dave Middleton   | 44     | 663   | 15.1 | 3    |    |
| 1956 Dave Middleton   | 39     | 606   | 15.5 | 5    |    |
| 1957 Jim Doran        | 33     | 624   | 18.9 | 5    |    |
| 1958 Dave Middleton   | 29     | 506   | 17.4 | 3    |    |
| 1959 Jim Gibbons      | 31     | 431   | 13.9 | 1    |    |
| 1960 Jim Gibbons      | 51     | 604   | 11.8 | 2    |    |
| 1961 Gail Cogdill     | 45     | 956   | 21.3 | 6    |    |
| 1962 Gail Cogdill     | 53     | 991   | 18.7 | 7    |    |
| 1963 Terry Barr       | 66     | 1,086 | 16.5 | 13   |    |
| 1964 Terry Barr       | 57     | 1,030 | 18.1 | 9    |    |
| 1965 Pat Studstill    | 28     | 389   | 13.9 | 3    |    |
| 1966 Pat Studstill    | 67     | 1,266 | 18.9 | 5    |    |
| 1967 Mel Farr         | 39     | 317   | 8.1  | 3    |    |
| 1968 Earl McCullouch  | 40     | 680   | 17.0 | 5    |    |
| 1969 Charlie Sanders  | 42     | 656   | 15.6 | 3    |    |
| 1970 Charlie Sanders  | 40     | 544   | 13.6 | 6    |    |
| 1971 Steve Owens      | 32     | 350   | 10.9 | 2    |    |
| 1972 Altie Taylor     | 29     | 250   | 8.6  | 2    |    |
| 1973 Charlie Sanders  | 28     | 433   | 15.5 | 2    |    |
| 1974 Ron Jessie       | 54     | 761   | 14.1 | 3    |    |
| 1975 Charlie Sanders  | 37     | 486   | 13.1 | 3    |    |
| 1976 Ray Jarvis       | 39     | 822   | 21.1 | 5    |    |
| 1977 Horace King      | 40     | 238   | 6.0  | 0    |    |
| 1978 David Hill       | 53     | 633   | 11.9 | 4    |    |
| 1979 Fred Scott       | 62     | 829   | 13.4 | 5    |    |
| 1980 Fred Scott       | 53     | 834   | 15.7 | 4    |    |
| 1981 Fred Scott       | 53     | 1,022 | 19.3 | 5    |    |
| 1982 Billy Sims       | 34     | 342   | 10.1 | 0    |    |
| 1983 James Jones      | 46     | 467   | 10.2 | 1    |    |
| 1984 James Jones      | 77     | 662   | 8.6  | 5    |    |
| 1985 Leonard Thompson | 51     | 736   | 14.4 | 5    |    |
| 1986 James Jones      | 54     | 334   | 6.2  | 1    |    |
| Jeff Chadwick         | 53     | 995   | 18.8 | 5    |    |
| 1987 Pete Mandley     | 58     | 720   | 12.4 | 7    |    |
| 1988 Pete Mandley     | 44     | 617   | 14.0 | 4    |    |

|                           |     |       |      |    |  |
|---------------------------|-----|-------|------|----|--|
| 1989 Richard Johnson      | 70  | 1,091 | 15.6 | 8  |  |
| 1990 Richard Johnson      | 64  | 727   | 11.4 | 6  |  |
| Robert Clark              | 53  | 932   | 17.6 | 8  |  |
| 1991 Brett Perriman       | 52  | 668   | 12.8 | 1  |  |
| 1992 Brett Perriman       | 69  | 810   | 11.7 | 4  |  |
| Herman Moore              | 52  | 966   | 18.6 | 4  |  |
| 1993 Herman Moore         | 61  | 935   | 15.3 | 6  |  |
| 1994 Herman Moore         | 72  | 1,173 | 16.3 | 11 |  |
| 1995 Herman Moore*        | 123 | 1,686 | 13.7 | 14 |  |
| Brett Perriman            | 108 | 1,488 | 13.8 | 9  |  |
| 1996 Herman Moore         | 106 | 1,296 | 12.2 | 9  |  |
| 1997 Herman Moore* (tied) | 104 | 1,293 | 12.4 | 8  |  |

## SCORING

| Year                  | Player | TD | FG | XP Tot. |
|-----------------------|--------|----|----|---------|
| 1934 Dutch Clark      | 8      | 4  | 13 | 73      |
| 1935 Dutch Clark      | 6      | 1  | 16 | 55      |
| 1936 Dutch Clark      | 7      | 4  | 19 | 73      |
| 1937 Dutch Clark      | 6      | 3  | 6  | 45      |
| 1938 Lloyd Cardwell   | 5      | 0  | 0  | 30      |
| 1939 Chuck Hanneman   | 2      | 4  | 5  | 29      |
| 1940 Byron White      | 5      | 0  | 2  | 32      |
| 1941 Byron White      | 4      | 0  | 0  | 24      |
| 1942 Elmer Hackney    | 2      | 0  | 0  | 12      |
| 1943 Harry Hopp       | 9      | 0  | 0  | 54      |
| 1944 Frank Sinkwich   | 6      | 2  | 24 | 66      |
| 1945 Bob Westfall     | 9      | 0  | 0  | 54      |
| 1946 Bob Cifers       | 4      | 0  | 0  | 24      |
| 1947 Bill Dudley      | 11     | 0  | 0  | 66      |
| 1948 Bill Dudley      | 7      | 0  | 0  | 42      |
| 1949 Bill Dudley      | 6      | 5  | 30 | 81      |
| 1950 Doak Walker      | 11     | 8  | 38 | 128     |
| 1951 Doak Walker      | 6      | 6  | 43 | 97      |
| 1952 Cloyce Box       | 15     | 0  | 0  | 90      |
| 1953 Doak Walker      | 5      | 12 | 27 | 93      |
| 1954 Doak Walker      | 5      | 11 | 43 | 106     |
| 1955 Doak Walker      | 7      | 9  | 27 | 96      |
| 1956 Bobby Layne      | 5      | 12 | 33 | 99      |
| 1957 Bobby Layne      | 0      | 6  | 25 | 43      |
| 1958 Jim Martin       | 0      | 7  | 28 | 49      |
| 1959 Howard Cassady   | 5      | 0  | 0  | 30      |
| 1960 Jim Martin       | 0      | 13 | 26 | 65      |
| 1961 Jim Martin       | 0      | 15 | 25 | 70      |
| 1962 Wayne Walker     | 0      | 9  | 37 | 64      |
| 1963 Terry Barr       | 13     | 0  | 0  | 78      |
| 1964 Wayne Walker     | 0      | 14 | 32 | 74      |
| 1965 Wayne Walker     | 0      | 8  | 33 | 57      |
| 1966 Garo Yepremian   | 0      | 13 | 11 | 50      |
| 1967 Mel Farr         | 6      | 0  | 0  | 36      |
| Tom Nowatzke          | 6      | 0  | 0  | 36      |
| 1968 Mel Farr         | 7      | 0  | 0  | 42      |
| Bill Gambrell         | 7      | 0  | 0  | 42      |
| 1969 Errol Mann       | 0      | 25 | 26 | 101     |
| 1970 Errol Mann       | 0      | 20 | 31 | 101     |
| 1971 Errol Mann       | 0      | 22 | 37 | 103     |
| 1972 Errol Mann       | 0      | 20 | 38 | 98      |
| 1973 Errol Mann       | 0      | 13 | 14 | 53      |
| 1974 Errol Mann       | 0      | 23 | 23 | 92      |
| 1975 Errol Mann       | 0      | 14 | 29 | 67      |
| 1976 Benny Ricardo    | 0      | 10 | 19 | 49      |
| 1977 Steve Mike-Mayer | 0      | 8  | 19 | 43      |
| 1978 Benny Ricardo    | 0      | 20 | 32 | 92      |
| 1979 Benny Ricardo    | 0      | 10 | 25 | 55      |
| 1980 Eddie Murray     | 0      | 27 | 35 | 116     |
| 1981 Eddie Murray     | 0      | 25 | 46 | 121     |
| 1982 Eddie Murray     | 0      | 11 | 16 | 49      |

|                    |    |    |    |     |
|--------------------|----|----|----|-----|
| 1983 Eddie Murray  | 0  | 25 | 38 | 113 |
| 1984 Eddie Murray  | 0  | 20 | 31 | 91  |
| 1985 Eddie Murray  | 0  | 26 | 31 | 109 |
| 1986 Eddie Murray  | 0  | 18 | 31 | 85  |
| 1987 Eddie Murray  | 0  | 20 | 21 | 81  |
| 1988 Eddie Murray  | 0  | 20 | 22 | 82  |
| 1989 Eddie Murray  | 0  | 20 | 36 | 96  |
| 1990 Barry Sanders | 13 | 0  | 0  | 96  |
| 1991 Barry Sanders | 17 | 0  | 0  | 102 |
| 1992 Jason Hanson  | 0  | 21 | 30 | 93  |
| 1993 Jason Hanson# | 0  | 34 | 28 | 130 |
| 1994 Jason Hanson  | 0  | 18 | 39 | 93  |
| 1995 Jason Hanson# | 0  | 28 | 48 | 132 |
| 1996 Jason Hanson  | 0  | 12 | 36 | 72  |
| 1997 Jason Hanson  | 0  | 26 | 39 | 117 |

|                   |    |       |      |   |
|-------------------|----|-------|------|---|
| 1992 Mel Gray     | 42 | 1,006 | 24.0 | 1 |
| 1993 Mel Gray     | 28 | 688   | 24.6 | 1 |
| 1994 Mel Gray*    | 45 | 1,276 | 28.4 | 3 |
| 1995 Ron Rivers   | 19 | 420   | 22.1 | 0 |
| 1996 Glyn Milburn | 64 | 1,627 | 25.4 | 0 |
| 1997 Glyn Milburn | 55 | 1,315 | 23.9 | 0 |

**PUNT RETURN**

| Year | Player             | No. | Yds. | Avg. | TD |
|------|--------------------|-----|------|------|----|
| 1944 | Frank Sinkwich     | 11  | 148  | 13.5 | 0  |
| 1945 | Dave Ryan          | 15  | 221  | 14.7 | 0  |
| 1946 | Bill DeCorrevont   | 6   | 81   | 13.5 | 0  |
| 1947 | William Dudley     | 11  | 182  | 16.5 | 1  |
| 1948 | Joe Margucci       | 10  | 100  | 10.0 | 0  |
| 1949 | Bill Dudley        | 11  | 199  | 18.1 | 1  |
| 1950 | Clarence Self      | 12  | 129  | 10.8 | 0  |
| 1951 | Jack Christiansen  | 18  | 343  | 19.1 | 4  |
| 1952 | Jack Christiansen* | 15  | 322  | 21.5 | 2  |
| 1953 | Yale Lary          | 13  | 115  | 8.8  | 1  |
| 1954 | Jack Christiansen  | 23  | 225  | 9.8  | 1  |
| 1955 | Lee Riley          | 14  | 107  | 7.6  | 0  |
| 1956 | Howard Cassady     | 13  | 83   | 6.4  | 0  |
| 1957 | Yale Lary          | 25  | 139  | 5.6  | 0  |
| 1958 | Yale Lary          | 27  | 196  | 7.3  | 1  |
| 1959 | Terry Barr         | 16  | 102  | 6.4  | 0  |
| 1960 | Terry Barr         | 14  | 104  | 7.4  | 0  |
| 1961 | Howard Cassady     | 16  | 159  | 9.9  | 0  |
| 1962 | Pat Studstill*     | 29  | 457  | 15.8 | 0  |
| 1963 | Tommy Watkins      | 32  | 399  | 12.5 | 1  |
| 1964 | Tommy Watkins*     | 16  | 238  | 14.9 | 2  |
| 1965 | Tommy Watkins      | 23  | 234  | 10.2 | 0  |
| 1966 | Tommy Vaughn       | 18  | 179  | 9.9  | 0  |
| 1967 | Tommy Watkins      | 15  | 57   | 3.8  | 0  |
| 1968 | Lem Barney         | 13  | 79   | 6.1  | 0  |
| 1969 | Lem Barney         | 9   | 91   | 21.2 | 1  |
| 1970 | Lem Barney         | 25  | 259  | 10.4 | 1  |
| 1971 | Lem Barney         | 14  | 122  | 8.7  | 0  |
| 1972 | Lem Barney         | 15  | 108  | 7.2  | 0  |
| 1973 | Lem Barney         | 27  | 231  | 8.6  | 0  |
| 1974 | Dick Jauron#       | 17  | 286  | 16.8 | 0  |
| 1975 | Charlie West       | 22  | 219  | 10.0 | 0  |
| 1976 | Lem Barney         | 23  | 191  | 8.3  | 0  |
| 1977 | Eddie Payton       | 27  | 273  | 10.1 | 1  |
| 1978 | Jesse Thompson     | 16  | 161  | 10.1 | 0  |
| 1979 | John Arnold        | 19  | 164  | 8.6  | 0  |
| 1980 | Ray Williams       | 27  | 259  | 9.6  | 0  |
| 1981 | Robbie Martin      | 52  | 450  | 8.7  | 1  |
| 1982 | Robbie Martin      | 26  | 275  | 10.6 | 0  |
| 1983 | Ken Jenkins        | 23  | 230  | 10.0 | 0  |
| 1984 | Robbie Martin      | 25  | 210  | 8.4  | 0  |
| 1985 | Pete Mandley       | 38  | 403  | 10.6 | 1  |
| 1986 | Pete Mandley       | 43  | 420  | 9.8  | 1  |
| 1987 | Pete Mandley       | 23  | 250  | 10.9 | 0  |
| 1988 | Pete Mandley       | 37  | 287  | 7.8  | 0  |
| 1989 | Walter Stanley*    | 36  | 496  | 13.8 | 0  |
| 1990 | Mel Gray           | 34  | 361  | 10.6 | 0  |
| 1991 | Mel Gray*          | 25  | 385  | 15.4 | 1  |
| 1992 | Mel Gray           | 18  | 175  | 9.7  | 1  |
| 1993 | Mel Gray           | 23  | 197  | 8.6  | 0  |
| 1994 | Mel Gray           | 21  | 233  | 11.1 | 0  |
| 1995 | Johnnie Morton     | 7   | 48   | 6.9  | 0  |
| 1996 | Glyn Milburn       | 34  | 284  | 8.4  | 0  |
| 1997 | Glyn Milburn       | 47  | 433  | 9.2  | 0  |

**KICKOFF RETURN**

| Year | Player            | No. | Yds.  | Avg. | TD |
|------|-------------------|-----|-------|------|----|
| 1944 | Arthur Van Tone   | 9   | 227   | 25.2 | 1  |
| 1945 | Andrew Farkas     | 8   | 165   | 20.6 | 0  |
| 1946 | Dave Ryan         | 15  | 308   | 20.5 | 1  |
| 1947 | William Dudley    | 15  | 359   | 23.9 | 0  |
| 1948 | Camp Wilson       | 10  | 228   | 22.8 | 0  |
| 1949 | Don Doll*         | 21  | 536   | 25.5 | 0  |
| 1950 | Doak Walker       | 10  | 225   | 22.5 | 0  |
| 1951 | Doak Walker       | 15  | 408   | 27.2 | 0  |
| 1952 | Jack Christiansen | 16  | 409   | 25.6 | 0  |
| 1953 | Jack Christiansen | 10  | 183   | 18.3 | 0  |
| 1954 | Jug Girard        | 12  | 248   | 20.7 | 0  |
| 1955 | Dave Middleton    | 11  | 188   | 17.1 | 0  |
| 1956 | Howard Cassady    | 16  | 382   | 23.9 | 0  |
| 1957 | Howard Cassady    | 10  | 232   | 23.2 | 0  |
| 1958 | Ken Webb          | 7   | 154   | 22.0 | 0  |
| 1959 | Ken Webb          | 16  | 352   | 22.0 | 0  |
| 1960 | Jim Steffen       | 8   | 225   | 28.1 | 0  |
| 1961 | Pat Studstill     | 16  | 448   | 28.1 | 1  |
| 1962 | Tommy Watkins     | 17  | 452   | 26.6 | 0  |
| 1963 | Tommy Watkins     | 21  | 447   | 21.3 | 0  |
| 1964 | Pat Studstill     | 29  | 708   | 24.4 | 0  |
| 1965 | Tommy Watkins*    | 17  | 584   | 34.4 | 0  |
| 1966 | Tommy Vaughn      | 23  | 595   | 26.0 | 0  |
| 1967 | Tommy Vaughn      | 16  | 446   | 27.9 | 0  |
| 1968 | Lem Barney        | 25  | 670   | 26.8 | 1  |
| 1969 | Bobby Williams*   | 17  | 563   | 33.1 | 1  |
| 1970 | Bobby Williams    | 25  | 544   | 21.7 | 1  |
| 1971 | Ron Jessie        | 16  | 470   | 29.4 | 2  |
| 1972 | Ron Jessie        | 23  | 558   | 24.3 | 0  |
| 1973 | Dick Jauron       | 17  | 405   | 23.8 | 0  |
| 1974 | Jimmie Jones      | 38  | 927   | 24.4 | 0  |
| 1975 | Bobby Thompson    | 22  | 565   | 25.7 | 0  |
| 1976 | James Hunter      | 14  | 375   | 26.6 | 0  |
| 1977 | Eddie Payton      | 18  | 457   | 25.4 | 1  |
| 1978 | Jesse Thompson    | 14  | 346   | 24.7 | 0  |
| 1979 | John Arnold       | 23  | 539   | 23.4 | 0  |
| 1980 | Rick Kane         | 23  | 495   | 21.5 | 0  |
| 1981 | Alvin Hall        | 25  | 525   | 21.0 | 0  |
| 1982 | Alvin Hall#       | 16  | 426   | 26.6 | 1  |
| 1983 | Alvin Hall        | 23  | 492   | 21.4 | 0  |
| 1984 | Pete Mandley      | 22  | 390   | 17.7 | 0  |
| 1985 | Alvin Hall        | 39  | 886   | 22.7 | 0  |
| 1986 | Herman Hunter     | 48  | 1,007 | 21.0 | 0  |
| 1987 | Gary Lee          | 32  | 719   | 22.5 | 0  |
| 1988 | Gary Lee          | 18  | 355   | 19.7 | 0  |
| 1989 | Mel Gray#         | 24  | 640   | 26.7 | 0  |
| 1990 | Mel Gray          | 41  | 939   | 22.9 | 0  |
| 1991 | Mel Gray*         | 36  | 929   | 25.8 | 0  |

## PUNTING

| Year | Player               | No. | Avg. | Net  | In20 | Long |  |  |  |  |
|------|----------------------|-----|------|------|------|------|--|--|--|--|
| 1944 | Frank Sinkwich       | 45  | 41.0 | ---  | ---  | ---  |  |  |  |  |
| 1945 | Chas. Fenenbock      | 29  | 36.8 | ---  | ---  | ---  |  |  |  |  |
| 1946 | Bob Cifers           | 30  | 45.6 | ---  | ---  | ---  |  |  |  |  |
| 1947 | Leroy Zimmerman      | 49  | 42.4 | ---  | ---  | ---  |  |  |  |  |
| 1948 | George Grimes        | 28  | 35.9 | ---  | ---  | ---  |  |  |  |  |
| 1949 | Bill Dudley          | 32  | 39.9 | ---  | ---  | ---  |  |  |  |  |
| 1950 | Bob Smith            | 32  | 40.9 | ---  | ---  | ---  |  |  |  |  |
| 1951 | Bob Smith            | 49  | 42.5 | ---  | ---  | ---  |  |  |  |  |
| 1952 | Bob Smith            | 61  | 44.7 | ---  | ---  | ---  |  |  |  |  |
| 1953 | Bob Smith            | 40  | 41.2 | ---  | ---  | ---  |  |  |  |  |
| 1954 | Jug Girard           | 63  | 41.0 | ---  | ---  | ---  |  |  |  |  |
| 1955 | Jug Girard           | 56  | 41.3 | ---  | ---  | ---  |  |  |  |  |
| 1956 | Yale Lary            | 42  | 40.4 | ---  | ---  | ---  |  |  |  |  |
| 1957 | Yale Lary            | 54  | 39.9 | ---  | ---  | ---  |  |  |  |  |
| 1958 | Yale Lary            | 59  | 42.8 | ---  | ---  | ---  |  |  |  |  |
| 1959 | Yale Lary            | 45  | 47.1 | ---  | ---  | ---  |  |  |  |  |
| 1960 | Yale Lary            | 64  | 43.8 | ---  | ---  | ---  |  |  |  |  |
| 1961 | Yale Lary            | 52  | 48.4 | ---  | ---  | ---  |  |  |  |  |
| 1962 | Yale Lary            | 52  | 45.3 | ---  | ---  | ---  |  |  |  |  |
| 1963 | Yale Lary            | 35  | 48.9 | ---  | ---  | ---  |  |  |  |  |
| 1964 | Yale Lary            | 67  | 46.3 | ---  | ---  | ---  |  |  |  |  |
| 1965 | Pat Studstill        | 78  | 42.8 | ---  | ---  | ---  |  |  |  |  |
| 1966 | Pat Studstill        | 72  | 41.1 | ---  | ---  | ---  |  |  |  |  |
| 1967 | Pat Studstill        | 36  | 44.5 | ---  | ---  | ---  |  |  |  |  |
| 1968 | Jerry DePoyster      | 71  | 40.4 | ---  | ---  | ---  |  |  |  |  |
| 1969 | Lem Barney           | 66  | 34.1 | ---  | ---  | 53   |  |  |  |  |
| 1970 | Herman Weaver        | 62  | 40.0 | ---  | ---  | 65   |  |  |  |  |
| 1971 | Herman Weaver        | 42  | 41.7 | ---  | ---  | 63   |  |  |  |  |
| 1972 | Herman Weaver        | 43  | 40.3 | ---  | ---  | 55   |  |  |  |  |
| 1973 | Herman Weaver        | 54  | 43.2 | ---  | ---  | 66   |  |  |  |  |
| 1974 | Herman Weaver        | 72  | 38.5 | ---  | ---  | 61   |  |  |  |  |
| 1975 | Herman Weaver#       | 80  | 42.0 | ---  | ---  | 61   |  |  |  |  |
| 1976 | Herman Weaver        | 83  | 39.5 | ---  | ---  | 69   |  |  |  |  |
| 1977 | Wilbur Summers       | 93  | 36.8 | ---  | ---  | 51   |  |  |  |  |
| 1978 | Tom Skladany#        | 86  | 42.5 | ---  | ---  | 63   |  |  |  |  |
| 1979 | Larry Swider         | 88  | 40.0 | ---  | ---  | 72   |  |  |  |  |
|      | Tom Skladany         | 10  | 40.6 | ---  | ---  | 52   |  |  |  |  |
| 1980 | Tom Skladany         | 72  | 42.2 | ---  | 18   | 67   |  |  |  |  |
| 1981 | Tom Skladany#        | 64  | 43.5 | ---  | 21   | 74   |  |  |  |  |
| 1982 | Tom Skladany         | 36  | 41.2 | 33.9 | 6    | 59   |  |  |  |  |
| 1983 | Mike Black           | 71  | 41.0 | 33.7 | 17   | 60   |  |  |  |  |
| 1984 | Mike Black           | 76  | 41.6 | 32.7 | 13   | 63   |  |  |  |  |
| 1985 | Mike Black           | 73  | 41.8 | 34.7 | 18   | 60   |  |  |  |  |
| 1986 | Mike Black           | 46  | 39.5 | 30.7 | 11   | 57   |  |  |  |  |
|      | Jim Arnold           | 36  | 42.6 | 30.7 | 7    | 60   |  |  |  |  |
| 1987 | Jim Arnold           | 46  | 43.6 | 37.9 | 17   | 60   |  |  |  |  |
| 1988 | Jim Arnold#          | 97  | 42.4 | 35.9 | 22   | 69   |  |  |  |  |
| 1989 | Jim Arnold           | 82  | 43.1 | 36.0 | 15   | 64   |  |  |  |  |
| 1990 | Jim Arnold           | 63  | 40.6 | 35.3 | 10   | 59   |  |  |  |  |
| 1991 | Jim Arnold           | 75  | 41.2 | 35.4 | 27   | 63   |  |  |  |  |
| 1992 | Jim Arnold           | 65  | 43.8 | 38.3 | 12   | 71   |  |  |  |  |
| 1993 | Jim Arnold#          | 72  | 44.5 | 36.8 | 15   | 68   |  |  |  |  |
| 1994 | Greg Montgomery      | 63  | 44.2 | 34.2 | 20   | 69   |  |  |  |  |
| 1995 | Mark Royals          | 57  | 42.0 | 31.8 | 15   | 69   |  |  |  |  |
| 1996 | Mark Royals          | 69  | 43.8 | 33.3 | 11   | 60   |  |  |  |  |
| 1997 | John Jett            | 84  | 42.6 | 35.6 | 25   | 60   |  |  |  |  |
|      | Ivan Trebotich       | B   | 3    | 46   | 0    |      |  |  |  |  |
| 1946 | Dave Ryan            | B   | 4    | 105  | 0    |      |  |  |  |  |
| 1947 | Bill Dudley          | B   | 5    | 104  | 1    |      |  |  |  |  |
|      | Bob Wiese            | B   | 5    | 54   | 0    |      |  |  |  |  |
| 1948 | Jim Gillette         | B   | 6    | 17   | 0    |      |  |  |  |  |
| 1949 | Don Doll             | B   | 11   | 301  | 2    |      |  |  |  |  |
| 1950 | Don Doll             | B   | 12   | 163  | 1    |      |  |  |  |  |
| 1951 | Bob Smith            | DB  | 3    | 70   | 0    |      |  |  |  |  |
| 1952 | Bob Smith            | DB  | 9    | 184  | 1    |      |  |  |  |  |
| 1953 | Jack Christiansen*   | DB  | 12   | 238  | 1    |      |  |  |  |  |
| 1954 | Jack Christiansen    | DB  | 8    | 84   | 1    |      |  |  |  |  |
| 1955 | Jack Christiansen    | DB  | 3    | 49   | 0    |      |  |  |  |  |
|      | Jim David            | DB  | 3    | 44   | 0    |      |  |  |  |  |
|      | Bill Stits           | DB  | 3    | 7    | 0    |      |  |  |  |  |
| 1956 | Yale Lary            | DB  | 8    | 182  | 1    |      |  |  |  |  |
|      | Jack Christiansen    | DB  | 8    | 109  | 0    |      |  |  |  |  |
| 1957 | Jack Christiansen*   | DB  | 10   | 137  | 1    |      |  |  |  |  |
| 1958 | Joe Schmidt          | LB  | 6    | 69   | 0    |      |  |  |  |  |
| 1959 | Gary Lowe            | DB  | 5    | 130  | 0    |      |  |  |  |  |
| 1960 | Dick Lane            | DB  | 5    | 102  | 1    |      |  |  |  |  |
| 1961 | Dick Lane            | DB  | 6    | 73   | 0    |      |  |  |  |  |
|      | Yale Lary            | DB  | 6    | 95   | 0    |      |  |  |  |  |
| 1962 | Yale Lary            | DB  | 8    | 51   | 0    |      |  |  |  |  |
| 1963 | Dick LeBeau          | DB  | 5    | 158  | 1    |      |  |  |  |  |
|      | Dick Lane            | DB  | 5    | 70   | 0    |      |  |  |  |  |
| 1964 | Yale Lary            | DB  | 6    | 101  | 0    |      |  |  |  |  |
| 1965 | Dick LeBeau          | DB  | 7    | 84   | 1    |      |  |  |  |  |
| 1966 | Mike Lucci           | LB  | 5    | 118  | 1    |      |  |  |  |  |
|      | Bruce Maher          | DB  | 5    | 90   | 0    |      |  |  |  |  |
| 1967 | Lem Barney*          | DB  | 10   | 232  | 3    |      |  |  |  |  |
| 1968 | Lem Barney           | DB  | 7    | 82   | 0    |      |  |  |  |  |
| 1969 | Lem Barney           | DB  | 8    | 126  | 0    |      |  |  |  |  |
| 1970 | Dick LeBeau#         | DB  | 9    | 96   | 0    |      |  |  |  |  |
| 1971 | Dick LeBeau#         | DB  | 6    | 76   | 0    |      |  |  |  |  |
| 1972 | Lem Barney           | DB  | 3    | 88   | 0    |      |  |  |  |  |
| 1973 | Levi Johnson         | DB  | 5    | 82   | 0    |      |  |  |  |  |
| 1974 | Levi Johnson         | DB  | 5    | 139  | 2    |      |  |  |  |  |
| 1975 | Lem Barney           | DB  | 5    | 23   | 0    |      |  |  |  |  |
| 1976 | James Hunter         | DB  | 7    | 120  | 1    |      |  |  |  |  |
| 1977 | James Hunter         | CB  | 6    | 104  | 0    |      |  |  |  |  |
| 1978 | Jimmy Allen          | S   | 5    | 70   | 0    |      |  |  |  |  |
| 1979 | Luther Bradley       | DB  | 4    | 11   | 0    |      |  |  |  |  |
|      | Jimmy Allen          | S   | 4    | 0    | 0    |      |  |  |  |  |
| 1980 | Jimmy Allen          | S   | 6    | 38   | 0    |      |  |  |  |  |
|      | James Hunter         | CB  | 6    | 20   | 0    |      |  |  |  |  |
| 1981 | Jimmy Allen          | S   | 9    | 123  | 0    |      |  |  |  |  |
| 1982 | Bobby Watkins        | CB  | 5    | 22   | 0    |      |  |  |  |  |
| 1983 | Bruce McNorton       | CB  | 7    | 30   | 0    |      |  |  |  |  |
| 1984 | Bobby Watkins        | CB  | 6    | 0    | 0    |      |  |  |  |  |
| 1985 | Bobby Watkins        | CB  | 5    | 15   | 0    |      |  |  |  |  |
| 1986 | Devon Mitchell       | S   | 5    | 41   | 0    |      |  |  |  |  |
| 1987 | James Griffin        | S   | 6    | 130  | 0    |      |  |  |  |  |
| 1988 | Devon Mitchell       | S   | 3    | 107  | 1    |      |  |  |  |  |
|      | George Jamison       | LB  | 3    | 56   | 1    |      |  |  |  |  |
| 1989 | Jerry Holmes         | CB  | 6    | 77   | 1    |      |  |  |  |  |
| 1990 | William White        | S   | 5    | 120  | 1    |      |  |  |  |  |
| 1991 | Ray Crockett# (tied) | CB  | 6    | 141  | 1    |      |  |  |  |  |
| 1992 | William White        | S   | 4    | 54   | 0    |      |  |  |  |  |
|      | Ray Crockett         | CB  | 4    | 50   | 0    |      |  |  |  |  |
|      | Kevin Scott          | CB  | 4    | 35   | 0    |      |  |  |  |  |
|      | Melvin Jenkins       | CB  | 4    | 34   | 0    |      |  |  |  |  |
| 1993 | Pat Swilling         | LB  | 3    | 16   | 0    |      |  |  |  |  |
| 1994 | Robert Massey        | CB  | 4    | 25   | 0    |      |  |  |  |  |
| 1995 | Willie Clay          | S   | 8    | 173* | 0    |      |  |  |  |  |
| 1996 | Ryan McNeil          | CB  | 5    | 14   | 0    |      |  |  |  |  |
| 1997 | Mark Carrier         | S   | 5    | 94   | 0    |      |  |  |  |  |

## INTERCEPTIONS

| Year | Player             | Pos. | No. | Yards | TD |
|------|--------------------|------|-----|-------|----|
| 1944 | Alex Wojciechowicz | C    | 7   | 88    | 0  |
| 1945 | Dave Rojan         | B    | 3   | 90    | 0  |
|      | Charles DeShane    | B    | 3   | 75    | 1  |
|      | John Greene        | C    | 3   | 65    | 0  |
|      | Damon Tassos       | G    | 3   | 49    | 0  |

**TACKLES**

(since 1973)

| Year | Player             | Pos. | Total | Solo | Asst. |
|------|--------------------|------|-------|------|-------|
| 1973 | Charlie Weaver     | LB   | 55    | --   | --    |
| 1974 | Jim Laslavic       | LB   | 94    | --   | --    |
| 1975 | Paul Naumoff       | LB   | 143   | --   | --    |
| 1976 | Charlie Weaver     | LB   | 114   | --   | --    |
| 1977 | Ed O'Neil          | LB   | 114   | 71   | 43    |
| 1978 | Ed O'Neil          | LB   | 141   | 85   | 56    |
| 1979 | Doug English       | DT   | 122   | 90   | 32    |
| 1980 | Ken Fantetti       | LB   | 130   | 85   | 45    |
| 1981 | Ken Fantetti       | LB   | 148   | --   | --    |
| 1982 | Ken Fantetti       | LB   | 71    | 54   | 17    |
| 1983 | Ken Fantetti       | LB   | 132   | 82   | 50    |
| 1984 | Alvin Hall         | DB   | 147   | 94   | 53    |
| 1985 | William Graham     | S    | 113   | 75   | 38    |
| 1986 | Demetrious Johnson | S    | 112   | 92   | 20    |
| 1987 | Dennis Gibson      | LB   | 82    | 68   | 14    |
| 1988 | Chris Spielman     | LB   | 153   | 118  | 35    |
| 1989 | Chris Spielman     | LB   | 125   | 89   | 36    |
| 1990 | Chris Spielman     | LB   | 108   | 79   | 29    |
| 1991 | Chris Spielman     | LB   | 126   | 84   | 42    |
| 1992 | Chris Spielman     | LB   | 146   | 94   | 52    |
| 1993 | Chris Spielman     | LB   | 148   | 97   | 51    |
| 1994 | Chris Spielman     | LB   | 195   | 124  | 71    |
| 1995 | Chris Spielman     | LB   | 137   | 90   | 47    |
| 1996 | Bennie Blades      | S    | 131   | 99   | 32    |
| 1997 | Stephen Boyd       | LB   | 192   | 123  | 69    |

**QUARTERBACK SACKS**

(since 1973)

| Year | Player           | Pos. | Sacks | Yds.  |
|------|------------------|------|-------|-------|
| 1973 | Larry Hand       | DT   | 11.0  | ---   |
| 1974 | Ken Sanders      | DE   | 6.5   | ---   |
| 1975 | Larry Hand       | DT   | 7.0   | ---   |
| 1976 | Charlie Weaver   | LB   | 7.0   | ---   |
| 1977 | Ken Sanders      | DE   | 9.0   | ---   |
| 1978 | Al Baker         | DE   | 23.0  | 206.0 |
| 1979 | Al Baker         | DE   | 16.0  | 137.5 |
| 1980 | Al Baker         | DE   | 18.0  | 136.5 |
| 1981 | Dave Pureifory   | DE   | 12.0  | 96.0  |
| 1982 | Al Baker         | DE   | 8.5   | 61.0  |
| 1983 | William Gay      | DT   | 13.5  | 103.5 |
| 1984 | William Gay      | DE   | 10.0  | 72.0  |
| 1985 | Jimmy Williams   | LB   | 7.5   | 55.0  |
| 1986 | Keith Ferguson   | DE   | 9.5   | 73.0  |
| 1987 | Michael Cofer    | LB   | 8.5   | 78.0  |
| 1988 | Michael Cofer    | LB   | 12.0  | 88.0  |
| 1989 | Michael Cofer    | LB   | 9.5   | 60.0  |
| 1990 | Michael Cofer    | LB   | 10.0  | 57.0  |
| 1991 | Jeff Hunter      | DE   | 6.0   | 60.0  |
| 1992 | Tracy Scroggins  | LB   | 7.5   | 41.0  |
| 1993 | Robert Porcher   | DE   | 8.5   | 53.0  |
| 1994 | Broderick Thomas | LB   | 7.0   | 49.5  |
| 1995 | Henry Thomas     | DT   | 10.5  | 82.0  |
| 1996 | Robert Porcher   | DE   | 10.0  | 71.0  |
| 1997 | Robert Porcher   | DE   | 12.5  | 75.5  |

\* NFL Leader

# NFC Leader

## 300-Yard Passing Games

(Since 1950)

| Date     | Game           | Player         | Yds | Com | Att |
|----------|----------------|----------------|-----|-----|-----|
| 11/5/50  | Chicago        | Bobby Layne    | 374 | 23  | 45  |
| 9/30/51  | Washington     | Bobby Layne    | 310 | 20  | 26  |
| 10/21/51 | N.Y. Yankees   | Bobby Layne    | 315 | 20  | 44  |
| 9/27/53  | Pittsburgh     | Bobby Layne    | 364 | 19  | 37  |
| 11/20/55 | Chicago        | Bobby Layne    | 319 | 20  | 32  |
| 11/3/63  | at S.F. 49ers  | Earl Morral    | 330 | 24  | 33  |
| 11/17/63 | L.A. Rams      | Earl Morral    | 312 | 21  | 44  |
| 11/1/64  | L.A. Rams      | Milt Plum      | 347 | 16  | 24  |
| 11/14/76 | at New Orleans | Greg Landry    | 310 | 27  | 38  |
| 12/9/78  | Minnesota      | Gary Danielson | 352 | 26  | 33  |
| 10/5/80  | at Atlanta     | Gary Danielson | 348 | 23  | 36  |
| 12/14/80 | Tampa Bay      | Gary Danielson | 360 | 29  | 44  |
| 10/19/81 | Chicago        | Eric Hipple    | 336 | 14  | 25  |
| 11/22/84 | Green Bay      | Gary Danielson | 305 | 24  | 33  |
| 9/21/86  | Tampa Bay      | Eric Hipple    | 318 | 31  | 46  |
| 10/19/86 | at L.A. Rams   | Eric Hipple    | 316 | 31  | 50  |

| Date     | Game           | Player         | Yds | Com | Att |
|----------|----------------|----------------|-----|-----|-----|
| 10/25/87 | Green Bay      | Chuck Long     | 362 | 33  | 47  |
| 9/17/89  | at N.Y. Giants | Bob Gagliano   | 344 | 21  | 31  |
| 12/16/90 | Chicago        | Rodney Peete   | 316 | 18  | 27  |
| 1/5/92   | Dallas*        | Erik Kramer    | 341 | 29  | 38  |
| 9/27/92  | Tampa Bay      | Rodney Peete   | 323 | 20  | 31  |
| 11/15/92 | at Pittsburgh  | Erik Kramer    | 304 | 20  | 37  |
| 11/24/94 | Buffalo        | Dave Krieg     | 351 | 20  | 25  |
| 10/22/95 | at Washington  | Scott Mitchell | 327 | 30  | 50  |
| 11/5/95  | at Atlanta     | Scott Mitchell | 321 | 23  | 50  |
| 11/23/95 | Minnesota      | Scott Mitchell | 410 | 30  | 45  |
| 12/4/95  | Chicago        | Scott Mitchell | 320 | 26  | 38  |
| 12/23/95 | at Tampa Bay   | Scott Mitchell | 352 | 26  | 41  |
| 9/22/96  | Chicago        | Scott Mitchell | 336 | 24  | 34  |
| 10/13/96 | at Oakland     | Scott Mitchell | 343 | 31  | 50  |
| 9/7/97   | Tampa Bay      | Scott Mitchell | 331 | 29  | 50  |

# 100-Yard Rushing Games

(Since 1950)

| Date     | Game            | Player             | YdsAtt | Date     | Game            | Player        | YdsAtt |
|----------|-----------------|--------------------|--------|----------|-----------------|---------------|--------|
| 9/24/50  | Pittsburgh      | Bobby Layne        | 118 15 | 12/5/83  | Minnesota       | Billy Sims    | 137 23 |
| 11/23/50 | N.Y. Yanks      | Bob Hoernschemeyer | 198 17 | 9/9/84   | Atlanta         | Billy Sims    | 140 20 |
| 11/18/51 | at Philadelphia | Bob Hoernschemeyer | 118 14 | 9/30/84  | at San Diego    | Billy Sims    | 119 14 |
| 11/9/52  | at Pittsburgh   | Bob Hoernschemeyer | 107 20 | 10/14/84 | Tampa Bay       | Billy Sims    | 100 16 |
| 10/10/54 | L.A. Rams       | Lew Carpenter      | 119 14 | 10/21/84 | at Minnesota    | Billy Sims    | 103 22 |
| 11/24/55 | Green Bay       | Lew Carpenter      | 120 20 | 10/20/85 | S.F. 49ers      | James Jones   | 116 30 |
| 10/21/56 | S.F. 49ers      | Don McIlhenny      | 104 13 | 10/27/85 | Miami           | James Jones   | 114 36 |
| 11/22/56 | Green Bay       | Gene Gedman        | 103 22 | 12/15/85 | Green Bay       | James Jones   | 104 23 |
| 10/6/57  | at Green Bay    | John Henry Johnson | 109 18 | 9/7/86   | at Minnesota    | James Jones   | 174 36 |
| 11/28/57 | Green Bay       | John Henry Johnson | 105 8  | 10/12/86 | at Green Bay    | Garry James   | 140 20 |
| 11/26/59 | Green Bay       | Nick Pietrosante   | 134 17 | 9/24/89  | Chicago         | Barry Sanders | 126 18 |
| 10/30/60 | at L.A. Rams    | Dan Lewis          | 128 14 | 10/29/89 | at Green Bay    | Barry Sanders | 184 30 |
| 11/20/60 | at Chicago      | Nick Pietrosante   | 106 20 | 11/19/89 | at Cincinnati   | Barry Sanders | 114 18 |
| 12/11/60 | Dallas          | Nick Pietrosante   | 142 21 | 11/23/89 | Cleveland       | Barry Sanders | 145 28 |
| 12/18/60 | Chicago         | Nick Pietrosante   | 104 15 | 12/10/89 | at Chicago      | Barry Sanders | 120 26 |
| 10/8/61  | Chicago         | Nick Pietrosante   | 113 12 | 12/17/89 | Tampa Bay       | Barry Sanders | 104 21 |
| 10/29/61 | at L.A. Rams    | Nick Pietrosante   | 112 21 | 12/24/89 | at Atlanta      | Barry Sanders | 158 20 |
| 10/27/63 | Minnesota       | Tom Watkins        | 102 17 | 11/4/90  | Washington      | Barry Sanders | 104 11 |
| 11/3/63  | at S.F. 49ers   | Tom Watkins        | 107 21 | 11/22/90 | Denver          | Barry Sanders | 147 23 |
| 11/25/65 | Baltimore       | Amos Marsh         | 146 23 | 12/10/90 | L.A. Raiders    | Barry Sanders | 176 25 |
| 12/5/65  | at S.F. 49ers   | Amos Marsh         | 109 25 | 12/22/90 | at Green Bay    | Barry Sanders | 133 19 |
| 9/24/67  | Cleveland       | Tom Watkins        | 115 24 | 9/15/91  | Miami           | Barry Sanders | 143 32 |
| 11/12/67 | at Minnesota    | Mel Farr           | 197 24 | 9/22/91  | at Indianapolis | Barry Sanders | 179 30 |
| 10/13/68 | at Chicago      | Mel Farr           | 138 18 | 9/29/91  | Tampa Bay       | Barry Sanders | 160 27 |
| 10/20/68 | Green Bay       | Mel Farr           | 145 29 | 10/6/91  | Minnesota       | Barry Sanders | 116 25 |
| 11/22/70 | S.F. 49ers      | Mel Farr           | 117 16 | 11/10/91 | at Tampa Bay    | Barry Sanders | 118 23 |
| 11/26/70 | Oakland         | Mel Farr           | 104 20 | 11/24/91 | at Minnesota    | Barry Sanders | 220 23 |
| 11/7/71  | at Denver       | Steve Owens        | 109 16 | 12/8/91  | N.Y. Jets       | Barry Sanders | 114 20 |
| 11/14/71 | L.A. Rams       | Altie Taylor       | 101 19 | 12/22/91 | at Buffalo      | Barry Sanders | 108 26 |
| 9/17/72  | N.Y. Giants     | Steve Owens        | 113 20 | 9/6/92   | at Chicago      | Barry Sanders | 109 19 |
| 11/23/72 | N.Y. Jets       | Altie Taylor       | 123 15 | 10/25/92 | at Tampa Bay    | Barry Sanders | 122 21 |
| 10/28/73 | Green Bay       | Altie Taylor       | 160 23 | 11/8/92  | Dallas          | Barry Sanders | 108 18 |
| 11/18/73 | at Chicago      | Altie Taylor       | 106 18 | 11/22/92 | at Cincinnati   | Barry Sanders | 151 29 |
| 12/15/73 | at Miami        | Steve Owens        | 113 27 | 12/6/92  | at Green Bay    | Barry Sanders | 114 16 |
| 10/10/76 | New England     | Horace King        | 100 32 | 12/20/92 | Chicago         | Barry Sanders | 113 20 |
| 11/7/76  | at Minnesota    | Lawrence Gaines    | 116 22 | 12/28/92 | at S.F. 49ers   | Barry Sanders | 104 19 |
| 11/25/76 | Buffalo         | Dexter Bussey      | 137 27 | 9/12/93  | at New England  | Barry Sanders | 148 32 |
| 9/25/77  | New Orleans     | Dexter Bussey      | 150 24 | 10/3/93  | at Tampa Bay    | Barry Sanders | 130 22 |
| 11/6/77  | San Diego       | Rick Kane          | 105 24 | 10/17/93 | Seattle         | Barry Sanders | 101 22 |
| 9/24/78  | at Seattle      | Dexter Bussey      | 120 20 | 11/7/93  | Tampa Bay       | Barry Sanders | 187 29 |
| 11/12/78 | Tampa Bay       | Horace King        | 104 12 | 12/12/93 | at Phoenix      | Derrick Moore | 107 20 |
| 10/28/79 | Buffalo         | Dexter Bussey      | 139 26 | 1/2/94   | Green Bay       | Eric Lynch    | 115 30 |
| 9/7/80   | at L.A. Rams    | Dexter Bussey      | 111 14 | 1/8/94   | Green Bay*      | Barry Sanders | 169 27 |
| 9/7/80   | at L.A. Rams    | Billy Sims         | 153 22 | 9/4/94   | Atlanta         | Barry Sanders | 120 27 |
| 9/14/80  | at Green Bay    | Billy Sims         | 134 20 | 9/19/94  | at Dallas       | Barry Sanders | 194 40 |
| 9/28/80  | Minnesota       | Billy Sims         | 157 27 | 9/25/94  | New England     | Barry Sanders | 131 18 |
| 10/26/80 | at Kansas City  | Billy Sims         | 155 28 | 10/2/94  | at Tampa Bay    | Barry Sanders | 166 20 |
| 11/16/80 | Baltimore       | Billy Sims         | 126 30 | 10/23/94 | Chicago         | Barry Sanders | 167 23 |
| 9/20/81  | at Minnesota    | Billy Sims         | 112 27 | 10/30/94 | at N.Y. Giants  | Barry Sanders | 146 26 |
| 9/27/81  | Oakland         | Billy Sims         | 133 21 | 11/13/94 | Tampa Bay       | Barry Sanders | 237 26 |
| 10/11/81 | at Denver       | Billy Sims         | 185 28 | 12/4/94  | Green Bay       | Barry Sanders | 188 20 |
| 10/19/81 | Chicago         | Rick Kane          | 101 20 | 12/10/94 | at N.Y. Jets    | Barry Sanders | 127 23 |
| 11/8/81  | at Washington   | Billy Sims         | 159 21 | 12/17/94 | Minnesota       | Barry Sanders | 110 17 |
| 11/15/81 | Dallas          | Billy Sims         | 119 23 | 9/3/95   | at Pittsburgh   | Barry Sanders | 108 21 |
| 11/22/81 | at Chicago      | Billy Sims         | 117 22 | 9/17/95  | Arizona         | Barry Sanders | 147 24 |
| 12/12/81 | Minnesota       | Billy Sims         | 110 13 | 10/8/95  | Cleveland       | Barry Sanders | 157 18 |
| 9/19/82  | at L.A. Rams    | Billy Sims         | 119 25 | 10/15/95 | at Green Bay    | Barry Sanders | 124 18 |
| 11/25/82 | N.Y. Giants     | Billy Sims         | 114 26 | 10/29/95 | Green Bay       | Barry Sanders | 167 22 |
| 12/12/82 | at Green Bay    | Billy Sims         | 109 29 | 11/19/95 | at Chicago      | Barry Sanders | 120 24 |
| 11/13/83 | at Houston      | Billy Sims         | 105 20 | 11/23/95 | Minnesota       | Barry Sanders | 138 24 |
| 11/20/83 | at Green Bay    | Billy Sims         | 189 36 | 9/1/96   | at Minnesota    | Barry Sanders | 163 24 |
| 11/24/83 | Pittsburgh      | Billy Sims         | 106 26 | 9/8/96   | Tampa Bay       | Barry Sanders | 125 20 |

| Date     | Game           | Player        | Yds | Att | Date     | Game          | Player        | Yds | Att |
|----------|----------------|---------------|-----|-----|----------|---------------|---------------|-----|-----|
| 11/3/96  | at Green Bay   | Barry Sanders | 152 | 20  | 10/19/97 | N.Y. Giants   | Barry Sanders | 105 | 24  |
| 11/17/96 | Seattle        | Barry Sanders | 134 | 16  | 11/2/97  | at Green Bay  | Barry Sanders | 105 | 23  |
| 11/24/96 | at Chicago     | Barry Sanders | 107 | 21  | 11/9/97  | at Washington | Barry Sanders | 105 | 15  |
| 12/8/96  | Minnesota      | Barry Sanders | 134 | 20  | 11/16/97 | Minnesota     | Barry Sanders | 108 | 19  |
| 12/23/96 | at S.F. 49ers  | Barry Sanders | 175 | 28  | 11/23/97 | Indianapolis  | Barry Sanders | 216 | 24  |
| 9/14/97  | at Chicago     | Barry Sanders | 161 | 19  | 11/27/97 | Chicago       | Barry Sanders | 167 | 19  |
| 9/21/97  | at New Orleans | Barry Sanders | 113 | 18  | 12/7/97  | at Miami      | Barry Sanders | 137 | 30  |
| 9/28/97  | Green Bay      | Barry Sanders | 139 | 28  | 12/14/97 | at Minnesota  | Barry Sanders | 138 | 19  |
| 10/5/97  | at Buffalo     | Barry Sanders | 107 | 25  | 12/21/97 | N.Y. Jets     | Barry Sanders | 184 | 23  |
| 10/12/97 | at Tampa Bay   | Barry Sanders | 215 | 24  |          |               |               |     |     |

## 100-Yard Receiving Games

(Since 1950)

| Date     | Game           | Player         | Yds | Rec | Date     | Game            | Player           | Yds | Rec |
|----------|----------------|----------------|-----|-----|----------|-----------------|------------------|-----|-----|
| 11/23/50 | N.Y. Yankees   | Cloyce Box     | 123 | 4   | 10/16/66 | at Baltimore    | Pat Studstill    | 141 | 6   |
| 12/3/50  | at Baltimore   | Cloyce Box     | 302 | 12  | 10/30/66 | Green Bay       | Pat Studstill    | 164 | 7   |
| 9/30/51  | Washington     | Bill Swiak     | 121 | 10  | 11/6/66  | at Chicago      | Pat Studstill    | 125 | 7   |
| 12/7/52  | Chicago        | Cloyce Box     | 172 | 5   | 11/13/66 | at Minnesota    | Pat Studstill    | 116 | 9   |
| 12/13/52 | at Dallas      | Cloyce Box     | 202 | 7   | 10/1/67  | at St. Louis    | Pat Studstill    | 107 | 5   |
| 9/27/53  | Pittsburgh     | Cloyce Box     | 138 | 5   | 9/15/68  | at Dallas       | Earl McCullough  | 132 | 5   |
| 10/24/54 | at S.F. 49ers  | Doak Walker    | 125 | 7   | 12/8/68  | at Atlanta      | Bill Gambrell    | 105 | 4   |
| 11/14/54 | S.F. 49ers     | Doak Walker    | 119 | 2   | 12/15/68 | at Washington   | Charlie Sanders  | 133 | 10  |
| 11/13/55 | at Pittsburgh  | Dave Middleton | 102 | 5   | 11/16/69 | St. Louis       | Earl McCullough  | 117 | 5   |
| 10/6/56  | at Baltimore   | Dorne Dibble   | 106 | 3   | 10/18/70 | at Cleveland    | Larry Walton     | 158 | 4   |
| 12/2/56  | Chicago        | Dave Middleton | 146 | 7   | 10/17/71 | at Houston      | Altie Taylor     | 122 | 4   |
| 10/20/57 | Baltimore      | Howard Cassady | 113 | 6   | 9/17/72  | at N.Y. Giants  | John Hilton      | 120 | 3   |
| 11/3/57  | at S.F. 49ers  | James Doran    | 150 | 7   | 10/8/72  | at Atlanta      | Ron Jessie       | 102 | 3   |
| 11/17/57 | S.F. 49ers     | James Doran    | 137 | 6   | 10/22/72 | San Diego       | Larry Walton     | 101 | 7   |
| 12/29/57 | Cleveland*     | Steve Junker   | 109 | 5   | 9/16/73  | at Pittsburgh   | Ron Jessie       | 131 | 3   |
| 12/29/57 | Cleveland*     | James Doran    | 101 | 3   | 10/6/74  | at L.A. Rams    | Ron Jessie       | 149 | 6   |
| 10/5/58  | at Green Bay   | James Doran    | 133 | 4   | 10/20/74 | at Minnesota    | Ron Jessie       | 116 | 10  |
| 10/12/58 | L.A. Rams      | James Doran    | 102 | 4   | 10/27/74 | Green Bay       | Charlie Sanders  | 146 | 7   |
| 11/26/59 | Green Bay      | James Gibbons  | 103 | 7   | 10/19/75 | at Minnesota    | Ray Jarvis       | 100 | 6   |
| 10/9/60  | S.F. 49ers     | Gail Cogdill   | 115 | 8   | 12/7/75  | Chicago         | Marlin Briscoe   | 119 | 5   |
| 10/8/61  | Chicago        | Terry Barr     | 101 | 5   | 10/31/76 | Green Bay       | Ray Jarvis       | 163 | 6   |
| 10/29/61 | at L.A. Rams   | Gail Cogdill   | 103 | 3   | 11/14/76 | at New Orleans  | Ray Jarvis       | 111 | 5   |
| 11/12/61 | at St. Louis   | Terry Barr     | 113 | 4   | 11/12/78 | Tampa Bay       | David Hill       | 106 | 7   |
| 12/17/61 | Philadelphia   | Gail Cogdill   | 171 | 7   | 11/1/79  | Tampa Bay       | Freddie Scott    | 148 | 9   |
| 9/23/62  | S.F. 49ers     | Gail Cogdill   | 147 | 4   | 10/5/80  | at Atlanta      | Freddie Scott    | 107 | 5   |
| 9/30/62  | at Baltimore   | Terry Barr     | 153 | 5   | 12/14/80 | Tampa Bay       | Leonard Thompson | 106 | 5   |
| 10/21/62 | at N.Y. Giants | Gail Cogdill   | 106 | 3   | 10/19/81 | Chicago         | Freddie Scott    | 110 | 3   |
| 12/2/62  | Baltimore      | Gail Cogdill   | 137 | 6   | 10/19/81 | Chicago         | Leonard Thompson | 118 | 3   |
| 12/9/62  | Minnesota      | Gail Cogdill   | 103 | 5   | 11/8/81  | at Washington   | Freddie Scott    | 156 | 8   |
| 9/29/63  | Chicago        | Gail Cogdill   | 119 | 4   | 9/19/82  | at L.A. Rams    | Billy Sims       | 103 | 5   |
| 10/13/63 | at Dallas      | Gail Cogdill   | 150 | 4   | 12/19/82 | Minnesota       | Leonard Thompson | 161 | 5   |
| 10/27/63 | Minnesota      | Terry Barr     | 101 | 3   | 1/1/83   | at Washington*  | Leonard Thompson | 150 | 7   |
| 11/3/63  | at S.F. 49ers  | Terry Barr     | 135 | 10  | 9/11/83  | Cleveland       | Leonard Thompson | 179 | 8   |
| 11/10/63 | at Baltimore   | Terry Barr     | 101 | 7   | 9/25/83  | at Minnesota    | Mark Nichols     | 100 | 5   |
| 11/17/63 | L.A. Rams      | Gail Cogdill   | 107 | 5   | 10/21/84 | at Minnesota    | Mark Nichols     | 117 | 5   |
| 11/17/63 | L.A. Rams      | Terry Barr     | 100 | 6   | 11/4/84  | Philadelphia    | Ken Jenkins      | 128 | 8   |
| 11/24/63 | at Minnesota   | Terry Barr     | 119 | 7   | 11/22/84 | Green Bay       | Mark Nichols     | 108 | 4   |
| 12/8/63  | Cleveland      | Terry Barr     | 118 | 4   | 10/6/85  | at Green Bay    | Jeff Chadwick    | 112 | 7   |
| 9/13/64  | at S.F. 49ers  | Terry Barr     | 108 | 3   | 10/27/85 | Miami           | Leonard Thompson | 133 | 6   |
| 9/13/64  | at S.F. 49ers  | Gail Cogdill   | 116 | 6   | 11/28/85 | N.Y. Jets       | Leonard Thompson | 115 | 7   |
| 9/19/64  | at L.A. Rams   | Terry Barr     | 109 | 7   | 12/15/85 | Green Bay       | Carl Bland       | 109 | 7   |
| 10/4/64  | N.Y. Giants    | Terry Barr     | 118 | 3   | 12/22/85 | Chicago         | Pete Mandley     | 127 | 5   |
| 10/23/64 | at S.F. 49ers  | Pat Studstill  | 128 | 4   | 12/22/85 | Chicago         | Leonard Thompson | 101 | 9   |
| 11/1/64  | L.A. Rams      | Gail Cogdill   | 165 | 7   | 9/21/86  | Tampa Bay       | Jeff Chadwick    | 106 | 5   |
| 12/13/64 | S.F. 49ers     | Jim Gibbons    | 161 | 4   | 11/2/86  | Cincinnati      | Jeff Chadwick    | 100 | 6   |
| 10/17/65 | Green Bay      | Terry Barr     | 112 | 5   | 11/16/86 | at Philadelphia | Jeff Chadwick    | 139 | 5   |
| 10/31/65 | at L.A. Rams   | Terry Barr     | 103 | 3   | 11/27/86 | Green Bay       | Jeff Chadwick    | 121 | 6   |
| 10/9/66  | at L.A. Rams   | Pat Studstill  | 142 | 6   | 9/20/87  | at L.A. Raiders | Pete Mandley     | 110 | 7   |

| Date     | Game           | Player          | Yds Rec | Date     | Game             | Player         | Yds Rec |
|----------|----------------|-----------------|---------|----------|------------------|----------------|---------|
| 10/2/88  | at S.F. 49ers  | Pete Mandley    | 116 7   | 10/29/95 | Green Bay        | Herman Moore   | 147 6   |
| 9/17/89  | at N.Y. Giants | Richard Johnson | 172 9   | 11/5/95  | at Atlanta       | Herman Moore   | 176 9   |
| 10/1/89  | Pittsburgh     | Robert Clark    | 124 6   | 11/12/95 | Tampa Bay        | Herman Moore   | 104 9   |
| 11/5/89  | at Houston     | Robert Clark    | 141 6   | 11/12/95 | Tampa Bay        | Brett Perriman | 125 10  |
| 12/31/89 | New Orleans    | Richard Johnson | 248 8   | 11/19/95 | at Chicago       | Brett Perriman | 142 12  |
| 12/24/89 | at Atlanta     | Richard Johnson | 135 7   | 11/23/95 | Minnesota        | Herman Moore   | 127 8   |
| 9/9/90   | Tampa Bay      | Robert Clark    | 117 6   | 11/23/95 | Minnesota        | Johnnie Morton | 102 7   |
| 10/14/90 | at Kansas City | Barry Sanders   | 135 5   | 11/23/95 | Minnesota        | Brett Perriman | 153 12  |
| 10/28/90 | at New Orleans | Robert Clark    | 127 6   | 12/4/95  | Chicago          | Herman Moore   | 183 14  |
| 9/8/91   | Green Bay      | Robert Clark    | 143 10  | 12/10/95 | at Houston       | Herman Moore   | 105 7   |
| 11/10/91 | at Tampa Bay   | Brett Perriman  | 127 6   | 12/10/95 | at Houston       | Brett Perriman | 128 6   |
| 1/5/92   | Dallas*        | Willie Green    | 115 8   | 12/23/95 | at Tampa Bay     | Herman Moore   | 105 10  |
| 9/6/92   | at Chicago     | Willie Green    | 114 5   | 12/23/95 | at Tampa Bay     | Brett Perriman | 135 5   |
| 9/27/92  | Tampa Bay      | Brett Perriman  | 117 9   | 12/30/95 | at Philadelphia* | Herman Moore   | 133 7   |
| 10/15/92 | at Minnesota   | Brett Perriman  | 124 8   | 9/1/96   | at Minnesota     | Herman Moore   | 157 12  |
| 10/25/92 | at Tampa Bay   | Herman Moore    | 108 3   | 9/22/96  | Chicago          | Johnnie Morton | 174 7   |
| 11/15/92 | at Pittsburgh  | Willie Green    | 115 6   | 9/29/96  | at Tampa Bay     | Herman Moore   | 104 9   |
| 12/6/92  | at Green Bay   | Herman Moore    | 114 8   | 10/6/96  | Atlanta          | Herman Moore   | 107 3   |
| 12/20/92 | Chicago        | Herman Moore    | 108 3   | 10/13/96 | at Oakland       | Herman Moore   | 109 10  |
| 9/5/93   | Atlanta        | Herman Moore    | 113 4   | 10/13/96 | at Oakland       | Johnnie Morton | 109 8   |
| 9/26/93  | Phoenix        | Willie Green    | 102 3   | 11/28/96 | Kansas City      | Brett Perriman | 131 8   |
| 10/24/93 | at L.A. Rams   | Herman Moore    | 120 6   | 12/15/96 | Minnesota        | Herman Moore   | 126 9   |
| 10/31/93 | at Minnesota   | Herman Moore    | 113 3   | 8/31/97  | Atlanta          | Herman Moore   | 115 7   |
| 1/8/94   | Green Bay*     | Brett Perriman  | 150 10  | 9/7/97   | Tampa Bay        | Johnnie Morton | 102 4   |
| 10/30/94 | at N.Y. Giants | Herman Moore    | 106 9   | 9/7/97   | Tampa Bay        | Barry Sanders  | 102 8   |
| 11/6/94  | at Green Bay   | Herman Moore    | 151 8   | 9/21/97  | New Orleans      | Herman Moore   | 111 11  |
| 11/20/94 | at Chicago     | Brett Perriman  | 120 6   | 9/28/97  | Green Bay        | Herman Moore   | 105 6   |
| 11/24/94 | Buffalo        | Herman Moore    | 169 7   | 10/5/97  | at Buffalo       | Herman Moore   | 116 8   |
| 9/3/95   | at Pittsburgh  | Herman Moore    | 131 10  | 10/12/97 | at Tampa Bay     | Herman Moore   | 120 5   |
| 9/17/95  | Arizona        | Brett Perriman  | 114 7   | 11/17/97 | Minnesota        | Herman Moore   | 130 10  |
| 9/25/95  | San Francisco  | Brett Perriman  | 115 9   | 11/23/97 | Chicago          | Johnnie Morton | 120 7   |
| 10/8/95  | Cleveland      | Herman Moore    | 125 9   | 12/7/97  | at Miami         | Johnnie Morton | 171 9   |
| 10/22/95 | at Washington  | Herman Moore    | 102 10  |          |                  |                |         |
| 10/22/95 | at Washington  | Brett Perriman  | 115 6   |          |                  |                |         |

\* Post-season game

## NFL All-Time 100-Yard Receiving Games

(Entering 1998 season)

|     |                     |                                     |           |
|-----|---------------------|-------------------------------------|-----------|
| 1.  | Jerry Rice          | San Francisco                       | 61        |
| 2.  | Michael Irvin       | Dallas                              | 43        |
|     | James Lofton        | Green Bay and Buffalo               | 43        |
| 4.  | Steve Largent       | Seattle                             | 40        |
| 5.  | Stanley Morgan      | New England                         | 38        |
| 6.  | Henry Ellard        | Los Angeles Rams and Washington     | 37        |
| 7.  | Andre Reed          | Buffalo                             | 35        |
| 8.  | Art Monk            | Washington                          | 33        |
| 9.  | Irving Fryar        | New England, Miami and Philadelphia | 32        |
| 10. | <b>HERMAN MOORE</b> | <b>DETROIT</b>                      | <b>30</b> |
|     | Gary Clark          | Washington                          | 30        |
| 12. | Sterling Sharpe     | Green Bay                           | 29        |
| 13. | Anthony Miller      | Denver and San Diego                | 28        |
| 14. | Cris Carter         | Philadelphia and Minnesota          | 27        |

\* active

## The Last Time ...

### Punt Return for a Touchdown

*By Lions:* Mel Gray, 78 yards vs. Minnesota, 9-13-92  
*By Opponent:* Amani Toomer, 53 yards (N.Y. Giants) 10-19-97

### Kickoff Return for a Touchdown

*By Lions:* Mel Gray, 98 yards vs. Minnesota, 12-17-94  
*By Opponent:* Robert Brooks, 96 yards (Green Bay), 12-4-94

### Interception Return for a Touchdown

*By Lions:* Bryant Westbrook, 64 yards at Miami, 12-7-97  
*By Opponent:* Darryl Pounds, 22 yards (at Washington), 11-9-97

### Fumble Recovered/Returned for a Touchdown

*By Lions:* Tracy Scroggins, 17 yards vs. Chicago, 11-27-97  
*By Opponent:* Orlando Thomas, 17 yards (Minnesota), 11-23-95

### Touchdown Off a Halfback Pass

*By Lions:* James Jones to Gary Danielson, 22 yards vs. Philadelphia, 11-4-84  
*By Opponent:* Earnest Byner to Ricky Sanders, 18 yards (at Washington), 9-1-91

### Touchdown From Field Goal Formation

*By Lions:* Eric Hipple, 8 yard run vs. Chicago, 10-16-83  
*By Opponent:* NOT SINCE 1948

### Touchdown Off a Fake Field Goal

*By Lions:* Joe Reed to Ed O'Neil, 32 yard pass vs. Atlanta, 9-19-76  
*By Opponent:* NOT SINCE 1948

### Touchdown Off a Fake Punt

*By Lions:* NOT SINCE 1948  
*By Opponent:* NOT SINCE 1948

### Blocked Field Goal

*By Lions:* Henry Thomas at Chicago, 11-19-95  
*By Opponent:* Warren Sapp (at Tampa Bay), Jason Hanson kicker, 9-29-96

### Blocked Field Goal for a Touchdown

*By Lions:* Melvin Jenkins, 56 yards vs. Minnesota, 9-13-92 (Marc Spindler block)  
*By Opponent:* Dwayne Crump, 64 yards (St. Louis), 12-21-75 (Bob Rowe block)

### Blocked Punt

*By Lions:* Bennie Blades vs. Cleveland, Brian Hansen punter, 12-13-92  
*By Opponent:* Ken Irvin (at Buffalo), John Jett punter, 10-5-97

### Blocked Punt Recovered/Returned for a Touchdown

*By Lions:* Bennie Blades, 7 yards vs. Green Bay, 11-1-92  
*By Opponent:* Barney Bussey, recovered in endzone (at Cincinnati), 11-19-89

### Blocked PAT

*By Lions:* Ray Oldham at Minnesota, Rick Danmeier kicker, 9-20-81  
*By Opponent:* Mo Lewis (at New York Jets), Jason Hanson kicker, 12-10-94

### Missed PAT

*By Lions:* Jason Hanson at Miami, 12-7-97  
*By Opponent:* Michael Husted (at Tampa Bay), 10-12-97

### Shutout

*By Lions:* Detroit (27), at Tampa Bay (0), 9-29-96  
*By Opponent:* at Detroit (0), Minnesota (13), 12-5-93

### Safety

*By Lions:* Tracy Scroggins vs. Indianapolis, 11-23-97  
*By Opponent:* Phil Hansen (at Buffalo), 10-5-97

From **Rao Group** Network Services

## Integrated Communications for Business

Only The Rao Group can deliver wireless and Internet technology to improve the productivity, efficiency and competitiveness of your business. **One** call puts the region's premier cellular and Internet providers—**MetroCell** and **Big Net**—to work for you.



*Setting the Wireless Communications  
Standard for More than 15 Years*

**Cellular** • Michigan's Largest Ameritech Dealer • FREE Digital Phone\*  
• Price Plans as Low as **8¢** Per Minute • ClearPath™ Digital Service • Special  
Business Plans Available • Business Packages

\* With line activation and ClearPath™ 300 Plan



Authorized Cellular & Paging Dealer

**Paging** • Local Service as Low as **\$4.95** per Month • Wide State Service as  
Low as **\$5.95** per Month • Your Lifeline to the Office • Quality Motorola Pagers

**Satellite TV** • Complete Digital Systems as Low as **\$89.00**  
• More Channels than Cable • Monthly Service as Low as **\$19.99**  
• Free Installation Kit




*Your Internet Business Solution*

Big Net Inc.

**Internet Services** • Web Design and Hosting • High Speed Data  
Services • ISDN Access Services • LAN/WAN Networking • Database Integration  
Services • Proprietary Networking • Frame Relay Backbone Service • E-Commerce  
• Secure, Reliable Internet Transactions and Connections

# Call 1-800-Leader-1

**MetroCell™** and **Big Net™** are Network Enterprises of The Rao Group



Coaching & Series Records

## Lions' Year-By-Year Results

| Year                     | Coach         | Regular Season | Pct.        | Spartans Points | Opp. Points | Home          | Away           | Post-Season | Pre-Season | Conf./Div. Finish |
|--------------------------|---------------|----------------|-------------|-----------------|-------------|---------------|----------------|-------------|------------|-------------------|
| 1930                     | Tubby Griffen | 5-6-3          | .455        | 176             | 161         | 5-1-2         | 0-5-1          | 0-0         | 0-0        | 7th NFL           |
| 1931                     | Potsy Clark   | 11-3-0         | .786        | 175             | 77          | 7-0-0         | 4-3-0          | 0-0         | 0-0        | 2nd NFL           |
| 1932                     | Potsy Clark   | 6-2-4          | .750        | 116             | 71          | 2-0-2         | 4-2-2          | 0-0         | 0-0        | 3rd NFL           |
| 1933                     | Potsy Clark   | 6-5-0          | .545        | 128             | 87          | 4-1-0         | 2-4-0          | 0-0         | 0-0        | 2nd NFL Western   |
| <b>PORTSMOUTH TOTALS</b> |               | <b>28-16-7</b> | <b>.549</b> | <b>595</b>      | <b>396</b>  | <b>18-2-4</b> | <b>10-14-3</b> | <b>0-0</b>  | <b>0-0</b> |                   |

| Year | Coach          | Regular Season | Pct. | Lions Points | Opp. Points | Home  | Away  | Post-Season | Pre-Season | Conf./Div. Finish |
|------|----------------|----------------|------|--------------|-------------|-------|-------|-------------|------------|-------------------|
| 1934 | Potsy Clark    | 10-3-0         | .769 | 238          | 59          | 6-2-0 | 4-1-0 |             |            | 2nd Western Div.  |
| 1935 | Potsy Clark    | 7-3-2          | .700 | 191          | 111         | 5-0-1 | 2-3-1 | 1-0         |            | NFL Champions     |
| 1936 | Potsy Clark    | 8-4-0          | .666 | 235          | 102         | 5-1-0 | 3-3-0 |             |            | 3rd NFL Western   |
| 1937 | Dutch Clark    | 7-4-0          | .636 | 180          | 105         | 4-2-0 | 3-2-0 |             |            | 3rd NFL Western   |
| 1938 | Dutch Clark    | 7-4-0          | .636 | 119          | 108         | 4-3-0 | 3-1-0 |             |            | 2nd NFL Western   |
| 1939 | Gus Henderson  | 6-5-0          | .545 | 145          | 150         | 4-2-0 | 2-3-0 |             |            | 3rd NFL Western   |
| 1940 | Potsy Clark    | 5-5-1          | .500 | 138          | 153         | 3-3-0 | 2-2-1 |             |            | 3rd NFL Western   |
| 1941 | Bill Edwards   | 4-6-1          | .400 | 121          | 195         | 3-2-0 | 1-4-1 |             |            | 3rd NFL Western   |
| 1942 | Bill Edwards#  | 0-11-0         | .000 | 38           | 263         | 0-7-0 | 0-4-0 |             |            | 5th NFL Western   |
| 1943 | Gus Dorais     | 3-6-1          | .333 | 178          | 238         | 2-2-1 | 1-4-0 |             |            | 3rd NFL Western   |
| 1944 | Gus Dorais     | 6-3-1          | .667 | 216          | 151         | 3-2-0 | 3-1-1 |             |            | 2nd NFL Western   |
| 1945 | Gus Dorais     | 7-3-0          | .700 | 195          | 194         | 3-1-0 | 4-2-0 |             |            | 2nd NFL Western   |
| 1946 | Gus Dorais     | 1-10-0         | .091 | 152          | 310         | 1-5-0 | 0-5-0 |             |            | 5th NFL Western   |
| 1947 | Gus Dorais     | 3-9-0          | .250 | 231          | 305         | 2-4-0 | 1-5-0 |             |            | 5th NFL Western   |
| 1948 | Bo McMillin    | 2-10-0         | .167 | 200          | 407         | 2-4-0 | 0-6-0 |             |            | 5th NFL Western   |
| 1949 | Bo McMillin    | 4-8-0          | .333 | 237          | 259         | 2-4-0 | 2-4-0 |             | 3-2-0      | 4th NFL Western   |
| 1950 | Bo McMillin    | 6-6-0          | .500 | 321          | 295         | 4-2-0 | 2-4-0 |             | 2-3-0      | 4th NFL Western   |
| 1951 | Buddy Parker   | 7-4-1          | .636 | 336          | 259         | 3-3-1 | 4-1-0 |             | 4-1-1      | 2nd NFL Western   |
| 1952 | Buddy Parker   | 9-3-0          | .750 | 344          | 192         | 5-1-0 | 4-2-0 | 2-0         | 6-0-0      | NFL Champions     |
| 1953 | Buddy Parker   | 10-2-0         | .833 | 271          | 205         | 5-1-0 | 5-1-0 | 1-0         | 4-1-1      | NFL Champions     |
| 1954 | Buddy Parker   | 9-2-1          | .818 | 337          | 189         | 5-0-1 | 4-2-0 | 0-1         | 6-0-0      | NFL Runner-up     |
| 1955 | Buddy Parker   | 3-9-0          | .250 | 230          | 275         | 2-4-0 | 1-5-0 |             | 4-2-0      | 6th NFL Western   |
| 1956 | Buddy Parker   | 9-3-0          | .750 | 300          | 188         | 5-1-0 | 4-2-0 |             | 4-2-0      | 2nd NFL Western   |
| 1957 | George Wilson  | 8-4-0          | .667 | 251          | 231         | 5-1-0 | 3-3-0 | 2-0         | 3-3-0      | NFL Champions     |
| 1958 | George Wilson  | 4-7-1          | .364 | 261          | 276         | 2-4-0 | 2-3-1 |             | 3-3-0      | 5th NFL Western   |
| 1959 | George Wilson  | 3-8-1          | .213 | 203          | 275         | 2-4-0 | 1-4-1 |             | 4-2-1      | 5th NFL Western   |
| 1960 | George Wilson  | 7-5-0          | .583 | 235          | 212         | 5-1-0 | 2-4-0 |             | 2-3-1      | 2nd NFL Western   |
| 1961 | George Wilson  | 8-5-1          | .615 | 270          | 258         | 2-5-0 | 6-0-1 |             | 4-1-0      | 2nd NFL Western   |
| 1962 | George Wilson  | 11-3-0         | .786 | 315          | 177         | 7-0-0 | 4-3-0 |             | 4-1-0      | 2nd NFL Western   |
| 1963 | George Wilson  | 5-8-1          | .385 | 326          | 265         | 3-3-1 | 2-5-0 |             | 2-3-0      | 4th NFL Western   |
| 1964 | George Wilson  | 7-5-2          | .583 | 280          | 260         | 3-3-1 | 4-2-1 |             | 3-1-1      | 4th NFL Western   |
| 1965 | Harry Gilmer   | 6-7-1          | .462 | 257          | 295         | 2-4-1 | 4-3-0 |             | 1-4-0      | 6th NFL Western   |
| 1966 | Harry Gilmer   | 4-9-1          | .308 | 206          | 317         | 3-4-0 | 1-5-1 |             | 0-4-1      | 6th NFL Western   |
| 1967 | Joe Schmidt    | 5-7-2          | .417 | 260          | 232         | 3-4-0 | 2-3-2 |             | 3-2-0      | 3rd NFL Central   |
| 1968 | Joe Schmidt    | 4-8-2          | .333 | 207          | 246         | 1-4-2 | 3-4-0 |             | 2-3-0      | 4th NFL Central   |
| 1969 | Joe Schmidt    | 9-4-1          | .692 | 259          | 193         | 5-2-0 | 4-2-1 |             | 5-1-0      | 2nd NFL Central   |
| 1970 | Joe Schmidt    | 10-4-0         | .714 | 347          | 202         | 6-1-0 | 4-3-0 | 0-1         | 4-2-0      | 2nd NFC Central   |
| 1971 | Joe Schmidt    | 7-6-1          | .583 | 341          | 286         | 3-4-0 | 4-2-1 |             | 3-3-0      | 2nd NFC Central   |
| 1972 | Joe Schmidt    | 8-5-1          | .607 | 339          | 290         | 5-2-0 | 3-3-1 |             | 4-2-0      | 2nd NFC Central   |
| 1973 | Don McCafferty | 6-7-1          | .464 | 271          | 247         | 4-3-0 | 2-4-1 |             | 4-2-0      | 2nd NFC Central   |
| 1974 | Rick Forzano   | 7-7-0          | .500 | 256          | 270         | 5-2-0 | 2-5-0 |             | 2-4-0      | 2nd NFC Central   |
| 1975 | Rick Forzano   | 7-7-0          | .500 | 245          | 262         | 4-3-0 | 3-4-0 |             | 2-4-0      | 2nd NFC Central   |
| 1976 | Rick Forzano*  | 6-8-0          | .429 | 262          | 220         | 5-2-0 | 1-6-0 |             | 3-4-0      | 3rd NFC Central   |
| 1977 | Tommy Hudspeth | 6-8-0          | .429 | 183          | 252         | 5-2-0 | 1-6-0 |             | 3-3-0      | 3rd NFC Central   |
| 1978 | Monte Clark    | 7-9-0          | .438 | 290          | 300         | 5-3-0 | 2-6-0 |             | 2-2-0      | 3rd NFC Central   |
| 1979 | Monte Clark    | 2-14-0         | .125 | 219          | 365         | 2-6-0 | 0-8-0 |             | 2-2-0      | 5th NFC Central   |

| Year                     | Coach          | Regular Season    | Pct.        | Lions Points  | Opp. Points   | Home              | Away              | Post-Season | Pre-Season       | Conf./Div. Finish |
|--------------------------|----------------|-------------------|-------------|---------------|---------------|-------------------|-------------------|-------------|------------------|-------------------|
| 1980                     | Monte Clark    | 9-7-0             | .563        | 334           | 272           | 6-2-0             | 3-5-0             |             | 3-1-0            | 2nd NFC Central   |
| 1981                     | Monte Clark    | 8-8-0             | .500        | 397           | 322           | 7-1-0             | 1-7-0             |             | 1-3-0            | 2nd NFC Central   |
| 1982                     | Monte Clark    | 4-5-0             | .444        | 181           | 176           | 2-3-0             | 2-2-0             | 0-1         | 2-2-0            | 4th NFC Central   |
| 1983                     | Monte Clark    | 9-7-0             | .563        | 347           | 287           | 6-2-0             | 3-5-0             | 0-1         | 2-2-0            | 1st NFC Central   |
| 1984                     | Monte Clark    | 4-11-1            | .281        | 283           | 408           | 2-5-1             | 2-6-0             |             | 2-2-0            | 4th NFC Central   |
| 1985                     | Darryl Rogers  | 7-9-0             | .438        | 307           | 366           | 6-2-0             | 1-7-0             |             | 1-2-1            | 4th NFC Central   |
| 1986                     | Darryl Rogers  | 5-11-0            | .313        | 277           | 326           | 1-7-0             | 4-4-0             |             | 2-2-0            | 3rd NFC Central   |
| 1987                     | Darryl Rogers  | 4-11-0            | .267        | 269           | 384           | 1-6-0             | 3-5-0             |             | 2-2-0            | 5th NFC Central   |
| 1988                     | Darryl Rogers@ | 4-12-0            | .333        | 220           | 313           | 2-6-0             | 2-6-0             |             | 0-4-0            | 4th NFC Central   |
| 1989                     | Wayne Fontes   | 7-9-0             | .438        | 312           | 364           | 4-4-0             | 3-5-0             |             | 0-4-0            | 3rd NFC Central   |
| 1990                     | Wayne Fontes   | 6-10-0            | .375        | 373           | 413           | 3-5-0             | 3-5-0             |             | 4-0-0            | 3rd NFC Central   |
| 1991                     | Wayne Fontes   | 12-4-0            | .750        | 339           | 295           | 8-0-0             | 4-4-0             | 1-1         | 2-3-0            | 1st NFC Central   |
| 1992                     | Wayne Fontes   | 5-11-0            | .313        | 273           | 332           | 3-5-0             | 2-6-0             |             | 1-3-0            | 5th NFC Central   |
| 1993                     | Wayne Fontes   | 10-6-0            | .625        | 298           | 292           | 5-3-0             | 5-3-0             | 0-1         | 4-0-1            | 1st NFC Central   |
| 1994                     | Wayne Fontes   | 9-7-0             | .563        | 357           | 342           | 6-2-0             | 3-5-0             | 0-1         | 2-2-0            | 3rd NFC Central   |
| 1995                     | Wayne Fontes   | 10-6-0            | .625        | 436           | 336           | 7-1-0             | 3-5-0             | 0-1         | 3-1-0            | 2nd NFC Central   |
| 1996                     | Wayne Fontes   | 5-11-0            | .455        | 302           | 369           | 4-4-0             | 1-7-0             |             | 3-1-0            | 5th NFC Central   |
| 1997                     | Bobby Ross     | 9-7-0             | .563        | 379           | 306           | 6-2               | 3-5               | 0-1         | 1-3-0            | 3rd NFC Central   |
| <b>DETROIT TOTALS</b>    |                | <b>407-430-25</b> | <b>.472</b> | <b>16,647</b> | <b>16,351</b> | <b>244-183-10</b> | <b>163-247-15</b> | <b>7-9</b>  | <b>133-107-8</b> |                   |
| <b>PORTSMOUTH TOTALS</b> |                | <b>28-16-7</b>    | <b>.549</b> | <b>595</b>    | <b>396</b>    | <b>18-2-4</b>     | <b>10-14-3</b>    | <b>0-0</b>  | <b>0-0</b>       |                   |
| <b>FRANCHISE TOTALS</b>  |                | <b>435-446-32</b> | <b>.476</b> | <b>17,242</b> | <b>16,747</b> | <b>262-185-14</b> | <b>173-261-18</b> | <b>7-9</b>  | <b>133-107-8</b> |                   |

ALL-TIME CLUB RECORD (including post-season): 442-455-32, .476

# Karcis (0-8) replaced Edwards who began 1942 season with a 0-3 record

\* Hudspeth (5-5) replaced Forzano who began 1976 season with a 1-3 record

@ Fontes (2-3) replaced Rogers who began 1988 season with a 2-9 record

## Lions' Head Coaches Summary

(Includes Portsmouth Spartans and Post-Season Games)

| Name                       | Years       | Total     | Games      | Won        | Lost       | Tied      | Pct.        |
|----------------------------|-------------|-----------|------------|------------|------------|-----------|-------------|
| Hal Griffen                | 1930        | 1         | 14         | 5          | 6          | 3         | .464        |
| Potsy Clark                | 1931-36, 40 | 7         | 86         | 54         | 25         | 7         | .669        |
| Dutch Clark                | 1937-38     | 2         | 22         | 14         | 8          | 0         | .636        |
| Gus Henderson              | 1939        | 1         | 11         | 6          | 5          | 0         | .545        |
| Bill Edwards               | 1941-42     | 1+        | 14         | 4          | 9          | 1         | .321        |
| John Karcis                | 1942        | 1-        | 8          | 0          | 8          | 0         | .000        |
| Gus Dorais                 | 1943-47     | 5         | 53         | 20         | 31         | 2         | .396        |
| Bo McMillin                | 1948-50     | 3         | 36         | 12         | 24         | 0         | .333        |
| Buddy Parker               | 1951-56     | 6         | 76         | 50         | 24         | 2         | .671        |
| George Wilson              | 1957-64     | 8         | 106        | 55         | 45         | 6         | .547        |
| Harry Gilmer               | 1965-66     | 2         | 28         | 10         | 16         | 2         | .393        |
| Joe Schmidt                | 1967-72     | 6         | 85         | 43         | 35         | 7         | .547        |
| Don McCafferty             | 1973        | 1         | 14         | 6          | 7          | 1         | .464        |
| Rick Forzano               | 1974-76     | 2+        | 32         | 15         | 17         | 0         | .469        |
| Tommy Hudspeth             | 1976-77     | 1+        | 24         | 11         | 13         | 0         | .458        |
| Monte Clark                | 1978-84     | 7         | 107        | 43         | 63         | 1         | .407        |
| Darryl Rogers              | 1985-88     | 3+        | 58         | 18         | 40         | 0         | .310        |
| Wayne Fontes               | 1988-96     | 8+        | 138        | 67         | 71         | 0         | .486        |
| Bobby Ross                 | 1997-       | 1         | 17         | 9          | 8          | 0         | .529        |
| <b>TOTALS (19 coaches)</b> |             | <b>68</b> | <b>929</b> | <b>442</b> | <b>455</b> | <b>32</b> | <b>.476</b> |

+ Denotes having coached a portion of an additional season

- Denotes having coached less than one season

## Past Detroit Lions Coaches

- \*Hunk Anderson, 1939  
 Billy Atkins, 1978-79  
 \*Joe Bach, 1943-47  
 Bob Baker, 1985-88  
 Carl Battershell, 1985-88  
 Sammy Baugh, 1966  
 Maxie Baughan, 1980-82  
 Ed Beard, 1983-84  
 Bruce Beatty, 1975-76  
 Bill Belichick, 1976-77  
 Leeman Bennett, 1972  
 Raymond Berry, 1973-75, 1991  
 \*Les Bingaman, 1960-64  
 Paul Boudreau, 1994-96  
 Carl Brettschneider, 1965-66  
 Earl Brown, 1951  
 John Brunner, 1980-82  
 Joe Bugel, 1975-76  
 Henry Bullough, 1993  
 Lew Carpenter, 1987-88  
 Jim Carr, 1975-76  
 Pete Cawthon, 1945  
 \*Paul Christman, 1954-55  
 \*Dutch Clark, HEAD COACH, 1937-38  
 Monte Clark, HEAD COACH, 1978-84  
 \*Potsy Clark, HEAD COACH, 1934-36, 1940  
 Red Cochran, 1956-58  
 Jimmy David, 1967-72  
 Darrell "Mouse" Davis, 1989-90  
 Rey Dempsey, 1975  
 Don Doll, 1963-64, 1978-88  
 \*Gus Dorais, HEAD COACH, 1943-47  
 \*Rollie Dotsch, 1977  
 Bob Dove, 1958-59  
 Jim Eddy, 1996  
 Bill Edwards, HEAD COACH, 1941, 1942 (three games)  
 Wally English, 1974-75, 1977  
 John Fontes, 1992-96  
 \*Len Fontes, 1990-91  
 Wayne Fontes, assistant 1985-88  
 HEAD COACH, 1988 (five games)-1996  
 Aldo Forte, 1950-65  
 Mo Forte, 1995-96
- Rick Forzano, assistant 1973, HEAD COACH 1974-76  
 Frank Gansz, 1989-93  
 Doug Gerhart, 1978  
 Bob Gibson, 1976  
 Harry Gilmer, HEAD COACH, 1965-66  
 Jerry Glanville, 1974-76  
 Sonny Grandelius, 1964  
 \*Gus Henderson, HEAD COACH, 1939  
 Dan Henning, 1992-93  
 Fred Hoaglin, 1978-84  
 Bob Holloway, 1973-74  
 Tommy Hudspeth, HEAD COACH, 1976-77  
 Ed Hughes, 1977  
 Dave Jaumotte, 1991-94  
 Bill Johnson, 1983-84  
 June Jones, 1989-90  
 John Karcis, assistant 1942, HEAD COACH 1942 (eight games)  
 Steve Kazor, 1994-96  
 Eddie Khayat, 1973-74, 1982-84  
 Chuck Knox, 1967-72  
 Greg Landry, 1995-96  
 Paul Lanham, 1985-86  
 Lamar Leachman, 1990-94  
 Dave Levy, 1989-96  
 Joe Madden, 1980-84  
 Ted Marchibroda, 1982-83  
 Jim Martin, 1967-72  
 Billie Matthews, 1989-94  
 \*Don McCafferty, HEAD COACH, 1973  
 Leon McLaughlin, 1973-74  
 \*Scooter McLean, 1959-63  
 \*Bo McMillin, HEAD COACH, 1948-50  
 \*Bill McPeak, 1967-72  
 John Meyer, 1973-74  
 Burnie Miller, 1977  
 Roy Miller, 1941-42  
 Dick Modzelewski, 1988-89  
 Tom Moore, 1994-96  
 Bill Muir, 1985-88  
 Mike Murphy, 1985-89  
 Bill Nelsen, 1984
- Rex Norris, 1985-87  
 John North, 1965-72  
 Frank Novak, 1995-96  
 Bob Nussbaumer, 1957-64  
 \*Buddy Parker, assistant 1950, HEAD COACH, 1951-56  
 Larry Pasquale, 1979  
 Herb Paterra, 1989-95  
 Floyd Reese, 1975-77  
 Floyd Peters, 1978-81  
 Mel Phillips, 1980-84  
 Buster Ramsey, 1952-59  
 \*Clare Randolph, 1940  
 Vic Rapp, 1987-88  
 Jimmy Raye, 1978-79  
 John Payne, 1977  
 Ray Renfro, 1965  
 Darryl Rogers, HEAD COACH, 1985-1988 (11 games)  
 Lou Rymkus, 1966  
 Charlie Sanders, 1989-96  
 Joe Schmidt, assistant 1966, HEAD COACH, 1967-72  
 Bob Schnelker, 1978-81  
 Marty Schottenheimer, 1978-79  
 Larry Seiple, 1980-84  
 Willie Shaw, 1985-88  
 Fritz Shurmur, 1975-77  
 Ken Shipp, 1976  
 Don Shula, 1960-62  
 \*Jackie Simpson, 1983  
 Carl Taseff, 1965-66  
 John Teerlinck, 1995-96  
 Tim Temerario, 1948-49  
 \*Russ Thomas, 1952-53  
 Howard Tippett, 1994-96  
 Marc Trestman, 1997  
 Dick Voris, 1972  
 Jerry Wampfler, 1989-93  
 Woody Widenhofer, 1989-92  
 Ivy Williams, 1985-86  
 \*George Wilson, assistant 1949-56, HEAD COACH, 1957-64  
 Bob Winslow, 1946-47  
 \*Lou Zarza, 1948  
 Art Zeleznik, 1976

(\* deceased)

# Lions vs. All-Time Opponents

## LIONS vs. NFC TEAMS

(Regular Season Only)

|                      | GP         | W          | L          | T         |
|----------------------|------------|------------|------------|-----------|
| Arizona Cardinals    | 50         | 28         | 17         | 5         |
| Atlanta Falcons      | 26         | 20         | 6          | 0         |
| Chicago Bears        | 136        | 55         | 76         | 5         |
| Dallas Cowboys       | 13         | 6          | 7          | 0         |
| Green Bay Packers    | 135        | 59         | 69         | 7         |
| Minnesota Vikings    | 73         | 27         | 44         | 2         |
| New Orleans Saints   | 15         | 6          | 8          | 1         |
| New York Giants      | 36         | 18         | 17         | 1         |
| Philadelphia Eagles  | 24         | 12         | 10         | 2         |
| St. Louis Rams       | 75         | 35         | 39         | 1         |
| San Francisco 49ers  | 55         | 26         | 28         | 1         |
| Tampa Bay Buccaneers | 40         | 22         | 18         | 0         |
| Washington Redskins  | 32         | 8          | 24         | 0         |
| <b>Total</b>         | <b>710</b> | <b>322</b> | <b>363</b> | <b>25</b> |

## LIONS vs. AFC TEAMS

(Regular Season Only)

|                      | GP         | W         | L         | T        |
|----------------------|------------|-----------|-----------|----------|
| Buffalo Bills        | 6          | 3         | 2         | 1        |
| Cincinnati Bengals   | 6          | 3         | 3         | 0        |
| Cleveland Browns     | 15         | 12        | 3         | 0        |
| Denver Broncos       | 7          | 3         | 4         | 0        |
| Indianapolis Colts   | 38         | 19        | 17        | 2        |
| Jacksonville Jaguars | 1          | 1         | 0         | 0        |
| Kansas City Chiefs   | 8          | 3         | 5         | 0        |
| Miami Dolphins       | 6          | 2         | 4         | 0        |
| New England Patriots | 6          | 3         | 3         | 0        |
| New York Jets        | 8          | 5         | 3         | 0        |
| Oakland Raiders      | 8          | 2         | 6         | 0        |
| Pittsburgh Steelers  | 25         | 13        | 11        | 1        |
| San Diego Chargers   | 6          | 3         | 3         | 0        |
| Seattle Seahawks     | 7          | 3         | 4         | 0        |
| Tennessee Oilers     | 7          | 3         | 4         | 0        |
| <b>Total</b>         | <b>154</b> | <b>78</b> | <b>72</b> | <b>4</b> |

## LIONS IN POST-SEASON GAMES

|               | GP        | W        | L        | T        |
|---------------|-----------|----------|----------|----------|
| Championships | 5         | 4        | 1        | 0        |
| Playoffs      | 11        | 3        | 8        | 0        |
| <b>Total</b>  | <b>16</b> | <b>7</b> | <b>9</b> | <b>0</b> |

## LIONS IN PRESEASON GAMES

(Since 1949)

|                      | GP         | W          | L          | T        |
|----------------------|------------|------------|------------|----------|
| Arizona Cardinals    | 15         | 11         | 4          | 0        |
| Atlanta Falcons      | 1          | 1          | 0          | 0        |
| Buffalo Bills        | 19         | 11         | 8          | 1        |
| Chicago Bears        | 1          | 0          | 1          | 0        |
| Cincinnati Bengals   | 28         | 13         | 15         | 0        |
| Cleveland Browns     | 33         | 19         | 13         | 1        |
| College All-Stars    | 4          | 2          | 1          | 1        |
| Dallas Cowboys       | 5          | 1          | 3          | 1        |
| Denver Broncos       | 3          | 1          | 2          | 0        |
| Houston Oilers       | 4          | 3          | 1          | 0        |
| Jacksonville Jaguars | 1          | 1          | 0          | 0        |
| Indianapolis Colts   | 17         | 4          | 12         | 1        |
| Kansas City Chiefs   | 10         | 6          | 4          | 0        |
| Los Angeles Raiders  | 3          | 1          | 2          | 0        |
| Miami Dolphins       | 6          | 1          | 5          | 0        |
| Minnesota Vikings    | 1          | 0          | 0          | 1        |
| New England Patriots | 5          | 4          | 1          | 0        |
| New Orleans Saints   | 7          | 4          | 3          | 0        |
| New York Bulldogs    | 1          | 1          | 0          | 0        |
| New York Giants      | 14         | 9          | 4          | 1        |
| New York Jets        | 3          | 2          | 1          | 0        |
| New York Yanks       | 1          | 1          | 0          | 0        |
| Philadelphia Eagles  | 25         | 13         | 11         | 1        |
| Pittsburgh Steelers  | 13         | 8          | 5          | 0        |
| St. Louis Rams       | 2          | 0          | 1          | 1        |
| San Diego Chargers   | 1          | 1          | 0          | 0        |
| Seattle Seahawks     | 7          | 2          | 5          | 0        |
| Washington Redskins  | 18         | 11         | 7          | 0        |
| <b>Total</b>         | <b>249</b> | <b>131</b> | <b>109</b> | <b>9</b> |

## LIONS vs. DEFUNCT TEAMS

(Regular Season Games)

|                      |           |           |          |          |
|----------------------|-----------|-----------|----------|----------|
| Boston Yanks         | 5         | 3         | 2        | 0        |
| Brooklyn Dodgers     | 11        | 8         | 3        | 0        |
| Chicago-Pittsburgh   | 2         | 2         | 0        | 0        |
| Cincinnati-St. Louis | 2         | 2         | 0        | 0        |
| Dallas Texans        | 2         | 2         | 0        | 0        |
| New York Bulldogs    | 1         | 1         | 0        | 0        |
| New York Yanks       | 4         | 2         | 1        | 1        |
| Phila.-Pittsburgh    | 1         | 0         | 1        | 0        |
| <b>Total</b>         | <b>28</b> | <b>20</b> | <b>7</b> | <b>1</b> |

# Arizona Cardinals

## LIONS' ALL-TIME BESTS vs. CARDINALS

### CARDINALS '98 SCHEDULE

|       |                    |
|-------|--------------------|
| 9/6   | at Dallas          |
| 9/13  | at Seattle         |
| 9/20  | PHILADELPHIA       |
| 9/27  | at St. Louis       |
| 10/4  | OAKLAND            |
| 10/11 | CHICAGO            |
| 10/18 | at New York Giants |
| 10/25 | OPEN DATE          |
| 10/1  | at Detroit         |
| 11/8  | WASHINGTON         |
| 11/15 | DALLAS             |
| 11/22 | at Washington      |
| 11/29 | at Kansas City     |
| 12/6  | NEW YORK GIANTS    |
| 12/13 | at Philadelphia    |
| 12/20 | NEW ORLEANS        |
| 12/27 | SAN DIEGO          |

### 1997 RESULTS (4-12)

|                     |                      |
|---------------------|----------------------|
| at Cincinnati       | L, 21-24             |
| <b>DALLAS</b>       | <b>W, 25-22 (OT)</b> |
| at Washington       | L, 13-19 (OT)        |
| at Tampa Bay        | L, 18-19             |
| <b>MINNESOTA</b>    | <b>L, 19-20</b>      |
| <b>NY GIANTS</b>    | <b>L, 13-27</b>      |
| at Philadelphia     | L, 10-13             |
| <b>TENNESSEE</b>    | <b>L, 14-41</b>      |
| <b>PHILADELPHIA</b> | <b>W, 31-21</b>      |
| at Dallas           | L, 6-24              |
| at NY Giants        | L, 10-19             |
| at Baltimore        | W, 16-13             |
| <b>PITTSBURGH</b>   | <b>L, 20-26 (OT)</b> |
| <b>WASHINGTON</b>   | <b>L, 28-38</b>      |
| at New Orleans      | L, 10-27             |
| <b>ATLANTA</b>      | <b>W, 29-26</b>      |

### PUBLIC RELATIONS

Paul Jensen/Greg Gladysiewski/Luke Sacks  
P.O. Box 888  
Phoenix, AZ 85001-0888  
(602) 379-0101

### Rushing

*Most Carries*  
25 by Billy Sims, 9/21/80  
24 by Barry Sanders, 9/17/95  
20 by Derrick Moore, 12/12/93

*Most Yards Gained*  
147 by Barry Sanders, 19/17/95  
107 by Derrick Moore, 12/12/93

*Most Rushing TD's*  
2 by Dan Lewis, 11/12/61

*Passing*  
*Most Attempts*  
29 by Joe Reed, 12/21/75

*Most Completions*  
19 by Erik Kramer, 12/12/93

*Most Yards Gained*  
257 by Erik Kramer, 12/12/93

*Most Passes Had Intercepted*  
5 by Gary Danielson, 12/3/78

*Most TD passes*  
3 by Erik Kramer, 12/12/93

*Receiving*  
*Most Passes Received*  
7 by Derrick Moore, 12/12/93  
by Brett Perriman, 9/17/95

### Most Yards Gained

117 by Earl McCullough, 11/16/69  
114 by Brett Perriman, 9/17/95  
113 by Terry Barr, 11/12/61  
107 by Pat Studstill, 10/1/67

*Most Receiving TD's*  
2 by Pat Studstill, 10/1/67

*Interceptions*  
*Most Passes Intercepted*  
2 by Lem Barney, 12/6/70

*Scoring*  
*Most Points*  
14 by Jason Hanson, 9/26/93

*Most TD's*  
2 by Pat Studstill, 10/1/67  
by Dan Lewis, 11/12/61  
by Howard Cassady, 11/12/61

*Most FG's*  
4 by Jason Hanson, 9/26/93

*Punting*  
*Most Points*  
7 by Tom Skladany, 12/7/80

*Punt Returns*  
*Most Returns*  
6 by Tony Leonard, 12/3/78

*Most Yards Returned*  
55 by Tony Leonard, 12/3/78

### Kickoff Returns

*Most Returns*  
6 by Johnnie Morton, 9/17/95

*Most Yards Returned*  
136 by Johnnie Morton, 9/17/95

*Longest Plays*  
*Rushing Play*  
50 yards by Leonard Thompson, 9/21/80

*Passing Play*  
54t yards by Bill Munson-to-Charlie Sanders, 12/2/73

*Kickoff Return*  
61 yards by Mel Gray, 9/26/93

*Punt*  
67 yards by Pat Studstill, 10/1/67

*Punt Return*  
43 yards by Charlie West, 12/21/75

*Interception Return*  
26 yards by Levi Johnson, 12/21/75

*Field Goal*  
52 yards by Errol Mann, 12/2/73

## DETROIT'S SERIES AGAINST ARIZONA

28 Wins, 17 Losses, 5 Ties

| DATE     | W-L | SCORE | 11-21-37  | W | 16-7  | 10-21-45* | W | 26-0  | 12-2-73   | W | 20-16   |
|----------|-----|-------|-----------|---|-------|-----------|---|-------|-----------|---|---|
| 10-5-30* | T   | 0-0   | 10-23-38* | W | 10-0  | 9-30-46   | L | 14-34 | 12-21-75* | L | 13-24   |
| 10-26-30 | L   | 13-23 | 11-20-38  | W | 7-3   | 10-13-46* | L | 14-36 | 12-3-78   | L | 14-21   |
| 9-23-31* | W   | 13-3  | 9-10-39*  | W | 21-13 | 9-28-47   | L | 21-45 | 9-21-80*  | W | 20-7  |
| 11-22-31 | L   | 19-20 | 10-1-39   | W | 17-3  | 11-9-47*  | L | 7-17  | 12-7-80   | L | 23-24   |
| 10-2-32* | T   | 7-7   | 9-15-40   | T | 0-0   | 11-7-48   | L | 20-56 | 9-10-89*  | L | 13-16   |
| 10-1-33* | W   | 7-6   | 10-6-40*  | W | 43-14 | 11-25-48* | L | 14-28 | 9-26-93*  | W | 26-20   |
| 9-30-34* | W   | 6-0   | 9-27-41   | T | 14-14 | 10-23-49  | W | 24-7  | 12-12-93  | W | 21-14   |
| 11-11-34 | W   | 17-13 | 11-30-41* | W | 21-3  | 11-6-49*  | L | 19-42 | 9-17-95*  | L | 17-20   |
| 9-29-35* | T   | 10-10 | 9-20-42   | L | 0-13  | 12-6-59*  | W | 45-21 |           |   |   |
| 11-3-35  | W   | 7-6   | 10-18-42* | L | 0-7   | 11-12-61  | W | 45-14 |           |   | (*Lions home game)  |
| 9-27-36* | W   | 39-0  | 9-19-43*  | W | 35-17 | 10-1-67   | L | 28-38 |           |   |   |
| 11-22-36 | W   | 14-7  | 10-17-43  | W | 7-0   | 11-16-69* | W | 20-0  |           |   | Note: From 1930-33, the Lions were the Portsmouth Spartans. |
| 9-19-37* | W   | 16-7  | 9-23-45   | W | 10-0  | 12-6-70*  | W | 16-3  |           |   |   |

### SERIES NOTES: DETROIT vs. ARIZONA

- Detroit's series with the Cardinals is the oldest in the history of the Lions' franchise. The first game was played on October 5, 1930 between the Portsmouth Spartans and the Chicago Cardinals.
- The Lions own a 28-17-5 advantage over the Cardinals in the series that dates back to a scoreless tie on October 5, 1930, between the Spartans and the Chicago Cardinals. The Spartans became the Detroit Lions in 1934 and that series kicked off with a 6-0 Lions victory over the Chicago Cardinals on September 30, 1934.
- In all, the Portsmouth Spartans were 2-2-2 vs. the Chicago Cardinals, Detroit registered a 19-9-3 mark against the Cardinals, a 5-4 record over the St. Louis Cardinals, and a 2-2 mark since the Cardinals moved to Phoenix.
- The teams met twice in 1993 with Detroit winning both contests, 26-20 in the Silverdome on Sept. 26, and 21-14 in Phoenix on Dec. 12.

**FALCONS '98 SCHEDULE**

|       |                    |
|-------|--------------------|
| 9/6   | at Carolina        |
| 9/13  | PHILADELPHIA       |
| 9/20  | OPEN DATE          |
| 9/27  | at San Francisco   |
| 10/4  | CAROLINA           |
| 10/11 | at New York Giants |
| 10/18 | NEW ORLEANS        |
| 10/25 | at New York Jets   |
| 11/1  | ST. LOUIS          |
| 11/8  | at New England     |
| 11/15 | SAN FRANCISCO      |
| 11/22 | CHICAGO            |
| 11/29 | at St. Louis       |
| 12/6  | INDIANAPOLIS       |
| 12/13 | at New Orleans     |
| 12/20 | at Detroit         |
| 12/27 | MIAMI              |

**1997 RESULTS (7-9)**

|                      |                 |
|----------------------|-----------------|
| at Detroit           | L, 17-28        |
| <b>CAROLINA</b>      | <b>L, 6-9</b>   |
| <b>OAKLAND</b>       | <b>L, 31-36</b> |
| at San Francisco     | L, 7-34         |
| <b>DENVER</b>        | <b>L, 21-29</b> |
| at New Orleans       | W, 23-17        |
| <b>SAN FRANCISCO</b> | <b>L, 28-35</b> |
| at Carolina          | L, 12-21        |
| <b>ST. LOUIS</b>     | <b>W, 34-31</b> |
| <b>TAMPA BAY</b>     | <b>L, 10-31</b> |
| at St. Louis         | W, 27-21        |
| <b>NEW ORLEANS</b>   | <b>W, 20-3</b>  |
| at Seattle           | W, 24-17        |
| at San Diego         | W, 14-3         |
| <b>PHILADELPHIA</b>  | <b>W, 20-17</b> |
| at Arizona           | L, 26-29        |

**PUBLIC RELATIONS**

Charlie Taylor/Frank Kleha  
One Falcon Place  
Suwannee, GA 30024  
(770) 945-1111

# Atlanta Falcons

**LIONS' ALL-TIME BESTS vs. FALCONS**

**Rushing**

*Most Carries*  
30 by Rick Kane, 11/13/77  
27 by Barry Sanders, 9/4/94

*Most Yards Gained*  
158 by Barry Sanders, 12/24/89  
140 by Billy Sims, 9/9/84  
120 by Barry Sanders, 9/4/94

*Most Rushing TD's*  
3 by Barry Sanders, 12/24/89

**Passing**  
*Most Attempts*  
50 by Scott Mitchell, 11/5/95

*Most Completions*  
23 by Gary Danielson, 10/5/80  
by Scott Mitchell, 11/5/95

*Most Yards Gained*  
348 by Gary Danielson, 10/5/80  
321 by Scott Mitchell, 11/5/95

*Most Passes Had Intercepted*  
3 by Greg Landry, 10/8/72

*Most TD Passes*  
3 by Bill Munson, 12/8/68  
by Gary Danielson, 10/5/80  
by Eric Hipple, 9/8/85  
by Scott Mitchell, 9/4/94  
by Scott Mitchell, 10/6/96

**Receiving**  
*Most Passes Received*  
9 by Herman Moore, 11/5/95  
7 by Richard Johnson, 12/24/89

*Most Yards Gained*

176 by Herman Moore, 11/5/95  
135 by Richard Johnson, 12/24/89  
113 by Herman Moore, 9/5/93  
107 by Freddie Scott, 10/5/80  
by Herman Moore, 10/6/96  
105 by Bill Gambrell, 12/6/68  
102 by Ron Jessie, 10/8/72

*Most Receiving TD's*  
2 by Fred Scott, 10/5/80  
by Jeff Chadwick, 9/8/85  
by Anthony Carter, 9/4/94  
by Herman Moore, 10/6/96  
by Herman Moore, 8/31/97

**Interceptions**

*Most Passes Intercepted*  
2 by Tom Vaughn, 12/8/68  
by Dick LeBeau, 10/3/71  
by James Hunter, 11/13/77  
by Duane Galloway, 9/13/87

**Scoring**

*Most Points*  
18 by Bill Gambrell, 12/8/68  
by Barry Sanders, 12/24/89

*Most TD's*  
3 by Bill Gambrell, 12/8/68  
by Barry Sanders, 12/24/89

*Most FG's*  
3 by Jason Hanson, 9/5/93

**Punting**  
*Most Punts*  
8 by Herman Weaver, 10/1/73  
by Larry Swider, 9/23/79  
by John Jett, 8/31/97

**Punt Returns**

*Most Returns*  
6 by Mel Gray, 9/16/90  
by Mel Gray, 9/5/93

*Most Yards Returned*  
109 by Pete Mandley, 12/21/86

**Kickoff Returns**  
*Most Returns*  
7 by John Arnold, 10/5/80

*Most Yards Returned*  
125 by Ron Jessie, 10/3/71

**Longest Plays**

*Rushing Play*  
57 yards by Larry Walton, 10/1/73

*Passing Play*  
82 yards from Greg Landry-to-Ron Jessie, 10/8/72

*Punt*  
64 yards by Greg Montgomery, 9/4/94

*Punt Return*  
81 yards by Pete Mandley, 12/21/86

*Kickoff Return*  
97 yards by Ron Jessie, 10/3/71

*Interception Return*  
45 yards by Lem Barney, 10/22/67

*Field Goal*  
48 yards by Ed Murray, 9/9/84

**DETROIT'S SERIES AGAINST ATLANTA**

20 Wins, 6 Losses

|             |            |              |          |   |       |           |       |       |          |       |       |
|-------------|------------|--------------|----------|---|-------|-----------|-------|-------|----------|-------|-------|
| <b>DATE</b> | <b>W-L</b> | <b>SCORE</b> | 10-1-73* | W | 31-6  | 9-18-83*  | L     | 14-30 | 9-16-90  | W     | 21-14 |
| 9-25-66*    | W          | 28-10        | 9-28-75  | W | 17-14 | 9-9-84    | W(OT) | 27-24 | 9-5-93*  | W     | 30-13 |
| 10-22-67*   | W          | 24-3         | 9-19-76* | W | 24-10 | 9-8-85    | W     | 28-27 | 9-4-94*  | W(OT) | 31-28 |
| 12-8-68     | W          | 24-7         | 11-13-77 | L | 6-17  | 12-21-86* | L     | 6-20  | 11-5-95  | L     | 22-34 |
| 11-9-69*    | W          | 27-21        | 10-15-78 | L | 0-14  | 12-27-87  | W     | 30-13 | 10-6-96* | W     | 28-24 |
| 10-3-71*    | W          | 41-38        | 9-23-79* | W | 24-23 | 9-4-88*   | W     | 31-17 | 8-31-97* | W     | 28-17 |
| 10-8-72     | W          | 26-23        | 10-5-80  | L | 28-43 | 12-24-89  | W     | 31-24 |          |       |       |

(\*Lions home game)

**SERIES NOTES: DETROIT vs. ATLANTA**

- The Lions and Falcons met in the regular season opener or closer seven times between 1985-94. The two teams opened or closed the season every year from 1985-89, and met in the regular season opener again in 1997.
- The Lions have dominated the series against the Falcons, earning a 20-6 record. The initial meeting took place on Sept. 25, 1966, Atlanta's inaugural season, with the Lions running away with a 28-10 win. Detroit claimed the first nine contests in the series.
- The Lions are 12-2 at home (5-0 in Tiger Stadium; 7-2 in the Silverdome). Detroit has won eight of the last nine match-ups in the series, with the lone exception during that span coming in a 1995 Falcons' win (34-22) in the Lions' only visit ever to the Georgia Dome.

# Baltimore Ravens

## RAVENS' STAFF DIRECTORY

### RAVENS '98 SCHEDULE

|       |                  |
|-------|------------------|
| 9/6   | PITTSBURGH       |
| 9/13  | at New York Jets |
| 9/20  | at Jacksonville  |
| 9/27  | CINCINNATI       |
| 10/4  | OPEN DATE        |
| 10/11 | TENNESSEE        |
| 10/18 | at Pittsburgh    |
| 10/25 | at Green Bay     |
| 11/1  | JACKSONVILLE     |
| 11/8  | OAKLAND          |
| 11/15 | at San Diego     |
| 11/22 | at Cincinnati    |
| 11/29 | INDIANAPOLIS     |
| 12/6  | at Tennessee     |
| 12/13 | MINNESOTA        |
| 12/20 | at Chicago       |
| 12/27 | DETROIT          |

### 1997 RESULTS (6-9-1)

|                 |               |
|-----------------|---------------|
| OAKLAND         | W, 19-14      |
| JACKSONVILLE    | L, 27-28      |
| CINCINNATI      | W, 23-10      |
| at NY Giants    | W, 24-23      |
| at Tennessee    | W, 36-10      |
| at San Diego    | L, 17-21      |
| PITTSBURGH      | L, 34-42      |
| MIAMI           | L, 13-24      |
| at Washington   | W, 20-17      |
| at NY Jets      | L, 16-19 (OT) |
| at Pittsburgh   | L, 0-37       |
| PHILADELPHIA    | T, 10-10 (OT) |
| ARIZONA         | L, 13-16      |
| at Jacksonville | L, 27-29      |
| SEATTLE         | W, 31-24      |
| TENNESSEE       | W, 21-19      |
| at Cincinnati   | L, 14-16      |

### PUBLIC RELATIONS

Kevin Byrne/Francine Lubera  
11001 Owing Mills Blvd.  
Owing Mills, MD 21117  
(410) 654-6200

### Administration

Owner ..... Art Modell

### Coaching Staff

Head Coach ..... Ted Marchibroda  
 Assistant Head Coach/Offense ..... Kirk Ferentz  
 Defensive Coordinator ..... Marvin Lewis  
 Linebackers ..... Maxie Baughan  
 Defensive Line ..... Jacob Burney  
 Tight Ends/Offensive Line Assistant ..... Pat Hill  
 Running Backs ..... Al Lavan  
 Quality Control - Offense ..... Eric Mangini  
 Special Teams ..... Scott O'Brien  
 Secondary ..... Alvin Reynolds  
 Quality Control - Defense ..... Jim Schwartz  
 Strength & Conditioning/Quality Control - Special Teams ..... Darrin Simmons  
 Receivers ..... Mike Sheppard  
 Strength & Conditioning ..... Jerry Simmons  
 Quarterbacks ..... Don Strock

## BILLS '98 SCHEDULE

|       |                      |
|-------|----------------------|
| 9/6   | at San Diego         |
| 9/13  | at Miami             |
| 9/20  | ST. LOUIS            |
| 9/27  | OPEN DATE            |
| 10/4  | SAN FRANCISCO        |
| 10/11 | at Indianapolis      |
| 10/18 | JACKSONVILLE         |
| 10/25 | at Carolina          |
| 11/1  | MIAMI                |
| 11/8  | at New York Jets     |
| 11/15 | NEW ENGLAND          |
| 11/22 | INDIANAPOLIS         |
| 11/29 | at New England       |
| 12/6  | at Cincinnati        |
| 12/13 | OAKLAND              |
| 12/19 | NEW YORK JETS (Sat.) |
| 12/27 | at New Orleans       |

## 1997 RESULTS (6-10)

|                 |               |
|-----------------|---------------|
| MINNESOTA       | L, 13-34      |
| at NY Jets      | W, 28-22      |
| at Kansas City  | L, 16-22      |
| INDIANAPOLIS    | W, 37-35      |
| DETROIT         | W, 22-13      |
| at New England  | L, 6-33       |
| at Indianapolis | W, 9-6        |
| DENVER          | L, 20-23 (OT) |
| MIAMI           | W, 9-6        |
| NEW ENGLAND     | L, 10-31      |
| at Miami        | L, 13-30      |
| at Tennessee    | L, 14-31      |
| NY JETS         | W, 20-10      |
| at Chicago      | L, 3-20       |
| JACKSONVILLE    | L, 14-20      |
| at Green Bay    | L, 21-31      |

## PUBLIC RELATIONS

Denny Lynch/Scott Berchtold/  
Mark Dalton  
One Bills Drive  
Orchard Park, NY 14127  
(716) 648-1800

## Buffalo Bills

## LIONS' ALL-TIME BESTS vs. BILLS

## Rushing

*Most Carries*  
27 by Dexter Bussey, 11/25/76  
26 by Dexter Bussey, 10/28/79  
by Barry Sanders, 12/22/91  
25 by Barry Sanders, 10/5/97

*Most Yards Gained*  
139 by Dexter Bussey, 10/28/79  
137 by Dexter Bussey, 11/25/76  
108 by Barry Sanders, 12/22/91  
107 by Barry Sanders, 10/5/97

*Most Rushing TD's*  
1 by several players; most recent  
Scott Mitchell, 10/5/97

## Passing

*Most Attempts*  
38 by Scott Mitchell, 10/5/97

*Most Completions*  
20 by Dave Krieg, 11/24/94  
by Scott Mitchell, 10/5/97

*Most Yards Gained*  
351 by Dave Krieg, 11/24/94

*Most Touchdowns*  
3 by Greg Landry, 12/10/72  
by Dave Krieg, 11/24/94

*Most Passes Had Intercepted*  
2 by Enk Kramer, 12/22/91

## Receiving

*Most Passes Received*  
8 by Herman Moore, 10/5/97  
7 by Herman Moore, 11/24/94

*Most Yards Gained*  
169 by Herman Moore, 11/24/94

*Most Receiving TD's*  
2 by David Hill, 11/25/76

*Interceptions*  
*Most Passes Intercepted*  
2 by Willie Clay, 11/24/94

*Scoring*  
*Most Points*  
12 by David Hill, 11/25/76

*Most TD's*  
2 by David Hill, 11/25/76

*Most FG's*  
2 by Bennie Ricardo, 11/25/76  
by Jason Hanson, 10/5/97

*Punt Returns*  
*Most Returns*  
3 by Lem Barney, 11/25/76

*Most Yards Returned*  
56 by Lem Barney, 11/25/76

*Kickoff Returns*  
*Most Returns*  
3 by Ken Calicut, 10/28/79  
by Mel Gray, 11/24/94  
by Glyn Milburn, 10/5/97

*Most Yards Returned*  
69 by Glyn Milburn, 10/5/97  
67 by Mel Gray, 11/24/94

*Punting*  
*Most Punts*  
6 by Jim Arnold, 12/22/91

*Longest Plays*  
*Rushing Play*  
40 yards by Barry Sanders, 10/5/97  
38 yards by Dexter Bussey, 10/28/79

*Passing Play*  
511 yards by Dave Krieg-to-Herman  
Moore, 11/24/94

*Kickoff Return*  
35 yards by Mel Gray, 11/24/94

*Punt*  
56 yards by Herman Weaver,  
11/25/76

*Punt Return*  
30 yards by Lem Barney, 11/25/76

*Interception Return*  
281 yards by Willie Clay,  
11/24/94

*Field Goal*  
40 yards by Bennie Ricardo,  
10/28/79

## DETROIT'S SERIES AGAINST BUFFALO

3 Wins, 2 Loss, 1 Tie

| DATE      | W-L | SCORE | 12-22-91  | W(OT) | 17-14 |
|-----------|-----|-------|-----------|-------|-------|
| 12-10-72  | T   | 21-21 | 11-24-94* | W     | 35-21 |
| 11-25-76* | W   | 27-14 | 10-5-97   | L     | 13-22 |
| 10-28-79* | L   | 17-20 |           |       |       |

(\*Lions home game)

## SERIES NOTES: DETROIT vs. BUFFALO

- Aside from the NFL's most recent expansion additions (Jacksonville and Carolina), the six meetings between the Lions and Bills ties for the fewest number the Lions have played against any team (Miami, Cincinnati, New England, and San Diego).
- Two of the six games have been played on Thanksgiving Day, with the Lions winning both outings.
- In the 1976 meeting, O.J. Simpson put on one of the greatest individual performances in the history of pro football as he rushed for a then-NFL record 273 yards. Simpson's historic Thanksgiving Day performance wasn't enough, though, as the Lions prevailed 27-14.
- Bills' owner Ralph C. Wilson grew up in Detroit and at one time was a Lions' shareholder. He attended the University of Michigan law school, is the Chairman of Ralph C. Wilson Industries and resides in Grosse Pointe Shores, Mich.

# Carolina Panthers

## PANTHERS' STAFF DIRECTORY

### PANTHERS '98 SCHEDULE

|       |                  |
|-------|------------------|
| 9/6   | ATLANTA          |
| 9/13  | at New Orleans   |
| 9/20  | OPEN DATE        |
| 9/27  | GREEN BAY        |
| 10/4  | at Atlanta       |
| 10/11 | at Dallas        |
| 10/18 | at Tampa Bay     |
| 10/25 | BUFFALO          |
| 11/1  | NEW ORLEANS      |
| 11/8  | at San Francisco |
| 11/15 | MIAMI            |
| 11/22 | at St. Louis     |
| 11/29 | at New York Jets |
| 12/6  | SAN FRANCISCO    |
| 12/13 | WASHINGTON       |
| 12/20 | ST. LOUIS        |
| 12/27 | at Indianapolis  |

### 1997 RESULTS (7-9)

|                  |          |
|------------------|----------|
| ATLANTA          | W, 29-6  |
| WASHINGTON       | L, 10-24 |
| at Atlanta       | W, 9-6   |
| at San Diego     | W, 26-7  |
| KANSAS CITY      | L, 14-35 |
| SAN FRANCISCO    | L, 21-34 |
| at Minnesota     | L, 14-21 |
| at New Orleans   | W, 13-0  |
| ATLANTA          | W, 21-12 |
| OAKLAND          | W, 38-14 |
| at Denver        | L, 0-34  |
| at San Francisco | L, 19-27 |
| at St. Louis     | W, 16-10 |
| NEW ORLEANS      | L, 13-16 |
| at Dallas        | W, 23-13 |
| GREEN BAY        | L, 10-31 |
| ST. LOUIS        | L, 18-30 |

### PUBLIC RELATIONS

Charlie Dayton/Lex Sant/  
Bruce Speight  
800 S. Mint Street  
Charlotte, NC 28202  
(704) 358-7000

### Administration

|                                     |                  |
|-------------------------------------|------------------|
| Owner and Founder                   | Jerry Richardson |
| President - Carolina Stadium Corp.  | Jon Richardson   |
| President - Carolina Panthers       | Mark Richardson  |
| Director of Player Personnel        | Jack Bushofsky   |
| Director of Football Administration | Marty Hurney     |

### Coaching Staff

|                           |                    |
|---------------------------|--------------------|
| Head Coach                | Dom Capers         |
| Defensive Coordinator     | Vic Fangio         |
| Offensive Coordinator     | Gil Haskell        |
| Tight Ends                | Don Breaux         |
| Defensive Backs           | Steve Shafer       |
| Outside Linebackers       | Billy Davis        |
| Defensive Line            | Ted Gill           |
| Running Backs             | Chick Harris       |
| Offensive Line            | Jim McNally        |
| Strength and Conditioning | Chip Morton        |
| Special Teams             | Bard Seely         |
| Quality Control-Offense   | John Shoop         |
| Linebackers               | Kevin Steele       |
| Wide Receivers            | Richard Williamson |
| Quality Control - Defense | Brett Maxie        |

**BEARS '98 SCHEDULE**

|           |               |
|-----------|---------------|
| 9/6       | JACKSONVILLE  |
| 9/13      | at Pittsburgh |
| 9/20      | at Tampa Bay  |
| 9/27      | MINNESOTA     |
| 10/4      | DETROIT       |
| 10/11     | at Arizona    |
| 10/18     | DALLAS        |
| 10/25     | at Tennessee  |
| OPEN DATE |               |
| 11/1      | ST. LOUIS     |
| 11/15     | at Detroit    |
| 11/22     | at Atlanta    |
| 11/29     | TAMPA BAY     |
| 12/6      | at Minnesota  |
| 12/13     | at Green Bay  |
| 12/20     | BALTIMORE     |
| 12/27     | GREEN BAY     |

**1997 RESULTS (4-12)**

|                |               |
|----------------|---------------|
| at Green Bay   | L, 24-38      |
| MINNESOTA      | L, 24-27      |
| DETROIT        | L, 7-32       |
| at New England | L, 3-31       |
| at Dallas      | L, 3-27       |
| NEW ORLEANS    | L, 17-20      |
| GREEN BAY      | L, 23-24      |
| at Miami       | W, 36-33 (OT) |
| WASHINGTON     | L, 8-31       |
| at Minnesota   | L, 22-29      |
| NY JETS        | L, 15-23      |
| TAMPA BAY      | W, 13-7       |
| at Detroit     | L, 20-55      |
| BUFFALO        | W, 20-3       |
| at St. Louis   | W, 13-10      |
| at Tampa Bay   | L, 15-31      |

**PUBLIC RELATIONS**

Bryan Harlan/Phil Handler/  
Scott Hagel  
Halas Hall at Conway Park  
1000 Football Drive  
Lake Forest, IL 60045  
(847) 295-6600

# Chicago Bears

**LIONS' ALL-TIME BESTS vs. BEARS**

**Rushing**

*Most Carries*  
26 by Barry Sanders, 12/10/89  
24 by Barry Sanders, 11/19/95  
23 by Barry Sanders, 10/23/94  
22 by Billy Sims, 11/22/81

*Most Yards Gained*

167 by Barry Sanders, 10/23/94  
by Barry Sanders, 11/27/97  
161 by Barry Sanders, 9/14/97

*Most Rushing TD's*

3 by Greg Landry, 10/1/72  
by Barry Sanders, 11/27/97

**Passing**

*Most Attempts*  
45 by Bobby Layne, 11/5/50  
38 by Scott Mitchell, 12/4/95

*Most Completions*

26 by Scott Mitchell, 12/4/95  
24 by Scott Mitchell, 9/22/96

*Most Yards Gained*

374 by Bobby Layne, 11/5/50  
336 by Eric Hipple, 10/19/81  
by Scott Mitchell, 9/22/96  
320 by Scott Mitchell, 12/4/95  
319 by Bobby Layne, 11/20/55  
316 by Rodney Peete, 12/16/90

*Most TD Passes*

4 by Bobby Layne, 12/7/52  
by Rodney Peete, 12/16/90  
by Scott Mitchell, 9/22/96

*Most Passes Had Intercepted*

4 by Jeff Komlo, 11/4/79

**Receiving**

*Most Passes Received*  
14 by Herman Moore, 12/4/95\*  
12 by Brett Perriman, 11/19/95

*Most Yards Gained*

183 by Herman Moore, 12/4/95  
174 by Johnnie Morton, 9/22/96  
172 by Cloyce Box, 12/7/52  
146 by Dave Middleton, 12/2/56  
142 by Brett Perriman, 11/19/95

*Most Receiving TD's*

3 by Cloyce Box, 12/7/52

**Interceptions**

*Most Passes Intercepted*  
3 by Lem Barney, 9/22/68  
by Mike Weger, 9/22/68  
by Dick Jauron, 11/18/73

**Scoring**

*Most Points*  
21 by Doak Walker, 9/26/54  
18 by Barry Sanders, 11/27/97

*Most TD's*

3 by Cloyce Box, 12/7/52  
by Mel Farr, 10/13/68  
by Barry Sanders, 11/27/97

*Most FG's*

4 by Jason Hanson, 9/14/97  
3 by several players; most recent  
Jason Hanson, 12/20/92

**Punting**

*Most Punts*  
10 by George Grimes, 10/17/48

**Punt Returns**

*Most Returns*  
6 by Robbie Martin, 9/12/82

*Most Yards Returned*

103 by Dick Jauron, 11/24/74

**Kickoff Returns**

*Most Returns*  
6 by Mel Gray, 9/24/89

**Longest Plays**

*Rushing Play*  
84 yards by Barry Sanders,  
10/23/94

*Passing Play*

941 yards by Eric Hipple-to-  
Leonard Thompson, 10/19/81

*Kickoff Return*

1021 yards by Ron Jessie,  
10/24/71  
102 yards by Mel Gray,  
10/23/94

**Punt**

69 yards by Herman Weaver,  
9/12/76

*Punt Return*

84 yards by Tom Watkins, 10/24/65

*Interception Return*

102 yards by Bob Smith,  
11/24/49

*Field Goal*

53 yards by Eddie Murray, 10/19/81  
52 yards by Eddie Murray, 12/16/84  
yards by Eddie Murray, 12/15/86

\* Franchise record

**DETROIT'S SERIES AGAINST CHICAGO**

55 Wins, 76 Losses, 5 Ties

| DATE      | W-L | SCORE | 12-8-46*  | L | 24-45 | 10-18-64  | W     | 10-0  | 11-22-81  | W     | 23-7  |
|-----------|-----|-------|-----------|---|-------|-----------|-------|-------|-----------|-------|-------|
| 10-22-30* | W   | 7-6   | 10-19-47  | L | 24-33 | 11-26-64* | L     | 24-27 | 9-12-82*  | W     | 17-10 |
| 11-30-30  | L   | 6-14  | 11-27-47* | L | 14-34 | 10-24-65  | L     | 10-38 | 11-21-82  | L     | 17-20 |
| 11-8-31   | L   | 6-9   | 10-17-48  | L | 0-28  | 11-21-65* | L     | 10-17 | 10-16-83* | W     | 31-17 |
| 11-29-31* | W   | 3-0   | 12-5-48*  | L | 14-42 | 9-11-66*  | W     | 14-3  | 10-30-83  | W     | 38-17 |
| 11-13-32  | T   | 13-13 | 11-13-49  | L | 24-27 | 11-6-66   | T     | 10-14 | 11-18-84  | L     | 14-16 |
| 11-27-32* | T   | 7-7   | 11-24-49* | L | 7-28  | 10-15-67  | L     | 3-10  | 12-16-84* | L     | 13-30 |
| 12-18-32  | L   | 0-9   | 11-5-50*  | L | 21-35 | 11-5-67*  | L     | 13-27 | 11-10-85  | L     | 3-24  |
| 11-26-33  | L   | 14-17 | 12-10-50  | L | 3-6   | 9-22-68*  | W     | 42-0  | 12-22-85* | L     | 17-37 |
| 12-3-33*  | L   | 7-17  | 10-28-51* | L | 23-28 | 10-13-68  | W     | 28-10 | 10-26-86  | L     | 7-13  |
| 11-29-34* | L   | 16-19 | 11-11-51  | W | 41-28 | 10-19-69* | W     | 13-7  | 12-15-86* | L     | 13-16 |
| 12-2-34   | L   | 7-10  | 11-23-52  | L | 23-24 | 12-21-69  | W     | 20-3  | 11-22-87  | L     | 10-30 |
| 11-24-35  | T   | 20-20 | 12-7-52*  | W | 45-21 | 10-5-70*  | W     | 28-14 | 10-9-88*  | L     | 7-24  |
| 11-28-35* | W   | 14-2  | 11-22-53  | W | 20-16 | 10-25-70  | W     | 16-10 | 12-11-88  | L     | 12-13 |
| 10-25-36  | L   | 10-12 | 12-6-53*  | W | 13-7  | 10-24-71* | L     | 23-28 | 9-24-89*  | L     | 27-47 |
| 11-26-36* | W   | 13-7  | 9-26-54*  | W | 48-23 | 11-21-71  | W     | 28-3  | 12-10-89  | W     | 27-17 |
| 10-24-37  | L   | 20-28 | 12-12-54  | L | 24-28 | 10-1-72   | W     | 38-24 | 12-2-90   | L(OT) | 17-23 |
| 11-25-37* | L   | 0-13  | 11-20-55* | L | 14-24 | 11-5-72*  | W     | 14-0  | 12-16-90* | W     | 38-21 |
| 11-20-38  | W   | 13-7  | 12-4-55   | L | 20-21 | 11-18-73  | W     | 30-7  | 11-3-91   | L     | 10-20 |
| 11-24-38* | W   | 14-7  | 12-2-56*  | W | 42-10 | 12-9-73*  | W     | 40-10 | 11-28-91* | W     | 16-6  |
| 10-29-39  | W   | 10-0  | 12-16-56  | L | 21-38 | 9-15-74   | L     | 9-17  | 9-6-92    | L     | 24-27 |
| 11-12-39* | L   | 13-23 | 11-24-57* | L | 7-27  | 11-24-74* | W     | 34-17 | 12-20-92* | W     | 16-3  |
| 10-13-40  | L   | 0-7   | 12-15-57  | W | 21-13 | 10-12-75* | W     | 27-7  | 11-25-93* | L     | 6-10  |
| 11-10-40* | W   | 17-14 | 11-23-58* | L | 7-20  | 12-7-75   | L     | 21-25 | 12-26-93  | W     | 20-14 |
| 10-19-41  | L   | 0-49  | 12-14-58  | L | 16-21 | 9-12-76   | L     | 3-10  | 10-23-94* | W     | 21-16 |
| 11-23-41* | L   | 7-24  | 11-22-59* | L | 14-24 | 11-21-76* | W     | 14-10 | 11-20-94  | L     | 10-20 |
| 11-1-42   | L   | 0-16  | 12-13-59  | L | 14-25 | 9-18-77   | L     | 20-30 | 11-19-95  | W     | 24-17 |
| 11-22-42* | L   | 0-42  | 11-20-60  | L | 7-28  | 11-24-77* | L     | 14-31 | 12-4-95*  | W     | 27-7  |
| 10-3-43*  | L   | 21-27 | 12-18-60* | W | 36-0  | 9-17-78*  | L     | 0-19  | 9-22-96*  | W     | 35-16 |
| 10-31-43  | L   | 14-35 | 10-8-61*  | L | 17-31 | 10-29-78  | W     | 21-17 | 11-24-96  | L     | 14-31 |
| 10-22-44  | T   | 21-21 | 12-3-61   | W | 16-15 | 11-4-79   | L     | 7-35  | 9-14-97   | W     | 32-7  |
| 11-19-44* | W   | 41-21 | 10-28-62* | W | 11-3  | 11-22-79* | W     | 20-0  | 11-27-97* | W     | 55-20 |
| 10-28-45* | W   | 16-10 | 12-16-62  | L | 0-3   | 10-19-80  | L     | 7-24  |           |       |       |
| 11-11-45  | W   | 35-28 | 9-29-63*  | L | 21-37 | 11-27-80* | L(OT) | 17-23 |           |       |       |
| 11-24-46  | L   | 6-42  | 12-15-63  | L | 14-24 | 10-19-81* | W     | 48-17 |           |       |       |

(\*Lions home game)

# Cincinnati Bengals

## LIONS' ALL-TIME BESTS vs. BENGALS

### BENGALS '98 SCHEDULE

|       |                 |
|-------|-----------------|
| 9/6   | TENNESSEE       |
| 9/13  | at Detroit      |
| 9/20  | GREEN BAY       |
| 9/27  | at Baltimore    |
| 10/4  | OPEN DATE       |
| 10/11 | PITTSBURGH      |
| 10/18 | at Tennessee    |
| 10/25 | at Oakland      |
| 11/1  | DENVER          |
| 11/8  | at Jacksonville |
| 11/15 | at Minnesota    |
| 11/22 | BALTIMORE       |
| 11/29 | JACKSONVILLE    |
| 12/6  | BUFFALO         |
| 12/13 | at Indianapolis |
| 12/20 | at Pittsburgh   |
| 12/27 | TAMPA BAY       |

### 1997 RESULTS (7-9)

|                     |                 |
|---------------------|-----------------|
| <b>ARIZONA</b>      | <b>W, 24-21</b> |
| at Baltimore        | L, 10-23        |
| at Denver           | L, 20-38        |
| <b>NY JETS</b>      | <b>L, 14-31</b> |
| at Jacksonville     | L, 13-21        |
| at Tennessee        | L, 7-30         |
| <b>PITTSBURGH</b>   | <b>L, 10-26</b> |
| at NY Giants        | L, 27-29        |
| <b>SAN DIEGO</b>    | <b>W, 38-31</b> |
| at Indianapolis     | W, 28-13        |
| at Pittsburgh       | L, 3-20         |
| <b>JACKSONVILLE</b> | <b>W, 31-26</b> |
| at Philadelphia     | L, 42-44        |
| <b>TENNESSEE</b>    | <b>W, 41-14</b> |
| <b>DALLAS</b>       | <b>W, 31-24</b> |
| <b>BALTIMORE</b>    | <b>W, 16-14</b> |

### PUBLIC RELATIONS

Jack Brennan/P. J. Combs  
One Bengals Drive  
Cincinnati, OH 45204  
(513) 621-3550

### Rushing

*Most Carries*  
29 by Barry Sanders, 11/22/92

*Most Yards Gained*  
151 by Barry Sanders, 11/22/92  
114 by Barry Sanders, 11/19/89

*Most Rushing TD's*  
1 by several players; most recent  
Barry Sanders, 11/22/92

### Passing

*Most Attempts*  
33 by Eric Hipple, 11/2/86

*Most Completions*  
23 by Eric Hipple, 11/2/86

*Most Yards Gained*  
287 by Eric Hipple, 11/2/86

*Most Passes Had Intercepted*  
3 by Erik Kramer, 11/22/92

*Most TD Passes*  
2 by Bill Munson, 9/27/70  
by Eric Hipple, 11/2/86

### Receiving

*Most Passes Received*  
6 by Jeff Chadwick, 11/2/86

*Most Yards Gained*  
100 by Jeff Chadwick, 11/2/86

### Most Receiving TD's

1 by several players; most recent  
Jimmie Giles, 11/2/86  
Leonard Thompson, 11/2/86

### Interceptions

*Most Passes Intercepted*  
1 by several players; most recent  
Melvin Jenkins, 11/22/92  
William White, 11/22/92

### Scoring

*Most Points*  
13 by Jason Hanson, 11/22/92

*Most TD's*  
2 by Mel Farr, 9/27/70

*Most FG's*  
4 by Jason Hanson, 11/22/92

### Punting

*Most Punts*  
8 by Jim Arnold, 11/19/89

*Punt Returns*  
*Most Returns*  
5 by Lem Barney, 9/27/70

*Most Yards Returned*  
74 by Lem Barney, 9/27/70

### Kickoff Returns

*Most Returns*  
3 by Jimmie Jones, 12/8/74  
by Oscar Smith, 11/2/86

*Most Yards Returned*  
110 by Jimmie Jones, 12/8/74

### Longest Plays

*Rushing Play*  
36 yards by Mel Farr, 9/27/70

*Passing Play*  
69 yards by Rodney Peete-  
Robert Clark, 11/19/89

*Kickoff Return*  
59 yards by Jimmie Jones, 12/8/74

*Punt*  
62 yards by Jim Arnold, 11/22/92

*Punt Return*  
611 yards by Lem Barney,  
9/27/70

*Interception Return*  
15 yards by Bruce McNorton,  
12/11/83

*Field Goal*  
54 yards by Eddie Murray,  
12/11/83

## DETROIT'S SERIES AGAINST CINCINNATI

3 Wins, 3 Losses

| DATE     | W-L | SCORE |          |   |       |
|----------|-----|-------|----------|---|-------|
| 9-27-70* | W   | 38-3  | 11-2-86* | L | 17-24 |
| 12-8-74  | W   | 23-19 | 11-19-89 | L | 7-42  |
| 12-11-83 | L   | 9-17  | 11-22-92 | W | 19-13 |

(\*Lions home game)

## SERIES NOTES: DETROIT vs. CINCINNATI

- The Lions and Bengals have met every year in preseason since 1970. The two teams have played 28 preseason games, with the Bengals holding a 15-13 series edge.
- In the Lions' November 22, 1992 game at Cincinnati, RB Barry Sanders passed Billy Sims to become the Detroit's all-time leading rusher.
- In the initial meeting of the series (Sept. 27, 1970), the Lions jumped out to 31-0 halftime lead and never looked back as they trounced the Bengals, 38-3. The Detroit defense limited Cincinnati to six first downs and 140 yards on offense. Mel Farr led the Lions with 70 yards rushing on 13 carries.
- An eight-yard TD toss from Greg Landry to Charlie Sanders (now a Lions' scout) with 29 seconds remaining in the game gave the Lions a 23-19 victory at Cincinnati in the 1974 matchup.
- The Lions' six all-time meetings against Cincinnati ties for the fewest number of games Detroit has played against any other club (Miami, Buffalo, San Diego, and New England).

## COWBOYS '98 SCHEDULE

|       |                          |
|-------|--------------------------|
| 9/6   | ARIZONA                  |
| 9/13  | at Denver                |
| 9/21  | at New York Giants (Mon) |
| 9/27  | OAKLAND                  |
| 10/4  | at Washington            |
| 10/11 | CAROLINA                 |
| 10/18 | at Chicago               |
| 10/25 | OPEN DATE                |
| 11/2  | at Philadelphia (Mon.)   |
| 11/8  | NEW YORK GIANTS          |
| 11/15 | at Arizona               |
| 11/22 | SEATTLE                  |
| 11/26 | MINNESOTA (Thu.)         |
| 12/6  | at New Orleans           |
| 12/13 | at Kansas City           |
| 12/20 | PHILADELPHIA             |
| 12/27 | WASHINGTON               |

## 1997 RESULTS (6-10)

|                  |               |
|------------------|---------------|
| at Chicago       | L, 6-22       |
| at Pittsburgh    | W, 37-7       |
| at Arizona       | L, 22-25 (OT) |
| PHILADELPHIA     | W, 21-20      |
| CHICAGO          | W, 27-3       |
| at NY Giants     | L, 17-20      |
| at Washington    | L, 16-21      |
| JACKSONVILLE     | W, 26-22      |
| at Philadelphia  | L, 12-13      |
| at San Francisco | L, 10-17      |
| ARIZONA          | W, 24-6       |
| WASHINGTON       | W, 17-14      |
| at Green Bay     | L, 17-45      |
| TENNESSEE        | L, 14-27      |
| CAROLINA         | L, 13-23      |
| at Cincinnati    | L, 24-31      |
| NY GIANTS        | L, 7-20       |

## PUBLIC RELATIONS

Rich Dalrymple/Brett Daniels  
Cowboys Center  
One Cowboys Parkway  
Irving, TX 75063-4727  
(972) 556-9900

## Dallas Cowboys

## LIONS' ALL-TIME BESTS vs. COWBOYS

## Rushing

*Most Carries*  
40 by Barry Sanders, 9/19/94\*\*

*Most Yards Gained*

194 by Barry Sanders, 9/19/94  
142 by Nick Pietrosante, 12/11/60  
119 by Billy Sims, 11/15/81  
108 by Barry Sanders, 11/8/92

*Most Rushing TD's*

2 by Nick Pietrosante, 12/11/60  
by Garry James, 11/8/87

## Passing

*Most Attempts*  
38 by Erik Kramer, 1/5/92\*

*Most Completions*

29 by Erik Kramer, 1/5/92\*

*Most Yards Gained*

341 by Erik Kramer, 1/5/92\*

*Most Passes Had Intercepted*

4 by Greg Landry, 9/15/68

*Most TD Passes*

3 by Erik Kramer, 1/5/92\*

## Receiving

*Most Passes Received*  
8 by Pete Mandley, 11/8/87  
by Willie Green, 1/5/92\*

*Most Yards Gained*

202 by Cloyce Box, 12/13/52  
150 by Gail Cogdill, 10/13/63  
132 by Earl McCullough, 9/15/68  
115 by Willie Green, 1/5/92\*

*Most Receiving TDs*

2 by Gail Cogdill, 10/13/63  
by Willie Green, 1/5/92\*

## Interceptions

*Most Interceptions*  
2 by James Griffin, 11/8/87

## Scoring

*Most Points*  
12 by Nick Pietrosante, 12/10/60  
by Gail Cogdill, 10/13/63  
by Billy Sims, 11/15/81  
by Garry James, 11/8/87  
by Willie Green, 1/5/92\*

*Most TD's*

2 by Nick Pietrosante, 12/10/60  
by Gail Cogdill, 10/13/63  
by Billy Sims, 11/15/81  
by Garry James, 11/8/87  
by Willie Green, 1/5/92\*

*Most FG's*

2 by Eddie Murray, 9/15/85  
by Eddie Murray, 11/8/87  
by Eddie Murray, 10/27/91  
by Jason Hanson, 9/19/94

## Punting

*Most Punts*  
9 by Wilbur Summers, 10/30/77

*Punt Returns*

*Most Returns*  
5 by Bobby Watkins, 10/13/63  
by Lem Barney, 12/26/70\*

*Most Yards Returned*

71 by Pete Mandley, 11/8/87

## Kickoff Returns

*Most Returns*  
8 by Mel Gray, 11/8/92\*\*

*Most Yards Returned*

178 by Mel Gray, 11/8/92

## Longest Plays

*Rushing Play*  
471 yards by Barry Sanders, 1/5/92\*

*Passing Play*

811 yards by Eric Hipple-to-Billy Sims, 11/15/81

*Kickoff Return*

47 yards by Lem Barney, 9/15/68

## Punt

73 yards by Yale Lary, 10/13/63

## Punt Return

61 yards by Pete Mandley, 11/8/87

*Interception Return*

961 yards by Ray Crockett, 10/27/91

*Field Goal*

47 yards by Eddie Murray, 11/15/81

## \* Playoff Game

\*\* Lions' Record

## DETROIT'S SERIES AGAINST DALLAS

6 Wins, 7 Losses

| DATE      | W-L | SCORE | 10-6-75*  | L | 10-36 | 10-27-91* | W     | 34-10 | DATE     | W-L | SCORE |
|-----------|-----|-------|-----------|---|-------|-----------|-------|-------|----------|-----|-------|
| 12-11-60* | W   | 23-14 | 10-30-77  | L | 0-37  | 11-8-92*  | L     | 3-37  | 12-26-70 | L   | 0-5   |
| 10-13-63  | L   | 14-17 | 11-15-81* | W | 27-24 | 9-19-94   | W(OT) | 20-17 | 1-5-92*  | W   | 38-6  |
| 9-15-68   | L   | 13-59 | 9-15-85*  | W | 26-21 |           |       |       |          |     |       |
| 10-30-72  | L   | 24-28 | 9-14-86*  | L | 7-31  |           |       |       |          |     |       |
|           |     |       | 11-8-87*  | W | 27-17 |           |       |       |          |     |       |

## POST-SEASON (1-1)

(\*Lions home game)

## SERIES NOTES: DETROIT vs. DALLAS

- Detroit's first regular season game played in the Pontiac Silverdome was against Dallas. The Cowboys won the Monday Night contest, 36-10 on October 6, 1975.
- The Lions have won five of the last seven meetings with Dallas, not including Detroit's 38-6 win in the 1991 divisional playoff game.
- Lions' RB Barry Sanders set a Lions' record for most carries in a game (40) in a Monday Night contest in Dallas on September 19, 1994. The Lions won the game in overtime, 20-17.
- Besides the Lions' playoff win in 1991, Dallas won the only other post-season match-up between the two clubs, a 5-0 decision over the Lions in 1970.

## BRONCOS '98 SCHEDULE

|       |                       |
|-------|-----------------------|
| 9/7   | NEW ENGLAND (Mon.)    |
| 9/13  | DALLAS                |
| 9/20  | at Oakland            |
| 9/27  | at Washington         |
| 10/4  | PHILADELPHIA          |
| 10/11 | at Seattle            |
| 10/18 | OPEN DATE             |
| 10/25 | JACKSONVILLE          |
| 11/1  | at Cincinnati         |
| 11/8  | SAN DIEGO             |
| 11/16 | at Kansas City (Mon.) |
| 11/22 | OAKLAND               |
| 11/29 | at San Diego          |
| 12/6  | KANSAS CITY           |
| 12/13 | at New York Giants    |
| 12/21 | at Miami (Mon.)       |
| 12/27 | SEATTLE               |

## 1997 RESULTS (12-4)

|                  |               |
|------------------|---------------|
| NY JETS          | W, 31-6       |
| KANSAS CITY      | W, 19-3       |
| at Seattle       | W, 35-14      |
| St. Louis        | W, 35-14      |
| CINCINNATI       | W, 38-20      |
| at Atlanta       | W, 29-21      |
| NEW ENGLAND      | W, 34-13      |
| at Oakland       | L, 25-28      |
| at Buffalo       | W, 23-20 (OT) |
| SEATTLE          | W, 30-27      |
| CAROLINA         | W, 34-0       |
| at Kansas City   | L, 22-24      |
| OAKLAND          | W, 31-3       |
| at San Diego     | W, 38-28      |
| at Pittsburgh    | L, 24-35      |
| at San Francisco | L, 17-34      |
| SAN DIEGO        | W, 38-3       |

## Playoffs

|                |          |
|----------------|----------|
| Jacksonville   | W, 42-17 |
| at Kansas City | W, 14-10 |
| at Pittsburgh* | W, 24-21 |
| Green Bay#     | W, 31-24 |

\* - AFC Championship Game  
# - Super Bowl XXXII

## PUBLIC RELATIONS

Jim Saccomano/Paul Kirk/Richard Stewart  
13655 Broncos Parkway  
Englewood, CO 80112  
(303) 649-9000

## Denver Broncos

## LIONS' ALL-TIME BESTS vs. BRONCOS

## Rushing

*Most Carries*  
28 by Billy Sims, 10/11/81  
23 by Barry Sanders, 11/22/90

*Most Yards Gained*

185 by Billy Sims, 10/11/81  
147 by Barry Sanders, 11/22/90  
109 by Steve Owens, 11/7/71

*Most Rushing TD's*

2 by Billy Sims, 10/11/81

## Passing

*Most Attempts*  
34 by Chuck Long, 11/1/87

*Most Completions*

18 by Bob Gagliano, 11/22/90

*Most Yards Gained*

248 by Bob Gagliano, 11/22/90

*Most TD Passes*

3 by Bob Gagliano, 11/22/90

*Most Passes Had Intercepted*

4 by Gary Danielson, 10/7/84

## Receiving

*Most Passes Received*  
9 by Billy Sims, 10/7/84

*Most Yards Gained*

85 by Steve Owens, 11/7/71

*Most Receiving TD's*

2 by Richard Johnson, 11/22/90

## Interceptions

*Most Passes Intercepted*  
1 by Levi Johnson, 11/28/74  
by Alvin Hall, 10/11/81  
by Bruce McNorton, 10/7/84  
by Ray Crockett, 11/22/90

## Scoring

*Most Points*  
12 by Billy Sims, 10/11/81  
by Richard Johnson, 11/22/90  
by Eddie Murray, 11/22/90  
by Barry Sanders, 11/22/90

*Most TD's*

2 by Billy Sims, 10/11/81  
by Richard Johnson, 11/22/90  
by Barry Sanders, 11/22/90

*Most FG's*

4 by Eddie Murray, 11/22/90

## Punting

*Most Punts*  
6 by Tom Skladany, 11/23/78  
by Tom Skladany, 10/11/81

## Punt Returns

*Most Returns*  
2 by Robbie Martin, 10/11/81

*Most Yards Returned*

18 by Larry Walton, 11/7/71

## Kickoff Returns

*Most Returns*  
4 by Gary Lee, 11/1/87

*Most Yards Returned*

87 by Jimmie Jones, 11/28/74  
by Gary Lee, 11/1/87

## Longest Plays

*Rushing Play*  
487 yards by Billy Sims,  
10/11/81

*Passing Play*

767 yards by Greg Landry-to-Earl McCullough, 11/7/71

*Kickoff Return*

40 yards by Mel Gray, 11/22/90

## Punt

64 yards by Tom Skladany,  
10/11/81

*Punt Return*

18 yards by Larry Walton, 11/7/71

*Interception Return*

607 yards by Alvin Hall,  
10/11/81

*Field Goal*

45 yards by Eddie Murray, 11/22/90

## DETROIT'S SERIES AGAINST DENVER

3 Wins, 4 Losses

| DATE      | W-L | SCORE | 10-7-84*  | L | 7-28  |
|-----------|-----|-------|-----------|---|-------|
| 11-7-71   | W   | 24-20 | 11-1-87   | L | 0-34  |
| 11-26-74* | L   | 27-31 | 11-22-90* | W | 40-27 |
| 11-23-78* | W   | 17-14 |           |   |       |
| 10-11-81  | L   | 21-27 |           |   |       |

(\*Lions home game)

## SERIES NOTES: DETROIT vs. DENVER

- Three of the seven regular season games between the Lions and Broncos have been played on Thanksgiving Day, and five of the seven games have been in November.
- Denver's 31-27 win in 1974 was the last Thanksgiving Day game played in Tiger Stadium, with the Lions moving into the Pontiac Silverdome the next season.
- The Lions have won three of the seven regular season meetings, including the most recent contest, a 40-27 Thanksgiving Day victory at the Silverdome in 1990.
- The Lions are 1-2 vs. the Broncos in preseason contests, with the last outing coming in the 1991 Hall of Fame Game in Canton, Ohio.
- Detroit posted a 24-20 win in the first meeting between the two teams (Nov. 7, 1971). After a Detroit fumble and interception gave the Broncos a 10-0 halftime lead, the Lions roared back in the second half, scoring on their first two possessions, including a Greg Landry-to-Earl McCullough 76-yard bomb which gave the Lions the lead.



# Indianapolis Colts

## LIONS' ALL-TIME BESTS vs. COLTS

### COLTS '98 SCHEDULE

|       |                  |
|-------|------------------|
| 9/6   | MIAMI            |
| 9/13  | at New England   |
| 9/20  | at New York Jets |
| 9/27  | NEW ORLEANS      |
| 10/4  | SAN DIEGO        |
| 10/11 | BUFFALO          |
| 10/18 | at San Francisco |
| 10/25 | OPEN DATE        |
| 11/1  | NEW ENGLAND      |
| 11/8  | at Miami         |
| 11/15 | NEW YORK JETS    |
| 11/22 | at Buffalo       |
| 11/29 | at Baltimore     |
| 12/6  | at Atlanta       |
| 12/13 | CINCINNATI       |
| 12/20 | at Seattle       |
| 12/27 | CAROLINA         |

### 1997 RESULTS (3-13)

|                |          |
|----------------|----------|
| at Miami       | L, 10-16 |
| NEW ENGLAND    | L, 6-31  |
| SEATTLE        | L, 3-31  |
| at Buffalo     | L, 35-37 |
| NY JETS        | L, 12-16 |
| at Pittsburgh  | L, 22-24 |
| BUFFALO        | L, 6-9   |
| at San Diego   | L, 19-35 |
| TAMPA BAY      | L, 28-31 |
| CINCINNATI     | L, 13-28 |
| GREEN BAY      | W, 41-38 |
| at Detroit     | L, 10-32 |
| at New England | L, 17-20 |
| at NY Jets     | W, 22-14 |
| MIAMI          | W, 41-0  |
| at Minnesota   | L, 28-39 |

### PUBLIC RELATIONS

Craig Kelley/Todd Stewart  
7001 West 56th Street  
Indianapolis, IN 46254  
(317) 297-2658

### Rushing

*Most Carries*  
30 by Billy Sims, 9/22/85  
by Barry Sanders, 9/22/91

*Most Yards Gained*  
216 by Barry Sanders, 11/23/97  
179 by Barry Sanders, 9/22/91  
146 by Amos Marsh, 11/25/65  
126 by Billy Sims, 9/22/85

*Most Rushing TD's*  
2 by several players, most recent  
Barry Sanders, 11/23/97

### Passing

*Most Attempts*  
42 by Bobby Layne, 10/11/55

*Most Completions*  
26 by Bill Munson, 11/10/68

*Most Yards Gained*  
296 by Earl Morrall, 11/10/63

*Most Touchdowns*  
3 by Bobby Layne, 10/16/54  
by Tobin Rote, 10/11/59  
by Milt Plum, 12/6/64

*Most Passes Had Intercepted*  
4 by Tobin Rote, 9/29/59  
by Milt Plum, 9/30/62

### Receiving

*Most Passes Received*  
8 by Gail Cogdill, 10/25/64  
by Larry Walton, 10/21/73  
7 by Terry Barr, 11/10/63

### Most Yards Gained

153 by Terry Barr, 9/30/62  
141 by Pat Studstill, 10/16/66  
137 by Gail Cogdill, 12/2/62  
113 by Howard Cassidy, 10/20/57

*Most Receiving TD's*  
3 by Howard Cassidy, 10/11/59

### Interceptions

*Most Passes Intercepted*  
3 by Jack Christiansen, 11/7/53  
by Jim David, 10/6/56

### Scoring

*Most Points*  
18 by Howard Cassidy, 10/11/59

*Most TD's*  
3 by Howard Cassidy, 10/11/59

*Most FG's*  
3 by Jim Martin, 10/23/60  
by Ed Murray, 11/16/80  
by Jason Hanson, 11/23/97

### Punt Returns

*Most Returns*  
5 by Pete Mandley, 9/22/85  
by Glyn Milburn, 11/23/97

*Most Yards Returned*  
71 by Yale Lary, 10/19/58

### Kickoff Returns

*Most Returns*  
4 by Pat Studstill, 10/25/64

### Most Yards Returned

109 by Pat Studstill, 10/25/64

### Punting

*Most Punts*  
9 by Wilbur Summers, 12/11/77

### Longest Plays

*Rushing Play*  
80 yards by Barry Sanders,  
11/23/97  
62 yards by Amos Marsh,  
11/25/65

### Passing Play

99 yards by Karl Sweetan-to-  
Pat Studstill, 10/16/66\*

### Kickoff Return

60 yards by Altie Taylor, 10/21/73

### Punt

67 yards by Yale Lary, 9/24/61

### Punt Return

71 yards by Yale Lary,  
10/19/58

### Interception Return

80 yards by Dick Lane,  
10/23/60

### Field Goal

55 yards by Jason Hanson, 11/23/97  
52 yards by Jim Martin, 10/23/60  
by Jason Hanson, 11/23/97

\* Lions' record

## DETROIT'S SERIES AGAINST INDIANAPOLIS

19 Wins, 17 Losses, 2 Ties

| DATE      | W-L | SCORE | 9-29-57   | L | 14-34 | 9-30-62   | W | 29-20 | 11-19-67  | L | 7-41  |
|-----------|-----|-------|-----------|---|-------|-----------|---|-------|-----------|---|-------|
| 12-3-50   | W   | 45-21 | 10-20-57* | W | 31-27 | 12-2-62*  | W | 21-14 | 11-10-68* | L | 10-27 |
| 10-3-53   | W   | 27-17 | 9-28-58   | L | 15-28 | 10-20-63* | L | 21-25 | 12-7-69   | T | 17-17 |
| 11-7-53*  | W   | 17-7  | 10-19-58* | L | 14-40 | 11-10-63  | L | 21-24 | 10-21-73* | L | 27-29 |
| 10-16-54* | W   | 35-0  | 9-27-59   | L | 9-21  | 10-25-64* | L | 0-34  | 12-11-77  | W | 13-10 |
| 11-6-54   | W   | 27-3  | 10-11-59* | L | 24-31 | 12-6-64   | W | 31-14 | 11-16-80* | L | 9-10  |
| 10-1-55   | L   | 13-28 | 10-23-60* | W | 30-17 | 10-10-65  | L | 7-31  | 9-22-85   | L | 6-14  |
| 11-5-55*  | W   | 24-14 | 12-4-60   | W | 20-15 | 11-25-65* | T | 24-24 | 9-22-91   | W | 33-24 |
| 10-6-56   | W   | 31-14 | 9-24-61   | W | 16-15 | 10-16-66  | L | 14-45 | 11-23-97* | W | 32-10 |
| 11-18-56* | W   | 27-3  | 10-22-61* | L | 14-17 | 11-20-66* | W | 20-14 |           |   |       |

(\*Lions home game)

## SERIES NOTES: DETROIT vs. INDIANAPOLIS

- In the last meeting between the two teams, a 32-10 Detroit win at the Silverdome on Nov. 23, 1997, Jason Hanson became the only kicker in team history to convert two field goals of more than 50 yards in the same game. Hanson booted 52 and 55-yarders in the contest.
- Also in that same contest, Barry Sanders rushed for 216 yards on 24 carries, including an 80-yarder for a touchdown. It was Sanders' fourth 200-yard outing of his career and the first against an AFC opponent.
- The 1997 game was only the Colts' second trip ever to the Silverdome, and the first since the club moved from Baltimore.
- Two of the last three games between the Lions and Colts were played on September 22. The teams played September 22, 1985, with the Colts taking a 14-6 decision. Detroit returned the favor, 33-24, on September 22, 1991.
- The clubs have met just three times since the Colts moved to Baltimore, with the Lions winning the last two games.
- On Oct. 20, 1957, Bobby Layne threw a 29-yard TD pass to Howard "Hopalong" Cassidy with 46 seconds remaining in the game as Detroit overcame a 27-10 fourth quarter deficit to defeat the Colts, 31-27, in one of the greatest comebacks in team history.

# Jacksonville Jaguars

## LIONS' ALL-TIME BESTS vs. JAGUARS

### JAGUARS '98 SCHEDULE

|       |                   |
|-------|-------------------|
| 9/6   | at Chicago        |
| 9/13  | KANSAS CITY       |
| 9/20  | BALTIMORE         |
| 9/27  | at Tennessee      |
| 10/4  | OPEN DATE         |
| 10/12 | MIAMI (Mon.)      |
| 10/18 | at Buffalo        |
| 10/25 | at Denver         |
| 11/1  | at Baltimore      |
| 11/8  | CINCINNATI        |
| 11/15 | TAMPA BAY         |
| 11/22 | at Pittsburgh     |
| 11/29 | at Cincinnati     |
| 12/6  | DETROIT           |
| 12/13 | TENNESSEE         |
| 12/20 | at Minnesota      |
| 12/28 | PITTSBURGH (Mon.) |

### 1997 RESULTS (11-5)

|                 |               |
|-----------------|---------------|
| at Baltimore    | W, 28-27      |
| NY GIANTS       | W, 40-13      |
| PITTSBURGH      | W, 30-21      |
| at Washington   | L, 12-24      |
| CINCINNATI      | W, 21-13      |
| PHILADELPHIA    | W, 38-21      |
| at Dallas       | L, 22-26      |
| at Pittsburgh   | L, 17-23 (OT) |
| at Tennessee    | W, 30-24      |
| KANSAS CITY     | W, 24-10      |
| TENNESSEE       | W, 17-9       |
| at Cincinnati   | L, 26-31      |
| BALTIMORE       | W, 29-27      |
| NEW ENGLAND     | L, 20-26      |
| at Buffalo      | W, 20-14      |
| at Oakland      | W, 20-9       |
| <b>Playoffs</b> |               |
| at Denver       | L, 17-42      |

### PUBLIC RELATIONS

Dan Edwards/Rick Korch/  
Brent Williamson  
ALLTEL Stadium  
One ALLTEL Stadium Place  
Jacksonville, FL 32202  
(904) 633-6000

### Rushing

*Most Carries*  
22 by Barry Sanders, 12/17/95

*Most Yards Gained*  
76 by Barry Sanders, 12/17/95

*Most Rushing TD's*  
2 by Barry Sanders, 12/17/95

**Passing**  
*Most Attempts*  
28 by Scott Mitchell, 12/17/95

*Most Completions*  
19 by Scott Mitchell, 12/17/95

*Most Yards Gained*  
233 by Scott Mitchell, 12/17/95

*Most Passes Had Intercepted*  
—

*Most TD Passes*  
2 by Scott Mitchell, 12/17/95

**Receiving**  
*Most Passes Received*  
6 by Brett Perriman, 12/17/95

*Most Yards Gained*  
80 by Johnnie Morton, 12/17/95

*Most Receiving TD's*  
2 by Johnnie Morton, 12/17/95

**Interceptions**  
*Most Passes Intercepted*  
1 by Willie Clay, Van Malone, Ryan McNeil, Corey Raymond, 11/26/87

**Scoring**  
*Most Points*  
14 by Jason Hanson, 12/17/95

*Most TD's*  
2 by Johnnie Morton, 12/17/95  
by Barry Sanders, 12/17/95

*Most FG's*  
3 by Jason Hanson, 12/17/95

**Punting**  
*Most Punts*  
1 by Mark Royals, 12/17/95

**Punt Returns**  
*Most Returns*  
2 by Brett Perriman, 12/17/95

*Most Yards Returned*  
22 by Brett Perriman, 12/17/95

**Longest Plays**  
*Rushing Play*  
23 yards by Barry Sanders, 12/17/95

*Passing Play*  
27 yards by Scott Mitchell-to-Johnnie Morton, 12/17/95

*Kickoff Return*  
20 yards by Ron Rivers, 12/17/95

*Punt*  
28 yards by Mark Royals, 12/17/95

*Punt Return*  
12 yards by Brett Perriman, 12/17/95

*Interception Return*  
39 yards by Willie Clay, 12/17/95

*Field Goal*  
39 yards by Jason Hanson, 12/17/95

## DETROIT'S SERIES AGAINST JACKSONVILLE

1 Win, 0 Losses

| DATE      | W-L | SCORE |
|-----------|-----|-------|
| 12-17-95* | W   | 44-0  |

(\*Lions home game)

## SERIES NOTES: DETROIT vs. JACKSONVILLE

- Detroit's 44-0 win over the Jaguars on Dec. 17, 1995 represents the largest victory margin in Lions' history, and was the largest in the NFL in 1995.
- Michael Huyghue, Jacksonville's Senior Vice President for Football Operations, was previously Detroit's Vice President of Administration/General Counsel.

## CHIEFS '98 SCHEDULE

|       |                   |
|-------|-------------------|
| 9/6   | OAKLAND           |
| 9/13  | at Jacksonville   |
| 9/20  | SAN DIEGO         |
| 9/27  | at Philadelphia   |
| 10/4  | SEATTLE           |
| 10/11 | at New England    |
| 10/18 | OPEN DATE         |
| 10/26 | PITTSBURGH (Mon.) |
| 11/1  | NEW YORK JETS     |
| 11/8  | at Seattle        |
| 11/16 | DENVER (Mon.)     |
| 11/22 | at San Diego      |
| 11/29 | ARIZONA           |
| 12/6  | at Denver         |
| 12/13 | DALLAS            |
| 12/20 | at N. Y. Giants   |
| 12/26 | at Oakland (Sat.) |

## 1997 RESULTS (13-3)

|                      |                      |
|----------------------|----------------------|
| at Houston           | W, 20-19             |
| at Denver            | L, 3-19              |
| at Oakland           | W, 28-27             |
| <b>BUFFALO</b>       | <b>W, 22-16</b>      |
| at Carolina          | W, 35-14             |
| <b>SEATTLE</b>       | <b>W, 20-17 (OT)</b> |
| at Miami             | L, 14-17             |
| <b>SAN DIEGO</b>     | <b>W, 31-3</b>       |
| at St. Louis         | W, 28-20             |
| <b>PITTSBURGH</b>    | <b>W, 13-10</b>      |
| at Jacksonville      | L, 10-24             |
| <b>DENVER</b>        | <b>W, 24-22</b>      |
| at Seattle           | W, 19-14             |
| <b>SAN FRANCISCO</b> | <b>W, 44-9</b>       |
| <b>OAKLAND</b>       | <b>W, 30-0</b>       |
| at San Diego         | W, 29-7              |
| <b>NEW ORLEANS</b>   | <b>W, 25-13</b>      |
| <b>Playoffs</b>      |                      |
| Denver               | L, 10-14             |

## PUBLIC RELATIONS

Bob Moore/Jim Carr/Peter Moris  
One Arrowhead Drive  
Kansas City, MO 64129  
(816) 924-9300

## Kansas City Chiefs

## LIONS' ALL-TIME BESTS vs. CHIEFS

## Rushing

*Most Carries*  
28 by Billy Sims, 10/26/80

*Most Yards Gained*  
155 by Billy Sims, 10/26/80

*Most Rushing TD's*  
1 by several players; most recent  
Barry Sanders, 11/28/96

## Passing

*Most Attempts*  
41 by Chuck Long, 11/26/87

*Most Completions*  
21 by Chuck Long, 11/26/87

*Most Yards Gained*  
247 by Scott Mitchell, 11/28/96

*Most Passes Had Intercepted*  
2 by Greg Landry, 11/25/71  
by Gary Danielson, 10/26/80  
by Scott Mitchell, 11/28/96

*Most TD Passes*  
2 by Greg Landry, 11/25/71  
by Eric Hipple, 11/26/81

## Receiving

*Most Passes Received*  
8 by Brett Perriman, 11/28/96  
5 by Charlie Sanders, 11/25/71  
by Jeff Chadwick, 11/26/87  
by Barry Sanders, 10/14/90

*Most Yards Gained*  
135 by Barry Sanders, 10/14/90  
131 by Brett Perriman, 11/28/96

*Most Receiving TD's*  
1 by several players; most recent  
Johnie Morton, 11/28/96

## Interceptions

*Most Passes Intercepted*  
1 by several players; most recent  
Bruce McNorton, 11/26/87

## Scoring

*Most Points*  
12 by Billy Sims, 10/26/80  
by Barry Sanders, 10/14/90

*Most TD's*  
2 by Billy Sims, 10/26/80  
by Barry Sanders, 10/14/90

*Most FG's*  
3 by Errol Mann, 11/25/71

## Punting

*Most Punts*  
6 by Herman Weaver, 11/23/75

## Punt Returns

*Most Returns*  
5 by Rick Kane, 10/26/80

*Most Yards Returned*  
110 by Gary Lee, 11/26/87

## Longest Plays

*Rushing Play*  
45t yards by Billy Sims,  
10/26/80

*Passing Play*  
47t yards by Bob Gagliano-to-  
Barry Sanders, 10/14/90

*Kickoff Return*  
48 yards by Glyn Milburn, 11/28/96

*Punt*  
58 yards by Jim Arnold, 10/14/90

*Punt Return*  
22 yards by Pete Mandley,  
11/26/87

*Interception Return*  
34 yards by Jimmy Allen, 11/26/81

*Field Goal*  
48 yards by Eddie Murray, 11/26/87

## DETROIT'S SERIES AGAINST KANSAS CITY

3 Wins, 5 Losses

| DATE     | W-L   | SCORE | 11-26-81* | W | 27-10 |                    |
|----------|-------|-------|-----------|---|-------|--------------------|
| 11-25-71 | W     | 32-21 | 11-26-87* | L | 20-27 | (*Lions home game) |
| 11-23-75 | L(OT) | 21-24 | 10-23-88  | W | 7-6   |                    |
| 10-26-80 | L     | 17-20 | 10-14-90  | L | 24-43 |                    |
|          |       |       | 11-28-96* | L | 24-28 |                    |

## SERIES NOTES: DETROIT vs. KANSAS CITY

- The Lions and Chiefs have played four of their eight games on Thanksgiving Day — two of them were played on November 26 (in 1981 and 1987).
- Kansas City head coach Marty Schottenheimer was the Lions' linebackers coach in 1978-79.
- The Lions are 2-2 in home games (1-2 in the Silverdome) against the Chiefs and 1-3 in games played in Kansas City.
- The Lions hold a 6-4 preseason edge in the series against the Chiefs, and have won five of the last six preseason matchups, dating back to the opening of the Silverdome in 1975.
- In the inaugural meeting — and the 1971 Thanksgiving Day classic — Errol Mann contributed three field goals while Greg Landry threw TD passes to Charlie Sanders and Earl McCullough in a 32-21 Lions' win. RB Ed Podolak scored all three touchdowns for the Chiefs.
- In the first regular season meeting between the two teams at the Silverdome, Detroit dominated defensively and claimed a 27-10 Thanksgiving Day win in 1981 at the Silverdome. The Lions held Kansas City's top-ranked rushing attack to just 116 yards, and sacked Chiefs' quarterbacks five times.

# Miami Dolphins

## LIONS' ALL-TIME BESTS vs. DOLPHINS

### DOLPHINS '98 SCHEDULE

|       |                        |
|-------|------------------------|
| 9/6   | at Indianapolis        |
| 9/13  | BUFFALO                |
| 9/20  | PITTSBURGH             |
| 9/27  | OPEN DATE              |
| 10/4  | at New York Jets       |
| 10/12 | at Jacksonville (Mon.) |
| 10/18 | ST. LOUIS              |
| 10/25 | NEW ENGLAND            |
| 11/1  | at Buffalo             |
| 11/8  | INDIANAPOLIS           |
| 11/15 | at Carolina            |
| 11/23 | at New England (Mon.)  |
| 11/29 | NEW ORLEANS            |
| 12/6  | at Oakland             |
| 12/13 | NEW YORK JETS          |
| 12/21 | DENVER (Mon.)          |
| 12/27 | at Atlanta             |

### 1997 RESULTS (9-7)

|                  |               |
|------------------|---------------|
| INDIANAPOLIS     | W, 16-10      |
| TENNESSEE        | W, 16-13 (OT) |
| at Green Bay     | L, 18-23      |
| at Tampa Bay     | L, 21-31      |
| KANSAS CITY      | W, 17-14      |
| at New York Jets | W, 31-20      |
| at Baltimore     | W, 24-13      |
| CHICAGO          | L, 33-36 (OT) |
| at Buffalo       | L, 6-9        |
| NY JETS          | W, 24-17      |
| BUFFALO          | W, 30-13      |
| at New England   | L, 24-27      |
| at Oakland       | W, 34-16      |
| DETROIT          | W, 33-30      |
| at Indianapolis  | L, 0-41       |
| NEW ENGLAND      | L, 12-14      |
| Playoffs         |               |
| at New England   | L, 3-17       |

### PUBLIC RELATIONS

Harvey Greene/Neal Gulkis/  
Seth Levit  
7500 S.W. 30th Street  
Davie, FL 33314  
(954)452-7010

### Rushing

*Most Carries*  
36 by James Jones, 10/27/85  
32 by Barry Sanders, 9/15/91  
30 by Barry Sanders, 12/7/97  
27 by Steve Owens, 12/15/73

*Most Yards Gained*  
143 by Barry Sanders, 9/15/91  
137 by Barry Sanders, 12/7/97  
114 by James Jones, 10/27/85  
113 by Steve Owens, 12/15/73

*Most Rushing TD's*  
1 by Rodney Peete, 9/15/91  
by Barry Sanders, 12/7/97

### Passing

*Most Attempts*  
46 by Dave Krieg, 12/25/94

*Most Completions*  
21 by Dave Krieg, 12/25/94

*Most Yards Gained*  
288 by Scott Mitchell, 12/7/97  
239 by Eric Hipple, 10/27/85

*Most Passes Had Intercepted*  
2 by Jeff Komlo, 12/9/79  
by Dave Krieg, 12/25/94  
by Scott Mitchell, 12/7/97

*Most TD Passes*  
3 by Eric Hipple, 10/27/85

### Receiving

*Most Passes Received*  
9 by Johnnie Morton, 12/7/97  
7 by Barry Sanders, 12/25/94

### Most Yards Gained

171 by Johnnie Morton, 12/7/97  
133 by Leonard Thompson,  
10/27/85

*Most Receiving TD's*  
1 by several players; most recent  
Herman Moore and Johnnie  
Morton, 12/7/97

### Interceptions

*Most Passes Intercepted*  
1 by Jimmy Allen, 12/9/79  
by Levi Johnson, 10/27/85  
by Roosevelt Barnes, 10/27/85  
by Bryant Westbrook, 12/7/97

### Scoring

*Most Points*  
12 by James Jones, 10/27/85

*Most TD's*  
2 by James Jones, 10/27/85

*Most FG's*  
2 by Jason Hanson, 12/25/94

### Punting

*Most Punts*  
6 by Tom Skladany, 12/9/79

*Punt Returns*  
*Most Returns*  
4 by Mel Gray, 9/15/91

*Most Yards Returned*  
49 by Mel Gray, 9/15/91

### Kickoff Returns

*Most Returns*  
6 by Glyn Milburn, 12/7/97  
4 by John Arnold, 12/9/79

*Most Yards Returned*  
117 by Johnnie Morton, 12/25/94

### Longest Plays

*Rushing Play*  
21 yards by Jim Arnold, 9/15/91  
19 yards by Barry Sanders,  
12/7/97

*Passing Play*  
48 yards by Eric Hipple-to-Leonard  
Thompson, 10/27/85

*Kickoff Return*  
93t yards by Johnnie Morton,  
12/25/94

*Punt*  
55 yards by Mike Black, 10/27/85

*Punt Return*  
16 yards by Pete Mandley,  
10/27/85

*Interception Return*  
64t yards by Bryant Westbrook,  
12/7/97  
18 yards by Levi Johnson,  
10/27/85

*Field Goal*  
50 yards by Eddie Murray,  
10/27/85

## DETROIT'S SERIES AGAINST MIAMI

2 Wins, 4 Losses

| DATE      | W-L | SCORE | 9-15-91* | W | 17-13 |
|-----------|-----|-------|----------|---|-------|
| 12-15-73  | L   | 7-34  | 12-25-94 | L | 20-27 |
| 12-9-79*  | L   | 10-28 | 12-7-97  | L | 30-33 |
| 10-27-85* | W   | 31-21 |          |   |       |

(\*Lions home game)

## SERIES NOTES: DETROIT vs. MIAMI

- Detroit's win over Miami in 1985 was a historic one for the Lions as it marked the first time in NFL history that a club had beaten the Super Bowl participants from the previous year in back-to-back weeks (the Lions had edged the Super Bowl XIX champion San Francisco 49ers, 23-21, only seven days earlier).
- The six meetings between the Lions and Dolphins ties for the fewest games the Lions have played against any team (excluding recent expansion teams Jacksonville and Carolina). The other teams Detroit has played only six times are Buffalo, Cincinnati, New England, and San Diego.
- The first three of Miami's triumphs over the Lions clinched AFC Eastern Division titles for the Dolphins (in 1973, '79 and '94).
- The first two of the three head coaches in Dolphins' history both had ties to Detroit. George Wilson coached the Dolphins from 1966-69. He was an assistant with the Lions from 1949-56 and was the Lions' head coach from 1957-64. Wilson was at the helm when the Lions won their last championship (1957). Don Shula was the Dolphins' head coach from 1970-95. He was an assistant under Wilson with the Lions from 1960-62.
- The Lions' only two trips to Miami's Pro Player Stadium (1994, '97) were both nationally televised night games, with the Dolphins winning both outings.

# Minnesota Vikings

## LIONS' ALL-TIME BESTS vs. VIKINGS

### VIKINGS '98 SCHEDULE

|       |                     |
|-------|---------------------|
| 9/6   | TAMPA BAY           |
| 9/13  | at St. Louis        |
| 9/20  | DETROIT             |
| 9/27  | at Chicago          |
| 10/5  | at Green Bay (Mon.) |
| 10/11 | OPEN DATE           |
| 10/18 | WASHINGTON          |
| 10/25 | at Detroit          |
| 11/1  | at Tampa Bay        |
| 11/8  | NEW ORLEANS         |
| 11/15 | CINCINNATI          |
| 11/22 | GREEN BAY           |
| 11/26 | at Dallas (Thu.)    |
| 12/6  | CHICAGO             |
| 12/13 | at Baltimore        |
| 12/20 | JACKSONVILLE        |
| 12/26 | at Tennessee (Sat.) |

### 1997 RESULTS (9-7)

|                     |                 |
|---------------------|-----------------|
| at Chicago          | W, 27-24        |
| <b>TAMPA BAY</b>    | <b>L, 14-28</b> |
| at Green Bay        | L, 32-38        |
| <b>PHILADELPHIA</b> | <b>W, 28-19</b> |
| at Arizona          | W, 20-19        |
| <b>CAROLINA</b>     | <b>W, 21-14</b> |
| at Tampa Bay        | W, 10-6         |
| <b>NEW ENGLAND</b>  | <b>W, 23-18</b> |
| <b>CHICAGO</b>      | <b>W, 29-22</b> |
| at Detroit          | L, 15-38        |
| at NY Jets          | L, 21-23        |
| <b>GREEN BAY</b>    | <b>L, 11-27</b> |
| at San Francisco    | L, 17-28        |
| <b>DETROIT</b>      | <b>L, 13-14</b> |
| <b>INDIANAPOLIS</b> | <b>W, 39-28</b> |
| <b>Playoffs</b>     |                 |
| at NY Giants        | W, 23-22        |
| at San Francisco    | L, 22-38        |

### PUBLIC RELATIONS

T.B.A./Bob Hagan  
9520 Viking Drive  
Eden Prairie, MN 55344  
(612) 828-6500

### Rushing

*Most Carries*  
36 by James Jones, 9/7/86  
29 by Mel Farr, 11/12/67  
27 by Billy Sims, 9/28/80  
by Billy Sims, 9/20/81

### *Most Yards Gained*

220 by Barry Sanders, 11/24/91  
197 by Mel Farr, 11/12/67  
174 by James Jones, 9/7/86  
157 by Billy Sims, 9/28/80

### *Most Rushing TD's*

4 by Barry Sanders, 11/24/91  
3 by Tommy Vardell, 11/16/97

### Passing

*Most Attempts*  
47 by Scott Mitchell, 9/10/95

### *Most Completions*

30 by Scott Mitchell, 11/23/95  
26 by Gary Danielson, 12/9/78

### *Most Yards Gained*

410 by Scott Mitchell, 11/23/95  
352 by Gary Danielson, 12/9/78

### *Most Passes Had Intercepted*

5 by Eric Hipple, 9/25/83

### *Most TD Passes*

5 by Gary Danielson, 12/9/78  
4 by Scott Mitchell, 11/23/95

### Receiving

*Most Passes Received*  
12 by Brett Perriman, 11/23/95  
by Herman Moore, 9/1/86

10 by Ron Jessie, 10/20/74  
by Herman Moore, 11/16/97  
9 by Pat Studstill, 11/13/66  
by Herman Moore, 12/15/96

### *Most Yards Gained*

161 by Leonard Thompson,  
12/19/82  
157 by Herman Moore, 9/1/86  
153 by Brett Perriman, 11/23/95  
124 by Brett Perriman, 10/15/92

### *Most Receiving TD's*

3 by Leonard Thompson, 12/9/78  
by Leonard Thompson, 9/23/84

### Interceptions

*Most Passes Intercepted*  
3 by Dick LeBeau, 12/9/62  
by Lem Barney, 12/17/67

### Scoring

*Most Points*  
24 by Barry Sanders, 11/24/91

### *Most TD's*

4 by Barry Sanders, 11/24/91  
3 by Tommy Vardell, 11/16/97

### *Most FG's*

4 by Eddie Murray, 9/13/87

### Punting

*Most Points*  
10 by Lem Barney, 11/27/69

### Punt Returns

*Most Returns*  
7 by Pete Mandley, 10/21/84

### *Most Yards Returned*

105 by Eddie Payton, 12/17/77

### Kickoff Returns

*Most Returns*  
5 by several players; most recent  
Vernon Turner, 10/31/93

### *Most Yards Returned*

184 by Eddie Payton, 12/17/77

### Longest Plays

*Rushing Play*  
641 yards by Barry Sanders,  
12/17/94

### *Kickoff Return*

981 yards by Eddie Payton,  
12/17/77

981 yards by Mel Gray,  
12/17/94

### *Punt*

72 yards by Larry Swider, 9/30/79

### *Punt Return*

871 yards by Eddie Payton,  
12/17/77

### *Passing Play*

931 yards by Rodney Peete-to-  
Herman Moore, 10/31/83

### *Interception Return*

761 yards by Luther Bradley,  
12/9/78

### *Field Goal*

51 yards by Eddie Murray, 11/17/85

## DETROIT'S SERIES AGAINST MINNESOTA

27 Wins, 44 Losses, 2 Ties

| DATE      | W-L | SCORE | 11-1-70*  | L | 17-30 | 9-28-80*  | W | 27-7  | 11-11-90* | L | 7-17               |
|-----------|-----|-------|-----------|---|-------|-----------|---|-------|-----------|---|--------------------|
| 11-19-61  | W   | 37-10 | 11-15-70  | L | 20-24 | 11-9-80   | L | 0-34  | 10-6-91*  | W | 24-20              |
| 12-10-61* | W   | 13-7  | 9-20-71*  | L | 13-16 | 9-20-81   | L | 24-26 | 11-24-91  | W | 34-14              |
| 11-18-62  | W   | 17-6  | 12-11-71  | L | 10-29 | 12-12-81* | W | 45-7  | 9-13-92*  | W | 31-17              |
| 12-9-62*  | W   | 37-23 | 9-24-72*  | L | 10-34 | 12-19-82* | L | 31-34 | 10-15-92  | L | 14-31              |
| 10-27-63* | W   | 28-10 | 11-12-72  | L | 14-16 | 9-25-83   | L | 17-20 | 10-31-93  | W | 30-27              |
| 11-24-63  | L   | 31-34 | 10-7-73*  | L | 9-23  | 12-5-83*  | W | 13-2  | 12-5-93*  | L | 13-0               |
| 10-11-64  | W   | 24-20 | 11-11-73  | L | 7-28  | 9-23-84*  | L | 28-29 | 9-11-94   | L | 3-10               |
| 11-22-64* | T   | 23-23 | 9-22-74*  | L | 6-7   | 10-21-84  | W | 16-14 | 12-17-94* | W | 41-19              |
| 9-26-65   | W   | 31-29 | 10-20-74  | W | 20-16 | 11-3-85   | L | 13-16 | 9-10-95   | L | 10-20              |
| 12-12-65* | L   | 7-29  | 10-19-75  | L | 19-25 | 11-17-85* | W | 41-21 | 11-23-95* | W | 44-38              |
| 11-13-66  | W   | 32-31 | 12-14-75* | W | 17-10 | 9-7-86    | W | 13-10 | 1-1-96    | L | 13-27              |
| 12-11-66* | L   | 16-28 | 9-26-76*  | L | 9-10  | 11-9-86*  | L | 10-24 | 12-8-96*  | L | 22-24              |
| 11-12-67  | T   | 10-10 | 11-7-76   | L | 23-31 | 9-13-87   | L | 19-34 | 11-15-97* | W | 38-15              |
| 12-17-67* | W   | 14-3  | 10-9-77   | L | 7-14  | 12-20-87* | L | 14-17 | 12-14-97  | W | 14-13              |
| 10-6-68   | L   | 10-24 | 12-17-77* | L | 21-30 | 11-6-88   | L | 17-44 |           |   |                    |
| 11-17-68* | L   | 6-13  | 11-5-78   | L | 7-17  | 11-24-88* | L | 0-23  |           |   | (*Lions home game) |
| 10-26-69  | L   | 10-24 | 12-9-78*  | W | 45-14 | 10-08-89  | L | 17-24 |           |   |                    |
| 11-27-69* | L   | 0-27  | 9-30-79*  | L | 10-13 | 10-22-89* | L | 7-20  |           |   |                    |
|           |     |       | 11-18-79  | L | 7-14  | 10-7-90   | W | 34-27 |           |   |                    |

## PATRIOTS '98 SCHEDULE

|       |                      |
|-------|----------------------|
| 9/7   | at Denver (Mon.)     |
| 9/13  | INDIANAPOLIS         |
| 9/20  | TENNESSEE            |
| 9/27  | OPEN DATE            |
| 10/4  | at New Orleans       |
| 10/11 | KANSAS CITY          |
| 10/19 | NEW YORK JETS (Mon.) |
| 10/25 | at Miami             |
| 11/1  | at Indianapolis      |
| 11/8  | ATLANTA              |
| 11/15 | at Buffalo           |
| 11/23 | MIAMI (Mon.)         |
| 11/29 | BUFFALO              |
| 12/6  | at Pittsburgh        |
| 12/13 | at St. Louis         |
| 12/20 | SAN FRANCISCO        |
| 12/27 | at New York Jets     |

## 1997 RESULTS (10-6)

|                 |               |
|-----------------|---------------|
| SAN DIEGO       | W, 41-7       |
| at Indianapolis | W, 31-6       |
| NY JETS         | W, 27-24 (OT) |
| CHICAGO         | W, 31-3       |
| at Denver       | L, 13-34      |
| BUFFALO         | W, 33-6       |
| at NY Jets      | L, 19-24      |
| Green Bay       | L, 10-28      |
| at Minnesota    | L, 18-23      |
| at Buffalo      | W, 31-10      |
| at Tampa Bay    | L, 7-27       |
| MIAMI           | W, 27-24      |
| INDIANAPOLIS    | W, 20-17      |
| at Jacksonville | W, 26-20      |
| PITTSBURGH      | L, 21-24 (OT) |
| at Miami        | W, 14-12      |

## Playoffs

|               |         |
|---------------|---------|
| NEW ENGLAND   | W, 17-3 |
| at Pittsburgh | L, 6-7  |

## PUBLIC RELATIONS

Stacey James/Anthony Moretti  
Foxboro Stadium  
60 Washington Street  
Foxboro, MA 02035  
(508) 543-8200

## New England Patriots

## LIONS' ALL-TIME BESTS vs. PATRIOTS

## Rushing

*Most Carries*  
32 by Horace King, 10/10/76  
by Barry Sanders, 9/12/93

*Most Yards Gained*  
148 by Barry Sanders, 9/12/93  
131 by Barry Sanders, 9/25/94

*Most Rushing TD's*  
2 by Barry Sanders, 9/25/94

## Passing

*Most Attempts*  
29 by Eric Hipple, 12/8/85  
by Scott Mitchell, 9/25/94

*Most Completions*  
16 by Rodney Peete, 9/12/93

*Most Yards Gained*  
198 by Greg Landry, 9/26/71

*Most Passes Had Intercepted*  
3 by Rodney Peete, 9/12/93

*Most TD Passes*  
3 by Greg Landry, 10/10/76

## Receiving

*Most Passes Received*  
6 by Horace King, 10/10/76

*Most Yards Gained*  
98 by Leonard Thompson, 10/7/79

*Most Receiving TD's*  
2 by David Hill, 10/10/76

## Interceptions

*Most Passes Intercepted*  
2 by Levi Johnson, 10/10/76

## Scoring

*Most Points*  
12 by Steve Owens, 9/26/71  
by David Hill, 10/10/76  
by Barry Sanders, 9/25/94

*Most TD's*  
2 by Steve Owens, 9/26/71  
by David Hill, 10/10/76  
by Barry Sanders, 9/25/94

*Most FG's*  
4 by Jason Hanson, 9/12/93

## Punting

*Most Punts*  
8 by Larry Swider, 10/7/79

## Punt Returns

*Most Returns*  
2 by Leonard Thompson, 10/7/79  
by Pete Mandley, 12/8/85  
by Mel Gray, 9/25/94

*Most Yards Returned*  
25 by Leonard Thompson, 10/7/79

## Kickoff Returns

*Most Returns*  
4 by A.J. Jones, 12/8/85  
by Mel Gray, 9/12/93  
by Mel Gray, 9/25/94

*Most Yards Returned*  
103 by Mel Gray, 9/25/94

## Longest Plays

*Rushing Play*  
46 yards by Dexter Bussey,  
10/10/76

*Kickoff Return*  
38 yards by Bill Triplett, 9/26/71

## Punt

61 yards by Herman Weaver,  
9/26/71

## Punt Return

19 yards by Leonard Thompson,  
10/7/79

## Passing Play

82 yards by Scott Hunter-to-  
Leonard Thompson, 10/7/79

## Interception Return

75 yards by Levi Johnson, 10/10/76

## Field Goal

38 yards by Jason Hanson, 9/12/93

## DETROIT'S SERIES AGAINST NEW ENGLAND

3 Wins, 3 Losses

| DATE      | W-L | SCORE |          |       |       |
|-----------|-----|-------|----------|-------|-------|
| 9-26-71   | W   | 34-7  | 12-8-85  | L     | 6-23  |
| 10-10-76* | W   | 30-10 | 9-12-93  | W(OT) | 19-16 |
| 10-7-79   | L   | 17-24 | 9-25-94* | L     | 17-23 |

(\*Lions home game)

## SERIES NOTES: DETROIT vs. NEW ENGLAND

- The fastest touchdown in Lions' history was scored against the Patriots. Willie Clay recovered a Patriot fumble on the opening kickoff and returned it 15 yards for a touchdown just 11 seconds into the game on September 12, 1993. Clay later signed with the Patriots as a free agent in 1996.
- New England has made just two regular season visits to the Pontiac Silverdome, with each team winning once.
- Detroit opened their series vs. the Patriots with a 34-7 victory September 26, 1971 in Schaefer Stadium (now Foxboro Stadium). Steve Owens scored two touchdowns for the Lions, including a 74-yard TD catch from Greg Landry. The Lions also scored a defensive touchdown as Mike Lucci returned an interception 25 yards for a score.
- In the 1993 matchup, the Lions edged New England, 19-16 in overtime. The win gave Detroit its first 2-0 start since 1985, and was clinched on Jason Hanson's fourth field goal of the game, a 38-yarder.

## SAINTS '98 SCHEDULE

|       |                  |
|-------|------------------|
| 9/6   | at St. Louis     |
| 9/13  | CAROLINA         |
| 9/20  | OPEN DATE        |
| 9/27  | at Indianapolis  |
| 10/4  | NEW ENGLAND      |
| 10/11 | SAN FRANCISCO    |
| 10/18 | at Atlanta       |
| 10/25 | TAMPA BAY        |
| 11/1  | at Carolina      |
| 11/8  | at Minnesota     |
| 11/15 | ST. LOUIS        |
| 11/22 | at San Francisco |
| 11/29 | at Miami         |
| 12/6  | DALLAS           |
| 12/13 | ATLANTA          |
| 12/20 | at Arizona       |
| 12/27 | BUFFALO          |

## 1997 RESULTS (6-10)

|                  |               |
|------------------|---------------|
| at St. Louis     | L, 24-38      |
| SAN DIEGO        | L, 6-20       |
| at San Francisco | L, 7-33       |
| DETROIT          | W, 35-17      |
| at NY Giants     | L, 9-14       |
| at Chicago       | W, 20-17      |
| ATLANTA          | L, 17-23      |
| CAROLINA         | L, 0-13       |
| SAN FRANCISCO    | L, 0-23       |
| at Oakland       | W, 13-10      |
| SEATTLE          | W, 20-17 (OT) |
| at Atlanta       | L, 3-20       |
| at Carolina      | W, 16-13      |
| ST. LOUIS        | L, 27-34      |
| ARIZONA          | W, 27-10      |
| at Kansas City   | L, 13-25      |

## PUBLIC RELATIONS

Greg Bense/Robert Gunn/  
Bob Lee  
5800 Airline Highway  
Metairie, LA 70003  
(504) 733-0255

## New Orleans Saints

## LIONS' ALL-TIME BESTS vs. SAINTS

## Rushing

*Most Carries*  
24 by Dexter Bussey, 9/25/77

*Most Yards Gained*

150 by Dexter Bussey, 9/25/77  
113 by Barry Sanders, 9/21/97

*Most Rushing TD's*

2 by Billy Sims, 10/12/80

## Passing

*Most Attempts*  
43 by Scott Mitchell, 9/14/97  
41 by Bill Munson, 11/24/68

*Most Completions*

27 by Greg Landry, 11/14/76

*Most Yards Gained*

310 by Greg Landry, 11/14/76

*Most Passes Had Intercepted*

3 by Bill Munson, 11/8/70  
by Scott Mitchell, 9/14/97

*Most TD Passes*

2 by several players; most recent  
Scott Mitchell, 9/14/97

## Receiving

*Most Passes Received*  
11 by Herman Moore, 9/21/97  
8 by Dexter Bussey, 11/14/76  
by Richard Johnson, 12/3/89

*Most Yards Gained*

248 by Richard Johnson, 12/3/89  
111 by Ray Jarvis, 11/14/76  
by Herman Moore, 9/21/97

*Most Receiving TD's*

2 by Carl Bland, 9/18/88

## Interceptions

*Most Passes Intercepted*  
2 by Lem Barney, 11/19/72  
by James Hunter, 10/21/79

## Scoring

*Most Points*  
12 by Billy Sims, 10/12/80  
by Carl Bland, 9/18/88

*Most TD's*

2 by Billy Sims, 10/12/80  
by Carl Bland, 9/18/88

*Most FG's*

2 by several players; most recent  
Rich Karal, 10/28/90

## Punting

*Most Punts*  
8 by Jim Arnold, 12/3/89

## Punt Returns

*Most Returns*  
7 by Walter Stanley, 12/3/89

*Most Yards Returned*

53 by Walter Stanley, 12/3/89

## Kickoff Returns

*Most Returns*  
6 by Glyn Milburn, 9/14/97  
4 by Bobby Watkins, 11/8/70  
by Rick Kane, 10/12/80  
by Mel Gray, 10/4/92

*Most Yards Returned*

157 by Glyn Milburn, 9/14/97  
125 by Rick Kane, 10/12/80

## Longest Plays

*Rushing Play*  
48 yards by Fred Scott,  
10/12/80

*Kickoff Return*

62 yards by Rick Kane, 10/12/80

*Punt*

57 yards by Jim Arnold, 10/28/90

*Punt Return*

34 yards by Ray Jarvis, 11/3/74

*Passing Play*

75 yards by Bob Gagliano-to-  
Richard Johnson, 12/3/89

*Field Goal*

47 yards by Jason Hanson, 9/14/97  
43 yards by Wayne Walker, 11/24/68  
by Benny Ricardo, 11/14/76  
by Steve Mike-Mayer, 9/25/77

## DETROIT'S SERIES AGAINST NEW ORLEANS

6 Wins, 8 Losses, 1 Tie

| DATE      | W-L | SCORE |           |   |       |           |   |       |                    |
|-----------|-----|-------|-----------|---|-------|-----------|---|-------|--------------------|
| 11-24-68* | T   | 20-20 | 11-14-76  | L | 16-17 | 10-28-90  | W | 27-10 |                    |
| 11- 8-70  | L   | 17-19 | 9-25-77*  | W | 23-19 | 10- 4-92* | L | 7-13  |                    |
| 11-19-72* | W   | 27-14 | 10-21-79  | L | 7-17  | 9-19-93   | L | 3-14  |                    |
| 10-14-73  | L   | 13-20 | 10-12-80* | W | 24-13 | 9-14-97   | L | 17-35 |                    |
| 11- 3-74* | W   | 19-14 | 9-18-88*  | L | 14-22 |           |   |       |                    |
|           |     |       | 12- 3-89* | W | 21-14 |           |   |       | (*Lions home game) |

## SERIES NOTES: DETROIT vs. NEW ORLEANS

- In one of the NFL's all-time amazing finishes, New Orleans kicker Tom Dempsey booted a 63-yard field goal as time expired to give the Saints a 19-17 victory in Tulane Stadium on November 8, 1970. Dempsey's mighty boot still stands as the longest field goal in NFL history.
- New Orleans leads the series 8-6-1, which dates back to a 20-20 tie on November 24, 1968 in Detroit.
- The home team has generally had the upper hand in the series with Detroit compiling a 5-2-1 mark at home (2-0-1 at Tiger Stadium; 3-2 in the Silverdome) while New Orleans has managed a 6-1 record at home (2-0 at Tulane Stadium; 4-1 in the Superdome).
- Despite a 310-yard passing game from Detroit's Greg Landry (27-of-38 with two TD's), the Saints nipped the Lions, 17-16, in the Superdome in 1976. Detroit RB Dexter Bussey led all rushers in the contest with 82 yards on only eight carries.
- The Lions' Richard Johnson tallied 248 yards receiving (second-most in team history) on eight receptions and earned NFC Player of the Week honors in Detroit's 21-14 win over the Saints on Dec. 3, 1989.

## GIANTS '98 SCHEDULE

|       |                        |
|-------|------------------------|
| 9/6   | WASHINGTON             |
| 9/13  | at Oakland             |
| 9/21  | DALLAS (Mon.)          |
| 9/27  | at San Diego           |
| 10/4  | at Tampa Bay           |
| 10/11 | ATLANTA                |
| 10/18 | ARIZONA                |
| 10/25 | OPEN DATE              |
| 11/1  | at Washington          |
| 11/8  | at Dallas              |
| 11/15 | GREEN BAY              |
| 11/22 | PHILADELPHIA           |
| 11/30 | at San Francisco (Mon) |
| 12/6  | at Arizona             |
| 12/13 | DENVER                 |
| 12/20 | KANSAS CITY            |
| 12/27 | at Philadelphia        |

## 1997 RESULTS (10-5-1)

|                 |               |
|-----------------|---------------|
| PHILADELPHIA    | W, 31-17      |
| at Jacksonville | L, 13-40      |
| BALTIMORE       | L, 23-24      |
| at St. Louis    | L, 3-13       |
| NEW ORLEANS     | W, 14-9       |
| DALLAS          | W, 20-17      |
| at Arizona      | W, 27-13      |
| at Detroit      | W, 26-20 (OT) |
| CINCINNATI      | W, 29-27      |
| at Tennessee    | L, 6-10       |
| ARIZONA         | W, 19-10      |
| at Washington   | T, 7-7 (OT)   |
| TAMPA BAY       | L, 8-20       |
| at Philadelphia | W, 31-21      |
| WASHINGTON      | W, 30-10      |
| at Dallas       | W, 20-7       |
| Playoffs        |               |
| MINNESOTA       | L, 22-23      |

## PUBLIC RELATIONS

Pat Hanlon/Aaron Salkin/Peter John-Baptiste  
Giants Stadium  
East Rutherford, NJ 07073  
(201) 935-8111

## New York Giants

## LIONS' ALL-TIME BESTS vs. GIANTS

## Rushing

*Most Carries*  
26 by Billy Sims, 11/25/82  
by Barry Sanders, 10/30/94  
24 by Barry Sanders, 10/19/97

*Most Yards Gained*  
146 by Barry Sanders, 10/30/94  
114 by Billy Sims, 11/25/82  
113 by Steve Owens, 9/17/72  
105 by Barry Sanders, 10/19/97

*Most Rushing TD's*  
1 by several players; most recent  
Barry Sanders, 10/19/97

## Passing

*Most Attempts*  
49 by Harry Gilmer, 12/11/55

*Most Completions*  
21 by Bob Gagliano, 9/17/89  
19 by Scott Mitchell, 10/19/97

*Most Yards Gained*  
344 by Bob Gagliano, 9/17/89

*Most TD Passes*  
3 by Karl Sweetan, 12/10/67  
by Greg Landry, 9/17/72

*Most Passes Had Intercepted*  
3 by Gary Danielson, 11/25/82  
by Bob Gagliano, 9/17/89  
by Scott Mitchell, 10/30/94  
by Scott Mitchell, 10/27/96

## Receiving

*Most Passes Received*  
9 by Richard Johnson, 9/17/89  
by Herman Moore, 10/30/94

*Most Yards Gained*  
172 by Richard Johnson, 9/17/89  
120 by John Hilton, 9/17/72  
118 by Terry Barr, 10/4/64

*Most Receiving TD's*  
2 by Herman Moore, 10/30/94

## Interceptions

*Most Passes Intercepted*  
2 by Bruce McNorton, 11/7/83

## Scoring

*Most Points*  
12 by Errol Mann, 9/17/72  
by Herman Moore, 10/30/94

*Most TD's*  
2 by Herman Moore, 10/30/94

*Most FG's*  
3 by Errol Mann, 9/17/72

## Punting

*Most Punts*  
8 by Jim Arnold, 10/16/88  
by Jim Arnold, 10/30/88

## Punt Returns

*Most Returns*  
3 by several players; most recent  
Glyn Milburn, 10/27/96

*Most Yards Returned*  
82 by Lem Barney, 9/28/69

## Kickoff Returns

*Most Returns*  
4 by Jimmie Jones, 11/17/74  
by Glyn Milburn, 10/27/96

*Most Yards Returned*  
130 by Jimmie Jones, 11/17/74

## Longest Plays

*Rushing Play*  
62 yards by Barry Sanders,  
10/30/94

## Passing Play

711 yards by Bob Gagliano-to-  
Richard Johnson, 9/17/89

## Kickoff Return

56 yards by Jimmie Jones, 11/17/74

## Punt

85 yards by Bill Shepherd, 11/15/36

## Punt Return

741 yards by Lem Barney,  
9/28/69

## Interception Return

481 yards by Mike Johnson,  
10/30/94

## Field Goal

48 yards by Wayne Walker, 10/4/64

## DETROIT'S SERIES AGAINST NEW YORK GIANTS

18 Wins, 17 Losses, 1 Tie

|           |     |       |           |   |       |           |       |       |                         |       |        |
|-----------|-----|-------|-----------|---|-------|-----------|-------|-------|-------------------------|-------|--------|
| DATE      | W-L | SCORE | 11-14-37  | W | 17-0  | 10-4-64*  | W     | 26-3  | 11-18-90                | L     | 0-20   |
| 11-5-30*  | L   | 6-19  | 11-5-39*  | W | 18-14 | 12-10-67  | W     | 30-7  | 10-31-94                | W(OT) | 28-25  |
| 9-30-31*  | W   | 14-6  | 11-9-41   | L | 13-20 | 9-28-69*  | W     | 24-0  | 10-27-96*               | L     | 7-35   |
| 11-1-31   | L   | 0-14  | 11-7-43   | T | 0-0   | 9-17-72*  | W     | 30-16 | 10-19-97*               | L(OT) | 20-26  |
| 9-25-32*  | W   | 7-0   | 11-18-45  | L | 14-35 | 11-17-74* | W     | 20-19 |                         |       |        |
| 10-30-32  | W   | 6-0   | 11-2-47*  | W | 35-7  | 12-5-76   | L     | 10-24 |                         |       |        |
| 9-24-33*  | W   | 17-7  | 11-20-49  | W | 45-21 | 11-25-82* | L     | 6-13  |                         |       |        |
| 11-5-33   | L   | 10-13 | 12-13-53  | W | 27-16 | 11-7-83*  | W     | 15-9  |                         |       |        |
| 9-23-34*  | W   | 9-0   | 12-11-55* | L | 19-24 | 10-16-88  | L     | 10-30 |                         |       |        |
| 11-1-36   | L   | 7-14  | 12-7-58*  | L | 17-19 | 10-30-88* | L(OT) | 10-13 |                         |       |        |
| 11-15-36* | W   | 38-0  | 10-21-62  | L | 14-17 | 9-17-89   | L     | 24-14 |                         |       |        |
|           |     |       |           |   |       |           |       |       | POST-SEASON (1-0)       |       |        |
|           |     |       |           |   |       |           |       |       | DATE                    | W-L   | SCORE  |
|           |     |       |           |   |       |           |       |       | 12-15-35*               | W     | # 26-7 |
|           |     |       |           |   |       |           |       |       | (*Lions home game)      |       |        |
|           |     |       |           |   |       |           |       |       | # NFL Championship Game |       |        |

## SERIES NOTES: DETROIT vs. NEW YORK GIANTS

- The Giants were the opposition in the Lions' first game in Detroit. The Lions won the game, 9-0, on Sept. 23, 1934 at University of Detroit Stadium.
- Detroit claimed its first NFL championship with a 26-7 win over the defending champion Giants on Dec. 15, 1935. The contest marked the only time the two teams have met in post-season action.
- The Lions hold a 18-17-1 lead in the series which dates back to a 19-6 New York victory at Detroit on Nov. 5, 1930, when the Lions were known as the Portsmouth Spartans.
- Detroit dominated the series initially, claiming eight of the first 12 contests, but the Giants have won eight of the last 10 decisions.
- Overall, the Giants have a 10-6-1 (4-1 in Giants Stadium) advantage at home while the Lions have fared better in Detroit, posting a 12-6 mark at home (1-3 in the Silverdome).
- Two of the last three outings between the two teams have gone to overtime, with the road team winning each. Detroit won a 28-15 decision on Oct. 31, 1994 at Giants Stadium, while New York defeated the Lions, 26-20, at the Silverdome on Oct. 19, 1997.

## JETS '98 SCHEDULE

|       |                       |
|-------|-----------------------|
| 9/6   | at San Francisco      |
| 9/13  | BALTIMORE             |
| 9/20  | INDIANAPOLIS          |
| 9/27  | OPEN DATE             |
| 10/4  | MIAMI                 |
| 10/11 | at St. Louis          |
| 10/19 | at New England (Mon.) |
| 10/25 | ATLANTA               |
| 11/1  | at Kansas City        |
| 11/8  | BUFFALO               |
| 11/15 | at Indianapolis       |
| 11/22 | at Tennessee          |
| 11/29 | CAROLINA              |
| 12/6  | SEATTLE               |
| 12/13 | at Miami              |
| 12/19 | at Buffalo (Sat.)     |
| 12/27 | NEW ENGLAND           |

## 1997 RESULTS (9-7)

|                 |               |
|-----------------|---------------|
| at Seattle      | W, 41-3       |
| BUFFALO         | L, 22-28      |
| at New England  | L, 24-27      |
| OAKLAND         | W, 23-22      |
| at Cincinnati   | W, 31-14      |
| at Indianapolis | W, 16-12      |
| MIAMI           | L, 20-31      |
| NEW ENGLAND     | W, 24-19      |
| BALTIMORE       | W, 19-16 (OT) |
| at Miami        | L, 17-24      |
| at Chicago      | W, 23-15      |
| MINNESOTA       | W, 23-21      |
| at Buffalo      | L, 10-20      |
| INDIANAPOLIS    | L, 14-22      |
| TAMPA BAY       | W, 31-0       |
| at Detroit      | L, 10-13      |

## PUBLIC RELATIONS

Frank Ramos/Doug Miller  
1000 Fulton Avenue  
Hempstead, NY 11550  
(516) 560-8100

## New York Jets

## LIONS' ALL-TIME BESTS vs. JETS

## Rushing

**Most Carries**  
24 by James Jones, 11/28/85  
23 by Barry Sanders, 12/10/94  
by Barry Sanders, 12/21/97

## Most Yards Gained

184 by Barry Sanders, 12/21/97  
127 by Barry Sanders, 12/10/94  
123 by Altie Taylor, 11/23/72  
114 by Barry Sanders, 12/8/91

## Most Rushing TD's

2 by Barry Sanders, 12/8/91

## Passing

**Most Attempts**  
37 by Gary Danielson, 12/6/82

## Most Completions

19 by Eric Hipple, 11/28/85

## Most Yards Gained

269 by Eric Hipple, 11/28/85

## Most Touchdowns

4 by Eric Hipple, 11/28/85

## Most Passes Had Intercepted

3 by Gary Danielson, 12/6/82

## Receiving

**Most Passes Received**  
7 by Leonard Thompson, 11/28/85

## Most Yards Gained

115 by Leonard Thompson,  
11/28/85

## Most Receiving TD's

3 by Leonard Thompson, 11/28/85

## Interceptions

**Most Passes Intercepted**  
1 by several players; most recent  
Mark Carrier, Ron Rice and  
Bryant Westbrook 12/21/97

## Scoring

**Most Points**  
18 by Leonard Thompson,  
11/28/85

## Most TD's

3 by Leonard Thompson, 11/28/85

## Most FG's

4 by Jason Hanson, 12/10/94

## Punt Returns

**Most Returns**  
3 by several players; most recent  
Glyn Milburn, 12/21/97

## Most Yards Returned

34 by Pete Mandley, 11/28/85

## Kickoff Returns

**Most Returns**  
3 by Robbie Martin, 12/6/82  
by Jeff Campbell, 12/8/91

## Most Yards Returned

70 by Gary Lee, 9/25/88

## Punting

**Most Punts**  
8 by John Jett, 12/21/97  
7 by Tom Skladany, 12/6/82

## Longest Plays

**Rushing Play**  
53 yards by Barry Sanders, 12/21/97  
51 yards by Barry Sanders, 12/8/91

## Passing Play

73 yards by Erik Kramer-to-Wille  
Green, 12/8/91

## Kickoff Return

39 yards by Gary Lee, 9/25/88

## Punt

58 yards by Tom Skladany,  
12/6/82

## Punt Return

20 yards by Pete Mandley,  
11/28/85

## Interception Return

19 yards by George Jamison,  
12/8/91

## Field Goal

49 yards by Jason Hanson, 12/10/94  
44 yards by Jason Hanson, 12/21/97

## DETROIT'S SERIES AGAINST NEW YORK JETS

5 Wins, 3 Losses

| DATE      | W-L | SCORE |           |   |       |
|-----------|-----|-------|-----------|---|-------|
| 11-23-72* | W   | 37-20 | 9-25-88*  | L | 10-17 |
| 9-16-79   | L   | 10-31 | 12- 8-91* | W | 34-20 |
| 12- 6-82* | L   | 13-28 | 12-10-94  | W | 18-7  |
| 11-28-85* | W   | 31-20 | 12-21-97* | W | 13-10 |

(\*Lions home game)

## SERIES NOTES: DETROIT vs. NEW YORK JETS

- The Lions completed their first undefeated home season since 1962 with a 34-20 win over the Jets, December 8, 1991.
- Detroit claimed a memorable 13-10 decision over the Jets at the Silverdome on Dec. 21, 1997 in a game in which the winner qualified for the playoffs and the loser did not. RB Barry Sanders' 184 yards rushing in the contest made him only the third player in NFL history to eclipse the 2,000-yard mark in a season, and Lions' LB Reggie Brown suffered a career-ending neck injury in the fourth quarter with a national television audience looking on. The noise was so boisterous at the sold-out Silverdome near the end of the game that players reported the turf actually moving beneath their feet.
- Detroit leads the all-time series 5-3, which dates back to a 28-14 Detroit victory on Nov. 26, 1970 at Tiger Stadium. Detroit has played six of its eight contests at home against the Jets with a record of 4-2 at home (1-0 at Tiger Stadium, 3-2 at the Silverdome). The teams have split the two games played in New York/New Jersey — the Jets won 31-10 at Shea Stadium on Sept. 16, 1979, and Detroit defeated the Jets, 18-7, at Giants Stadium on Dec. 10, 1994.

# Oakland Raiders

## LIONS' ALL-TIME BESTS vs. RAIDERS

### RAIDERS '98 SCHEDULE

|       |                    |
|-------|--------------------|
| 9/6   | at Kansas City     |
| 9/13  | NEW YORK GIANTS    |
| 9/20  | DENVER             |
| 9/27  | at Dallas          |
| 10/4  | at Arizona         |
| 10/11 | SAN DIEGO          |
| 10/18 | OPEN DATE          |
| 10/25 | CINCINNATI         |
| 11/1  | at Seattle         |
| 11/8  | at Baltimore       |
| 11/15 | SEATTLE            |
| 11/22 | at Denver          |
| 11/29 | WASHINGTON         |
| 12/6  | MIAMI              |
| 12/13 | at Buffalo         |
| 12/20 | at San Diego       |
| 12/26 | KANSAS CITY (Sat.) |

### 1997 RESULTS (4-12)

|                |          |
|----------------|----------|
| at Baltimore   | L, 14-19 |
| at Tennessee   | L, 21-24 |
| KANSAS CITY    | L, 27-28 |
| at Atlanta     | W, 36-31 |
| at NY Jets     | L, 22-23 |
| ST. LOUIS      | W, 35-17 |
| SAN DIEGO      | L, 10-25 |
| DENVER         | W, 28-25 |
| at Seattle     | L, 34-45 |
| at Carolina    | L, 14-38 |
| NEW ORLEANS    | L, 10-13 |
| at San Diego   | W, 38-13 |
| at Denver      | L, 3-31  |
| MIAMI          | L, 16-34 |
| at Kansas City | L, 0-30  |
| SEATTLE        | L, 21-22 |
| JACKSONVILLE   | L, 9-20  |

### PUBLIC RELATIONS

Al LoCasale/Mike Taylor/  
Mario Perez  
1220 Harbor Bay Parkway  
Alameda, CA 94502  
(510) 864-5000

### Rushing

*Most Carries*  
25 by Barry Sanders, 12/10/90

### *Most Yards Gained*

176 by Barry Sanders, 12/10/90  
133 by Billy Sims, 9/27/81

### *Most Rushing TD's*

2 by Barry Sanders, 12/10/90

### Passing

*Most Attempts*  
50 by Scott Mitchell, 10/13/96  
37 by Gary Danielson, 12/6/82

### *Most Completions*

31 by Scott Mitchell, 10/13/96  
19 by Eric Hipple, 11/28/85

### *Most Yards Gained*

343 by Scott Mitchell, 10/13/96  
269 by Eric Hipple, 11/28/85

### *Most Touchdowns*

3 by Greg Landry, 11/26/70  
by Scott Mitchell, 10/13/96

### *Most Passes Had Intercepted*

2 by Chuck Long, 9/20/87  
by Scott Mitchell, 10/13/96

### Receiving

*Most Passes Received*  
10 by Herman Moore, 10/13/96  
8 by Johnnie Morton, 10/13/96

### *Most Yards Gained*

110 by Pete Mandley, 9/20/87  
109 by Herman Moore, 10/13/96  
109 by Johnnie Morton, 10/13/96

### *Most Receiving TD's*

2 by Charlie Sanders, 11/26/70  
by Herman Moore, 10/13/96

### Interceptions

*Most Passes Intercepted*  
1 by several players, most recent  
Bennie Blades and Victor Jones,  
12/10/90

### Scoring

*Most Points*  
12 by Charlie Sanders, 11/26/70  
by Barry Sanders, 12/10/90  
by Herman Moore, 10/13/96

### *Most TD's*

2 by Charlie Sanders, 11/26/70  
by Barry Sanders, 12/10/90  
by Herman Moore, 10/13/96

### *Most FG's*

3 by Eddie Murray, 12/10/90

### Punt Returns

*Most Returns*  
6 by Robbie Martin, 9/27/81

### *Most Yards Returned*

76 by Robbie Martin, 9/27/81

### Kickoff Returns

*Most Returns*  
5 by Jimmie Jones, 11/10/74  
by Glyn Milburn, 10/13/96

### *Most Yards Returned*

119 by Glyn Milburn, 10/13/96  
113 by Mel Gray, 12/10/90

### Punting

*Most Punts*  
10 by Mike Black, 12/10/84

### Longest Plays

*Rushing Play*  
36 yards by Fred Scott, 11/19/78

### *Passing Play*

58 yards by Greg Landry-to-Mel  
Farr, 11/26/70

### *Kickoff Return*

49 yards by Mel Gray, 12/10/90

### Punt

74 yards by Tom Skladany, 9/27/81

### *Punt Return*

23 yards by Robbie Martin,  
12/10/84

### *Interception Return*

30 yards by Jimmy Allen, 9/27/81

### *Field Goal*

48 yards by Eddie Murray, 12/10/84

## DETROIT'S SERIES AGAINST OAKLAND

2 Wins, 6 Losses

| DATE      | W-L | SCORE | 12-10-84* | L | 3-24  | (*Lions home game) |
|-----------|-----|-------|-----------|---|-------|--------------------|
| 11-26-70* | W   | 28-14 | 9-20-87   | L | 7-27  |                    |
| 11-10-74  | L   | 13-35 | 12-10-90* | L | 31-38 |                    |
| 11-19-78  | L   | 17-29 | 10-13-96  | L | 21-37 |                    |
| 9-27-81*  | W   | 16-0  |           |   |       |                    |

## SERIES NOTES: DETROIT vs. OAKLAND

- In the first meeting between the two teams (Nov. 26, 1970), the Lions defeated the Raiders 28-14 on Thanksgiving Day. The win was the second of five consecutive wins by the Lions that year, which propelled them to their first playoff berth since 1957.
- Also in that contest between the two clubs, the Lions scored 14 fourth quarter points on the way to knocking off the Raiders, 28-14. Mel Farr rushed 21 times for 121 yards, rallying Detroit from a 14-0 deficit.
- In the Monday Night meeting on Dec. 10, 1990, there were five former Heisman Trophy winners on the field — Barry Sanders and Andre Ware for Detroit; and Marcus Allen, Tim Brown and Bo Jackson for the Raiders. Sanders finished the game with 176 yards on 25 carries, while Jackson led the Raiders with 129 yards on 18 carries.
- The Lions shut out the defending Super Bowl champion Oakland Raiders, 16-0, on Sept. 27, 1981. Detroit was the first team to shut out the Raiders in 15 years as the Lions limited Oakland to only 131 yards in total offense. The Lions collected six sacks and Jimmy Allen intercepted his fourth pass in as many games. Billy Sims earned his second consecutive 100-yard rushing game (133 yards) while Dexter Bussey passed Altie Taylor as the club's all-time leading rusher. Also in the game, Detroit QB Gary Danielson fractured his left wrist — an injury that would sideline him for 10 weeks.



# Pittsburgh Steelers

## LIONS' ALL-TIME BESTS vs. STEELERS

| STEELERS '98 SCHEDULE |                        |
|-----------------------|------------------------|
| 9/6                   | at Baltimore           |
| 9/13                  | CHICAGO                |
| 9/20                  | at Miami               |
| 9/27                  | SEATTLE                |
| 10/4                  | OPEN DATE              |
| 10/11                 | at Cincinnati          |
| 10/18                 | BALTIMORE              |
| 10/26                 | at Kansas City (Mon.)  |
| 11/1                  | TENNESSEE              |
| 11/9                  | GREEN BAY (Mon.)       |
| 11/15                 | at Tennessee           |
| 11/22                 | JACKSONVILLE           |
| 11/26                 | at Detroit (Thu.)      |
| 12/6                  | NEW ENGLAND            |
| 12/13                 | at Tampa Bay           |
| 12/20                 | CINCINNATI             |
| 12/28                 | at Jacksonville (Mon.) |

| 1997 RESULTS (11-5) |          |
|---------------------|----------|
| at Jacksonville     | L, 9-24  |
| DALLAS              | L, 7-37  |
| WASHINGTON          | W, 14-13 |
| at Jacksonville     | L, 21-30 |
| TENNESSEE           | W, 37-24 |
| at Baltimore        | W, 42-34 |
| INDIANAPOLIS        | W, 24-22 |
| at Cincinnati       | W, 26-10 |
| JACKSONVILLE        | W, 23-17 |
| at Kansas City      | L, 10-13 |
| BALTIMORE           | W, 37-0  |
| CINCINNATI          | W, 20-3  |
| at Philadelphia     | L, 20-23 |
| at Arizona          | W, 26-20 |
| DENVER              | W, 35-24 |
| at New England      | W, 24-21 |
| at Tennessee        | L, 6-16  |
| Playoffs            |          |
| New England         | W, 7-6   |
| Denver*             | L, 21-24 |

**PUBLIC RELATIONS**  
 Ron Wahl/Ron Miller  
 Three Rivers Stadium  
 300 Stadium Circle  
 Pittsburgh, PA 15212  
 (412) 323-0300

**Rushing**  
*Most Carries*  
 26 by Billy Sims, 11/24/83

*Most Yards Gained*  
 118 by Bobby Layne, 9/24/50  
 108 by Barry Sanders, 9/3/95  
 107 by Bob Hoernschmeyer, 11/9/52  
 106 by Billy Sims, 11/24/83

*Most Rushing TD's*  
 3 by Ernie Caddel, 11/4/34

**Passing**  
*Most Attempts*  
 39 by Joe Ferguson, 12/7/86  
 37 by Erik Kramer, 11/15/92

*Most Completions*  
 23 by Joe Ferguson, 12/7/86  
 20 by Erik Kramer, 11/15/92

*Most Yards Gained*  
 364 by Bobby Layne, 9/27/53  
 304 by Erik Kramer, 11/15/92

*Most Passes Had Intercepted*  
 3 by several players; most recent Joe Ferguson, 12/7/86

*Most TD Passes*  
 3 by Milt Plum, 9/16/62

**Receiving**  
*Most Passes Received*  
 10 by Mel Farr, 9/21/69  
 by Herman Moore, 9/3/95

*Most Yards Gained*  
 138 by Cloyce Box, 9/27/53  
 131 by Ron Jessie, 9/16/73  
 by Herman Moore, 9/3/95  
 124 by Robert Clark, 10/1/89  
 115 by Willie Green, 11/15/92  
 102 by Dave Middleton, 11/13/55

*Most Receiving TD's*  
 2 by several players; most recent Ulysses Norris, 11/24/83

**Interceptions**  
*Most Passes Intercepted*  
 2 by Jack Christiansen, 12/9/56  
 by Bruce McNorton, 11/24/83

**Scoring**  
*Most Points*  
 18 by Ernie Caddel, 11/4/34

*Most TD's*  
 3 by Ernie Caddel, 11/4/34

*Most FG's*  
 2 by Errol Mann, 9/21/69

**Punting**  
*Most Punts*  
 9 by Earl Girard, 11/13/55

**Punt Returns**  
*Most Returns*  
 6 by Robbie Martin, 11/24/83

*Most Yards Returned*  
 140 by Robbie Martin, 11/24/83

**Kickoff Returns**  
*Most Returns*  
 5 by Johnnie Morton, 9/3/95

*Most Yards Returned*  
 91 by Herman Hunter, 12/7/86

**Longest Plays**  
*Rushing Play*  
 73 yards by Elmer Hackney, 11/8/42

*Passing Play*  
 88t yards Dave Ryan-to-John Greene, 11/10/46

*Kickoff Return*  
 59 yards by Pat Studstill, 9/16/62

*Punt*  
 64 yards by Yale Lary, 11/8/59

*Punt Return*  
 81t yards by Robbie Martin, 11/24/83

*Interception Return*  
 95t yards by Don Doll, 10/8/49

*Field Goal*  
 44 yards by Wayne Walker, 9/16/62

## DETROIT'S SERIES AGAINST PITTSBURGH

13 Wins, 11 Losses, 1 Tie

| DATE      | W-L | SCORE | 11-10-46* | W | 17-7  | 11-13-55 | W | 31-28 | 11-24-83* | W | 45-3               |
|-----------|-----|-------|-----------|---|-------|----------|---|-------|-----------|---|--------------------|
| 11-4-34*  | W   | 40-7  | 9-21-47   | L | 10-17 | 12-9-56* | W | 45-7  | 12-7-86   | L | 17-27              |
| 11-8-36*  | W   | 28-3  | 11-21-48* | W | 17-14 | 11-8-59  | T | 10-10 | 10-1-89*  | L | 3-23               |
| 10-10-37* | W   | 7-3   | 10-8-49   | L | 7-14  | 9-16-62* | W | 45-7  | 11-15-92  | L | 17-14              |
| 9-9-38*   | W   | 16-7  | 9-24-50*  | W | 10-7  | 10-18-66 | L | 3-17  | 9-3-95    | L | 20-23              |
| 9-22-40*  | L   | 7-10  | 11-9-52   | W | 31-6  | 12-3-67* | L | 14-24 |           |   |                    |
| 11-8-42*  | L   | 7-35  | 9-27-53*  | W | 38-21 | 9-21-69  | L | 13-16 |           |   | (*Lions home game) |

## SERIES NOTES: DETROIT vs. PITTSBURGH

- In the first meeting between the two teams (Nov. 4, 1934), the Lions beat the Steelers, 40-7, behind a then-NFL-record 426 yards rushing. Ernie Caddel scored three touchdowns in one of the more memorable games of the Lions' first season in Detroit.
- The Lions won the first four meetings of the series and were 12-4-1 through the first 17 contests, although the Steelers have bounced back to claim seven of the last eight meetings.
- Detroit's 45-3 win over the Steelers on November 24, 1983, stands as the Lions' largest winning margin in the history of the team's Thanksgiving Day series (second-largest in team annals).
- In the 1952 meeting, Bob Hoernschmeyer ran for 107 yards and the Lions rolled up 321 yards rushing. The Detroit defense held Pittsburgh to -3 yards rushing in a 31-6 win in Pittsburgh.
- Detroit passed for a then-club-record 375 yards (364 by Bobby Layne) in a 38-21 Lions' victory on Sept. 9, 1953.

# San Diego Chargers

## LIONS' ALL-TIME BESTS vs. CHARGERS

### CHARGERS '98 SCHEDULE

|       |                 |
|-------|-----------------|
| 9/6   | BUFFALO         |
| 9/13  | at Tennessee    |
| 9/20  | at Kansas City  |
| 9/27  | NEW YORK GIANTS |
| 10/4  | at Indianapolis |
| 10/11 | at Oakland      |
| 10/18 | PHILADELPHIA    |
| 10/25 | SEATTLE         |
| 11/1  | OPEN DATE       |
| 11/8  | at Denver       |
| 11/15 | BALTIMORE       |
| 11/22 | KANSAS CITY     |
| 11/29 | DENVER          |
| 12/6  | at Washington   |
| 12/13 | at Seattle      |
| 12/20 | OAKLAND         |
| 12/27 | at Arizona      |

### 1997 RESULTS (4-12)

|                     |                 |
|---------------------|-----------------|
| at New England      | L, 7-41         |
| at New Orleans      | W, 20-6         |
| <b>CAROLINA</b>     | <b>L, 7-26</b>  |
| at Seattle          | L, 22-26        |
| <b>BALTIMORE</b>    | <b>W, 21-17</b> |
| at Oakland          | W, 25-10        |
| at Kansas City      | L, 3-31         |
| <b>INDIANAPOLIS</b> | <b>W, 35-19</b> |
| at Cincinnati       | L, 31-38        |
| <b>SEATTLE</b>      | <b>L, 31-37</b> |
| <b>OAKLAND</b>      | <b>L, 13-38</b> |
| at San Francisco    | L, 10-17        |
| <b>DENVER</b>       | <b>L, 28-38</b> |
| <b>ATLANTA</b>      | <b>L, 3-14</b>  |
| <b>KANSAS CITY</b>  | <b>L, 7-29</b>  |
| at Denver           | L, 3-38         |

### PUBLIC RELATIONS

Bill Johnston/David Neville  
4020 Murphy Canyon Road  
San Diego, CA 92123  
(619) 874-4500

### Rushing

*Most Carries*  
24 by Rick Kane, 11/6/77

*Most Yards Gained*  
119 by Billy Sims, 9/30/84  
105 by Rick Kane, 11/6/77

*Most Rushing TD's*  
2 by Mel Farr, 10/22/72  
by Rick Kane, 11/6/77  
by Billy Sims, 9/30/84  
by Barry Sanders, 11/11/96

### Passing

*Most Attempts*  
32 by Gary Danielson, 10/22/78

*Most Completions*  
22 by Gary Danielson, 10/22/78

*Most Yards Gained*  
269 by Gary Danielson, 9/30/84

*Most Touchdowns*  
3 by Gary Danielson, 10/22/78

*Most Passes Had Intercepted*  
1 by Greg Landry, 10/22/72  
by Gary Danielson, 10/22/78  
by Gary Danielson, 9/13/81

### Receiving

*Most Passes Received*  
7 by Larry Walton, 10/22/72  
by James Jones, 9/30/84  
by Brett Periman, 11/11/96

### Most Yards Gained

101 by Larry Walton, 10/22/72

*Most Receiving TD's*  
2 by Jesse Thompson, 10/22/78

### Interceptions

*Most Passes Intercepted*  
2 by Jimmy Allen, 10/22/78

### Scoring

*Most Points*  
12 by several players, most recent  
Barry Sanders, 11/11/96

### Most TD's

2 by several players, most recent  
Barry Sanders, 11/11/96

### Most FG's

37 by Eddie Murray, 9/13/81

### Punt Returns

*Most Returns*  
5 by Eddie Payton, 11/6/77

*Most Yards Returned*  
58 by Eddie Payton, 11/6/77

### Kickoff Returns

*Most Returns*  
5 by Glyn Milburn, 11/11/96

### Most Yards Returned

148 by Glyn Milburn, 11/11/96

### Punting

*Most Punts*  
4 by Wilbur Summers, 11/6/77  
by Mark Royals, 11/11/96

### Longest Plays

*Rushing Play*  
81 yards by Billy Sims, 9/30/84

### Passing Play

44 yards by Gary Danielson-to-Mark Nichols, 9/30/84

### Kickoff Return

50 yards by Larry Walton, 10/22/72

### Punt

52 by Mark Royals, 11/11/96

### Punt Return

37 yards by Eddie Payton, 11/6/77

### Interception Return

24 yards by Bruce Rhodes, 10/22/78

### Field Goal

44 yards by Eddie Murray, 9/30/84

## DETROIT'S SERIES AGAINST SAN DIEGO

3 Wins, 3 Losses

| DATE      | W-L | SCORE |          |   |       |
|-----------|-----|-------|----------|---|-------|
| 10-22-72* | W   | 34-20 | 9-13-81  | L | 23-28 |
| 11-6-77*  | W   | 20-0  | 9-30-84  | L | 24-27 |
| 10-22-78* | W   | 31-14 | 11-10-96 | L | 21-27 |

(\*Lions home game)

## SERIES NOTES: DETROIT vs. SAN DIEGO

- The Lions won each of the first three meetings between the two teams (all home games), and have dropped the three most-recent contests, all of which have been played in San Diego.
- Detroit recorded a 34-20 victory over the Chargers in the first meeting of the series on Oct. 22, 1972. Mel Farr ran for two touchdowns and gained 96 yards on 22 carries, helping the Lions rack up 182 yards on the ground for the game. Greg Landry also rushed for a touchdown and added 151 yards passing with a TD strike going to Larry Walton, who finished with seven catches for 101 yards.
- Detroit fell to the Chargers, 27-24, on Sept. 20, 1984 at Jack Murphy Stadium. Billy Sims ran for two touchdowns and 119 yards, including an 81-yard TD scamper. Detroit QB Gary Danielson matched Hall of Famer Dan Fouts every step of the way, completing 20-of-25 attempts for 269 yards, while Fouts was 22-of-35 for 268 yards. The Chargers forged to a 24-7 halftime lead, but Detroit scored two third quarter touchdowns to narrow the gap to 24-21.
- Detroit head coach Bobby Ross was the Chargers' head coach from 1992-96, including leading the team to an appearance in Super Bowl XXIX vs. San Francisco.



# Seattle Seahawks

## LIONS' ALL-TIME BESTS vs. SEAHAWKS

### SEAHAWKS '98 SCHEDULE

|       |                  |
|-------|------------------|
| 9/6   | at Philadelphia  |
| 9/13  | ARIZONA          |
| 9/20  | WASHINGTON       |
| 9/27  | at Pittsburgh    |
| 10/4  | at Kansas City   |
| 10/11 | DENVER           |
| 10/18 | OPEN DATE        |
| 10/25 | at San Diego     |
| 11/1  | OAKLAND          |
| 11/8  | KANSAS CITY      |
| 11/15 | at Oakland       |
| 11/22 | at Dallas        |
| 11/29 | TENNESSEE        |
| 12/6  | at New York Jets |
| 12/13 | SAN DIEGO        |
| 12/20 | INDIANAPOLIS     |
| 12/27 | at Denver        |

### 1997 RESULTS (8-8)

|                 |               |
|-----------------|---------------|
| NY JETS         | L, 3-41       |
| DENVER          | L, 14-35      |
| at Indianapolis | W, 31-3       |
| SAN DIEGO       | W, 26-22      |
| at Kansas City  | L, 17-20 (OT) |
| TENNESSEE       | W, 16-13      |
| at St. Louis    | W, 17-9       |
| OAKLAND         | W, 45-34      |
| at Denver       | L, 27-30      |
| at San Diego    | W, 37-31      |
| at New Orleans  | L, 17-20 (OT) |
| KANSAS CITY     | L, 14-19      |
| ATLANTA         | L, 17-24      |
| at Baltimore    | L, 24-31      |
| at Oakland      | W, 22-21      |
| SAN FRANCISCO   | W, 38-9       |

### PUBLIC RELATIONS

Gary Wright/Dave Pearson/  
Steve Wright/Vernon Cheek  
11220 N.E. 53rd Street  
Kirkland, WA 98033  
(425) 827-9777

### Rushing

*Most Carries*  
22 by Barry Sanders, 10/17/93  
20 by Dexter Bussey, 9/24/78

*Most Yards Gained*  
134 by Barry Sanders, 11/17/96  
120 by Dexter Bussey, 9/24/78  
101 by Barry Sanders, 10/17/93

*Most Rushing TD's*  
1 by several players; most recent  
Barry Sanders, 12/30/90

### Passing

*Most Attempts*  
27 by Greg Landry, 10/24/76

*Most Completions*  
18 by Greg Landry, 10/24/76  
18 by Don Majkowski, 11/17/96

*Most Yards Gained*  
233 by Greg Landry, 10/24/76

*Most Passes Had Intercepted*  
2 by Gary Danielson, 12/2/84

*Most TD Passes*  
3 by Greg Landry, 10/24/76

### Receiving

*Most Passes Received*  
8 by Herman Moore, 10/17/93

*Most Yards Gained*  
98 by Herman Moore, 10/17/93

### Most Receiving TD's

2 by Herman Moore, 10/17/93

### Interceptions

*Most Passes Intercepted*  
2 by Levi Johnson, 10/24/76  
by William White, 12/30/90

### Scoring

*Most Points*  
12 by Jason Hanson, 10/17/93  
12 by Herman Moore, 10/17/93

*Most TD's*  
2 by Herman Moore, 10/17/93

*Most FG's*  
3 by Benny Ricardo, 9/24/78  
by Jason Hanson, 10/17/93

### Punting

*Most Punts*  
7 by Herman Weaver, 10/24/76

### Punt Returns

*Most Punt Returns*  
4 by Lem Barney, 10/24/76

*Most Yards Returned*  
42 by Mel Gray, 10/17/93

### Kickoff Returns

*Most Returns*  
4 by Jesse Thompson, 9/24/78

*Most Yards Returned*  
120 by Jesse Thompson, 9/24/78

### Longest Plays

*Rushing Play*  
30 yards by Andre Ware, 12/30/90

*Passing Play*  
40 yards by Rodney Peete-to-  
Robert Clark, 12/30/90

### Kickoff Return

95 yards by Mel Gray,  
10/17/93

### Punt

60 yards by Jim Arnold, 10/17/93

### Punt Return

35 yards by Mel Gray, 10/17/93

### Interception Return

70 yards by Levi Johnson,  
10/24/76

### Field Goal

45 yards by Eddie Murray, 12/2/84  
43 yards by Jason Hanson, 11/17/96

(Bests exclude strike game of  
October 18, 1987)

## DETROIT'S SERIES AGAINST SEATTLE

3 Wins, 4 Losses

| DATE      | W-L | SCORE | 12-30-90  | L | 10-30 |
|-----------|-----|-------|-----------|---|-------|
| 10-24-76  | W   | 41-14 | 10-17-93* | W | 30-10 |
| 9-24-78   | L   | 16-28 | 11-17-96* | W | 17-16 |
| 12-2-84   | L   | 17-38 |           |   |       |
| 10-18-87* | L   | 14-37 |           |   |       |

(\*Lions home game)

## SERIES NOTES: DETROIT vs. SEATTLE

- The Lions opened up a 20-0 lead and rolled to a 41-14 victory over the Seahawks in the first-ever meeting between the two teams on Oct. 24, 1976. Greg Landry threw three touchdown passes for the Lions, and current Detroit quarterbacks coach Jim Zorn was intercepted six times, including two that were returned for touchdowns (Levi Johnson and Lem Barney).
- The Lions' game with the Seahawks on Oct. 17, 1993 (a 30-10 Lions' win) was Detroit's 800th contest (including regular and post-season games) since the Portsmouth Spartans moved to the Motor City in 1934.
- Seattle is one of only two teams (the Oilers are the other) that the Lions have never played outdoors. Every game in the series has been played in either the Silverdome or Seattle's Kingdome.
- The Lions are 2-1 in the Silverdome vs. the Seahawks and 1-3 in the Kingdome.
- After winning the inaugural meeting between the two clubs, the Lions dropped four consecutive outings to the Seahawks before winning the last two games.
- In the 1990 regular season finale in 1990 (Dec. 30), Barry Sanders rushed for 23 yards on nine carries to claim the NFL rushing title with 1,304 yards.
- The Seahawks defeated the Lions, 37-14, in the third and final game during the 1987 players' strike. In a game played predominantly by replacement players, Seattle QB Jeff Kemp passed for 344 yards and four touchdowns, while Hall of Famer Steve Largent caught 15 passes for 261 yards (both individual Silverdome records) and three scores.



# Tampa Bay Buccaneers

## LIONS' ALL-TIME BESTS vs. BUCCANEERS

| BUCCANEERS '98 SCHEDULE |                      |
|-------------------------|----------------------|
| 9/6                     | at Minnesota         |
| 9/13                    | at Green Bay         |
| 9/20                    | CHICAGO              |
| 9/28                    | at Detroit (Mon.)    |
| 10/4                    | NEW YORK GIANTS      |
| 10/11                   | OPEN DATE            |
| 10/18                   | CAROLINA             |
| 10/25                   | at New Orleans       |
| 11/1                    | MINNESOTA            |
| 11/8                    | TENNESSEE            |
| 11/15                   | at Jacksonville      |
| 11/22                   | DETROIT              |
| 11/29                   | at Chicago           |
| 12/7                    | GREEN BAY (Mon.)     |
| 12/13                   | PITTSBURGH           |
| 12/9                    | at Washington (Sat.) |
| 12/27                   | at Cincinnati        |

| 1997 RESULTS (10-6)  |          |
|----------------------|----------|
| <b>SAN FRANCISCO</b> | W, 13-6  |
| at Detroit           | W, 24-17 |
| at Minnesota         | W, 28-14 |
| <b>MIAMI</b>         | W, 31-21 |
| <b>ARIZONA</b>       | W, 19-18 |
| at Green Bay         | L, 16-21 |
| <b>DETROIT</b>       | L, 9-27  |
| <b>MINNESOTA</b>     | L, 6-10  |
| at Indianapolis      | W, 31-28 |
| at Atlanta           | W, 31-10 |
| <b>NEW ENGLAND</b>   | W, 27-7  |
| at Chicago           | L, 7-13  |
| at NY Giants         | W, 20-8  |
| <b>GREEN BAY</b>     | L, 6-17  |
| at NY Jets           | L, 0-31  |
| <b>CHICAGO</b>       | W, 31-15 |

| PLAYOFFS       |          |
|----------------|----------|
| <b>DETROIT</b> | W, 20-10 |
| at Green Bay   | L, 7-21  |

| PUBLIC RELATIONS   |  |
|--|--|
| Reggie Roberts/Scott Smith/<br>Nelson Luis               |  |
| One Buccaneer Place<br>Tampa, FL 33607<br>(813) 870-2700 |  |

### Rushing

#### Most Carries

29 by Barry Sanders, 11/7/93  
27 by Barry Sanders, 9/29/91  
26 by Barry Sanders, 11/13/94  
24 by Barry Sanders, 10/12/97  
23 by Barry Sanders, 11/10/91

#### Most Yards Gained

237 by Barry Sanders, 11/13/94#  
215 by Barry Sanders, 10/12/97  
187 by Barry Sanders, 11/7/93  
166 by Barry Sanders, 10/2/94  
160 by Barry Sanders, 9/29/91

#### Most Rushing TD's

3 by Barry Sanders, 9/29/91

### Passing

#### Most Attempts

50 by Scott Mitchell, 9/7/97  
46 by Eric Hipple, 9/21/86  
44 by Gary Danielson, 12/14/80

#### Most Completions

31 by Eric Hipple, 9/21/86  
29 by Gary Danielson, 12/14/80  
26 by Scott Mitchell, 12/23/95

#### Most Yards Gained

360 by Gary Danielson, 12/14/80  
352 by Scott Mitchell, 12/23/95  
323 by Rodney Peete, 9/27/92  
318 by Eric Hipple, 9/21/86

#### Most Passes Had Intercepted

3 by Todd Hons, 10/4/87 \*  
3 by Rusty Hilger, 12/18/88

#### Most TD Passes

3 by Rodney Peete, 10/25/92

### Receiving

#### Most Passes Received

10 by Jason Phillips, 12/17/89  
by Brett Perriman, 11/12/95  
by Herman Moore, 12/23/95  
9 by Brett Perriman, 9/27/92  
by Herman Moore, 11/12/95  
by Herman Moore, 9/29/96

#### Most Yards Gained

148 by Fred Scott, 11/11/79  
135 by Brett Perriman, 12/23/95  
127 by Brett Perriman, 11/10/91  
125 by Brett Perriman, 11/12/95  
120 by Herman Moore, 10/12/97

#### Most Receiving TD's

2 by several players, most recent  
Robert Clark, 9/9/90

### Interceptions

#### Most Passes Intercepted

2 by several players, most recent  
Willie Clay, 11/12/95

### Scoring

#### Most Points

18 by Barry Sanders, 9/29/91  
by Barry Sanders, 10/12/97

#### Most TDs

3 by Barry Sanders, 9/29/91  
by Barry Sanders, 10/12/97

#### Most FGs

4 by Eddie Murray, 12/17/89  
3 by Jason Hanson, 9/27/92  
by Jason Hanson, 11/7/93  
by Jason Hanson, 12/23/95

### Punting

#### Most Punts

10 by Mark Royals, 9/8/96

### Punt Returns

#### Most Returns

8 by Ray Williams, 12/14/80

#### Most Yards Returned

66 by Mel Gray, 12/17/89

### Kickoff Returns

#### Most Returns

5 by John Arnold, 11/11/79  
by Herman Hunter, 9/21/86

#### Most Yards Returned

123 by Mel Gray, 9/27/92

### Longest Plays

#### Rushing Play

85 yards by Barry Sanders, 10/29/94  
82 by Barry Sanders, 10/12/97  
80 by Barry Sanders, 10/12/97

#### Passing Play

911 by Scott Mitchell-to-Brett  
Perriman, 12/23/95  
79 yards by Scott Mitchell-to-  
Herman Moore, 10/12/97

#### Kickoff Return

911 yards by Ray Williams,  
2/14/80

#### Punt

60 yards by Jim Arnold, 9/27/92

#### Punt Return

53 yards by Ray Williams, 11/23/80

#### Field Goal

51 yards by Eddie Murray, 9/21/86  
48 yards by Jason Hanson,  
10/12/97

\* 1987 strike game

# team record

## DETROIT'S SERIES AGAINST TAMPA BAY

22 Wins, 18 Losses

| DATE      | W-L | SCORE | 12-18-83* | W     | 23-20 | 12-17-89* | W | 33-7  | 12-23-95 | W | 37-10 |
|-----------|-----|-------|-----------|-------|-------|-----------|---|-------|----------|---|-------|
| 11-20-77* | W   | 16-7  | 9-16-84   | L     | 17-21 | 9-9-90    | L | 21-38 | 9-8-96*  | W | 21-6  |
| 9-9-78    | W   | 15-7  | 10-14-84* | W(OT) | 13-7  | 9-23-90   | L | 20-23 | 9-29-96  | W | 21-6  |
| 11-12-78* | W   | 34-23 | 9-29-85*  | W     | 30-9  | 9-29-91*  | W | 31-3  | 9-7-97*  | L | 17-24 |
| 9-1-79    | L   | 16-31 | 11-24-85  | L(OT) | 16-19 | 11-10-91  | L | 21-30 | 10-12-97 | W | 27-9  |
| 11-11-79* | L   | 14-16 | 9-21-86*  | L     | 20-24 | 9-27-92*  | L | 23-27 |          |   |       |
| 11-23-80  | W   | 24-10 | 11-23-86  | W     | 38-17 | 10-25-92  | W | 38-7  |          |   |       |
| 12-14-80* | W   | 27-14 | 10-4-87*  | L     | 27-31 | 10-3-93   | L | 10-27 |          |   |       |
| 10-4-81   | L   | 10-28 | 12-13-87  | W     | 20-10 | 11-7-93*  | W | 23-0  |          |   |       |
| 12-20-81* | L   | 17-20 | 11-13-88* | L     | 20-23 | 10-2-94   | L | 14-24 |          |   |       |
| 12-26-82  | L   | 21-23 | 12-18-88  | L     | 10-21 | 11-13-94* | W | 14-9  |          |   |       |
| 9-4-83    | W   | 11-0  | 10-15-89  | W     | 17-16 | 11-12-95* | W | 27-24 |          |   |       |

## SERIES NOTES: DETROIT vs. TAMPA BAY

- In Detroit's 14-9 win at the Silverdome on Nov. 13, 1994, Barry Sanders rushed for a franchise-record 237 yards (then-sixth-highest single-game total in NFL history). Sanders gained an NFL record 200 yards in the second half.
- Sanders made more history in Detroit's 27-9 win over the Buccaneers at Houlihan's Stadium on Oct. 12, 1997. Sanders became the first player in NFL history to record two runs of 80 yards-or-more in the same game. He broke off an 80-yard scoring play late in the first quarter, and added an 82-yard touchdown romp in the third quarter and finished the day with 215 yards rushing on 24 carries.
- The series went 23 games during 1983-94 without either team winning more than two games in a row against each other. The streak ended when Detroit claimed five wins in a row, starting on Nov. 13, 1994 and continuing with season sweeps over the Bucs in 1995-96.
- The Lions are 12-8 in the series in the Silverdome, and 10-10 in Tampa (regular season)
- The two clubs met for the only time in the playoffs on Dec. 28, 1997, with the Buccaneers coming away with a 20-10 win.

## OILERS '98 SCHEDULE

|       |                  |
|-------|------------------|
| 9/6   | at Cincinnati    |
| 9/13  | SAN DIEGO        |
| 9/20  | at New England   |
| 9/27  | JACKSONVILLE     |
| 10/4  | OPEN DATE        |
| 10/11 | at Baltimore     |
| 10/18 | CINCINNATI       |
| 10/25 | CHICAGO          |
| 11/1  | at Pittsburgh    |
| 11/8  | at Tampa Bay     |
| 11/15 | PITTSBURGH       |
| 11/22 | NEW YORK JETS    |
| 11/29 | at Seattle       |
| 12/6  | BALTIMORE        |
| 12/13 | at Jacksonville  |
| 12/20 | at Green Bay     |
| 12/26 | MINNESOTA (Sat.) |

## 1997 RESULTS (8-8)

|                 |               |
|-----------------|---------------|
| OAKLAND         | W, 24-21 (OT) |
| at Miami        | L, 13-16 OT   |
| BALTIMORE       | L, 10-36      |
| at Pittsburgh   | L, 24-37      |
| at Seattle      | L, 13-16      |
| CINCINNATI      | W, 36-7       |
| WASHINGTON      | W, 28-14      |
| at Arizona      | W, 41-14      |
| JACKSONVILLE    | L, 24-30      |
| NY GIANTS       | W, 10-6       |
| at Jacksonville | L, 9-17       |
| BUFFALO         | W, 31-14      |
| at Dallas       | W, 27-14      |
| at Cincinnati   | L, 14-41      |
| at Baltimore    | L, 19-21      |
| PITTSBURGH      | W, 16-6       |

## PUBLIC RELATIONS

Tony Wylie/Gary Glenn/  
Robbie Bohren/Carter Toole  
Baptist Sports Park  
7640 Highway 70 South  
Nashville, TN 37221  
(615) 673-1500

## Tennessee Oilers

## LIONS' ALL-TIME BESTS vs. OILERS

## Rushing

*Most Carries*  
22 by several players; most recent  
Barry Sanders, 11/26/92

*Most Yards Gained*  
105 by Billy Sims, 11/13/83

*Most Rushing TD's*  
2 by Steve Owens, 10/17/71  
by James Jones, 10/5/86  
by Barry Sanders, 11/5/89

## Passing

*Most Attempts*  
36 by Scott Mitchell, 12/10/95

*Most Completions*  
20 by Bill Munson, 10/26/75

*Most Yards Gained*  
283 by Scott Mitchell, 12/10/95

*Most Passes Had Intercepted*  
3 by Eric Hipple, 11/13/83

*Most TD Passes*  
2 by Erik Kramer, 11/26/92  
by Scott Mitchell, 12/10/95

## Receiving

*Most Passes Received*  
9 by Billy Sims, 11/13/83

## Most Yards Gained

141 by Robert Clark, 11/5/89

*Most Receiving TD's*  
2 by Herman Moore, 12/10/95

## Interceptions

*Most Passes Intercepted*  
2 by Mike Johnson, 12/10/95

## Scoring

*Most Points*  
12 by several players; most recent  
Herman Moore, 12/10/95

*Most TD's*  
2 by several players; most recent  
Herman Moore, 12/10/95

*Most FG's*  
2 by Errol Mann, 10/26/75

## Punting

*Most Punts*  
6 by Mike Black, 10/5/86

## Punt Returns

*Most Returns*  
2 by Lem Barney, 10/17/71  
by Pete Mandley, 10/5/86

*Most Yards Returned*  
36 by Pete Mandley, 10/5/86

## Kickoff Returns

*Most Returns*  
6 by Walter Stanley, 11/5/89

*Most Yards Returned*  
112 by Ken Jenkins, 11/13/83

## Longest Plays

*Rushing Play*  
30 yards by Greg Landry, 10/17/71

*Passing Play*  
771 yards by Erik Kramer-to-  
Herman Moore, 11/26/92

*Kickoff Return*  
32 by Allen Williams, 12/10/95

*Punt*  
63 yards by Herman Weaver,  
10/17/71

*Punt Return*  
28 yards by Willie Clay, 12/10/95

*Interception Return*  
281 yards by Lem Barney,  
10/17/71

*Field Goal*  
48 yards by Eddie Murray, 10/5/86

## DETROIT'S SERIES AGAINST TENNESSEE

3 Wins, 4 Losses

| DATE     | W-L | SCORE |           |   |       |
|----------|-----|-------|-----------|---|-------|
| 10-17-71 | W   | 31-7  | 11-5-89   | L | 31-35 |
| 10-26-75 | L   | 8-24  | 11-26-92* | L | 21-24 |
| 11-13-83 | L   | 17-27 | 12-10-95  | W | 24-17 |
| 10-5-86* | W   | 24-13 |           |   |       |

(\*Lions home game)

# Washington Redskins

## LIONS' ALL-TIME BESTS vs. REDSKINS

### REDSKINS '98 SCHEDULE

|       |                      |
|-------|----------------------|
| 9/6   | at New York Giants   |
| 9/14  | SAN FRANCISCO (Mon.) |
| 9/20  | at Seattle           |
| 9/27  | DENVER               |
| 10/4  | DALLAS               |
| 10/11 | at Philadelphia      |
| 10/18 | at Minnesota         |
| 10/25 | OPEN DATE            |
| 11/1  | NEW YORK GIANTS      |
| 11/8  | at Arizona           |
| 11/15 | PHILADELPHIA         |
| 11/22 | ARIZONA              |
| 11/29 | at Oakland           |
| 12/6  | SAN DIEGO            |
| 12/13 | at Carolina          |
| 12/19 | TAMPA BAY (Sat.)     |
| 12/27 | at Dallas            |

### 1997 RESULTS (8-7-1)

|                     |                      |
|---------------------|----------------------|
| <b>PHILADELPHIA</b> | <b>L, 14-17</b>      |
| at Carolina         | W, 24-10             |
| at Pittsburgh       | L, 13-14             |
| <b>ARIZONA</b>      | <b>W, 19-13 (OT)</b> |
| <b>JACKSONVILLE</b> | <b>W, 24-12</b>      |
| at Philadelphia     | L, 10-24             |
| <b>DALLAS</b>       | <b>W, 21-16</b>      |
| at Tennessee        | L, 14-28             |
| <b>BALTIMORE</b>    | <b>L, 17-20</b>      |
| at Chicago          | W, 31-8              |
| <b>DETROIT</b>      | <b>W, 30-7</b>       |
| at Dallas           | L, 14-17             |
| <b>NY GIANTS</b>    | <b>T, 7-7 (OT)</b>   |
| <b>ST. LOUIS</b>    | <b>L, 20-23</b>      |
| at Arizona          | W, 38-28             |
| at NY Giants        | L, 10-30             |
| <b>PHILADELPHIA</b> | <b>W, 35-32</b>      |

### PUBLIC RELATIONS

Mike McCall/Chris Helein/  
Scott McKeen/Reggie Saunders  
21300 Redskin Park Drive  
Ashburn, VA 22011  
(703) 478-8900

### Rushing

*Most Carries*  
22 by Joe Don Looney, 10/3/65  
21 by Billy Sims, 11/8/81

### *Most Yards Gained*

159 by Billy Sims, 11/8/81  
105 by Barry Sanders, 11/9/97  
104 by Barry Sanders, 11/4/90

### *Most Rushing TD's*

2 by Billy Sims, 11/8/81

### Passing

*Most Attempts*  
50 by Scott Mitchell, 10/22/95#

### *Most Completions*

30 by Scott Mitchell, 10/22/95

### *Most Yards Gained*

327 by Scott Mitchell, 10/22/95  
310 by Bobby Layne, 9/30/51

### *Most Passes Had Intercepted*

4 by Bobby Layne, 11/11/56  
by Milt Plum, 10/3/65  
by Chuck Long, 11/15/67

### *Most TD Passes*

3 by Scott Mitchell, 10/22/95

### Receiving

*Most Passes Received*  
10 by Bill Swiacki, 9/30/51  
by Charlie Sanders, 12/15/68  
by Herman Moore, 10/22/95

### *Most Yards Gained*

156 by Fred Scott, 11/8/81  
150 by Leonard Thompson, 1/8/83\*  
133 by Charlie Sanders, 12/15/68  
121 by Bill Swiak, 9/30/51  
115 by Brett Perriman, 10/22/95

### *Most Receiving TD's*

1 by several players, most recent  
Herman Moore and Brett  
Perriman, 10/22/95

### Interceptions

*Most Passes Intercepted*  
1 by several players, most recent  
Bennie Blades, William White  
and Melvin Jenkins, 9/20/92

### Scoring

*Most Points*  
13 by Benny Ricardo, 10/8/78

### *Most TD's*

2 by Billy Sims, 11/8/81

### *Most FG's*

4 by Benny Ricardo, 10/8/78  
3 by Jason Hanson, 10/22/95

### Punting

*Most Punts*  
10 by Herman Weaver, 10/17/76

### Punt Returns

*Most Returns*  
6 by Alvin Hall, 11/11/84

### *Most Yards Returned*

69 by Glyn Milburn, 11/9/97

### Kickoff Returns

*Most Returns*  
6 by Alvin Hall, 11/8/81  
by Alvin Hall, 1/8/83\*

### *Most Yards Returned*

134 by Mel Gray, 1/12/92\*

### Longest Plays

*Rushing Play*  
52 yards by Horace King, 10/8/78  
511 yards by Barry Sanders,  
11/9/97

### *Kickoff Return*

55 yards by Mel Gray, 1/12/92\*  
51 by Ron Rivers, 10/22/95

### Punt

69 yards by Pat Studstill, 10/3/65

### Punt Return

43 yards by Ken Jenkins, 10/23/83

### Passing Play

70 yards by Bobby Layne-to-James  
Doran, 11/11/56

### Field Goal

52 yards by Jason Hanson, 9/20/92

\* Post-season Game

# Lions' record


## DETROIT'S SERIES AGAINST WASHINGTON

8 Wins, 24 Losses

| DATE      | W-L | SCORE | 10-6-46   | L | 16-17 | 9-9-79*  | L     | 24-27 | POST-SEASON (0-2)         |     |       |
|-----------|-----|-------|-----------|---|-------|----------|-------|-------|---------------------------|-----|-------|
| 11-20-32* | W   | 10-0  | 11-16-47* | W | 38-21 | 11-8-81  | L     | 31-33 | DATE                      | W-L | SCORE |
| 10-15-33  | W   | 13-0  | 11-14-48  | L | 21-46 | 10-23-83 | L     | 17-38 | 1-8-83                    | L   | 7-31  |
| 10-17-34* | W   | 24-0  | 9-30-51*  | W | 35-17 | 11-11-84 | L     | 14-28 | 1-12-92#                  | L   | 10-41 |
| 10-13-35  | W   | 17-7  | 11-11-56  | L | 17-18 | 10-13-85 | L     | 3-24  |                           |     |       |
| 10-30-35* | W   | 14-0  | 10-3-65*  | W | 14-10 | 11-15-87 | L     | 13-20 | (# NFC Championship Game) |     |       |
| 10-16-38* | L   | 5-7   | 12-15-68  | L | 3-14  | 11-4-90* | L(OT) | 38-41 | (*Lions home game)        |     |       |
| 11-26-39  | L   | 7-31  | 10-11-70  | L | 10-31 | 9-1-91   | L     | 0-45  |                           |     |       |
| 10-27-40* | L   | 14-20 | 11-22-73* | L | 0-20  | 9-20-92  | L     | 10-13 |                           |     |       |
| 11-29-42* | L   | 3-15  | 10-17-76  | L | 7-20  | 10-22-95 | L(OT) | 30-36 |                           |     |       |
| 11-14-43  | L   | 20-42 | 10-8-78*  | L | 19-21 | 11-9-97  | L     | 7-30  |                           |     |       |

## SERIES NOTES: DETROIT vs. WASHINGTON

- The Lions have never won a game in the Washington D.C. area, owning an 0-17 record vs. the Redskins either at RFK Stadium (0-16) or the new Jack Kent Cooke Stadium, where the Lions lost to Washington, 30-7, in 1997.
- Overall, Washington has won 16 straight regular season games against the Lions, dating back to a 14-10 Detroit win at Tiger Stadium on Oct. 3, 1965.
- The last time the Lions defeated the Redskins away from Michigan was Oct. 13, 1935.
- The two teams have met twice in the playoffs, with the most recent game coming in the 1991 NFC Championship Game at RFK Stadium. The Redskins claimed a 41-10 win en route to winning Super Bowl XXVI two weeks later. The first post-season game between the two clubs was also played in RFK Stadium, on Jan. 8, 1983, with the Redskins coming away with a 31-7 win. Washington went on to play the Super Bowl that year as well.
- Including post-season games, 10 of the last 11 contests between the two teams have been played away from Detroit — either at RFK Stadium or Jack Kent Cooke Stadium.
- The Lions held a 3-0-0 mark against the Redskins when they played in Boston, including two victories in 1935 en route to the NFL Championship.



# Year-By-Year Results

# Lions' Pre-Season Results

## 1949 (3-2-0)

|                                 |   |       |
|---------------------------------|---|-------|
| vs. NY Bulldogs at Hershey      | W | 21-10 |
| vs. Washington at Denver        | L | 7-31  |
| vs. Philadelphia at New Orleans | L | 14-45 |
| vs. Pittsburgh at Roanoke       | W | 41-21 |
| vs. NY Giants at Minneapolis    | W | 21-6  |

## 1950 (2-3-0)

|                                 |   |       |
|---------------------------------|---|-------|
| at Pittsburgh                   | L | 14-17 |
| vs. Cleveland at Akron          | L | 14-35 |
| vs. Washington at Dallas        | L | 24-28 |
| vs. Philadelphia at Little Rock | W | 49-24 |
| vs. Chicago Cards at Birmingham | W | 24-16 |

## 1951 (4-1-1)

|                                  |   |       |
|----------------------------------|---|-------|
| vs. NY Giants at Dallas          | W | 31-21 |
| vs. Philadelphia at Shreveport   | T | 17-17 |
| vs. Washington at Amarillo       | L | 7-10  |
| CLEVELAND                        | W | 21-20 |
| vs. Chicago Cards at San Antonio | W | 21-7  |
| vs. NY Yanks at Houston          | W | 28-14 |

## 1952 (6-0-0)

|                                 |   |       |
|---------------------------------|---|-------|
| vs. Chicago Cards at Amarillo   | W | 28-13 |
| vs. Philadelphia at Little Rock | W | 7-3   |
| NY GIANTS                       | W | 33-17 |
| vs. Cleveland at Syracuse       | W | 28-21 |
| at Dallas                       | W | 21-14 |
| vs. Washington at Norman        | W | 45-7  |

## 1953 (4-1-1)

|                            |   |       |
|----------------------------|---|-------|
| vs. All-Stars at Chicago   | W | 24-10 |
| vs. Pittsburgh at Syracuse | W | 16-13 |
| vs. NY Giants at Dallas    | W | 38-7  |
| CLEVELAND                  | T | 24-24 |
| vs. Washington at Buffalo  | W | 31-7  |
| at Philadelphia            | L | 17-28 |

## 1954 (6-0-0)

|                           |   |       |
|---------------------------|---|-------|
| vs. All-Stars at Chicago  | W | 31-6  |
| at Philadelphia           | W | 17-14 |
| WASHINGTON                | W | 37-7  |
| vs. NY Giants at Norman   | W | 28-13 |
| vs. Cleveland at Dallas   | W | 56-31 |
| vs. Pittsburgh at Buffalo | W | 42-14 |

## 1955 (4-2-0)

|                                |   |       |
|--------------------------------|---|-------|
| vs. Philadelphia at Dallas     | L | 8-14  |
| vs. Washington at Mobile       | W | 17-14 |
| vs. Chicago Cards at St. Louis | L | 16-17 |
| vs. Pittsburgh at Miami        | W | 24-0  |
| at Cleveland                   | W | 19-3  |
| NY GIANTS                      | W | 27-17 |

## 1956 (4-2-0)

|                             |   |       |
|-----------------------------|---|-------|
| vs. Pittsburgh at Toledo    | W | 20-15 |
| vs. Chicago Cards at Mobile | L | 17-20 |
| vs. Philadelphia at Miami   | W | 31-14 |
| CLEVELAND                   | W | 17-0  |
| vs. Cleveland at Akron      | W | 31-14 |
| vs. Washington at Buffalo   | L | 17-19 |

## 1957 (3-3-0)

|                              |   |       |
|------------------------------|---|-------|
| CLEVELAND                    | W | 20-10 |
| vs. Philadelphia at Toledo   | W | 34-27 |
| vs. Washington at Birmingham | W | 31-14 |
| vs. Pittsburgh at Buffalo    | L | 14-20 |
| at Cleveland                 | L | 7-23  |
| NY GIANTS                    | L | 0-17  |

## 1958 (3-3-0)

|                             |   |       |
|-----------------------------|---|-------|
| vs. All-Stars at Chicago    | L | 19-35 |
| CLEVELAND                   | W | 17-7  |
| NY GIANTS                   | W | 24-17 |
| vs. Chicago Bears at Dallas | W | 24-17 |
| vs. Philadelphia at Norman  | L | 24-31 |
| at Cleveland                | L | 7-41  |

## 1959 (4-2-1)

|                             |   |       |
|-----------------------------|---|-------|
| vs. Los Angeles at Boulder  | T | 20-20 |
| vs. Chicago Cards at Norman | L | 19-21 |
| vs. Cleveland at Akron      | W | 9-3   |
| NY GIANTS                   | L | 0-38  |
| vs. Philadelphia at Toledo  | W | 35-24 |
| CLEVELAND                   | W | 31-28 |
| WASHINGTON                  | W | 31-14 |

## 1960 (2-3-1)

|                            |   |       |
|----------------------------|---|-------|
| CLEVELAND                  | L | 14-28 |
| vs. St. Louis at Toledo    | W | 24-21 |
| PITTSBURGH                 | W | 13-7  |
| vs. Philadelphia at Norman | L | 10-40 |
| vs. NY Giants at New Haven | T | 16-16 |
| at Cleveland               | L | 10-14 |

## 1961 (4-1-0)

|               |   |       |
|---------------|---|-------|
| CLEVELAND     | W | 35-7  |
| at Pittsburgh | W | 17-14 |
| PHILADELPHIA  | L | 14-23 |
| ST. LOUIS     | W | 20-7  |
| at Cleveland  | W | 35-17 |

## 1962 (4-1-0)

|                         |   |       |
|-------------------------|---|-------|
| CLEVELAND               | L | 14-17 |
| vs. Dallas at Cleveland | W | 35-24 |
| PITTSBURGH              | W | 26-20 |
| vs. St. Louis at Omaha  | W | 19-14 |
| at St. Louis            | W | 14-0  |

**1963 (2-3-0)**

|                           |   |       |
|---------------------------|---|-------|
| CLEVELAND                 | W | 24-10 |
| vs. New York at Cleveland | L | 21-24 |
| vs. St. Louis at Omaha    | W | 22-17 |
| PITTSBURGH                | L | 7-22  |
| vs. Dallas at New Orleans | L | 17-27 |

**1964 (3-1-1)**

|                             |   |       |
|-----------------------------|---|-------|
| vs. Washington at Charlotte | W | 28-27 |
| BALTIMORE                   | T | 28-28 |
| at Philadelphia             | W | 17-13 |
| CLEVELAND                   | L | 14-35 |
| vs. New York at Cleveland   | W | 24-10 |

**1965 (1-4-0)**

|                           |   |       |
|---------------------------|---|-------|
| at Philadelphia           | L | 17-20 |
| BALTIMORE                 | L | 3-23  |
| CLEVELAND                 | L | 14-28 |
| vs. New York at Cleveland | W | 25-21 |
| vs. Washington at Canton  | L | 3-20  |

**1966 (0-4-1)**

|                              |   |       |
|------------------------------|---|-------|
| vs. Minnesota at New Orleans | T | 6-6   |
| ST. LOUIS                    | L | 14-28 |
| vs. New York at New Haven    | L | 7-17  |
| vs. Dallas at Tulsa          | L | 10-20 |
| BALTIMORE                    | L | 0-20  |

**1967 (3-2-0)**

|              |   |       |
|--------------|---|-------|
| at Denver    | L | 7-13  |
| BUFFALO      | W | 19-17 |
| at San Diego | W | 38-17 |
| BALTIMORE    | L | 5-14  |
| at St. Louis | W | 21-7  |

**1968 (2-3-0)**

|                                |   |       |
|--------------------------------|---|-------|
| at Buffalo                     | L | 9-13  |
| at Philadelphia                | W | 20-3  |
| BALTIMORE                      | W | 14-7  |
| at Washington                  | L | 10-16 |
| vs. New York Jets at Cleveland | L | 6-9   |

**1969 (5-1-0)**

|                             |   |       |
|-----------------------------|---|-------|
| at Kansas City              | L | 13-38 |
| BUFFALO                     | W | 24-12 |
| vs. Boston at Montreal      | W | 22-9  |
| vs. Washington at Tampa     | W | 21-20 |
| vs. Philadelphia at Raleigh | W | 23-21 |
| NEW ORLEANS                 | W | 42-7  |

**1970 (4-2-0)**

|                          |   |       |
|--------------------------|---|-------|
| KANSAS CITY              | L | 17-30 |
| at Buffalo               | W | 22-6  |
| at New Orleans           | W | 31-17 |
| PHILADELPHIA             | W | 31-7  |
| vs. Baltimore at Raleigh | L | 14-20 |
| at Cincinnati            | W | 31-14 |

**1971 (3-3-0)**

|                            |   |       |
|----------------------------|---|-------|
| vs. New York Jets at Tampa | W | 28-24 |
| CINCINNATI                 | L | 24-31 |
| vs. Baltimore at Ann Arbor | W | 23-20 |
| at Miami                   | L | 24-28 |
| BUFFALO                    | L | 17-31 |
| at Philadelphia            | W | 49-10 |

**1972 (4-2-0)**

|                            |   |       |
|----------------------------|---|-------|
| MIAMI                      | W | 31-23 |
| at Cincinnati              | L | 28-30 |
| vs. Cleveland at Ann Arbor | W | 34-7  |
| WASHINGTON                 | W | 23-10 |
| vs. Baltimore at Tampa     | W | 24-17 |
| at New England             | L | 30-34 |

**1973 (4-2-0)**

|                          |   |       |
|--------------------------|---|-------|
| at Washington            | W | 17-14 |
| at Kansas City           | W | 17-16 |
| vs. Baltimore at Memphis | L | 28-32 |
| CINCINNATI               | L | 10-17 |
| at Cleveland             | W | 16-13 |
| NEW ENGLAND              | W | 34-21 |

**1974 (2-4-0)**

|                |   |       |
|----------------|---|-------|
| at Kansas City | L | 12-20 |
| at Baltimore   | W | 6-3   |
| OAKLAND        | L | 10-41 |
| at Cincinnati  | L | 14-27 |
| at Buffalo     | L | 7-28  |
| CLEVELAND      | W | 21-7  |

**1975 (2-4-0)**

|                         |   |       |
|-------------------------|---|-------|
| vs. Oakland at Berkeley | L | 0-34  |
| at Miami                | L | 14-20 |
| KANSAS CITY             | W | 27-24 |
| at Washington           | L | 13-34 |
| CINCINNATI              | L | 14-22 |
| at Cleveland            | W | 27-24 |

**1976 (3-4-0)**

|                       |   |       |
|-----------------------|---|-------|
| vs. Denver at Canton  | L | 7-10  |
| BUFFALO               | W | 20-17 |
| MIAMI                 | L | 21-30 |
| at Cincinnati         | L | 14-26 |
| vs. Dallas at Memphis | L | 16-36 |
| at Kansas City        | W | 23-21 |
| BALTIMORE             | W | 24-9  |

**1977 (3-3-0)**

|              |   |       |
|--------------|---|-------|
| KANSAS CITY  | W | 17-0  |
| at Buffalo   | L | 10-17 |
| CINCINNATI   | L | 13-17 |
| at Seattle   | W | 16-14 |
| at Baltimore | L | 10-21 |
| CLEVELAND    | W | 24-20 |

|               |                     |       |  |               |                     |            |  |
|---------------|---------------------|-------|--|---------------|---------------------|------------|--|
|               | <b>1978 (2-2-0)</b> |       |  |               | <b>1988 (0-4-0)</b> |            |  |
| BUFFALO       | W                   | 28-20 |  | at Cleveland  | L                   | 10-13      |  |
| at Cincinnati | W                   | 14-10 |  | SEATTLE       | L                   | 13-16 (OT) |  |
| at Cleveland  | L                   | 10-14 |  | at Cincinnati | L                   | 7-24       |  |
| BALTIMORE     | L                   | 7-13  |  | PHILADELPHIA  | L                   | 9-27       |  |

|              |                     |       |  |              |                     |       |  |
|--------------|---------------------|-------|--|--------------|---------------------|-------|--|
|              | <b>1979 (2-2-0)</b> |       |  |              | <b>1989 (0-4-0)</b> |       |  |
| CINCINNATI   | L                   | 28-40 |  | CLEVELAND    | L                   | 24-25 |  |
| at Buffalo   | W                   | 34-13 |  | CINCINNATI   | L                   | 3-35  |  |
| CLEVELAND    | W                   | 21-10 |  | at Seattle   | L                   | 7-13  |  |
| at Baltimore | L                   | 7-17  |  | at L.A. Rams | L                   | 14-24 |  |

|               |                     |       |  |               |                     |       |  |
|---------------|---------------------|-------|--|---------------|---------------------|-------|--|
|               | <b>1980 (3-1-0)</b> |       |  |               | <b>1990 (4-0-0)</b> |       |  |
| at Miami      | L                   | 7-17  |  | at Houston    | W                   | 34-10 |  |
| BUFFALO       | W                   | 24-17 |  | BUFFALO       | W                   | 24-13 |  |
| NEW ORLEANS   | W                   | 40-17 |  | KANSAS CITY   | W                   | 35-21 |  |
| at Cincinnati | W                   | 15-10 |  | at Cincinnati | W                   | 26-24 |  |

|                |                     |            |  |                           |                     |       |  |
|----------------|---------------------|------------|--|---------------------------|---------------------|-------|--|
|                | <b>1981 (1-3-0)</b> |            |  |                           | <b>1991 (2-3-0)</b> |       |  |
| at Buffalo     | W                   | 21-14      |  | vs Denver at Canton, Ohio | W                   | 14-3  |  |
| CINCINNATI     | L                   | 20-30      |  | CINCINNATI                | W                   | 24-20 |  |
| MIAMI          | L                   | 27-31      |  | at Buffalo                | L                   | 16-21 |  |
| at New Orleans | L                   | 17-20 (OT) |  | at Kansas City            | L                   | 14-38 |  |
|                |                     |            |  | PITTSBURGH                | L                   | 3-16  |  |

|               |                     |       |  |               |                     |       |  |
|---------------|---------------------|-------|--|---------------|---------------------|-------|--|
|               | <b>1982 (2-2-0)</b> |       |  |               | <b>1992 (1-4-0)</b> |       |  |
| CLEVELAND     | L                   | 16-17 |  | HOUSTON       | L                   | 7-17  |  |
| OAKLAND       | W                   | 30-16 |  | at Buffalo    | L                   | 24-30 |  |
| at Cincinnati | W                   | 27-23 |  | NEW ENGLAND   | W                   | 42-9  |  |
| at Buffalo    | L                   | 10-13 |  | at Cincinnati | L                   | 17-34 |  |

|                 |                     |       |  |                              |                     |       |  |
|-----------------|---------------------|-------|--|------------------------------|---------------------|-------|--|
|                 | <b>1983 (2-2-0)</b> |       |  |                              | <b>1993 (4-0-1)</b> |       |  |
| at Philadelphia | L                   | 17-21 |  | BUFFALO                      | W                   | 14-7  |  |
| at Kansas City  | W                   | 17-13 |  | vs Dallas at London, England | T                   | 13-13 |  |
| BUFFALO         | L                   | 16-17 |  | at Houston                   | W                   | 24-20 |  |
| CINCINNATI      | W                   | 34-7  |  | CINCINNATI                   | W                   | 30-7  |  |
|                 |                     |       |  | at New Orleans               | W                   | 17-16 |  |

|               |                     |       |  |               |                     |       |  |
|---------------|---------------------|-------|--|---------------|---------------------|-------|--|
|               | <b>1984 (2-2-0)</b> |       |  |               | <b>1994 (2-2-0)</b> |       |  |
| PHILADELPHIA  | W                   | 17-14 |  | NEW YORK JETS | W                   | 26-13 |  |
| SEATTLE       | L                   | 24-28 |  | at Cleveland  | L                   | 7-16  |  |
| at Buffalo    | W                   | 17-12 |  | ARIZONA       | W                   | 24-16 |  |
| at Cincinnati | L                   | 14-35 |  | at Cincinnati | L                   | 14-38 |  |

|                 |                     |       |  |                |                     |       |  |
|-----------------|---------------------|-------|--|----------------|---------------------|-------|--|
|                 | <b>1985 (1-2-1)</b> |       |  |                | <b>1995 (3-1-0)</b> |       |  |
| BUFFALO         | T                   | 10-10 |  | at New England | W                   | 30-17 |  |
| at Seattle      | L                   | 3-28  |  | JACKSONVILLE   | W                   | 19-3  |  |
| CINCINNATI      | W                   | 31-17 |  | CINCINNATI     | W                   | 20-13 |  |
| at Philadelphia | L                   | 16-20 |  | at New Orleans | L                   | 10-24 |  |

|                 |                     |       |  |               |                     |       |  |
|-----------------|---------------------|-------|--|---------------|---------------------|-------|--|
|                 | <b>1986 (2-2-0)</b> |       |  |               | <b>1996 (3-1-0)</b> |       |  |
| PHILADELPHIA    | L                   | 9-17  |  | NEW ORLEANS   | L                   | 22-23 |  |
| SEATTLE         | W                   | 30-27 |  | WASHINGTON    | W                   | 34-25 |  |
| at Indianapolis | L                   | 13-20 |  | at Houston    | W                   | 34-23 |  |
| at Cincinnati   | W                   | 30-20 |  | at Cincinnati | W                   | 24-17 |  |

|                 |                     |       |  |                 |                     |       |  |
|-----------------|---------------------|-------|--|-----------------|---------------------|-------|--|
|                 | <b>1987 (2-2-0)</b> |       |  |                 | <b>1997 (1-3-0)</b> |       |  |
| INDIANAPOLIS    | L                   | 19-22 |  | ATLANTA         | W                   | 20-17 |  |
| CINCINNATI      | W                   | 23-9  |  | CINCINNATI      | L                   | 20-13 |  |
| at Seattle      | L                   | 10-38 |  | at Pittsburgh   | L                   | 23-27 |  |
| at Philadelphia | W                   | 36-3  |  | at Indianapolis | L                   | 3-16  |  |

# Year-By-Year Results

OT Overtime \*HOME GAME (M) Milwaukee # Silverdome sellout



Detroit's first team - The 1934 Lions

## 1 9 3 4

### TEAM STATISTICS

|               | Detroit | (Avg.) | Opp. | (Avg.) |
|---------------|---------|--------|------|--------|
| TOTAL YARDS   | 3510    | 270.0  | 1960 | 150.8  |
| RUSHING YARDS | 2763    | 212.5  |      |        |
| PASSING YARDS | 747     | 57.5   |      |        |
| POINTS SCORED | 238     | 18.3   | 59   | 4.5    |

### LION LEADERS

**RUSHING** Dutch Clark - 122 att. - 763 yards  
**PASSING** Dutch Clark - 49 att. - 23 comp. - 383 yards  
**RECEIVING** Harry Ebding - 9 rec. - 257 yards  
**SCORING** Dutch Clark - 73 points (8 TD's, 4 FG's, 13 PAT's)

### HONOR ROLL

**ALL-LEAGUE** George Christensen (T), Earl "Dutch" Clark (QB)

### 1934 RESULTS (10-3-0) 2nd

| George "Potsy" Clark, Coach |                |         |       |       |
|-----------------------------|----------------|---------|-------|-------|
| Date                        | Opponent       | Crowd   | W-L-T | Score |
| 9-23                        | New York       | 12,000* | W     | 9-0   |
| 9-30                        | Cardinals      | 18,000  | W     | 6-0   |
| 10-7                        | Green Bay      | 7,500   | W     | 3-0   |
| 10-14                       | Philadelphia   | 9,860   | W     | 10-0  |
| 10-17                       | Boston         | 12,000* | W     | 24-0  |
| 10-22                       | Brooklyn       | 11,000* | W     | 28-0  |
| 10-28                       | Cin.-St. Louis | 4,800   | W     | 38-0  |
| 11-4                        | Pittsburgh     | 6,000*  | W     | 40-7  |
| 11-11                       | Cardinals      | 11,000* | W     | 17-13 |
| 11-18                       | Cin.-St. Louis | 15,000* | W     | 40-7  |
| 11-25                       | Green Bay      | 12,000* | L     | 0-3   |
| 11-29                       | Chicago        | 26,000* | L     | 16-19 |
| 12-2                        | Chicago        | 34,412  | L     | 7-10  |

### 1934 NFL STANDINGS

#### Western Division

|                   | W  | L  | T | Pct.  |
|-------------------|----|----|---|-------|
| Chicago Bears     | 13 | 0  | 0 | 1.000 |
| DETROIT           | 10 | 3  | 0 | .769  |
| Green Bay         | 7  | 6  | 0 | .538  |
| Chicago Cardinals | 5  | 8  | 0 | .454  |
| St. Louis         | 1  | 10 | 0 | .090  |

#### Eastern Division

|              | W | L  | T | Pct. |
|--------------|---|----|---|------|
| New York     | 8 | 5  | 0 | .615 |
| Boston       | 6 | 6  | 0 | .500 |
| Brooklyn     | 4 | 7  | 0 | .363 |
| Philadelphia | 4 | 7  | 0 | .363 |
| Pittsburgh   | 2 | 10 | 0 | .166 |

New York defeated Bears, 30-13, for World Championship.

IN 1934: The Dionne sisters, the first quintuplets to survive beyond infancy, were born in Canada.

1 9 3 5

TEAM STATISTICS

|               | Detroit | (Avg.) | Opp. | (Avg.) |
|---------------|---------|--------|------|--------|
| TOTAL YARDS   | 2756    | 229.7  | 2023 | 168.6  |
| RUSHING YARDS | 1773    | 147.8  |      |        |
| PASSING YARDS | 920     | 76.7   |      |        |
| POINTS SCORED | 191     | 15.9   | 111  | 9.3    |

LION LEADERS

RUSHING Ernie Caddel - 87 att. - 450 yards  
 PASSING Bill Shepherd - 64 att. - 28 comp. - 417 yards  
 RECEIVING Ernie Caddel - 10 rec. - 171 yards  
 SCORING Dutch Clark - 55 points (6 TD's, 1 FG, 16 PAT's)

HONOR ROLL

ALL-LEAGUE Ernie Caddel (G), Earl "Dutch" Clark (QB)

1935 RESULTS (7-3-2) 1st

George "Potsy" Clark, Coach

| Date  | Opponent      | Crowd   | W-L-T | Score |
|-------|---------------|---------|-------|-------|
| 9-20  | Philadelphia  | 12,000* | W     | 35-0  |
| 9-29  | Cardinals     | 8,200*  | T     | 10-10 |
| 10-6  | Brooklyn      | 12,000  | L     | 10-12 |
| 10-13 | Boston        | 18,737  | W     | 17-7  |
| 10-20 | Green Bay (M) | 9,500   | L     | 9-13  |
| 10-30 | Boston        | 17,000* | W     | 14-0  |
| 11-3  | Cardinals     | 5,000   | W     | 7-6   |
| 11-10 | Green Bay     | 1,200   | L     | 7-31  |
| 11-17 | Green Bay     | 12,000* | W     | 20-10 |
| 11-24 | Chicago       | 14,624  | T     | 20-20 |
| 11-28 | Chicago       | 18,000* | W     | 14-2  |
| 12-1  | Brooklyn      | 15,000* | W     | 28-0  |

World Championship

|       |          |         |   |      |
|-------|----------|---------|---|------|
| 12-15 | New York | 15,000* | W | 26-7 |
|-------|----------|---------|---|------|

1935 NFL STANDINGS

Western Division

|                   | W | L | T | Pct. |
|-------------------|---|---|---|------|
| DETROIT           | 7 | 3 | 2 | .700 |
| Green Bay         | 8 | 4 | 0 | .666 |
| Chicago Cardinals | 6 | 4 | 2 | .600 |
| Chicago Bears     | 6 | 4 | 2 | .600 |

Eastern Division

|               | W | L | T | Pct. |
|---------------|---|---|---|------|
| New York      | 9 | 3 | 0 | .750 |
| Brooklyn      | 5 | 6 | 1 | .454 |
| Pittsburgh    | 4 | 8 | 0 | .333 |
| Boston*       | 2 | 8 | 1 | .200 |
| Philadelphia* | 2 | 9 | 0 | .181 |

DETROIT defeated New York, 26-7, for World Championship. \*One game canceled.

IN 1935: President Roosevelt opens second phase of New Deal, calling for social security, better housing, equitable taxation and farm assistance.

1 9 3 6

TEAM STATISTICS

|               | Detroit | (Avg.) | Opp. | (Avg.) |
|---------------|---------|--------|------|--------|
| TOTAL YARDS   | 3703    | 308.6  | 2489 | 207.4  |
| RUSHING YARDS | 2885    | 240.4  |      |        |
| PASSING YARDS | 818     | 68.2   |      |        |
| POINTS SCORED | 235     | 19.6   | 102  | 8.5    |

LION LEADERS

RUSHING Ernie Caddel - 87 att. - 450 yards  
 PASSING Dutch Clark - 71 att. - 38 comp. - 467 yards  
 RECEIVING Ernie Caddel - 19 rec. - 150 yards  
 SCORING Dutch Clark - 73 points (7 TD's, 4 FG's, 19 PAT's)

HONOR ROLL

ALL-LEAGUE Earl "Dutch" Clark (QB), Ox Emerson (G)

1936 RESULTS (8-4-0) 3rd

George "Potsy" Clark, Coach

| Date  | Opponent     | Crowd   | W-L-T | Score |
|-------|--------------|---------|-------|-------|
| 9-27  | Cardinals    | 15,000* | W     | 39-0  |
| 10-11 | Philadelphia | 15,000  | W     | 23-0  |
| 10-14 | Brooklyn     | 8,000   | W     | 14-7  |
| 10-18 | Green Bay    | 13,500  | L     | 18-20 |
| 10-25 | Chicago      | 27,424  | L     | 10-12 |
| 11-1  | New York     | 25,000  | L     | 7-14  |
| 11-8  | Pittsburgh   | 20,000* | W     | 26-3  |
| 11-15 | New York     | 20,000* | W     | 38-0  |
| 11-22 | Cardinals    | 7,579   | W     | 14-7  |
| 11-26 | Chicago      | 22,000* | W     | 13-7  |
| 11-29 | Green Bay    | 22,000* | L     | 17-26 |
| 12-6  | Brooklyn     | 10,000* | W     | 14-6  |

1936 NFL STANDINGS

Western Division

|                   | W  | L | T | Pct. |
|-------------------|----|---|---|------|
| Green Bay         | 10 | 1 | 1 | .909 |
| Chicago Bears     | 9  | 3 | 0 | .750 |
| DETROIT           | 8  | 4 | 0 | .666 |
| Chicago Cardinals | 3  | 8 | 1 | .272 |

Eastern Division

|              | W | L  | T | Pct. |
|--------------|---|----|---|------|
| Boston       | 7 | 5  | 0 | .583 |
| Pittsburgh   | 6 | 6  | 0 | .500 |
| New York     | 5 | 6  | 1 | .455 |
| Brooklyn     | 3 | 8  | 1 | .273 |
| Philadelphia | 1 | 11 | 0 | .064 |

Green Bay defeated Boston, 21-6, for World Championship.

IN 1936: American Eugene O'Neill wins the Nobel Prize for Literature.

# 1937

## TEAM STATISTICS

|               | Detroit | (Avg.) | Opp. | (Avg.) |
|---------------|---------|--------|------|--------|
| TOTAL YARDS   | 2707    | 246.1  | 2102 | 191.1  |
| RUSHING YARDS | 2074    | 188.5  |      |        |
| PASSING YARDS | 633     | 57.5   |      |        |
| POINTS SCORED | 180     | 16.4   | 105  | 9.5    |

## LION LEADERS

**RUSHING** Dutch Clark - 96 att. - 468 yards  
**PASSING** Bill Shepherd - 46 att. - 19 comp. - 297 yards  
**RECEIVING** Ernie Caddel - 9 rec. - 80 yards  
**SCORING** Dutch Clark - 45 points (6 TD's, 1 FG, 6 PAT's)

## HONOR ROLL

ALL-LEAGUE Earl "Dutch" Clark (QB)

## 1937 RESULTS (7-4-0) 3rd

| Date                      | Opponent   | Crowd   | W-L-T | Score |
|---------------------------|------------|---------|-------|-------|
| Earl "Dutch" Clark, Coach |            |         |       |       |
| 9-10                      | Cleveland  | 24,800  | W     | 28-0  |
| 9-19                      | Cardinals  | 17,000* | W     | 16-7  |
| 10-3                      | Green Bay  | 17,553  | L     | 6-26  |
| 10-10                     | Pittsburgh | 16,000* | W     | 7-3   |
| 10-17                     | Brooklyn   | 18,000* | W     | 30-0  |
| 10-24                     | Chicago    | 34,530  | L     | 20-28 |
| 10-31                     | Green Bay  | 23,000* | L     | 13-14 |
| 11-7                      | Cleveland  | 15,500* | W     | 27-7  |
| 11-14                     | New York   | 35,000  | W     | 17-0  |
| 11-21                     | Cardinals  | 8,576   | W     | 16-7  |
| 11-25                     | Chicago    | 24,173* | L     | 0-13  |

## 1937 NFL STANDINGS

### Western Division

|                   | W | L  | T | Pct. |
|-------------------|---|----|---|------|
| Chicago Bears     | 9 | 1  | 1 | .900 |
| Green Bay         | 7 | 4  | 0 | .636 |
| DETROIT           | 7 | 4  | 0 | .636 |
| Chicago Cardinals | 5 | 5  | 1 | .500 |
| Cleveland         | 1 | 10 | 0 | .091 |

### Eastern Division

|              | W | L | T | Pct. |
|--------------|---|---|---|------|
| Washington   | 8 | 3 | 0 | .727 |
| New York     | 6 | 3 | 2 | .667 |
| Pittsburgh   | 4 | 7 | 0 | .364 |
| Brooklyn     | 3 | 7 | 1 | .300 |
| Philadelphia | 2 | 8 | 1 | .200 |

Washington defeated Bears, 28-21, for World Championship.

IN 1937: Amelia Earhart reported lost somewhere over the Pacific on around-the-world flight.

# 1938

## TEAM STATISTICS

|               | Detroit | (Avg.) | Opp. | (Avg.) |
|---------------|---------|--------|------|--------|
| TOTAL YARDS   | 2640    | 240.0  | 2199 | 199.9  |
| RUSHING YARDS | 1893    | 172.1  |      |        |
| PASSING YARDS | 747     | 67.9   |      |        |
| POINTS SCORED | 119     | 10.8   | 108  | 9.8    |

## LION LEADERS

**RUSHING** Bill Shepherd - 100 att. - 455 yards  
**PASSING** Vern Huffman - 85 att. - 27 comp. - 382 yards  
**RECEIVING** Lloyd Cardwell - 9 rec. - 138 yards  
**SCORING** Lloyd Cardwell - 30 points (5 TD's)

## HONOR ROLL

ALL-LEAGUE Lloyd Cardwell (HB)

## 1938 RESULTS (7-4-0) 2nd

| Date                      | Opponent     | Crowd   | W-L-T | Score |
|---------------------------|--------------|---------|-------|-------|
| Earl "Dutch" Clark, Coach |              |         |       |       |
| 9-9                       | Pittsburgh   | 17,000* | W     | 16-7  |
| 10-2                      | Cleveland    | 8,012   | L     | 17-21 |
| 10-9                      | Green Bay    | 21,968  | W     | 17-7  |
| 10-18                     | Washington   | 42,855* | L     | 5-7   |
| 10-23                     | Cardinals    | 17,917* | W     | 10-0  |
| 10-30                     | Chicago      | 24,356  | W     | 13-7  |
| 11-8                      | Cleveland    | 30,140* | W     | 6-0   |
| 11-13                     | Green Bay    | 45,139* | L     | 7-28  |
| 11-20                     | Cardinals    | 8,279   | W     | 7-3   |
| 11-24                     | Chicago      | 26,200* | W     | 14-7  |
| 12-4                      | Philadelphia | 19,000* | L     | 7-21  |

## 1938 NFL STANDINGS

### Western Division

|                   | W | L | T | Pct. |
|-------------------|---|---|---|------|
| Green Bay         | 8 | 3 | 0 | .727 |
| DETROIT           | 7 | 4 | 0 | .636 |
| Chicago Bears     | 6 | 5 | 0 | .545 |
| Cleveland         | 4 | 7 | 0 | .364 |
| Chicago Cardinals | 2 | 9 | 0 | .162 |

### Eastern Division

|              | W | L | T | Pct. |
|--------------|---|---|---|------|
| New York     | 8 | 2 | 1 | .800 |
| Washington   | 6 | 3 | 2 | .666 |
| Brooklyn     | 4 | 4 | 3 | .500 |
| Philadelphia | 5 | 6 | 0 | .455 |
| Pittsburgh   | 2 | 9 | 0 | .182 |

New York defeated Green Bay, 23-17, for World Championship.

IN 1938: Douglas "Wrong Way" Corrigan makes trans-Atlantic flight from New York to Dublin.

1 9 3 9

**TEAM STATISTICS**

|               | Detroit | (Avg.) | Opp. | (Avg.) |
|---------------|---------|--------|------|--------|
| TOTAL YARDS   | 2905    | 264.1  | 2603 | 236.6  |
| RUSHING YARDS | 1487    | 135.2  |      |        |
| PASSING YARDS | 1357    | 123.4  |      |        |
| POINTS SCORED | 145     | 13.2   | 150  | 13.6   |

**LION LEADERS**

**RUSHING** Bill Shepherd - 85 att. - 420 yards  
**PASSING** Dwight Sloan - 102 att. - 45 comp. - 658 yards  
**RECEIVING** Monk Moscrip - 14 rec. - 176 yards  
**SCORING** Chuck Hanneman - 29 points (2 TD's, 4 FG's, 5 PAT's)

**1939 RESULTS (6-5-0) 3rd**

| Gus Henderson, Coach |            |         |       |       |
|----------------------|------------|---------|-------|-------|
| Date                 | Opponent   | Crowd   | W-L-T | Score |
| 9-10                 | Cardinals  | 15,075* | W     | 21-13 |
| 9-24                 | Brooklyn   | 15,515* | W     | 27-7  |
| 10-1                 | Cardinals  | 11,000  | W     | 17-3  |
| 10-15                | Cleveland  | 30,096* | W     | 15-7  |
| 10-22                | Green Bay  | 22,558  | L     | 7-26  |
| 10-29                | Chicago    | 30,903  | W     | 10-0  |
| 11-5                 | New York   | 47,492* | W     | 18-14 |
| 11-12                | Chicago    | 42,684* | W     | 13-23 |
| 11-19                | Cleveland  | 26,142  | L     | 3-14  |
| 11-26                | Washington | 36,183  | L     | 7-31  |
| 12-3                 | Green Bay  | 30,699* | L     | 7-12  |

**1939 NFL STANDINGS**

**Western Division**

|                   | W | L  | T | Pct. |
|-------------------|---|----|---|------|
| Green Bay         | 9 | 2  | 0 | .618 |
| Chicago Bears     | 8 | 3  | 0 | .727 |
| DETROIT           | 6 | 5  | 0 | .545 |
| Cleveland         | 5 | 5  | 1 | .500 |
| Chicago Cardinals | 1 | 10 | 0 | .091 |

**Eastern Division**

|              | W | L | T | Pct. |
|--------------|---|---|---|------|
| New York     | 9 | 1 | 1 | .900 |
| Washington   | 8 | 2 | 1 | .600 |
| Brooklyn     | 4 | 6 | 1 | .400 |
| Philadelphia | 1 | 9 | 1 | .100 |
| Pittsburgh   | 1 | 9 | 1 | .100 |

Green Bay defeated New York, 27-0, for World Championship.

IN 1939: Einstein writes FDR about feasibility of the atomic bomb.

1 9 4 0

**TEAM STATISTICS**

|               | Detroit | (Avg.) | Opp. | (Avg.) |
|---------------|---------|--------|------|--------|
| TOTAL YARDS   | 2634    | 239.5  | 2357 | 214.3  |
| RUSHING YARDS | 1457    | 132.5  |      |        |
| PASSING YARDS | 1177    | 107.0  |      |        |
| POINTS SCORED | 138     | 12.5   | 153  | 13.9   |

**LION LEADERS**

**RUSHING** Whizzer White - 146 att. - 514 yards  
**PASSING** Whizzer White - 80 att. - 35 comp. - 461 yards  
**RECEIVING** Lloyd Cardwell - 20 rec. - 349 yards  
**SCORING** Whizzer White - 32 points (5 TD's, 2 PAT's)

**HONOR ROLL**

ALL-LEAGUE: Byron "Whizzer" White (HB), John Wiethe (G)

**1940 RESULTS (5-5-1) 3rd**

| George "Potsy" Clark, Coach |              |         |       |       |
|-----------------------------|--------------|---------|-------|-------|
| Date                        | Opponent     | Crowd   | W-L-T | Score |
| 9-15                        | Cardinals    | 18,048  | T     | 0-0   |
| 9-22                        | Pittsburgh   | 15,310* | L     | 7-10  |
| 9-29                        | Cleveland    | 15,347* | W     | 6-0   |
| 10-6                        | Cardinals    | 20,619* | W     | 43-14 |
| 10-13                       | Chicago      | 34,217  | L     | 0-7   |
| 10-20                       | Green Bay    | 21,001  | W     | 23-14 |
| 10-27                       | Washington   | 28,909* | L     | 14-20 |
| 11-3                        | Cleveland    | 18,881  | L     | 0-24  |
| 11-10                       | Chicago      | 21,735* | W     | 17-14 |
| 11-17                       | Philadelphia | 6,327   | W     | 21-0  |
| 11-24                       | Green Bay    | 26,019* | L     | 7-50  |

**1940 NFL STANDINGS**

**Western Division**

|                   | W | L | T | Pct. |
|-------------------|---|---|---|------|
| Chicago Bears     | 8 | 3 | 0 | .727 |
| Green Bay         | 6 | 4 | 1 | .600 |
| DETROIT           | 5 | 5 | 1 | .500 |
| Cleveland         | 4 | 6 | 1 | .400 |
| Chicago Cardinals | 2 | 7 | 2 | .222 |

**Eastern Division**

|              | W | L  | T | Pct. |
|--------------|---|----|---|------|
| Washington   | 9 | 2  | 0 | .816 |
| Brooklyn     | 8 | 3  | 0 | .727 |
| New York     | 6 | 4  | 1 | .600 |
| Pittsburgh   | 2 | 7  | 2 | .222 |
| Philadelphia | 1 | 10 | 0 | .100 |

Bears defeated Washington, 73-0, for World Championship.

IN 1940: Franklin D. Roosevelt defeats Wendell Willkie in the U.S. Presidential election.

# 1941

## TEAM STATISTICS

|               | Detroit | (Avg.) | Opp. | (Avg.) |
|---------------|---------|--------|------|--------|
| TOTAL YARDS   | 1843    | 167.5  | 3021 | 274.6  |
| RUSHING YARDS | 975     | 88.6   |      |        |
| PASSING YARDS | 854     | 77.6   |      |        |
| POINTS SCORED | 121     | 11.0   | 195  | 17.7   |

## LION LEADERS

**RUSHING** Whizzer White - 89 att. - 238 yards  
**PASSING** Whizzer White - 62 att. - 22 comp. - 338 yards  
**RECEIVING** Bill Fisk - 9 rec. - 140 yards  
**SCORING** Whizzer White - 24 points (6 TD's)

## 1941 RESULTS (4-6-1) 3rd

| William "Bill" Edwards, Coach |              |         |       |       |
|-------------------------------|--------------|---------|-------|-------|
| Date                          | Opponent     | Crowd   | W-L-T | Score |
| 9-14                          | Green Bay    | 16,734  | L     | 0-23  |
| 9-21                          | Brooklyn     | 18,269  | L     | 7-14  |
| 9-27                          | Cardinals    | 15,458  | T     | 14-14 |
| 10-14                         | Cleveland    | 26,481* | W     | 17-7  |
| 10-19                         | Chicago      | 29,980  | L     | 0-49  |
| 10-26                         | Green Bay    | 30,269* | L     | 7-24  |
| 11-2                          | Cleveland    | 10,554  | W     | 14-0  |
| 11-9                          | New York     | 27,875  | L     | 13-20 |
| 11-16                         | Philadelphia | 16,306* | W     | 21-17 |
| 11-23                         | Chicago      | 28,657* | L     | 7-24  |
| 11-30                         | Cardinals    | 17,501* | W     | 21-3  |

## 1941 NFL STANDINGS

### Western Division

|                   | W  | L | T | Pct. |
|-------------------|----|---|---|------|
| Chicago Bears*    | 10 | 1 | 0 | .909 |
| Green Bay         | 10 | 1 | 0 | .909 |
| DETROIT           | 4  | 6 | 1 | .400 |
| Chicago Cardinals | 3  | 7 | 1 | .300 |
| Cleveland         | 2  | 9 | 0 | .182 |

### Eastern Division

|              | W | L | T | Pct. |
|--------------|---|---|---|------|
| New York     | 8 | 3 | 0 | .727 |
| Brooklyn     | 7 | 4 | 0 | .636 |
| Washington   | 6 | 5 | 0 | .545 |
| Philadelphia | 2 | 8 | 1 | .200 |
| Pittsburgh   | 1 | 9 | 1 | .100 |

\*Bears defeated Green Bay, 33-14, in divisional playoff.  
 Bears defeated New York, 37-9, for World Championship.

IN 1941: Japanese surprise attack on U.S. fleet at Pearl Harbor brings the United States into World War II.

# 1942

## TEAM STATISTICS

|               | Detroit | (Avg.) | Opp. | (Avg.) |
|---------------|---------|--------|------|--------|
| TOTAL YARDS   | 2206    | 200.5  | 3083 | 280.3  |
| RUSHING YARDS | 1261    | 114.6  |      |        |
| PASSING YARDS | 885     | 80.5   |      |        |
| POINTS SCORED | 38      | 3.5    | 263  | 23.9   |

## LION LEADERS

**RUSHING** Mickey Sanzotta - 71 att. - 268 yards  
**PASSING** Harry Hopp - 68 att. - 20 comp. - 258 yards  
**RECEIVING** Bill Fisk - 15 rec. - 177 yards  
**SCORING** Elmer Hackney - 12 points (2 TD's)

## 1942 RESULTS (0-11-0) 5th

| William "Bill" Edwards, Coach |               |         |       |       |
|-------------------------------|---------------|---------|-------|-------|
| Date                          | Opponent      | Crowd   | W-L-T | Score |
| 9-20                          | Cardinals     | 14,742  | L     | 0-13  |
| 9-27                          | Cleveland     | 14,646* | L     | 0-14  |
| 10-4                          | Brooklyn      | 12,598* | L     | 7-28  |
| John Karcis, Coach            |               |         |       |       |
| 10-11                         | Green Bay (M) | 19,500  | L     | 7-38  |
| 10-18                         | Cardinals     | 14,100* | L     | 0-7   |
| 10-25                         | Green Bay     | 19,097* | L     | 7-28  |
| 11-1                          | Chicago       | 12,205  | L     | 0-16  |
| 11-8                          | Pittsburgh    | 16,675* | L     | 7-35  |
| 11-15                         | Cleveland     | 4,029   | L     | 7-27  |
| 11-22                         | Chicago       | 17,348* | L     | 0-42  |
| 11-29                         | Washington    | 6,044*  | L     | 3-15  |

## 1942 NFL STANDINGS

### Western Division

|                   | W  | L  | T | Pct.  |
|-------------------|----|----|---|-------|
| Chicago Bears     | 11 | 0  | 0 | 1.000 |
| Green Bay         | 8  | 2  | 1 | .800  |
| Cleveland         | 5  | 6  | 0 | .455  |
| Chicago Cardinals | 3  | 8  | 0 | .273  |
| DETROIT           | 0  | 11 | 0 | .000  |

### Eastern Division

|              | W  | L | T | Pct. |
|--------------|----|---|---|------|
| Washington   | 10 | 1 | 0 | .909 |
| Pittsburgh   | 7  | 4 | 0 | .636 |
| New York     | 5  | 5 | 1 | .500 |
| Brooklyn     | 3  | 8 | 0 | .273 |
| Philadelphia | 2  | 9 | 0 | .162 |

Washington defeated Bears, 14-6, for World Championship.

1942: Enrico Fermi achieves nuclear chain reaction.

1943

TEAM STATISTICS

|               | Detroit | (Avg.) | Opp. | (Avg.) |
|---------------|---------|--------|------|--------|
| TOTAL YARDS   | 2408    | 240.8  | 2837 | 283.7  |
| RUSHING YARDS | 817     | 81.7   |      |        |
| PASSING YARDS | 1290    | 129.0  |      |        |
| POINTS SCORED | 178     | 17.8   | 238  | 23.8   |

LION LEADERS

**RUSHING** Frank Sinkwich - 93 att. - 266 yards.  
**PASSING** Frank Sinkwich - 126 att. - 50 comp. - 699 yards  
**RECEIVING** Harry Hopp - 17 rec. - 229 yards  
**SCORING** Harry Hopp - 54 points (6 TD's)

1943 RESULTS (3-6-1) 3rd

| Date  | Opponent    | Charles "Gus" Dorais, Coach |       | Score |
|-------|-------------|-----------------------------|-------|-------|
|       |             | Crowd                       | W-L-T |       |
| 9-19  | Cardinals   | 23,408*                     | W     | 35-17 |
| 9-26  | Brooklyn    | 23,768*                     | W     | 27-20 |
| 10-3  | Chicago     | 48,118*                     | L     | 21-27 |
| 10-10 | Green Bay   | 21,395                      | L     | 14-35 |
| 10-17 | Cardinals   | 15,072                      | W     | 7-0   |
| 10-24 | Green Bay   | 41,463*                     | L     | 6-27  |
| 10-31 | Chicago     | 25,187                      | L     | 14-35 |
| 11-7  | New York    | 16,992*                     | T     | 0-0   |
| 11-14 | Washington  | 35,540                      | L     | 20-42 |
| 11-21 | Phil.-Pitt. | 23,338                      | L     | 34-35 |

1943 NFL STANDINGS

Western Division

|                   | W | L  | T | Pct. |
|-------------------|---|----|---|------|
| Chicago Bears     | 8 | 1  | 1 | .899 |
| Green Bay         | 7 | 2  | 1 | .778 |
| DETROIT           | 3 | 6  | 1 | .333 |
| Chicago Cardinals | 0 | 10 | 0 | .000 |

Eastern Division

|             | W | L | T | Pct. |
|-------------|---|---|---|------|
| Washington* | 6 | 3 | 1 | .667 |
| New York    | 6 | 3 | 1 | .667 |
| Phil.-Pitt. | 5 | 4 | 1 | .555 |
| Brooklyn    | 2 | 8 | 0 | .200 |

\*Washington defeated New York, 28-0, in divisional playoff.  
 Bears defeated Washington, 41-21, for World Championship.

IN 1943: "Oklahoma" opens on Broadway, beginning a run of 2,377 performances.

1944

TEAM STATISTICS

|               | Detroit | (Avg.) | Opp. | (Avg.) |
|---------------|---------|--------|------|--------|
| TOTAL YARDS   | 2655    | 265.5  | 2673 | 267.3  |
| RUSHING YARDS | 1141    | 114.1  |      |        |
| PASSING YARDS | 1475    | 147.5  |      |        |
| POINTS SCORED | 216     | 21.6   | 151  | 15.1   |

LION LEADERS

**RUSHING** Frank Sinkwich - 150 att. - 563 yards - 6 TD's  
**PASSING** Frank Sinkwich - 148 att. - 58 comp. - 1060 yards - 12 TD's - 20 INT's  
**RECEIVING** Jack Matheson - 23 rec. - 361 yards - 3 TD's  
**SCORING** Frank Sinkwich - 66 points (6 TD's, 2 FG's, 24 PAT's)  
**PUNT RET** Frank Sinkwich - 11 ret. - 148 yards - 13.5 avg.  
**KO RET** Arthur Van Tone - 9 ret. - 227 yards - 25.2 avg. - 1 TD  
**PUNTING** Frank Sinkwich - 45 punts - 1845 yards - 41.0 avg.  
**INT's** Alex Wojciechowicz - 7 INT's - 88 yards

1944 RESULTS (6-3-1) 2nd

| Date  | Opponent      | Charles "Gus" Dorais, Coach |       | Score |
|-------|---------------|-----------------------------|-------|-------|
|       |               | Crowd                       | W-L-T |       |
| 10-1  | Green Bay (M) | 18,556                      | L     | 6-27  |
| 10-8  | Brooklyn      | 15,702                      | W     | 19-14 |
| 10-15 | Cleveland     | 21,115*                     | L     | 17-20 |
| 10-22 | Chicago       | 23,835*                     | T     | 21-21 |
| 10-29 | Green Bay     | 30,844*                     | L     | 0-14  |
| 11-5  | Card.-Pitt.   | 17,743                      | W     | 27-6  |
| 11-12 | Card.-Pitt.   | 13,239*                     | W     | 21-7  |
| 11-19 | Chicago       | 21,960*                     | W     | 41-21 |
| 11-26 | Cleveland     | 7,462                       | W     | 26-14 |
| 12-3  | Boston        | 15,027*                     | W     | 38-7  |

HONOR ROLL

ALL-LEAGUE: Frank Sinkwich (HB)

1944 NFL STANDINGS

Western Division

|                  | W | L  | T | Pct. |
|------------------|---|----|---|------|
| Green Bay        | 8 | 2  | 0 | .800 |
| Chicago Bears    | 6 | 3  | 1 | .667 |
| DETROIT          | 6 | 3  | 1 | .667 |
| Cleveland        | 4 | 6  | 0 | .400 |
| Card.-Pittsburgh | 0 | 10 | 0 | .000 |

Eastern Division

|              | W | L  | T | Pct. |
|--------------|---|----|---|------|
| New York     | 6 | 1  | 1 | .869 |
| Philadelphia | 7 | 1  | 2 | .875 |
| Washington   | 6 | 3  | 1 | .667 |
| Boston       | 2 | 8  | 0 | .200 |
| Brooklyn     | 0 | 10 | 0 | .000 |

Green Bay defeated New York, 14-7, for World Championship.

IN 1944: FDR wins unprecedented fourth term as President, defeating Thomas E. Dewey.

# 1945

## TEAM STATISTICS

|               | Detroit | (Avg.) | Opp. | (Avg.) |
|---------------|---------|--------|------|--------|
| TOTAL YARDS   | 2485    | 248.5  | 2548 | 254.8  |
| RUSHING YARDS | 857     | 85.7   |      |        |
| PASSING YARDS | 1544    | 154.4  |      |        |
| POINTS SCORED | 195     | 19.5   | 194  | 19.4   |

## LION LEADERS

**RUSHING** Bob Westfall - 82 att. - 234 yards - 6 TD's  
**PASSING** Charles Fenenbock - 110 att. - 45 comp. - 752 yards - 7 TD's - 11 INT's  
**RECEIVING** John Greene - 26 rec. - 550 yards - 5 TD's  
**SCORING** Bob Westfall - 54 points (9 TD's)  
**PUNT RET** Dave Ryan - 15 punts - 221 yards - 14.7 avg.  
**KO RET** Andrew Farkas - 8 ret. - 165 yards - 20.6 avg.  
**PUNTING** Charles Fenenbock - 29 punts - 1067 yards - 36.8 avg.  
**INT's** Dave Ryan, Charles DeShane, John Greene, Damon Tassos, Ivan Trebotich - 3 each

## 1945 RESULTS (7-3-0) 2nd

| Charles "Gus" Dorais, Coach |               |         |       |       |
|-----------------------------|---------------|---------|-------|-------|
| Date                        | Opponent      | Crowd   | W-L-T | Score |
| 9-23                        | Cardinals     | 5,461   | W     | 10-0  |
| 10-7                        | Green Bay (M) | 20,463  | L     | 21-57 |
| 10-14                       | Philadelphia  | 22,580* | W     | 28-24 |
| 10-21                       | Cardinals     | 32,644  | W     | 26-0  |
| 10-28                       | Chicago       | 37,260* | W     | 16-10 |
| 11-4                        | Boston        | 17,631  | W     | 10-9  |
| 11-11                       | Chicago       | 24,798  | W     | 35-28 |
| 11-18                       | New York      | 18,215  | L     | 14-35 |
| 11-22                       | Cleveland     | 40,017* | L     | 21-28 |
| 12-2                        | Green Bay     | 23,468* | W     | 14-3  |

## HONOR ROLL

**ALL-LEAGUE:** Bill Radovich (G), Bob Westfall (FB), Emil Uremovich (T)

## 1945 NFL STANDINGS

### Western Division

|                   | W | L | T | Pct. |
|-------------------|---|---|---|------|
| Cleveland         | 9 | 1 | 0 | .900 |
| DETROIT           | 7 | 3 | 0 | .700 |
| Green Bay         | 6 | 4 | 0 | .600 |
| Chicago Bears     | 3 | 7 | 0 | .300 |
| Chicago Cardinals | 1 | 9 | 0 | .100 |

### Eastern Division

|              | W | L | T | Pct. |
|--------------|---|---|---|------|
| Washington   | 8 | 2 | 0 | .600 |
| Philadelphia | 7 | 3 | 0 | .700 |
| New York     | 3 | 6 | 1 | .333 |
| Yanks        | 3 | 6 | 1 | .333 |
| Pittsburgh   | 2 | 8 | 0 | .200 |

Cleveland defeated Washington, 15-14, for World Championship.

IN 1945: U.S. drops atomic bombs on Hiroshima and Nagasaki; Japan surrenders to end World War II.

# 1946

## TEAM STATISTICS

|               | Detroit | (Avg.) | Opp. | (Avg.) |
|---------------|---------|--------|------|--------|
| TOTAL YARDS   | 2169    | 197.2  | 3698 | 336.2  |
| RUSHING YARDS | 472     | 42.9   |      |        |
| PASSING YARDS | 1674    | 152.2  |      |        |
| POINTS SCORED | 152     | 13.8   | 310  | 28.2   |

## LION LEADERS

**RUSHING** Camp Wilson - 64 att. - 207 yards - 3 TD's  
**PASSING** Dave Ryan - 154 att. - 73 comp. - 965 yards - 6 TD's - 17 INT's  
**RECEIVING** John Greene - 20 rec. - 289 yards - 2 TD's  
**SCORING** Bob Cifers - 24 points (4 TD's)  
**PUNT RET** Dave Ryan - 7 ret. - 57 yards - 8.1 avg.  
**KO RET** Dave Ryan - 15 ret. - 308 yards - 20.5 avg.  
**PUNTING** Bob Cifers - 30 punts - 1368 yards - 45.6 avg.  
**INT's** Dave Ryan - 4 INT's - 105 yards

## 1946 RESULTS (1-10-0) 5th

| Charles "Gus" Dorais, Coach |               |         |       |       |
|-----------------------------|---------------|---------|-------|-------|
| Date                        | Opponent      | Crowd   | W-L-T | Score |
| 9-30                        | Cardinals     | 14,667  | L     | 14-34 |
| 10-6                        | Washington    | 33,569  | L     | 16-17 |
| 10-13                       | Cardinals     | 21,939* | L     | 14-36 |
| 10-20                       | Los Angeles   | 27,928  | L     | 14-35 |
| 10-27                       | Green Bay (M) | 17,073  | L     | 7-10  |
| 11-3                        | Los Angeles   | 34,447* | L     | 20-41 |
| 11-10                       | Pittsburgh    | 13,621* | W     | 27-7  |
| 11-17                       | Green Bay     | 21,055* | L     | 0-9   |
| 11-24                       | Chicago       | 24,270  | L     | 6-42  |
| 11-28                       | Boston        | 13,010* | L     | 10-34 |
| 12-8                        | Chicago       | 19,579* | L     | 24-45 |

## 1946 NFL STANDINGS

### Western Division

|                   | W | L  | T | Pct. |
|-------------------|---|----|---|------|
| Chicago Bears     | 8 | 2  | 1 | .800 |
| Los Angeles       | 6 | 4  | 1 | .600 |
| Green Bay         | 6 | 5  | 0 | .545 |
| Chicago Cardinals | 6 | 5  | 0 | .545 |
| DETROIT           | 1 | 10 | 0 | .091 |

### Eastern Division

|              | W | L | T | Pct. |
|--------------|---|---|---|------|
| New York     | 7 | 3 | 1 | .700 |
| Philadelphia | 6 | 5 | 0 | .545 |
| Washington   | 5 | 5 | 1 | .500 |
| Pittsburgh   | 5 | 5 | 1 | .500 |
| Boston       | 2 | 8 | 1 | .200 |

Chicago Bears defeated New York, 24-14, for World Championship.

IN 1946: The first meeting of the United Nations General Assembly opens in London.

# 1947

## TEAM STATISTICS

|               | Detroit | (Avg.) | Opp. | (Avg.) |
|---------------|---------|--------|------|--------|
| TOTAL YARDS   | 1947    | 162.3  | 3774 | 314.5  |
| RUSHING YARDS | 1234    | 102.8  |      |        |
| PASSING YARDS | 2449    | 204.1  |      |        |
| POINTS SCORED | 231     | 19.3   | 305  | 25.4   |

## LION LEADERS

**RUSHING** Camp Wilson - 89 att. - 412 yards  
**PASSING** Clyde LeForce - 175 att. - 94 comp. - 1384 yards - 13 TD's - 20 INT's  
**RECEIVING** John Greene - 38 rec. - 621 yards - 5 TD's  
**SCORING** Bill Dudley - 66 points (11 TD's)  
**PUNT RET** Bill Dudley - 11 ret. - 182 yards - 16.5 avg. - 1 TD  
**KO RET** Bill Dudley - 15 ret. - 359 yards - 23.9 avg.  
**PUNTING** Leroy Zimmerman - 49 punts - 2077 yards - 42.4 avg.  
**INT's** Bill Dudley - 5 INT's - 104 yards - 1 TD

## 1947 RESULTS (3-9-0) 5th

Charles "Gus" Dorais, Coach

| Date  | Opponent    | Crowd   | W-L-T | Score |
|-------|-------------|---------|-------|-------|
| 9-21  | Pittsburgh  | 34,681  | L     | 10-17 |
| 9-28  | Cardinals   | 22,245  | L     | 21-45 |
| 10-5  | Boston      | 16,097  | W     | 21-7  |
| 10-12 | Los Angeles | 42,955* | L     | 13-27 |
| 10-19 | Chicago     | 31,960  | L     | 24-33 |
| 10-26 | Green Bay   | 23,100  | L     | 17-34 |
| 11-2  | New York    | 28,812* | W     | 35-7  |
| 11-9  | Cardinals   | 25,296* | L     | 7-17  |
| 11-16 | Washington  | 17,003* | W     | 38-21 |
| 11-23 | Los Angeles | 17,693  | L     | 17-28 |
| 11-27 | Chicago     | 27,214* | L     | 14-34 |
| 12-7  | Green Bay   | 14,055* | L     | 14-35 |

## 1947 NFL STANDINGS

### Western Division

|                   | W | L | T | Pct. |
|-------------------|---|---|---|------|
| Chicago Cardinals | 9 | 3 | 0 | .750 |
| Chicago Bears     | 8 | 4 | 0 | .667 |
| Green Bay         | 6 | 5 | 1 | .545 |
| Los Angeles       | 6 | 6 | 0 | .500 |
| DETROIT           | 3 | 9 | 0 | .250 |

### Eastern Division

|               | W | L | T | Pct. |
|---------------|---|---|---|------|
| Philadelphia* | 8 | 4 | 0 | .667 |
| Pittsburgh    | 8 | 4 | 0 | .667 |
| Boston        | 4 | 7 | 1 | .364 |
| Washington    | 4 | 8 | 0 | .333 |
| New York      | 2 | 8 | 2 | .200 |

\*Philadelphia defeated Pittsburgh, 21-0, in divisional playoff.  
 Chicago Cardinals defeated Philadelphia, 26-21, for World Championship.

IN 1947: In the first piloted supersonic flight, Capt. Charles E. Yeager flew the X-1 rocket-powered research plane faster than the speed of sound at Muroc (Calif.) Air Force Base.

# 1948

## TEAM STATISTICS

|               | Detroit | (Avg.) | Opp. | (Avg.) |
|---------------|---------|--------|------|--------|
| TOTAL YARDS   | 3725    | 310.4  | 4562 | 380.2  |
| RUSHING YARDS | 1350    | 112.5  |      |        |
| PASSING YARDS | 2288    | 190.7  |      |        |
| POINTS SCORED | 200     | 16.7   | 407  | 33.9   |

## LION LEADERS

**RUSHING** Camp Wilson - 157 att. - 612 yards - 2 TD's  
**PASSING** Fred Enke - 221 att. - 100 comp. - 1328 yards - 11 TD's - 17 INT's  
**RECEIVING** Joe Margucci - 36 rec. - 450 yards - 2 TD's  
**SCORING** Bill Dudley - 42 points (6 TD's)  
**PUNT RET** Joe Margucci - 10 ret. - 100 yards - 10.0 avg.  
**KO RET** Camp Wilson - 10 ret. - 228 yards - 22.8 avg.  
**PUNTING** George Grimes - 28 punts - 1005 yards - 35.9 avg.  
**INT's** Jim Gillette - 6 INT's - 17 yards

## 1948 RESULTS (2-10-0) 5th

Alvin "Bo" McMillin, Coach

| Date  | Opponent     | Crowd   | W-L-T | Score |
|-------|--------------|---------|-------|-------|
| 9-22  | Los Angeles  | 12,941  | L     | 7-44  |
| 10-3  | Green Bay    | 21,403  | L     | 21-33 |
| 10-9  | Boston       | 18,747* | L     | 14-17 |
| 10-17 | Chicago      | 35,425  | L     | 0-28  |
| 10-24 | Los Angeles  | 17,444* | L     | 27-34 |
| 10-31 | Green Bay    | 15,045* | W     | 24-20 |
| 11-7  | Cardinals    | 22,311  | L     | 20-56 |
| 11-14 | Washington   | 32,528  | L     | 21-46 |
| 11-21 | Pittsburgh   | 13,646* | W     | 17-14 |
| 11-25 | Cardinals    | 22,099* | L     | 14-28 |
| 12-5  | Chicago      | 25,781* | L     | 14-42 |
| 12-12 | Philadelphia | 15,322  | L     | 21-45 |

## 1948 NFL STANDINGS

### Western Division

|                   | W  | L  | T | Pct. |
|-------------------|----|----|---|------|
| Chicago Cardinals | 11 | 1  | 0 | .917 |
| Chicago Bears     | 10 | 2  | 0 | .833 |
| Los Angeles       | 6  | 5  | 1 | .545 |
| Green Bay         | 3  | 9  | 0 | .250 |
| DETROIT           | 2  | 10 | 0 | .167 |

### Eastern Division

|              | W | L | T | Pct. |
|--------------|---|---|---|------|
| Philadelphia | 9 | 2 | 1 | .616 |
| Washington   | 7 | 5 | 0 | .563 |
| New York     | 4 | 8 | 0 | .333 |
| Pittsburgh   | 4 | 8 | 0 | .333 |
| Boston       | 3 | 9 | 0 | .250 |

Philadelphia defeated Cardinals, 7-0, for World Championship.

IN 1948: Citation claims horseracing's Triple Crown, winning the Kentucky Derby, Preakness and Belmont Stakes.

# 1949

## TEAM STATISTICS

|               | Detroit | (Avg.) | Opp. | (Avg.) |
|---------------|---------|--------|------|--------|
| TOTAL YARDS   | 3687    | 307.3  | 3653 | 304.4  |
| RUSHING YARDS | 1381    | 115.1  |      |        |
| PASSING YARDS | 2291    | 190.1  |      |        |
| POINTS SCORED | 237     | 19.8   | 259  | 21.6   |

## LION LEADERS

**RUSHING** Bill Dudley - 125 att. - 402 yards - 4 TD's  
**PASSING** Frank Tripucka - 145 att. - 62 comp. - 833 yards - 9 TD's - 14 INT's  
**RECEIVING** Bob Mann - 66 rec. - 1014 yards - 4 TD's  
**SCORING** Bill Dudley - 81 points (6 TD's, 5 FG's, 30 PAT's)  
**PUNT RET** Bill Dudley - 11 ret. - 199 yards - 18.1 avg. - 1 TD  
**KO RET** Don Doll - 21 ret. - 536 yards - 25.5 avg.  
**PUNTING** Bill Dudley - 32 punts - 1277 yards - 39.9 avg.  
**INT's** Don Doll - 11 INT's - 301 yards - 2 TD's

## 1949 RESULTS (4-8-0) 4th

Alvin "Bo" McMillin, Coach

| Date  | Opponent       | Crowd   | W-L-T | Score |
|-------|----------------|---------|-------|-------|
| 9-23  | Los Angeles    | 17,878  | L     | 24-27 |
| 10-3  | Philadelphia   | 20,163* | L     | 14-22 |
| 10-8  | Pittsburgh     | 21,594  | L     | 7-14  |
| 10-16 | Los Angeles    | 19,839* | L     | 10-21 |
| 10-23 | Cardinals      | 19,490  | W     | 24-7  |
| 10-30 | Green Bay (M)  | 6,177   | L     | 14-16 |
| 11-6  | Cardinals      | 19,465* | L     | 19-42 |
| 11-13 | Chicago        | 32,716  | L     | 24-27 |
| 11-20 | New York Yanks | 14,661  | W     | 45-21 |
| 11-24 | Chicago        | 22,912* | L     | 7-28  |
| 12-4  | NY Bulldogs    | 11,956* | W     | 28-27 |
| 12-11 | Green Bay      | 9,722*  | W     | 21-7  |

## HONOR ROLL

ALL-LEAGUE: Don Doll (HB)

## 1949 NFL STANDINGS

### Western Division

|                   | W | L  | T | Pct. |
|-------------------|---|----|---|------|
| Los Angeles       | 8 | 2  | 2 | .800 |
| Chicago Bears     | 9 | 3  | 0 | .750 |
| Chicago Cardinals | 6 | 5  | 1 | .545 |
| DETROIT           | 4 | 8  | 0 | .333 |
| Green Bay         | 2 | 10 | 0 | .167 |

### Eastern Division

|                   | W  | L  | T | Pct. |
|-------------------|----|----|---|------|
| Philadelphia      | 11 | 1  | 0 | .917 |
| Pittsburgh        | 6  | 5  | 1 | .545 |
| New York Giants   | 6  | 6  | 0 | .500 |
| Washington        | 4  | 7  | 1 | .364 |
| New York Bulldogs | 1  | 10 | 1 | .091 |

Philadelphia defeated Los Angeles, 14-0, for World Championship.

IN 1949: Twelve nations unite to establish North Atlantic Treaty Organization (NATO).

# 1950

## TEAM STATISTICS

|               | Detroit | (Avg.) | Opp. | (Avg.) |
|---------------|---------|--------|------|--------|
| TOTAL YARDS   | 4398    | 366.5  | 3947 | 328.9  |
| RUSHING YARDS | 1626    | 135.5  |      |        |
| PASSING YARDS | 2772    | 231.0  |      |        |
| POINTS SCORED | 321     | 26.8   | 295  | 24.6   |

## LION LEADERS

**RUSHING** Bob Hoemschmeyer - 84 att. - 471 yards - 1 TD  
**PASSING** Bobby Layne - 336 att. - 152 comp. - 2323 yards - 16 TD's - 18 INT's  
**RECEIVING** Cloyce Box - 50 rec. - 1009 yards - 11 TD's  
**SCORING** Doak Walker - 128 points (11 TD's, 8 FG's, 38 PAT's)  
**PUNT RET** Clarence Self - 12 ret. - 129 yards - 10.8 avg.  
**KO RET** Doak Walker - 10 ret. - 225 yards - 22.5 avg.  
**PUNTING** Bob Smith - 32 punts - 1309 yards - 40.9 avg.  
**INT's** Don Doll - 12 INT's - 163 yards - 1 TD

## 1950 RESULTS (6-6-0) 4th

Alvin "Bo" McMillin, Coach

| Date  | Opponent       | Crowd   | W-L-T | Score |
|-------|----------------|---------|-------|-------|
| 9-17  | Green Bay      | 20,285  | W     | 45-7  |
| 9-24  | Pittsburgh     | 19,600* | W     | 10-7  |
| 10-2  | New York Yanks | 11,096  | L     | 21-44 |
| 10-8  | San Francisco  | 26,000* | W     | 24-7  |
| 10-15 | Los Angeles    | 28,000* | L     | 28-30 |
| 10-22 | San Francisco  | 26,252  | L     | 27-38 |
| 10-29 | Los Angeles    | 21,700  | L     | 24-65 |
| 11-5  | Chicago        | 32,000* | L     | 21-35 |
| 11-19 | Green Bay      | 18,000* | W     | 24-21 |
| 11-23 | New York Yanks | 28,000* | W     | 49-14 |
| 12-3  | Baltimore      | 12,058  | W     | 45-21 |
| 12-10 | Chicago        | 34,604  | L     | 3-6   |

## HONOR ROLL

ALL-LEAGUE: Doak Walker (RB)  
 PRO BOWL: Cloyce Box (E), Lou Creekmur (T), Don Doll (DB), Thurman McGraw (G), Doak Walker (RB)

## 1950 NFL STANDINGS

### Western Division

|                | W | L  | T | Pct. |
|----------------|---|----|---|------|
| Los Angeles    | 9 | 3  | 0 | .750 |
| Chicago Bears  | 9 | 3  | 0 | .750 |
| New York Yanks | 7 | 5  | 0 | .583 |
| DETROIT        | 6 | 6  | 0 | .500 |
| Green Bay      | 3 | 9  | 0 | .250 |
| San Francisco  | 3 | 9  | 0 | .250 |
| Baltimore      | 1 | 11 | 0 | .083 |

### Eastern Division

|                   | W  | L | T | Pct. |
|-------------------|----|---|---|------|
| Cleveland         | 10 | 2 | 0 | .833 |
| New York Giants   | 10 | 2 | 0 | .833 |
| Philadelphia      | 6  | 6 | 0 | .500 |
| Pittsburgh        | 6  | 6 | 0 | .500 |
| Chicago Cardinals | 5  | 7 | 0 | .417 |
| Washington        | 3  | 9 | 0 | .250 |

Cleveland defeated Los Angeles, 30-28, for World Championship.

IN 1950: Led by Gen. Douglas MacArthur, unified U.N. forces assist South Korea after invasion by North Korean Communist troops.

# 1951

## USUAL STARTING LINE UP

### OFFENSE

LE 84 Dome Dibble  
 LT 72 Floyd Jaszewski  
 LG 76 Lou Creekmur  
 C 53 LaVern Torgeson  
 RG 64 Dan Rogas  
 RT 70 August Cifelli  
 RE 82 Leon Hart  
 QB 22 Bobby Layne  
 LH 37 Doak Walker  
 RH 14 B. Hoernschemeyer  
 FB 34 Pat Harder

### DEFENSE

LE 83 Jim Doran  
 LT 73 Thurman McGraw  
 LG 72 Floyd Jaszewski  
 MG 63 Robert Monsen  
 65 Les Bingaman  
 RT 75 John Prchlik  
 RE 85 Ed Berrang  
 LB 84 Dome Dibble  
 LB 40 Bob Smith  
 LB 60 Richard Flanagan  
 LB 53 LaVern Torgeson  
 S 44 Don Doll  
 S 19 Jack Christiansen

## 1951 RESULTS (7-4-1) 2nd

Raymond "Buddy" Parker, Coach

| Date  | Opponent       | Crowd   | W-L-T | Score |
|-------|----------------|---------|-------|-------|
| 9-30  | Washington     | 27,831* | W     | 35-17 |
| 10-7  | New York Yanks | 24,194* | W     | 37-10 |
| 10-14 | Los Angeles    | 50,567* | L     | 21-27 |
| 10-21 | New York Yanks | 21,807* | T     | 24-24 |
| 10-28 | Chicago        | 34,778* | L     | 23-28 |
| 11-4  | Green Bay      | 18,165  | W     | 24-17 |
| 11-11 | Chicago        | 43,709  | W     | 41-28 |
| 11-18 | Philadelphia   | 25,098  | W     | 28-10 |
| 11-22 | Green Bay      | 32,247* | W     | 52-35 |
| 12-2  | San Francisco  | 45,757* | L     | 10-20 |
| 12-9  | Los Angeles    | 52,937  | W     | 24-22 |
| 12-16 | San Francisco  | 26,465  | L     | 17-21 |

## TEAM STATISTICS

|               | Detroit | (Avg.) | Opp. | (Avg.) |
|---------------|---------|--------|------|--------|
| TOTAL YARDS   | 4341    | 361.8  | 4117 | 343.1  |
| RUSHING YARDS | 1841    | 153.4  |      |        |
| PASSING YARDS | 2500    | 208.3  |      |        |
| POINTS SCORED | 336     | 28.0   | 259  | 21.6   |

## HONOR ROLL

PRO BOWL Les Bingaman (C), Lou Creekmur (T), Don Doll (DB), Bob Hoernschemeyer (RB), Bobby Layne (QB), Doak Walker (RB)

## LION LEADERS

**RUSHING** Bob Hoernschemeyer - 132 att. - 678 yards - 2 TD's  
**PASSING** Bobby Layne - 332 att. - 152 comp. - 2403 yards - 26 TD's - 23 INT's  
**RECEIVING** Leon Hart - 35 rec. - 544 yards - 12 TD's  
**SCORING** Doak Walker - 97 points (6 TD's, 6 FG's, 43 PAT's)  
**PUNT RET** Jack Christiansen - 18 ret. - 343 yards - 19.1 avg. - 4 TD's  
**KO RET** Doak Walker - 15 ret. - 408 yards - 27.2 avg.  
**PUNTING** Bob Smith - 49 punts - 2083 yards - 42.5 avg.  
**INT's** Bob Smith - 3 INT's - 70 yards



Bobby Layne threw for 26 touchdown passes in 1951, the most in franchise history until Scott Mitchell recorded 32 touchdown passes in 1995.

## 1951 NFL STANDINGS

### Western Division

|                | W | L | T | Pct. |
|----------------|---|---|---|------|
| Los Angeles    | 8 | 4 | 0 | .667 |
| DETROIT        | 7 | 4 | 1 | .636 |
| San Francisco  | 7 | 4 | 1 | .636 |
| Chicago Bears  | 7 | 5 | 0 | .563 |
| Green Bay      | 3 | 9 | 0 | .250 |
| New York Yanks | 1 | 9 | 2 | .100 |

### Eastern Division

|                   | W  | L | T | Pct. |
|-------------------|----|---|---|------|
| Cleveland         | 11 | 1 | 0 | .917 |
| New York Giants   | 9  | 2 | 1 | .616 |
| Washington        | 5  | 7 | 0 | .417 |
| Pittsburgh        | 4  | 7 | 1 | .364 |
| Philadelphia      | 4  | 8 | 0 | .333 |
| Chicago Cardinals | 3  | 9 | 0 | .250 |

Los Angeles defeated Cleveland, 24-17, for World Championship.

IN 1951: Color television is introduced in the United States.

# 1952

## USUAL STARTING LINE UP

### OFFENSE

|       |                   |
|-------|-------------------|
| LE 80 | Cloyce Box        |
| LT 76 | Lou Creekmur      |
| LG 62 | Jim Martin        |
| C 51  | Victor Banonis    |
| RG 63 | Dick Stanfel      |
| RT 70 | August Cifelli    |
| 74    | Bob Miller        |
| RE 82 | Leon Hart         |
| QB 22 | Bobby Layne       |
| LH 23 | Jug Girard        |
| 37    | Doak Walker       |
| RH 14 | B. Hoernschemeyer |
| FB 34 | Pat Harder        |

### DEFENSE

|       |                   |
|-------|-------------------|
| LE 83 | Jim Doran         |
| LT 73 | Thurman McGraw    |
| LG 60 | Richard Flanagan  |
| C 65  | Les Bingaman      |
| RG 53 | LaVern Torgeson   |
| RT 75 | John Prchlik      |
| RE 86 | Blaine Earon      |
| LH 25 | Jim David         |
| RH 40 | Bob Smith         |
| LS 24 | Jack Christiansen |
| 44    | Don Doll          |
| RS 28 | Yale Lary         |

## 1952 RESULTS (9-3-0) 1st

Raymond "Buddy" Parker, Coach

| Date  | Opponent      | Crowd   | W-L-T | Score |
|-------|---------------|---------|-------|-------|
| 9-28  | San Francisco | 54,761  | L     | 3-17  |
| 10-3  | Los Angeles   | 42,743  | W     | 17-14 |
| 10-12 | San Francisco | 56,822* | L     | 0-28  |
| 10-19 | Los Angeles   | 40,152* | W     | 24-18 |
| 10-26 | Green Bay     | 24,656  | W     | 52-17 |
| 11-2  | Cleveland     | 56,029* | W     | 17-6  |
| 11-9  | Pittsburgh    | 26,170  | W     | 31-6  |
| 11-16 | Dallas        | 33,304* | W     | 43-13 |
| 11-23 | Chicago       | 37,508  | L     | 23-24 |
| 11-27 | Green Bay     | 39,101* | W     | 48-24 |
| 12-7  | Chicago       | 50,410* | W     | 45-21 |
| 12-13 | Dallas        | 12,252  | W     | 41-6  |

### Playoff

|       |             |         |   |       |
|-------|-------------|---------|---|-------|
| 12-21 | Los Angeles | 47,645* | W | 31-21 |
|-------|-------------|---------|---|-------|

### World Championship

|       |           |        |   |      |
|-------|-----------|--------|---|------|
| 12-28 | Cleveland | 50,934 | W | 17-7 |
|-------|-----------|--------|---|------|



Lou Creekmur made his third of eight consecutive Pro Bowl appearances following the 1952 season.

## TEAM STATISTICS

|               | Detroit | (Avg.) | Opp. | (Avg.) |
|---------------|---------|--------|------|--------|
| TOTAL YARDS   | 3988    | 332.3  | 3245 | 270.4  |
| RUSHING YARDS | 1780    | 148.3  |      |        |
| PASSING YARDS | 2208    | 184.0  |      |        |
| POINTS SCORED | 344     | 28.7   | 192  | 16.0   |

## HONOR ROLL

|          |   |
|----------|---|
| MVP      | Jim Doran   |
| PRO BOWL | Cloyce Box (E), Lou Creekmur (T), Don Doll (DB), Pat Harder (RB), Bob Hoernschemeyer (RB), Bobby Layne (QB), Bob Smith (DB) |

## LION LEADERS

|           |  |
|-----------|--|
| RUSHING   | Bob Hoernschemeyer - 106 att. - 457 yards - 4 TD's                   |
| PASSING   | Bobby Layne - 287 att. - 139 comp. - 1999 yards - 19 TD's - 20 INT's |
| RECEIVING | Cloyce Box - 42 rec. - 924 yards - 15 TD's                           |
| SCORING   | Cloyce Box - 90 points (15 TD's)                                     |
| PUNT RET  | Jack Christiansen - 15 ret. - 322 yards - 21.5 avg. - 2 TD's         |
| KO RET    | Jack Christiansen - 16 ret. - 409 yards - 25.6 avg.                  |
| PUNTING   | Bob Smith - 61 punts - 2727 yards - 44.7 avg.                        |
| INT's     | Bob Smith - 9 INT's - 184 yards - 1 TD                               |

## 1952 NFL STANDINGS

### Western Division

|               | W | L  | T | Pct. |
|---------------|---|----|---|------|
| DETROIT       | 9 | 3  | 0 | .750 |
| Los Angeles   | 9 | 3  | 0 | .750 |
| San Francisco | 7 | 5  | 0 | .563 |
| Green Bay     | 6 | 6  | 0 | .500 |
| Chicago Bears | 5 | 7  | 0 | .417 |
| Dallas        | 1 | 11 | 0 | .083 |

### Eastern Division

|                   | W | L | T | Pct. |
|-------------------|---|---|---|------|
| Cleveland         | 8 | 4 | 0 | .667 |
| Philadelphia      | 7 | 5 | 0 | .563 |
| New York          | 7 | 5 | 0 | .583 |
| Pittsburgh        | 5 | 7 | 0 | .417 |
| Chicago Cardinals | 4 | 8 | 0 | .333 |
| Washington        | 4 | 8 | 0 | .333 |

DETROIT defeated Los Angeles, 31-21, in divisional playoff.  
DETROIT defeated Cleveland, 17-7, for World Championship.

IN 1952: In England, King George VI dies; his daughter takes the throne as Queen Elizabeth II.

# 1953

## USUAL STARTING LINE UP

### OFFENSE

|       |                   |
|-------|-------------------|
| LE 80 | Cloyce Box        |
| LT 76 | Lou Creekmur      |
| LG 66 | Harley Sewell     |
| C 51  | Victor Banonis    |
| 50    | Charley Ane       |
| RG 63 | Dick Stanfel      |
| RT 78 | Oliver Spencer    |
| 70    | August Cifelli    |
| RE 82 | Leon Hart         |
| QB 22 | Bobby Layne       |
| LH 37 | Doak Walker       |
| RH 14 | B. Hoernschemeyer |
| 26    | Gene Gedman       |
| FB 33 | Ollie Cline       |
| 34    | Pat Harder        |

### DEFENSE

|        |                  |
|--------|------------------|
| LE 88  | Jim Cain         |
| LT 73  | Thurman McGraw   |
| MG 65  | Les Bingaman     |
| RT 75  | John Prchlik     |
| RE 86  | Blaine Earon     |
| LLB 60 | Richard Flanagan |
| RLB53  | LaVern Torgeson  |
| LH 25  | Jim David        |
| RH 40  | Bob Smith        |
| LS 44  | Don Doll         |
| RS 28  | Yale Lary        |

## 1953 RESULTS (10-2-0) 1st

Raymond "Buddy" Parker, Coach

| Date  | Opponent      | Crowd   | W-L-T | Score |
|-------|---------------|---------|-------|-------|
| 9-27  | Pittsburgh    | 44,587* | W     | 38-21 |
| 10-3  | Baltimore     | 25,159  | W     | 27-17 |
| 10-11 | San Francisco | 58,079* | W     | 24-21 |
| 10-18 | Los Angeles   | 55,772* | L     | 19-31 |
| 10-25 | San Francisco | 54,662  | W     | 14-10 |
| 11-1  | Los Angeles   | 93,751  | L     | 24-37 |
| 11-7  | Baltimore     | 46,508* | W     | 17-7  |
| 11-15 | Green Bay     | 20,834  | W     | 14-7  |
| 11-22 | Chicago       | 36,165  | W     | 20-16 |
| 11-26 | Green Bay     | 52,547* | W     | 34-15 |
| 12-6  | Chicago       | 58,056* | W     | 13-7  |
| 12-13 | New York      | 28,390  | W     | 17-16 |

## World Championship

|       |           |         |   |       |
|-------|-----------|---------|---|-------|
| 12-27 | Cleveland | 54,577* | W | 17-16 |
|-------|-----------|---------|---|-------|

## TEAM STATISTICS

|               | Detroit | (Avg.) | Opp. | (Avg.) |
|---------------|---------|--------|------|--------|
| TOTAL YARDS   | 3958    | 329.8  | 3545 | 295.4  |
| RUSHING YARDS | 1812    | 151.0  |      |        |
| PASSING YARDS | 2146    | 178.8  |      |        |
| POINTS SCORED | 271     | 22.6   | 205  | 17.1   |

## HONOR ROLL

MVP Dick Stanfel  
 PRO BOWL Les Bingaman (C), Jack Christiansen (DB), Lou Creekmur (T), Yale Lary (DB), Bobby Layne (QB), Dick Stanfel (G), Doak Walker (RB)

## LION LEADERS

RUSHING Bob Hoernschemeyer - 101 att. - 482 yards - 7 TD's  
 PASSING Bobby Layne - 273 att. - 125 comp. - 2088 yards - 16 TD's - 21 INT's  
 RECEIVING Doak Walker - 30 rec. - 502 yards - 3 TD's  
 SCORING Doak Walker - 93 points (5 TD's, 12 FG's, 27 PAT's)  
 PUNT RET Yale Lary - 13 ret. - 115 yards - 8.8 avg. - 1 TD  
 KO RET Jack Christiansen - 10 ret. - 183 yards - 18.3 avg.  
 PUNTING Bob Smith - 40 punts - 1648 yards - 41.2 avg.  
 INT's Jack Christiansen - 12 INT's - 238 yards - 1 TD



Jack Christiansen led the NFL with 12 interceptions for a franchise-record 238 yards and a touchdown in 1953.

## 1953 NFL STANDINGS

### Western Division

|               | W  | L | T | Pct. |
|---------------|----|---|---|------|
| DETROIT       | 10 | 2 | 0 | .833 |
| San Francisco | 9  | 3 | 0 | .750 |
| Los Angeles   | 8  | 3 | 1 | .727 |
| Chicago Bears | 3  | 8 | 1 | .273 |
| Baltimore     | 3  | 9 | 0 | .250 |
| Green Bay     | 2  | 9 | 1 | .182 |

### Eastern Division

|                   | W  | L  | T | Pct. |
|-------------------|----|----|---|------|
| Cleveland         | 11 | 1  | 0 | .917 |
| Philadelphia      | 7  | 4  | 1 | .636 |
| Washington        | 6  | 5  | 1 | .545 |
| Pittsburgh        | 6  | 6  | 0 | .500 |
| New York          | 3  | 9  | 0 | .250 |
| Chicago Cardinals | 1  | 10 | 1 | .091 |

DETROIT defeated Cleveland, 17-16, for World Championship.

IN 1953: Julius and Ethel Rosenberg, convicted of passing atomic secrets to the Russians, are executed in Sing Sing prison.

# 1954

## USUAL STARTING LINE UP

### OFFENSE

LE 87 Dorne Dibble  
 LT 76 Lou Creekmur  
 LG 66 Harley Sewell  
 C 52 Andy Miketa  
 53 LaVern Torgeson  
 RG 63 Dick Stanfel  
 62 Jim Martin  
 RT 50 Charley Ane  
 RE 23 Jug Girard  
 83 Jim Doran  
 QB 22 Bobby Layne  
 LH 37 Doak Walker  
 RH 14 B. Hoemschemeyer  
 34 Lewis Carpenter  
 FB 33 Bill Bowman

### DEFENSE

LE 85 Sonny Gandee  
 LT 73 Thurman McGraw  
 MG 65 Les Bingaman  
 RT 74 Bob Miller  
 RE 88 Jim Cain  
 LLB 56 Joe Schmidt  
 RLB 62 Jim Martin  
 LH 25 Jim David  
 RH 20 Bill Stits  
 LS 24 Jack Christiansen  
 RS 21 Carl Karilivacz

## 1954 RESULTS (9-2-1) 1st

| Date  | Opponent      | Crowd   | W-L-T | Score |
|-------|---------------|---------|-------|-------|
| 9-26  | Chicago       | 52,343* | W     | 48-23 |
| 10-10 | Los Angeles   | 56,523* | W     | 21-3  |
| 10-16 | Baltimore     | 48,272* | W     | 35-0  |
| 10-24 | San Francisco | 60,500  | L     | 31-37 |
| 10-31 | Los Angeles   | 74,342  | W     | 27-24 |
| 11-6  | Baltimore     | 25,287  | W     | 27-3  |
| 11-14 | San Francisco | 58,431* | W     | 48-7  |
| 11-21 | Green Bay     | 20,767  | W     | 21-17 |
| 11-25 | Green Bay     | 55,532* | W     | 28-24 |
| 12-5  | Philadelphia  | 54,939* | T     | 13-13 |
| 12-12 | Chicago       | 37,240  | L     | 24-28 |
| 12-19 | Cleveland     | 34,168  | W     | 14-10 |

### World Championship

12-26 Cleveland 43,827 L 10-56

## TEAM STATISTICS

|               | Detroit | (Avg.) | Opp. | (Avg.) |
|---------------|---------|--------|------|--------|
| TOTAL YARDS   | 4433    | 369.4  | 3746 | 312.2  |
| RUSHING YARDS | 1608    | 134.0  |      |        |
| PASSING YARDS | 2825    | 235.4  |      |        |
| POINTS SCORED | 337     | 28.1   | 189  | 15.8   |

## HONOR ROLL

**MVP** Bobby Layne  
**PRO BOWL** Jack Christiansen (DB), Lou Creekmur (T), Jim David (DB), Joe Schmidt (LB), Bill Stits (DB), LaVern Torgeson (C), Doak Walker (RB)

## LION LEADERS

**RUSHING** Lew Carpenter - 104 att. - 476 yards  
 - 3 TD's  
**PASSING** Bobby Layne - 246 att. - 135 comp.  
 - 1818 yards - 14 TD's - 12 INT's  
**RECEIVING** Dorne Dibble - 46 rec. - 768 yards - 6 TD's  
**SCORING** Doak Walker - 106 points (5 TD's, 11 FG's, 43 PAT's)  
**PUNT RET** Jack Christiansen - 23 ret. - 225 yards  
 - 9.8 avg. - 1 TD  
**KO RET** Jug Girard - 12 ret. - 248 yards - 20.7 avg.  
**PUNTING** Jug Girard - 63 punts - 2583 yards - 41.0 avg.  
**INT's** Jack Christiansen - 8 INT's - 84 yards - 1 TD



Doak Walker led the Lions in scoring in 1954 for the fourth time in five years with 106 points. It also marked the second time in his career that he eclipsed the 100-point mark in a season (128 points in 1950).

## 1954 NFL STANDINGS

### Western Division

|               | W | L | T | Pct. |
|---------------|---|---|---|------|
| DETROIT       | 9 | 2 | 1 | .818 |
| Chicago Bears | 8 | 4 | 0 | .667 |
| San Francisco | 7 | 4 | 1 | .636 |
| Los Angeles   | 6 | 5 | 1 | .545 |
| Green Bay     | 4 | 8 | 0 | .333 |
| Baltimore     | 3 | 9 | 0 | .250 |

### Eastern Division

|                   | W | L  | T | Pct. |
|-------------------|---|----|---|------|
| Cleveland         | 9 | 3  | 0 | .750 |
| Philadelphia      | 7 | 4  | 1 | .636 |
| New York          | 7 | 5  | 0 | .583 |
| Pittsburgh        | 5 | 7  | 0 | .417 |
| Washington        | 3 | 9  | 0 | .250 |
| Chicago Cardinals | 2 | 10 | 0 | .167 |

Cleveland defeated DETROIT, 56-10, for World Championship.

IN 1954: Dr. Jonas Salk begins inoculating children against polio.

1 9 5 5

**USUAL STARTING LINE UP**

**OFFENSE**

|    |    |                 |
|----|----|-----------------|
| LE | 23 | Jug Girard      |
| LT | 76 | Lou Creekmur    |
|    | 63 | Dick Stanfel    |
| LG | 66 | Harley Sewell   |
| C  | 50 | Charley Ane     |
|    | 52 | Andy Miketa     |
| RG | 62 | George Atkins   |
| RT | 60 | Jim Salsbury    |
| RE | 28 | Dave Middleton  |
|    | 87 | Dome Dibble     |
| QB | 22 | Bobby Layne     |
| LH | 37 | Doak Walker     |
| RH | 34 | Lewis Carpenter |
| FB | 82 | Leon Hart       |

**DEFENSE**

|     |    |                   |
|-----|----|-------------------|
| LE  | 85 | Sonny Gandee      |
| LT  | 78 | Darris McCord     |
| MG  | 76 | Lou Creekmur      |
| RT  | 74 | Bob Miller        |
| RE  | 88 | Jim Cain          |
| LLB | 56 | Joe Schmidt       |
| RLB | 61 | Jim Martin        |
| LH  | 25 | Jim David         |
| RH  | 20 | Bill Stits        |
| LS  | 24 | Jack Christiansen |
| RS  | 21 | Carl Karilivacz   |



In 1955, Dave Middleton became the first Lion to lead the club in both receiving (44 receptions) and kickoff returns (11 returns for 188 yards) in the same year.

**1955 RESULTS** (3-9-0) 6th

Raymond "Buddy" Parker, Coach

| Date  | Opponent      | Crowd   | W-L-T | Score |
|-------|---------------|---------|-------|-------|
| 9-25  | Green Bay     | 22,217  | L     | 17-20 |
| 10-1  | Baltimore     | 40,030  | L     | 13-28 |
| 10-9  | Los Angeles   | 54,836* | L     | 10-17 |
| 10-16 | San Francisco | 51,438* | L     | 24-27 |
| 10-23 | Los Angeles   | 68,690  | L     | 13-24 |
| 10-30 | San Francisco | 47,431  | L     | 21-36 |
| 11-5  | Baltimore     | 53,874* | W     | 24-14 |
| 11-13 | Pittsburgh    | 34,441  | W     | 31-28 |
| 11-20 | Chicago       | 53,610* | L     | 14-24 |
| 11-24 | Green Bay     | 51,685* | W     | 24-10 |
| 12-4  | Chicago       | 39,388  | L     | 20-21 |
| 12-11 | New York      | 45,929* | L     | 19-24 |

**TEAM STATISTICS**

|               | Detroit | (Avg.) | Opp. | (Avg.) |
|---------------|---------|--------|------|--------|
| TOTAL YARDS   | 3887    | 323.9  | 4015 | 334.6  |
| RUSHING YARDS | 1477    | 123.1  |      |        |
| PASSING YARDS | 2410    | 200.8  |      |        |
| POINTS SCORED | 230     | 19.2   | 275  | 22.9   |

**HONOR ROLL**

**MVP** Joe Schmidt  
**PRO BOWL** Jack Christiansen, (DB), Lou Creekmur (T), Jim David (DB), Joe Schmidt (LB), Doak Walker (RB)

**LION LEADERS**

**RUSHING** Lew Carpenter - 137 att. - 543 yards - 6 TD's  
**PASSING** Bobby Layne - 270 att. - 143 comp. - 1830 yards - 11 TD's - 17 INT's  
**RECEIVING** Dave Middleton - 44 rec. - 663 yards - 3 TD's  
**SCORING** Doak Walker - 96 points (7 TD's, 9 FG's, 27 PAT's)  
**PUNT RET** Lee Riley - 14 ret. - 107 yards - 7.6 avg.  
**KO RET** Dave Middleton - 11 ret. - 188 yards - 17.1 avg.  
**PUNTING** Jug Girard - 56 punts - 2313 yards - 41.3 avg.  
**INT's** Jack Christiansen, Jim David and Bill Stits - 3 each

**1955 NFL STANDINGS**

**Western Division**

|               | W | L | T | Pct. |
|---------------|---|---|---|------|
| Los Angeles   | 8 | 3 | 1 | .727 |
| Chicago Bears | 8 | 4 | 0 | .667 |
| Green Bay     | 6 | 6 | 0 | .500 |
| Baltimore     | 5 | 6 | 1 | .455 |
| San Francisco | 4 | 8 | 0 | .333 |
| DETROIT       | 3 | 9 | 0 | .250 |

**Eastern Division**

|                   | W | L | T | Pct. |
|-------------------|---|---|---|------|
| Cleveland         | 9 | 2 | 1 | .816 |
| Washington        | 8 | 4 | 0 | .667 |
| New York          | 6 | 5 | 1 | .545 |
| Philadelphia      | 4 | 7 | 1 | .364 |
| Chicago Cardinals | 4 | 7 | 1 | .364 |
| Pittsburgh        | 4 | 2 | 0 | .333 |

Cleveland defeated Los Angeles, 36-14, for World Championship.

**IN 1955:** Lt. John Conroy makes the first same-day transcontinental round trip, flying from L.A. to New York - and back - in 11 hours, 33 minutes.

1 9 5 6

**USUAL STARTING LINE UP**


| OFFENSE |                | DEFENSE |                   |
|---------|----------------|---------|-------------------|
| LE 87   | Dome Dibble    | LE 78   | Darris McCord     |
| LT 76   | Lou Creekmur   | LT 70   | Ray Krouse        |
| LG 66   | Harley Sewell  | RT 74   | Bob Miller        |
| C 50    | Charley Ane    | RE 72   | Gil Mains         |
| RG 60   | Jim Salsbury   | LLB 85  | Sonny Gandee      |
| RT 75   | Oliver Spencer | MLB 56  | Joe Schmidt       |
| RE 84   | Dave Middleton | RLB 86  | Bob Long          |
| QB 22   | Bobby Layne    | LH 25   | Jim David         |
| LH 83   | Jim Doran      | RH 21   | Carl Karilivacz   |
| RH 82   | Leon Hart      | LS 24   | Jack Christiansen |
| 40      | Howard Cassady | RS 28   | Yale Lary         |
| FB 26   | Gene Gedman    |         |                   |

**1956 RESULTS** (9-3-0) 2ND  
Raymond "Buddy" Parker, Coach

| Date  | Opponent      | Crowd   | W-L-T | Score |
|-------|---------------|---------|-------|-------|
| 9-30  | Green Bay     | 24,668  | W     | 20-16 |
| 10-6  | Baltimore     | 42,622  | W     | 31-14 |
| 10-14 | Los Angeles   | 56,281* | W     | 24-21 |
| 10-21 | San Francisco | 55,662* | W     | 20-17 |
| 10-28 | Los Angeles   | 76,758  | W     | 16-7  |
| 11-4  | San Francisco | 46,708  | W     | 17-13 |
| 11-11 | Washington    | 28,003  | L     | 17-18 |
| 11-18 | Baltimore     | 55,788* | W     | 27-3  |
| 11-22 | Green Bay     | 54,087* | L     | 20-24 |
| 12-2  | Chicago       | 57,024* | W     | 42-10 |
| 12-9  | Pittsburgh    | 52,124* | W     | 45-7  |
| 12-16 | Chicago       | 49,086  | L     | 21-38 |

**TEAM STATISTICS**

|               | Detroit | (Avg.) | Opp. | (Avg.) |
|---------------|---------|--------|------|--------|
| TOTAL YARDS   | 4206    | 350.5  | 3408 | 284.0  |
| RUSHING YARDS | 2011    | 167.6  |      |        |
| PASSING YARDS | 2195    | 182.9  |      |        |
| POINTS SCORED | 300     | 25.0   | 188  | 15.7   |



Howard Cassady was the team leader in both kickoff and punt returns in 1956.

**HONOR ROLL**

**MVP** Bobby Layne  
**PRO BOWL** Charley Ane (T), Jack Christiansen, (DB), Lou Creekmur (T), Jim David (DB), Yale Lary (DB), Bobby Layne (QB), Joe Schmidt (LB)

**LION LEADERS**

**RUSHING** Gene Gedman - 135 att. - 479 yards - 7 TD's  
**PASSING** Bobby Layne - 244 att. - 129 comp. - 1909 yards - 9 TD's - 17 INT's  
**RECEIVING** Dave Middleton - 39 rec. - 606 yards - 5 TD's  
**SCORING** Bobby Layne - 99 points (5 TD's, 12 FG's, 33 PAT's)  
**PUNT RET** Howard Cassady - 13 ret. - 83 yards - 6.4 avg.  
**KO RET** Howard Cassady - 16 ret. - 382 yards - 23.9 avg.  
**PUNTING** Yale Lary - 42 punts - 1697 yards - 40.4 avg.  
**INT's** Yale Lary - 8 INT's - 182 yards - 1 TD

**1956 NFL STANDINGS**

| Western Division |   |   |   | Eastern Division |                   |   |   |   |      |
|------------------|---|---|---|------------------|-------------------|---|---|---|------|
|                  | W | L | T | Pct.             |                   | W | L | T | Pct. |
| Chicago Bears    | 9 | 2 | 1 | .618             | New York          | 8 | 3 | 1 | .727 |
| DETROIT          | 9 | 3 | 0 | .750             | Chicago Cardinals | 7 | 5 | 0 | .563 |
| San Francisco    | 5 | 6 | 1 | .455             | Washington        | 6 | 6 | 0 | .500 |
| Baltimore        | 5 | 7 | 0 | .417             | Cleveland         | 5 | 7 | 0 | .417 |
| Green Bay        | 4 | 8 | 0 | .333             | Pittsburgh        | 5 | 7 | 0 | .417 |
| Los Angeles      | 4 | 8 | 0 | .333             | Philadelphia      | 3 | 8 | 1 | .273 |

New York Giants defeated Chicago Bears, 47-7, for World Championship.

IN 1956: President Dwight D. Eisenhower wins re-election over Adlai Stevenson.

1957

USUAL STARTING LINE UP

| OFFENSE |                 | DEFENSE |                   |
|---------|-----------------|---------|-------------------|
| LE 83   | Jim Doran       | LE 79   | Gerald Perry      |
| LT 76   | Lou Creekmur    | LT 78   | Darris McCord     |
| LG 66   | Harley Sewell   | RT 72   | Gil Mains         |
| C 52    | Frank Galski    | RE 85   | Gene Cronin       |
| RG 75   | John Gordy      | LLB 47  | Jim Martin        |
| RT 50   | Charley Ane     | MLB 56  | Joe Schmidt       |
| RE 88   | Steve Junker    | RLB 57  | Roger Zatkoff     |
| QB 22   | Bobby Layne     | LH 25   | Jim David         |
| LH 26   | Gene Gedman     | RH 41   | Terry Barr        |
| RH 40   | Howard Cassidy  | LS 24   | Jack Christiansen |
| FB 35   | John H. Johnson | RS 28   | Yale Lary         |

1957 RESULTS (8-4-0) 1st

George W. Wilson, Coach


| Date  | Opponent      | Crowd   | W-L-T | Score |
|-------|---------------|---------|-------|-------|
| 9-29  | Baltimore     | 40,112  | L     | 14-34 |
| 10-6  | Green Bay     | 32,132  | W     | 24-14 |
| 10-13 | Los Angeles   | 55,914* | W     | 10-7  |
| 10-20 | Baltimore     | 55,764* | W     | 31-27 |
| 10-27 | Los Angeles   | 77,314  | L     | 17-35 |
| 11-3  | San Francisco | 59,702  | L     | 31-35 |
| 11-10 | Philadelphia  | 29,302  | W     | 27-16 |
| 11-17 | San Francisco | 56,915* | W     | 31-10 |
| 11-24 | Chicago       | 55,769* | L     | 7-27  |
| 11-28 | Green Bay     | 54,301* | W     | 18-6  |
| 12-8  | Cleveland     | 55,814* | W     | 20-7  |
| 12-15 | Chicago       | 41,088  | W     | 21-13 |

Playoff

|       |               |        |   |       |
|-------|---------------|--------|---|-------|
| 12-22 | San Francisco | 60,118 | W | 31-27 |
|-------|---------------|--------|---|-------|

World Championship

|       |           |         |   |       |
|-------|-----------|---------|---|-------|
| 12-29 | Cleveland | 55,263* | W | 59-14 |
|-------|-----------|---------|---|-------|



Darris McCord earned the lone Pro Bowl trip of his career following the 1957 campaign.

TEAM STATISTICS

|               | Detroit | (Avg.) | Opp. | (Avg.) |
|---------------|---------|--------|------|--------|
| TOTAL YARDS   | 3840    | 320.0  | 3365 | 280.4  |
| RUSHING YARDS | 1811    | 150.9  |      |        |
| PASSING YARDS | 2029    | 169.1  |      |        |
| POINTS SCORED | 251     | 20.9   | 231  | 19.3   |

HONOR ROLL

MVP Joe Schmidt  
 PRO BOWL Jack Christiansen, (DB), Lou Creekmur (T), Jim David (DB), Yale Lary (DB), Darris McCord (T), Joe Schmidt (LB), Harley Sewell (G)

LION LEADERS

RUSHING John Henry Johnson - 129 att. - 621 yards - 5 TD's  
 PASSING Bobby Layne - 179 att. - 87 comp. - 1169 yards - 6 TD's - 10 INT's  
 RECEIVING Jim Doran - 33 rec. - 624 yards - 5 TD's  
 SCORING Bobby Layne - 43 points (6 FG's, 25 PAT's)  
 PUNT RET Yale Lary - 25 ret. - 139 yards - 5.6 avg.  
 KO RET Howard Cassidy - 10 ret. - 232 yards - 23.2 avg.  
 PUNTING Yale Lary - 54 punts - 2155 yards - 39.9 avg.  
 INT's Jack Christiansen - 10 INT's - 137 yards - 1 TD

1957 NFL STANDINGS

Western Division

|               | W | L | T | Pct. |
|---------------|---|---|---|------|
| DETROIT*      | 8 | 4 | 0 | .667 |
| San Francisco | 8 | 4 | 0 | .667 |
| Baltimore     | 7 | 5 | 0 | .563 |
| Los Angeles   | 6 | 6 | 0 | .500 |
| Chicago Bears | 5 | 7 | 0 | .417 |
| Green Bay     | 3 | 9 | 0 | .250 |

Eastern Division

|                   | W | L | T | Pct. |
|-------------------|---|---|---|------|
| Cleveland         | 9 | 2 | 1 | .816 |
| New York          | 7 | 5 | 0 | .583 |
| Pittsburgh        | 6 | 6 | 0 | .500 |
| Washington        | 5 | 6 | 1 | .455 |
| Philadelphia      | 4 | 8 | 0 | .333 |
| Chicago Cardinals | 3 | 9 | 0 | .250 |

\*DETROIT defeated San Francisco, 31-27, in divisional playoff.  
 DETROIT defeated Cleveland, 59-14, for World Championship.

IN 1957: President Eisenhower sends troops to Little Rock, Arkansas, to quell mob and protect school integration.

1 9 5 8

**USUAL STARTING LINE UP**

**OFFENSE**

|       |                 |
|-------|-----------------|
| LE 83 | Jim Doran       |
| LT 76 | Lou Creekmur    |
| LG 66 | Harley Sewell   |
| C 50  | Charley Ane     |
| RG 67 | Stan Campbell   |
| RT 73 | Ken Russell     |
| RE 84 | Dave Middleton  |
| QB 18 | Tobin Rote      |
| LH 34 | Ken Webb        |
| RH 40 | Howard Cassady  |
| FB 35 | John H. Johnson |

**DEFENSE**

|        |               |
|--------|---------------|
| LE 78  | Darris McCord |
| LT 71  | Alex Karras   |
| RT 72  | Gil Mains     |
| RE 85  | Gene Cronin   |
| LLB 86 | Bob Long      |
| MLB 56 | Joe Schmidt   |
| RLB 57 | Roger Zatkoff |
| LH 25  | Jim David     |
| RH 41  | Terry Barr    |
| LS 43  | Gary Lowe     |
| RS 28  | Yale Lary     |

**1958 RESULTS (4-7-1) 5th**

George W. Wilson, Coach

| Date  | Opponent      | Crowd   | W-L-T | Score |
|-------|---------------|---------|-------|-------|
| 9-28  | Baltimore     | 48,377  | L     | 15-28 |
| 10-5  | Green Bay     | 32,035  | T     | 13-13 |
| 10-12 | Los Angeles   | 55,648* | L     | 28-42 |
| 10-19 | Baltimore     | 55,190* | L     | 14-40 |
| 10-26 | Los Angeles   | 81,703  | W     | 41-24 |
| 11-2  | San Francisco | 59,213  | L     | 21-24 |
| 11-9  | Cleveland     | 75,363  | W     | 30-10 |
| 11-16 | San Francisco | 54,523* | W     | 35-21 |
| 11-23 | Chicago       | 55,280* | L     | 7-20  |
| 11-27 | Green Bay     | 50,971* | W     | 24-14 |
| 12-7  | New York      | 50,115* | L     | 17-19 |
| 12-14 | Chicago       | 38,346  | L     | 16-21 |



Starting in 1958, Jim Martin led the Lions in scoring in three of the next four seasons.

**TEAM STATISTICS**

|                      | Detroit | (Avg.) | Opp. | (Avg.) |
|----------------------|---------|--------|------|--------|
| <b>TOTAL YARDS</b>   | 3239    | 269.9  | 3837 | 319.8  |
| <b>RUSHING YARDS</b> | 1360    | 113.3  |      |        |
| <b>PASSING YARDS</b> | 1869    | 155.8  |      |        |
| <b>POINTS SCORED</b> | 261     | 21.8   | 276  | 23.0   |

**HONOR ROLL**

**MVP** Joe Schmidt  
**PRO BOWL** Charley Ane (C), Jim David (DB), Yale Lary (DB), Joe Schmidt (LB), Harley Sewell (G)

**LION LEADERS**

**RUSHING** Tobin Rote - 77 att. - 351 yards - 3 TD's  
**PASSING** Tobin Rote - 257 att. - 118 comp. - 1678 yards - 14 TD's - 10 INT's  
**RECEIVING** Dave Middleton - 29 rec. - 506 yards - 3 TD's  
**SCORING** Jim Martin - 49 points (7 FG's, 28 PAT's)  
**PUNT RET** Yale Lary - 27 punts - 196 yards - 7.3 avg. - 1 TD  
**KO RET** Ken Webb - 7 ret. - 154 yards - 22.0 avg.  
**PUNTING** Yale Lary - 59 punts - 2525 yards - 42.8 avg.  
**INT's** Joe Schmidt - 6 INT's - 69 yards

**1958 NFL STANDINGS**

**Western Division**

|               | W | L  | T | Pct. |
|---------------|---|----|---|------|
| Baltimore     | 9 | 3  | 0 | .750 |
| Chicago Bears | 8 | 4  | 0 | .667 |
| Los Angeles   | 8 | 4  | 0 | .667 |
| San Francisco | 6 | 6  | 0 | .500 |
| DETROIT       | 4 | 7  | 1 | .364 |
| Green Bay     | 1 | 10 | 1 | .091 |

**Eastern Division**

|                   | W | L | T | Pct. |
|-------------------|---|---|---|------|
| Cleveland         | 9 | 3 | 0 | .750 |
| New York          | 9 | 3 | 0 | .750 |
| Pittsburgh        | 7 | 4 | 1 | .636 |
| Washington        | 4 | 7 | 1 | .364 |
| Chicago Cardinals | 2 | 9 | 1 | .162 |
| Philadelphia      | 2 | 9 | 1 | .162 |

\*New York Giants defeated Cleveland, 10-0, in divisional playoff.  
 Baltimore defeated New York, 23-17, for World Championship. (Sudden Death 8:15)

IN 1958: Army's Jupiter-C rocket fires first U.S. earth satellite, Explorer I, into orbit.

1959

## USUAL STARTING LINE UP

## OFFENSE

|       |                 |
|-------|-----------------|
| LE 84 | Dave Middleton  |
| LT 76 | Lou Creekmur    |
| LG 66 | Harley Sewell   |
| C 50  | Charley Ane     |
| RG 75 | John Gordy      |
| RT 73 | Ollie Spencer   |
| RE 80 | Jim Gibbons     |
| QB 14 | Earl Morrall    |
| LH 41 | Terry Barr      |
| RH 40 | Howard Cassady  |
| FB 35 | John H. Johnson |

## DEFENSE

|        |               |
|--------|---------------|
| LE 78  | Darris McCord |
| LT 71  | Alex Karras   |
| RT 72  | Gil Mains     |
| RE 53  | Bill Glass    |
| LLB 86 | Bob Long      |
| MLB 56 | Joe Schmidt   |
| RLB 47 | Jim Martin    |
| LH 25  | Jim David     |
| RH 28  | Yale Lary     |
| LS 43  | Gary Lowe     |
| RS 23  | Dave Whitself |

## 1959 RESULTS (3-8-1) 5th

George W. Wilson, Coach

| Date  | Opponent      | Crowd   | W-L-T | Score |
|-------|---------------|---------|-------|-------|
| 9-27  | Baltimore     | 55,588  | L     | 9-21  |
| 10-4  | Green Bay     | 32,150  | L     | 10-28 |
| 10-11 | Baltimore     | 54,197* | L     | 24-31 |
| 10-18 | San Francisco | 52,585* | L     | 13-34 |
| 10-25 | Los Angeles   | 74,288  | W     | 17-7  |
| 11-1  | San Francisco | 59,064  | L     | 7-33  |
| 11-8  | Pittsburgh    | 24,614  | T     | 10-10 |
| 11-15 | Los Angeles   | 52,217* | W     | 23-17 |
| 11-22 | Chicago       | 54,059* | L     | 14-24 |
| 11-26 | Green Bay     | 49,221* | L     | 17-24 |
| 12-6  | Cardinals     | 45,811* | W     | 45-21 |
| 12-13 | Chicago       | 40,890  | L     | 14-25 |

## TEAM STATISTICS

|               | Detroit | (Avg.) | Opp. | (Avg.) |
|---------------|---------|--------|------|--------|
| TOTAL YARDS   | 3456    | 288.0  | 3656 | 304.7  |
| RUSHING YARDS | 1792    | 149.3  |      |        |
| PASSING YARDS | 2131    | 177.6  |      |        |
| POINTS SCORED | 203     | 16.9   | 275  | 22.9   |

## HONOR ROLL

|          |   |
|----------|---|
| MVP      | Jim Martin  |
| PRO BOWL | Jim David (DB), Yale Lary (DB), Joe Schmidt (LB), Harley Sewell (G) |

## LION LEADERS

|           |  |
|-----------|--|
| RUSHING   | Nick Pietrosante - 76 att. - 447 yards - 3 TD's                    |
| PASSING   | Earl Morrall - 137 att. - 65 comp. - 1102 yards - 5 TD's - 6 INT's |
| RECEIVING | Jim Gibbons - 31 rec. - 431 yards - 1 TD                           |
| SCORING   | Howard Cassady - 30 points (5 TD's)                                |
| PUNT RET  | Terry Barr - 16 ret. - 102 yards - 6.4 avg.                        |
| KO RET    | Ken Webb - 16 ret. - 352 yards - 22.0 avg.                         |
| PUNTING   | Yale Lary - 45 punts - 2118 yards - 47.1 avg.                      |
| INT's     | Gary Lowe - 5 INT's - 130 yards                                    |



In the first of two consecutive years, Jim Gibbons was the Lions' team leader in receptions in 1959 with 31 catches for 431 yards.

## 1959 NFL STANDINGS

## Western Division

|               | W | L  | T | Pct. |
|---------------|---|----|---|------|
| Baltimore     | 9 | 3  | 0 | .750 |
| Chicago Bears | 8 | 4  | 0 | .667 |
| Green Bay     | 7 | 5  | 0 | .583 |
| San Francisco | 7 | 5  | 0 | .563 |
| DETROIT       | 3 | 8  | 1 | .213 |
| Los Angeles   | 2 | 10 | 0 | .167 |

## Eastern Division

|                   | W  | L  | T | Pct. |
|-------------------|----|----|---|------|
| New York          | 10 | 2  | 0 | .833 |
| Cleveland         | 7  | 5  | 0 | .563 |
| Philadelphia      | 7  | 5  | 0 | .583 |
| Pittsburgh        | 6  | 5  | 1 | .545 |
| Washington        | 3  | 9  | 0 | .250 |
| Chicago Cardinals | 2  | 10 | 0 | .167 |

Baltimore defeated New York, 31-16, for World Championship.

IN 1959: St. Lawrence Seaway opens, allowing ocean ships to reach the Midwest from the Atlantic Ocean.

# 1960

## USUAL STARTING LINE UP

| OFFENSE |                  |        | DEFENSE           |  |  |
|---------|------------------|--------|-------------------|--|--|
| LE 89   | Gail Cogdill     | LE 78  | Darris McCord     |  |  |
| LT 73   | Oliver Spencer   | LT 71  | Alex Karras       |  |  |
| LG 66   | Harley Sewell    | RT 76  | Roger Brown       |  |  |
| C 50    | Bob Scholtz      | RE 53  | Bill Glass        |  |  |
| RG 75   | John Gordy       | LLB 57 | C. Brettschneider |  |  |
| RT 70   | Willie McClung   | MLB 56 | Joe Schmidt       |  |  |
| RE 80   | Jim Gibbons      | RLB 55 | Wayne Walker      |  |  |
| QB 15   | Jim Ninowski     | LH 81  | Dick Lane         |  |  |
| LH 45   | Dan Lewis        | RH 24  | Dick LeBeau       |  |  |
| RH 40   | Howard Cassady   | LS 43  | Gary Lowe         |  |  |
| FB 33   | Nick Pietrosante | RS 28  | Yale Lary         |  |  |

## 1960 RESULTS (7-5-0) 2nd

George W. Wilson, Coach

| Date  | Opponent      | Crowd   | W-L-T | Score |
|-------|---------------|---------|-------|-------|
| 10-2  | Green Bay     | 32,150  | L     | 9-28  |
| 10-9  | San Francisco | 49,825* | L     | 10-14 |
| 10-16 | Philadelphia  | 38,065  | L     | 10-28 |
| 10-23 | Baltimore     | 53,854* | W     | 30-17 |
| 10-30 | Los Angeles   | 53,295  | L     | 35-48 |
| 11-6  | San Francisco | 48,447  | W     | 20-0  |
| 11-13 | Los Angeles   | 54,019* | W     | 12-10 |
| 11-20 | Chicago       | 46,267  | L     | 7-28  |
| 11-24 | Green Bay     | 54,123* | W     | 23-10 |
| 12-4  | Baltimore     | 57,808  | W     | 20-15 |
| 12-11 | Dallas        | 43,272* | W     | 23-14 |
| 12-18 | Chicago       | 51,017* | W     | 36-0  |

### Runner-Up

|     |           |        |   |       |
|-----|-----------|--------|---|-------|
| 1-7 | Cleveland | 34,981 | W | 17-16 |
|-----|-----------|--------|---|-------|

## TEAM STATISTICS

|               | Detroit | (Avg.) | Opp. | (Avg.) |
|---------------|---------|--------|------|--------|
| TOTAL YARDS   | 3392    | 282.7  | 3397 | 283.0  |
| RUSHING YARDS | 1714    | 142.8  | 1348 | 112.3  |
| PASSING YARDS | 1678    | 139.8  | 2049 | 170.8  |
| POINTS SCORED | 235     | 19.6   | 212  | 17.7   |

## HONOR ROLL

**MVP** Nick Pietrosante  
**PRO BOWL** Gail Cogdill (E), Jim Gibbons (E), Alex Karras (T), Dick Lane (DB), Yale Lary (DB), Nick Pietrosante (RB), Joe Schmidt (LB)

## LION LEADERS

**RUSHING** Nick Pietrosante - 161 att. - 872 yards - 8 TD's  
**PASSING** Jim Ninowski - 283 att. - 134 comp. - 1599 yards - 2 TD's - 18 INT's  
**RECEIVING** Jim Gibbons - 51 rec. - 604 yds - 2 TD's  
**SCORING** Jim Martin - 65 points (13 FG's, 26 PAT's)  
**PUNT RET** Terry Barr - 14 ret. - 104 yards - 7.4 avg.  
**KO RET** Jim Steffen - 8 ret. - 225 yards - 28.1 avg.  
**PUNTING** Yale Lary - 64 punts - 2802 yards - 43.8 avg.  
**INT's** Dick Lane - 5 INT's 102 yards - 1 TD



In 1960, RB Nick Pietrosante led the squad with a career-high 872 yards on 161 carries.

## 1960 NFL STANDINGS

### Western Division

|               | W | L  | T | Pct. |
|---------------|---|----|---|------|
| Green Bay     | 8 | 4  | 0 | .667 |
| DETROIT       | 7 | 5  | 0 | .583 |
| San Francisco | 7 | 5  | 0 | .583 |
| Baltimore     | 6 | 6  | 0 | .500 |
| Chicago       | 5 | 6  | 1 | .454 |
| Los Angeles   | 4 | 7  | 1 | .363 |
| Dallas        | 0 | 11 | 1 | .000 |

### Eastern Division

|              | W  | L | T | Pct. |
|--------------|----|---|---|------|
| Philadelphia | 10 | 2 | 0 | .633 |
| Cleveland    | 8  | 3 | 1 | .727 |
| New York     | 6  | 4 | 2 | .600 |
| St. Louis    | 6  | 5 | 1 | .545 |
| Pittsburgh   | 5  | 6 | 1 | .454 |
| Washington   | 1  | 9 | 2 | .100 |

Philadelphia defeated Green Bay, 17-13, for World Championship.

IN 1960: With a plurality of only 118,574 votes, John F. Kennedy edges Richard Nixon in presidential election.

1 9 6 1

USUAL STARTING LINE UP

| OFFENSE |                  | DEFENSE |                     |
|---------|------------------|---------|---------------------|
| LE 89   | Gail Cogdill     | LE 78   | Darris McCord       |
| LT 79   | John Gonzaga     | LT 71   | Alex Karras         |
| LG 66   | Harley Sewell    | RT 76   | Roger Brown         |
| C 50    | Bob Scholtz      | RE 53   | Bill Glass          |
| RG 75   | John Gordy       | LLB 57  | Carl Brettschneider |
| RT 77   | Dan LaRose       | MLB 56  | Joe Schmidt         |
| RE 80   | Jim Gibbons      | RLB 55  | Wayne Walker        |
| QB 14   | Earl Morrall     | LH 81   | Dick Lane           |
| LH 45   | Dan Lewis        | RH 21   | Bruce Maher         |
| RH 41   | Terry Barr       | LS 43   | Gary Lowe           |
| FB 33   | Nick Pietrosante | RS 28   | Yale Lary           |



Gail Cogdill led the Lions in receptions for the first of two consecutive campaigns in 1961, reeling in 45 balls for 956 yards and six touchdowns.

1961 RESULTS (8-5-1) 2nd

George W. Wilson, Coach

| Date  | Opponent      | Crowd   | W-L-T | Score |
|-------|---------------|---------|-------|-------|
| 9-17  | Green Bay (M) | 44,307  | W     | 17-13 |
| 9-24  | Baltimore     | 54,259  | W     | 16-15 |
| 10-1  | San Francisco | 53,155* | L     | 0-49  |
| 10-8  | Chicago       | 50,521* | L     | 17-31 |
| 10-15 | Los Angeles   | 45,873* | W     | 14-13 |
| 10-22 | Baltimore     | 53,016* | L     | 14-17 |
| 10-29 | Los Angeles   | 49,123  | W     | 28-10 |
| 11-5  | San Francisco | 56,878  | T     | 20-20 |
| 11-12 | St. Louis     | 20,320  | W     | 45-14 |
| 11-19 | Minnesota     | 32,296  | W     | 37-10 |
| 11-23 | Green Bay     | 55,662* | L     | 9-17  |
| 12-3  | Chicago       | 47,394  | W     | 16-15 |
| 12-10 | Minnesota     | 42,655* | W     | 13-7  |
| 12-17 | Philadelphia  | 44,231* | L     | 24-27 |

Runner-Up

|     |              |        |   |       |
|-----|--------------|--------|---|-------|
| 1-6 | Philadelphia | 25,612 | W | 38-10 |
|-----|--------------|--------|---|-------|

TEAM STATISTICS

|               | Detroit | (Avg.) | Opp. | (Avg.) |
|---------------|---------|--------|------|--------|
| TOTAL YARDS   | 4412    | 315.1  | 3938 | 281.3  |
| RUSHING YARDS | 1868    | 133.4  | 1520 | 108.6  |
| PASSING YARDS | 2544    | 181.7  | 2418 | 172.7  |
| POINTS SCORED | 270     | 19.3   | 258  | 18.4   |

HONOR ROLL

MVP Joe Schmidt  
 PRO BOWL Jim Gibbons (E), Alex Karras (T), Dick Lane (DB), Yale Lary (DB), Jim Martin (G), Nick Pietrosante (RB), Joe Schmidt (LB)

LION LEADERS

RUSHING Nick Pietrosante - 201 att. - 841 yards - 5 TD's  
 PASSING Jim Ninowski - 247 att. - 117 comp. - 1921 yards - 7 TD's - 18 INT's  
 RECEIVING Gail Cogdill - 45 rec. - 956 yards - 6 TD's  
 SCORING Jim Martin - 70 points (15 FG's, 25 PAT's)  
 PUNT RET Howard Cassady - 16 ret. - 159 yards - 9.9 avg.  
 KO RET Pat Studstill - 16 ret. - 448 yards - 28.1 avg. - 1 TD  
 PUNTING Yale Lary - 52 punts - 2517 yards - 48.4 avg.  
 INT's Dick Lane and Yale Lary - 6 INT's each

1961 NFL STANDINGS

Western Division

|               | W  | L  | T | Pct. |
|---------------|----|----|---|------|
| Green Bay     | 11 | 3  | 0 | .766 |
| DETROIT       | 8  | 5  | 1 | .615 |
| Baltimore     | 8  | 6  | 0 | .571 |
| Chicago       | 8  | 6  | 0 | .571 |
| San Francisco | 7  | 6  | 1 | .536 |
| Los Angeles   | 4  | 10 | 0 | .286 |
| Minnesota     | 3  | 11 | 0 | .214 |

Eastern Division

|              | W  | L  | T | Pct. |
|--------------|----|----|---|------|
| New York     | 10 | 3  | 1 | .769 |
| Philadelphia | 10 | 4  | 0 | .714 |
| Cleveland    | 8  | 5  | 1 | .615 |
| St. Louis    | 7  | 7  | 0 | .500 |
| Pittsburgh   | 6  | 8  | 0 | .429 |
| Dallas       | 4  | 9  | 1 | .308 |
| Washington   | 1  | 12 | 1 | .077 |

Green Bay defeated New York, 37-0, for World Championship.

# 1962

## USUAL STARTING LINE UP

### OFFENSE

LE 89 Gail Cogdill  
 LT 79 John Gonzaga  
 LG 66 Harley Sewell  
 C 71 Bob Whitlow  
 RG 75 John Gordy  
 RT 77 Dan LaRose  
 RE 80 Jim Gibbons  
 QB 16 Milt Plum  
 LH 45 Dan Lewis  
 RH 25 Pat Studstill  
 FB 33 Nick Pietrosante

### DEFENSE

LE 78 Darris McCord  
 LT 71 Alex Karras  
 RT 76 Roger Brown  
 RE 88 Sam Williams  
 LLB 57 Carl Brettschneider  
 MLB 56 Joe Schmidt  
 RLB 55 Wayne Walker  
 LH 81 Dick Lane  
 RH 44 Dick LeBeau  
 LS 43 Gary Lowe  
 RS 28 Yale Lary



LB Joe Schmidt made the last of his nine consecutive trips to the Pro Bowl following the 1962 season.

## 1962 RESULTS (11-3-0) 2nd

George W. Wilson, Coach

| Date  | Opponent      | Crowd   | W-L-T | Score |
|-------|---------------|---------|-------|-------|
| 9-16  | Pittsburgh    | 46,641* | W     | 45-7  |
| 9-23  | San Francisco | 51,032* | W     | 45-24 |
| 9-30  | Baltimore     | 57,966  | W     | 29-20 |
| 10-7  | Green Bay     | 38,669  | L     | 7-9   |
| 10-14 | Los Angeles   | 53,714* | W     | 13-10 |
| 10-21 | New York      | 62,856  | L     | 14-17 |
| 10-28 | Chicago       | 53,342* | W     | 11-3  |
| 11-4  | Los Angeles   | 44,241  | W     | 12-3  |
| 11-11 | San Francisco | 43,449  | W     | 38-24 |
| 11-22 | Green Bay     | 57,598* | W     | 26-14 |
| 11-18 | Minnesota     | 31,257  | W     | 17-6  |
| 12-2  | Baltimore     | 53,012* | W     | 21-14 |
| 12-9  | Minnesota     | 42,256* | W     | 37-23 |
| 12-16 | Chicago       | 44,948  | L     | 0-3   |

### Runner-Up

|     |            |        |   |       |
|-----|------------|--------|---|-------|
| 1-6 | Pittsburgh | 36,284 | W | 17-10 |
|-----|------------|--------|---|-------|

## TEAM STATISTICS

|               | Detroit | (Avg.) | Opp. | (Avg.) |
|---------------|---------|--------|------|--------|
| TOTAL YARDS   | 4503    | 321.6  | 3217 | 229.8  |
| RUSHING YARDS | 1922    | 137.3  | 1231 | 87.9   |
| PASSING YARDS | 2581    | 184.4  | 1986 | 141.9  |
| POINTS SCORED | 315     | 22.5   | 177  | 12.6   |

## HONOR ROLL

**MVP** Gail Cogdill  
**PRO BOWL** Roger Brown (T), Gail Cogdill (E), Alex Karras (T), Dick Lane (DB), Yale Lary (DB), Joe Schmidt (LB), Harley Sewell (G)

## LION LEADERS

**RUSHING** Dan Lewis - 120 att. - 488 yards - 6 TD's  
**PASSING** Milt Plum - 325 att. - 179 comp. - 2378 yards - 15 TD's - 20 INT's  
**RECEIVING** Gail Cogdill - 53 rec. - 991 yards - 7 TD's  
**SCORING** Wayne Walker - 64 points (9 FG's, 37 PAT's)  
**PUNT RET** Pat Studstill - 29 ret. - 457 yards - 15.8 avg.  
**KO RET** Tommy Watkins - 17 ret. - 452 yards - 26.6 avg.  
**PUNTING** Yale Lary - 52 punts - 2402 yards - 45.3 avg.  
**INT'S** Yale Lary - 8 INT'S - 51 yards

## 1962 NFL STANDINGS

### Western Division

|               | W  | L  | T | Pct. |
|---------------|----|----|---|------|
| Green Bay     | 13 | 1  | 0 | .929 |
| DETROIT       | 11 | 3  | 0 | .786 |
| Chicago       | 9  | 5  | 0 | .643 |
| Baltimore     | 7  | 7  | 0 | .500 |
| San Francisco | 6  | 8  | 0 | .429 |
| Minnesota     | 2  | 11 | 1 | .154 |
| Los Angeles   | 1  | 12 | 1 | .077 |

### Eastern Division

|              | W  | L  | T | Pct. |
|--------------|----|----|---|------|
| New York     | 12 | 2  | 0 | .857 |
| Pittsburgh   | 9  | 5  | 0 | .643 |
| Cleveland    | 7  | 6  | 1 | .536 |
| Washington   | 5  | 7  | 2 | .417 |
| Dallas       | 5  | 8  | 1 | .365 |
| St. Louis    | 4  | 9  | 1 | .306 |
| Philadelphia | 3  | 10 | 1 | .231 |

Green Bay defeated New York, 16-7, for World Championship.

IN 1962: Lt. Col. John Glenn becomes first American to orbit the Earth.

1 9 6 3

**USUAL STARTING LINE UP**

**OFFENSE**

|       |                |
|-------|----------------|
| LE 89 | Gail Cogdill   |
| LT 70 | Daryl Sanders  |
| LG 79 | John Gonzaga   |
| C 51  | Bob Whitlow    |
| RG 75 | John Gordy     |
| RT 61 | Lucien Reeberg |
| RE 80 | Jim Gibbons    |
| QB 14 | Earl Morrall   |
| LH 23 | Tommy Watkins  |
| RH 41 | Terry Barr     |
| FB 45 | Dan Lewis      |

**DEFENSE**

|        |                |
|--------|----------------|
| LE 78  | Darris McCord  |
| LT 72  | Floyd Peters   |
| RT 76  | Roger Brown    |
| RE 88  | Sam Williams   |
| LLB 54 | Max Messner    |
| MLB 53 | Dennis Gaubatz |
| RLB 55 | Wayne Walker   |
| LH 81  | Dick Lane      |
| RH 44  | Dick LeBeau    |
| LS 21  | Bruce Maher    |
| RS 86  | Tom Hall       |

**1963 RESULTS (5-8-1) 4th**

George W. Wilson, Coach

| Date  | Opponent      | Crowd   | W-L-T | Score |
|-------|---------------|---------|-------|-------|
| 9-14  | Los Angeles   | 49,342  | W     | 23-2  |
| 9-22  | Green Bay (M) | 45,912  | L     | 10-31 |
| 9-29  | Chicago       | 55,400* | L     | 21-37 |
| 10-6  | San Francisco | 44,088* | W     | 26-3  |
| 10-13 | Dallas        | 27,264  | L     | 14-17 |
| 10-20 | Baltimore     | 51,901* | L     | 21-25 |
| 10-27 | Minnesota     | 44,509* | W     | 28-10 |
| 11-3  | San Francisco | 33,511  | W     | 45-7  |
| 11-10 | Baltimore     | 59,758  | L     | 21-24 |
| 11-17 | Los Angeles   | 44,951* | L     | 21-28 |
| 11-24 | Minnesota     | 28,763  | L     | 31-34 |
| 11-28 | Green Bay     | 54,016* | T     | 13-13 |
| 12-8  | Cleveland     | 51,382* | W     | 38-10 |
| 12-15 | Chicago       | 45,317  | L     | 14-24 |



Terry Barr exploded in 1963 with then-team-records for both receptions (66) and receiving yards (1,086) in a single-season. Barr also caught 13 touchdowns passes in '63.

**TEAM STATISTICS**

|               | Detroit | (Avg.) | Opp. | (Avg.) |
|---------------|---------|--------|------|--------|
| TOTAL YARDS   | 4324    | 308.9  | 3761 | 268.6  |
| RUSHING YARDS | 1601    | 114.4  | 1564 | 111.7  |
| PASSING YARDS | 2723    | 194.5  | 2197 | 156.9  |
| POINTS SCORED | 326     | 23.3   | 265  | 18.9   |

**HONOR ROLL**

**MVP** Earl Morrall  
**PRO BOWL** Terry Barr (E), Roger Brown (T), Gail Cogdill (E), John Gordy (G), Wayne Walker (LB)

**LION LEADERS**

**RUSHING** Dan Lewis - 133 att. - 528 yards - 2 TD's  
**PASSING** Earl Morrall - 328 att. - 174 comp. - 2621 yards - 24 TD's - 14 INT's  
**RECEIVING** Terry Barr - 66 rec. - 1086 yards - 13 TD's  
**SCORING** Terry Barr - 78 points (13 TD's)  
**PUNT RET** Tommy Watkins - 32 ret. - 399 yards - 12.5 avg. - 1 TD  
**KO RET** Tommy Watkins - 21 ret. - 447 yards - 21.3 avg.  
**PUNTING** Yale Lary - 35 punts - 1713 yards - 48.9 avg.  
**INT's** Dick LeBeau and Dick Lane - 5 INT's each

**1963 NFL STANDINGS**

**Western Division**

|               | W  | L  | T | Pct. |
|---------------|----|----|---|------|
| Chicago       | 11 | 1  | 2 | .917 |
| Green Bay     | 11 | 2  | 1 | .846 |
| Baltimore     | 8  | 6  | 0 | .571 |
| DETROIT       | 5  | 8  | 1 | .385 |
| Minnesota     | 5  | 8  | 1 | .385 |
| Los Angeles   | 5  | 9  | 0 | .357 |
| San Francisco | 2  | 12 | 0 | .143 |

**Eastern Division**

|              | W  | L  | T | Pct. |
|--------------|----|----|---|------|
| New York     | 11 | 3  | 0 | .765 |
| Cleveland    | 10 | 4  | 0 | .714 |
| St. Louis    | 9  | 5  | 0 | .643 |
| Pittsburgh   | 7  | 4  | 3 | .636 |
| Dallas       | 4  | 10 | 0 | .266 |
| Washington   | 3  | 11 | 0 | .214 |
| Philadelphia | 2  | 10 | 2 | .167 |

Chicago defeated New York, 14-10, for World Championship.

IN 1963: President John F. Kennedy shot and killed by sniper in Dallas; Lyndon B. Johnson takes oath of office.

# 1964

## USUAL STARTING LINE UP

| OFFENSE |                  | DEFENSE |                |
|---------|------------------|---------|----------------|
| E 89    | Gail Cogdill     | LE 78   | Darris McCord  |
| LT 70   | Daryl Sanders    | LT 71   | Alex Karras    |
| LG 79   | John Gonzaga     | RT 76   | Roger Brown    |
| C 51    | Bob Whitlow      | RE 88   | Sam Williams   |
| RG 75   | John Gordy       | LLB 59  | Ernie Clark    |
| RT 72   | J.D. Smith       | MLB 53  | Dennis Gowbatz |
| E 80    | Jim Gibbons      | RLB 55  | Wayne Walker   |
| QB 16   | Milt Plum        | DB 27   | Bobby Thompson |
| LH 23   | Tom Watkins      | DB 44   | Dick LeBeau    |
| RH 41   | Terry Barr       | DB 21   | Bruce Maher    |
| FB 33   | Nick Pietrosante | DB 28   | Yale Lary      |

## 1964 RESULTS (7-5-2) 4th

George W. Wilson, Coach

| Date  | Opponent      | Crowd   | W-L-T | Score |
|-------|---------------|---------|-------|-------|
| 9-13  | San Francisco | 33,204  | W     | 26-17 |
| 9-19  | Los Angeles   | 52,001  | T     | 17-17 |
| 9-28  | Green Bay     | 59,203* | L     | 10-14 |
| 10-4  | New York      | 54,836* | W     | 26-3  |
| 10-11 | Minnesota     | 40,840  | W     | 24-20 |
| 10-18 | Chicago       | 47,567  | W     | 10-0  |
| 10-25 | Baltimore     | 57,814* | L     | 0-34  |
| 11-1  | Los Angeles   | 52,064* | W     | 37-17 |
| 11-8  | Green Bay     | 42,327  | L     | 7-30  |
| 11-15 | Cleveland     | 83,064  | L     | 21-37 |
| 11-22 | Minnesota     | 48,291* | T     | 23-23 |
| 11-26 | Chicago       | 52,231* | L     | 24-27 |
| 12-6  | Baltimore     | 60,213  | W     | 31-14 |
| 12-13 | San Francisco | 41,854* | W     | 24-7  |

## TEAM STATISTICS

|               | Detroit | (Avg.) | Opp. | (Avg.) |
|---------------|---------|--------|------|--------|
| TOTAL YARDS   | 3972    | 283.7  | 4062 | 290.1  |
| RUSHING YARDS | 1414    | 101.0  | 1638 | 117.0  |
| PASSING YARDS | 2558    | 182.7  | 2424 | 173.1  |
| POINTS SCORED | 280     | 20.0   | 260  | 18.6   |

## HONOR ROLL

**MVP** Jim Gibbons  
**PRO BOWL** Terry Barr (E), Roger Brown (T), Jim Gibbons (E), John Gordy (T), Yale Lary (DB), Dick LeBeau (DB), Wayne Walker (LB)

## LION LEADERS

**RUSHING** Nick Pietrosante - 147 att. - 536 yards - 4 TD's  
**PASSING** Milt Plum - 287 att. - 154 comp. - 2241 yards - 18 TD's - 15 INT's  
**RECEIVING** Terry Barr - 57 rec. - 1030 yards - 9 TD's  
**SCORING** Wayne Walker - 74 points (14 FG's, 32 PAT's)  
**PUNT RET** Tommy Watkins - 16 ret. - 238 yards - 14.9 yards - 2 TD's  
**KO RET** Pat Studstill - 29 ret. - 708 yards - 24.4 avg.  
**PUNTING** Yale Lary - 67 punts - 3102 yards - 46.3 avg.  
**INT's** Yale Lary - 6 INT's - 101 yards



In addition to his ball-hawking defensive efforts, LB Wayne Walker led the Lions in scoring on three different occasions, with the second time coming in 1964 when he scored 74 points.

## 1964 NFL STANDINGS

### Western Division

|               | W  | L  | T | Pct. |
|---------------|----|----|---|------|
| Baltimore     | 12 | 2  | 0 | .657 |
| Green Bay     | 8  | 5  | 1 | .615 |
| Minnesota     | 8  | 5  | 1 | .615 |
| DETROIT       | 7  | 5  | 2 | .583 |
| Los Angeles   | 5  | 7  | 2 | .417 |
| Chicago       | 5  | 9  | 0 | .357 |
| San Francisco | 4  | 10 | 0 | .286 |

### Eastern Division

|              | W  | L  | T | Pct. |
|--------------|----|----|---|------|
| Cleveland    | 10 | 3  | 1 | .769 |
| St. Louis    | 9  | 3  | 2 | .750 |
| Philadelphia | 6  | 8  | 0 | .429 |
| Washington   | 6  | 8  | 0 | .429 |
| Dallas       | 5  | 8  | 1 | .365 |
| Pittsburgh   | 5  | 9  | 0 | .357 |
| New York     | 2  | 10 | 2 | .166 |

Cleveland defeated Baltimore, 27-0, for World Championship.

IN 1964: "My Fair Lady" takes Academy Awards for Best Picture, Director (George Cukor) and Actor (Rex Harrison).

# 1965

## USUAL STARTING LINE UP

### OFFENSE

|    |    |                      |
|----|----|----------------------|
| LE | 89 | Gail Cogdill         |
| LT | 70 | Daryl Sanders        |
| LG | 62 | Ted Karras           |
| C  | 54 | Ed Flanagan          |
| RG | 75 | John Gordy           |
| RT | 73 | Roger Shoals         |
| RE | 80 | Jim Gibbons (7)      |
|    | 83 | Ron Kramer (7)       |
| QB | 16 | Milt Plum            |
| HB | 32 | Joe Don Looney       |
| FL | 41 | Terry Barr (7)       |
|    | 25 | Pat Studstill (7)    |
| FB | 33 | Nick Pietrosante (6) |

### DEFENSE

|     |    |                      |
|-----|----|----------------------|
| LE  | 78 | Darris McCord        |
| LT  | 71 | Alex Karras          |
| RT  | 76 | Roger Brown          |
| RE  | 88 | Sam Williams         |
| LLB | 59 | Ernie Clark (4)      |
|     | 67 | Wally Hilgenberg (3) |
|     | 53 | Mike Lucci (3)       |
| MLB | 56 | Joe Schmidt          |
| RLB | 55 | Wayne Walker         |
| LH  | 44 | Dick LeBeau          |
| RH  | 27 | Bobby Thompson       |
| LS  | 21 | Bruce Maher          |
| RS  | 47 | Wayne Rasmussen      |

## 1965 RESULTS (6-7-1) 6th

Harry Gilmer, Coach

| Date  | Opponent      | Crowd   | W-L-T | Score |
|-------|---------------|---------|-------|-------|
| 9-19  | Los Angeles   | 46,941* | W     | 20-0  |
| 9-26  | Minnesota     | 46,826  | W     | 31-29 |
| 10-3  | Washington    | 52,627* | W     | 14-10 |
| 10-10 | Baltimore     | 60,238  | L     | 7-31  |
| 10-17 | Green Bay     | 56,712* | L     | 21-31 |
| 10-24 | Chicago       | 45,658  | L     | 10-38 |
| 10-31 | Los Angeles   | 35,137  | W     | 31-7  |
| 11-7  | Green Bay     | 50,852  | W     | 12-7  |
| 11-14 | San Francisco | 54,534* | L     | 21-27 |
| 11-21 | Chicago       | 51,499* | L     | 10-17 |
| 11-25 | Baltimore     | 55,036* | T     | 24-24 |
| 12-5  | San Francisco | 38,463  | L     | 14-17 |
| 12-12 | Minnesota     | 45,420* | L     | 7-29  |
| 12-19 | Philadelphia  | 56,718  | W     | 35-28 |

## TEAM STATISTICS

|               | Detroit | (Avg.) | Opp. | (Avg.) |
|---------------|---------|--------|------|--------|
| TOTAL YARDS   | 3303    | 235.9  | 3557 | 254.1  |
| RUSHING YARDS | 1469    | 104.9  | 1460 | 104.3  |
| PASSING YARDS | 1834    | 131.0  | 2097 | 149.8  |
| POINTS SCORED | 257     | 18.4   | 295  | 21.1   |

## HONOR ROLL

**MVP** Bruce Maher  
**PRO BOWL** Roger Brown (T), John Gordy (T), Alex Karras (T), Dick LeBeau (DB), Pat Studstill (E), Wayne Walker (LB)

## LION LEADERS

**RUSHING** Amos Marsh - 131 att. - 405 yards - 6 TD's  
**PASSING** Milt Plum - 308 att. - 143 comp. - 1710 yards - 12 TD's - 19 INT's  
**RECEIVING** Pat Studstill - 28 rec. - 389 yards - 3 TD's  
**SCORING** Wayne Walker - 57 points (8 FG's, 33 PAT's)  
**PUNT RET** Tommy Watkins - 23 ret. - 234 yards - 10.2 avg.  
**KO RET** Tommy Watkins - 17 ret. - 584 yards - 34.3 avg.  
**PUNTING** Pat Studstill - 78 punts - 3335 yards - 42.8 avg.  
**INT's** Dick LeBeau - 7 INT's - 84 yards - 1 TD



Rookie Ed Flanagan began his 10-year stint as the Lions' starting center in 1965.

## 1965 NFL STANDINGS

### Western Division

|               | W  | L  | T | Pct. |
|---------------|----|----|---|------|
| Green Bay*    | 10 | 3  | 1 | .769 |
| Baltimore     | 10 | 3  | 1 | .769 |
| Chicago       | 9  | 5  | 0 | .643 |
| San Francisco | 7  | 6  | 1 | .536 |
| Minnesota     | 7  | 7  | 0 | .500 |
| DETROIT       | 6  | 7  | 1 | .462 |
| Los Angeles   | 4  | 10 | 0 | .286 |

### Eastern Division

|              | W  | L  | T | Pct. |
|--------------|----|----|---|------|
| Cleveland    | 11 | 3  | 0 | .766 |
| Dallas       | 7  | 7  | 0 | .500 |
| New York     | 7  | 7  | 0 | .500 |
| Washington   | 6  | 8  | 0 | .429 |
| Philadelphia | 5  | 9  | 0 | .357 |
| St. Louis    | 5  | 9  | 0 | .357 |
| Pittsburgh   | 2  | 12 | 0 | .143 |

\*Green Bay defeated Baltimore, 13-10, in divisional playoff (overtime).  
 Green Bay defeated Cleveland, 23-12, for World Championship.

IN 1965: The senior citizens' governmental medical assistance program, Medicare, begins.

# 1966

## USUAL STARTING LINE UP

### OFFENSE

LE 89 Gail Cogdill  
 LT 70 Daryl Sanders  
 LG 66 Bob Kowalkowski  
 C 54 Ed Flanagan  
 RG 75 John Gordy  
 RT 72 J.D. Smith  
 RE 88 Ron Kramer  
 QB 14 Karl Sweetan  
 HB 31 Amos Marsh  
 FL 25 Pat Studstill  
 FB 35 Tom Nowatzke

### DEFENSE

LE 78 Darris McCord  
 LT 71 Alex Karras  
 RT 76 Roger Brown  
 RE 74 Larry Hand  
 LLB 53 Mike Lucci  
 MLB 59 Ernie Clark  
 RLB 67 Wally Hilgenberg (6)  
 55 Wayne Walker (5)  
 LH 44 Dick LeBeau  
 RH 43 Bobby Smith  
 LS 21 Bruce Maher  
 RS 27 Bobby Thompson

## 1966 RESULTS (4-9-1) 6th

Harry Gilmer, Coach

| Date  | Opponent      | Crowd   | W-L-T | Score |
|-------|---------------|---------|-------|-------|
| 9-11  | Chicago       | 52,225* | W     | 14-3  |
| 9-18  | Pittsburgh    | 35,473  | L     | 3-17  |
| 9-25  | Atlanta       | 47,615* | W     | 28-10 |
| 10-2  | Green Bay     | 50,861  | L     | 14-23 |
| 10-9  | Los Angeles   | 52,793* | L     | 7-14  |
| 10-16 | Baltimore     | 60,238  | L     | 14-45 |
| 10-23 | San Francisco | 36,745  | L     | 24-27 |
| 10-30 | Green Bay     | 56,954* | L     | 7-31  |
| 11-6  | Chicago       | 47,041  | T     | 10-10 |
| 11-13 | Minnesota     | 43,939  | W     | 32-31 |
| 11-20 | Baltimore     | 52,383* | W     | 20-14 |
| 11-24 | San Francisco | 53,189* | L     | 14-41 |
| 12-4  | Los Angeles   | 40,039  | L     | 3-23  |
| 12-11 | Minnesota     | 43,022* | L     | 16-28 |



In 1966, Pat Studstill eclipsed Terry Barr's franchise records for both receptions and receiving yards in a season by catching 67 passes for 1,266 yards.

## TEAM STATISTICS

|               | Detroit | (Avg.) | Opp. | (Avg.) |
|---------------|---------|--------|------|--------|
| TOTAL YARDS   | 3853    | 275.2  | 4414 | 315.3  |
| RUSHING YARDS | 1429    | 102.1  | 2006 | 143.3  |
| PASSING YARDS | 2424    | 173.1  | 2408 | 172.0  |
| POINTS SCORED | 206     | 14.7   | 317  | 22.6   |

## HONOR ROLL

MVP Pat Studstill  
 PRO BOWL Roger Brown (T), Dick LeBeau (DB), Pat Studstill (E)

## LION LEADERS

RUSHING Tom Nowatzke - 151 att. - 512 yards - 6 TD's  
 PASSING Karl Sweetan - 309 att. - 157 comp. - 1809 yards - 4 TD's - 14 INT's  
 RECEIVING Pat Studstill - 67 rec. - 1266 yards - 5 TD's  
 SCORING Garo Yepremian - 50 points (13 FG's, 11 PAT's)  
 PUNT RET Tommy Vaughn - 18 ret. - 179 yards - 9.9 avg.  
 KO RET Tommy Vaughn - 23 ret. - 595 yards - 25.9 avg.  
 PUNTING Pat Studstill - 72 punts - 2956 yards - 41.1 avg.  
 INT's Mike Lucci - 5 INT's - 118 yards - 1 TD

## 1966 NFL STANDINGS

### Western Division

|               | W  | L | T | Pct. |
|---------------|----|---|---|------|
| Green Bay     | 12 | 2 | 0 | .857 |
| Baltimore     | 9  | 5 | 0 | .643 |
| Los Angeles   | 8  | 6 | 0 | .571 |
| San Francisco | 6  | 6 | 2 | .500 |
| Chicago       | 5  | 7 | 2 | .417 |
| DETROIT       | 4  | 9 | 1 | .308 |
| Minnesota     | 4  | 9 | 1 | .308 |

### Eastern Division

|              | W  | L  | T | Pct. |
|--------------|----|----|---|------|
| Dallas       | 10 | 3  | 1 | .769 |
| Cleveland    | 9  | 5  | 0 | .643 |
| Philadelphia | 9  | 5  | 0 | .643 |
| St. Louis    | 8  | 5  | 1 | .615 |
| Washington   | 7  | 7  | 0 | .500 |
| Pittsburgh   | 5  | 8  | 1 | .365 |
| Atlanta      | 3  | 11 | 0 | .214 |
| New York     | 1  | 12 | 1 | .017 |

Green Bay defeated Dallas, 34-27, for NFL Championship.  
 Green Bay defeated Kansas City (AFL), 35-10, in Super Bowl I.

IN 1966: Wilt Chamberlain claims a record seventh consecutive NBA scoring title, averaging 33.5 points per game for Philadelphia.

# 1967

## USUAL STARTING LINE UP

### OFFENSE

|    |    |                    |
|----|----|--------------------|
| LE | 81 | Bill Malinchak (6) |
|    | 89 | Gail Codgill (6)   |
| LT | 52 | Bill Cottrell      |
| LG | 63 | Chuck Walton       |
| C  | 54 | Ed Flanagan        |
| RG | 75 | John Gordy         |
| RT | 79 | Charlie Bradshaw   |
| RE | 88 | Ron Kramer (6)     |
|    | 80 | Jim Gibbons (6)    |
| QB | 14 | Karl Sweetan (6)   |
|    | 16 | Milt Plum (6)      |
| HB | 31 | Amos Marsh (6)     |
|    | 23 | Tom Watkins (6)    |
| FB | 24 | Mel Farr           |
| FL | 25 | Pat Studstill (5)  |
|    | 87 | John Henderson (4) |

### DEFENSE

|     |    |                  |
|-----|----|------------------|
| LE  | 78 | Darris McCord    |
| LT  | 71 | Alex Karras      |
| RT  | 82 | Jerry Rush       |
| RE  | 74 | Larry Hand       |
| LLB | 59 | Ernie Clark      |
| MLB | 53 | Mike Lucci       |
| RLB | 55 | Wayne Walker (5) |
|     | 50 | Paul Naumoff (6) |
| LH  | 20 | Lem Barney       |
| RH  | 44 | Dick LeBeau      |
| LS  | 21 | Bruce Maher      |
| RS  | 48 | Tom Vaughn       |

## 1967 RESULTS (5-7-2) 3rd

Joe Schmidt, Coach

| Date  | Opponent      | Crowd   | W-L-T | Score |
|-------|---------------|---------|-------|-------|
| 9-17  | Green Bay     | 50,861  | T     | 17-17 |
| 9-24  | Cleveland     | 57,383* | W     | 31-14 |
| 10-1  | St. Louis     | 43,821  | L     | 28-38 |
| 10-8  | Green Bay     | 57,877* | L     | 17-27 |
| 10-15 | Chicago       | 46,024  | L     | 3-14  |
| 10-22 | Atlanta       | 50,601* | W     | 24-3  |
| 10-29 | San Francisco | 37,990  | W     | 45-3  |
| 11-5  | Chicago       | 55,606* | L     | 13-27 |
| 11-12 | Minnesota     | 40,032  | T     | 10-10 |
| 11-19 | Baltimore     | 60,238  | L     | 7-14  |
| 11-23 | Los Angeles   | 54,389* | L     | 7-31  |
| 12-3  | Pittsburgh    | 47,713* | L     | 14-24 |
| 12-10 | New York      | 63,011  | W     | 30-7  |
| 12-17 | Minnesota     | 44,874* | W     | 14-3  |



Lem Barney kicked off his NFL career in fine fashion in 1967 by leading the NFL with 10 interceptions for 232 yards. Also during his rookie year, he became the only Lion ever to return three interceptions for a touchdown in the same season.

## TEAM STATISTICS

|               | Detroit | (Avg.) | Opp. | (Avg.) |
|---------------|---------|--------|------|--------|
| TOTAL YARDS   | 3538    | 252.7  | 3528 | 252.0  |
| RUSHING YARDS | 1907    | 136.2  | 1795 | 128.2  |
| PASSING YARDS | 1631    | 116.5  | 1733 | 123.8  |
| POINTS SCORED | 260     | 18.6   | 232  | 16.6   |

## HONOR ROLL

MVP Mel Farr (Offense), Lem Barney (Defense)  
 PRO BOWL Lem Barney (DB), Mel Farr (RB)

## LION LEADERS

|                  |  |
|------------------|--|
| <b>RUSHING</b>   | Mel Farr - 206 att. - 860 yards - 3 TD's                       |
| <b>PASSING</b>   | Milt Plum - 172 att. - 86 comp. - 925 yards - 4 TD's - 8 INT's |
| <b>RECEIVING</b> | Mel Farr - 39 rec. - 317 yards - 3 TD's                        |
| <b>SCORING</b>   | Mel Farr and Tom Nowatzke - 36 points each (6 TD's)            |
| <b>PUNT RET</b>  | Tommy Watkins - 15 ret. - 57 yards - 3.8 avg.                  |
| <b>KO RET</b>    | Tommy Vaughn - 16 ret. - 446 yards - 27.9 avg.                 |
| <b>PUNTING</b>   | Pat Studstill - 36 punts - 1602 yards - 44.5                   |
| <b>INT'S</b>     | Lem Barney - 10 INT's - 232 yards - 3 TD's                     |

## 1967 NFL STANDINGS

### WESTERN CONFERENCE

|           | Central Division |   |   |      |
|-----------|------------------|---|---|------|
|           | W                | L | T | Pct. |
| Green Bay | 9                | 4 | 1 | .692 |
| Chicago   | 7                | 6 | 1 | .536 |
| DETROIT   | 5                | 7 | 2 | .417 |
| Minnesota | 3                | 8 | 3 | .273 |

### EASTERN CONFERENCE

|              | Capital Division |    |   |      |
|--------------|------------------|----|---|------|
|              | W                | L  | T | Pct. |
| Dallas       | 9                | 5  | 0 | .643 |
| Philadelphia | 6                | 7  | 1 | .462 |
| Washington   | 5                | 6  | 3 | .455 |
| New Orleans  | 3                | 11 | 0 | .214 |

### Coastal Division

|               |    |    |   |      |
|---------------|----|----|---|------|
| Los Angeles   | 11 | 1  | 2 | .917 |
| Baltimore     | 11 | 1  | 2 | .917 |
| San Francisco | 7  | 7  | 0 | .500 |
| Atlanta       | 1  | 12 | 1 | .077 |

### Century Division

|            |   |   |   |      |
|------------|---|---|---|------|
| Cleveland  | 9 | 5 | 0 | .643 |
| New York   | 7 | 7 | 0 | .500 |
| St. Louis  | 6 | 7 | 1 | .462 |
| Pittsburgh | 4 | 9 | 1 | .306 |

Green Bay defeated Los Angeles, 26-7, for Western title. Dallas defeated Cleveland, 52-14, for Eastern title. Green Bay defeated Dallas, 21-17, for NFL Championship. Green Bay defeated Oakland (AFL), 33-14, in Super Bowl II.

**IN 1967:** The theme song from the Sidney Poitier film, "To Sir With Love", recorded by LuLu, was pop music's top-selling single, beating out The Monkees' "Daydream Believer".

# 1968

## USUAL STARTING LINE UP

### OFFENSE

|    |    |                  |
|----|----|------------------|
| E  | 25 | Earl McCullouch  |
| LT | 73 | Roger Shoals     |
| LG | 63 | Chuck Walton     |
| C  | 54 | Ed Flanagan      |
| RG | 68 | Frank Gallagher  |
| RT | 79 | Charlie Bradshaw |
| TE | 88 | Charlie Sanders  |
| QB | 19 | Bill Munson      |
| FL | 3  | Bill Gambrell    |
| RB | 38 | Bill Triplett    |
| RB | 24 | Mel Farr (7)     |
|    | 43 | Dave Kopay (5)   |

### DEFENSE

|     |    |              |
|-----|----|--------------|
| LE  | 78 | John Baker   |
| LT  | 71 | Alex Karras  |
| RT  | 82 | Jerry Rush   |
| RE  | 84 | Joe Robb     |
| LLB | 50 | Paul Naumoff |
| MLB | 53 | Mike Lucci   |
| RLB | 55 | Wayne Walker |
| LH  | 20 | Lem Barney   |
| RH  | 44 | Dick LeBeau  |
| LS  | 28 | Mike Weger   |
| RS  | 48 | Tom Vaughn   |



Mel Farr capped off his second NFL season by leading the Lions in rushing with 597 yards and was named the squad's Offensive MVP.

## 1968 RESULTS (4-8-2) 4th

Joe Schmidt, Coach

| Date  | Opponent      | Crowd   | W-L-T | Score |
|-------|---------------|---------|-------|-------|
| 9-15  | Dallas        | 61,382  | L     | 13-59 |
| 9-22  | Chicago       | 50,688* | W     | 42-0  |
| 9-29  | Green Bay     | 50,861  | W     | 23-17 |
| 10-6  | Minnesota     | 44,289  | L     | 10-24 |
| 10-13 | Chicago       | 46,996  | W     | 28-10 |
| 10-20 | Green Bay     | 57,302* | T     | 14-14 |
| 10-27 | San Francisco | 53,555* | L     | 7-14  |
| 11-3  | Los Angeles   | 77,982  | L     | 7-10  |
| 11-10 | Baltimore     | 55,170* | L     | 10-27 |
| 11-17 | Minnesota     | 46,654* | L     | 6-18  |
| 11-24 | New Orleans   | 46,152* | T     | 20-20 |
| 11-28 | Philadelphia  | 47,909* | L     | 0-12  |
| 12-8  | Atlanta       | 49,437  | W     | 24-7  |
| 12-15 | Washington    | 50,123  | L     | 3-14  |

## TEAM STATISTICS

|               | Detroit | (Avg.) | Opp. | (Avg.) |
|---------------|---------|--------|------|--------|
| TOTAL YARDS   | 4022    | 287.3  | 3837 | 274.1  |
| RUSHING YARDS | 1702    | 121.6  | 1680 | 120.0  |
| PASSING YARDS | 2320    | 165.7  | 2157 | 154.1  |
| POINTS SCORED | 207     | 14.8   | 246  | 17.6   |

## HONOR ROLL

**MVP** Mel Farr (Offense), Wayne Walker (Defense)  
**PRO BOWL** Lem Barney (DB), Charlie Sanders (TE)

## LION LEADERS

**RUSHING** Mel Farr - 128 att. - 597 yards - 3 TD's  
**PASSING** Bill Munson - 329 att. - 181 comp. - 2311 yards - 15 TD's - 8 INT's  
**RECEIVING** Earl McCullouch - 40 rec. - 680 yards - 5 TD's  
**SCORING** Mel Farr and Billy Gambrell - 42 points each (6 TD's)  
**PUNT RET** Lem Barney - 13 ret. - 79 yards - 6.1 avg.  
**KO RET** Lem Barney - 25 ret. - 670 yards - 26.8 avg. - 1 TD  
**PUNTING** Jerry DePoyster - 71 punts - 2868 yards - 40.4 avg.  
**INT's** Lem Barney - 7 INT's - 82 yards

## 1968 NFL STANDINGS

### WESTERN CONFERENCE

#### Central Division

|           | W | L | T | Pct. |
|-----------|---|---|---|------|
| Minnesota | 8 | 6 | 0 | .571 |
| Chicago   | 7 | 7 | 0 | .500 |
| Green Bay | 6 | 7 | 1 | .462 |
| DETROIT   | 4 | 8 | 2 | .333 |

#### Coastal Division

|               | W  | L  | T | Pct. |
|---------------|----|----|---|------|
| Baltimore     | 13 | 1  | 0 | .929 |
| Los Angeles   | 10 | 3  | 1 | .769 |
| San Francisco | 2  | 12 | 0 | .143 |
| Atlanta       | 2  | 12 | 0 | .143 |

### EASTERN CONFERENCE

#### Capital Division

|              | W  | L  | T | Pct. |
|--------------|----|----|---|------|
| Dallas       | 12 | 2  | 0 | .857 |
| New York     | 7  | 7  | 0 | .500 |
| Washington   | 5  | 9  | 0 | .357 |
| Philadelphia | 2  | 12 | 0 | .143 |

#### Century Division

|             | W  | L  | T | Pct. |
|-------------|----|----|---|------|
| Cleveland   | 10 | 4  | 0 | .714 |
| St. Louis   | 9  | 4  | 1 | .692 |
| New Orleans | 4  | 9  | 1 | .306 |
| Pittsburgh  | 2  | 11 | 1 | .154 |

Baltimore defeated Minnesota, 24-14, for Western title. Cleveland defeated Dallas, 31-20, for Eastern title. Baltimore defeated Cleveland, 34-0, for NFL Championship. New York (AFL) defeated Baltimore, 16-7, in Super Bowl III.

IN 1968: Civil rights leader Dr. Martin Luther King Jr. is slain in Memphis.

**1969**

**USUAL STARTING LINE UP**

| OFFENSE |                  | DEFENSE |              |
|---------|------------------|---------|--------------|
| WR 25   | Earl McCullouch  | LE 84   | Joe Robb     |
| LT 73   | Roger Shoals     | LT 71   | Alex Karras  |
| LG 63   | Chuck Walton     | RT 82   | Jerry Rush   |
| C 54    | Ed Flanagan      | RE 74   | Larry Hand   |
| RG 68   | Frank Gallagher  | LLB 50  | Paul Naumoff |
| RT 76   | Rockne Freitas   | MLB 53  | Mike Lucci   |
| TE 88   | Charlie Sanders  | RLB 55  | Wayne Walker |
| WR 49   | Larry Walton     | LCB 20  | Lem Barney   |
| QB 19   | Bill Munson (7)  | RCB 44  | Dick LeBeau  |
| 11      | Greg Landry (7)  | LS 28   | Mike Weger   |
| RB 38   | Wallace Triplett | RS 48   | Tom Vaughn   |
| RB 40   | Nick Eddy (7)    |         |              |
| 24      | Mel Farr (5)     |         |              |

**1969 RESULTS** (9-4-1) 2nd

Joe Schmidt, Coach

| Date  | Opponent      | Crowd   | W-L-T | Score |
|-------|---------------|---------|-------|-------|
| 9-21  | Pittsburgh    | 51,360  | L     | 13-16 |
| 9-28  | New York      | 54,358* | W     | 24-0  |
| 10-5  | Cleveland     | 82,833  | W     | 28-21 |
| 10-12 | Green Bay     | 58,384* | L     | 17-28 |
| 10-19 | Chicago       | 54,732* | W     | 13-7  |
| 10-26 | Minnesota     | 47,900  | L     | 10-24 |
| 11-2  | San Francisco | 35,100  | W     | 26-14 |
| 11-9  | Atlanta       | 53,242* | W     | 27-21 |
| 11-16 | St. Louis     | 51,749* | W     | 20-0  |
| 11-23 | Green Bay     | 50,861  | W     | 16-10 |
| 11-27 | Minnesota     | 57,906* | L     | 0-27  |
| 12-7  | Baltimore     | 60,238  | T     | 17-17 |
| 12-14 | Los Angeles   | 53,256* | W     | 28-0  |
| 12-21 | Chicago       | 41,879  | W     | 20-8  |



*TE Charlie Sanders led the Lions with 42 receptions for 656 yards in 1969 to help earn him the second of his seven career trips to the Pro Bowl.*

**TEAM STATISTICS**

|               | Detroit | (Avg.) | Opp. | (Avg.) |
|---------------|---------|--------|------|--------|
| TOTAL YARDS   | 3355    | 239.6  | 3084 | 220.3  |
| RUSHING YARDS | 1755    | 125.4  | 1223 | 87.4   |
| PASSING YARDS | 1600    | 114.3  | 1861 | 132.9  |
| POINTS SCORED | 259     | 18.5   | 193  | 13.8   |

**HONOR ROLL**

**MVP** Charlie Sanders (Offense), Mike Lucci (Defense)  
**PRO BOWL** Lem Barney (DB), Ed Flanagan (C), Charlie Sanders (TE)

**LION LEADERS**

**RUSHING** Wallace Triplett - 111 att. - 377 yards - 3 TD's  
**PASSING** Bill Munson - 166 att. - 84 comp. - 1062 yards - 7 TD's - 8 INT's  
**RECEIVING** Charlie Sanders - 42 rec. - 656 yards - 3 TD's  
**SCORING** Errol Mann - 101 points (25 FG's, 26 PAT's)  
**PUNT RET** Lem Barney - 9 ret. - 191 yards - 21.2 avg. - 1 TD  
**KO RET** Bobby Williams - 17 ret. - 563 yards - 33.1 avg. - 1 TD  
**PUNTING** Lem Barney - 66 punts - 2249 yards - 34.1 avg.  
**INT's** Lem Barney - 8 INT's - 126 yards

**1969 NFL STANDINGS**

**WESTERN CONFERENCE**

**Central Division**

|           | W  | L  | T | Pct. |
|-----------|----|----|---|------|
| Minnesota | 12 | 2  | 0 | .857 |
| DETROIT   | 9  | 4  | 1 | .692 |
| Green Bay | 8  | 6  | 0 | .571 |
| Chicago   | 1  | 13 | 0 | .071 |

**Coastal Division**

|               | W  | L | T | Pct. |
|---------------|----|---|---|------|
| Los Angeles   | 11 | 3 | 0 | .765 |
| Baltimore     | 8  | 5 | 1 | .615 |
| Atlanta       | 6  | 8 | 0 | .429 |
| San Francisco | 4  | 8 | 2 | .333 |

**EASTERN CONFERENCE**

**Capital Division**

|              | W  | L | T | Pct. |
|--------------|----|---|---|------|
| Dallas       | 11 | 2 | 1 | .846 |
| Washington   | 7  | 5 | 2 | .563 |
| New Orleans  | 5  | 9 | 0 | .357 |
| Philadelphia | 4  | 9 | 1 | .306 |

**Century Division**

|            | W  | L  | T | Pct. |
|------------|----|----|---|------|
| Cleveland  | 10 | 3  | 1 | .769 |
| New York   | 6  | 8  | 0 | .429 |
| St. Louis  | 4  | 9  | 1 | .308 |
| Pittsburgh | 1  | 13 | 0 | .071 |

Minnesota defeated Los Angeles, 23-20, for Western title. Cleveland defeated Dallas, 36-14, for Eastern title. Minnesota defeated Cleveland, 27-7, for NFL championship. Kansas City (AFL) defeated Minnesota, 23-7, in Super Bowl IV.

**IN 1969:** Apollo II astronauts Neil Armstrong, Edwin Aldrin and Michael Collins make man's first moon-landing.

# 1970

## USUAL STARTING LINE UP

| OFFENSE |                     | DEFENSE |                  |
|---------|---------------------|---------|------------------|
| WR 25   | Earl McCullough (8) | LE 83   | Jim Mitchell (8) |
|         | 85 Chuck Hughes (6) |         | 84 Joe Robb (6)  |
| LT 73   | Roger Shoals        | LT 71   | Alex Karras      |
| LG 63   | Chuck Walton        | RT 82   | Jerry Rush       |
| C 54    | Ed Flanagan         | RE 74   | Larry Hand       |
| RG 68   | Frank Gallagher     | LLB 50  | Paul Naumoff     |
| RT 76   | Rockne Freitas      | MLB 53  | Mike Lucci       |
| TE 88   | Charlie Sanders     | RLB 55  | Wayne Walker     |
| WR 49   | Larry Walton        | LCB 20  | Lem Barney       |
| QB 19   | Bill Munson         | RCB 44  | Dick LeBeau      |
| RB 42   | Altie Taylor        | LS 28   | Mike Weger       |
| RB 24   | Mel Farr            | RS 47   | W. Rasmussen (8) |
|         |                     | 48      | Tom Vaughn (7)   |

## 1970 RESULTS (10-4-0) 2nd

Joe Schmidt, Coach

| Date  | Opponent      | Crowd   | W-L-T | Score |
|-------|---------------|---------|-------|-------|
| 9-20  | Green Bay     | 56,263  | W     | 40-0  |
| 9-27  | Cincinnati    | 58,202* | W     | 38-3  |
| 10-5  | Chicago       | 58,210* | W     | 28-14 |
| 10-11 | Washington    | 50,414  | L     | 10-31 |
| 10-18 | Cleveland     | 83,577  | W     | 41-24 |
| 10-25 | Chicago       | 45,632  | W     | 16-10 |
| 11-1  | Minnesota     | 58,210* | L     | 17-30 |
| 11-8  | New Orleans   | 66,910  | L     | 17-19 |
| 11-15 | Minnesota     | 47,900  | L     | 20-24 |
| 11-22 | San Francisco | 56,232* | W     | 28-7  |
| 11-26 | Oakland       | 56,597* | W     | 28-14 |
| 12-6  | St. Louis     | 56,362* | W     | 16-3  |
| 12-14 | Los Angeles   | 79,441  | W     | 28-23 |
| 12-20 | Green Bay     | 57,387* | W     | 20-0  |

### NFC Playoff

|       |        |        |   |     |
|-------|--------|--------|---|-----|
| 12-26 | Dallas | 73,167 | L | 0-5 |
|-------|--------|--------|---|-----|

## LION LEADERS

|                  |  |
|------------------|--|
| <b>RUSHING</b>   | Mel Farr - 166 att. - 717 yards - 9 TD's                           |
| <b>PASSING</b>   | Bill Munson - 158 att. - 84 comp. - 1049 yards - 7 INT's - 10 TD's |
| <b>RECEIVING</b> | Charlie Sanders - 40 rec. - 544 yards - 6 TD's                     |
| <b>SCORING</b>   | Errol Mann - 101 points (20 FG's, 41 PAT's)                        |
| <b>PUNT RET</b>  | Lem Barney - 25 ret. - 259 yards - 10.4 avg. - 1 TD                |
| <b>KO RET</b>    | Bobby Williams - 25 ret. - 544 yards - 21.7 avg. - 1 TD            |
| <b>PUNTING</b>   | Herman Weaver - 62 punts - 2483 yards - 40.0 avg.                  |
| <b>INT's</b>     | Dick LeBeau - 9 INT's - 96 yards                                   |

## TEAM STATISTICS

|                      | Detroit | (Avg.) | Opp. | (Avg.) |
|----------------------|---------|--------|------|--------|
| <b>TOTAL YARDS</b>   | 3984    | 284.6  | 3448 | 246.3  |
| <b>RUSHING YARDS</b> | 2127    | 151.9  | 1152 | 82.3   |
| <b>PASSING YARDS</b> | 1857    | 132.6  | 2296 | 164    |
| <b>POINTS SCORED</b> | 347     | 24.8   | 202  | 14.4   |

## HONOR ROLL

|                 |   |
|-----------------|---|
| <b>MVP</b>      | Charlie Sanders (Offense), Mike Lucci (Defense)                         |
| <b>PRO BOWL</b> | Mel Farr (RB), Ed Flanagan (C), Paul Naumoff (LB), Charlie Sanders (TE) |

## 1970 NFL STANDINGS

### NATIONAL CONFERENCE

#### Central Division

|           | W  | L | T | Pct. |
|-----------|----|---|---|------|
| Minnesota | 12 | 2 | 0 | .657 |
| DETROIT   | 10 | 4 | 0 | .714 |
| Chicago   | 6  | 8 | 0 | .429 |
| Green Bay | 6  | 8 | 0 | .429 |

#### Eastern Division

|                 |    |    |   |      |
|-----------------|----|----|---|------|
| Dallas          | 10 | 4  | 0 | .714 |
| New York Giants | 9  | 5  | 0 | .643 |
| St. Louis       | 8  | 5  | 1 | .615 |
| Washington      | 6  | 8  | 0 | .429 |
| Philadelphia    | 3  | 10 | 1 | .231 |

#### Western Division

|               |    |    |   |      |
|---------------|----|----|---|------|
| San Francisco | 10 | 3  | 1 | .769 |
| Los Angeles   | 9  | 4  | 1 | .692 |
| Atlanta       | 4  | 8  | 2 | .333 |
| New Orleans   | 2  | 11 | 1 | .154 |

### AMERICAN CONFERENCE

#### Central Division

|            | W | L  | T | Pct. |
|------------|---|----|---|------|
| Cincinnati | 8 | 6  | 0 | .571 |
| Cleveland  | 7 | 7  | 0 | .500 |
| Pittsburgh | 5 | 9  | 0 | .357 |
| Houston    | 3 | 10 | 1 | .231 |

#### Eastern Division

|               |    |    |   |      |
|---------------|----|----|---|------|
| Baltimore     | 11 | 2  | 1 | .846 |
| Miami         | 10 | 4  | 0 | .714 |
| New York Jets | 4  | 10 | 0 | .266 |
| Buffalo       | 3  | 10 | 1 | .231 |
| Boston        | 2  | 12 | 0 | .143 |

#### Western Division

|             |   |   |   |      |
|-------------|---|---|---|------|
| Oakland     | 8 | 4 | 2 | .667 |
| Kansas City | 7 | 5 | 2 | .583 |
| San Diego   | 5 | 6 | 3 | .455 |
| Denver      | 5 | 8 | 1 | .357 |

Dallas defeated DETROIT, 5-0, and San Francisco defeated Minnesota, 17-14, in NFC playoffs. Dallas defeated San Francisco, 17-10 for NFC title. Baltimore defeated Cincinnati, 17-0, and Oakland defeated Miami, 21-14, in AFC playoffs. Baltimore defeated Oakland, 27-17, for AFC title. Baltimore defeated Dallas, 16-13, for NFL title in Super Bowl V.

**IN 1970:** Four Kent State University students are slain by National Guardsmen at demonstration protesting incursion into Cambodia.

1971

## USUAL STARTING LINE UP

## OFFENSE

WR 25 Earl McCullough  
 LT 75 Jim Yarbrough  
 LG 63 Chuck Walton  
 C 54 Ed Flanagan  
 RG 66 Bob Kowalkowski  
 RT 76 Rockne Freitas  
 TE 88 Charlie Sanders  
 WR 49 Larry Walton  
 QB 11 Greg Landry  
 RB 42 Altie Taylor  
 RB 36 Steve Owens

## DEFENSE

LE 83 Jim Mitchell  
 LT 77 Dick Eve  
 RT 82 Jerry Rush  
 RE 74 Larry Hand  
 LLB 50 Paul Naumoff  
 MLB 53 Mike Lucci  
 RLB 55 Wayne Walker  
 LCB 20 Lem Barney  
 RCB 44 Dick LeBeau  
 LS 28 Mike Weger  
 RS 48 Tom Vaughn

## 1971 RESULTS (7-6-1) 2nd

Joe Schmidt, Coach

| Date  | Opponent      | Crowd   | W-L-T | Score |
|-------|---------------|---------|-------|-------|
| 9-20  | Minnesota     | 54,418* | L     | 13-16 |
| 9-26  | New England   | 61,057  | W     | 34-7  |
| 10-3  | Atlanta       | 54,418* | W     | 41-38 |
| 10-10 | Green Bay     | 54,418* | W     | 31-28 |
| 10-17 | Houston       | 45,885  | W     | 31-7  |
| 10-24 | Chicago       | 54,418* | L     | 23-28 |
| 11-1  | Green Bay (M) | 47,961  | T     | 14-14 |
| 11-7  | Denver        | 51,200  | W     | 24-20 |
| 11-14 | Los Angeles   | 54,418* | L     | 13-21 |
| 11-21 | Chicago       | 55,049  | W     | 28-3  |
| 11-25 | Kansas City   | 54,418* | W     | 32-21 |
| 12-5  | Philadelphia  | 54,418* | L     | 20-23 |
| 12-11 | Minnesota     | 49,784  | L     | 10-29 |
| 12-19 | San Francisco | 45,580  | L     | 27-31 |

## LION LEADERS

**RUSHING** Steve Owens - 246 att. - 1035 yards  
 - 8 TD's  
**PASSING** Greg Landry - 261 att. - 136 comp. - 2237  
 yards - 16 TD's - 13 INT's  
**RECEIVING** Steve Owens - 32 rec. - 350 yards - 2 TD's  
**SCORING** Errol Mann - 103 points (22 FG's,  
 37 PAT's)  
**PUNT RET** Lem Barney - 14 ret. - 122 yards - 8.7 avg.  
**KO RET** Ron Jessie - 16 ret. - 470 yards - 29.4 avg.  
 - 2 TD's  
**PUNTING** Herman Weaver - 42 punts - 1752 yards  
 - 41.7 avg.  
**INT's** Dick LeBeau - 6 INT's - 76 yards

## TEAM STATISTICS

|                      | Detroit | (Avg.) | Opp. | (Avg.) |
|----------------------|---------|--------|------|--------|
| <b>TOTAL YARDS</b>   | 4577    | 326.9  | 3859 | 275.6  |
| <b>RUSHING YARDS</b> | 2376    | 169.7  | 1842 | 131.6  |
| <b>PASSING YARDS</b> | 2201    | 157.2  | 2017 | 144.1  |
| <b>POINTS SCORED</b> | 341     | 24.4   | 286  | 20.4   |

## HONOR ROLL

**MVP** Steve Owens (Offense), Mike Lucci  
 (Defense)  
**PRO BOWL** Ed Flanagan (C), Greg Landry (QB),  
 Mike Lucci (LB), Steve Owens (RB),  
 Charlie Sanders (TE)

## 1971 NFL STANDINGS

## NATIONAL CONFERENCE

## Central Division

|           | W  | L | T | Pct. |
|-----------|----|---|---|------|
| Minnesota | 11 | 3 | 0 | .766 |
| DETROIT   | 7  | 6 | 1 | .583 |
| Chicago   | 6  | 8 | 0 | .429 |
| Green Bay | 4  | 6 | 2 | .333 |

## Eastern Division

|                 | W  | L  | T | Pct. |
|-----------------|----|----|---|------|
| Dallas          | 11 | 3  | 0 | .766 |
| Washington      | 9  | 4  | 1 | .692 |
| Philadelphia    | 6  | 7  | 1 | .462 |
| St. Louis       | 4  | 9  | 1 | .306 |
| New York Giants | 4  | 10 | 0 | .286 |

## Western Division

|               | W | L | T | Pct. |
|---------------|---|---|---|------|
| San Francisco | 9 | 5 | 0 | .643 |
| Los Angeles   | 8 | 5 | 1 | .615 |
| Atlanta       | 7 | 6 | 1 | .536 |
| New Orleans   | 4 | 8 | 2 | .333 |

## AMERICAN CONFERENCE

## Central Division

|            | W | L  | T | Pct. |
|------------|---|----|---|------|
| Cleveland  | 9 | 5  | 0 | .643 |
| Pittsburgh | 6 | 8  | 0 | .429 |
| Houston    | 4 | 9  | 1 | .308 |
| Cincinnati | 4 | 10 | 0 | .286 |

## Eastern Division

|               | W  | L  | T | Pct. |
|---------------|----|----|---|------|
| Miami         | 10 | 3  | 1 | .769 |
| Baltimore     | 10 | 4  | 0 | .714 |
| New England   | 6  | 8  | 0 | .429 |
| New York Jets | 6  | 8  | 0 | .429 |
| Buffalo       | 1  | 13 | 0 | .071 |

## Western Division

|             | W  | L | T | Pct. |
|-------------|----|---|---|------|
| Kansas City | 10 | 3 | 1 | .769 |
| Oakland     | 6  | 4 | 2 | .667 |
| San Diego   | 6  | 8 | 0 | .429 |
| Denver      | 4  | 9 | 1 | .306 |

Dallas defeated Minnesota, 20-12, and San Francisco defeated Washington, 24-20, in NFC playoffs. Dallas defeated San Francisco, 14-3, for NFC title. Miami defeated Kansas City, 27-24, and Baltimore defeated Cleveland, 20-3, in AFC playoffs. Miami defeated Baltimore, 21-0, for AFC title. Dallas defeated Miami, 24-3, for NFL title in Super Bowl VI.

IN 1971: The 26th Amendment to the U.S. Constitution lowers voting age to 18.

# 1972

## USUAL STARTING LINE UP

| OFFENSE               |                       | DEFENSE             |                     |
|-----------------------|-----------------------|---------------------|---------------------|
| WR 89 Ron Jessie      | LE 83 Jim Mitchell    | LT 70 Larry Woods   | RT 73 Bob Bell      |
| LT 75 Jim Yarbrough   | RE 74 Larry Hand      | RB 50 Paul Naumoff  | MLB 53 Mike Lucci   |
| LG 63 Chuck Walton    | LLB 50 Paul Naumoff   | FLB 55 Wayne Walker | RCB 46 Rudy Redmond |
| C 54 Ed Flanagan      | RT 76 Rockne Freitas  | LCB 20 Lem Barney   | LS 28 Mike Weger    |
| RG 66 Bob Kowalkowski | TE 88 Charlie Sanders | RS 44 Dick LeBeau   |                     |
| RT 76 Rockne Freitas  | QB 11 Greg Landry     |                     |                     |
| TE 88 Charlie Sanders | RB 36 Steve Owens     |                     |                     |
| WR 49 Larry Walton    | RB 42 Altie Taylor    |                     |                     |

## 1972 RESULTS (8-5-1) 2nd

Joe Schmidt, Coach

| Date  | Opponent        | Crowd   | W-L-T | Score |
|-------|-----------------|---------|-------|-------|
| 9-17  | New York Giants | 54,418* | W     | 30-16 |
| 9-24  | Minnesota       | 54,418* | L     | 10-34 |
| 10-1  | Chicago         | 55,701  | W     | 38-24 |
| 10-8  | Allanta         | 58,850  | W     | 26-23 |
| 10-16 | Green Bay       | 54,418* | L     | 23-24 |
| 10-22 | San Diego       | 54,371* | W     | 34-20 |
| 10-30 | Dallas          | 65,378  | L     | 24-28 |
| 11-5  | Chicago         | 54,418* | W     | 14-0  |
| 11-12 | Minnesota       | 49,784  | L     | 14-16 |
| 11-19 | New Orleans     | 53,752* | W     | 27-14 |
| 11-23 | New York Jets   | 54,418* | W     | 37-20 |
| 12-3  | Green Bay       | 55,263  | L     | 7-33  |
| 12-10 | Buffalo         | 41,583  | T     | 21-21 |
| 12-17 | Los Angeles     | 71,761  | W     | 34-17 |

## LION LEADERS

**RUSHING** Altie Taylor - 154 att. - 658 yards - 4 TD's  
**PASSING** Greg Landry - 268 att. - 134 comp. - 2066 yards - 18 TD's - 17 INT's.  
**RECEIVING** Altie Taylor - 29 rec. - 250 yards - 2 TD's  
**SCORING** Errol Mann - 98 points (20 FG's, 38 PAT's)  
**PUNT RET** Lem Barney - 15 ret. - 108 yards - 7.2 avg.  
**KO RET** Ron Jessie - 23 ret. - 558 yards - 24.3 avg.  
**PUNTING** Herman Weaver - 43 punts - 1734 yards - 40.3 avg.  
**INT's** Lem Barney - 3 INT's - 88 yards

## TEAM STATISTICS

|               | Detroit | (Avg.) | Opp. | (Avg.) |
|---------------|---------|--------|------|--------|
| TOTAL YARDS   | 4155    | 296.8  | 4208 | 300.6  |
| RUSHING YARDS | 2021    | 144.4  | 2204 | 157.4  |
| PASSING YARDS | 2134    | 152.4  | 2004 | 143.1  |
| POINTS SCORED | 339     | 24.2   | 290  | 20.7   |

## HONOR ROLL

**MVP** Rockne Freitas (Offense), Larry Hand (Defense)  
**PRO BOWL** Lem Barney (DB), Rocky Freitas (T)

## 1972 NFL STANDINGS

### NATIONAL CONFERENCE

#### Central Division

|           | W  | L | T | Pct. |
|-----------|----|---|---|------|
| Green Bay | 10 | 4 | 0 | .714 |
| DETROIT   | 8  | 5 | 1 | .607 |
| Minnesota | 7  | 7 | 0 | .500 |
| Chicago   | 4  | 9 | 1 | .321 |

#### Eastern Division

|                 | W  | L  | T | Pct. |
|-----------------|----|----|---|------|
| Washington      | 11 | 3  | 0 | .766 |
| Dallas          | 10 | 4  | 0 | .714 |
| New York Giants | 8  | 6  | 0 | .571 |
| St. Louis       | 4  | 9  | 1 | .321 |
| Philadelphia    | 2  | 11 | 1 | .179 |

#### Western Division

|               | W | L  | T | Pct. |
|---------------|---|----|---|------|
| San Francisco | 8 | 5  | 1 | .607 |
| Atlanta       | 8 | 7  | 0 | .500 |
| Los Angeles   | 6 | 7  | 1 | .464 |
| New Orleans   | 2 | 11 | 1 | .179 |

### AMERICAN CONFERENCE

#### Central Division

|            | W  | L  | T | Pct. |
|------------|----|----|---|------|
| Pittsburgh | 11 | 3  | 0 | .786 |
| Cleveland  | 10 | 4  | 0 | .714 |
| Cincinnati | 8  | 6  | 0 | .571 |
| Houston    | 1  | 13 | 0 | .071 |

#### Eastern Division

|               | W  | L  | T | Pct.  |
|---------------|----|----|---|-------|
| Miami         | 14 | 0  | 0 | 1.000 |
| New York Jets | 7  | 7  | 0 | .500  |
| Baltimore     | 5  | 9  | 0 | .357  |
| Buffalo       | 4  | 9  | 1 | .321  |
| New England   | 3  | 11 | 0 | .214  |

#### Western Division

|             | W  | L | T | Pct. |
|-------------|----|---|---|------|
| Oakland     | 10 | 3 | 1 | .750 |
| Kansas City | 8  | 6 | 0 | .571 |
| Denver      | 5  | 9 | 0 | .357 |
| San Diego   | 4  | 9 | 1 | .321 |

Dallas defeated San Francisco, 30-26, and Washington defeated Green Bay, 16-3, in NFC playoffs. Washington defeated Dallas, 26-3, for NFC title. Miami defeated Cleveland, 20-14, and Pittsburgh defeated Oakland 13-7, in AFC playoffs. Miami defeated Pittsburgh, 21-17, for AFC title. Miami defeated Washington, 14-7, for NFL title in Super Bowl VII.

**IN 1972:** Five men are apprehended by police in attempt to bug Democratic National Committee headquarters in Washington D.C.'s Watergate complex.

1973

USUAL STARTING LINE UP

|                       |                       |
|-----------------------|-----------------------|
| <b>OFFENSE</b>        | <b>DEFENSE</b>        |
| WR 89 Ron Jessie      | LE 82 Ken Sanders     |
| LT 75 Jim Yarbrough   | LT 80 Herb Orvis      |
| LG 60 Guy Dennis      | RT 73 Bob Bell        |
| C 54 Ed Flanagan      | RE 74 Larry Hand      |
| RG 66 Bob Kowalkowski | LLB 50 Paul Naumoff   |
| RT 76 Rockne Freitas  | MLB 53 Mike Lucci     |
| TE 88 Charlie Sanders | RLB 59 Charlie Weaver |
| WR 49 Larry Walton    | LCB 20 Lem Barney     |
| QB 19 Bill Munson (7) | RCB 23 Levi Johnson   |
| 11 Greg Landry (7)    | LS 28 Mike Weger      |
| RB 42 Altie Taylor    | RS 26 Dick Jauron     |
| RB 36 Steve Owens     |                       |

LION LEADERS

**RUSHING** Altie Taylor - 176 att. - 719 yards - 5 TD's  
**PASSING** Bill Munson - 187 att. - 95 comp. - 1129 yards - 9 TD's - 8 INT's  
**RECEIVING** Charlie Sanders - 28 rec. - 433 yards - 2 TD's  
**SCORING** Errol Mann - 53 points (13 FG's, 14 PAT's)  
**PUNT RET** Lem Barney - 27 ret. - 231 yards - 8.6 avg.  
**KO RET** Dick Jauron - 17 ret. - 405 yards - 23.8 avg.  
**PUNTING** Herman Weaver - 54 punts - 2333 yards - 43.2 avg.  
**INT's** Levi Johnson - 5 INT's - 82 yards  
**TACKLES** Charlie Weaver - 55 total  
**QB SACKS** Larry Hand - 11 sacks

1973 RESULTS (6-7-1) 2nd

Don McCafferty, Coach

| Date  | Opponent      | Crowd   | W-L-T | Score |
|-------|---------------|---------|-------|-------|
| 9-16  | Pittsburgh    | 48,913  | L     | 10-24 |
| 9-23  | Green Bay     | 56,267  | T     | 13-13 |
| 10-1  | Atlanta       | 54,418* | W     | 31-6  |
| 10-7  | Minnesota     | 54,418* | L     | 9-23  |
| 10-14 | New Orleans   | 57,810  | L     | 13-20 |
| 10-21 | Baltimore     | 53,688* | L     | 27-29 |
| 10-28 | Green Bay     | 53,859* | W     | 34-0  |
| 11-4  | San Francisco | 54,348* | W     | 30-20 |
| 11-11 | Minnesota     | 48,503  | L     | 7-28  |
| 11-18 | Chicago       | 55,701  | W     | 30-7  |
| 11-22 | Washington    | 54,418* | L     | 0-20  |
| 12-2  | St. Louis     | 47,712  | W     | 20-16 |
| 12-9  | Chicago       | 52,641* | W     | 40-7  |
| 12-15 | Miami         | 80,047  | L     | 7-34  |

TEAM STATISTICS

|               | Detroit | (Avg.) | Opp. | (Avg.) |
|---------------|---------|--------|------|--------|
| TOTAL YARDS   | 4046    | 289.0  | 3905 | 278.9  |
| RUSHING YARDS | 2133    | 152.4  | 2117 | 151.2  |
| PASSING YARDS | 1913    | 136.6  | 1788 | 127.7  |
| POINTS SCORED | 271     | 19.4   | 247  | 17.6   |

HONOR ROLL

**MVP** Altie Taylor (Offense), Herb Orvis (Defense)  
**PRO BOWL** Lem Barney (DB), Ed Flanagan (C)

1973 NFL STANDINGS

NATIONAL CONFERENCE

Central Division

|           | W  | L  | T | Pct. |
|-----------|----|----|---|------|
| Minnesota | 12 | 2  | 0 | .857 |
| DETROIT   | 6  | 7  | 1 | .464 |
| Green Bay | 5  | 7  | 2 | .429 |
| Chicago   | 3  | 11 | 0 | .214 |

Eastern Division

|                 |    |    |   |      |
|-----------------|----|----|---|------|
| Dallas          | 10 | 4  | 0 | .714 |
| Washington      | 10 | 4  | 0 | .714 |
| Philadelphia    | 5  | 8  | 1 | .393 |
| St. Louis       | 4  | 9  | 1 | .321 |
| New York Giants | 2  | 11 | 1 | .179 |

Western Division

|               |    |   |   |      |
|---------------|----|---|---|------|
| Los Angeles   | 12 | 2 | 0 | .857 |
| Atlanta       | 9  | 5 | 0 | .643 |
| New Orleans   | 5  | 9 | 0 | .357 |
| San Francisco | 5  | 9 | 0 | .357 |

AMERICAN CONFERENCE

Central Division

|            | W  | L  | T | Pct. |
|------------|----|----|---|------|
| Cincinnati | 10 | 4  | 0 | .714 |
| Pittsburgh | 10 | 4  | 0 | .714 |
| Cleveland  | 7  | 5  | 2 | .571 |
| Houston    | 1  | 13 | 0 | .071 |

Eastern Division

|               |    |    |   |      |
|---------------|----|----|---|------|
| Miami         | 12 | 2  | 0 | .857 |
| Buffalo       | 9  | 5  | 0 | .643 |
| New England   | 5  | 9  | 0 | .357 |
| Baltimore     | 4  | 10 | 0 | .286 |
| New York Jets | 4  | 10 | 0 | .286 |

Western Division

|             |   |    |   |      |
|-------------|---|----|---|------|
| Oakland     | 9 | 4  | 1 | .679 |
| Denver      | 7 | 5  | 2 | .571 |
| Kansas City | 7 | 5  | 2 | .571 |
| San Diego   | 2 | 11 | 1 | .179 |

Minnesota defeated Washington, 27-20, and Dallas defeated Los Angeles, 27-16, in NFC playoffs. Minnesota defeated Dallas, 27-10, for NFC title. Miami defeated Cincinnati, 34-16, and Oakland defeated Pittsburgh, 33-14, in AFC playoffs. Miami defeated Oakland, 27-10, for AFC title. Miami defeated Minnesota, 24-7, for NFL title in Super Bowl VIII.

IN 1973: Secretariat becomes the first horse in 25 years to capture the Triple Crown.

1 9 7 4

**USUAL STARTING LINE UP**

| OFFENSE               |                       | DEFENSE             |                     |
|-----------------------|-----------------------|---------------------|---------------------|
| WR 89 Ron Jessie      | LE 82 Ken Sanders     | LT 80 Herb Orvis    | RT 83 Jim Mitchell  |
| LT 75 Jim Yarbrough   | RE 74 Larry Hand      | LLB 50 Paul Naumoff | MLB 52 Jim Laslavic |
| LG 63 Chuck Walton    | RLB 59 Charlie Weaver | RCB 23 Levi Johnson | LS 40 Charlie West  |
| C 45 Ed Flanagan      | QB 19 Bill Munson     | RS 26 Dick Jauron   |                     |
| RG 66 Bob Kowalkowski |                       |                     |                     |
| RT 76 Rockne Freitas  |                       |                     |                     |
| TE 88 Charlie Sanders |                       |                     |                     |
| WR 49 Larry Walton    |                       |                     |                     |
| QB 19 Bill Munson     |                       |                     |                     |
| RB 36 Steve Owens     |                       |                     |                     |
| RB 30 Jim Hooks       |                       |                     |                     |

**LION LEADERS**

**RUSHING** Altie Taylor - 150 att. - 532 yards - 5 TD's  
**PASSING** Bill Munson - 292 att. - 166 comp. - 1874 yards - 8 TD's - 7 INT's  
**RECEIVING** Ron Jessie - 54 rec. - 761 yards - 3 TD's  
**SCORING** Errol Mann - 92 points (23 FG's, 23 PAT's)  
**PUNT RET** Dick Jauron - 17 ret. - 286 yards - 16.8 avg.  
**KO RET** Jimmie Jones - 38 ret. - 927 yards - 24.4 avg.  
**PUNTING** Herman Weaver - 72 punts - 2772 yards - 38.5 avg.  
**INT's** Levi Johnson - 5 INT's. - 139 yards - 2 TD's  
**TACKLES** Jim Laslavic - 120 total  
**QB SACKS** Ken Sanders - 6.5 sacks

**1974 RESULTS (7-7-0) 2nd**

Rick Forzano, Coach

| Date  | Opponent        | Crowd   | W-L-T | Score |
|-------|-----------------|---------|-------|-------|
| 9-15  | Chicago         | 55,202  | L     | 9-17  |
| 9-22  | Minnesota       | 49,703* | L     | 6-7   |
| 9-29  | Green Bay (M)   | 47,292  | L     | 19-21 |
| 10-6  | Los Angeles     | 64,987  | L     | 13-16 |
| 10-14 | San Francisco   | 49,756* | W     | 17-13 |
| 10-20 | Minnesota       | 48,501  | W     | 20-16 |
| 10-27 | Green Bay       | 54,418* | W     | 19-17 |
| 11-3  | New Orleans     | 49,127* | W     | 19-14 |
| 11-10 | Oakland         | 54,020  | L     | 13-35 |
| 11-17 | New York Giants | 45,859* | W     | 20-19 |
| 11-24 | Chicago         | 47,376* | W     | 34-17 |
| 11-28 | Denver          | 53,314* | L     | 27-31 |
| 12-8  | Cincinnati      | 59,575  | W     | 23-19 |
| 12-15 | Philadelphia    | 66,052  | L     | 17-28 |

**TEAM STATISTICS**

|                      | Detroit | (Avg.) | Opp. | (Avg.) |
|----------------------|---------|--------|------|--------|
| <b>TOTAL YARDS</b>   | 3653    | 260.9  | 4338 | 309.9  |
| <b>RUSHING YARDS</b> | 1433    | 102.4  | 2102 | 150.1  |
| <b>PASSING YARDS</b> | 2220    | 158.6  | 2236 | 159.7  |
| <b>POINTS SCORED</b> | 256     | 18.3   | 270  | 19.3   |

**HONOR ROLL**

**MVP** Bill Munson (Offense), Levi Johnson (Defense)  
**PRO BOWL** Dick Jauron (DB), Charlie Sanders (TE)

**1974 NFL STANDINGS**

**NATIONAL CONFERENCE**

**AMERICAN CONFERENCE**

**Central Division**

**Central Division**

|           | W  | L  | T | Pct. |
|-----------|----|----|---|------|
| Minnesota | 10 | 4  | 0 | .714 |
| DETROIT   | 7  | 7  | 0 | .500 |
| Green Bay | 6  | 8  | 0 | .429 |
| Chicago   | 4  | 10 | 0 | .286 |

|            | W  | L  | T | Pct. |
|------------|----|----|---|------|
| Pittsburgh | 10 | 3  | 1 | .750 |
| Cincinnati | 7  | 7  | 0 | .500 |
| Houston    | 7  | 7  | 0 | .500 |
| Cleveland  | 4  | 10 | 0 | .286 |

**Eastern Division**

**Eastern Division**

|                 | W  | L  | T | Pct. |
|-----------------|----|----|---|------|
| St. Louis       | 10 | 4  | 0 | .714 |
| Washington      | 10 | 4  | 0 | .714 |
| Dallas          | 8  | 6  | 0 | .571 |
| Philadelphia    | 7  | 7  | 0 | .500 |
| New York Giants | 2  | 12 | 0 | .143 |

|               | W  | L  | T | Pct. |
|---------------|----|----|---|------|
| Miami         | 11 | 3  | 0 | .766 |
| Buffalo       | 9  | 5  | 0 | .643 |
| New England   | 7  | 7  | 0 | .500 |
| New York Jets | 7  | 7  | 0 | .500 |
| Baltimore     | 2  | 12 | 0 | .143 |

**Western Division**

**Western Division**

|               | W  | L  | T | Pct. |
|---------------|----|----|---|------|
| Los Angeles   | 10 | 4  | 0 | .714 |
| San Francisco | 6  | 8  | 0 | .429 |
| New Orleans   | 5  | 9  | 0 | .357 |
| Atlanta       | 3  | 11 | 0 | .214 |

|             | W  | L | T | Pct. |
|-------------|----|---|---|------|
| Oakland     | 12 | 2 | 0 | .857 |
| Denver      | 7  | 6 | 1 | .536 |
| Kansas City | 5  | 9 | 0 | .357 |
| San Diego   | 5  | 9 | 0 | .357 |

Minnesota defeated St. Louis, 30-14, and Los Angeles defeated Washington, 19-10, in NFC playoffs. Minnesota defeated Los Angeles, 14-10, for NFC title. Pittsburgh defeated Buffalo, 32-14, and Oakland defeated Miami, 28-26, in AFC playoffs. Pittsburgh defeated Oakland, 24-13, for AFC title. Pittsburgh defeated Minnesota, 16-6, for NFL title in Super Bowl IX.

**IN 1974:** Richard M. Nixon becomes the first U.S. President to resign from office.

1975

USUAL STARTING LINE UP

| OFFENSE               | DEFENSE               |
|-----------------------|-----------------------|
| WR 45 Ray Jarvis      | LE 82 Ken Sanders     |
| LT 75 Jim Yarbrough   | LT 80 Herb Orvis      |
| LG 62 Lynn Boden      | RT 74 Larry Hand      |
| C 63 Jon Morris       | RE 70 Billy Howard    |
| RG 66 Bob Kowalkowski | LLB 50 Paul Naumoff   |
| RT 76 Rockne Freitas  | MLB 52 Jim Laslavic   |
| TE 88 Charlie Sanders | RLB 59 Charlie Weaver |
| WR 43 Marlin Briscoe  | LCB 20 Lem Barney     |
| QB 14 Joe Reed        | RCB 23 Levi Johnson   |
| RB 24 Dexter Bussey   | LS 40 Charlie West    |
| RB 42 Altie Taylor    | RS 26 Dick Jauron     |

LION LEADERS

**RUSHING** Dexter Bussey - 157 att. - 696 yards - 2 TD's

**PASSING** Joe Reed - 191 att. - 86 comp. - 1181 yards - 9 TD's - 10 INT's

**RECEIVING** Charlie Sanders - 37 rec. - 486 yards - 3 TD's

**SCORING** Errol Mann - 67 points (14 FG's, 29 PAT's)

**PUNT RET** Charlie West - 22 ret. - 219 yards - 10.0 avg.

**KO RET** Bobby Thompson - 22 ret. - 565 yards - 25.7 avg.

**PUNTING** Herman Weaver - 80 punts - 3361 yards - 42.0 avg.

**INT's** Lem Barney - 5 INT's - 23 yards

**TACKLES** Paul Naumoff - 143 total

**QB SACKS** Larry Hand - 7.0 sacks

1975 RESULTS (7-7-0) 2nd

Rick Forzano, Coach

| Date   | Opponent      | Crowd   | W-L-T | Score      |
|--------|---------------|---------|-------|------------|
| 9-21   | Green Bay (M) | 50,781  | W     | 30-16      |
| 9-26   | Atlanta       | 45,218  | W     | 17-14      |
| #10-6  | Dallas        | 79,784* | L     | 10-36      |
| 10-12  | Chicago       | 74,032* | W     | 27-7       |
| 10-19  | Minnesota     | 47,872  | L     | 19-25      |
| 10-26  | Houston       | 46,904  | L     | 8-24       |
| 11-2   | San Francisco | 43,209  | W     | 28-17      |
| 11-9   | Cleveland     | 75,283* | W     | 21-10      |
| 11-16  | Green Bay     | 76,946* | W     | 13-10      |
| 11-23  | Kansas City   | 55,161  | L     | 21-24 (OT) |
| #11-27 | Los Angeles   | 69,552* | L     | 0-20       |
| 12-7   | Chicago       | 37,772  | L     | 21-25      |
| #12-14 | Minnesota     | 73,130* | W     | 17-10      |
| 12-21  | St. Louis     | 64,656* | L     | 13-24      |

#Silverdome sellout

TEAM STATISTICS

|               | Detroit | (Avg.) | Opp. | (Avg.) |
|---------------|---------|--------|------|--------|
| TOTAL YARDS   | 4064    | 290.3  | 4000 | 285.7  |
| RUSHING YARDS | 2147    | 153.4  | 1929 | 137.8  |
| PASSING YARDS | 1917    | 136.9  | 2071 | 147.9  |
| POINTS SCORED | 245     | 17.5   | 262  | 18.7   |

HONOR ROLL

**MVP** Dexter Bussey (Offense), Paul Naumoff (Defense)

**PRO BOWL** Lem Barney (DB), Charlie Sanders (TE)

1975 NFL STANDINGS

NATIONAL CONFERENCE

Central Division

|           | W  | L  | T | Pct. |
|-----------|----|----|---|------|
| Minnesota | 12 | 2  | 0 | .857 |
| DETROIT   | 7  | 7  | 0 | .500 |
| Chicago   | 4  | 10 | 0 | .286 |
| Green Bay | 4  | 10 | 0 | .286 |

Eastern Division

|                 | W  | L  | T | Pct. |
|-----------------|----|----|---|------|
| St. Louis       | 11 | 3  | 0 | .766 |
| Dallas          | 10 | 4  | 0 | .714 |
| Washington      | 8  | 6  | 0 | .571 |
| New York Giants | 5  | 9  | 0 | .357 |
| Philadelphia    | 4  | 10 | 0 | .286 |

Western Division

|               | W  | L  | T | Pct. |
|---------------|----|----|---|------|
| Los Angeles   | 12 | 2  | 0 | .857 |
| San Francisco | 5  | 9  | 0 | .357 |
| Atlanta       | 4  | 10 | 0 | .286 |
| New Orleans   | 2  | 12 | 0 | .143 |

AMERICAN CONFERENCE

Central Division

|            | W  | L  | T | Pct. |
|------------|----|----|---|------|
| Pittsburgh | 12 | 2  | 0 | .857 |
| Cincinnati | 11 | 3  | 0 | .786 |
| Houston    | 10 | 4  | 0 | .714 |
| Cleveland  | 3  | 11 | 0 | .214 |

Eastern Division

|               | W  | L  | T | Pct. |
|---------------|----|----|---|------|
| Baltimore     | 10 | 4  | 0 | .714 |
| Miami         | 10 | 4  | 0 | .714 |
| Buffalo       | 8  | 6  | 0 | .571 |
| New England   | 3  | 11 | 0 | .214 |
| New York Jets | 3  | 11 | 0 | .214 |

Western Division

|             | W  | L  | T | Pct. |
|-------------|----|----|---|------|
| Oakland     | 11 | 3  | 0 | .786 |
| Denver      | 6  | 8  | 0 | .429 |
| Kansas City | 5  | 9  | 0 | .357 |
| San Diego   | 2  | 12 | 0 | .143 |

Dallas defeated Minnesota, 17-14, and Los Angeles defeated St. Louis, 35-23, in NFC playoffs. Dallas defeated Los Angeles, 37-7, for NFC title. Pittsburgh defeated Baltimore, 28-10, and Oakland defeated Cincinnati, 31-28, in AFC playoffs. Pittsburgh defeated Oakland, 16-10, for AFC title. Pittsburgh defeated Dallas, 21-17, for NFL title in Super Bowl X.

IN 1975: "One Flew Over the Cuckoo's Nest" sweeps the Oscars for Best Picture, Director (Milos Forman), Actor (Jack Nicholson) and Actress (Louise Fletcher).

# 1976

## USUAL STARTING LINE UP

| OFFENSE               |                     | DEFENSE             |                       |
|-----------------------|---------------------|---------------------|-----------------------|
| WR 45 Ray Jarvis      | LE 82 Ken Sanders   | LT 83 Jim Mitchell  | RT 74 Larry Hand      |
| LT 71 Craig Hertwig   | RE 70 Billy Howard  | RE 70 Billy Howard  | RE 70 Billy Howard    |
| LG 62 Lynn Boden      | LLB 50 Paul Naumoff | MLB 52 Jim Laslavic | FLB 59 Charlie Weaver |
| C 63 Jon Morris       | LS 40 Charlie West  | LCB 20 Lem Barney   | RCB 23 Levi Johnson   |
| RG 66 Bob Kowalkowski | RS 28 James Hunter  |                     |                       |
| RT 76 Rockne Freitas  |                     |                     |                       |
| TE 88 Charlie Sanders |                     |                     |                       |
| WR 49 Larry Walton    |                     |                     |                       |
| QB 11 Greg Landry     |                     |                     |                       |
| RB 24 Dexter Bussey   |                     |                     |                       |
| RB 25 Horace King     |                     |                     |                       |

## LION LEADERS

**RUSHING** Dexter Bussey - 196 att. - 858 yards - 3 TD's

**PASSING** Greg Landry - 291 att. - 168 comp. - 2191 yards - 17 TD's - 8 INT's

**RECEIVING** Ray Jarvis - 39 rec. - 822 yards - 5 TD's

**SCORING** Bennie Ricardo - 49 points (10 FG's, 19 PAT's)

**PUNT RET** Lem Barney - 23 ret. - 191 yards - 8.3 avg.

**KO RET** Bobby Thompson - 22 ret. - 431 yards - 19.6 avg.

**PUNTING** Herman Weaver - 83 punts - 3280 yards - 39.5 avg.

**INT's** James Hunter - 7 INT's - 120 yards - 17.1 avg.

**TACKLES** Charlie Weaver - 114 total

**QB SACKS** Charlie Weaver - 7 sacks

## 1976 RESULTS (6-8-0) 3rd

| Date                  | Opponent        | Crowd   | W-L-T | Score |
|-----------------------|-----------------|---------|-------|-------|
| Rick Forzano, Coach   |                 |         |       |       |
| 9-12                  | Chicago         | 54,125  | L     | 3-10  |
| 9-19                  | Atlanta         | 50,840* | W     | 24-10 |
| #9-26                 | Minnesota       | 77,292* | L     | 9-10  |
| 10-3                  | Green Bay       | 55,041  | L     | 14-24 |
| Tommy Hudspeth, Coach |                 |         |       |       |
| 10-10                 | New England     | 60,174* | W     | 30-10 |
| 10-17                 | Washington      | 45,906  | L     | 7-20  |
| 10-24                 | Seattle         | 61,280  | W     | 41-14 |
| 10-31                 | Green Bay       | 74,992* | W     | 27-6  |
| 11-7                  | Minnesota       | 46,735  | L     | 23-31 |
| 11-14                 | New Orleans     | 42,048  | L     | 16-17 |
| #11-21                | Chicago         | 78,042* | W     | 14-10 |
| 11-25                 | Buffalo         | 66,875* | W     | 27-14 |
| 12-5                  | New York Giants | 66,068  | L     | 10-24 |
| 12-11                 | Los Angeles     | 73,470* | L     | 17-20 |

#Silverdome sellout

## TEAM STATISTICS

|               | Detroit | (Avg.) | Opp. | (Avg.) |
|---------------|---------|--------|------|--------|
| TOTAL YARDS   | 4353    | 272.1  | 3587 | 224.2  |
| RUSHING YARDS | 2213    | 138.3  | 1901 | 118.8  |
| PASSING YARDS | 2140    | 133.8  | 1686 | 105.4  |
| POINTS SCORED | 262     | 16.4   | 220  | 13.8   |

## HONOR ROLL

**MVP** Ray Jarvis (Offense), Charlie Weaver (Defense)

**PRO BOWL** Lem Barney (DB), Charlie Sanders (TE)

## 1976 NFL STANDINGS

### NATIONAL CONFERENCE

#### Central Division

|           | W  | L | T | Pct. |
|-----------|----|---|---|------|
| Minnesota | 11 | 2 | 1 | .821 |
| Chicago   | 7  | 7 | 0 | .500 |
| DETROIT   | 6  | 8 | 0 | .429 |
| Green Bay | 5  | 9 | 0 | .266 |

#### Eastern Division

|                 | W  | L  | T | Pct. |
|-----------------|----|----|---|------|
| Dallas          | 11 | 3  | 0 | .766 |
| Washington      | 10 | 4  | 0 | .714 |
| St. Louis       | 10 | 4  | 0 | .714 |
| Philadelphia    | 4  | 10 | 0 | .266 |
| New York Giants | 3  | 11 | 0 | .214 |

#### Western Division

|               | W  | L  | T | Pct. |
|---------------|----|----|---|------|
| Los Angeles   | 10 | 3  | 1 | .750 |
| San Francisco | 8  | 6  | 0 | .571 |
| Atlanta       | 4  | 10 | 0 | .286 |
| New Orleans   | 4  | 10 | 0 | .286 |
| Seattle       | 2  | 12 | 0 | .143 |

### AMERICAN CONFERENCE

#### Central Division

|            | W  | L | T | Pct. |
|------------|----|---|---|------|
| Pittsburgh | 10 | 4 | 0 | .714 |
| Cincinnati | 10 | 4 | 0 | .714 |
| Cleveland  | 9  | 5 | 0 | .643 |
| Houston    | 5  | 9 | 0 | .357 |

#### Eastern Division

|               | W  | L  | T | Pct. |
|---------------|----|----|---|------|
| Baltimore     | 11 | 3  | 0 | .766 |
| New England   | 11 | 3  | 0 | .786 |
| Miami         | 6  | 8  | 0 | .429 |
| New York Jets | 3  | 11 | 0 | .214 |
| Buffalo       | 2  | 12 | 0 | .143 |

#### Western Division

|             | W  | L  | T | Pct. |
|-------------|----|----|---|------|
| Oakland     | 13 | 1  | 0 | .929 |
| Denver      | 9  | 5  | 0 | .643 |
| San Diego   | 6  | 8  | 0 | .429 |
| Kansas City | 5  | 9  | 0 | .357 |
| Tampa Bay   | 0  | 14 | 0 | .000 |

Minnesota defeated Washington, 35-20, and Los Angeles defeated Dallas, 14-12, in NFC playoffs. Minnesota defeated Los Angeles, 24-13, for NFC title. Oakland defeated New England, 24-21, and Pittsburgh defeated Baltimore, 40-14, in AFC playoffs. Oakland defeated Pittsburgh, 24-7, for AFC title. Oakland defeated Minnesota, 32-14, for NFL title in Super Bowl XI.

IN 1976: The United States celebrates its Bicentennial.

1977

## USUAL STARTING LINE UP

| OFFENSE |               | DEFENSE |                |
|---------|---------------|---------|----------------|
| WR 86   | J.D. Hill     | LE 82   | Ken Sanders    |
| LT 75   | Jim Yarbrough | LT 80   | Herb Orvis     |
| LG 73   | Russ Bolinger | RT 78   | Doug English   |
| C 63    | Jon Morris    | RE 83   | Jim Mitchell   |
| RG 62   | Lynn Boden    | LLB 50  | Paul Naumoff   |
| RT 71   | Craig Hetwig  | MLB 55  | Ed O'Neil      |
| TE 81   | David Hill    | RLB 59  | Charlie Weaver |
| WR 45   | Ray Jarvis    | LCB 28  | James Hunter   |
| QB 11   | Greg Landry   | RCB 20  | Lern Barney    |
| RB 25   | Horace King   | FS 26   | Dick Jauron    |
| RB 32   | Rick Kane     | SS 40   | Charlie West   |

## LION LEADERS

|                  |   |
|------------------|---|
| <b>RUSHING</b>   | Horace King - 155 att. - 521 yards - 1 TD                             |
| <b>PASSING</b>   | Greg Landry - 240 att. - 135 comp.<br>- 1359 yards - 6 TD's - 7 INT's |
| <b>RECEIVING</b> | Horace King - 40 rec. - 238 yards                                     |
| <b>SCORING</b>   | Steve Mike-Mayer - 43 points (8 FG's,<br>19 PAT's)                    |
| <b>PUNT RET</b>  | Eddie Payton - 27 ret. - 273 yards<br>- 10.1 avg. - 1 TD              |
| <b>KO RET</b>    | Eddie Payton - 18 ret. - 457 yards<br>- 25.4 avg. - 1 TD              |
| <b>PUNTING</b>   | Wilbur Summers - 93 punts - 3420 yards -<br>36.8 avg.                 |
| <b>INT's</b>     | James Hunter - 6 INT's - 104 yards                                    |
| <b>TACKLES</b>   | Ed O'Neil - 114 total - 71 solo - 43 assists                          |
| <b>QB SACKS</b>  | Ken Sanders - 9 sacks   |

## 1977 RESULTS (6-8-0) 3rd

| Tommy Hudspeth, Coach |               |         |       |       |
|-----------------------|---------------|---------|-------|-------|
| Date                  | Opponent      | Crowd   | W-L-T | Score |
| 9-18                  | Chicago       | 51,530  | L     | 20-30 |
| 9-25                  | New Orleans   | 51,458* | W     | 23-19 |
| 10-2                  | Philadelphia  | 57,236* | W     | 17-13 |
| 10-9                  | Minnesota     | 45,860  | L     | 7-14  |
| #10-16                | Green Bay     | 78,452* | W     | 10-6  |
| 10-23                 | San Francisco | 39,392  | L     | 7-28  |
| 10-30                 | Dallas        | 63,160  | L     | 0-37  |
| 11-6                  | San Diego     | 72,559* | W     | 20-0  |
| 11-13                 | Atlanta       | 47,461  | L     | 6-17  |
| 11-20                 | Tampa Bay     | 49,751* | W     | 16-7  |
| 11-24                 | Chicago       | 71,373* | L     | 14-31 |
| 12-4                  | Green Bay     | 56,367  | L     | 9-10  |
| 12-11                 | Baltimore     | 45,124  | W     | 13-10 |
| #12-17                | Minnesota     | 78,452* | L     | 21-30 |

#Silverdome sellout

## TEAM STATISTICS

|                      | Detroit | (Avg.) | Opp. | (Avg.) |
|----------------------|---------|--------|------|--------|
| <b>TOTAL YARDS</b>   | 3224    | 201.5  | 3772 | 235.8  |
| <b>RUSHING YARDS</b> | 1706    | 106.6  | 1905 | 119.1  |
| <b>PASSING YARDS</b> | 1959    | 122.4  | 2123 | 132.7  |
| <b>POINTS SCORED</b> | 183     | 11.4   | 252  | 15.8   |

## HONOR ROLL

MVP Jon Morris (Offense), Charlie Weaver (Defense)

## 1977 NFL STANDINGS

## NATIONAL CONFERENCE

## Central Division

|           | W | L  | T | Pct. |
|-----------|---|----|---|------|
| Minnesota | 9 | 5  | 0 | .643 |
| Chicago   | 9 | 5  | 0 | .643 |
| DETROIT   | 6 | 8  | 0 | .429 |
| Green Bay | 4 | 10 | 0 | .286 |
| Tampa Bay | 2 | 12 | 0 | .143 |

## Eastern Division

|                 | W  | L | T | Pct. |
|-----------------|----|---|---|------|
| Dallas          | 12 | 2 | 0 | .857 |
| Washington      | 9  | 5 | 0 | .643 |
| St. Louis       | 7  | 7 | 0 | .500 |
| Philadelphia    | 5  | 9 | 0 | .357 |
| New York Giants | 5  | 9 | 0 | .357 |

## Western Division

|               | W  | L  | T | Pct. |
|---------------|----|----|---|------|
| Los Angeles   | 10 | 4  | 0 | .714 |
| Atlanta       | 7  | 7  | 0 | .500 |
| San Francisco | 5  | 9  | 0 | .357 |
| New Orleans   | 3  | 11 | 0 | .214 |

## AMERICAN CONFERENCE

## Central Division

|            | W | L | T | Pct. |
|------------|---|---|---|------|
| Pittsburgh | 9 | 5 | 0 | .643 |
| Houston    | 8 | 6 | 0 | .571 |
| Cincinnati | 8 | 6 | 0 | .571 |
| Cleveland  | 6 | 8 | 0 | .429 |

## Eastern Division

|               | W  | L  | T | Pct. |
|---------------|----|----|---|------|
| Baltimore     | 10 | 4  | 0 | .714 |
| Miami         | 10 | 4  | 0 | .714 |
| New England   | 9  | 5  | 0 | .643 |
| New York Jets | 3  | 11 | 0 | .214 |
| Buffalo       | 3  | 11 | 0 | .214 |

## Western Division

|             | W  | L  | T | Pct. |
|-------------|----|----|---|------|
| Denver      | 12 | 2  | 0 | .857 |
| Oakland     | 11 | 3  | 0 | .766 |
| San Diego   | 7  | 7  | 0 | .500 |
| Seattle     | 5  | 9  | 0 | .357 |
| Kansas City | 2  | 12 | 0 | .143 |

Dallas defeated Chicago, 37-7, and Minnesota defeated Los Angeles, 14-7, in NFC playoffs. Dallas defeated Minnesota, 23-6, for NFC title. Denver defeated Pittsburgh, 34-21, and Oakland defeated Baltimore, 37-31, in AFC playoffs. Denver defeated Oakland, 20-17, for AFC title. Dallas defeated Denver, 27-10, for NFL title in Super Bowl XII.

IN 1977: "Star Wars" is the year's top box office attraction, earning a record \$193,500,000.

# 1978

## USUAL STARTING LINE UP

| OFFENSE                  |                       | DEFENSE              |                     |
|--------------------------|-----------------------|----------------------|---------------------|
| WR 89 Luther Blue        | LE 75 Dave Purefory   | LT 77 John Woodcock  | RT 78 Doug English  |
| TE 81 David Hill         | RE 60 Al Baker        | LLB 50 Paul Naumoff  | MLB 55 Ed O'Neil    |
| LT 76 Karl Baldischwiler | RLB 59 Charlie Weaver | FS 40 Jimmy Allen    | LC 21 Walt Williams |
| LG 61 Homer Elias        | SS 29 Mike Burns      | RC 27 Luther Bradley |                     |
| C 54 Larry Tearry        |                       |                      |                     |
| RG 62 Lynn Boden         |                       |                      |                     |
| RT 74 Brad Oates         |                       |                      |                     |
| WR 87 Fed Scott          |                       |                      |                     |
| QB 16 Gary Danielson     |                       |                      |                     |
| RB 24 Dexter Bussey      |                       |                      |                     |
| RB 25 Horace King        |                       |                      |                     |

## LION LEADERS

|                  |   |
|------------------|---|
| <b>RUSHING</b>   | Dexter Bussey - 225 att. - 924 yards - 5 TD's                           |
| <b>PASSING</b>   | Gary Danielson - 351 att. - 199 comp. - 2294 yards - 18 TD's - 17 INT's |
| <b>RECEIVING</b> | David Hill - 53 rec. - 633 yards - 4 TD's                               |
| <b>SCORING</b>   | Bennie Ricardo - 92 points (20 FG's, 32 PAT's)                          |
| <b>PUNT RET</b>  | Jesse Thompson - 16 ret. - 161 yards - 10.1 avg.                        |
| <b>KO RET</b>    | Jesse Thompson - 14 ret. - 346 yards - 24.7 avg.                        |
| <b>PUNTING</b>   | Tom Skladany - 86 punts - 3654 yards - 42.5 avg.                        |
| <b>INT's</b>     | Jimmy Allen - 5 INT's - 70 yards  |
| <b>TACKLES</b>   | Ed O'Neil - 141 total - 85 solo - 56 assists                            |
| <b>QB SACKS</b>  | Al Baker - 23 sacks   |

## 1978 RESULTS (7-9-0) 3rd

Monte Clark, Coach

| Date  | Opponent      | Crowd   | W-L-T | Score |
|-------|---------------|---------|-------|-------|
| 9-3   | Green Bay     | 51,167* | L     | 7-13  |
| 9-9   | Tampa Bay     | 64,445  | W     | 15-7  |
| 9-17  | Chicago       | 65,982* | L     | 0-19  |
| 9-24  | Seattle       | 56,781  | L     | 16-28 |
| 10-1  | Green Bay (M) | 54,601  | L     | 14-35 |
| 10-8  | Washington    | 60,555* | L     | 19-21 |
| 10-15 | Atlanta       | 51,172  | L     | 0-14  |
| 10-22 | San Diego     | 54,031* | W     | 31-14 |
| 10-29 | Chicago       | 53,376  | W     | 21-17 |
| 11-5  | Minnesota     | 46,008  | L     | 7-17  |
| 11-12 | Tampa Bay     | 60,320* | W     | 34-23 |
| 11-19 | Oakland       | 44,517  | L     | 17-29 |
| 11-23 | Denver        | 71,785* | W     | 17-14 |
| 12-3  | St. Louis     | 39,200  | L     | 14-21 |
| #12-9 | Minnesota     | 78,685* | W     | 45-14 |
| 12-17 | San Francisco | 56,674* | W     | 33-14 |

\*Silverdome sellout

## TEAM STATISTICS

|                      | Detroit | (Avg.) | Opp. | (Avg.) |
|----------------------|---------|--------|------|--------|
| <b>TOTAL YARDS</b>   | 4465    | 279.1  | 4483 | 280.2  |
| <b>RUSHING YARDS</b> | 2163    | 135.2  | 2184 | 136.5  |
| <b>PASSING YARDS</b> | 2302    | 143.9  | 2299 | 143.7  |
| <b>POINTS SCORED</b> | 290     | 18.1   | 300  | 18.8   |

## HONOR ROLL

|                 |   |
|-----------------|---|
| <b>MVP</b>      | Gary Danielson (Offense), Al Baker (Defense)      |
| <b>PRO BOWL</b> | Al Baker (DE), Doug English (DT), David Hill (TE) |

## 1978 NFL STANDINGS

### NATIONAL CONFERENCE

#### Central Division

|           | W | L  | T | Pct. |
|-----------|---|----|---|------|
| Minnesota | 8 | 7  | 1 | .531 |
| Green Bay | 8 | 7  | 1 | .531 |
| DETROIT   | 7 | 9  | 0 | .438 |
| Chicago   | 7 | 9  | 0 | .438 |
| Tampa Bay | 5 | 11 | 0 | .313 |

#### Eastern Division

|                 | W  | L  | T | Pct. |
|-----------------|----|----|---|------|
| Dallas          | 12 | 4  | 0 | .750 |
| Philadelphia    | 9  | 7  | 0 | .563 |
| Washington      | 8  | 8  | 0 | .500 |
| St. Louis       | 6  | 10 | 0 | .375 |
| New York Giants | 6  | 10 | 0 | .375 |

#### Western Division

|               | W  | L  | T | Pct. |
|---------------|----|----|---|------|
| Los Angeles   | 12 | 4  | 0 | .750 |
| Atlanta       | 9  | 7  | 0 | .563 |
| New Orleans   | 7  | 9  | 0 | .438 |
| San Francisco | 2  | 14 | 0 | .125 |

### AMERICAN CONFERENCE

#### Central Division

|            | W  | L  | T | Pct. |
|------------|----|----|---|------|
| Pittsburgh | 14 | 2  | 0 | .875 |
| Houston    | 10 | 6  | 0 | .625 |
| Cleveland  | 8  | 8  | 0 | .500 |
| Cincinnati | 4  | 12 | 0 | .250 |

#### Eastern Division

|               | W  | L  | T | Pct. |
|---------------|----|----|---|------|
| New England   | 11 | 5  | 0 | .688 |
| Miami         | 11 | 5  | 0 | .688 |
| New York Jets | 8  | 8  | 0 | .500 |
| Buffalo       | 5  | 11 | 0 | .313 |
| Baltimore     | 5  | 11 | 0 | .313 |

#### Western Division

|             | W  | L  | T | Pct. |
|-------------|----|----|---|------|
| Denver      | 10 | 6  | 0 | .625 |
| Oakland     | 9  | 7  | 0 | .563 |
| Seattle     | 9  | 7  | 0 | .563 |
| San Diego   | 9  | 7  | 0 | .563 |
| Kansas City | 4  | 12 | 0 | .250 |

Atlanta defeated Philadelphia, 14-13, in NFC wild card. Dallas defeated Atlanta, 27-20, and Los Angeles defeated Minnesota, 34-10, in NFC playoffs. Dallas defeated Los Angeles, 28-0, for NFC title. Houston defeated Miami, 17-9, in AFC wild card. Houston defeated New England, 14-13, and Pittsburgh defeated Denver, 33-10, in AFC playoffs. Pittsburgh defeated Houston, 34-5, for AFC title. Pittsburgh defeated Dallas, 35-31, for NFL title in Super Bowl XIII.

**IN 1978:** John Paul I, 65, dies unexpectedly after 34 days as Pope.

1979

USUAL STARTING LINE UP

| OFFENSE                  |                      | DEFENSE               |                       |
|--------------------------|----------------------|-----------------------|-----------------------|
| WR 87 Fred Scott         | LE 75 Dave Purefory  | LT 71 Dave Gallagher  | RT 78 Doug English    |
| TE 81 David Hill         | RE 60 Al Baker       | LLB 55 Ed O'Neil      | MLB 59 Charlie Weaver |
| LT 76 Karl Baldischwiler | RLB 51 James Harrell | RCB 27 Luther Bradley | FS 28 James Hunter    |
| LG 61 Homer Elias        | LCB 21 Walt Williams | SS 40 Jimmy Allen     |                       |
| C 54 Larry Teary         |                      |                       |                       |
| RG 73 Russ Bolinger      |                      |                       |                       |
| RT 70 Keith Dorney       |                      |                       |                       |
| WR 18 Gene Washington    |                      |                       |                       |
| QB 19 Jeff Komlo         |                      |                       |                       |
| HB 24 Dexter Bussey      |                      |                       |                       |
| FB 36 Bo Robinson        |                      |                       |                       |

LION LEADERS

**RUSHING** Dexter Bussey - 144 att. - 625 yards - 1 TD's

**PASSING** Jeff Komlo - 368 att. - 183 comp. - 2238 yards - 11 TD's - 23 INT's

**RECEIVING** Fred Scott - 62 rec. - 929 yards - 5 TD's

**SCORING** Bennie Ricardo - 55 points (10 FG's, 25 PAT's)

**PUNT RET** John Arnold - 19 ret. - 164 yards - 8.6 avg.

**KO RET** John Arnold - 23 ret. - 539 yards - 23.4 avg.

**PUNTING** Larry Swider - 88 punts - 3523 yards - 40.0 avg.

**INT's** Luther Bradley and Jimmy Allen - 4 each

**TACKLES** Doug English - 122 total - 90 solo - 32 assists

**QB SACKS** Al Baker - 16 sacks

1979 RESULTS (2-14-0) 5th

Monte Clark, Coach

| Date  | Opponent      | Crowd   | W-L-T | Score |
|-------|---------------|---------|-------|-------|
| 9-1   | Tampa Bay     | 68,225  | L     | 16-31 |
| 9-9   | Washington    | 54,991* | L     | 24-27 |
| 9-16  | New York Jets | 49,612  | L     | 10-31 |
| 9-23  | Atlanta       | 56,249* | W     | 24-23 |
| 9-30  | Minnesota     | 75,295* | L     | 10-13 |
| 10-7  | New England   | 60,629  | L     | 17-24 |
| 10-14 | Green Bay (M) | 53,930  | L     | 16-24 |
| 10-21 | New Orleans   | 57,428  | L     | 7-17  |
| 10-28 | Buffalo       | 61,911* | L     | 17-20 |
| 11-4  | Chicago       | 50,108  | L     | 7-35  |
| 11-11 | Tampa Bay     | 70,461* | L     | 14-16 |
| 11-18 | Minnesota     | 43,650  | L     | 7-14  |
| 11-22 | Chicago       | 66,219* | W     | 20-0  |
| 12-2  | Philadelphia  | 66,128  | L     | 7-44  |
| 12-9  | Miami         | 76,087* | L     | 10-28 |
| 12-15 | Green Bay     | 57,376* | L     | 13-18 |

TEAM STATISTICS

|               | Detroit | (Avg.) | Opp. | (Avg.) |
|---------------|---------|--------|------|--------|
| TOTAL YARDS   | 4013    | 250.8  | 4957 | 309.8  |
| RUSHING YARDS | 1677    | 104.8  | 2515 | 157.2  |
| PASSING YARDS | 2336    | 146.0  | 2442 | 152.6  |
| POINTS SCORED | 219     | 13.7   | 365  | 22.8   |

HONOR ROLL

**MVP** Fred Scott (Offense), Doug English (Defense)

**PRO BOWL** Al Baker (DE), David Hill (TE)

1979 NFL STANDINGS

NATIONAL CONFERENCE

Central Division

|           | W  | L  | T | Pct. |
|-----------|----|----|---|------|
| Tampa Bay | 10 | 6  | 0 | .625 |
| Chicago   | 10 | 6  | 0 | .625 |
| Minnesota | 7  | 9  | 0 | .438 |
| Green Bay | 5  | 11 | 0 | .313 |
| DETROIT   | 2  | 14 | 0 | .125 |

Eastern Division

|                 | W  | L  | T | Pct. |
|-----------------|----|----|---|------|
| Dallas          | 11 | 5  | 0 | .688 |
| Philadelphia    | 11 | 5  | 0 | .688 |
| Washington      | 10 | 6  | 0 | .625 |
| New York Giants | 6  | 10 | 0 | .375 |
| St. Louis       | 5  | 11 | 0 | .313 |

Western Division

|               | W | L  | T | Pct. |
|---------------|---|----|---|------|
| Los Angeles   | 9 | 7  | 0 | .563 |
| New Orleans   | 8 | 8  | 0 | .500 |
| Atlanta       | 6 | 10 | 0 | .375 |
| San Francisco | 2 | 14 | 0 | .125 |

AMERICAN CONFERENCE

Central Division

|            | W  | L  | T | Pct. |
|------------|----|----|---|------|
| Pittsburgh | 12 | 4  | 0 | .750 |
| Houston    | 11 | 5  | 0 | .688 |
| Cleveland  | 9  | 7  | 0 | .563 |
| Cincinnati | 4  | 12 | 0 | .250 |

Eastern Division

|               | W  | L  | T | Pct. |
|---------------|----|----|---|------|
| Miami         | 10 | 6  | 0 | .625 |
| New England   | 9  | 7  | 0 | .563 |
| New York Jets | 8  | 8  | 0 | .500 |
| Buffalo       | 7  | 9  | 0 | .436 |
| Baltimore     | 5  | 11 | 0 | .313 |

Western Division

|             | W  | L | T | Pct. |
|-------------|----|---|---|------|
| San Diego   | 12 | 4 | 0 | .750 |
| Denver      | 10 | 6 | 0 | .625 |
| Seattle     | 9  | 7 | 0 | .563 |
| Oakland     | 9  | 7 | 0 | .563 |
| Kansas City | 7  | 9 | 0 | .438 |

Philadelphia defeated Chicago, 27-17, in NFC wild card. Tampa Bay defeated Philadelphia, 24-17, and Los Angeles defeated Dallas, 21-19, in NFC playoffs. Los Angeles defeated Tampa Bay, 9-0, for NFC title. Houston defeated Denver, 13-7, in AFC wild card. Houston defeated San Diego, 17-14, and Pittsburgh defeated Miami, 34-14, in AFC playoffs. Pittsburgh defeated Houston, 27-13, for AFC title. Pittsburgh defeated Los Angeles, 31-19, for NFL title in Super Bowl XIV.

IN 1979: Nuclear power plant accident at Three Mile Island, Pennsylvania, releases radioactive compounds into the atmosphere.

# 1980

## USUAL STARTING LINE UP

| OFFENSE |                    | DEFENSE |                 |
|---------|--------------------|---------|-----------------|
| WR 87   | Fred Scott         | LE 75   | Dave Pureifory  |
| LT 76   | Karl Baldischwiler | LT 79   | William Gay     |
| LG 61   | Homer Elias        | RE 64   | John Mendenhall |
| C 65    | Amos Fowler        | RE 60   | Al Baker        |
| RG 73   | Russ Bolinger      | LLB 59  | Charlie Weaver  |
| RT 70   | Keith Dorney       | MLB 57  | Ken Fantetti    |
| TE 81   | David Hill         | RLB 52  | Stan White      |
| WR 39   | Leonard Thompson   | LCB 27  | Wayne Smith     |
| QB 16   | Gary Danielson     | RCB 28  | James Hunter    |
| RB 20   | Billy Sims         | SS 35   | Jimmy Allen     |
| RB 24   | Dexter Bussey      | FS 23   | Ray Oldham      |

## LION LEADERS

|                  |  |
|------------------|--|
| <b>RUSHING</b>   | Billy Sims - 313 att. - 1303 yards<br>- 13 TD's                            |
| <b>PASSING</b>   | Gary Danielson - 417 att. - 244 comp.<br>- 3223 yards - 13 TD's - 11 INT's |
| <b>RECEIVING</b> | Fred Scott - 53 rec. - 834 yards - 4 TD's                                  |
| <b>SCORING</b>   | Eddie Murray - 116 points (27 FG's,<br>35 PAT's)                           |
| <b>PUNT RET</b>  | Ray Williams - 27 ret. - 259 yards<br>- 9.6 avg.                           |
| <b>KO RET</b>    | Rick Kane - 23 ret. - 495 yards - 21.5 avg.                                |
| <b>PUNTING</b>   | Tom Skladany - 72 punts - 3036 yards<br>- 42.2 avg.                        |
| <b>INT's</b>     | Jimmy Allen and James Hunter - 6 each                                      |
| <b>TACKLES</b>   | Ken Fantetti - 130 total - 85 solo<br>- 45 assists                         |
| <b>QB SACKS</b>  | Al Baker - 18 sacks  |

## 1980 RESULTS (9-7-0) 2nd

| Monte Clark, Coach |               |         |       |           |
|--------------------|---------------|---------|-------|-----------|
| Date               | Opponent      | Crowd   | W-L-T | Score     |
| 9-7                | Los Angeles   | 64,892  | W     | 41-20     |
| 9-14               | Green Bay (M) | 53,099  | W     | 29-7      |
| 9-21               | St. Louis     | 80,027* | W     | 20-7      |
| #9-28              | Minnesota     | 80,291* | W     | 27-7      |
| 10-5               | Atlanta       | 57,625  | L     | 28-43     |
| 10-12              | New Orleans   | 78,147* | W     | 24-13     |
| 10-19              | Chicago       | 58,508  | L     | 7-24      |
| 10-26              | Kansas City   | 59,391  | L     | 17-20     |
| #11-2              | San Francisco | 78,845* | W     | 17-13     |
| 11-9               | Minnesota     | 46,264  | L     | 0-34      |
| 11-16              | Baltimore     | 77,677* | L     | 9-10      |
| 11-23              | Tampa Bay     | 64,976  | W     | 24-10     |
| #11-27             | Chicago       | 75,397* | L     | 17-23(OT) |
| 12-7               | St. Louis     | 46,966  | L     | 23-24     |
| #12-14             | Tampa Bay     | 77,098* | W     | 27-14     |
| #12-21             | Green Bay     | 75,111* | W     | 24-3      |

#Silverdome sellout

## TEAM STATISTICS

|                      | Detroit | (Avg.) | Opp. | (Avg.) |
|----------------------|---------|--------|------|--------|
| <b>TOTAL YARDS</b>   | 5540    | 346.3  | 4533 | 283.3  |
| <b>RUSHING YARDS</b> | 2599    | 162.4  | 1599 | 99.9   |
| <b>PASSING YARDS</b> | 2941    | 183.8  | 2934 | 183.3  |
| <b>POINTS SCORED</b> | 334     | 20.9   | 272  | 17.0   |

## HONOR ROLL

|                 |  |
|-----------------|--|
| <b>MVP</b>      | Billy Sims (Offense), Dave Pureifory (Defense)   |
| <b>PRO BOWL</b> | Al Baker (DE), Eddie Murray (K), Billy Sims (RB) |

## 1980 NFL STANDINGS

### NATIONAL CONFERENCE

#### Central Division

|           | W | L  | T | Pct. |
|-----------|---|----|---|------|
| Minnesota | 9 | 7  | 0 | .563 |
| DETROIT   | 9 | 7  | 0 | .563 |
| Chicago   | 7 | 9  | 0 | .436 |
| Tampa Bay | 5 | 10 | 1 | .344 |
| Green Bay | 5 | 10 | 1 | .344 |

#### Eastern Division

|                 | W  | L  | T | Pct. |
|-----------------|----|----|---|------|
| Philadelphia    | 12 | 4  | 0 | .750 |
| Dallas          | 12 | 4  | 0 | .750 |
| Washington      | 6  | 10 | 0 | .375 |
| St. Louis       | 5  | 11 | 0 | .313 |
| New York Giants | 4  | 12 | 0 | .250 |

#### Western Division

|               | W  | L  | T | Pct. |
|---------------|----|----|---|------|
| Atlanta       | 12 | 4  | 0 | .750 |
| Los Angeles   | 11 | 5  | 0 | .688 |
| San Francisco | 6  | 10 | 0 | .375 |
| New Orleans   | 1  | 15 | 0 | .063 |

### AMERICAN CONFERENCE

#### Central Division

|            | W  | L  | T | Pct. |
|------------|----|----|---|------|
| Cleveland  | 11 | 5  | 0 | .688 |
| Houston    | 11 | 5  | 0 | .688 |
| Pittsburgh | 9  | 7  | 0 | .563 |
| Cincinnati | 6  | 10 | 0 | .375 |

#### Eastern Division

|               | W  | L  | T | Pct. |
|---------------|----|----|---|------|
| Buffalo       | 11 | 5  | 0 | .688 |
| New England   | 10 | 6  | 0 | .625 |
| Miami         | 8  | 8  | 0 | .500 |
| Baltimore     | 7  | 9  | 0 | .438 |
| New York Jets | 4  | 12 | 0 | .250 |

#### Western Division

|             | W  | L  | T | Pct. |
|-------------|----|----|---|------|
| San Diego   | 11 | 5  | 0 | .688 |
| Oakland     | 11 | 5  | 0 | .688 |
| Kansas City | 8  | 8  | 0 | .500 |
| Denver      | 8  | 8  | 0 | .500 |
| Seattle     | 4  | 12 | 0 | .250 |

Dallas defeated Los Angeles, 24-13, in NFC wild card. Philadelphia defeated Minnesota, 31-16, and Dallas defeated Atlanta, 30-27, in NFC playoffs. Philadelphia defeated Dallas, 20-7, for NFC title. Oakland defeated Houston, 27-7, in AFC wild card. San Diego defeated Buffalo, 20-14, and Oakland defeated Cleveland, 14-12, in AFC playoffs. Oakland defeated San Diego, 34-27, for AFC title. Oakland defeated Philadelphia, 27-10, for NFL title in Super Bowl XV.

**IN 1980:** The U.S. Olympic hockey team stuns the sports world, capturing the gold medal at Lake Placid.

1 9 8 1

USUAL STARTING LINE UP

| OFFENSE                  |                      | DEFENSE                |                     |
|--------------------------|----------------------|------------------------|---------------------|
| WR 87 Fred Scott         | LE 75 Dave Pureifory | TE 81 David Hill       | LT 79 William Gay   |
| LT 76 Karl Baldischwiler | RT 78 Doug English   | LG 61 Homer Elias      | RE 60 Al Baker      |
| C 65 Amos Fowler         | LLB 53 Garry Cobb    | RG 73 Russ Bolinger    | MLB 57 Ken Fantetti |
| RT 70 Keith Dorney       | RLB 52 Stan White    | WR 39 Leonard Thompson | LCB 27 Wayne Smith  |
| QB 17 Eric Hipple        | RCB 28 James Hunter  | HB 20 Billy Sims       | FS 35 Jimmy Allen   |
| FB 24 Dexter Bussey      | SS 23 Ray Oldham     |                        |                     |

LION LEADERS

**RUSHING** Billy Sims - 296 att. - 1437 yards - 13 TD's  
**PASSING** Eric Hipple - 279 att. - 140 comp. - 2358 yards - 14 TD's - 15 INT's  
**RECEIVING** Fred Scott - 53 rec. - 1022 yards - 5 TD's  
**SCORING** Eddie Murray - 121 points (25 FG's, 46 PAT's)  
**PUNT RET** Robbie Martin - 52 ret. - 450 yards - 8.6 avg. - 1 TD  
**KO RET** Alvin Hall - 25 ret. - 525 yards - 21.0 avg.  
**PUNTING** Tom Skladany - 64 punts - 2784 yards - 43.5 avg.  
**INT's** Jimmy Allen - 9 INT's - 123 yards  
**TACKLES** Ken Fantetti - 148 total  
**QB SACKS** Dave Pureifory - 11 sacks

1981 RESULTS (8-8-0) 2nd

Monte Clark, Coach

| Date   | Opponent      | Crowd   | W-L-T | Score |
|--------|---------------|---------|-------|-------|
| 9-6    | San Francisco | 62,123* | W     | 24-17 |
| 9-13   | San Diego     | 51,624  | L     | 23-28 |
| 9-20   | Minnesota     | 45,350  | L     | 24-26 |
| #9-27  | Oakland       | 77,919* | W     | 16-0  |
| 10-4   | Tampa Bay     | 71,733  | L     | 10-28 |
| 10-11  | Denver        | 74,816  | L     | 21-27 |
| 10-19  | Chicago       | 71,273* | W     | 48-17 |
| #10-25 | Green Bay     | 76,063* | W     | 31-27 |
| 11-1   | Los Angeles   | 61,814  | L     | 13-20 |
| 11-8   | Washington    | 52,096  | L     | 31-33 |
| #11-15 | Dallas        | 79,694* | W     | 27-24 |
| 11-22  | Chicago       | 50,082  | W     | 23-7  |
| #11-26 | Kansas City   | 76,735* | W     | 27-10 |
| 12-6   | Green Bay     | 54,481  | L     | 17-31 |
| #12-12 | Minnesota     | 79,428* | W     | 45-7  |
| #12-20 | Tampa Bay     | 80,444* | L     | 17-20 |

\*Silverdome sellout

TEAM STATISTICS

|               | Detroit | (Avg.) | Opp. | (Avg.) |
|---------------|---------|--------|------|--------|
| TOTAL YARDS   | 5933    | 370.8  | 4846 | 302.9  |
| RUSHING YARDS | 2795    | 174.7  | 1623 | 101.4  |
| PASSING YARDS | 3138    | 196.1  | 3223 | 201.4  |
| POINTS SCORED | 397     | 24.8   | 322  | 20.1   |

HONOR ROLL

**MVP** Eric Hipple (Offense), Stan White (Defense), Ken Callicutt (Special Teams)  
**PRO BOWL** Doug English (DT), Billy Sims (RB), Tom Skladany (P)

1981 NFL STANDINGS

NATIONAL CONFERENCE

Central Division

|           | W | L  | T | Pct. |
|-----------|---|----|---|------|
| Tampa Bay | 9 | 7  | 0 | .563 |
| DETROIT   | 8 | 8  | 0 | .500 |
| Green Bay | 8 | 8  | 0 | .500 |
| Minnesota | 7 | 9  | 0 | .436 |
| Chicago   | 6 | 10 | 0 | .375 |

Eastern Division

|                 | W  | L | T | Pct. |
|-----------------|----|---|---|------|
| Dallas          | 12 | 4 | 0 | .750 |
| Philadelphia    | 10 | 6 | 0 | .625 |
| New York Giants | 9  | 7 | 0 | .563 |
| Washington      | 8  | 8 | 0 | .500 |
| St. Louis       | 7  | 9 | 0 | .438 |

Western Division

|               | W  | L  | T | Pct. |
|---------------|----|----|---|------|
| San Francisco | 13 | 3  | 0 | .813 |
| Atlanta       | 7  | 9  | 0 | .438 |
| Los Angeles   | 6  | 10 | 0 | .375 |
| New Orleans   | 4  | 12 | 0 | .250 |

AMERICAN CONFERENCE

Central Division

|            | W  | L  | T | Pct. |
|------------|----|----|---|------|
| Cincinnati | 12 | 4  | 0 | .750 |
| Pittsburgh | 8  | 8  | 0 | .500 |
| Houston    | 7  | 9  | 0 | .438 |
| Cleveland  | 5  | 11 | 0 | .313 |

Eastern Division

|               | W  | L  | T | Pct. |
|---------------|----|----|---|------|
| Miami         | 11 | 4  | 1 | .719 |
| New York Jets | 10 | 5  | 1 | .656 |
| Buffalo       | 10 | 6  | 0 | .625 |
| Baltimore     | 2  | 14 | 0 | .125 |
| New England   | 2  | 14 | 0 | .125 |

Western Division

|             | W  | L  | T | Pct. |
|-------------|----|----|---|------|
| San Diego   | 10 | 6  | 0 | .625 |
| Denver      | 10 | 6  | 0 | .625 |
| Kansas City | 9  | 7  | 0 | .563 |
| Oakland     | 7  | 9  | 0 | .438 |
| Seattle     | 6  | 10 | 0 | .375 |

New York Giants defeated Philadelphia, 27-27, in NFC wild card. Dallas defeated Tampa Bay, 36-0, and San Francisco defeated New York, 38-24, in NFC playoffs. San Francisco defeated Dallas, 28-27, for NFC title. Buffalo defeated New York Jets, 31-27, in AFC wild card. San Diego defeated Miami, 41-38, and Cincinnati defeated Buffalo, 28-21, in AFC playoffs. Cincinnati defeated San Diego, 27-7, for AFC title. San Francisco defeated Cincinnati, 26-21, for NFL title in Super Bowl XVI.

IN 1981: U.S.-Iran agreement frees 52 hostages held in Teheran since 1979.

# 1982

## USUAL STARTING LINE UP

| OFFENSE                |                      | DEFENSE             |  |
|------------------------|----------------------|---------------------|--|
| WR 87 Fred Scott       | LE 75 Dave Pureifory | LT 79 William Gay   |  |
| LT 72 Chris Dietrich   | LT 79 William Gay    | RT 78 Doug English  |  |
| LG 61 Homer Elias      | RE 60 Al Baker       | MLB 57 Ken Fantetti |  |
| C 65 Amos Fowler       | LLB 53 Garry Cobb    | RLB 52 Stan White   |  |
| RG 67 Don Greco        | RT 70 Keith Dorney   | RC 27 Bobby Watkins |  |
| TE 80 Ulysses Norris   | TE 80 Ulysses Norris | LC 28 James Hunter  |  |
| WR 39 Leonard Thompson | QB 16 Gary Danielson | FS 35 Alvin Hall    |  |
| QB 16 Gary Danielson   | HB 20 Billy Sims     | SS 23 Ray Oldham    |  |
| HB 20 Billy Sims       | FB 24 Dexter Bussey  |                     |  |
| FB 24 Dexter Bussey    |                      |                     |  |

## 1982 RESULTS (4-5-0) 4th

Monte Clark, Coach

| Date  | Opponent         | Crowd   | W-L-T | Score |
|-------|------------------|---------|-------|-------|
| 9-12  | Chicago          | 71,337* | W     | 17-10 |
| 9-19  | Los Angeles Rams | 59,470  | W     | 19-14 |
| 11-21 | Chicago          | 46,783  | L     | 17-20 |
| 11-25 | New York Giants  | 64,348* | L     | 6-13  |
| 12-6  | New York Jets    | 79,361* | L     | 13-28 |
| 12-12 | Green Bay        | 51,875  | W     | 30-10 |
| 12-19 | Minnesota        | 73,058* | L     | 31-34 |
| 12-26 | Tampa Bay        | 65,997  | L     | 21-23 |
| 1-2   | Green Bay        | 64,377* | W     | 27-24 |

## NFC Playoff

|     |            |        |   |      |
|-----|------------|--------|---|------|
| 1-8 | Washington | 55,045 | L | 7-31 |
|-----|------------|--------|---|------|

## LION LEADERS

|                  |   |
|------------------|---|
| <b>RUSHING</b>   | Billy Sims - 172 att. - 639 yards - 4 TD's                              |
| <b>PASSING</b>   | Gary Danielson - 197 att. - 100 comp. - 1343 yards - 10 TD's - 14 INT's |
| <b>RECEIVING</b> | Billy Sims - 34 rec. - 342 yards  |
| <b>SCORING</b>   | Eddie Murray - 49 points (11 FG's, 16 PAT's)                            |
| <b>PUNT RET</b>  | Robbie Martin - 26 ret. - 275 yards - 10.6 avg.                         |
| <b>KO RET</b>    | Alvin Hall - 16 ret. - 426 yards - 26.6 avg. - 1 TD's                   |
| <b>PUNTING</b>   | Tom Skladany - 36 punts - 1483 yards - 41.2 avg. - 6 in 20              |
| <b>INT's</b>     | Bobby Watkins - 5 INT's - 22 yards                                      |
| <b>TACKLES</b>   | Ken Fantetti - 71 total - 54 solo - 17 assists                          |
| <b>QB SACKS</b>  | Al Baker, William Gay and Dave Pureifory - 6 each                       |

## TEAM STATISTICS

|                      | Detroit | (Avg.) | Opp. | (Avg.) |
|----------------------|---------|--------|------|--------|
| <b>TOTAL YARDS</b>   | 2534    | 281.6  | 2722 | 301.4  |
| <b>RUSHING YARDS</b> | 1022    | 113.6  | 854  | 94.9   |
| <b>PASSING YARDS</b> | 1512    | 168.0  | 1868 | 207.6  |
| <b>POINTS SCORED</b> | 181     | 20.1   | 176  | 19.6   |

## HONOR ROLL

|                 |   |
|-----------------|---|
| <b>MVP</b>      | Billy Sims (Offense), Al Baker (Defense), Ken Callicutt (Special Teams) |
| <b>PRO BOWL</b> | Keith Dorney (T), Doug English (DT), Billy Sims (RB)                    |

## 1982 NFL STANDINGS

### NATIONAL CONFERENCE

#### Central Division

|           | W | L | T | Pct. |
|-----------|---|---|---|------|
| Green Bay | 5 | 3 | 1 | .611 |
| Minnesota | 5 | 4 | 0 | .556 |
| Tampa Bay | 5 | 4 | 0 | .556 |
| DETROIT   | 4 | 5 | 0 | .444 |
| Chicago   | 3 | 6 | 0 | .333 |

#### Eastern Division

|                 |   |   |   |      |
|-----------------|---|---|---|------|
| Washington      | 8 | 1 | 0 | .869 |
| Dallas          | 6 | 3 | 0 | .667 |
| St. Louis       | 5 | 4 | 0 | .556 |
| New York Giants | 4 | 5 | 0 | .444 |
| Philadelphia    | 3 | 6 | 0 | .333 |

#### Western Division

|                  |   |   |   |      |
|------------------|---|---|---|------|
| Atlanta          | 5 | 4 | 0 | .556 |
| New Orleans      | 4 | 5 | 0 | .444 |
| San Francisco    | 3 | 6 | 0 | .333 |
| Los Angeles Rams | 2 | 7 | 0 | .222 |

### AMERICAN CONFERENCE

#### Central Division

|            | W | L | T | Pct. |
|------------|---|---|---|------|
| Cincinnati | 7 | 2 | 0 | .776 |
| Pittsburgh | 6 | 3 | 0 | .667 |
| Cleveland  | 4 | 5 | 0 | .444 |
| Houston    | 1 | 8 | 0 | .111 |

#### Eastern Division

|               |   |   |   |      |
|---------------|---|---|---|------|
| Miami         | 7 | 2 | 0 | .778 |
| New York Jets | 6 | 3 | 0 | .667 |
| New England   | 5 | 4 | 0 | .556 |
| Buffalo       | 4 | 5 | 0 | .444 |
| Baltimore     | 0 | 8 | 1 | .056 |

#### Western Division

|                     |   |   |   |      |
|---------------------|---|---|---|------|
| Los Angeles Raiders | 8 | 1 | 0 | .889 |
| San Diego           | 6 | 3 | 0 | .667 |
| Seattle             | 4 | 5 | 0 | .444 |
| Kansas City         | 3 | 6 | 0 | .333 |
| Denver              | 2 | 7 | 0 | .222 |

Washington defeated DETROIT, 31-7, Green Bay defeated St. Louis, 41-16, Minnesota defeated Atlanta, 30-24, and Dallas defeated Tampa Bay 30-17, in NFC First Round playoffs. Washington defeated Minnesota, 21-7, and Dallas defeated Green Bay, 37-26, in NFC Second Round playoffs. Washington defeated Dallas, 31-17, for NFC title. Miami defeated New England, 28-13, Los Angeles Raiders defeated Cleveland, 27-10, New York Jets defeated Cincinnati, 44-17, and San Diego defeated Pittsburgh, 31-28, in AFC First Round playoffs. New York Jets defeated Los Angeles Raiders, 17-14, and Miami defeated San Diego, 34-13, in AFC Second Round playoffs. Miami defeated New York Jets, 14-0, for AFC title. Washington defeated Miami, 27-17, for NFL title in Super Bowl XVII.

**IN 1982:** Artificial heart implanted for the first time in Dr. Barney Clark at the University of Utah Medical Center.

1983

USUAL STARTING LINE UP

OFFENSE

WR 86 Mark Nichols  
 LT 72 Chris Dietrich  
 LG 61 Homer Elias  
 C 52 Steve Mott  
 RG 67 Don Greco  
 RT 70 Keith Dorney  
 TE 80 Ulysses Norris  
 WR 39 Leonard Thompson  
 QB 17 Eric Hipple  
 HB 20 Billy Sims  
 RB 30 James Jones

DEFENSE

LE 62 Curtis Green  
 RT 73 Mike Dawson  
 RE 78 Doug English  
 RE 79 William Gay  
 LLB 53 Garry Cobb  
 MLB 57 Ken Fantetti  
 RLB 59 Jimmy Williams  
 LCB 27 Bobby Watkins  
 RCB 43 Al Latimer (8)  
 29 Bruce McNorton (8)  
 LS 35 Alvin Hill  
 RS 33 William Graham

LION LEADERS

**RUSHING** Billy Sims - 220 att. - 1040 yards - 7 TD's  
**PASSING** Eric Hipple - 387 att. - 204 comp. - 2577 yards - 12 TD's - 18 INT's  
**RECEIVING** James Jones - 46 rec. - 467 yards - 1 TD  
**SCORING** Eddie Murray - 113 points (25 FG's, 38 PAT's)  
**PUNT RET** Ken Jenkins - 23 ret. - 230 yards - 10.0 avg.  
**KO RET** Alvin Hill - 23 ret. - 492 yards - 21.4 avg.  
**PUNTING** Mike Black - 17 punts - 2911 yards - 41.0 avg. - 17 In 20  
**INT's** Bruce McNorton - 7 INT's - 30 yards  
**TACKLES** Ken Fantetti - 132 total - 82 solo - 50 assists  
**QB SACKS** William Gay - 13.5 sacks - 103.5 yards

1983 RESULTS (9-7-0) 1st

Monte Clark, Coach

| Date   | Opponent         | Crowd   | W-L-T | Score     |
|--------|------------------|---------|-------|-----------|
| 9-4    | Tampa Bay        | 62,154  | W     | 11-0      |
| 9-11   | Cleveland        | 60,095* | L     | 26-31     |
| 9-18   | Atlanta          | 54,622* | L     | 14-31     |
| 9-25   | Minnesota        | 56,254  | L     | 17-20     |
| 10-2   | Los Angeles Rams | 49,403  | L     | 10-21     |
| 10-9   | Green Bay        | 67,738* | W     | 38-14     |
| 10-16  | Chicago          | 66,709* | W     | 31-17     |
| 10-23  | Washington       | 43,189  | L     | 17-38     |
| 10-30  | Chicago          | 58,764  | W     | 38-17     |
| 11-7   | New York Giants  | 68,985* | W     | 15-9      |
| 11-13  | Houston          | 40,060  | L     | 17-27     |
| 11-20  | Green Bay (M)    | 50,050  | W     | 23-20(OT) |
| #11-24 | Pittsburgh       | 77,724* | W     | 45-3      |
| #12-5  | Minnesota        | 79,169* | W     | 13-2      |
| 12-11  | Cincinnati       | 45,728  | L     | 9-17      |
| #12-18 | Tampa Bay        | 78,553* | W     | 23-20     |

NFC Playoff

|       |               |        |   |       |
|-------|---------------|--------|---|-------|
| 12-31 | San Francisco | 58,286 | L | 23-24 |
|-------|---------------|--------|---|-------|

\*Silverdome sellout

TEAM STATISTICS

|               | Detroit | (Avg.) | Opp. | (Avg.) |
|---------------|---------|--------|------|--------|
| TOTAL YARDS   | 5136    | 321.0  | 5216 | 326.0  |
| RUSHING YARDS | 2181    | 136.3  | 2104 | 131.5  |
| PASSING YARDS | 2955    | 184.7  | 3112 | 194.5  |
| POINTS SCORED | 347     | 21.7   | 287  | 17.9   |

HONOR ROLL

**MVP** Billy Sims (Offense), William Gay (Defense), Roosevelt Barnes (Special Teams)  
**PRO BOWL** Doug English (DT), William Gay (DE)

1983 NFL STANDINGS

NATIONAL CONFERENCE

Central Division

|           | W | L  | T | Pct. |
|-----------|---|----|---|------|
| DETROIT   | 9 | 7  | 0 | .563 |
| Green Bay | 8 | 8  | 0 | .500 |
| Chicago   | 8 | 8  | 0 | .500 |
| Minnesota | 8 | 8  | 0 | .500 |
| Tampa Bay | 2 | 14 | 0 | .125 |

Eastern Division

|                 |    |    |   |      |
|-----------------|----|----|---|------|
| Washington      | 14 | 2  | 0 | .875 |
| Dallas          | 12 | 4  | 0 | .750 |
| St. Louis       | 8  | 7  | 1 | .531 |
| Philadelphia    | 5  | 11 | 0 | .313 |
| New York Giants | 3  | 12 | 1 | .219 |

Western Division

|                  |    |   |   |      |
|------------------|----|---|---|------|
| San Francisco    | 10 | 6 | 0 | .625 |
| Los Angeles Rams | 9  | 7 | 0 | .563 |
| New Orleans      | 8  | 8 | 0 | .500 |
| Atlanta          | 7  | 9 | 0 | .438 |

AMERICAN CONFERENCE

Central Division

|            | W  | L  | T | Pct. |
|------------|----|----|---|------|
| Pittsburgh | 10 | 6  | 0 | .625 |
| Cleveland  | 9  | 7  | 0 | .563 |
| Cincinnati | 7  | 9  | 0 | .438 |
| Houston    | 2  | 14 | 0 | .125 |

Eastern Division

|               |    |   |   |      |
|---------------|----|---|---|------|
| Miami         | 12 | 4 | 0 | .750 |
| New England   | 8  | 8 | 0 | .500 |
| Buffalo       | 8  | 8 | 0 | .500 |
| Baltimore     | 7  | 9 | 0 | .436 |
| New York Jets | 7  | 9 | 0 | .436 |

Western Division

|                     |    |    |   |      |
|---------------------|----|----|---|------|
| Los Angeles Raiders | 12 | 4  | 0 | .750 |
| Seattle             | 9  | 7  | 0 | .563 |
| Denver              | 9  | 7  | 0 | .563 |
| San Diego           | 6  | 10 | 0 | .375 |
| Kansas City         | 6  | 10 | 0 | .375 |

The Los Angeles Rams defeated Dallas, 24-17, in NFC wild card. San Francisco defeated DETROIT, 24-23, and Washington defeated the Los Angeles Rams, 51-7, in NFC playoffs. Washington defeated San Francisco, 24-17, for NFC title. Seattle defeated Denver, 31-7, in AFC wildcard. Seattle defeated Miami, 27-20, and the Los Angeles Raiders defeated Pittsburgh, 38-10, in AFC playoffs. The Los Angeles Raiders defeated Seattle, 30-14, for AFC title. Los Angeles Raiders defeated Washington, 38-9, for NFL title in Super Bowl XVIII.

IN 1983: More than 70 years after winning the decathlon and pentathlon at Stockholm, Jim Thorpe's gold medals were returned to him posthumously by the International Olympic Committee.

# 1984

## USUAL STARTING LINE UP

| OFFENSE |                  | DEFENSE |                |
|---------|------------------|---------|----------------|
| WR 86   | Mark Nichols     | LE 55   | Michael Cofer  |
| LT 73   | Don Laster       | LT 62   | Curtis Green   |
| LG 72   | Chris Dietrich   | RT 78   | Doug English   |
| C 65    | Amos Fowler      | RE 79   | William Gay    |
| RG 67   | Don Greco        | LLB 53  | Garry Cobb     |
| RT 70   | Keith Dorney     | MLB 57  | Ken Fantetti   |
| TE 84   | Rob Rubick       | RLB 59  | Jimmy Williams |
| QB 16   | Gary Danielson   | LCB 27  | Bobby Watkins  |
| RB 20   | Billy Sims       | RCB 29  | Bruce McNorton |
| FB 30   | James Jones      | LS 33   | William Graham |
| WR 39   | Leonard Thompson | RS 35   | Alvin Hall     |

## LION LEADERS

|                  |   |
|------------------|---|
| <b>RUSHING</b>   | Billy Sims - 130 att. - 687 yards - 5 TD's                              |
| <b>PASSING</b>   | Gary Danielson - 410 att. - 252 comp. - 3076 yards - 17 TD's - 15 INT's |
| <b>RECEIVING</b> | James Jones - 77 rec. - 662 yards - 5 TD's                              |
| <b>SCORING</b>   | Eddie Murray - 91 points (20 FG's, 31 PAT's)                            |
| <b>PUNT RET</b>  | Robbie Martin - 25 ret. - 210 yards - 8.4 avg.                          |
| <b>KO RET</b>    | Pete Mandley - 22 ret. - 390 yards - 17.7 avg.                          |
| <b>PUNTING</b>   | Mike Black - 76 punts - 3164 yards - 41.6 avg. - 13 In 20               |
| <b>INT's</b>     | Bobby Watkins - 6 INT's   |
| <b>TACKLES</b>   | Alvin Hall - 147 total - 94 solo - 53 assists                           |
| <b>QB SACKS</b>  | William Gay - 10 sacks - 72 yards                                       |

## 1984 RESULTS (4-11-1) 4th

| Monte Clark, Coach |               |         |       |           |
|--------------------|---------------|---------|-------|-----------|
| Date               | Opponent      | Crowd   | W-L-T | Score     |
| 9-2                | San Francisco | 56,782* | L     | 27-30     |
| 9-9                | Atlanta       | 49,878* | W     | 27-24(OT) |
| 9-16               | Tampa Bay     | 44,560  | L     | 17-21     |
| 9-23               | Minnesota     | 57,511* | L     | 28-29     |
| 9-30               | San Diego     | 59,849  | L     | 24-27     |
| 10-7               | Denver        | 55,836* | L     | 7-28      |
| 10-14              | Tampa Bay     | 44,308* | W     | 13-7(OT)  |
| 10-21              | Minnesota     | 57,953  | W     | 16-14     |
| 10-26              | Green Bay     | 54,289  | L     | 9-41      |
| 11-4               | Philadelphia  | 59,141* | T     | 23-23(OT) |
| 11-11              | Washington    | 50,212  | L     | 14-26     |
| 11-18              | Chicago       | 54,911  | L     | 14-16     |
| 11-22              | Green Bay     | 63,696* | W     | 31-28     |
| 12-2               | Seattle       | 62,441  | L     | 17-38     |
| 12-10              | L.A. Raiders  | 66,710* | L     | 3-24      |
| 12-16              | Chicago       | 53,252* | L     | 13-30     |

## TEAM STATISTICS

|                      | Detroit | (Avg.) | Opp. | (Avg.) |
|----------------------|---------|--------|------|--------|
| <b>TOTAL YARDS</b>   | 5318    | 332.4  | 5319 | 332.4  |
| <b>RUSHING YARDS</b> | 2017    | 126.1  | 1808 | 113.0  |
| <b>PASSING YARDS</b> | 3301    | 206.3  | 3511 | 219.4  |
| <b>POINTS SCORED</b> | 283     | 17.7   | 408  | 25.5   |

## HONOR ROLL

**MVP** James Jones (Offense), Ken Fantetti (Defense), Roosevelt Barnes (Special Teams)

## 1984 NFL STANDINGS

### NATIONAL CONFERENCE

#### Central Division

|           | W  | L  | T | Pct. | Pts. | OP  |
|-----------|----|----|---|------|------|-----|
| Chicago   | 10 | 6  | 0 | .625 | 325  | 246 |
| Green Bay | 8  | 8  | 0 | .500 | 390  | 309 |
| Tampa Bay | 6  | 10 | 0 | .375 | 335  | 360 |
| DETROIT   | 4  | 11 | 1 | .281 | 263  | 406 |
| Minnesota | 3  | 13 | 0 | .186 | 276  | 484 |

#### Eastern Division

|                 |    |   |   |      |     |     |
|-----------------|----|---|---|------|-----|-----|
| Washington      | 11 | 5 | 0 | .688 | 426 | 310 |
| New York Giants | 9  | 7 | 0 | .563 | 299 | 301 |
| St. Louis       | 9  | 7 | 0 | .563 | 423 | 345 |
| Dallas          | 9  | 7 | 0 | .563 | 306 | 308 |
| Philadelphia    | 6  | 9 | 1 | .406 | 276 | 320 |

#### Western Division

|                  |    |    |   |      |     |     |
|------------------|----|----|---|------|-----|-----|
| San Francisco    | 15 | 1  | 0 | .936 | 475 | 227 |
| Los Angeles Rams | 10 | 6  | 0 | .625 | 346 | 316 |
| New Orleans      | 7  | 9  | 0 | .438 | 298 | 361 |
| Atlanta          | 4  | 12 | 0 | .250 | 261 | 362 |

### AMERICAN CONFERENCE

#### Central Division

|            | W | L  | T | Pct. | Pts. | OP  |
|------------|---|----|---|------|------|-----|
| Pittsburgh | 9 | 7  | 0 | .563 | 387  | 310 |
| Cincinnati | 8 | 8  | 0 | .500 | 339  | 339 |
| Cleveland  | 5 | 11 | 0 | .313 | 250  | 297 |
| Houston    | 3 | 13 | 0 | .168 | 240  | 437 |

#### Eastern Division

|               |    |    |   |      |     |     |
|---------------|----|----|---|------|-----|-----|
| Miami         | 14 | 2  | 0 | .875 | 513 | 298 |
| New England   | 9  | 7  | 0 | .563 | 362 | 352 |
| New York Jets | 7  | 9  | 0 | .436 | 332 | 364 |
| Indianapolis  | 4  | 12 | 0 | .250 | 239 | 414 |
| Buffalo       | 2  | 14 | 0 | .125 | 250 | 454 |

#### Western Division

|                     |    |   |   |      |     |     |
|---------------------|----|---|---|------|-----|-----|
| Denver              | 13 | 3 | 0 | .813 | 353 | 241 |
| Seattle             | 12 | 4 | 0 | .750 | 416 | 282 |
| Los Angeles Raiders | 11 | 5 | 0 | .688 | 366 | 278 |
| Kansas City         | 8  | 8 | 0 | .500 | 314 | 324 |
| San Diego           | 7  | 9 | 0 | .436 | 394 | 413 |

The New York Giants defeated the Los Angeles Rams, 16-13, in NFC wild card. San Francisco defeated New York Giants, 21-10, and Chicago defeated Washington, 23-19, in NFC playoffs. San Francisco defeated Chicago, 23-0, for NFC title. Seattle defeated Los Angeles Raiders, 13-7, in AFC wild card. Miami defeated Seattle, 31-10, and Pittsburgh defeated Denver, 24-17, in AFC playoffs. Miami defeated Pittsburgh, 45-28, for AFC title. San Francisco defeated Miami, 38-16, for NFL title in Super Bowl XIX.

**IN 1984:** Toxic gas leaks from Union Carbide plant in Bhopal, India, killing 2,000 and injuring 150,000.

1985

## USUAL STARTING LINE UP

| OFFENSE |                    | DEFENSE |                    |
|---------|--------------------|---------|--------------------|
| WR 39   | Leonard Thompson   | LE 76   | Eric Williams      |
| LT 75   | Lomas Brown        | NT 78   | Doug English       |
| LG 72   | Chris Dieterich    | RE 79   | William Gay        |
| C 52    | Steve Molt         | LB 59   | Jimmy Williams     |
| RG 70   | Keith Dorney (6)   | LB 50   | August Curley      |
|         | 67 Don Greco (4)   | LB 95   | Kurt Allerman      |
|         | 51 David Jones (4) | LB 92   | Angelo King        |
| RT 70   | Keith Dorney       | CB 27   | Bobby Watkins      |
| TE 87   | David Lewis        | CB 29   | Bruce McNorton     |
| WR 86   | Mark Nichols       | SS 21   | Demetrious Johnson |
| QB 17   | Eric Hipple        | FS 33   | William Graham     |
| RB 28   | W. Montgomery (5)  |         |                    |
|         | 24 Alvin Moore (5) |         |                    |
| FB 30   | James Jones        |         |                    |

## LION LEADERS

|                  |   |
|------------------|---|
| <b>RUSHING</b>   | James Jones - 244 att. - 886 yards<br>- 6 TD's                          |
| <b>PASSING</b>   | Eric Hipple - 406 att. - 223 comp.<br>- 2952 yards - 17 TD's - 18 INT's |
| <b>RECEIVING</b> | Leonard Thompson - 51 rec. - 736 yards<br>- 5 TD's                      |
| <b>SCORING</b>   | Eddie Murray - 109 points (26 FG's,<br>31 PAT's)                        |
| <b>PUNT RET</b>  | Pete Mandley - 38 ret. - 403 yards<br>- 10.6 avg. - 1 TD                |
| <b>KO RET</b>    | Alvin Hall - 39 ret. - 886 yards - 22.7 avg.                            |
| <b>PUNTING</b>   | Mike Black - 73 punts - 3054 yards<br>- 41.8 avg. - 18 In 20            |
| <b>INT's</b>     | Bobby Watkins - 5 INT's - 15 yards                                      |
| <b>TACKLES</b>   | William Graham - 113 total - 75 solo<br>- 38 assists                    |
| <b>QB SACKS</b>  | Jimmy Williams - 7.5 sacks - 55 yards                                   |

## 1985 RESULTS (7-9-0) 4th

Darryl Rogers, Coach

| Date   | Opponent      | Crowd   | W-L-T | Score     |
|--------|---------------|---------|-------|-----------|
| 9-8    | Atlanta       | 37,785  | W     | 28-27     |
| 9-15   | Dallas        | 72,985* | W     | 26-21     |
| 9-22   | Indianapolis  | 60,042  | L     | 6-14      |
| 9-29   | Tampa Bay     | 45,023* | W     | 30-9      |
| 10-6   | Green Bay     | 55,914  | L     | 10-43     |
| 10-13  | Washington    | 52,845  | L     | 3-24      |
| 10-20  | San Francisco | 67,715* | W     | 23-21     |
| #10-27 | Miami         | 75,291* | W     | 31-21     |
| 11-3   | Minnesota     | 58,012  | L     | 13-16     |
| 11-10  | Chicago       | 53,467  | L     | 3-24      |
| 11-17  | Minnesota     | 54,647* | W     | 41-21     |
| 11-24  | Tampa Bay     | 43,471  | L     | 16-19(OT) |
| 11-28  | New York Jets | 65,531* | W     | 31-20     |
| 12-8   | New England   | 59,078  | L     | 6-23      |
| 12-15  | Green Bay     | 49,379* | L     | 23-26     |
| #12-22 | Chicago       | 74,042* | L     | 17-37     |

# Silverdome sellout

## TEAM STATISTICS

|                      | Detroit | (Avg.) | Opp. | (Avg.) |
|----------------------|---------|--------|------|--------|
| <b>TOTAL YARDS</b>   | 4476    | 279.8  | 5591 | 349.4  |
| <b>RUSHING YARD</b>  | 1538    | 96.1   | 2685 | 167.8  |
| <b>PASSING YARDS</b> | 2938    | 183.6  | 2906 | 181.6  |
| <b>POINTS SCORED</b> | 307     | 19.2   | 366  | 22.9   |

## HONOR ROLL

|            |   |
|------------|---|
| <b>MVP</b> | James Jones (Offense), Jimmy Williams (Defense), Alvin Hall (Special Teams) |
|------------|---|

## 1985 NFL STANDINGS

## NATIONAL CONFERENCE

## Central Division

|           | W  | L  | T | Pct. | Pts. | OP  |
|-----------|----|----|---|------|------|-----|
| Chicago   | 15 | 1  | 0 | .936 | 456  | 196 |
| Green Bay | 8  | 6  | 0 | .500 | 337  | 355 |
| Minnesota | 7  | 9  | 0 | .438 | 346  | 359 |
| DETROIT   | 7  | 9  | 0 | .438 | 307  | 366 |
| Tampa Bay | 2  | 14 | 0 | .125 | 294  | 446 |

## Eastern Division

|                 |    |    |   |      |     |     |
|-----------------|----|----|---|------|-----|-----|
| Dallas          | 10 | 6  | 0 | .625 | 357 | 333 |
| New York Giants | 10 | 6  | 0 | .625 | 399 | 283 |
| Washington      | 10 | 6  | 0 | .625 | 297 | 312 |
| Philadelphia    | 7  | 9  | 0 | .438 | 266 | 310 |
| St. Louis       | 5  | 11 | 0 | .313 | 278 | 414 |

## Western Division

|                  |    |    |   |      |     |     |
|------------------|----|----|---|------|-----|-----|
| Los Angeles Rams | 11 | 5  | 0 | .688 | 340 | 277 |
| San Francisco    | 10 | 6  | 0 | .625 | 411 | 263 |
| New Orleans      | 5  | 11 | 0 | .313 | 294 | 401 |
| Atlanta          | 4  | 12 | 0 | .250 | 282 | 452 |

## AMERICAN CONFERENCE

## Central Division

|            | W | L  | T | Pct. | Pts. | OP  |
|------------|---|----|---|------|------|-----|
| Cleveland  | 8 | 8  | 0 | .500 | 287  | 294 |
| Cincinnati | 7 | 9  | 0 | .438 | 441  | 437 |
| Pittsburgh | 7 | 9  | 0 | .438 | 379  | 355 |
| Houston    | 5 | 11 | 0 | .313 | 284  | 412 |

## Eastern Division

|               |    |    |   |      |     |     |
|---------------|----|----|---|------|-----|-----|
| Miami         | 12 | 4  | 0 | .750 | 426 | 320 |
| New York Jets | 11 | 5  | 0 | .688 | 393 | 264 |
| New England   | 11 | 5  | 0 | .688 | 362 | 290 |
| Indianapolis  | 5  | 11 | 0 | .313 | 320 | 386 |
| Buffalo       | 2  | 14 | 0 | .125 | 200 | 361 |

## Western Division

|                     |    |    |   |      |     |     |
|---------------------|----|----|---|------|-----|-----|
| Los Angeles Raiders | 12 | 4  | 0 | .750 | 354 | 306 |
| Denver              | 11 | 5  | 0 | .688 | 360 | 329 |
| Seattle             | 8  | 8  | 0 | .500 | 349 | 303 |
| San Diego           | 8  | 8  | 0 | .500 | 467 | 435 |
| Kansas City         | 6  | 10 | 0 | .376 | 317 | 360 |

The New York Giants defeated San Francisco, 17-3, in the NFC wild card. Chicago defeated the New York Giants, 21-0, and the Los Angeles Rams defeated Dallas, 20-0, in the NFC playoffs. Chicago defeated the Los Angeles Rams, 24-0, for the NFC title. New England defeated the New York Jets, 26-14, in the AFC wild card. New England defeated the Los Angeles Raiders, 27-20, and Miami defeated Cleveland, 24-21, in the AFC playoffs. New England defeated Miami, 31-1, for the AFC title. Chicago defeated New England, 46-10, for NFL title in Super Bowl XX.

IN 1985: Ronald Reagan takes oath for his second term as the 40th U.S. President.

# 1986

## USUAL STARTING LINE UP

| OFFENSE |               | DEFENSE |                |
|---------|---------------|---------|----------------|
| WR 89   | Jeff Chadwick | LE 77   | Keith Ferguson |
| LT 75   | Lomas Brown   | NT 76   | Eric Williams  |
| LG 73   | Harvey Salem  | RE 79   | William Gay    |
| C 52    | Steve Mott    | LB 59   | Jimmy Williams |
| RG 70   | Keith Dorney  | LB 58   | James Harrell  |
| RT 71   | Rick Strenger | LB 57   | Vernon Maxwell |
| TE 81   | Jimmie Giles  | LB 55   | Michael Cofer  |
| WR 80   | Carl Bland    | CB 40   | Duane Galloway |
| QB 17   | Eric Hipple   | CB 29   | Bruce McNorton |
| RB 32   | Garry James   | SS 21   | D. Johnson     |
| FB 30   | James Jones   | FS 31   | Devon Mitchell |

## LION LEADERS

**RUSHING** James Jones - 252 att. - 903 yards - 8 TD's

**PASSING** Eric Hipple - 305 att. - 192 comp. - 1919 yards - 9 TD's - 11 INT's

**RECEIVING** James Jones - 54 rec. - 334 yards - 1 TD

**SCORING** Eddie Murray - 85 points - (18 FG's, 31 PAT's)

**PUNT RET** Pete Mandley - 43 ret. - 420 yards - 9.8 avg. - 1 TD

**KO RET** Herman Hunter - 48 ret. - 1007 yards - 21.0 avg.

**PUNTING** Mike Black - 46 punts - 1819 yards - 39.5 avg. - 11 In 20

**INTS** Devon Mitchell - 5 INT's - 41 yards

**TACKLES** Demetrious Johnson - 112 total - 92 solo - 20 assists

**QB SACKS** Keith Ferguson - 9.5 sacks - 73 yards

## 1986 RESULTS (5-11-0) 3rd

Darryl Rogers, Coach

| Date   | Opponent         | Crowd   | W-L-T | Score |
|--------|------------------|---------|-------|-------|
| 9-7    | Minnesota        | 54,851  | W     | 13-10 |
| 9-14   | Dallas           | 73,812* | L     | 7-31  |
| 9-21   | Tampa Bay        | 38,453* | L     | 20-24 |
| 9-28   | Cleveland        | 72,029  | L     | 21-24 |
| 10-5   | Houston          | 41,960* | W     | 24-13 |
| 10-12  | Green Bay        | 52,290  | W     | 21-14 |
| 10-19  | Los Angeles Rams | 50,992  | L     | 10-14 |
| 10-26  | Chicago          | 62,064  | L     | 7-13  |
| 11-2   | Cincinnati       | 52,423* | L     | 17-24 |
| 11-9   | Minnesota        | 53,725* | L     | 10-24 |
| 11-16  | Philadelphia     | 54,568  | W     | 13-11 |
| 11-23  | Tampa Bay        | 30,029  | W     | 38-17 |
| 11-27  | Green Bay        | 61,199* | L     | 40-44 |
| 12-7   | Pittsburgh       | 45,042  | L     | 17-27 |
| #12-15 | Chicago          | 75,602* | L     | 13-16 |
| 12-21  | Atlanta          | 35,255* | L     | 6-20  |

#Silverdome sellout

## TEAM STATISTICS

|                      | Detroit | (Avg.) | Opp. | (Avg.) |
|----------------------|---------|--------|------|--------|
| <b>TOTAL YARDS</b>   | 4555    | 284.7  | 5149 | 321.8  |
| <b>RUSHING YARDS</b> | 1771    | 110.7  | 2349 | 146.8  |
| <b>PASSING YARDS</b> | 2784    | 174.0  | 2800 | 175.0  |
| <b>POINTS SCORED</b> | 277     | 17.3   | 326  | 20.4   |

## HONOR ROLL

**MVP** Keith Dorney and James Jones (Offense), Keith Ferguson (Defense), Paul Butcher (Special Teams)

## 1986 NFL STANDINGS

### NATIONAL CONFERENCE

#### Central Division

|           | W  | L  | T | Pct. | Pts. | OP  |
|-----------|----|----|---|------|------|-----|
| Chicago   | 14 | 2  | 0 | .875 | 352  | 187 |
| Minnesota | 9  | 7  | 0 | .563 | 398  | 273 |
| DETROIT   | 5  | 11 | 0 | .313 | 277  | 326 |
| Green Bay | 4  | 12 | 0 | .250 | 244  | 416 |
| Tampa Bay | 2  | 14 | 0 | .125 | 239  | 473 |

#### Eastern Division

|                 |    |    |   |      |     |     |
|-----------------|----|----|---|------|-----|-----|
| New York Giants | 14 | 2  | 0 | .875 | 371 | 236 |
| Washington      | 12 | 4  | 0 | .750 | 366 | 296 |
| Dallas          | 7  | 9  | 0 | .436 | 346 | 337 |
| Philadelphia    | 5  | 10 | 1 | .344 | 256 | 312 |
| St. Louis       | 4  | 11 | 1 | .261 | 216 | 351 |

#### Western Division

|                  |    |   |   |      |     |     |
|------------------|----|---|---|------|-----|-----|
| San Francisco    | 10 | 5 | 1 | .656 | 374 | 247 |
| Los Angeles Rams | 10 | 6 | 0 | .625 | 309 | 267 |
| Atlanta          | 7  | 8 | 1 | .469 | 280 | 260 |
| New Orleans      | 7  | 9 | 0 | .436 | 266 | 267 |

### AMERICAN CONFERENCE

#### Central Division

|            | W  | L  | T | Pct. | Pts. | OP  |
|------------|----|----|---|------|------|-----|
| Cleveland  | 12 | 4  | 0 | .750 | 391  | 310 |
| Cincinnati | 10 | 6  | 0 | .625 | 409  | 394 |
| Pittsburgh | 6  | 10 | 0 | .375 | 307  | 336 |
| Houston    | 5  | 11 | 0 | .313 | 274  | 329 |

#### Eastern Division

|               |    |    |   |      |     |     |
|---------------|----|----|---|------|-----|-----|
| New England   | 11 | 5  | 0 | .688 | 412 | 307 |
| New York Jets | 10 | 6  | 0 | .625 | 364 | 386 |
| Miami         | 8  | 8  | 0 | .500 | 430 | 405 |
| Buffalo       | 4  | 12 | 0 | .250 | 287 | 348 |
| Indianapolis  | 3  | 13 | 0 | .168 | 229 | 400 |

#### Western Division

|                     |    |    |   |      |     |     |
|---------------------|----|----|---|------|-----|-----|
| Denver              | 11 | 5  | 0 | .688 | 378 | 327 |
| Kansas City         | 10 | 6  | 0 | .625 | 356 | 326 |
| Seattle             | 10 | 6  | 0 | .625 | 366 | 293 |
| Los Angeles Raiders | 8  | 8  | 0 | .500 | 323 | 346 |
| San Diego           | 4  | 12 | 0 | .250 | 335 | 396 |

Washington defeated the Los Angeles Rams, 19-7, in the NFC wild card. Washington defeated Chicago, 27-13, and the New York Giants defeated San Francisco, 49-3, in the NFC playoffs. The New York Giants defeated Washington, 17-0, for the NFC title. The New York Jets defeated Kansas City, 35-15, in the AFC wild card. Cleveland defeated the New York Jets, 23-20, and Denver defeated New England, 22-17, in the AFC playoffs. Denver defeated Cleveland, 23-20 (OT), for the AFC title. New York Giants defeated Denver, 39-20, for the NFL title in Super Bowl XXI.

**IN 1986:** The space shuttle Challenger explodes after launch at Cape Canaveral, killing all seven aboard.

1987

## USUAL STARTING LINE UP

| OFFENSE |               | DEFENSE |                  |
|---------|---------------|---------|------------------|
| WR 82   | Pete Mandley  | LE 76   | Eric Williams    |
| LT 75   | Lomas Brown   | NT 93   | Jerry Ball       |
| LG 53   | Scott Barrows | RE 77   | Keith Ferguson   |
| C 52    | Steve Mott    | LB 59   | Jimmy Williams   |
| RG 61   | Kevin Glover  | LB 51   | Shelton Robinson |
| RT 73   | Harvey Salem  | LB 98   | Dennis Gibson    |
| TE 84   | Rob Rubick    | LB 55   | Michael Cofer    |
| WR 89   | Jeff Chadwick | CB 29   | Bruce McNorton   |
| QB 16   | Chuck Long    | CB 40   | Duane Galloway   |
| RB 32   | Garry James   | SS 34   | James Griffin    |
| FB 30   | James Jones   | FS 45   | Raphael Cherry   |

## LION LEADERS

|                  |  |
|------------------|--|
| <b>RUSHING</b>   | James Jones - 96 att. - 342 yards                                      |
| <b>PASSING</b>   | Chuck Long - 416 att. - 232 comp.<br>- 2598 yards - 11 TD's - 20 INT's |
| <b>RECEIVING</b> | Pete Mandley - 58 rec. - 720 yards<br>- 7 TD's                         |
| <b>SCORING</b>   | Eddie Murray - 81 points (20 FG's,<br>21 PAT's)                        |
| <b>PUNT RET</b>  | Pete Mandley - 23 ret. - 250 yards<br>- 10.9 avg.                      |
| <b>KO RET</b>    | Gary Lee - 32 ret. - 719 yards - 22.5 avg.                             |
| <b>PUNTING</b>   | Jim Arnold - 46 punts - 2007 yards<br>- 43.6 avg. - 17 In 20           |
| <b>INT's</b>     | James Griffin - 6 INT's - 130 yards                                    |
| <b>TACKLES</b>   | Dennis Gibson - 82 total - 68 solo<br>- 14 assists                     |
| <b>QB SACKS</b>  | Michael Cofer - 8.5 sacks - 78 yards                                   |

## 1987 RESULTS (4-11-0) 5th

Darryl Rogers, Coach

| Date  | Opponent         | Crowd                         | W-L-T | Score     |
|-------|------------------|-------------------------------|-------|-----------|
| 9-13  | Minnesota        | 57,061                        | L     | 19-34     |
| 9-20  | LA Raiders       | 50,300                        | L     | 7-27      |
| 9-27  | Chicago          | Cancelled - (Players' Strike) |       |           |
| 10-4  | Tampa Bay        | 4,919*                        | L     | 27-31     |
| 10-11 | Green Bay        | 35,779                        | W     | 19-16(OT) |
| 10-18 | Seattle          | 8,310*                        | L     | 14-37     |
| 10-25 | Green Bay        | 27,278*                       | L     | 33-34     |
| 11-1  | Denver           | 75,172                        | L     | 0-34      |
| 11-8  | Dallas           | 45,325*                       | W     | 27-17     |
| 11-15 | Washington       | 53,593                        | L     | 13-20     |
| 11-22 | Chicago          | 63,357                        | L     | 10-30     |
| 11-26 | Kansas City      | 43,820*                       | L     | 20-27     |
| 12-6  | Los Angeles Rams | 33,413*                       | L     | 16-37     |
| 12-13 | Tampa Bay        | 41,699                        | W     | 20-10     |
| 12-20 | Minnesota        | 27,693*                       | L     | 14-17     |
| 12-27 | Atlanta          | 13,906                        | W     | 30-13     |

## TEAM STATISTICS

|                      | Detroit | (Avg.) | Opp. | (Avg.) |
|----------------------|---------|--------|------|--------|
| <b>TOTAL YARDS</b>   | 4391    | 292.7  | 5273 | 351.5  |
| <b>RUSHING YARDS</b> | 1435    | 95.7   | 2070 | 138.0  |
| <b>PASSING YARDS</b> | 2956    | 197.1  | 3203 | 213.5  |
| <b>POINTS SCORED</b> | 269     | 17.9   | 384  | 25.6   |

## HONOR ROLL

|                 |  |
|-----------------|--|
| <b>MVP</b>      | Pete Mandley (Offense), Jimmy Williams (Defense), Paul Butcher (Special Teams) |
| <b>PRO BOWL</b> | Jim Arnold (P)   |

## 1987 NFL STANDINGS

## NATIONAL CONFERENCE

## Central Division

|           | W  | L  | T | Pct. | Pts. | OP  |
|-----------|----|----|---|------|------|-----|
| Chicago   | 11 | 4  | 0 | .733 | 356  | 282 |
| Minnesota | 8  | 7  | 0 | .533 | 336  | 335 |
| Green Bay | 5  | 9  | 1 | .367 | 255  | 300 |
| Tampa Bay | 4  | 11 | 0 | .267 | 266  | 360 |
| DETROIT   | 4  | 11 | 0 | .267 | 269  | 364 |

## Eastern Division

|                 |    |   |   |      |     |     |
|-----------------|----|---|---|------|-----|-----|
| Washington      | 11 | 4 | 0 | .733 | 379 | 265 |
| Dallas          | 7  | 8 | 0 | .467 | 340 | 346 |
| St. Louis       | 7  | 8 | 0 | .467 | 362 | 366 |
| Philadelphia    | 7  | 8 | 0 | .467 | 337 | 380 |
| New York Giants | 6  | 9 | 0 | .400 | 280 | 312 |

## Western Division

|                  |    |    |   |      |     |     |
|------------------|----|----|---|------|-----|-----|
| San Francisco    | 13 | 2  | 0 | .667 | 459 | 253 |
| New Orleans      | 12 | 3  | 0 | .800 | 422 | 253 |
| Los Angeles Rams | 6  | 9  | 0 | .400 | 317 | 361 |
| Atlanta          | 3  | 12 | 0 | .200 | 205 | 436 |

## AMERICAN CONFERENCE

## Central Division

|            | W  | L  | T | Pct. | Pts. | OP  |
|------------|----|----|---|------|------|-----|
| Cleveland  | 10 | 5  | 0 | .667 | 390  | 239 |
| Houston    | 9  | 6  | 0 | .600 | 345  | 349 |
| Pittsburgh | 8  | 7  | 0 | .533 | 265  | 299 |
| Cincinnati | 4  | 11 | 0 | .267 | 285  | 370 |

## Eastern Division

|               |   |   |   |      |     |     |
|---------------|---|---|---|------|-----|-----|
| Indianapolis  | 9 | 6 | 0 | .600 | 300 | 238 |
| New England   | 8 | 7 | 0 | .533 | 320 | 293 |
| Miami         | 8 | 7 | 0 | .533 | 362 | 335 |
| Buffalo       | 7 | 8 | 0 | .467 | 270 | 305 |
| New York Jets | 6 | 9 | 0 | .400 | 334 | 360 |

## Western Division

|                     |    |    |   |      |     |     |
|---------------------|----|----|---|------|-----|-----|
| Denver              | 10 | 4  | 1 | .700 | 379 | 268 |
| Seattle             | 9  | 6  | 0 | .600 | 371 | 314 |
| San Diego           | 8  | 7  | 0 | .533 | 253 | 317 |
| Los Angeles Raiders | 5  | 10 | 0 | .333 | 301 | 269 |
| Kansas City         | 4  | 11 | 0 | .267 | 273 | 388 |

Minnesota defeated New Orleans, 44-10, in the NFC wild card. Minnesota defeated San Francisco, 36-24, and the Washington Redskins defeated Chicago, 21-17, in the NFC playoffs. Washington defeated Minnesota, 17-10, for the NFC title. Houston defeated Seattle, 23-20 (OT), in the AFC wild card. Cleveland defeated Indianapolis, 38-21, and the Denver Broncos defeated Houston, 34-10, in the AFC playoffs. Denver defeated Cleveland, 38-33, for the AFC title. Washington defeated Denver, 42-10, for the NFL title in Super Bowl XXII.

IN 1987: Jewels are retrieved from the wreckage of the oceanliner, Titanic.

1 9 8 8

**USUAL STARTING LINE UP**

**OFFENSE**

|       |               |
|-------|---------------|
| WR 82 | Pete Mandley  |
| LT 75 | Lomas Brown   |
| LG 53 | Kevin Glover  |
| C 52  | Steve Mott    |
| RG 74 | Joe Milinchik |
| RT 73 | Harvey Salem  |
| TE 87 | Pat Carter    |
| WR 89 | Jeff Chadwick |
| QB 12 | Rusty Hilger  |
| RB 32 | Garry James   |
| FB 30 | James Jones   |

**DEFENSE**

|       |                |
|-------|----------------|
| LE 76 | Eric Williams  |
| NT 93 | Jerry Ball     |
| RE 77 | Keith Ferguson |
| LB 58 | George Jamison |
| LB 54 | Chris Spielman |
| LB 98 | Dennis Gibson  |
| LB 55 | Michael Cofer  |
| CB 43 | David Holmes   |
| CB 29 | Bruce McNorton |
| SS 36 | Bennie Blades  |
| FS 31 | Devon Mitchell |

**LION LEADERS**

|                  |  |
|------------------|--|
| <b>RUSHING</b>   | Garry James - 182 att. - 552 yards - 5 TD's                          |
| <b>PASSING</b>   | Rusty Hilger - 306 att. - 126 comp. - 1558 yards - 7 TD's - 12 INT's |
| <b>RECEIVING</b> | Pete Mandley - 44 rec. - 617 yards - 4 TD's                          |
| <b>SCORING</b>   | Eddie Murray - 82 points (20 FG's, 22 PAT's)                         |
| <b>PUNT RET</b>  | Pete Mandley - 37 ret. - 287 yards - 7.8 avg.                        |
| <b>KO RET</b>    | Gary Lee - 18 ret. - 355 yards - 19.7 avg.                           |
| <b>PUNTING</b>   | Jim Arnold - 97 punts - 4110 yards - 42.4 avg. - 22 in 20            |
| <b>INT's</b>     | Devon Mitchell and George Jamison - 3 each                           |
| <b>TACKLES</b>   | Chris Spielman - 153 total - 118 solo - 35 assists                   |
| <b>QB SACKS</b>  | Michael Cofer - 12.0 sacks - 88 yards                                |

**1988 RESULTS (4-12-0) 4th**

Darryl Rogers, Coach (2-9-0)

| Date  | Opponent         | Crowd   | W-L-T | Score     |
|-------|------------------|---------|-------|-----------|
| 9-4   | Atlanta          | 31,075* | W     | 31-17     |
| 9-11  | Los Angeles Rams | 46,262  | L     | 10-17     |
| 9-18  | New Orleans      | 32,943* | L     | 14-22     |
| 9-25  | New York Jets    | 29,250* | L     | 10-17     |
| 10-2  | San Francisco    | 58,285  | L     | 13-20     |
| 10-9  | Chicago          | 64,526* | L     | 7-24      |
| 10-16 | New York Giants  | 74,813  | L     | 10-30     |
| 10-23 | Kansas City      | 66,926  | W     | 7-6       |
| 10-30 | New York Giants  | 38,354* | L     | 10-13(OT) |
| 11-6  | Minnesota        | 55,573  | L     | 17-44     |
| 11-13 | Tampa Bay        | 25,956* | L     | 20-23     |

Wayne Fontes, Interim Coach (2-3-0)

|       |               |         |   |       |
|-------|---------------|---------|---|-------|
| 11-20 | Green Bay (M) | 44,327  | W | 19-9  |
| 11-24 | Minnesota     | 46,479* | L | 0-23  |
| 12-4  | Green Bay     | 28,124* | W | 30-14 |
| 12-11 | Chicago       | 55,010  | L | 12-13 |
| 12-18 | Tampa Bay     | 37,778  | L | 10-21 |

**TEAM STATISTICS**

|                      | Detroit | (Avg.) | Opp. | (Avg.) |
|----------------------|---------|--------|------|--------|
| <b>TOTAL YARDS</b>   | 3405    | 212.8  | 5316 | 332.3  |
| <b>RUSHING YARDS</b> | 1243    | 77.7   | 2037 | 127.3  |
| <b>PASSING YARDS</b> | 2162    | 135.1  | 3279 | 204.9  |
| <b>POINTS SCORED</b> | 220     | 13.8   | 313  | 19.6   |

**HONOR ROLL**

|                 |   |
|-----------------|---|
| <b>MVP</b>      | Rusty Hilger (Offense), Michael Cofer (Defense), George Jamison (Special Teams) |
| <b>PRO BOWL</b> | Jim Arnold (P), Michael Cofer (LB)  |

**1988 NFL STANDINGS**

**NATIONAL CONFERENCE**

**Central Division**

|           | W  | L  | T | Pct. | Pts. | OP  |
|-----------|----|----|---|------|------|-----|
| Chicago   | 12 | 4  | 0 | .750 | 312  | 215 |
| Minnesota | 11 | 5  | 0 | .688 | 406  | 233 |
| Tampa Bay | 5  | 11 | 0 | .313 | 216  | 350 |
| DETROIT   | 4  | 12 | 0 | .250 | 220  | 313 |
| Green Bay | 4  | 12 | 0 | .250 | 240  | 315 |

**Eastern Division**

|                 |    |    |   |      |     |     |
|-----------------|----|----|---|------|-----|-----|
| Philadelphia    | 10 | 6  | 0 | .625 | 379 | 319 |
| New York Giants | 10 | 6  | 0 | .625 | 359 | 304 |
| Washington      | 7  | 9  | 0 | .436 | 345 | 367 |
| Phoenix         | 7  | 9  | 0 | .438 | 344 | 398 |
| Dallas          | 3  | 13 | 0 | .168 | 265 | 361 |

**Western Division**

|               |    |    |   |      |     |     |
|---------------|----|----|---|------|-----|-----|
| San Francisco | 10 | 6  | 0 | .625 | 369 | 294 |
| L.A. Rams     | 10 | 6  | 0 | .625 | 407 | 293 |
| New Orleans   | 10 | 6  | 0 | .625 | 312 | 283 |
| Atlanta       | 5  | 11 | 0 | .313 | 244 | 315 |

**AMERICAN CONFERENCE**

**Central Division**

|            | W  | L  | T | Pct. | Pts. | OP  |
|------------|----|----|---|------|------|-----|
| Cincinnati | 12 | 4  | 0 | .750 | 446  | 329 |
| Cleveland  | 10 | 6  | 0 | .625 | 304  | 288 |
| Houston    | 10 | 6  | 0 | .625 | 424  | 365 |
| Pittsburgh | 5  | 11 | 0 | .313 | 336  | 421 |

**Eastern Division**

|               |    |    |   |      |     |     |
|---------------|----|----|---|------|-----|-----|
| Buffalo       | 12 | 4  | 0 | .750 | 329 | 237 |
| Indianapolis  | 9  | 7  | 0 | .563 | 354 | 315 |
| New England   | 9  | 7  | 0 | .563 | 250 | 284 |
| New York Jets | 8  | 7  | 1 | .531 | 372 | 354 |
| Miami         | 6  | 10 | 0 | .375 | 319 | 380 |

**Western Division**

|              |   |    |   |      |     |     |
|--------------|---|----|---|------|-----|-----|
| Seattle      | 9 | 7  | 0 | .563 | 339 | 329 |
| Denver       | 8 | 8  | 0 | .500 | 327 | 352 |
| L.A. Raiders | 7 | 9  | 0 | .436 | 325 | 369 |
| San Diego    | 6 | 10 | 0 | .375 | 231 | 332 |
| Kansas City  | 4 | 11 | 1 | .261 | 254 | 320 |

Minnesota defeated the Los Angeles Rams, 28-17, in the NFC wild card. San Francisco defeated Minnesota, 34-9, and Chicago defeated Philadelphia, 20-12, in the NFC playoffs. San Francisco defeated Chicago, 28-3, for the NFC title. Houston defeated Cleveland, 24-23, in the AFC wild card. Buffalo defeated Houston, 17-10, and Cincinnati defeated Seattle, 21-13, in the AFC playoffs. Cincinnati defeated Buffalo, 21-10, for the AFC title. San Francisco defeated Cincinnati, 20-16, for the NFL title in Super Bowl XXIII.

IN 1988: Vice-President George Bush sweeps 40 states, defeating Michael Dukakis in the U.S. Presidential election.

1989

USUAL STARTING LINE UP

| OFFENSE |                    | DEFENSE |                    |
|---------|--------------------|---------|--------------------|
| XR 82   | Robert Clark       | LE 76   | Eric Williams      |
| WR 84   | Richard Johnson    | NT 93   | Jerry Ball         |
| LT 75   | Lomas Brown        | RE 97   | Kevin Brooks       |
| LG 65   | Eric Andolsek      | LB 59   | Jimmy Williams     |
| C 53    | Kevin Glover       | LB 54   | Chris Spielman     |
| RG 67   | Ken Dallalior      | LB 57   | Victor Jones (9)   |
| RT 73   | Harvey Salem (8)   | 98      | Dennis Gibson (6)  |
| 64      | Eric Sanders (7)   | LB 55   | Michael Cofer (7)  |
| YR 24   | Jason Phillips (6) | 58      | George Jamison (6) |
| 81      | Stacey Mobley (5)  | CB 21   | Terry Taylor       |
| ZR 87   | Walter Stanley     | CB 43   | Jerry Holmes       |
| QB 9    | Rodney Peete       | SS 36   | Bennie Blades      |
| SB 20   | Barry Sanders      | FS 35   | William White      |

LION LEADERS

**RUSHING** Barry Sanders - 280 att. - 1470 yards - 14 TD's

**PASSING** Bob Gagliano - 232 att. - 117 comp. - 1671 yards - 6 TD's - 12 INT's

**RECEIVING** Richard Johnson - 70 rec. - 1091 yards - 8 TD's

**SCORING** Eddie Murray - 96 points (20 FG's, 36 PAT's)

**PUNT RET** Walter Stanley - 36 ret. - 496 yards - 13.8 avg.

**KO RET** Mel Gray - 24 ret. - 640 yards - 26.7 avg.

**PUNTING** Jim Arnold - 82 punts - 3538 yards - 43.1 avg. - 15 in 20

**INT's** Jerry Holmes - 6 INT's - 77 yards - 1 TD

**TACKLES** Chris Spielman - 125 total - 89 solo - 36 assists

**QB SACKS** Michael Cofer - 9.5 sacks - 60 yards

1989 RESULTS (7-9-0) 3rd

Wayne Fontes, Coach

| Date  | Opponent        | Crowd   | W-L-T | Score     |
|-------|-----------------|---------|-------|-----------|
| 9-10  | Phoenix         | 36,735* | L     | 13-16     |
| 9-17  | New York Giants | 76,021  | L     | 14-24     |
| 9-24  | Chicago         | 71,148* | L     | 27-47     |
| 10-1  | Pittsburgh      | 43,804* | L     | 3-23      |
| 10-8  | Minnesota       | 55,380  | L     | 17-24     |
| 10-15 | Tampa Bay       | 46,225  | W     | 17-16     |
| 10-22 | Minnesota       | 51,579* | L     | 7-20      |
| 10-29 | Green Bay (M)   | 53,731  | L     | 20-23(OT) |
| 11-5  | Houston         | 46,056  | L     | 31-35     |
| 11-12 | Green Bay       | 44,324* | W     | 31-22     |
| 11-19 | Cincinnati      | 55,720  | L     | 7-42      |
| 11-23 | Cleveland       | 65,624* | W     | 13-10     |
| 12-3  | New Orleans     | 38,550* | W     | 21-14     |
| 12-10 | Chicago         | 52,650  | W     | 27-17     |
| 12-17 | Tampa Bay       | 40,362* | W     | 33-7      |
| 12-24 | Atlanta         | 7,792   | W     | 31-24     |

TEAM STATISTICS

|                      | Detroit | (Avg.) | Opp. | (Avg.) |
|----------------------|---------|--------|------|--------|
| <b>TOTAL YARDS</b>   | 4992    | 312.0  | 5537 | 346.1  |
| <b>RUSHING YARDS</b> | 2053    | 128.3  | 1621 | 101.3  |
| <b>PASSING YARDS</b> | 2939    | 183.7  | 3916 | 244.8  |
| <b>POINTS SCORED</b> | 312     | 19.5   | 364  | 22.8   |

HONOR ROLL

**MVP** Barry Sanders (Offense), Jerry Ball (Defense), Toby Caston (Special Teams)

**PRO BOWL** Jerry Ball (NT), Eddie Murray (K), Barry Sanders (RB), Chris Spielman (LB)

1989 NFL STANDINGS

NATIONAL CONFERENCE

AMERICAN CONFERENCE

Central Division

Central Division

|           | W  | L  | T | Pct. | Pts. | OP  |
|-----------|----|----|---|------|------|-----|
| Minnesota | 10 | 6  | 0 | .625 | 351  | 275 |
| Green Bay | 10 | 6  | 0 | .625 | 362  | 356 |
| DETROIT   | 7  | 9  | 0 | .438 | 312  | 364 |
| Chicago   | 6  | 10 | 0 | .375 | 356  | 377 |
| Tampa Bay | 5  | 11 | 0 | .313 | 320  | 419 |

|            | W | L | T | Pct. | Pts. | OP  |
|------------|---|---|---|------|------|-----|
| Cleveland  | 9 | 6 | 1 | .594 | 334  | 254 |
| Houston    | 9 | 7 | 0 | .563 | 365  | 412 |
| Pittsburgh | 9 | 7 | 0 | .563 | 265  | 326 |
| Cincinnati | 8 | 8 | 0 | .500 | 404  | 285 |

Eastern Division

Eastern Division

|                 | W  | L  | T | Pct. | Pts. | OP  |
|-----------------|----|----|---|------|------|-----|
| New York Giants | 12 | 4  | 0 | .750 | 348  | 252 |
| Philadelphia    | 11 | 5  | 0 | .688 | 342  | 274 |
| Washington      | 10 | 6  | 0 | .625 | 386  | 308 |
| Phoenix         | 5  | 11 | 0 | .313 | 256  | 377 |
| Dallas          | 1  | 15 | 0 | .063 | 204  | 393 |

|               | W | L  | T | Pct. | Pts. | OP  |
|---------------|---|----|---|------|------|-----|
| Buffalo       | 9 | 7  | 0 | .563 | 409  | 317 |
| Indianapolis  | 8 | 8  | 0 | .500 | 298  | 301 |
| Miami         | 8 | 8  | 0 | .500 | 331  | 379 |
| New England   | 5 | 11 | 0 | .313 | 297  | 391 |
| New York Jets | 4 | 12 | 0 | .250 | 253  | 411 |

Western Division

Western Division

|                  | W  | L  | T | Pct. | Pts. | OP  |
|------------------|----|----|---|------|------|-----|
| San Francisco    | 14 | 2  | 0 | .875 | 442  | 253 |
| Los Angeles Rams | 11 | 5  | 0 | .686 | 426  | 344 |
| New Orleans      | 9  | 7  | 0 | .563 | 386  | 301 |
| Atlanta          | 3  | 13 | 0 | .186 | 279  | 437 |

|                     | W  | L  | T | Pct. | Pts. | OP  |
|---------------------|----|----|---|------|------|-----|
| Denver              | 11 | 5  | 0 | .688 | 362  | 226 |
| Kansas City         | 8  | 7  | 1 | .531 | 318  | 286 |
| Los Angeles Raiders | 8  | 8  | 0 | .500 | 315  | 297 |
| Seattle             | 7  | 9  | 0 | .438 | 241  | 327 |
| San Diego           | 6  | 10 | 0 | .375 | 266  | 290 |

The Los Angeles Rams defeated Philadelphia, 21-7, in the NFC wild card. The Los Angeles Rams defeated the New York Giants, 19-13, in overtime and San Francisco defeated Minnesota, 41-13, in the NFC playoffs. San Francisco defeated the Los Angeles Rams, 30-3, for the NFC title. Pittsburgh defeated Houston, 28-23, (OT) in the AFC wild card. Denver defeated Pittsburgh, 24-23, and Cleveland defeated Buffalo, 34-30, in the AFC playoffs. Denver defeated Cleveland, 37-21, for the AFC title. The San Francisco 49ers defeated the Denver Broncos, 55-10, for the NFL title in Super Bowl XXIV.

# 1990

## USUAL STARTING LINE UP

| OFFENSE |                        | DEFENSE |                    |
|---------|------------------------|---------|--------------------|
| XR 82   | Robert Clark           | LE 70   | Dan Owens          |
| WR 84   | Richard Johnson        | NT 93   | Jerry Ball         |
| LT 75   | Lomas Brown            | RE 77   | Keith Ferguson     |
| LG 65   | Eric Andolsek          | LB 59   | Jimmy Williams (9) |
| C 53    | Kevin Glover           | 58      | George Jamison (7) |
| RG 67   | Ken Dallalior          | LB 54   | Chris Spielman     |
| RT 73   | Harvey Salem           | LB 98   | Dennis Gibson      |
| YR 87   | Jeff Campbell (8)      | LB 55   | Michael Cofer      |
|         | 83 Aubrey Matthews (6) | CB 29   | Bruce McNorton (8) |
| ZR 81   | Mike Farr (8)          | CB 39   | Ray Crockett (6)   |
|         | 89 Terry Greer (8)     | CB 25   | LeRoy Irvin        |
| QB 9    | Rodney Peete           | SS 35   | William White      |
| SB 20   | Barry Sanders          | FS 36   | Bennie Blades      |

## LION LEADERS

|                  |  |
|------------------|--|
| <b>RUSHING</b>   | Barry Sanders - 255 att. - 1304 yards - 13 TD's                      |
| <b>PASSING</b>   | Rodney Peete - 271 att. - 142 comp. - 1974 yards - 13 TD's - 8 INT's |
| <b>RECEIVING</b> | Richard Johnson - 64 rec. - 727 yards - 6 TD's                       |
| <b>SCORING</b>   | Barry Sanders - 96 points (16 TD's)                                  |
| <b>PUNT RET</b>  | Mel Gray - 34 ret. - 362 yards - 10.6 avg.                           |
| <b>KO RET</b>    | Mel Gray - 41 ret. - 939 yards - 22.9 avg.                           |
| <b>PUNTING</b>   | Jim Arnold - 63 punts - 2560 yards - 40.6 avg. - 10 In 20            |
| <b>INT's</b>     | William White - 5 INT's - 120 yards - 24.0 avg. - 1 TD               |
| <b>TACKLES</b>   | Chris Spielman - 108 total - 79 solo - 29 assists                    |
| <b>QB SACKS</b>  | Michael Cofer - 10.0 sacks - 57 yards                                |

## 1990 RESULTS (6-10-0) 3rd

| Wayne Fontes, Coach |                 |         |       |           |
|---------------------|-----------------|---------|-------|-----------|
| Date                | Opponent        | Crowd   | W-L-T | Score     |
| 9-9                 | Tampa Bay       | 54,728* | L     | 21-38     |
| 9-16                | Atlanta         | 48,961* | W     | 21-14     |
| 9-23                | Tampa Bay       | 55,075  | L     | 20-23     |
| 9-30                | Green Bay       | 64,509* | L     | 21-24     |
| 10-7                | Minnesota       | 57,586  | W     | 34-27     |
| 10-14               | Kansas City     | 74,312  | L     | 24-43     |
| 10-28               | New Orleans     | 64,368  | W     | 27-10     |
| 11-4                | Washington      | 69,326* | L     | 38-41(OT) |
| 11-11               | Minnesota       | 68,264* | L     | 7-17      |
| 11-18               | New York Giants | 76,109  | L     | 0-20      |
| 11-22               | Denver          | 73,896* | W     | 40-27     |
| 12-2                | Chicago         | 62,313  | L     | 17-23(OT) |
| #12-10              | LA Raiders      | 72,190* | L     | 31-38     |
| 12-16               | Chicago         | 67,759* | W     | 38-21     |
| 12-22               | Green Bay       | 46,700  | W     | 24-17     |
| 12-30               | Seattle         | 50,681  | L     | 10-30     |

#Silverdome sellout

## TEAM STATISTICS

|                      | Detroit | (Avg.) | Opp. | (Avg.) |
|----------------------|---------|--------|------|--------|
| <b>TOTAL YARDS</b>   | 4984    | 311.5  | 5734 | 358.4  |
| <b>RUSHING YARDS</b> | 1929    | 120.6  | 2388 | 149.3  |
| <b>PASSING YARDS</b> | 3055    | 190.9  | 3346 | 209.1  |
| <b>POINTS SCORED</b> | 373     | 23.3   | 413  | 25.8   |

## HONOR ROLL

|                 |  |
|-----------------|--|
| <b>MVP</b>      | Barry Sanders (Offense), Michael Cofer (Defense), Niko Noga (Special Teams)              |
| <b>PRO BOWL</b> | Jerry Ball (NT), Lomas Brown (T), Mel Gray (KR), Barry Sanders (RB), Chris Spielman (LB) |

## 1990 NFL STANDINGS

### NATIONAL CONFERENCE

#### Central Division

|           | W  | L  | T | Pct. | Pts. | OP  |
|-----------|----|----|---|------|------|-----|
| Chicago   | 11 | 5  | 0 | .688 | 348  | 260 |
| Tampa Bay | 6  | 10 | 0 | .375 | 264  | 367 |
| DETROIT   | 6  | 10 | 0 | .375 | 373  | 413 |
| Green Bay | 6  | 10 | 0 | .375 | 271  | 347 |
| Minnesota | 6  | 10 | 0 | .375 | 351  | 326 |

#### Eastern Division

|                 |    |    |   |      |     |     |
|-----------------|----|----|---|------|-----|-----|
| New York Giants | 13 | 3  | 0 | .813 | 335 | 211 |
| Philadelphia    | 10 | 6  | 0 | .625 | 396 | 299 |
| Washington      | 10 | 6  | 0 | .625 | 381 | 301 |
| Dallas          | 7  | 9  | 0 | .438 | 244 | 308 |
| Phoenix         | 5  | 11 | 0 | .313 | 268 | 396 |

#### Western Division

|                  |    |    |   |      |     |     |
|------------------|----|----|---|------|-----|-----|
| San Francisco    | 14 | 2  | 0 | .875 | 353 | 239 |
| New Orleans      | 8  | 8  | 0 | .500 | 274 | 275 |
| Los Angeles Rams | 5  | 11 | 0 | .313 | 345 | 412 |
| Atlanta          | 5  | 11 | 0 | .313 | 348 | 365 |

### AMERICAN CONFERENCE

#### Central Division

|            | W | L  | T | Pct. | Pts. | OP  |
|------------|---|----|---|------|------|-----|
| Cincinnati | 9 | 7  | 0 | .563 | 360  | 352 |
| Houston    | 9 | 7  | 0 | .563 | 405  | 307 |
| Pittsburgh | 9 | 7  | 0 | .563 | 292  | 240 |
| Cleveland  | 3 | 13 | 0 | .188 | 228  | 462 |

#### Eastern Division

|               |    |    |   |      |     |     |
|---------------|----|----|---|------|-----|-----|
| Buffalo       | 13 | 3  | 0 | .813 | 428 | 263 |
| Miami         | 12 | 4  | 0 | .750 | 336 | 242 |
| Indianapolis  | 7  | 9  | 0 | .438 | 281 | 353 |
| New York Jets | 6  | 10 | 0 | .375 | 295 | 345 |
| New England   | 1  | 15 | 0 | .063 | 181 | 446 |

#### Western Division

|                     |    |    |   |      |     |     |
|---------------------|----|----|---|------|-----|-----|
| Los Angeles Raiders | 12 | 4  | 0 | .813 | 428 | 263 |
| Kansas City         | 11 | 5  | 0 | .688 | 369 | 257 |
| Seattle             | 9  | 7  | 0 | .563 | 306 | 386 |
| San Diego           | 6  | 10 | 0 | .375 | 315 | 281 |
| Denver              | 5  | 11 | 0 | .313 | 331 | 374 |

Washington defeated Philadelphia, 20-6, and Chicago defeated New Orleans, 16-6, in NFC wild card. San Francisco defeated Washington, 28-10, and New York Giants defeated Chicago, 31-3, in NFC playoffs. New York Giants defeated San Francisco, 15-13, for NFC title. Cincinnati defeated Houston, 41-14, and Miami defeated Kansas City, 17-16, in AFC wild card. Buffalo defeated Miami, 44-34, and Los Angeles Raiders defeated Cincinnati, 20-10, in AFC playoffs. Buffalo defeated Los Angeles Raiders, 51-3, for AFC title. NY Giants defeated Buffalo, 20-19, for the NFL title in Super Bowl XXV.

IN 1990: South African government frees Nelson Mandela after more than 27 years in prison.

1991

USUAL STARTING LINE UP

| OFFENSE               |                      | DEFENSE              |  |
|-----------------------|----------------------|----------------------|--|
| XR 86 Willie Green    | LE 92 Marc Spindler  | NT 93 Jerry Ball     |  |
| WR 80 Brett Perriman  | RE 90 Dan Owens      | LB 58 George Jamison |  |
| LT 75 Lomas Brown     | LB 54 Chris Spielman | LB 98 Dennis Gibson  |  |
| LG 65 Eric Andolsek   | LB 99 Tracy Hayworth | CB 39 Ray Crockett   |  |
| C 53 Kevin Glover     | CB 24 Melvin Jenkins | SS 35 William White  |  |
| RG 60 Mike Utley      | FS 36 Bennie Blades  |                      |  |
| RT 64 Eric Sanders    |                      |                      |  |
| YR 81 Mike Farr       |                      |                      |  |
| ZR 82 Robert Clark    |                      |                      |  |
| QB 9 Rodney Peete (8) |                      |                      |  |
| 12 Erik Kramer (8)    |                      |                      |  |
| SB 20 Barry Sanders   |                      |                      |  |

LION LEADERS

**RUSHING** Barry Sanders - 342 att. - 1548 yards - 16 TD's

**PASSING** Erik Kramer - 265 att. - 136 comp. - 1635 yards - 11 TD's - 8 INT's

**RECEIVING** Brett Perriman - 52 rec. - 668 yards - 1 TD

**SCORING** Barry Sanders - 102 points (17 TD's)

**PUNT RET** Mel Gray - 25 ret. - 385 yards - 15.4 avg. - 1 TD

**KO RET** Mel Gray - 36 ret. - 929 yards - 25.8 avg.

**PUNTING** Jim Arnold - 75 punts - 3092 yards - 41.2 avg. - 27 IN 20

**INT's** Ray Crockett - 6 INT's - 141 yards - 1 TD

**TACKLES** Chris Spielman - 126 total - 84 solo - 42 assists

**QB SACKS** Jeff Hunter - 6.0 sacks - 53 yards

1991 RESULTS (12-4-0) 1st

Wayne Fontes, Coach

| Date   | Opponent         | Crowd   | W-L-T | Score     |
|--------|------------------|---------|-------|-----------|
| 9-1    | Washington       | 52,958  | L     | 0-45      |
| 9-8    | Green Bay        | 43,132* | W     | 23-14     |
| 9-15   | Miami            | 56,896* | W     | 17-13     |
| 9-22   | Indianapolis     | 53,396  | W     | 33-24     |
| 9-29   | Tampa Bay        | 44,479* | W     | 31-3      |
| 10-6   | Minnesota        | 63,423* | W     | 24-20     |
| 10-20  | San Francisco    | 61,240  | L     | 3-35      |
| #10-27 | Dallas           | 74,906* | W     | 34-10     |
| 11-3   | Chicago          | 57,281  | L     | 10-20     |
| 11-10  | Tampa Bay        | 37,742  | L     | 21-30     |
| 11-17  | Los Angeles Rams | 60,873* | W     | 21-10     |
| 11-24  | Minnesota        | 51,644  | W     | 34-14     |
| #11-28 | Chicago          | 78,879* | W     | 16-6      |
| 12-8   | New York Jets    | 69,304* | W     | 34-20     |
| 12-15  | Green Bay        | 43,881  | W     | 21-17     |
| 12-22  | Buffalo          | 78,059  | W     | 17-14(OT) |

NFC Playoffs

|      |            |         |   |       |
|------|------------|---------|---|-------|
| #1-5 | Dallas     | 79,835* | W | 38-6  |
| 1-12 | Washington | 55,585  | L | 10-41 |

#Silverdome sellout

TEAM STATISTICS

|               | Detroit | (Avg.) | Opp. | (Avg.) |
|---------------|---------|--------|------|--------|
| TOTAL YARDS   | 4781    | 298.8  | 5033 | 314.6  |
| RUSHING YARDS | 1923    | 120.2  | 1747 | 109.2  |
| PASSING YARDS | 2858    | 178.6  | 3286 | 205.4  |
| POINTS SCORED | 339     | 21.2   | 295  | 18.4   |

HONOR ROLL

- MVP** Barry Sanders (Offense), George Jamison (Defense), Mel Gray (Special Teams)
- PRO BOWL** Jerry Ball (NT), Bennie Blades (S), Lomas Brown (T), Mel Gray (KR), Barry Sanders (RB), Chris Spielman (LB)

1991 NFL STANDINGS

NATIONAL CONFERENCE

| Central Division |    |    |   |      |      |     |
|------------------|----|----|---|------|------|-----|
|                  | W  | L  | T | Pct. | Pts. | OP  |
| DETROIT          | 12 | 4  | 0 | .750 | 339  | 295 |
| Chicago          | 11 | 5  | 0 | .688 | 299  | 269 |
| Minnesota        | 8  | 8  | 0 | .500 | 301  | 306 |
| Green Bay        | 4  | 12 | 0 | .250 | 273  | 313 |
| Tampa Bay        | 3  | 13 | 0 | .188 | 199  | 365 |
| Eastern Division |    |    |   |      |      |     |
|                  | W  | L  | T | Pct. | Pts. | OP  |
| Washington       | 14 | 2  | 0 | .875 | 485  | 224 |
| Dallas           | 11 | 5  | 0 | .688 | 342  | 310 |
| Philadelphia     | 10 | 6  | 0 | .625 | 285  | 244 |
| New York Giants  | 8  | 8  | 0 | .500 | 281  | 297 |
| Phoenix          | 4  | 12 | 0 | .250 | 196  | 344 |
| Western Division |    |    |   |      |      |     |
|                  | W  | L  | T | Pct. | Pts. | OP  |
| New Orleans      | 11 | 5  | 0 | .688 | 341  | 211 |
| Atlanta          | 10 | 6  | 0 | .625 | 361  | 338 |
| San Francisco    | 10 | 6  | 0 | .625 | 393  | 239 |
| Los Angeles Rams | 3  | 13 | 0 | .188 | 234  | 390 |

AMERICAN CONFERENCE

| Central Division    |    |    |   |      |      |     |
|---------------------|----|----|---|------|------|-----|
|                     | W  | L  | T | Pct. | Pts. | OP  |
| Houston             | 11 | 5  | 0 | .688 | 386  | 251 |
| Pittsburgh          | 7  | 9  | 0 | .438 | 292  | 344 |
| Cleveland           | 6  | 10 | 0 | .375 | 293  | 298 |
| Cincinnati          | 3  | 13 | 0 | .188 | 263  | 435 |
| Eastern Division    |    |    |   |      |      |     |
|                     | W  | L  | T | Pct. | Pts. | OP  |
| Buffalo             | 13 | 3  | 0 | .813 | 448  | 318 |
| New York Jets       | 8  | 8  | 0 | .500 | 314  | 293 |
| Miami               | 8  | 8  | 0 | .500 | 343  | 349 |
| New England         | 6  | 10 | 0 | .375 | 211  | 305 |
| Indianapolis        | 1  | 15 | 0 | .063 | 143  | 381 |
| Western Division    |    |    |   |      |      |     |
|                     | W  | L  | T | Pct. | Pts. | OP  |
| Denver              | 12 | 4  | 0 | .750 | 304  | 235 |
| Kansas City         | 10 | 6  | 0 | .625 | 322  | 252 |
| Los Angeles Raiders | 9  | 7  | 0 | .563 | 298  | 297 |
| Seattle             | 7  | 9  | 0 | .438 | 276  | 261 |
| San Diego           | 4  | 12 | 0 | .250 | 274  | 342 |

Atlanta defeated New Orleans, 27-20, and Dallas defeated Chicago, 17-13, in NFC wild card. Washington defeated Atlanta, 24-7, and DETROIT defeated Dallas, 38-6, in NFC playoffs. Washington defeated DETROIT, 45-10, for NFC title. Kansas City defeated Los Angeles Raiders, 10-6, and Houston defeated New York Jets, 17-10, in AFC wild card. Buffalo defeated Kansas City, 37-14, and Denver defeated Houston, 26-24, in AFC playoffs. Buffalo defeated Denver, 10-7, for AFC title. Washington defeated Buffalo, 37-24, for the NFL title in Super Bowl XXVI.

IN 1991: In Operation Desert Storm, Unified U.N. Forces drive Iraqi troops out of Kuwait.

1 9 9 2

**USUAL STARTING LINE UP**

| OFFENSE               |                         | DEFENSE |  |
|-----------------------|-------------------------|---------|--|
| XR 86 Willie Green    | LE 92 Marc Spindler     |         |  |
| WR 80 Brett Perriman  | NT 93 Jerry Ball        |         |  |
| LT 75 Lomas Brown     | RE 94 Kelvin Pritchett  |         |  |
| LG 66 Shawn Bouwens   | LB 58 George Jamison    |         |  |
| C 53 Kevin Glover (7) | LB 54 Chris Spielman    |         |  |
|                       | LB 98 Dennis Gibson     |         |  |
| RG 67 Ken Dallafior   | LB 55 Michael Cofer (8) |         |  |
| RT 76 Scott Conover   | 59 Tracy Scroggins (7)  |         |  |
| YR 81 Mike Farr       | CB 39 Ray Crockett      |         |  |
| ZR 84 Herman Moore    | CB 24 Melvin Jenkins    |         |  |
| QB 9 Rodney Peete     | SS 35 William White     |         |  |
| SB 20 Barry Sanders   | FS 36 Bennie Blades     |         |  |

**LION LEADERS**

- RUSHING** Barry Sanders - 312 att. - 1352 yards - 9 TD's
- PASSING** Rodney Peete - 213 att. - 123 comp. - 1702 yards - 9 TD's - 9 INT's
- RECEIVING** Brett Perriman - 69 rec. - 810 yards - 4 TD's
- SCORING** Jason Hanson - 93 points (21 FG's, 30 PAT's)
- PUNT RET** Mel Gray - 18 ret. - 175 yards - 9.7 avg. - 1 TD
- KO RET** Mel Gray - 42 ret. - 1006 yards - 24.0 avg. - 1 TD
- PUNTING** Jim Arnold - 65 punts - 2846 yards - 43.8 avg. - 12 In 20
- INT's** Ray Crockett, Melvin Jenkins, Kevin Scott and William White - 4 each
- TACKLES** Chris Spielman - 146 total- 94 solo - 52 assists
- QB SACKS** Tracy Scroggins - 7.5 sacks - 41.0 yards

**1992 RESULTS (5-11-0) 5th**

Wayne Fontes, Coach

| Date  | Opponent      | Crowd   | W-L-T | Score |
|-------|---------------|---------|-------|-------|
| 9-6   | Chicago       | 63,672  | L     | 24-27 |
| 9-13  | Minnesota     | 57,519* | W     | 31-17 |
| 9-20  | Washington    | 55,818  | L     | 10-13 |
| 9-27  | Tampa Bay     | 51,374* | L     | 23-27 |
| 10-4  | New Orleans   | 66,971* | L     | 7-13  |
| 10-15 | Minnesota     | 52,816  | L     | 14-31 |
| 10-25 | Tampa Bay     | 53,995  | W     | 38-7  |
| 11-1  | Green Bay     | 60,594* | L     | 13-27 |
| #11-8 | Dallas        | 74,816* | L     | 3-37  |
| 11-15 | Pittsburgh    | 52,242  | L     | 14-17 |
| 11-22 | Cincinnati    | 48,574  | W     | 19-13 |
| 11-26 | Houston       | 73,711* | L     | 21-24 |
| 12-6  | Green Bay     | 49,469  | L     | 10-38 |
| 12-13 | Cleveland     | 65,970* | W     | 24-14 |
| 12-20 | Chicago       | 72,777* | W     | 16-3  |
| 12-28 | San Francisco | 55,907  | L     | 6-24  |

#Silverdome sellout

**TEAM STATISTICS**

|                      | Detroit | (Avg.) | Opp. | (Avg.) |
|----------------------|---------|--------|------|--------|
| <b>TOTAL YARDS</b>   | 4440    | 277.5  | 5058 | 316.1  |
| <b>RUSHING YARDS</b> | 1644    | 102.8  | 1841 | 115.1  |
| <b>PASSING YARDS</b> | 2796    | 174.8  | 3217 | 201.1  |
| <b>POINTS SCORED</b> | 273     | 17.1   | 332  | 20.8   |

**HONOR ROLL**

- MVP** Barry Sanders (Offense), Bennie Blades (Defense), Mel Gray/Melvin Jenkins (Special Teams)
- PRO BOWL** Lomas Brown (T), Mel Gray (KR), Barry Sanders (RB)

**1992 NFL STANDINGS**

**NATIONAL CONFERENCE**

**Central Division**

|           | W  | L  | T | Pct. | Pts. | OP  |
|-----------|----|----|---|------|------|-----|
| Minnesota | 11 | 5  | 0 | .688 | 374  | 249 |
| Green Bay | 9  | 7  | 0 | .563 | 276  | 296 |
| Tampa Bay | 5  | 11 | 0 | .313 | 267  | 365 |
| Chicago   | 5  | 11 | 0 | .313 | 295  | 361 |
| DETROIT   | 5  | 11 | 0 | .313 | 273  | 332 |

**Eastern Division**

|                 |    |    |   |      |     |     |
|-----------------|----|----|---|------|-----|-----|
| Dallas          | 13 | 3  | 0 | .813 | 409 | 243 |
| Philadelphia    | 11 | 5  | 0 | .688 | 354 | 245 |
| Washington      | 9  | 7  | 0 | .563 | 300 | 255 |
| New York Giants | 6  | 10 | 0 | .375 | 306 | 367 |
| Phoenix         | 4  | 12 | 0 | .250 | 243 | 332 |

**Western Division**

|                  |    |    |   |      |     |     |
|------------------|----|----|---|------|-----|-----|
| San Francisco    | 14 | 2  | 0 | .875 | 431 | 236 |
| New Orleans      | 12 | 4  | 0 | .750 | 330 | 202 |
| Atlanta          | 6  | 10 | 0 | .375 | 327 | 414 |
| Los Angeles Rams | 6  | 10 | 0 | .375 | 313 | 383 |

**AMERICAN CONFERENCE**

**Central Division**

|            | W  | L  | T | Pct. | Pts. | OP  |
|------------|----|----|---|------|------|-----|
| Pittsburgh | 11 | 5  | 0 | .688 | 299  | 225 |
| Houston    | 10 | 6  | 0 | .625 | 352  | 258 |
| Cleveland  | 7  | 9  | 0 | .438 | 272  | 275 |
| Cincinnati | 5  | 11 | 0 | .313 | 274  | 364 |

**Eastern Division**

|               |    |    |   |      |     |     |
|---------------|----|----|---|------|-----|-----|
| Miami         | 11 | 5  | 0 | .688 | 340 | 281 |
| Buffalo       | 11 | 5  | 0 | .688 | 381 | 283 |
| Indianapolis  | 9  | 7  | 0 | .563 | 216 | 302 |
| New York Jets | 4  | 12 | 0 | .250 | 220 | 315 |
| New England   | 2  | 14 | 0 | .125 | 205 | 363 |

**Western Division**

|                     |    |    |   |      |     |     |
|---------------------|----|----|---|------|-----|-----|
| San Diego           | 11 | 5  | 0 | .688 | 335 | 241 |
| Kansas City         | 10 | 6  | 0 | .625 | 348 | 282 |
| Denver              | 8  | 8  | 0 | .500 | 262 | 329 |
| Los Angeles Raiders | 7  | 9  | 0 | .438 | 249 | 281 |
| Seattle             | 2  | 14 | 0 | .125 | 140 | 312 |

Washington defeated Minnesota, 24-7, and Philadelphia defeated New Orleans, 36-20, in NFC wild card. San Francisco defeated Washington, 20-13, and Dallas defeated Philadelphia, 34-10 in NFC Playoffs. Dallas defeated San Francisco 30-20 for NFC title. San Diego defeated Kansas City, 17-0, and Buffalo defeated Houston 41-38 in overtime in AFC wild card. Buffalo defeated Pittsburgh, 24-3, and Miami defeated San Diego 31-0, in AFC Playoffs. Buffalo defeated Miami 29-10 for AFC title. Dallas defeated Buffalo 52-17, for the NFL title in Super Bowl XXVII.

**IN 1992:** The U.S., playing with a "Dream Team" of NBA players for the first time, dominates the Olympic basketball tournament on the way to a gold medal.

1993

USUAL STARTING LINE UP

| OFFENSE               |                      | DEFENSE              |  |
|-----------------------|----------------------|----------------------|--|
| XR 86 Willie Green    | LE 93 Marc Spindler  | LE 93 Marc Spindler  |  |
| 49 Ty Hallock (TE)    | NT 96 Lawrence Pete  | NT 96 Lawrence Pete  |  |
| WR 80 Brett Periman   | RE 90 Dan Owens      | RE 90 Dan Owens      |  |
| LT 75 Lomas Brown     | LB 58 George Jamison | LB 58 George Jamison |  |
| LG 67 Dave Richards   | LB 54 Chris Spielman | LB 54 Chris Spielman |  |
| C 53 Kevin Glover     | LB 98 Dennis Gibson  | LB 98 Dennis Gibson  |  |
| RG 79 Bill Fralic     | LB 56 Pat Swilling   | LB 56 Pat Swilling   |  |
| RT 73 David Lutz      | CB 39 Ray Crockett   | CB 39 Ray Crockett   |  |
| TE 82 Rodney Holman   | CB 38 Kevin Scott    | CB 38 Kevin Scott    |  |
| ZR 84 Herman Moore    | SS 35 William White  | SS 35 William White  |  |
| QB 9 Rodney Peete (8) | FS 21 Harry Colon    | FS 21 Harry Colon    |  |
| SB 20 Barry Sanders   |                      |                      |  |

LION LEADERS

**RUSHING** Barry Sanders - 243 att. - 1115 yards  
**PASSING** Rodney Peete - 252 att. - 157 comp. - 1670 yards - 6 TD's - 14 INT's  
**RECEIVING** Herman Moore - 88 rec. - 935 yards - 6 TD's  
**SCORING** Jason Hanson - 130 points (34 FG's, 28 PAT's)  
**PUNT RET** Mel Gray - 23 ret. - 197 yards  
**KO RET** Mel Gray - 28 ret. - 688 yards - 1 TD  
**PUNTING** Jim Arnold - 72 punts - 3207 yards - 41.2 avg. - 15 in 20  
**INT's** Pat Swilling - 3 INT's - 16 yards  
**TACKLES** Chris Spielman - 148 total - 97 solo - 51 assists  
**QB SACKS** Robert Porcher - 8.5 sacks - 53 yards

1993 RESULTS (10-6) 1st

| Wayne Fontes, Coach |                  |         |       |           |  |
|---------------------|------------------|---------|-------|-----------|--|
| Date                | Opponent         | Crowd   | W-L-T | Score     |  |
| 9-5                 | Atlanta          | 56,216* | W     | 30-13     |  |
| 9-12                | New England      | 54,151  | W     | 19-16(OT) |  |
| 9-19                | New Orleans      | 69,039  | L     | 3-14      |  |
| 9-26                | Phoenix          | 57,180* | W     | 26-20     |  |
| 10-3                | Tampa Bay        | 40,794  | L     | 10-27     |  |
| 10-17               | Seattle          | 60,801* | W     | 30-10     |  |
| 10-24               | Los Angeles Rams | 43,850  | W     | 16-13     |  |
| 10-31               | Minnesota        | 53,739  | W     | 30-27     |  |
| 11-7                | Tampa Bay        | 65,295* | W     | 23-0      |  |
| 11-21               | Green Bay        | 55,119  | L     | 17-26     |  |
| 11-25               | Chicago          | 76,699* | L     | 6-10      |  |
| 12-5                | Minnesota        | 63,216* | L     | 0-13      |  |
| 12-12               | Phoenix          | 39,393  | W     | 21-14     |  |
| #12-19              | San Francisco    | 77,052* | L     | 17-55     |  |
| 12-26               | Chicago          | 43,443  | W     | 20-14     |  |
| #1-2                | Green Bay        | 77,510* | W     | 30-20     |  |

NFC Playoffs

|     |           |         |   |       |
|-----|-----------|---------|---|-------|
| 1-8 | Green Bay | 68,479* | L | 24-28 |
|-----|-----------|---------|---|-------|

#Silverdome sellout

TEAM STATISTICS

|               | Detroit | (Avg.) | Opp. | (Avg.) |
|---------------|---------|--------|------|--------|
| TOTAL YARDS   | 4658    | 291.1  | 4669 | 291.8  |
| RUSHING YARDS | 1944    | 121.5  | 1649 | 103.1  |
| PASSING YARDS | 2714    | 169.6  | 3020 | 188.8  |
| POINTS SCORED | 298     | 18.6   | 292  | 183    |

HONOR ROLL

**MVP** Barry Sanders (Offense), Chris Spielman (Defense), Jason Hanson (Special Teams)  
**PRO BOWL** Lomas Brown (T), Barry Sanders (RB), Pat Swilling (LB)

1993 NFL STANDINGS

NATIONAL CONFERENCE

| Central Division |    |    |   |      |      |     |
|------------------|----|----|---|------|------|-----|
|                  | W  | L  | T | Pct. | Pts. | OP  |
| DETROIT          | 10 | 6  | 0 | .625 | 298  | 292 |
| Minnesota        | 9  | 7  | 0 | .563 | 277  | 290 |
| Green Bay        | 9  | 7  | 0 | .563 | 340  | 282 |
| Chicago          | 7  | 9  | 0 | .438 | 234  | 230 |
| Tampa Bay        | 5  | 11 | 0 | .313 | 237  | 376 |
| Eastern Division |    |    |   |      |      |     |
| Dallas           | 12 | 4  | 0 | .750 | 376  | 229 |
| New York Giants  | 11 | 5  | 0 | .686 | 288  | 205 |
| Philadelphia     | 8  | 8  | 0 | .500 | 293  | 315 |
| Phoenix          | 7  | 9  | 0 | .438 | 326  | 269 |
| Washington       | 4  | 12 | 0 | .250 | 230  | 345 |
| Western Division |    |    |   |      |      |     |
| San Francisco    | 10 | 6  | 0 | .625 | 473  | 295 |
| New Orleans      | 8  | 8  | 0 | .500 | 317  | 343 |
| Atlanta          | 6  | 10 | 0 | .375 | 316  | 385 |
| Los Angeles Rams | 5  | 11 | 0 | .313 | 221  | 367 |

AMERICAN CONFERENCE

| Central Division    |    |    |   |      |      |     |
|---------------------|----|----|---|------|------|-----|
|                     | W  | L  | T | Pct. | Pts. | OP  |
| Houston             | 12 | 4  | 0 | .750 | 368  | 238 |
| Pittsburgh          | 9  | 7  | 0 | .563 | 308  | 281 |
| Cleveland           | 7  | 9  | 0 | .438 | 304  | 307 |
| Cincinnati          | 3  | 13 | 0 | .188 | 187  | 319 |
| Eastern Division    |    |    |   |      |      |     |
| Buffalo             | 12 | 4  | 0 | .750 | 329  | 242 |
| Miami               | 9  | 7  | 0 | .563 | 349  | 351 |
| New York Jets       | 8  | 8  | 0 | .500 | 270  | 247 |
| New England         | 5  | 11 | 0 | .313 | 238  | 286 |
| Indianapolis        | 4  | 12 | 0 | .250 | 189  | 38  |
| Western Division    |    |    |   |      |      |     |
| Kansas City         | 11 | 5  | 0 | .688 | 328  | 291 |
| Los Angeles Raiders | 10 | 6  | 0 | .625 | 306  | 326 |
| Denver              | 9  | 7  | 0 | .563 | 373  | 284 |
| San Diego           | 8  | 8  | 0 | .500 | 322  | 290 |
| Seattle             | 6  | 10 | 0 | .375 | 280  | 314 |

Green Bay defeated DETROIT 28-24, and New York Giants defeated Minnesota 17-10, in NFC wild card. San Francisco defeated New York Giants 44-3, and Dallas defeated Green Bay 27-17 in NFC playoffs. Dallas defeated San Francisco 38-21, for NFC title. Kansas City defeated Pittsburgh 27-24 (OT), and Los Angeles Raiders defeated Denver 42-24 in AFC wild card. Buffalo defeated Los Angeles Raiders 29-23, and Kansas City defeated Houston 28-20 in AFC playoffs. Buffalo defeated Kansas City 30-13 for AFC title. Dallas defeated Buffalo 30-13 for the NFL title in Super Bowl XXVIII.

IN 1993: Supreme Court Justice Byron White retired after serving for 31 years. White played for the Lions in 1940-41.

# 1994

## USUAL STARTING LINE UP

| OFFENSE                  |                           | DEFENSE                 |  |
|--------------------------|---------------------------|-------------------------|--|
| XR 80 Brett Perriman     | LE 91 Robert Porcher      | NT 93 Marc Spindler (8) |  |
| TE 49 Ty Hallock (10)    | RE 90 Dan Owens (8)       |                         |  |
| 82 Rodney Holman (7)     | RE 94 Kelvin Pritchett    |                         |  |
| LT 75 Lomas Brown        | LB 51 Broderick Thomas    |                         |  |
| LG 66 Shawn Bouwens      | LB 54 Chris Spielman      |                         |  |
| C 53 Kevin Glover        | LB 59 Mike Johnson        |                         |  |
| RG 67 Doug Widell        | LB 97 Tracy Scroggins (9) |                         |  |
| RT 73 David Lutz         | 56 Pat Swilling (7)       |                         |  |
| TE 89 Ron Hall (10)      | CB 47 Ryan McNeil         |                         |  |
| ZR 84 Herman Moore       | CB 40 Robert Massey       |                         |  |
| QB 19 Scott Mitchell (9) | SS 32 Willie Clay         |                         |  |
| 17 Dave Krieg (7)        | FS 36 Bennie Blades       |                         |  |
| RB 20 Barry Sanders      |                           |                         |  |

## LION LEADERS

**RUSHING** Barry Sanders - 331 att. - 1883 yards - 7 TD's

**PASSING** Scott Mitchell - 246 att. - 119 comp. - 1456 yards - 10 TD's - 11 INT's

**RECEIVING** Herman Moore - 72 rec. - 1173 yards - 11 TD's

**SCORING** Jason Hanson - 93 points (18 FG's, 39 PAT's)

**PUNT RET** Mel Gray - 21 ret. - 233 yards - 11.1 avg.

**KO RET** Mel Gray - 45 ret. - 1276 yards - 28.4 avg. - 3 TD's

**PUNTING** Greg Montgomery - 63 punts - 2782 yards - 44.2 avg. - 19 In 20

**INT's** Robert Massey - 4 INT's - 25 yards

**TACKLES** Chris Spielman - 195 total - 124 solo - 71 assists

**QB SACKS** Broderick Thomas - 7.0 sacks - 49.5 yards

## 1994 RESULTS (9-7) 3rd

Wayne Fontes, Coach

| Date   | Opponent        | Crowd   | W-L-T | Score     |
|--------|-----------------|---------|-------|-----------|
| 9-4    | Atlanta         | 60,740* | W     | 31-28(OT) |
| 9-11   | Minnesota       | 57,349  | L     | 3-10      |
| 9-19   | Dallas          | 64,102  | W     | 20-17(OT) |
| 9-25   | New England     | 59,618* | L     | 17-23     |
| 10-2   | Tampa Bay       | 38,012  | L     | 14-24     |
| #10-9  | San Francisco   | 77,340* | L     | 21-27     |
| #10-23 | Chicago         | 73,574* | W     | 21-16     |
| 10-30  | New York Giants | 75,124  | W     | 28-25(OT) |
| 11-6   | Green Bay       | 54,995  | L     | 30-38     |
| 11-13  | Tampa Bay       | 50,814* | W     | 14-9      |
| 11-20  | Chicago         | 55,035  | L     | 10-20     |
| #11-24 | Buffalo         | 75,672* | W     | 35-21     |
| #12-4  | Green Bay       | 76,338* | W     | 34-31     |
| 12-10  | New York Jets   | 56,080  | W     | 18-7      |
| #12-17 | Minnesota       | 73,881* | W     | 41-19     |
| 12-25  | Miami           | 70,980  | L     | 20-27     |

## NFC Playoffs

|       |           |        |   |       |
|-------|-----------|--------|---|-------|
| 12-31 | Green Bay | 58,125 | L | 12-16 |
|-------|-----------|--------|---|-------|

#Silverdome sellout

## TEAM STATISTICS

|               | Detroit | (Avg.) | Opp. | (Avg.) |
|---------------|---------|--------|------|--------|
| TOTAL YARDS   | 5000    | 312.5  | 5405 | 338.0  |
| RUSHING YARDS | 2080    | 130.0  | 1859 | 116.2  |
| PASSING YARDS | 2922    | 182.5  | 3546 | 221.8  |
| POINTS SCORED | 357     | 22.3   | 342  | 21.4   |

## HONOR ROLL

**MVP** Barry Sanders (Offense), Chris Spielman (Defense), Mel Gray (Special Teams)

**PRO BOWL** Lomas Brown (T), Mel Gray (KR), Herman Moore (WR), Barry Sanders (RB), Chris Spielman (LB)

## 1994 NFL STANDINGS

### NATIONAL CONFERENCE

#### Central Division

|           | W  | L  | T | Pct. | Pts. | OP  |
|-----------|----|----|---|------|------|-----|
| Minnesota | 10 | 6  | 0 | .625 | 356  | 314 |
| Green Bay | 9  | 7  | 0 | .563 | 382  | 287 |
| DETROIT   | 9  | 7  | 0 | .563 | 357  | 342 |
| Chicago   | 9  | 7  | 0 | .563 | 271  | 307 |
| Tampa Bay | 6  | 10 | 0 | .375 | 251  | 351 |

#### Eastern Division

|                 |    |    |   |      |     |     |
|-----------------|----|----|---|------|-----|-----|
| Dallas          | 12 | 4  | 0 | .750 | 414 | 248 |
| New York Giants | 9  | 7  | 0 | .563 | 279 | 305 |
| Arizona         | 8  | 8  | 0 | .500 | 235 | 267 |
| Philadelphia    | 7  | 9  | 0 | .438 | 308 | 308 |
| Washington      | 3  | 13 | 0 | .188 | 320 | 412 |

#### Western Division

|                  |    |    |   |      |     |     |
|------------------|----|----|---|------|-----|-----|
| San Francisco    | 13 | 3  | 0 | .813 | 505 | 296 |
| New Orleans      | 7  | 9  | 0 | .438 | 348 | 407 |
| Atlanta          | 7  | 9  | 0 | .438 | 317 | 385 |
| Los Angeles Rams | 4  | 12 | 0 | .250 | 286 | 365 |

### AMERICAN CONFERENCE

#### Central Division

|            | W  | L  | T | Pct. | Pts. | OP  |
|------------|----|----|---|------|------|-----|
| Pittsburgh | 12 | 4  | 0 | .750 | 316  | 234 |
| Cleveland  | 11 | 5  | 0 | .688 | 340  | 204 |
| Cincinnati | 3  | 13 | 0 | .188 | 276  | 406 |
| Houston    | 2  | 14 | 0 | .125 | 226  | 352 |

#### Eastern Division

|               |    |    |   |      |     |     |
|---------------|----|----|---|------|-----|-----|
| Miami         | 10 | 6  | 0 | .625 | 389 | 327 |
| New England   | 10 | 6  | 0 | .625 | 351 | 312 |
| Indianapolis  | 8  | 8  | 0 | .500 | 307 | 320 |
| Buffalo       | 7  | 9  | 0 | .438 | 340 | 356 |
| New York Jets | 6  | 10 | 0 | .375 | 264 | 320 |

#### Western Division

|                     |    |    |   |      |     |     |
|---------------------|----|----|---|------|-----|-----|
| San Diego           | 11 | 5  | 0 | .688 | 381 | 306 |
| Kansas City         | 9  | 7  | 0 | .563 | 319 | 298 |
| Los Angeles Raiders | 9  | 7  | 0 | .563 | 303 | 327 |
| Denver              | 7  | 9  | 0 | .438 | 347 | 396 |
| Seattle             | 6  | 10 | 0 | .375 | 287 | 323 |

Green Bay defeated DETROIT, 16-12, and Chicago defeated Minnesota, 35-18, in NFC wild card. San Francisco defeated Chicago, 44-15, and Dallas defeated Green Bay, 35-9, in NFC playoffs. San Francisco defeated Dallas, 38-28, for NFC title. Miami defeated Kansas City, 27-17, and Cleveland defeated New England, 20-13, in AFC wild card. Pittsburgh defeated Cleveland, 29-9, and San Diego defeated Miami, 22-21, in AFC playoffs. San Diego defeated Pittsburgh, 17-13, for AFC title. San Francisco defeated San Diego, 49-26, for the NFL title in Super Bowl XXIX.

IN 1994: A players' strike forces the cancellation of the last two months of baseball season and the World Series.

# 1995

## USUAL STARTING LINE UP

| OFFENSE |                 | DEFENSE |                 |
|---------|-----------------|---------|-----------------|
| XR 80   | Brett Perriman  | LE 94   | Luther Elliss   |
| WR 87   | Johnnie Morton  | NT 98   | Henry Thomas    |
| LT 75   | Lomas Brown     | UT 91   | Robert Porcher  |
| LG 67   | Doug Widell     | RE 97   | Tracy Scroggins |
| C 53    | Kevin Glover    | SLB 99  | Tracy Hayworth  |
| RG 73   | David Lutz      | MLB 54  | Chris Spielman  |
| RT 71   | Zefross Moss    | WLB 59  | Mike Johnson    |
| TE 86   | David Sloan (8) | CB 47   | Ryan McNeil     |
|         | 89 Ron Hall (6) | CB 31   | Corey Raymond   |
| ZR 84   | Herman Moore    | SS 32   | Willie Clay     |
| QB 19   | Scott Mitchell  | FS 36   | Bennie Blades   |
| RB 20   | Barry Sanders   |         |                 |

## LION LEADERS

|                  |   |
|------------------|---|
| <b>RUSHING</b>   | Barry Sanders - 314 att. - 1500 yards - 11 TD's                       |
| <b>PASSING</b>   | Scott Mitchell 583 att. - 346 comp. - 4338 yards - 32 TD's - 12 INT's |
| <b>RECEIVING</b> | Herman Moore - 123 rec. - 1686 yards - 14 TD's                        |
| <b>SCORING</b>   | Jason Hanson - 132 points (28 FG's, 48 PAT's)                         |
| <b>PUNT RET</b>  | Johnnie Morton - 7 ret. - 48 yards - 6.9 avg.                         |
| <b>KO RET</b>    | Ron Rivers 19 ret. - 420 yards - 22.1 avg.                            |
| <b>PUNTING</b>   | Mark Royals - 57 punts - 2393 yards - 42.0 avg. - 15 in 20            |
| <b>INT's</b>     | Willie Clay - 8 INT's - 173 yards                                     |
| <b>TACKLES</b>   | Chris Spielman 137 total - 90 solo - 47 assists                       |
| <b>QB SACKS</b>  | Henry Thomas - 10.5 sacks - 82.0 yards                                |

## 1995 RESULTS (10-6) 2nd

| Wayne Fontes, Coach |               |         |       |           |
|---------------------|---------------|---------|-------|-----------|
| Date                | Opponent      | Crowd   | W-L-T | Score     |
| 9-3                 | Pittsburgh    | 58,002  | L     | 20-23     |
| 9-10                | Minnesota     | 52,234  | L     | 10-20     |
| 9-17                | Arizona       | 58,727* | L     | 17-20     |
| #9-25               | San Francisco | 76,236* | W     | 27-24     |
| #10-8               | Cleveland     | 74,171* | W     | 38-20     |
| 10-15               | Green Bay     | 60,302  | L     | 21-30     |
| 10-22               | Washington    | 52,332  | L     | 30-36(OT) |
| #10-29              | Green Bay     | 73,462* | W     | 24-16     |
| 11-5                | Atlanta       | 49,619  | L     | 22-34     |
| 11-12               | Tampa Bay     | 60,644* | W     | 27-24     |
| 11-19               | Chicago       | 61,779  | W     | 24-17     |
| #11-23              | Minnesota     | 74,559* | W     | 44-38     |
| #12-4               | Chicago       | 77,230* | W     | 27-7      |
| 12-10               | Houston       | 35,482  | W     | 24-17     |
| 12-17               | Jacksonville  | 70,204* | W     | 44-0      |
| 12-23               | Tampa Bay     | 50,049  | W     | 37-10     |

## NFC Playoffs

|       |              |        |   |       |
|-------|--------------|--------|---|-------|
| 12-30 | Philadelphia | 66,492 | L | 37-58 |
|-------|--------------|--------|---|-------|

#Silverdome sellout

## TEAM STATISTICS

|                      | Detroit | (Avg.) | Opp. | (Avg.) |
|----------------------|---------|--------|------|--------|
| <b>TOTAL YARDS</b>   | 6115    | 382.2  | 5600 | 350.0  |
| <b>RUSHING YARDS</b> | 1753    | 109.6  | 1795 | 112.2  |
| <b>PASSING YARDS</b> | 4362    | 272.6  | 3805 | 237.8  |
| <b>POINTS SCORED</b> | 436     | 27.3   | 336  | 21.0   |

## HONOR ROLL

|                 |  |
|-----------------|--|
| <b>MVP</b>      | Herman Moore (Offense), Henry Thomas (Defense), Ron Rivers (Special Teams) |
| <b>PRO BOWL</b> | Lomas Brown (T), Kevin Glover (C), Herman Moore (WR), Barry Sanders (RB)   |

## 1995 NFL STANDINGS

### NATIONAL CONFERENCE

#### Central Division

|           | W  | L | T | Pct. | Pts. | OP  |
|-----------|----|---|---|------|------|-----|
| Green Bay | 11 | 5 | 0 | .688 | 404  | 314 |
| DETROIT   | 10 | 6 | 0 | .625 | 436  | 336 |
| Chicago   | 9  | 7 | 0 | .563 | 392  | 360 |
| Minnesota | 8  | 8 | 0 | .500 | 412  | 385 |
| Tampa Bay | 7  | 9 | 0 | .438 | 238  | 335 |

#### Eastern Division

|                 |    |    |   |      |     |     |
|-----------------|----|----|---|------|-----|-----|
| Dallas          | 12 | 4  | 0 | .750 | 435 | 291 |
| Philadelphia    | 10 | 6  | 0 | .625 | 318 | 338 |
| Washington      | 6  | 10 | 0 | .375 | 326 | 359 |
| New York Giants | 5  | 11 | 0 | .313 | 290 | 340 |
| Arizona         | 4  | 12 | 0 | .250 | 275 | 422 |

#### Western Division

|               |    |   |   |      |     |     |
|---------------|----|---|---|------|-----|-----|
| San Francisco | 11 | 5 | 0 | .688 | 457 | 258 |
| Atlanta       | 9  | 7 | 0 | .563 | 362 | 349 |
| St. Louis     | 7  | 9 | 0 | .438 | 309 | 418 |
| Carolina      | 7  | 9 | 0 | .438 | 289 | 325 |
| New Orleans   | 7  | 9 | 0 | .438 | 319 | 348 |

### AMERICAN CONFERENCE

#### Central Division

|              | W  | L  | T | Pct. | Pts. | OP  |
|--------------|----|----|---|------|------|-----|
| Pittsburgh   | 11 | 5  | 0 | .688 | 407  | 327 |
| Cincinnati   | 7  | 9  | 0 | .438 | 349  | 374 |
| Houston      | 7  | 9  | 0 | .438 | 348  | 324 |
| Cleveland    | 5  | 11 | 0 | .313 | 289  | 356 |
| Jacksonville | 4  | 12 | 0 | .250 | 275  | 404 |

#### Eastern Division

|               |    |    |   |      |     |     |
|---------------|----|----|---|------|-----|-----|
| Buffalo       | 10 | 6  | 0 | .625 | 350 | 335 |
| Indianapolis  | 9  | 7  | 0 | .563 | 331 | 316 |
| Miami         | 9  | 7  | 0 | .563 | 398 | 332 |
| New England   | 6  | 10 | 0 | .375 | 294 | 377 |
| New York Jets | 3  | 13 | 0 | .188 | 233 | 384 |

#### Western Division

|             |    |   |   |      |     |     |
|-------------|----|---|---|------|-----|-----|
| Kansas City | 13 | 3 | 0 | .813 | 358 | 241 |
| San Diego   | 9  | 7 | 0 | .563 | 321 | 323 |
| Seattle     | 8  | 8 | 0 | .500 | 363 | 366 |
| Denver      | 8  | 8 | 0 | .500 | 388 | 345 |
| Oakland     | 8  | 8 | 0 | .500 | 348 | 332 |

Philadelphia defeated DETROIT, 58-37, and Green Bay defeated Atlanta, 37-20, in NFC wild card. Green Bay defeated San Francisco, 27-17, and Dallas defeated Philadelphia, 30-11, in NFC playoffs. Dallas defeated Green Bay 38-27, for NFC title. Indianapolis defeated San Diego, 35-20, and Buffalo defeated Miami, 37-22, in AFC wild card. Pittsburgh defeated Buffalo, 40-21, and Indianapolis defeated Kansas City, 10-7, in AFC playoffs. Pittsburgh defeated Indianapolis, 20-16, for AFC title. Dallas defeated Pittsburgh 27-17, for the NFL title in Super Bowl XXX.

**IN 1995:** In April, the bombing of the Federal Building in Oklahoma City, Oklahoma, kills 168 people.

1996

**USUAL STARTING LINE UP**

|                       |                            |
|-----------------------|----------------------------|
| <b>OFFENSE</b>        | <b>DEFENSE</b>             |
| XR 80 Brett Perriman  | LE 91 Robert Porcher       |
| WR 87 Johnnie Morton  | NT 98 Henry Thomas         |
| LT 72 Ray Roberts     | UT 94 Luther Elliss        |
| LG 77 Mike Compton    | RE 93 Kerwin Waldroup (10) |
| C 53 Kevin Glover     | 97 Tracy Scroggins (6)     |
| RG 64 Jeff Hartings   | SLB 55 Antonio London      |
| RT 71 Zefross Moss    | MLB 99 Pepper Johnson      |
| TE 89 Pete Metzelaars | WLB 59 Reggie Brown        |
| ZR 84 Herman Moore    | CB 47 Ryan McNeil          |
| QB 19 Scott Mitchell  | CB 31 Corey Raymond        |
| RB 20 Barry Sanders   | SS 36 Bennie Blades        |
|                       | FS 39 Van Malone           |

**LION LEADERS**

**RUSHING** Barry Sanders - 307 att. - 1553 yards - 11 TD's

**PASSING** Scott Mitchell 437 att. - 253 comp. - 2917 yards - 17 TD's - 17 INT's

**RECEIVING** Herman Moore - 106 rec. - 1296 yards - 9 TD's

**SCORING** Jason Hanson - 72 points (12 FG's, 36 PAT's)

**PUNT RET** Glyn Milburn - 34 ret. - 284 yards - 8.4 avg.

**KO RET** Glyn Milburn - 64 ret. - 1627 yards - 25.4 avg.

**PUNTING** Mark Royals - 69 punts - 3020 yards - 43.8 avg. - 11 In 20

**INT's** Ryan McNeil - 5 INT's - 14 yards

**TACKLES** Bennie Blades - 131 total - 99 solo - 32 assists

**QB SACKS** Robert Porcher - 10.0 sacks - 71.0 yards

**1996 RESULTS** (5-11) 5th

Wayne Fontes, Coach

| Date   | Opponent        | Crowd   | W-L-T | Score |
|--------|-----------------|---------|-------|-------|
| 9-1    | Minnesota       | 52,972  | L     | 13-17 |
| 9-8    | Tampa Bay       | 54,229* | W     | 21-6  |
| 9-15   | Philadelphia    | 66,772  | L     | 17-24 |
| 9-22   | Chicago         | 70,022* | W     | 35-16 |
| 9-29   | Tampa Bay       | 34,961  | W     | 27-0  |
| 10-6   | Allanta         | 58,666* | W     | 28-24 |
| 10-13  | Oakland         | 50,037  | L     | 21-37 |
| 10-27  | New York Giants | 63,501* | L     | 7-35  |
| 11-3   | Green Bay       | 60,695  | L     | 18-28 |
| 11-11  | San Diego       | 60,425  | L     | 21-27 |
| 11-17  | Seattle         | 51,194* | W     | 17-16 |
| 11-24  | Chicago         | 55,864  | L     | 14-31 |
| #11-28 | Kansas City     | 75,079* | L     | 24-28 |
| 12-8   | Minnesota       | 46,043* | L     | 22-24 |
| #12-15 | Green Bay       | 73,214* | L     | 3-31  |
| 12-23  | San Francisco   | 61,921  | L     | 14-24 |

#Silverdome sellout

**TEAM STATISTICS**

|                      | Detroit | (Avg.) | Opp. | (Avg.) |
|----------------------|---------|--------|------|--------|
| <b>TOTAL YARDS</b>   | 5013    | 313.3  | 5357 | 334.8  |
| <b>RUSHING YARDS</b> | 1810    | 113.1  | 2007 | 125.4  |
| <b>PASSING YARDS</b> | 3203    | 200.2  | 3350 | 209.4  |
| <b>POINTS SCORED</b> | 302     | 18.9   | 369  | 23.0   |

**HONOR ROLL**

**MVP** Barry Sanders (Offense), Bennie Blades (Defense), Glyn Milburn (Special Teams)

**PRO BOWL** Kevin Glover (C), Herman Moore (WR), Barry Sanders (RB)

**1996 NFL STANDINGS**

**NATIONAL CONFERENCE**

**Central Division**

|           | W  | L  | T | Pct. | Pts. | OP  |
|-----------|----|----|---|------|------|-----|
| Green Bay | 13 | 3  | 0 | .813 | 456  | 210 |
| Minnesota | 9  | 7  | 0 | .563 | 298  | 315 |
| Chicago   | 7  | 9  | 0 | .438 | 283  | 305 |
| Tampa Bay | 6  | 10 | 0 | .375 | 221  | 293 |
| DETROIT   | 5  | 11 | 0 | .313 | 302  | 368 |

**Eastern Division**

|                 | W  | L  | T | Pct. | Pts. | OP  |
|-----------------|----|----|---|------|------|-----|
| Dallas          | 10 | 6  | 0 | .625 | 286  | 250 |
| Philadelphia    | 10 | 6  | 0 | .625 | 363  | 341 |
| Washington      | 9  | 7  | 0 | .563 | 364  | 312 |
| Arizona         | 7  | 9  | 0 | .438 | 300  | 397 |
| New York Giants | 6  | 10 | 0 | .375 | 242  | 297 |

**Western Division**

|               | W  | L  | T | Pct. | Pts. | OP  |
|---------------|----|----|---|------|------|-----|
| Carolina      | 12 | 4  | 0 | .750 | 367  | 218 |
| San Francisco | 12 | 4  | 0 | .750 | 398  | 257 |
| St. Louis     | 6  | 10 | 0 | .375 | 303  | 409 |
| Atlanta       | 3  | 13 | 0 | .188 | 309  | 461 |
| New Orleans   | 3  | 13 | 0 | .188 | 229  | 339 |

**AMERICAN CONFERENCE**

**Central Division**

|              | W  | L  | T | Pct. | Pts. | OP  |
|--------------|----|----|---|------|------|-----|
| Pittsburgh   | 10 | 6  | 0 | .625 | 344  | 257 |
| Jacksonville | 9  | 7  | 0 | .563 | 325  | 335 |
| Cincinnati   | 8  | 8  | 0 | .500 | 372  | 369 |
| Houston      | 8  | 8  | 0 | .500 | 345  | 319 |
| Baltimore    | 4  | 12 | 0 | .250 | 371  | 441 |

**Eastern Division**

|               | W  | L  | T | Pct. | Pts. | OP  |
|---------------|----|----|---|------|------|-----|
| New England   | 11 | 5  | 0 | .688 | 418  | 313 |
| Buffalo       | 10 | 6  | 0 | .625 | 319  | 266 |
| Indianapolis  | 9  | 7  | 0 | .563 | 317  | 334 |
| Miami         | 8  | 8  | 0 | .500 | 339  | 325 |
| New York Jets | 1  | 15 | 0 | .063 | 279  | 454 |

**Western Division**

|             | W  | L | T | Pct. | Pts. | OP  |
|-------------|----|---|---|------|------|-----|
| Denver      | 13 | 3 | 0 | .813 | 391  | 275 |
| Kansas City | 9  | 7 | 0 | .563 | 297  | 300 |
| San Diego   | 8  | 8 | 0 | .500 | 310  | 376 |
| Oakland     | 7  | 9 | 0 | .438 | 340  | 293 |
| Seattle     | 7  | 9 | 0 | .438 | 317  | 376 |

Dallas defeated Minnesota, 40-15 and San Francisco defeated Philadelphia 14-0 in NFC wild card. Carolina defeated Dallas, 26-17 and Green Bay defeated San Francisco, 35-14 in NFC playoffs. Green Bay defeated Carolina, 30-13 for NFC title. Jacksonville defeated Buffalo, 30-27 and Pittsburgh defeated Indianapolis, 42-14 in AFC wild card. Jacksonville defeated Denver, 30-27 and New England defeated Pittsburgh, 28-3 in AFC wild card. New England defeated Jacksonville, 20-6 for AFC title. Green Bay defeated New England 35-21 in Super Bowl XXXI.

IN 1996: The Summer games of the XXVI Olympiad were held on U.S. soil, in Atlanta, Georgia.

1997

USUAL STARTING LINE UP

| OFFENSE |                | DEFENSE |                        |
|---------|----------------|---------|------------------------|
| XR 87   | Johnnie Morton | LE 91   | Robert Porcher         |
| LT 72   | Ray Roberts    | NT 95   | Mike Wells             |
| LG 77   | Mike Compton   | UT 94   | Luther Elliss          |
| C 53    | Kevin Glover   | RE 93   | Kerwin Waldroup (11)   |
| RG 64   | Jeff Hartings  |         | 97 Tracy Scroggins (5) |
| RT 71   | Larry Tharpe   | SLB 58  | George Jamison (10)    |
| TE 86   | David Sloan    |         | 55 Antonio London (6)  |
| ZR 84   | Herman Moore   | MLB 57  | Stephen Boyd           |
| QB 19   | Scott Mitchell | WLB 59  | Reggie Brown           |
| FB 44   | Tommy Vardell  | CB 32   | Bryant Westbrook       |
| RB 20   | Barry Sanders  | CB 31   | Corey Raymond          |
|         |                | SS 28   | Ron Rice               |
|         |                | FS 27   | Mark Carrier           |

TEAM STATISTICS

|               | Detroit | (Avg.) | Opp.  | (Avg.) |
|---------------|---------|--------|-------|--------|
| TOTAL YARDS   | 5,795   | 362.4  | 4,947 | 309.2  |
| RUSHING YARDS | 2,464   | 154.0  | 1,833 | 114.6  |
| PASSING YARDS | 3,334   | 208.4  | 3,114 | 194.6  |
| POINTS SCORED | 379     | 23.7   | 306   | 19.1   |

LION LEADERS

**RUSHING** Barry Sanders - 335 att. - 2053 yards - 11 TD's

**PASSING** Scott Mitchell - 509 att. - 293 comp. - 3484 yards - 19 TD's - 14 INT's

**RECEIVING** Herman Moore - 104 rec. - 1293 yards - 8 TD's

**SCORING** Jason Hanson - 117 points (26 FG's, 39 PAT's)

**PUNT RET KO RET** Glyn Milburn - 47 ret. - 433 yards - 9.2 avg. Glyn Milburn - 55 ret. - 1315 yards - 23.9 avg.

**PUNTING** John Jett - 84 punts - 3,576 yards - 42.6 avg. - 25 In 20

**INT's** Mark Carrier - 5 INT's - 94 yards

**TACKLES** Stephen Boyd - 192 total - 123 solo - 69 assists

**QB SACKS** Robert Porcher - 12.5 sacks - 75.5 yards

1997 RESULTS (9-7) 3rd

Bobby Ross, Coach

| Date   | Opponent        | Crowd   | W-L-T | Score      |
|--------|-----------------|---------|-------|------------|
| 8-31   | Atlanta         | 61,244* | W     | 28-17      |
| 9-7    | Tampa Bay       | 58,234* | L     | 17-24      |
| 9-14   | Chicago         | 59,147  | W     | 32-7       |
| 9-21   | New Orleans     | 50,016  | L     | 17-35      |
| #9-28  | Green Bay       | 78,110* | W     | 26-15      |
| 10-5   | Buffalo         | 78,025  | L     | 22-13      |
| 10-12  | Tampa Bay       | 72,095  | W     | 27-9       |
| 10-19  | New York Giants | 70,069* | L     | 20-26 (OT) |
| 11-2   | Green Bay       | 60,126  | L     | 10-20      |
| 11-9   | Washington      | 75,261  | L     | 7-30       |
| 11-16  | Minnesota       | 68,910* | W     | 38-15      |
| 11-23  | Indianapolis    | 62,803* | W     | 32-10      |
| #11-27 | Chicago         | 77,904* | W     | 55-20      |
| 12-7   | Miami           | 72,266  | L     | 30-33      |
| 12-14  | Minnesota       | 60,982  | W     | 14-13      |
| #12-21 | New York Jets   | 77,624* | W     | 13-10      |

NFC Playoffs

|       |           |        |   |       |
|-------|-----------|--------|---|-------|
| 12-28 | Tampa Bay | 73,361 | L | 10-20 |
|-------|-----------|--------|---|-------|

#Silverdome sellout

HONOR ROLL

- BOBBY LAYNE OFFENSIVE MVP** - Barry Sanders  
**LEM BARNEY DEFENSIVE MVP** - Robert Porcher  
**YALE LARY SPECIAL TEAMS MVP** - Cory Schlesinger
- ERIK ANDOLSEK TOP OFFENSIVE LINEMAN** - Kevin Glover  
**MEL FARR ROOKIE OF THE YEAR** - Bryant Westbrook  
**JOE SCHMIDT LEADERSHIP** - Kevin Glover  
**MIKE UTLEY SPIRIT** - Luther Elliss  
**CHUCK HUGHES MOST IMPROVED PLAYER** - Johnnie Morton
- PRO BOWL** Kevin Glover (C), Jason Hanson (K), Herman Moore (WR), Robert Porcher (DE), Barry Sanders (RB)

1997 NFL STANDINGS

NATIONAL CONFERENCE

Central Division

|           | W  | L  | T | Pct. | Pts. | OP  |
|-----------|----|----|---|------|------|-----|
| Green Bay | 13 | 3  | 0 | .813 | 422  | 282 |
| Tampa Bay | 10 | 6  | 0 | .625 | 299  | 263 |
| DETROIT   | 9  | 7  | 0 | .563 | 379  | 306 |
| Minnesota | 9  | 7  | 0 | .563 | 354  | 359 |
| Chicago   | 4  | 12 | 0 | .250 | 263  | 421 |

Eastern Division

|                 |    |    |   |      |     |     |
|-----------------|----|----|---|------|-----|-----|
| New York Giants | 10 | 5  | 1 | .656 | 307 | 265 |
| Washington      | 8  | 7  | 1 | .531 | 327 | 289 |
| Philadelphia    | 6  | 9  | 1 | .406 | 317 | 372 |
| Dallas          | 6  | 10 | 0 | .375 | 304 | 314 |
| Arizona         | 4  | 12 | 0 | .250 | 283 | 379 |

Western Division

|               |    |    |   |      |     |     |
|---------------|----|----|---|------|-----|-----|
| San Francisco | 13 | 3  | 0 | .813 | 366 | 227 |
| Carolina      | 7  | 9  | 0 | .438 | 265 | 314 |
| Atlanta       | 7  | 9  | 0 | .438 | 320 | 361 |
| New Orleans   | 6  | 10 | 0 | .375 | 237 | 327 |
| St. Louis     | 5  | 11 | 0 | .313 | 299 | 359 |

AMERICAN CONFERENCE

Central Division

|              | W  | L | T | Pct. | Pts. | OP  |
|--------------|----|---|---|------|------|-----|
| Pittsburgh   | 11 | 5 | 0 | .688 | 372  | 307 |
| Jacksonville | 11 | 5 | 0 | .688 | 394  | 318 |
| Tennessee    | 8  | 8 | 0 | .500 | 333  | 310 |
| Cincinnati   | 7  | 9 | 0 | .438 | 355  | 405 |
| Baltimore    | 6  | 9 | 1 | .406 | 326  | 345 |

Eastern Division

|               |    |    |   |      |     |     |
|---------------|----|----|---|------|-----|-----|
| New England   | 10 | 6  | 0 | .625 | 369 | 289 |
| Miami         | 9  | 7  | 0 | .563 | 339 | 327 |
| New York Jets | 9  | 7  | 0 | .563 | 348 | 287 |
| Buffalo       | 6  | 10 | 0 | .375 | 255 | 367 |
| Indianapolis  | 3  | 13 | 0 | .188 | 313 | 401 |

Western Division

|             |    |    |   |      |     |     |
|-------------|----|----|---|------|-----|-----|
| Kansas City | 13 | 3  | 0 | .813 | 375 | 232 |
| Denver      | 12 | 4  | 0 | .750 | 472 | 287 |
| Seattle     | 8  | 8  | 0 | .500 | 365 | 362 |
| Oakland     | 4  | 12 | 0 | .250 | 324 | 419 |
| San Diego   | 4  | 12 | 0 | .250 | 266 | 425 |

Tampa Bay defeated DETROIT, 20-10 and Minnesota defeated New York Giants, 23-22 in NFC wild card. Green Bay defeated Tampa Bay, 21-7 and San Francisco defeated Minnesota, 38-22 in NFC playoffs. Green Bay defeated San Francisco, 23-10 for NFC title. Denver defeated Jacksonville, 42-17 and New England defeated Miami, 17-3 in AFC wild card. Denver defeated Kansas City, 14-10 and Pittsburgh defeated New England, 7-6 in AFC playoffs. Denver defeated Pittsburgh, 24-21 for AFC title. Denver defeated Green Bay 31-24 in Super Bowl XXXII.

IN 1997: Princess Diana died following a high-speed traffic accident in the streets of Paris.

A blue-tinted close-up photograph of a man in a military helmet, resting his chin on his hand in a thoughtful pose. The image is the background for the book cover.

# The History Book

## A Brief History of the Lions

Detroit welcomed the Lions in 1934, but it was not the area's first look at professional football. In 1920, the Detroit *Heralds* were a charter member of the American Professional Football Association, which was the original name of the present NFL. The *Heralds*, however, folded after two years. The Detroit Panthers appeared in 1925, but also folded after two seasons. And in 1928, the Detroit Wolverines were formed, but they failed after just one year.

In 1930, the then-10-year-old National Football League added a franchise in Portsmouth, Ohio, called the Spartans. After four seasons, the team was purchased for \$7,952.08 by a group headed by Detroit radio executive George A. Richards, and moved to the Motor City.

Playing in University of Detroit Stadium before average crowds of 16,000 people, the new Detroit Lions won the NFL Championship in only their second year (1935). Under the leadership of Coach "Potsy" Clark and stars like Hall of Famer "Dutch" Clark, Ernie Caddel, George Christensen, "Ace" Gutowsky, Glenn Presnell and "Ox" Emerson, the early Lions established pro football in Detroit.

In 1940, Chicagoan Fred Mandel bought the club. Lions' stars of that era included Hall of Famers Bill Dudley and Alex Wojciechowicz, John Green, Byron "Whizzer" White, Frank Sinkwich and "Camp" Wilson. The team was sold eight years later to a group of local businessmen under the leadership of Edwin J. Anderson. The Detroit syndicate controlled the club until 1964, when William Clay Ford became sole owner for a price of \$4.5 million.

The Lions dominated the NFL in the 1950's with four division titles and three league championships. Under head coach Buddy Parker, the team won back-to-back world crowns in 1952-53, defeating Cleveland on both occasions. Stars of those powerful teams were Hall of Famers Bobby Layne, Jack Christiansen, Doak Walker and Lou Creekmur, as well as Les Bingaman, Cloyce Box, Leon Hart and Bob Hoernschemeyer. The Detroit-Cleveland battles of the era were classic confrontations between two giants of the blossoming NFL.

Since their last title in 1957 under the coaching of George Wilson, the Lions have continued searching for the league's top spot. Such performers as Joe Schmidt, Yale Lary, Dick "Night Train" Lane, John Henry Johnson and Lem Barney have been elected to the Hall of Fame. And outstanding players such as Wayne Walker, Mike Lucci, Nick Pietrosante, Roger Brown, Terry Barr, Mel Farr, Charlie Sanders, Dexter Bussey, Billy Sims and Doug English have taken their places in the annals of pro football in Detroit.

In 1967, Schmidt began the first of six seasons as head coach of the Lions. His 1970 team made the playoffs, (first post-season trip since '57) but lost in the first round to Dallas by the baseball-like score of 5-0.

Prior to the '75 season, the Lions moved into a new, domed stadium in Pontiac, Michigan, a suburb located 30 miles north of Detroit. The Silverdome is the world's largest air-supported domed structure, seats over 80,000 spectators under a fiberglass roof, and boasts the largest capacity in the NFL (80,311).

Monte Clark took control of all football operations as head coach in 1978. Under Clark's direction, the Lions narrowly missed playoff berths in 1980-81, before qualifying in 1982 — the Lions' first playoff appearance since 1970. Detroit captured the NFC Central Division crown in 1983, but stumbled in the first round of the playoffs with a 24-23 loss at San Francisco.

Darryl Rogers replaced Clark in 1985 but was replaced on an interim basis by his defensive coordinator, Wayne Fontes, in November, 1988, after Rogers' teams had posted a combined 18-40 record. Fontes officially was named the 17th head coach of the Detroit Lions on December 22, 1988.

The Lions "Restored the Roar" in 1991, winning a franchise-record 12 regular season games. Riding a tide of emotion after guard Mike Utley's paralyzing neck injury late in the season, Detroit defeated Dallas, 38-6, in the Lions' first Silverdome playoff contest. The victory gave the Lions a berth in the NFC Championship Game, where Detroit fell to the eventual Super Bowl Champion Washington Redskins.

The Lions finished 10-6 in 1993 en route to capturing the NFC Central Division title, and earned a wild-card playoff bid in 1994. The 1995 Lions featured the NFL's top-rated offense and won their final seven games to earn a third straight playoff berth. Wide receiver Herman Moore set an NFL record with 123 catches, and he and Brett Perriman became the first teammates to each total over 100 catches in the same season, with the duo also setting an NFL record for most combined receiving yards in a season. Quarterback Scott Mitchell set team records for passing yards (4,338), completions (346) and touchdown passes (32).

In 1996, running back Barry Sanders captured his third NFL rushing title with a dramatic 175-yard outburst on the final Monday night of the season in San Francisco. The Lions, however, finished a disappointing 5-11 in '96, and following the season Fontes was replaced as head coach by former San Diego Chargers' head coach, Bobby Ross. Fontes, who was head coach for more than eight full seasons, finished his career as the team's all-time leader among head coaches in both wins (67) and games coached (138).

Ross was named the 18th head coach in team history January 13, 1997, and led the club back to the playoffs in his inaugural year at the helm with a 9-7 record. Also, Sanders continued his storybook career by becoming only the third player in league history to record 2,000 yards rushing in a single-season (2,053) and he reeled off an NFL record 14 consecutive 100-yard outings to finish the campaign.

## Significant Dates in Lions' History

- June 30, 1934** George A. Richards heads group that purchases Portsmouth (Ohio) Spartans for \$7,952.08 and moves team to Detroit.
- Sept. 23, 1934** Lions play first NFL game, beating New York Giants 9-0 at University of Detroit Stadium before 12,000.
- Nov. 25, 1934** Lions suffer first defeat, 3-0 to Green Bay, after winning 10 straight games, including seven consecutive shutouts.
- Nov. 29, 1934** Lions play first of traditional Thanksgiving Day home games, losing to the Bears, 19-16, before 26,000.
- Dec. 9, 1935** Lions defeat New York Giants, 26-7, for first NFL Championship.
- Sept. 9, 1938** Detroit defeats Pittsburgh, 16-7, in the first game played at the Lions' new home, Briggs (later renamed Tiger) Stadium.
- Nov. 24, 1940** Finishing the season with 514 yards, Byron "Whizzer" White becomes the first Lion to claim the NFL rushing title.
- Feb. 10, 1943** Gus Dorais named head coach of the Lions after a successful career at the University of Detroit.
- Jan. 15, 1948** Syndicate headed by Edwin J. Anderson purchases Detroit franchise for \$165,000 and names "Bo" McMillin general manager and head coach.
- Dec. 2, 1949** Anderson elected team president.
- Dec. 20, 1950** "Buddy" Parker succeeds McMillin as head coach.
- Dec. 21, 1952** Lions defeat Los Angeles, 31-21, for NFL's National Conference title.
- Dec. 28, 1952** Lions win first NFL championship since 1935 with a 17-7 victory over the Browns in Cleveland before 50,934.
- Dec. 27, 1953** Detroit wins second straight NFL championship with a 17-16 decision over Cleveland in Detroit before 54,577.
- Aug. 12, 1957** Parker resigns suddenly as head coach and assistant George Wilson succeeds him the next day.
- Dec. 28, 1957** Detroit claims fourth NFL championship on 59-14 victory over Cleveland before 55,263 in Detroit.
- Jan. 23, 1961** William Clay Ford elected team president.
- Sept. 7, 1963** Former Lion great Earl "Dutch" Clark becomes a charter member of the new Professional Football Hall of Fame.
- Jan. 10, 1964** William Clay Ford takes over as Lions' sole owner after purchasing franchise for \$4.5 million.
- Jan. 7, 1965** Harry Gilmer appointed head coach, replacing George Wilson.
- Mar. 10, 1966** After 13 seasons, Joe Schmidt retires to become Lions' linebackers coach.
- Jan. 11, 1967** Schmidt named Lions' head coach, succeeding Gilmer.
- Dec. 26, 1970** Lions edged by Dallas, 5-0, in club's first playoff game since 1957.
- Oct. 24, 1971** Wide receiver Chuck Hughes dies on field during game after suffering a heart attack.
- Dec. 17, 1972** Linebacker Wayne Walker plays in his Detroit-record 200th game with the Lions, a 34-17 win against the Los Angeles Rams.
- Jan. 12, 1973** Schmidt resigns as head coach.
- Jan. 26, 1973** Don McCafferty named Lions' head coach.
- July 28, 1973** Former Lion linebacker and head coach Joe Schmidt is enshrined in the Pro Football Hall of Fame.
- July 28, 1974** McCafferty dies of heart attack.
- Aug. 3, 1974** Rick Forzano named Lions' head coach.
- Aug. 23, 1975** Lions play the first game in their new home, Pontiac Metropolitan Stadium (later renamed Pontiac Silverdome).
- Oct. 4, 1976** Forzano resigns as head coach.
- Oct. 5, 1976** Tommy Hudspeth named interim head coach.
- Feb. 9, 1977** Hudspeth signs three-year contract as head coach.
- Jan. 11, 1978** Monte Clark named head coach and director of football operations.
- Apr. 29, 1980** Lions choose Oklahoma's Billy Sims with the first overall selection in the NFL draft.
- Jan. 8, 1983** Detroit qualifies for first playoff appearance in 12 seasons, but loses, 31-7, at Washington.
- Dec. 31, 1983** After claiming club's first NFC Division Central title, a last-second field goal attempt fails as Detroit drops a 24-23 playoff game at San Francisco.
- Dec. 19, 1984** Monte Clark and his coaching staff are released.
- Feb. 6, 1985** Darryl Rogers is named head coach after a successful 20-year college coaching career.
- Nov. 13, 1988** Rogers is released from his duties as head coach.
- Nov. 14, 1988** Defensive coordinator Wayne Fontes is named interim head coach.
- Dec. 22, 1988** Fontes is named head coach.
- Dec. 26, 1989** General Manager Russ Thomas retires.
- Dec. 27, 1989** Chuck Schmidt is named Executive Vice-President and Chief Operating Officer.

- Nov. 17, 1991 Guard Mike Utley suffers paralyzing neck injury in Detroit's 21-10 win over the Los Angeles Rams. His "Thumbs Up" sign as he is carried from the field inspires his teammates to win their next six games.
- Dec. 22, 1991 Lions finish regular season with 12 wins (most in franchise history) and claim the NFC Central championship, Detroit's first division title since 1983.
- Jan. 5, 1992 Lions host first Silverdome playoff game (first home playoff game since 1957). Detroit defeats Dallas, 38-6, for the team's first playoff win since 1957.
- Jan. 12, 1992 Lions make their first appearance in NFC Championship game, losing to the Redskins, 41-10, in Washington.
- Nov. 22, 1992 Barry Sanders becomes the Lions' all-time leading rusher, surpassing Billy Sims' record of 5,106 career yards.
- Jan. 2, 1994 Lions clinch NFC Central Division championship for the second time in three years with a 30-20 victory over Green Bay in the Silverdome.
- Oct. 23, 1994 Mel Gray becomes the all-time NFL leader in kickoff return yards.
- Nov. 13, 1994 Barry Sanders runs for a club-record 237 yards on 26 carries in Detroit's 14-9 win over Tampa Bay at the Silverdome. He would finish the season with a then-Lions' record of 1,883 yards.
- Dec. 31, 1994 In Detroit's third playoff appearance in four seasons, the Lions drop a 16-12 wild-card contest at Green Bay.
- Feb. 15, 1995 William Clay Ford, Jr. is named Lions' Vice-Chairman.
- Dec. 10, 1995 Quarterback Scott Mitchell breaks Bobby Layne's 44-year-old club record for most touchdown passes in a season (26). Mitchell ends the year with 32 touchdown passes.
- Dec. 17, 1995 Wide receivers Herman Moore and Brett Perriman set NFL record for most catches and receiving yards by teammates in a season.
- Dec. 23, 1995 Moore sets NFL record with 123 catches in a season.
- Dec. 30, 1995 The Lions play in their third straight wild card playoff game, losing a 58-37 decision at Philadelphia.
- July 27, 1996 Former lineman Lou Creekmur is enshrined in the Pro Football Hall of Fame.
- Dec. 26, 1996 Wayne Fontes and his coaching staff are dismissed.
- Jan. 13, 1997 Bobby Ross is named head coach.
- Dec. 21, 1997 Barry Sanders becomes only the third player in league history to rush for over 2,000 yards in a season. He rushes for 184 yards in the final game of the regular season to push his 1997 total to 2,053 yards, the second-highest seasonal tally in NFL history.
- Dec. 28, 1997 The Lions play their fourth playoff game in five years, losing a wild card outing at Tampa Bay, 20-10.



On January 13, 1997, Bobby Ross was welcomed to the Lions' organization by Vice Chairman William Clay Ford Jr., Chairman and President William Clay Ford and Executive Vice President and Chief Operating Officer Chuck Schmidt.

# Lions' Thanksgiving Day Series

Dating to 1934, the Detroit Lions have been a proud part of the American celebration of Thanksgiving. G.A. Richards, the first owner of the Detroit Lions, was behind the Lions' inaugural Thanksgiving game in 1934. Richards had purchased the team in 1934 and moved the Lions from Portsmouth, Ohio to the Motor City. The Lions were the new kids in town and had taken a backseat to the baseball Tigers. Despite the fact that the Lions had lost just one game prior to the Thanksgiving Day game in 1934, the largest crowd that season had been just 15,000.

The opponent for the Lions' first Thanksgiving Day game - on Nov. 29, 1934 - was the undefeated, defending World Champion Chicago Bears

led by George Halas and the rising star of that era, fullback Bronco Nagurski. The game would determine the champion of the Western Division. Richards had convinced the NBC Radio Network to carry the game coast-to-coast (94 stations), and additionally, an estimated 26,000 fans jammed into University of Detroit Stadium, while thousands of disappointed fans were turned away.

The Bears won the inaugural game, 19-16, and a classic was born. Since 1934, the Lions have played 58 Thanksgiving Day games with Detroit leading the series 29-27-2. A total of 3,117,297 fans have witnessed Detroit's 58 Thanksgiving Day games, including 606,399 fans (75,800 average) in the 1990's.

## THANKSGIVING RESULTS

(Record: 29-27-2)

| YEAR                                       | OPPONENT         | W-L-T | SCORE | FINAL RECORD | YEAR | OPPONENT         | W-L-T  | SCORE | FINAL RECORD |
|--|------------------|-------|-------|--------------|------|------------------|--------|-------|--------------|
| 1934                                       | Chicago Bears    | L     | 16-19 | 10-3-0       | 1968 | Philadelphia     | L      | 0-12  | 4-8-2        |
| 1935                                       | Chicago Bears    | W     | 14- 2 | 7-3-2        | 1969 | Minnesota        | L      | 0-27  | 9-4-1        |
| 1936                                       | Chicago Bears    | W     | 13- 7 | 8-4-0        | 1970 | Oakland          | W      | 28-14 | 10-4-0       |
| 1937                                       | Chicago Bears    | L     | 0-13  | 7-4-0        | 1971 | Kansas City      | W      | 32-21 | 7-6-1        |
| 1938                                       | Chicago Bears    | W     | 14- 7 | 7-4-0        | 1972 | New York Jets    | W      | 37-20 | 8-5-1        |
| (1939-44: Series Interrupted During WW II) |                  |       |       |              | 1973 | Washington       | L      | 20- 0 | 6-7-1        |
| 1945                                       | Cleveland Rams   | L     | 21-28 | 7-3-0        | 1974 | Denver           | L      | 27-31 | 7-7-0        |
| 1946                                       | Boston           | L     | 10-34 | 1-10-0       | 1975 | Los Angeles Rams | L      | 0-20  | 7-7-0        |
| 1947                                       | Chicago Bears    | L     | 14-34 | 3-9-0        | 1976 | Buffalo          | W      | 27-14 | 6-8-0        |
| 1948                                       | Chicago Cards    | L     | 14-28 | 2-10-0       | 1977 | Chicago          | L      | 14-31 | 6-8-0        |
| 1949                                       | Chicago Bears    | L     | 7-28  | 4-8-0        | 1978 | Denver           | W      | 17-14 | 7-9-0        |
| 1950                                       | New York Yanks   | W     | 49-14 | 6-6-0        | 1979 | Chicago          | W      | 20- 0 | 2-14-0       |
| 1951                                       | Green Bay        | W     | 52-35 | 7-4-1        | 1980 | Chicago          | L (OT) | 17-23 | 9-7-0        |
| 1952                                       | Green Bay        | W     | 48-24 | 9-3-0        | 1981 | Kansas City      | W      | 27-10 | 8-8-0        |
| 1953                                       | Green Bay        | W     | 34-15 | 10-2-0       | 1982 | New York Giants  | L      | 6-13  | 4-5-0        |
| 1954                                       | Green Bay        | W     | 28-24 | 9-2-1        | 1983 | Pittsburgh       | W      | 45- 3 | 9-7-0        |
| 1955                                       | Green Bay        | W     | 24-10 | 3-9-0        | 1984 | Green Bay        | W      | 31-28 | 4-11-1       |
| 1956                                       | Green Bay        | L     | 20-24 | 9-3-0        | 1985 | New York Jets    | W      | 31-20 | 7-9-0        |
| 1957                                       | Green Bay        | W     | 18- 6 | 8-4-0        | 1986 | Green Bay        | L      | 40-44 | 5-11-0       |
| 1958                                       | Green Bay        | W     | 24-14 | 4-7-1        | 1987 | Kansas City      | L      | 20-27 | 4-11-0       |
| 1959                                       | Green Bay        | L     | 17-24 | 3-8-1        | 1988 | Minnesota        | L      | 0-23  | 4-12-0       |
| 1960                                       | Green Bay        | W     | 23-10 | 7-5-0        | 1989 | Cleveland        | W      | 13-10 | 7-9-0        |
| 1961                                       | Green Bay        | L     | 9-17  | 8-5-1        | 1990 | Denver           | W      | 40-27 | 6-10-0       |
| 1962                                       | Green Bay        | W     | 26-14 | 11-3-0       | 1991 | Chicago          | W      | 16-6  | 12-4-0       |
| 1963                                       | Green Bay        | T     | 13-13 | 5-8-1        | 1992 | Houston          | L      | 21-24 | 5-11-0       |
| 1964                                       | Chicago          | L     | 24-27 | 7-5-2        | 1993 | Chicago          | L      | 6-10  | 10-6-0       |
| 1965                                       | Ballimore        | T     | 24-24 | 6-7-1        | 1994 | Buffalo          | W      | 35-21 | 9-7-0        |
| 1966                                       | San Francisco    | L     | 14-41 | 4-9-1        | 1995 | Minnesota        | W      | 44-38 | 10-6-0       |
| 1967                                       | Los Angeles Rams | L     | 7-31  | 5-7-2        | 1996 | Kansas City      | L      | 24-28 | 5-11-0       |
|  |                  |       |       |              | 1997 | Chicago          | W      | 55-20 | 9-7-0        |

## Detroit Lions' Draft Since 1950

### 1950

#### BONUS CHOICE:

- HART, LEON  
E, Notre Dame
1. WATSON, JOE  
C, Rice
  2. Choice to Cleveland
  - 2B. McGRAW, THURMAN  
T, Colorado  
(From Philadelphia)
  3. MURAKOWSKI, ART  
B, Northwestern
  4. KIELY, ERNIE  
G, Texas-El Paso
  5. FITKIN, HAL  
B, Dartmouth
  6. JASZEWSKI, FLOYD  
T, Minnesota
  7. LEVERMAN, BILL  
B, St. Edward's
  8. McALLISTER, RALPH  
B, Minnesota
  9. WOOD, ED  
G, Detroit
  10. MALCOLM, ROLAND  
B, Gustavus Adolphus
  11. WILSON, JACK  
T, Ohio State
  12. WALTERS, BUCKY  
T, Brown
  13. RYAN, JIM  
B, San Francisco
  14. SQUIRES, CLIFF  
C, Nebraska Wesleyan
  15. WORTHINGTON, TOM  
B, Northwestern
  16. GREINER, JERRY  
C, Detroit
  17. CALLAHAN, CONNIE  
B, Morningside
  18. STANSAUK, DON  
T, Denver
  19. CIFELLI, GUS  
T, Notre Dame
  20. DAVIS, FRED  
E, Maryland
  21. BREWER, GEORGE  
B, Oklahoma
  22. TATE, JIM  
T, Purdue
  23. HELLER, IRV  
T, Boston University
  24. McDOWELL, JIM  
G, William & Mary
  25. GLICK, GENE  
B, Michigan State
  26. LEE, BOBBY COY  
B, Texas
  27. JOHNSON, ELBERT  
E, Texas Tech
  28. KARRAS, JOHNNY  
B, Illinois
  29. STEGER, RUSS  
B, Illinois
  30. DeROIN, RUBE  
C, Oklahoma State

### 1951

1. Choice to Philadelphia
2. STANFEL, DICK  
G, San Francisco
3. DIBBLE, DORNE  
E, Michigan State
4. D'ALONZO, PETE  
B, Villanova
5. DORAN, JIM  
E, Iowa State
- 5B. TORGESON, LAVERN  
C, Washington State  
(From New York Yanks)
6. CHRISTIANSEN, JACK  
B, Colorado State
7. MONSEN, BOB  
T, Ohio State
8. RAKLOVITS, DICK  
B, Illinois
9. Choice to Cleveland
10. SHOAF, JIM  
G, Louisiana State
11. ANDERSON, FRANKIE  
E, Oklahoma State
12. Choice to Cleveland
13. SIEGERT, WAYNE  
T, Illinois
14. WITTMER, LEE  
T, Detroit
15. HILL, JIMMIE  
B, Tennessee
16. GEREMSKY, TED  
E, Pittsburgh
17. MEISENHEIMER, DARRELL  
B, Oklahoma State
18. WOLGAST, EDDIE  
B, Arizona
19. HANSON, GORDY  
T, Washington State
20. GIBBONS, HARRY  
B, South Dakota State
21. BLOCK, KING  
B, Idaho
22. FOLDBERG, DAN  
E, Army
23. GABRIEL, DICK  
B, Lehigh
24. BUKSAR, GEORGE  
B, Purdue
25. HARRIS, DICK  
C, Texas
26. KAZMIERSKI, FRANK  
C, West Virginia
27. ALLIS, HARRY  
E, Michigan
28. PEOT, DICK  
T, South Dakota State
29. WOMACK, BRUCE  
T, West Texas State
30. HORWATH, RON  
B, Detroit

### 1952

1. Choice to Cleveland
2. Choice to Chicago Cardinals
3. LARY, YALE  
B, Texas A&M
4. SUMMERALL, PAT  
E, Arkansas
5. MILLER, BOB  
T, Virginia

6. COOPER, GORDON  
E, Denver
7. GARDNER, WES  
C, Utah
8. DUBLINSKI, TOM  
B, Utah
9. GANDEE, SHERWIN  
E, Ohio State
10. DOWDEN, STEVE  
T, Baylor
11. FLOWERS, KEITH  
C, Texas Christian
12. ROSHIO, JIM  
B, Louisiana State
13. McDONALD, CARROLL  
C, Florida
14. OLIVERSON, RAY  
B, Brigham Young
15. BURGAMY, JOHN  
G, Georgia
16. Choice to Cleveland
17. LAURICELLA, HANK  
B, Tennessee
18. CAMPBELL, STAN  
G, Iowa State
19. EARON, BLAINE  
E, Duke
20. MAINS, GIL  
T, Murray State
21. BOYKIN, ARNOLD  
B, Mississippi
22. DAVID, JIM  
E, Colorado State
23. MAXWELL, HAL  
E, Mississippi
24. WERCKLE, BOB  
T, Vanderbilt
25. BAILEY, BY  
B, Washington State
26. TERRY, BUDDY  
E, Stephen F. Austin
27. TROUT, BOB  
E, Baylor
28. TURNER, HAL  
E, Tennessee State
29. HUDSON, ART  
B, Western Illinois
30. DILLON, RAY DON  
B, Prairie View A&M

### 1953

1. SEWELL, HARLEY  
G, Texas
2. GEDMAN, GENE  
B, Indiana
3. Choice to Cleveland
4. ANE, CHARLIE  
T, Southern California
5. Choice to Philadelphia
6. SPENCER, OLLIE  
T, Kansas
7. SCHMIDT, JOE  
C, Pittsburgh
8. CARPENTER, LEW  
B, Arkansas
9. McCORMICK, CARLTON  
C, Texas Christian
10. GASKIN, DREHER  
E, Clemson
11. MESSENGER, ELMER  
G, Washington State

12. SPENCER, LARRY  
B, Wake Forest
13. THOMAS, BOB  
E, Washington & Lee
14. BARGER, JACK  
T, New Mexico
15. TOPOR, TED  
B, Michigan
16. VOLONNINO, BOB  
B, Army-Villanova
17. GREEN, RAY  
T, Duke
18. MIODUSZEWSKI, ED  
B, William & Mary
19. HELD, PAUL  
B, San Diego State (Future)
20. HART, GERRY  
T, Army-Mississippi State
21. TATA, BOB  
B, Virginia
22. RETZLAFF, PETE  
B, South Dakota State
23. KARILIVACZ, CARL  
B, Syracuse
24. GRANT, TRUETT  
T, Duke
25. BROWN, MARV  
B, East Texas State
26. DOOLEY, JIM  
C, Penn State
27. PARKER, JACKIE  
B, Mississippi State
28. PEPPER, LAURIN  
B, Southern Mississippi
29. RECTOR, HARLEY  
T, Wayne State (Neb.)
30. MAUS, HAL  
E, Montana

**1954**

1. CHAPMAN, DICK  
T, Rice
2. NEAL, JIM  
C, Michigan State
3. BOWMAN, BILL  
B, William & Mary
4. STITS, BILL  
B, UCLA  
(From Washington)
- 4B. McCANTS, HOWARD  
E, Washington State
5. PAROZZO, GEORGE  
T, William & Mary
6. DACUS, PENCE  
B, Southwest Texas State  
(From Green Bay)
- 6B. KERCHER, DICK  
B, Tulsa
7. CROSS, JACK  
B, Utah
8. DAVIS, MILT  
B, UCLA
9. LAWSON, BOB  
B, Cal Poly-SLO
10. CARROLL, JACK  
E, Holy Cross
11. SCHWENK, MILT  
T, Washington State
12. HARTMAN, BOB  
T, Oregon State
13. SWIERCZEK, JIM  
B, Marshall
14. NOVAK, RAY  
B, Nebraska
15. HINDERLIDER, KIRK  
E, Colorado State

16. CHUOKE, BOB  
T, Houston
17. KASER, RICK  
B, Toledo
18. HAYES, NORM  
T, Idaho
19. GRAVES, BUSTER  
T, Arkansas
20. DURRANT, JIM  
G, Utah
21. KISTLER, JACK  
B, Duke
22. BRUNDAGE, DEWEY  
E, Brigham Young
23. SHANAFELT, JACK  
T, Pennsylvania
24. BURROWS, BOBBY  
G, Duke
25. WOIT, DICK  
B, Arkansas State
26. GEORGE, JIM  
T, Syracuse
27. PZESZUT, DICK  
C, Benedictine
28. RUTSCHMAN, DOLPH  
B, Linfield
29. BERTRAND, MEL  
C, Idaho
30. HORTON, ELLIS  
B, Eureka (Ill.)

**1955**

1. MIDDLETON, DAVE  
B, Auburn
2. SALSBURY, JIM  
G, UCLA
3. McCORD, DARRIS  
T, Tennessee
4. MALLOY, GORDON  
B, Miami (Fla.)  
(From Washington)
- 4B. RILEY, LEE  
B, Detroit
5. BROOKS, BUD  
G, Arkansas
6. CHILDERS, ELIJAH  
T, Prairie View A&M
7. ZAGERS, BERT  
B, Michigan State
8. CUNNINGHAM, LEON  
C, South Carolina  
(From Pittsburgh)
- 8B. HOLLAND, LAMOINE  
E, Rice  
(From Cleveland)
- 8C. WALKER, BILL  
E, Maryland
9. JENKINS, WALT  
T, Wayne State
10. GASTALL, TOM  
B, Boston University
11. McDERMOTT, HERB  
T, Iowa State
12. GOIST, DICK  
B, Cincinnati
13. HENDERSON, DON  
T, Utah
14. GAJDA, JERRY  
B, Benedictine
15. ATKINS, GEORGE  
G, Auburn
16. MARR, AL  
E, Bradley
17. DALY, DON  
B, Eastern Kentucky

18. OLEKSTAK, PAT  
B, Tennessee
19. MULLER, BOB  
C, Eastern Kentucky
20. MAHAFFEY, FRED  
B, Denver
21. WALTERS, JIM  
T, Mississippi
22. ALBRECHT, GEORGE  
B, Maryland
23. GALUSKA, GEORGE  
B, Wyoming
24. FLACKE, BOB  
G, Holy Cross
25. MILLER, DICK  
T, Illinois
26. McDONALD, DUNCAN  
B, Michigan
27. TROKA, MIKE  
B, Trinity (Conn.)
28. LOVELL, HARRY  
G, South Carolina
29. DEARING, BILL  
B, Florida
30. HATCH, CHARLEY  
E, Utah State

**1956**

1. CASSADY, HOWARD  
B, Ohio State
2. Choice to Los Angeles
3. McILHENNY, DON  
B, Southern Methodist
4. REICHOW, JERRY  
QB, Iowa
5. TRACY, TOM  
B, Tennessee
6. LUSK, BOB  
C, William & Mary
7. CROININ, GENE  
G, Pacific
8. POWELL, JACK  
T, Texas A&M
9. JONES, CALVIN  
G, Iowa
10. SILAS, JOE  
DE, South Carolina
11. WACKER, LEW  
B, Richmond
- 11B. SELEP, TOM  
B, Maryland  
(From Pittsburgh)
12. NUNNERY, BOB  
T, Louisiana State
13. FERGUSON, O.K.  
B, Louisiana State
14. FALLS, RONNIE  
LB, Duke
15. ALLERT, HORACE  
DE, Southwest Texas State
16. ZYZDA, LEW
17. WIND, KEN  
E, Houston
18. PETRARCA, EMIDIO  
B, Boston College
19. VAUGHN, DALE  
B, Virginia Military Institute
20. STEPHENSON, JOE  
E, Vanderbilt
21. BLECHEN, BOB  
C, Whittier
22. MARAZZA, DICK  
T, Clemson
23. GARRARD, BOB  
B, Georgia

24. WALZ, JARV  
E, Central Michigan
25. HALL, JERRY  
B, Rice
26. WALDEN, JOE  
B, West Texas State
27. BURNTHORNE, BRYAN  
G, Tulane
28. SMITH, JOHN  
G, Northwestern
29. PETERS, DOUG  
B, UCLA
30. GIBBENS, JOHN  
T, Southwest Texas State

## 1957

1. GLASS, BILL  
G, Baylor
2. GORDY, JOHN  
T, Tennessee
3. BARR, TERRY  
B, Michigan
4. JUNKER, STEVE  
E, Xavier (Oh.)
5. BARROW, JOHN  
G, Florida
6. RUSSELL, KEN  
T, Bowling Green
7. LEAHY, GERRY  
E, Colorado
8. LIDDICK, DAVE  
T, George Washington
9. NIKKEL, JOHN  
E, Texas Christian
10. RYCHLEC, TOM  
E, American
11. OSTERICH, CARL  
C, Missouri
12. O'BRIEN, CHARLIE  
E, Valparaiso
13. WEST, BILL  
B, Eastern Oregon
14. SMITH, PHIL  
B, Jacksonville State
15. ALDERTON, GENE  
C, Maryland
16. OLSON, HILLMER  
C, Virginia Tech
17. KEMP, JACK  
QB, Occidental
18. WEENIG, JAY  
G, Brigham Young
19. GUNDERMAN, BOB  
E, Virginia
20. LAZZERINO, ALEX  
T, South Carolina
21. MEREDITH, DUDLEY  
T, Lamar
22. SCHULTE, TOM  
E, Eastern Kentucky
23. GILLAR, GEORGE  
B, Texas A&M
24. SCALES, JOE  
B, Vanderbilt
25. JOHNSON, CARL  
B, South Dakota
26. MUELHAUPT, ED  
G, Iowa State
27. TRAFAS, DICK  
E, St. Thomas (Minn.)
28. SMITH, JOE  
B, Houston
29. MARTIN, HUGH  
G, Pomona
30. SHILL, MIKE  
T, Furman

## 1958

1. KARRAS, ALEX  
T, Iowa
2. Choice to Chicago Cardinals
3. Choice to Cleveland
4. WALKER, WAYNE  
C, Idaho
5. Choice to Cleveland
6. LEWIS, DANNY  
B, Wisconsin
7. PFEIFER, RALPH  
B, Kansas State  
(From San Francisco)
- 7B. DUTTEN, HAL  
T, Virginia
8. KOEPPER, KARL  
G, Bowling Green  
(From Pittsburgh)
- 8B. BLAZER, PHIL  
T, North Carolina
9. LOFTIN, JIM  
B, Alabama  
(From Pittsburgh)
- 9B. PAOLUCCI, BEN  
T, Wayne State
10. SCHAUBACH, ELLIOTT  
T, William & Mary
11. CHANEY, CLAUDE  
B, Dayton
12. BOUTTE, HAL  
E, San Jose State
13. MARONEY, BARRY  
B, Cincinnati
14. WEBB, KEN  
B, Presbyterian
15. SCHELDROP, JOHH  
E, Iowa State  
(From San Francisco)
- 15B. MOHLMAN, JERRY  
B, Benedictine
16. RINGQUIST, GORDON  
T, Central Michigan
17. GURASICH, WALT  
G, Southern California
18. AUSTIN BILL  
C, Auburn  
(From Pittsburgh)
- 18B. CARRIER, LARRY  
B, Kansas
19. BUTTOS, DAVE  
B, Murray State
20. CURRY, BILL  
T, Western Kentucky
21. WAGSTAFF, JIM  
B, Idaho State
22. NIDIFFER, BUDDY  
E, South Carolina
23. DESTINO, FRANK  
B, South Carolina
24. WHITSELL, DAVE  
B, Indiana
25. COOK, JIM  
B, Auburn
26. BRUCE, JOE  
T, Middle Tennessee State
27. AGERS, DON  
T, Missouri-Rolla
28. PITT, JACK  
E, South Carolina
29. HERZOG, HENRY  
B, Kentucky
30. BRONSON, TOMMY  
B, Tennessee

## 1959

1. PIETROSANTE, NICK  
FB, Notre Dame
2. HORTON, CHARLEY  
G, Baylor
- 2B. RABOLD, MIKE  
T, Indiana  
(From Pittsburgh)
3. KOES, RON  
C, North Carolina
- 3B. LUCIANO, RON  
T, Syracuse  
(From Baltimore)
4. BRANDRIFF, ART  
B, Virginia Military Institute
- 4B. GROTTKAU, BOB  
B, Oregon State  
(From New York Giants)
5. Choice to Cleveland
6. Choice to Chicago Cardinals
- 6B. GUESMAN, DICK  
T, West Virginia  
(From Pittsburgh)
7. DONNELL, BEN  
C, Vanderbilt
8. LENDEN, JIM  
T, Oregon
9. SMITH, CARL  
B, Tennessee
10. LARAWAY, JACK  
B, Purdue
11. JACOBS, HARRY  
G, Bradley
12. STEHOUWER, RON  
T, Colorado State
13. STEFFEN, JIM  
B, UCLA
14. BALDWIN, JIM  
C, McMurry
15. MAHER, BRUCE  
B, Detroit
16. MCGEE, GEORGE  
T, Southern
17. RUDOLPH, JACK  
E, Georgia Tech
18. HOLDEN, DAVE  
T, Los Angeles State
19. GRANDERSON, RUFUS  
T, Prairie View A&M
20. MCGREW, DAN  
C, Purdue
21. DAVIS, BUDDY  
B, Richmond
22. SHIELDS, LEBRON  
T, Tennessee (Future)
23. CESARIO, SAL  
T, Denver
24. RIDDLE, FRED  
B, Pittsburgh
25. CHAMBERLAIN, DAN  
E, Sacramento State
26. BRADLEY, JIM  
B, Lincoln (Mo.)
27. JERRY, BILL  
T, South Carolina
28. MATTHEWS, VINCE  
B, Texas
29. SIME, DAVE  
E, Duke
30. STOVER, RON  
E, Oregon

**1960**

1. ROBINSON, JOHN  
HB, Louisiana State
2. RABB, WARREN  
B, Louisiana State
3. SCHOLTZ, BOB  
C, Notre Dame
4. ANDREOTTI, JIM  
C, Northwestern
- 4B. BROWN, ROGER  
T, Maryland State  
(From Pittsburgh)
5. Choice to Green Bay
6. COGDAIL, GAIL  
E, Washington State
7. NORTON, JIM  
DB, Idaho
8. Choice to Washington
9. MESSNER, MAX  
C-LB, Cincinnati
10. ALDERMAN, GRADY  
T, Detroit
- 10B. O'BRIEN, JAMES  
T, Boston College  
(From Philadelphia)
11. AUCERMAN, TED  
DB, Indiana
12. ROSS, DAVE  
E, Los Angeles State
13. TUNNEY, PETE  
HB, Occidental
14. GLASGOW, JIM  
T, Jacksonville State
15. HARPER, DARRELL  
HB, Michigan
16. RASSO, STEVE  
DB, Cincinnati
17. HUDSON, BOB  
DE, Louisiana Tech
18. WALTON, FRANK  
HB, John Carroll
19. PREBOLA, GENE  
E, Boston University
20. LOOK, DEAN  
QB, Michigan State

**1961**

1. Choice to Cleveland
2. LaROSE, DAN  
E, Missouri
3. MILLS, DICK  
T, Pittsburgh  
(From Pittsburgh)
- 3B. ANTWINE, HOUSTON  
G, Southern Illinois
4. HARTLINE, RON  
FB, Oklahoma
5. FAISON, EARL  
E, Indiana
- 5B. PUCKETT, RON  
T, Los Angeles State  
(From Philadelphia)
6. Choice to Cleveland
7. Choice to St. Louis
8. MUFF, LARRY  
E, St. Benedict's
9. BROOKS, BOB  
FB, Ohio University
10. LINDEN, ERROL  
E, Houston
11. VARGO JR., LARRY  
E, Detroit (Future)
12. RODGERS, TOM  
B, Kentucky
13. HODGE, PAUL  
LB, Pittsburgh

14. BOWERS, CHARLEY  
HB, Arizona State
15. LAUBER, MIKE  
E, Wisconsin State
16. KRANTZ, GUS  
T, Northern Michigan
17. GOODE, TOM  
LB, Mississippi State
18. GREGOR, JOHN  
T, Montana
19. VALESANO JR., GENE  
B, Northern Michigan
20. LEWIS, TOM  
B, Lake Forest

**1962**

1. HADL, JOHN  
QB, Kansas
2. WILSON, EDDIE  
QB, Arizona
3. THOMPSON, BOBBY  
HB, Arizona
4. LOMAKOSKI, JOHN  
T, Western Michigan  
(From Pittsburgh)
- 4B. FERGUSON, LARRY  
HB, Iowa (Future)
5. BIRDWELL, DAN  
C, Houston
6. BUNDRU MIKE  
T, Southern California
7. HALL, TOM  
E, Minnesota
8. HOOPER, MURDOCK  
T, Houston
- 8B. IMPERIALE, FRANK  
G, Southern Illinois  
(From Cleveland)
9. GRANT TODD  
C, Michigan
10. ARCHER, JERRY  
C, Pittsburgh State (Future)
11. ANDERSON, KARL  
T, Bowling Green
12. SPRUTE, GAIL  
C, Winona State
13. KNIGHT, SHERLOCK  
T, Central State (Oh.)
14. DAVIDSON, JIM  
B, Maryland
15. BROADBENT, DICK  
E, Delaware
16. SESTAK, TOM  
E, McNeese State
17. WICKLINE, RUCKER  
C, Marshall
18. ZUGER, JOE  
QB, Arizona State
19. BERNHARDT, JIM  
T, Linfield
20. BROWN, BOB  
E, Michigan (Future)

**1963**

1. SANDERS, DARYL  
T, Ohio State
2. WILLIAMS, ROY  
T, Pacific
3. Choice to Philadelphia
4. WALTON, CHUCK  
G, Iowa State
5. Choice to Cleveland
6. KING, DON  
HB, Syracuse
7. GAMBLE, JOHN  
G, Pacific

8. GAUBATZ, DENNIS  
LB, Louisiana State
9. DILL, KEN  
IB, Mississippi (Future)
10. RYDER, NICK  
FB, Miami (Fla.)
11. KASSULKE, KARL  
HB, Drake
12. JANIK, TOM  
B, Texas A&I
13. CLARK, ERNIE  
LB, Michigan State
14. O'BRIEN, BILL  
T, Xavier
15. SIMON, JAMES  
G-T, Miami (Fla.)
16. JOHNSON, CHARLIE  
T, Villanova
17. FRANTZ, GENE  
B, Brigham Young
18. GREER, ALBERT  
E, Jackson State
19. REEBERG, LUCIAN  
T, Hampton
20. SCARBOROUGH, GORDON  
B, East Texas State  
(Future)

**1964**

1. BEATHARD, PETE  
QB, Southern California
2. SNORTON, MATT  
E, Michigan State
3. PHILBIN, GERRY  
T, Buffalo
- 3B. BATTEN, PAT  
FB, Hardin-Simmons  
(From Philadelphia)
4. HILGENBERG, WALLY  
G, Iowa
5. HELSON, JAMES  
HB, Alabama
6. HILTON, JOHN  
TE, Richmond (Future)
7. PARCELLS, BILL  
T, Wichita State
8. Choice to St. Louis
9. RASMUSSEN, WAYNE  
DB, South Dakota State
10. HAND, LARRY  
T, Appalachian State (Future)
- 10B. HOLTON, GLENN  
HB, West Virginia  
(From Baltimore)
11. HYNNE, DON  
T, Baldwin-Wallace
12. WELLS, WARREN  
E, Texas Southern
13. MILLER, JOHN  
DE, Idaho State
14. BICKLE, DOUG  
DE-K, Hillsdale (Future)
15. LaLONDE, ROGER  
DT, Muskingum
16. ROBINSON, ALLAN  
HB, Brigham Young
17. PROVENZANO, JOE  
T, Kansas State
18. LANGLEY, WILLIS  
T, Louisiana State
19. ZELLMER, BRUCE  
DB, Winona State
20. BARILA, STEVE  
T, Wichita State

## 1965

1. NOWATZKE, TOM  
FB, Indiana
2. RUSH, JERRY  
T, Michigan State
3. BILETNIKOFF, FRED  
FL, Florida State  
Choice to Dallas
- 4B. MYERS, TOM  
QB, Northwestern  
(From Pittsburgh)
5. FLYNN, JOHN  
E, Oklahoma
- 5B. VAUGHN, TOM  
HB, Iowa State  
(From New York Giants)
- 5C. FLANAGAN, ED  
C, Purdue  
(From Minnesota)
6. HAWKINS, EARL  
HB-FB, Emory & Henry (Future)
7. KOWALKOWSKI, BOB  
G, Virginia (Future)
- 7B. KENT, GREG  
T, Utah (Future)  
(From Minnesota)
8. HARBIN, LARRY  
B, Appalachian State
9. McLENNAN, BRUCE  
B, Hillsdale (Future)
10. PENNIE, FRANK  
T, Florida
11. KEARNEY, JIM  
DB, Prairie View
12. MOORE, JAMES  
DE, North Texas State
13. JACOBSON, JACK  
B, Oklahoma State
14. BROWN, LARRY  
B, Oklahoma (Future)
15. DICKEY, WALLACE  
E, Southwest Texas State
16. SMITH, JOHN  
T, Maryland State
17. ODOM, SONNY  
HB, Duke (Future)
18. SWEETAN, KARL  
QB, Wake Forest
19. LOVE, PRESTON  
FL, Nebraska
20. WILSON, GEORGE  
QB, Xavier (Future)

## 1966

1. Choice to Green Bay
2. EDDY, NICK  
HB, Notre Dame (Future)
3. MALINCHAK, BILL  
E, Indiana
4. VAN HORN, DOUG  
G, Ohio State  
(From New York Giants)
- 4B. WALKER, WILLIE  
FL, Tennessee A&I
5. CODY, BILL  
LB, Auburn  
(From Pittsburgh)
5. Choice to Cleveland
6. DE SUTTER, WAYNE  
T, Western Illinois  
(From Minnesota)
- 6B. Choice to Philadelphia
7. ROBINSON, JOHN  
E, Tennessee A&I (Future)

8. PINCAVAGE, JOHN  
HB, Virginia
9. CUNNINGHAM, DICK  
G, Arkansas (Future)
10. YATES, BRUCE  
T, Auburn  
(From Minnesota)
- 10B. BRIGHAM, TOM  
DE, Wisconsin
11. O'BILLOVICH, JACK  
LB, Oregon State
12. WINKLER, RANDY  
T, Tarleton State (Future)
13. MASELTER, BILL  
T, Wisconsin
14. MOORE, DENIS  
T, Southern California (Future)
15. SULLIVAN, BILL  
DE, West Virginia
16. GENDRON, JERRY  
E, Wisconsin-Eau Claire
17. DUNLAP, RALPH  
DE, Baylor
18. JOHNSON, BILL  
E, Livingston
19. BAIER, BOB  
T, Simpson
20. SMITH, ALLEN  
HB, Findlay (Future)

## 1967

1. FARR, MEL  
HB, UCLA
2. BARNEY, LEM  
DB, Jackson State
3. NAUMOFF, PAUL  
LB, Tennessee
4. KAMANU, LEW  
DE, Weber State
5. Choice to Philadelphia
6. JONES, TIM  
QB, Weber State
- 6B. McCAMBRIDGE, JOHN  
DE, Northwestern  
(From Washington)
7. TUINSTRAL, TED  
T, Iowa State
8. Choice to St. Louis
9. WEGER, MIKE  
DB, Bowling Green
10. HAYHOE, JERRY  
G, Southern California
11. SHIRLEY, RAY  
T, Arizona State
12. WATTS, ERIC  
DB, San Jose State
13. WRIGHT, LAMAR  
G, Georgia Tech
14. ROBINSON, CLEVELAND  
DE, South Carolina State
15. BURKE, SAM  
DB, Georgia Tech
16. ZAWADZKAS, JERRY  
TE, Columbia
17. RAMSEY, KEN  
DT, Northwestern

## 1968

1. LANDRY, GREG  
QB, Massachusetts
- 1B. McCULLOCH, EARL  
FL, Southern California
2. DePOYSTER, JERRY  
K, Wyoming

3. Choice to San Francisco
- 3B. SANDERS, CHARLIE  
TE, Minnesota  
(From Cleveland through  
Los Angeles)
4. MOONEY, ED  
LB, Texas Tech
5. ODLE, PHIL  
E, Brigham Young
6. SPITZER, MIKE  
DE, San Jose State
7. Choice to New Orleans
8. MILLER, TERRY  
LB, Illinois
9. BARTON, GREG  
QB, Tulsa
10. LIGGINS, GRANVILLE  
LB, Oklahoma
11. LITTLE, DWIGHT  
G, Kentucky
12. CARUTHERS, ED  
S, Arizona
13. BAILEY, CHUCK  
T, Humboldt State
14. DAVIS, RICH  
E, Upsala
15. OLIVER, JIM  
RB, Colorado State
16. ROKITA, BOB  
DE, Arizona State
17. Choice to Minnesota

## 1969

1. TAYLOR, ALTIE  
RB, Utah State
- 2B. YARBOROUGH, JIM  
TE, Florida  
(From Los Angeles)
3. WALTON, LARRY  
FL, Arizona State  
(From New Orleans)
4. Choice to San Francisco
5. Choice to Minnesota through  
Pittsburgh
6. Choice to Atlanta
7. Choice to Atlanta
8. CARR, JIM  
T, Jackson State
9. RASLEY, ROCKY  
G, Oregon State
10. BERGUM, BOB  
DE, Wisconsin-Platteville
11. WALKER, RON  
E, Morris Brown
12. HADLOCK, BOB  
DT, George Fox
13. WILSON, BOWIE  
RB, Southern California
14. HOEY, GEORGE  
FL, Michigan
15. GOUGH, FRED  
LB, Texas-Arlington
16. SPAIN, KEN  
DE, Houston
- 16B. STAHL, JOHN  
G, Fresno State  
(From Minnesota)
17. STEELE, GARY  
TE, Army

**1970**

1. OWENS, STEVE  
RB, Oklahoma
2. PARSON, RAY  
G, Minnesota
3. MITCHELL, JIM  
DE, Virginia State
4. Choice to New York Giants
5. PARKER, BOB  
G, Memphis State
6. TERRY, TONY  
DT, Southern California
7. GEDDES, KEN  
LB, Nebraska
8. Choice to St. Louis
9. WEAVER, HERMAN  
P, Tennessee
10. MAXWELL, BRUCE  
RB, Arkansas
11. LAIRD, ROGER  
DB, Kentucky State
12. MURRELL, EMANUEL  
DB, Cal-Poly SLO
13. HAVERDICK, DAVE  
DT, Morehead State
14. BROWN, CHARLIE  
WR, Northern Arizona
15. HANEY, BOB  
T, Idaho
16. TODD, JERRY  
DB, Memphis State
17. MARSHALL, JESSE  
DT, Centenary

**1971**

1. BELL, BOB  
DT, Cincinnati
2. THOMPSON, DAVE  
C, Clemson  
(From Philadelphia)
- 2B. WEAVER, CHARLIE  
LB, Southern California
3. CLARK, AL  
DB, Eastern Michigan
4. WOODS, LARRY  
DT, Tennessee State
5. NEWELL, PETE  
G, Michigan
6. HARRIS, FRANK  
QB, Boston College  
(From Los Angeles through Philadelphia)
- 6B. FRANKLIN, HERMAN  
WR, Southern California
7. WHELESS, BROWNIE  
T, Rice
8. LEE, KEN  
LB, Washington
9. ZOFKO, MICKY  
RB, Auburn
10. Choice to Philadelphia
11. WEBB, PHIL  
DB, Colorado State
12. PILCONIS, BILL  
WR, Pittsburgh
13. ABERCROMBIE, DAVID  
RB, Tulane
14. LORENZ, TOM  
TE, Iowa State
15. COATES, ED  
WR, Central Missouri
16. KUTCHINSKI, TOM  
DB, Michigan State
17. JOLLY, GORDON  
T, Utah

**1972**

1. ORVIS, HERB  
DE, Colorado
2. Choice to Atlanta
3. SANDERS, KEN  
DE, Howard Payne  
(From Philadelphia)
- 3B. Choice to Philadelphia
4. Choice to Dallas
5. Choice to Los Angeles
6. POTTS, CHARLES  
DB, Purdue
7. STODAMIRE, CHARLES  
WR, Portland State
8. STUCKY, HENRY  
DB, Missouri
9. McCLINTOCK, BILL  
DB, Drake
10. TEAL, JIM  
LB, Purdue
11. WALDRON, BOB  
DT, Tulane
12. BRADLEY, PAUL  
WR, Southern Methodist
13. KIRSCHNER, JOHN  
TE, Memphis State
14. KELLY, ERIC  
T, Whitworth
15. ROACH, STEVE  
LB, Kansas
16. JENKINS, LEON  
DB, West Virginia
17. TYLER, MIKE  
DB, Rice

**1973**

1. PRICE, ERNEST  
DE, Texas A&I
2. CROSSWHITE, LEON  
RB, Oklahoma
3. BRADY, JOHN  
TE, Washington  
(From Chicago)
- 3B. LASLAVIC, JIM  
LB, Penn State
- 3C. JOHNSON, LEVI  
DB, Texas A&I  
(From Oakland through Los Angeles)
4. HENNIGAN, MIKE  
LB, Tennessee Tech  
(From New Orleans)
- 4B. JAURON, DICK  
RB, Yale (From Atlanta)
- 4C. HOOKS, JIM  
RB, Central State (Okla.)
5. Choice to San Diego through Washington
6. Choice to St. Louis
7. ANDREWS, JOHN  
DT, Morgan State
8. McCARY, PRENTICE  
DB, Arizona State
- 8B. BLEDSOE, JOHN  
RB, Ohio State  
(From Cleveland)
9. DEAN, IRA  
DB, Baylor
10. BONNER, RAY  
DB, Middle Tennessee
11. FREEMAN, SCOT  
WR, Wyoming
12. SCOTT, TOM  
WR, Washington
13. MOSS, JOHN  
LB, Pittsburgh

14. COREY, JAY  
T, Santa Clara
15. HANSEN, DAN  
DB, Brigham Young
16. NICKLES, LARRY  
WR, Dayton
17. BELGRAVE, EARL  
T, Ohio State

**1974**

1. O'NEIL, ED  
LB, Penn State  
(From New Orleans)
- 1B. Choice to New Orleans
2. HOWARD, BILLY  
DT, Alcorn A&M
3. BUSSEY, DEXTER  
RB, Texas-Arlington
4. Choice to St. Louis
5. CAPRIA, CARL  
DB, Purdue
6. BURDEN, WILLIE  
RB, North Carolina State  
(From New Orleans)
- 6B. DAVIS, JIM  
G, Alcorn A&M
7. HERRERA, EFREN  
K, UCLA
8. DENIMARCK, MIKE  
LB, Emporia (Kan.)
9. Choice to Los Angeles
10. WOOLEY, DAVID  
RB, Central State (Okla.)
11. BLAIR, T.C.  
TE, Tulsa
12. WAKEFIELD, MARK  
WR, Tampa
13. ROTHWELL, FRED  
C, Kansas State
14. JONES, DAVID  
DB, Howard Payne
15. WELLS, JOHN  
G, Kansas State
16. WILSON, MYRON  
DB, Bowling Green
17. TEMPLE, COLLIS  
DE, Louisiana State

**1975**

1. BODEN, LYNN  
G, South Dakota State
2. ENGLISH, DOUG  
DT, Texas  
Choice to New Orleans through Minnesota
4. HERTWIG, CRAIG  
T, Georgia
5. Choice to Cleveland
6. COOPER, FRED  
DB, Purdue  
(From New Orleans)
- 6B. KING, HORACE  
RB, Georgia  
(From New England)
- 6C. FRANKLIN, DENNIS  
B-WR, Michigan
7. MURPHY, MIKE  
WR, Drake
8. THOMPSON, LEONARD  
RB, Oklahoma State
9. STRINKO, STEVE  
LB, Michigan
10. BOYD, BRAD  
TE, Louisiana State
11. MYERS, STEVE  
G, Ohio State

12. ROUNDTREE, ANDRE  
LB, Iowa State
13. SMITH, JIM  
RB, North Carolina Central
14. McMILLAN, JIM  
QB, Boise State
15. GREEN, RUDY  
RB, Yale
16. CHAVES, LES  
DB, Kansas State
17. LANCASTER, MARK  
G, Tulsa

**1976**

1. HUNTER, JAMES  
DB, Grambling  
(From Chicago)
- 1B. GAINES, LAWRENCE  
RB, Wyoming
2. LONG, KEN  
G, Purdue
- 2B. HILL, DAVID  
TE, Texas A&M  
(From Washington through  
San Diego)
3. BOLINGER, RUSS  
T, Long Beach State  
(From Chicago)
- 3B. WOODCOCK, JOHN  
DT, Hawaii  
4. Choice to Chicago through  
Miami
5. Choice to San Francisco
- 5B. SCAVELLA, STEADMAN  
LB, Miami (Fla.)  
(From Miami)  
6. Choice to New England
7. TEN NAPEL, GARTH  
LB, Texas A&M
8. SORENSON, RICH  
K, Chicago State  
(From Philadelphia through  
New England)
- 8B. BRASWELL, CHARLES  
DB, West Virginia
9. JONES, LEANELL  
TE, Long Beach State
10. BOWERMAN, BILL  
DB, New Mexico State
11. SHUGRUE, GARY  
DE-LB, Villanova
12. McCABE, MIKE  
C, South Carolina
13. JACOBS, MEL  
WR KR, San Diego State
14. ELSTON, LEONARD  
WR, Kentucky State
15. SMOCK, TRENT  
WR, Indiana
16. McCURDY, CRAIG  
LB, William & Mary
17. MEEKS, JIM  
DB, Boise State

**1977**

1. Choice to Buffalo
- WILLIAMS, WALT  
DB, New Mexico State
3. KANE, RICK  
RB, San Jose State
4. BLUE, LUTHER  
WR, Iowa State
5. CROSBY, RON  
LB, Penn State  
(From Seattle)
- 5B. Choice to Pittsburgh

6. Choice to San Diego
- 6B. REGGIE, PINKEY  
(From Minnesota through New  
England)
7. BLACK, TIM  
LB, Baylor
8. GRIFFIN, MARK  
T, North Carolina
9. MATHIESON, STEVE  
QB, Florida State
10. ANDERSON, GARY  
G, Stanford
11. DAYKIN, TONY  
LB, Georgia Tech
12. GREENWOOD, DAVE  
G-C, Iowa State

**1978**

1. BRADLEY, LUTHER  
DB, Notre Dame
2. BAKER, AL  
DE, Colorado State
3. Choice to Cleveland
4. FIFER, WILLIAM  
T, West Texas State
- 4B. ELIAS, HOMER  
G, Tennessee State  
(From Baltimore)
- 4C. TEARRY, LARRY  
C, Wake Forest  
(From Denver)
5. FOWLER, AMOS  
G, Southern Mississippi
- 5B. GRAY, DAN  
DE, Rutgers  
(From San Diego)
6. HICKS, DWIGHT  
DB, Michigan
- 6B. ARDIZZONE, TONY  
G, Northwestern  
(From San Diego)
- 6C. THOMPSON, JESSE  
WR, California  
(From Denver)
7. GIBSON, BRUCE  
RB, Pacific
8. BREECH, JIM  
K, California
9. Choice to San Francisco
10. ARRINGTON, FRED  
LB, Purdue
11. MURRAY, RICHARD  
DT, Oklahoma
12. PATTERSON, MARK  
DB, Washington State

**1979**

1. DORNEY, KEITH  
T, Penn State
2. FANTETTI, KEN  
LB, Wyoming
3. ROBINSON, BO  
RB, West Virginia
4. NORRIS, ULYSSES  
TE, Georgia  
(From Baltimore)
- 4B. BROOKS, JONATHAN  
LB, Clemson
5. Choice to San Francisco
- 5B. BROWN, WALT  
C, Pittsburgh  
(From San Diego through  
Baltimore)
6. Choice to Denver
7. Choice to Oakland through  
Cleveland

8. Choice to New York Giants
- 8B. MOHRING, JOHN  
LB, C.W. Post (From Seattle)
9. KOMLO, JEFF  
QB, Delaware
10. Choice to Miami
11. Choice to New York Giants
- 11B. COLE, EDDIE  
LB, Mississippi  
(From Dallas)
12. FORSTER, BOB  
C G, Brown
- 12B. SWEENEY, BRYAN  
WR, Texas A&I  
(From New England)

**1980**

1. SIMS, BILLY  
RB, Oklahoma
2. Choice to Minnesota through San  
Francisco
3. TURNURE, TOM  
C, Washington
- 3B. FRIEDE, MIKE  
WR, Indiana  
(From Baltimore)
4. HIPPLE, ERIC  
QB, Utah State
5. STREETER, MARK  
DB, Arizona
- 5B. GINN, TOM  
G, Arkansas  
(From Kansas City)
6. DIETERICH, CHRIS  
T, North Carolina State
7. MURRAY, EDDIE  
K, Tulane
8. Choice to Baltimore
9. JETT, DeWAYNE  
WR, Hawaii
- 9B. TUINEI, TOM  
DT, Hawaii  
(From San Francisco through  
Kansas City)
10. HENDERSON, HENRY  
DB, Utah State
11. SMITH, WAYNE  
DB, Purdue
12. WILLIAMS, RAY  
KR, Washington State

**1981**

1. NICHOLS, MARK  
WR, San Jose State
2. GREEN, CURTIS  
DE, Alabama State
3. GRECO, DON  
G, Western Illinois
4. PORTER, TRACY  
WR, Louisiana State
5. LEE, LARRY  
G, UCLA
6. JOHNSON, SAM  
DB, Maryland
7. SPIVEY, LEE  
G-T, Southern Methodist
8. NIZIOLEK, BOB  
TE, Colorado
9. JERNIGAN, HUGH  
DB, Arkansas
- 9B. MARTIN, DAVID  
DB, Villanova
10. CANNAVINO, ANOY  
LB, Michigan
11. JACKSON, WILLIE  
DB, Mississippi
12. Choice to Denver

**1982**

1. WILLIAMS, JIMMY  
LB, Nebraska
2. WATKINS, BOBBY  
CB, Southwest Texas State
3. DOUG, STEVE  
LB, New Hampshire
4. McNORTON, BRUCE  
CB, Georgetown (Ky.)
5. GRAHAM, WILLIAM  
S, Texas
6. MACHUREK, MIKE  
QB, Idaho State
7. BATES, PHIL  
FB, Nebraska  
(From Houston)
- 7B. SIMMONS, VICTOR  
WR, Oregon State
8. MOSS, MARTIN  
DT, UCLA
9. WAGONER, DAN  
CB, Kansas  
(From Oakland through  
Los Angeles)
- 9B. Choice to Miami
10. BARNES, ROOSEVELT  
LB, Purdue
11. LEE, EDWARD  
WR, South Carolina State
12. PORTER, RICKY  
RB, Slippery Rock
- 12B. RUBICK, ROB  
TE, Grand Valley State  
(From San Diego)

**1983**

1. JONES, JAMES  
FB, Florida
2. STRENGER, RICH  
T, Michigan
3. COFER, MICHAEL  
DE, Tennessee
4. CURLEY, AUGUST  
LB, Southern California
5. JOHNSON, DEMETRIOUS  
DB, Missouri  
(From Los Angeles Rams)
- 5B. MOTT, STEVE  
C, Alabama
6. BROWN, TODD  
WR, Nebraska
7. BLACK, MIKE  
P, Arizona State
8. STAPLETON, WILLIAM  
DB, Washington
9. Choice used in 1982 supplemental  
draft of Kevin Robinson  
DB, North Carolina A&T
10. LAUBE, DAVE  
G-T, Penn State
11. TATE, BEN  
FB, North Carolina
12. LANE, JIM  
C, Idaho State

**1984**

1. LEWIS, DAVID  
TE, California
2. MANDLEY, PETE  
WR, Northern Arizona
3. WILLIAMS, ERIC  
DT, Washington State  
(From San Diego through  
St. Louis)
- 3B. ANDERSON, ERNEST  
RB, Oklahoma

- 3C. BAACK, STEVE  
DE, Oregon  
(From Los Angeles Rams)
4. D'ADDIO, DAVE  
RB, Maryland
5. Choice to Los Angeles Rams
6. WITKOWSKI, JOHN  
QB, Columbia
7. CARTER, JIMMIE  
LB, New Mexico (From Indianapolis)
- 7B. ATKINS, RENWICK  
T, Kansas
8. JONES, DAVID  
C, Texas
9. HOLLINS, RICH  
WR, West Virginia
10. FRIZZELL, WILLIAM  
DB, North Carolina Central  
(From Indianapolis)
- 10B. THAXTON, JAMES  
DB, Louisiana Tech
11. SAXON, MIKE  
P, San Diego State
12. STRENO, GLENN  
C, Tennessee

**1985**

1. BROWN, LOMAS  
T, Florida
2. GLOVER, KEVIN  
C-G, Maryland
3. JOHNSON, JAMES  
LB, San Diego State
4. HANCOCK, KEVIN  
LB, Baylor
5. McINTOSH, JOE  
RB, North Carolina State
6. SHORT, STAN  
G, Penn State
7. STATEN, TONY  
CB, Angelo State
8. CALDWELL, SCOTTY  
RB, Texas-Arlington
9. JAMES, JUNE  
LB, Texas
10. BEAUFORD, CLAYTON  
WR, Auburn
11. HARRIS, KEVIN  
S, Georgia
12. WEAVER, MIKE  
G, Georgia

**1986**

1. LONG, CHUCK  
QB, Iowa
2. JAMES, GARRY  
RB, Louisiana State
3. MILINICHIK, JOE  
T, North Carolina State
4. MITCHELL, DEVON  
S, Iowa
5. SMITH, OSCAR  
RB, Nichols State
- 5B. GRIFFIN, ALLYN  
WR, Wyoming
9. PICKENS, LYLE  
CB, Colorado
10. JOHNSON, TRACY  
LB, Morningside
11. MELVIN, LELAND  
WR, Richmond
12. DURDEN, ALLAN  
S, Arizona

**1987**

1. ROGERS, REGGIE  
DE, Washington
2. Choice to Houston
3. BALL, JERRY  
NT, Southern Methodist  
S, Michigan
4. RIVERS, GARLAND  
S, Michigan
5. Choice to Seattle
6. LOCKETT, DANNY  
LB, Arizona
7. SALEAUMUA, DAN  
NT, Arizona State
- 7B. GIBSON, DENNIS  
LB, Iowa State
9. CALHOUN, RICK  
RB, Cal. State-Fullerton
10. BROWN, RAY  
WR, Southern California
11. SIVERLING, BRIAN  
TE, Penn State
12. LEE, GARRY  
WR, Georgia Tech

**1988**

1. BLADES, BENNIE  
S, Miami (Fla.)
- 2A. SPIELMAN, CHRIS  
LB, Ohio State
- 2B. CARTER, PAT  
TE, Florida State
3. ROUNDTREE, RAY  
WR, Penn State
4. WHITE, WILLIAM  
CB, Ohio State
5. ANDOLSEK, ERIC  
G, Louisiana State
6. PAINTER, CARL  
RB, Hampton
7. JAMES, JEFF  
WR, Stanford
8. HADD, GARY  
DT/NG Minnesota
- 9A. CORRINGTON, KIP  
FS, Texas A&M
- 9B. IRVIN, TODD  
T, Mississippi
10. CRAIG, PACO  
WR, UCLA
11. McCOIN, DANNY  
QB, Cincinnati

**1989**

1. SANDERS, BARRY  
RB, Oklahoma State
2. FORD, JOHN  
WR, Virginia
3. UTLEY, MIKE  
G-T, Washington State
4. CROCKETT, RAY  
DB, Baylor
5. PETE, LAWRENCE  
DT, Nebraska  
B, (From Philadelphia)
6. PEETE, RODNEY  
QB, Southern California
7. WOODS, JERRY  
DB, Northern Michigan
8. PARKER, CHRIS  
DT, West Virginia
9. MACCREADY, DEREK  
DE, Ohio State
10. PHILLIPS, JASON  
WR, Houston

11. KARPINSKI, KEITH  
LB, Penn State
12. CRIBBS, JAMES  
DE, Memphis State

**1990**

1. WARE, ANDRE  
DB, Houston
2. OWENS, DAN  
DE, Southern California
3. SPINDER, MARC  
DL, Pittsburgh
- 4A. HINCKLEY, ROB  
LB, Stanford
- 4B. OLDHAM, CHRIS  
CB, Oregon
5. CAMPBELL, JEFF  
WR, Colorado
6. HENRY, MAURICE  
RB, Kansas State
7. HAYWORTH, TRACY  
LB, Tennessee
- 8A. GREEN, WILLIE  
WR, Mississippi
- 8B. FORTIN, ROMAN  
T, San Diego State
9. LINN, JACK  
T, West Virginia
10. MILLER, BILL  
WR, Illinois State
11. WARNSLEY, REGINALD  
RB, Southern Mississippi
12. CLAIBORNE, ROBERT  
WR, San Diego State

**1991**

1. MOORE, HERMAN  
WR, Virginia
2. Choice to Dallas
3. BARRETT, REGGIE  
WR, Texas-EI Paso
4. SCOTT, KEVIN  
DB, Stanford
5. CONOVER, SCOTT  
G, Purdue
6. ANDREWS, RICH  
K, Florida State
7. THOMAS, FRANKLIN  
TE, Grambling
8. JACKSON, CEDRIC  
FB, Texas Christian
9. MILBURN, DARRYL  
DE, Grambling
10. Choice to Atlanta
11. WATKINS, SLIP  
WR, Louisiana State
12. ALEXANDER, ZENO  
LB, Arizona

**1992**

1. PORCHER, ROBERT  
DL, South Carolina State
- 2A. SCROGGINS, TRACY  
OLB, Tulsa
- 2B. HANSON, JASON  
K, Washington State  
(from Dallas)
3. McLEMORE, THOMAS  
TE, Southern University

4. Choice to Dallas
5. Choice to New Orleans
6. THARPE, LARRY  
T, Tennessee State
7. Choice to New England
8. CLAY, WILLIE  
CB, Georgia Tech
9. Choice to Dallas
10. Choice to New England
11. TILLISON, ED  
FB, NW Missouri State
12. Choice to New England

**1993**

1. Choice to New Orleans
2. McNEIL, RYAN  
CB, Miami (Fla.)  
(from New York Jets)
- 3A. LONDON, ANTONIO  
LB, Alabama
- 3B. COMPTON, MIKE  
C, West Virginia  
(from Cleveland)
4. Choice to New Orleans
5. Choice to New York Jets
6. JEFFRIES, GREG  
CB, Virginia
7. HALLOCK, TY  
LB, Michigan State
8. MINNIEFIELD, KEVIN  
CB, Arizona State

**1994**

1. MORTON, JOHNNIE  
WR, Southern California
2. MALONE, VAN  
S, Texas
3. BONHAM, SHANE  
DL, Tennessee
4. BRYANT, VAUGHN  
CB, Stanford
5. SEMPLE, TONY  
G, Memphis
6. BORGELLA, JOCELYN  
CB, Cincinnati
7. BEER, TOM  
LB, Wayne State

**1995**

1. ELLISS, LUTHER  
DE, Utah
2. Choice to San Diego
3. SLOAN, DAVID  
TE, New Mexico  
(from St. Louis)
4. Choice to St. Louis
- 5A. BOYD, STEPHEN  
LB, Boston College
- 5B. McCORVEY, KEZ  
WR, Florida State
- 5C. CHERRY, RONALD  
T, McNeese State
- 6A. HICKMAN, KEVIN  
TE, Navy
- 6B. SCHLESINGER, CORY  
FB, Nebraska
7. HEMPSTEAD, HESSLEY  
G, Kansas

**1996**

- 1A. BROWN, REGGIE  
LB, Texas A&M  
(from Seattle)
- 1B. HARTINGS, JEFF  
G, Penn State  
(from San Diego)
2. Choice to Denver
3. STEWART, RYAN  
S, Georgia Tech  
(from Oakland through New England)
4. FORD, BRAD  
CB, Alabama
5. WALDROUP, KERWIN  
DL, Central State (Oh.)
6. Choice to New England
7. Choice to Denver

**1997**

1. WESTBROOK, BRYANT  
CB, Texas
- 2A. ROQUE, JUAN  
T, Arizona State
- 2B. ABRAMS, KEVIN  
CB, Syracuse  
(from Dallas)
3. Choice to Dallas
- 4A. Choice to Dallas
- 4B. RUSSELL, MATT  
LB, Colorado
- 5A. CHRYPLEWICZ, PETE  
TE, Notre Dame
- 5B. ASHMAN, DUANE  
DE, Virginia
6. RAMIREZ, TONY  
T, Northern Colorado
- 7A. BATTLE, TERRY  
RB, Arizona State
- 7B. HARRIS, MARCUS  
WR, Wyoming
- 7C. JORDAN, RICHARD  
LB, Missouri Southern

**1998**


1. FAIR, TERRY  
CB, Tennessee
- 2A. CROWELL, GERMANE  
WR, Virginia
- 2B. BATCH, CHARLIE  
QB, Eastern Michigan  
(From Miami through Green Bay)
3. Choice to Miami
4. Choice to Oakland
5. Choice to Miami
6. Choice to Miami
- 6B. ALEXANDER, JAMAAL  
S, Southern Mississippi
7. LIWIENSKI, CHRIS  
T, Indiana

## Lions' Trades Since 1969

- Aug. 11, 1969** Lions acquired TE **KEN BAREFOOT** from Washington in exchange for the Lions' 6th round pick in the 1970 draft.
- Sept. 4, 1969** Lions traded RB **DAVE KOPAY** to Washington in exchange for the Redskins' 6th round pick in the 1970 draft. The pick was acquired from Detroit in the Ken Barefoot trade.
- Sept. 10, 1969** Lions acquired DT **DAN GOICH** from St. Louis in exchange for the Detroit's 8th round pick in the 1970 draft.
- May 11, 1970** Lions acquired DE **LEN PERSIN** from Philadelphia in exchange for Detroit's 10th round pick in the 1971 draft.
- Aug. 26, 1970** Lions acquired WR **CHUCK HUGHES** from Philadelphia in exchange for G **ROBERT PARKER**.
- Sept. 9, 1970** Lions traded DT **DENIS MOORE** to Philadelphia in exchange for the Eagles' 6th round pick, acquired from the Los Angeles Rams, in the 1971 draft.
- Oct. 6, 1970** Lions traded RB **LARRY WATKINS** to Philadelphia in exchange for the Eagles' 2nd round pick in the 1971 draft.
- Jan. 28, 1971** Lions traded QB **GREG BARTON** to Philadelphia in exchange for the Eagles' 2nd round pick in the 1971 draft and the Eagles' 2nd and 3rd round picks in the 1972 draft.
- May 7, 1971** Lions acquired LB **CARL CUNNINGHAM** from Denver in exchange for T **ROGER SHOALS**.
- July 7, 1971** Lions acquired WR **RON JESSIE** from the Los Angeles Rams in exchange for the Lions' 4th round pick in the 1972 draft.
- Aug. 16, 1971** Lions traded LB **CARL CUNNINGHAM** to New Orleans in exchange for the Saints' 4th round pick in the 1973 draft.
- Sept. 1, 1971** Lions acquired DE **DICK EVEY** from Los Angeles in exchange for the Detroit's 5th round pick in the 1972 draft.
- Sept. 9, 1971** Lions acquired RB **PAUL GIPSON** from Atlanta in exchange for Detroit's 2nd round pick in the 1972 draft.
- Sept. 29, 1971** Lions acquired QB **BILL CAPPLEMAN** from Philadelphia in exchange for Detroit's 3rd round pick in the 1972 draft, with the condition that Detroit agrees that no further compensation is due them from the Eagles for **LARRY WATKINS**, acquired in 1970.
- Feb. 1, 1972** Lions acquired DB **RUDY REDMOND**, RB **SONNY CAMPBELL** and Atlanta's 4th round pick in the 1973 draft from Atlanta in exchange for Detroit's 2nd round pick in the 1972 draft.
- Apr. 14, 1972** Lions acquired DE **JOE SCHMIESING** from St. Louis in exchange for T **RAY PARSON**.
- July 31, 1972** Lions traded DT **JERRY RUSH** to Cleveland in exchange for the Browns' 8th round pick in the 1973 draft.
- Aug. 22, 1972** Lions traded DB **AL CLARK** to Los Angeles in exchange for a 3rd round draft pick in the 1973 draft, which the Rams acquired from Oakland.
- Sept. 5, 1972** Lions acquired LB **RICK OGLE** from St. Louis in exchange for Detroit's 6th round pick in the 1973 draft.
- Sept. 5, 1972** Lions acquired TE **JOHN HILTON** from Washington in exchange for Detroit's 5th round pick in the 1973 draft.
- Jan. 30, 1973** Lions traded TE **CRAIG COTTON** and their 1st round pick in the 1973 draft to Chicago in exchange for Kansas City's 1st round pick in the 1973 draft and Chicago's 3rd round pick in the 1973 draft.
- Apr. 10, 1973** Lions traded LB **ADRIAN YOUNG** to New Orleans in exchange for the Saints' 6th round pick in the 1974 draft.
- June 13, 1973** Lions traded DT **JOE SCHMIESING** to Baltimore in exchange for the Colts' 4th round pick in the 1974 draft.
- July 26, 1973** Lions acquired G **BRIAN GOODMAN** from Los Angeles in exchange for Detroit's 9th round pick in the 1974 draft.
- July 27, 1973** Lions acquired WR **JIM O'BRIEN** from Baltimore in exchange for all consideration sent to Detroit for **JOE SCHMIESING** (Baltimore's 4th round pick in the 1974 draft).
- Aug. 1, 1973** Lions traded DT **JOHN GORDON** to Baltimore in exchange for the Colts' 10th round draft pick in the 1974 draft.
- Aug. 30, 1973** Lions traded LB **ED MOONEY** to Baltimore in exchange for the Colts' 5th round pick in the 1974 draft.
- Sept. 6, 1973** Lions acquired DB **WILLIE GERMANY** from Atlanta in exchange for Detroit's 5th round pick in the 1974 draft which was obtained from Baltimore in the **ED MOONEY** trade.
- Sept. 7, 1973** Lions acquired DB **MILLER FARR** from St. Louis in exchange for the Lions' 4th round pick in the 1974 draft.
- Jan. 31, 1974** Lions traded DB **WILLIE GERMANY** to Philadelphia in exchange for C **MIKE EVANS**.
- Feb. 26, 1974** Lions acquired **DB BEN DAVIS** from Cleveland in exchange for Detroit's 5th round pick in the 1975 draft.
- May 14, 1974** Lions traded LB **JIM TEAL** to Los Angeles in exchange for the Rams' 9th round pick in the 1975 draft.
- Aug. 7, 1974** Lions acquired **DB CHARLIE POTTS** from St. Louis in exchange for cash (\$200).
- Aug. 16, 1974** Lions acquired QB **ED HARGETT** from Houston in exchange for Detroit's 15th round pick in the 1975 draft.
- Aug. 17, 1974** Lions traded QB **BILL CAPPLEMAN** in exchange for QB **SAM WYCHE**.
- Aug. 21, 1974** Lions traded WR **AL BARNES** to Denver in exchange for RB **JIMMIE JONES**.
- Aug. 29, 1974** Lions acquired **DB LEROY MITCHELL** from Denver in exchange for Detroit's 9th round pick in the 1975 draft.
- Sept. 10, 1974** Lions acquired WR **TIM GEORGE** from Cincinnati in exchange for cash (\$100).
- Sept. 10, 1974** Lions acquired **DB CHARLES WEST** from Minnesota in exchange for Detroit's 3rd round pick in the 1975 draft.
- Oct. 22, 1974** Lions acquired QB **JOE REED** from San Francisco in exchange for Detroit's 5th round pick in the 1975 draft.
- Jan. 29, 1975** Lions traded RB **LEON CROSSWHITE** to New England in exchange for the Patriots' 6th round pick in the 1975 draft and an 8th round pick in the 1976 draft that New England acquired from Philadelphia.
- Feb. 3, 1975** Lions traded G **CHUCK WALTON** to Denver in exchange for LB **BILL LASKEY**.
- May 29, 1975** Lions traded C **ED FLANAGAN** to San Diego in exchange for a 2nd round pick, from Washington through San Diego, in the 1976 draft.
- July 30, 1975** Lions acquired C **JON MORRIS** from New England in exchange for Detroit's 6th round pick in the 1976 draft.

- Aug. 1, 1975** Lions traded WR **RON JESSIE** to Los Angeles in exchange for a 1st round pick, from Green Bay through Los Angeles, in the 1976 draft.
- Aug. 21, 1975** Lions acquired TE **JOHN MCKAKIN** from Pittsburgh in exchange for Detroit's 5th round pick in the 1977 draft.
- Sept. 8, 1975** Lions acquired LB **LARRY BALL** and a 5th round pick in the 1976 draft from Miami in exchange for Detroit's 4th round pick in the 1976 draft.
- Apr. 8, 1976** Lions traded their 1st round pick, acquired from Green Bay through Los Angeles, in the 1976 draft to Chicago in exchange for the Bears' 1st and 3rd round picks in the 1976 draft.
- July 22, 1976** Lions acquired WR **J.D. HILL** from Buffalo in exchange for Detroit's 1st round pick in the 1977 draft.
- July 23, 1976** Lions acquired G **MARK MARKOVICH** from San Diego in exchange for Detroit's 6th round pick in the 1977 draft.
- Aug. 25, 1976** Lions traded TE **LEANELL JONES** to San Diego in exchange for cash (\$200).
- Sept. 6, 1976** Lions traded WR **MARLIN BRISCOE** to New England in exchange for a 6th round pick, from Minnesota through New England, in the 1977 draft.
- Sept. 6, 1976** Lions traded QB **BILL MUNSON** to Seattle in exchange for the Seahawks' 5th round pick in the 1977 draft.
- June 17, 1977** Lions traded P **HERMAN WEAVER** to Denver in exchange for the Broncos' 4th and 6th round picks in the 1978 draft.
- Aug. 11, 1977** Lions acquired RB **MARV HUBBARD** from Oakland in exchange for cash (\$100).
- Aug. 19, 1977** Lions acquired K **FRED STEINFORT** from Seattle in exchange for cash (\$100).
- Sept. 1, 1977** Lions acquired K **STEVE MIKE-MAYER** from San Francisco in exchange for Detroit's 8th round pick in the 1978 draft.
- Apr. 27, 1978** Lions acquired LB **DAVE WASHINGTON** from San Francisco in exchange for Detroit's 5th round pick in the 1979 draft.
- Apr. 28, 1978** Lions acquired the draft rights to P **TOM SKLADANY** from Cleveland in exchange for Detroit's 3rd round pick in the 1978 draft and Detroit's 7th round pick in the 1979 draft.
- May 1, 1978** Lions traded DT **HERB ORVIS** to Baltimore in exchange for WR **FREDDIE SCOTT** and the Colts' 4th round pick in the 1978 draft.
- May 2, 1978** Lions traded LB **JIM LASLAVIC** to San Diego in exchange for the Chargers' 5th and 6th round picks in the 1978 draft.
- May 11, 1978** Lions traded T **ROCKNE FREITAS** to Tampa Bay in exchange for the Buccaneers' 4th round pick in the 1979 draft.
- July 20, 1978** Lions acquired DB **JIMMY ALLEN** from Pittsburgh in exchange for the 4th round pick in the 1979 draft acquired from Tampa Bay.
- Aug. 2, 1978** Lions acquired DT **DAVE GALLAGHER** from the New York Giants in exchange for Detroit's 8th round pick in the 1979 draft.
- Aug. 2, 1978** Lions acquired RB **MARSH WHITE** from the New York Giants in exchange for Detroit's 11th round pick in the 1979 draft.
- Aug. 14, 1978** Lions acquired TE **BILL GAY** from Denver in exchange for DB **CHARLIE WEST** and Detroit's 6th round pick in the 1979 draft.
- Aug. 14, 1978** Lions acquired DE **JIM MITCHELL** from New England in exchange for T **BOB MCKAY**.
- Aug. 16, 1978** Lions acquired RB **JOHN BROCKINGTON** from Kansas City in exchange for RB **EDDIE PAYTON**.
- Aug. 16, 1978** Lions traded K **SKIP BUTLER** to Dallas in exchange for the Cowboys' 11th round pick in the 1979 draft.
- Aug. 23, 1978** Lions acquired C **MIKE MONTLER** from Denver in exchange for Detroit's 8th round pick in the 1980 draft.
- Aug. 28, 1978** Lions acquired T **KARL BALDISCHWILER** from Miami in exchange for Detroit's 10th round pick in the 1979 draft.
- Aug. 28, 1978** Lions acquired LB **GARTH TEN NAPEL** from Atlanta in exchange for cash (\$500).
- Sept. 27, 1978** Lions traded DE **ERNIE PRICE** to Seattle in exchange for DE **BILL COOKE** and the Seahawks' 8th round pick in the 1979 draft.
- Jan. 9, 1979** Lions acquired a 12th round pick in the 1979 draft from New England in exchange for past considerations.
- Apr. 16, 1979** Lions acquired T **GORDON JOLLEY** from Seattle in exchange for past consideration.
- Apr. 30, 1979** Lions traded QB **GREG LANDRY** to Baltimore in exchange for the Colts' 4th round pick in the 1979 draft, a 5th round pick, from San Diego through Baltimore, in the 1979 draft and the Colts' 3rd round pick in the 1980 draft.
- Aug. 20, 1979** Lions acquired DT **CLEVELAND ELAM** from San Francisco in exchange for Detroit's 2nd round pick in the 1980 draft.
- Apr. 8, 1980** Lions acquired the 8th round pick traded to Denver in the **MIKE MONTLER** trade in exchange for Detroit's 12th round pick in the 1981 draft and past considerations from the Montler trade.
- Apr. 10, 1980** Lions traded C **LARRY TEARRY** to Kansas City in exchange for the Chiefs' 5th round pick and a 9th round pick, from San Francisco through Kansas City, in the 1980 draft.
- Apr. 24, 1980** Lions acquired LB **STAN WHITE** from Baltimore in exchange for Detroit's 8th round pick in the 1980 draft.
- July 24, 1980** Lions traded LB **ED O'NEIL** to New England in exchange for the Patriots' 9th round pick in the 1981 draft.
- Aug. 12, 1981** Lions traded T **BILL SEARCEY** to Miami in exchange for the Dolphins' 12th round pick in the 1982 draft.
- Aug. 18, 1981** Lions acquired LB **STEVE TOWLE** from Miami in exchange for Detroit's 9th round pick in the 1982 draft.
- Aug. 19, 1981** Lions traded T **LEE SPIVEY** to Washington in exchange for the Redskins' 12th round pick in the 1982 draft.
- Apr. 26, 1983** Lions traded G **RUSS BOLINGER** to the Los Angeles Rams in exchange for the Rams' 5th round pick in the 1983 draft.
- Apr. 26, 1983** Lions acquired DT **MIKE FANNING** from the Los Angeles Rams in exchange for Detroit's 5th round pick in 1984.
- July 21, 1983** Lions traded DE **AL BAKER** to St. Louis in exchange for the Cardinals' 3rd and 8th round picks in the 1984 draft.
- July 29, 1983** Lions traded T **KARL BALDISCHWILER** to Baltimore in exchange for the Colts' 7th round pick in the 1984 draft.
- Aug. 24, 1983** Lions traded TE **DAVID HILL** to the Los Angeles Rams in exchange for the Rams' 3rd round pick in the 1984 draft.
- Aug. 29, 1983** Lions traded WR **TRACY PORTER** to Baltimore in exchange for the Colts' 11th round pick in the 1984 draft.
- Aug. 27, 1984** Lions acquired LB **ANGELO KING** from Dallas in exchange for Detroit's 6th round pick in the 1986 draft.
- May 1, 1985** Lions traded QB **GARY DANIELSON** to Cleveland in exchange for the Browns' 3rd round pick in 1986.

- May 3, 1985** Lions acquired QB **JOE FERGUSON** from the Buffalo Bills in exchange for Detroit's 7th round pick in 1986 draft.
- July 25, 1985** Lions traded WR **ROBBIE MARTIN** to Indianapolis in exchange for RB **ALVIN MOORE**.
- Aug. 21, 1985** Lions traded LB **GARY COBB** to Philadelphia in exchange for RB **WILBERT MONTGOMERY**.
- Sept. 1, 1986** Lions acquired LB **SHELTON ROBINSON** from Seattle in exchange for Detroit's 5th round pick in the 1987 draft.
- Sept. 22, 1986** Lions acquired T **HARVEY SALEM** from Houston in exchange for Detroit's 2nd round pick in the 1987 draft.
- Nov. 10, 1987** Lions traded TE **JIMMIE GILES** to Philadelphia in exchange for the Eagles' 9th round pick in the 1988 draft.
- Sept. 1 1987** Lions acquired TE **DEREK RAMSEY** from Indianapolis in exchange for Detroit's 12th round pick in the 1988 draft.
- May 2, 1990** Lions traded QB **CHUCK LONG** to the Los Angeles Rams in exchange for the Rams' 3rd round pick in the 1991 draft.
- Aug. 20, 1990** Lions acquired RB **GREG PATERRA** from Atlanta in exchange for Detroit's 10th round pick in the 1991 draft.
- Aug. 26, 1990** Lions traded WR **JOHN FORD** to Seattle in exchange for an undisclosed conditional draft pick.
- Sept. 13, 1990** Lions traded DE **ERIC WILLIAMS** to Washington in exchange for RB **JAMES WILDER**.
- Apr. 21, 1991** Lions acquired **KELVIN PRITCHETT** from Dallas in exchange for Detroit's 2nd, 3rd and 4th round picks in the 1991 draft.
- Aug. 22, 1991** Lions acquired WR **BRETT PERRIMAN** from New Orleans in exchange for Detroit's 5th round pick in the 1992 draft.
- Oct. 8, 1991** Lions traded T **HARVEY SALEM** to Denver in exchange for the Broncos 3rd round pick in the 1992 draft.
- Apr. 26, 1992** Lions acquired Dallas' 2nd round pick in the 1992 draft in exchange for Detroit's 3rd, 4th and 9th round picks in the 1992 draft.
- Apr. 27, 1992** Lions acquired New England's 6th round pick in the 1992 draft in exchange for Detroit's 6th, 7th, 10th and 12th round picks in the 1992 draft.
- Apr. 23, 1993** Lions traded NT **JERRY BALL** to Cleveland in exchange for the Browns' 3rd round pick in the 1993 draft.
- Apr. 25, 1993** Lions acquired LB **PAT SWILLING** from New Orleans in exchange for the Lions' 1st and 4th round picks in the 1993 draft.
- Apr. 25, 1993** Lions acquired the New York Jets' 2nd round pick in the 1993 draft in exchange for Detroit's 2nd and 5th round picks in the 1993 draft.
- Apr. 27, 1994** Lions traded WR **REGGIE BARRETT** to Seattle in exchange for the Seahawks' 5th round pick in the 1995 draft.
- July 12, 1994** Lions traded S **WILLIAM WHITE** to the Kansas City Chiefs in exchange for an undisclosed, conditional draft pick.
- March 2, 1995** Lions acquired P **HAROLD ALEXANDER** from the Atlanta Falcons in exchange for an undisclosed, conditional draft pick.
- April 17, 1995** Lions traded RB **DERRICK MOORE** to the San Francisco 49ers in exchange for the 49ers' 4th round pick in the 1995 draft.
- April 22, 1995** Lions acquired San Diego's 1st round pick in the 1996 draft in exchange for Detroit's 2nd round pick in the 1995 draft.
- April 22, 1995** Lions acquired St. Louis' 3rd round pick in the 1995 draft in exchange for Detroit's 3rd and 4th round picks in the 1995 draft.
- May 30, 1995** Lions acquired CB **COREY RAYMOND** from Jacksonville in exchange for LB **TY HALLOCK**.
- April 12, 1996** Lions acquired RB/KR **GLYN MILBURN** from Denver in exchange for two undisclosed draft picks.
- April 20, 1996** Lions acquired Seattle's first round pick in the 1996 draft in exchange for Detroit's first and third round picks in the 1996 draft.
- April 20, 1996** Lions acquired New England's third round pick in the 1996 draft in exchange for Detroit's third, fourth and sixth round picks in the 1996 draft.
- April 19, 1997** Lions acquired Dallas' second round pick in the 1997 draft in exchange for Detroit's third and fourth round picks in the 1997 draft.
- March 25, 1998** Lions acquired LB **ROB FREDRICKSON** from Oakland in exchange for Detroit's fourth round pick in the 1998 draft.
- April 18, 1998** Lions acquired Miami's second round pick (through Green Bay) in the 1998 draft in exchange for Detroit's third, fifth and sixth round picks in the 1998 draft.
- April 21, 1998** Lions acquired a conditional 1999 draft pick from the Green Bay Packers in exchange for RB/KR **GLYN MILBURN**.



*The Lions acquired LB Rob Fredrickson from Oakland on March 25, 1998.*

# Detroit's All-Time Player Roster

Includes All Lions Who Have Played in at Least One Regular Season Game

## A

Abrams, Kevin, CB Syracuse 1997  
 Adams, Abraham, E, Indiana 1949  
 Adams, Ernie, LB, Illinois 1987  
 Ahrens, Dave, LB, Wisconsin 1988  
 Aiello, Anthony, B, Youngstown 1944  
 Alderman, Grady, G, Detroit 1960  
 Alexander, Bruce, CB, Stephen F. Austin 1989-91  
 Alford, Mike, C, Auburn 1966  
 Allen, Jimmy, DB, UCLA 1978-81  
 Allen, Nate, DB, Texas Southern 1979  
 Allerman, Kurt, LB, Penn State 1985  
 Andersen, Stanley, E, Stanford 1941  
 Anderson, Gary, RB, Arkansas 1993  
 Anderson, Gary, G, Stanford 1977-78  
 \*Andolsek, Eric, G, LSU 1988-91  
 Ane, Charles, T, USC 1953-59  
 Arena, Anthony, C, Michigan State 1942-46  
 Arnold, Jim, P, Vanderbilt 1986-93  
 Ashcom, Richard, T, Oregon 1943  
 Atkins, George, G, Auburn 1955  
 Atty, Alexander, G, West Virginia 1941  
 Austin, James, E, St. Mary's 1939

## B

Baack, Steve, DE, Oregon 1984  
 Bailey, Byron, B, Washington State 1953-54  
 Bailey, Robert, CB, Miami (Fla.) 1997-  
 Baker, Al, DE, Colorado State 1978-82  
 Baker, John, DE, North Carolina College 1968  
 Baldschwiler, Karl, T, Oklahoma 1978-82  
 Ball, Jerry, NT, SMU 1987-92  
 Ball, Larry, LB, Louisville 1975  
 Banas, Stephen, B, Notre Dame 1935  
 Banjavic, Emil, B, Arizona 1942  
 Banonis, Vincent, C, Detroit 1951-53  
 Barle, Louis, B, Duluth 1938  
 Barnes, Al, WR, New Mexico State 1971-73  
 Barnes, Roosevelt, LB, Purdue 1982  
 Barney, Lem, DB, Jackson State 1967-77  
 Barr, Terry, B, Michigan 1957-65  
 Barrett, Reggie, WR, UTEP 1991-93  
 Barrows, Scott G-C-T, West Virginia 1986-88  
 Barton, Greg, QB, Tulsa 1969  
 Bass, Mike, DB, Michigan 1967  
 \*Batinsky, Stanley, G, Temple 1941-47  
 Batten, Pat, FB, Hardin-Simmons 1964  
 Baumgartner, Maxie, E, Texas 1948  
 Beaty, Doug, RB, Appalachian State 1988  
 Beemer, Bob, DE, Toledo 1987  
 Beer, Tom, LB, Wayne State 1994-96  
 \*Behan, Charles, E, DeKalb 1942  
 Belichick, Stephen, B, Case Western Reserve 1941  
 Bell, Anthony, LB, Michigan State 1991  
 Bell, Bob, DT, Cincinnati 1971-73  
 Benson, Charles, DE, Baylor 1987  
 \*Bernard, Charles, C, Michigan 1934  
 Bernard, Karl, RB, S.W. Louisiana 1987-88

Berrang, Edward, E, Villanova 1951  
 \*Berry, Connie M., E, North Carolina State 1939  
 \*Bingaman, Lester, G, Illinois 1948-54  
 Black, Mike, P, Arizona State 1983-87  
 Blades, Bennie, DB, Miami (Fla.) 1988-96  
 Blair, T.C., TE, Tulsa 1974  
 Bland, Carl, WR, Virginia Union 1984-88  
 Blessing, Paul, E, Nebr. State Tchrs. 1944  
 Blue, Luther, WR, Iowa State 1977-79  
 Blundin, Matt, QB, Virginia 1997  
 Boadway, Steve, LB, Arizona 1987  
 Boden, Lynn, T, South Dakota State 1975-78  
 \*Bodenger, Maurice, G, Tulane 1934  
 Bolinger, Russ, G, Long Beach State 1976-82  
 Bolton, Andy, RB, Fisk 1976-78  
 Bonham, Shane, DE, Tennessee 1994-97  
 Booth, Richard, B, Case Western Reserve 1941, 45  
 Borgella, Jocelyn, CB, Cincinnati 1994-96  
 Bostic, John, DB, Bethune-Cookman 1985-87  
 Bouwens, Shawn, G, Nebraska-Wesleyan 1991-94  
 Bowman, William, B, William & Mary 1954, 56  
 \*Box, Cloyce, E, West Texas State 1949-50, 52-54  
 Boyd, Thomas, LB, Alabama 1987  
 Boyd, Tommie, WR, Toledo 1997-  
 Boyd, Stephen, LB, Boston College 1995-  
 Bradley, Danny, WR, Nebraska 1987  
 Bradley, Luther, DB, Notre Dame 1978-81  
 Bradshaw, Charlie, T, Baylor 1967-68  
 Brettschneider, Carl, LB, Iowa State 1960-63  
 Briggs, Paul, T, Colorado 1948  
 Brill, Howard, B, Wichita 1939  
 Brim, Michael, CB, Virginia Union 1989  
 Briscoe, Marlin, WR, Nebraska-Omaha 1975-76  
 Britt, Maurice, E, Arkansas 1941  
 Brock, Lou, DB, USC 1988  
 Brock, Willie, C, Colorado 1978  
 Brooks, Jon, LB, Clemson 1979  
 Brooks, Kevin, DE, Michigan 1989-90  
 Brooks, Michael, LB, LSU  
 Brooks, Steve, TE, Occidental, 1996  
 Brown, Arnold, DB, North Carolina Central 1985-86  
 Brown, Charlie, WR, Northern Arizona 1970  
 Brown, Howard, G, Indiana 1948-50  
 Brown, Lomas, T, Florida 1985-95  
 Brown, Mark, LB, Purdue 1989-91  
 Brown, Marvin, B, East Texas State 1957  
 Brown, Reggie, LB, Texas A&M 1996-97  
 Brown, Roger, T, Maryland State 1960-66  
 Brumley, Robert, B, Rice 1945  
 Bulger, Chester, T, Auburn 1950  
 Bundra, Mike, T, USC 1962-63  
 Burz, Dan, LB, Cal. State-Long Beach 1985  
 Burns, Mike, DB, USC 1978

Burton, Leonard, C, South Carolina 1992-94  
 Busich, Samuel, E, Ohio 1943  
 Bussey, Dexter, RB, Texas-Arlington 1974-84  
 Butcher, Paul, LB, Wayne State 1986-88

## C

Caddel, Ernie, B, Stanford 1934-38  
 Cain, James, E, Alabama 1950-55  
 Cain, Pat, C-G, Wichita State 1987  
 \*Callahan, J.R., B, Texas 1946  
 Callihan, William, B, Nebraska 1940-45  
 Callicutt, Ken, RB, Clemson 1978-82  
 Calvelli, Anthony, C, Stanford 1939-40  
 Campbell, Jeff, WR, Colorado 1990-93  
 Campbell, Mike, RB, Lenoir Rhyne 1968  
 Campbell, Stanley, G, Iowa State 1952, 55-58  
 Cappelman, Bill, QB, Florida State 1971-73  
 Capria, Carl, DB, Purdue 1974  
 Cardwell, Lloyd, B, Nebraska 1937-43  
 Carpenter, Lewis, B, Arkansas 1953-55  
 Carr, Carl, LB, North Carolina 1987  
 Carrier, Mark, S, USC 1997-  
 Carrington, Darren, CB, Northern Arizona 1990  
 Carter, Anthony, WR, Michigan 1994-95  
 Carter, Pat, TE, Florida State 1988  
 Cassidy, Howard, B, Ohio State 1956-61, 63  
 \*Caston, Toby, LB, LSU 1989-93  
 Caver, James, WR, Missouri 1983  
 Cesare, Billy, DB, Miami (Fla.) 1982  
 Chadwick, Jeff, WR, Grand Valley State 1983-88  
 Chandler, Karl, C, Princeton 1978  
 Chantiles, Thomas, T, USC 1942  
 Chapman, Clarence, DB, Eastern Michigan 1985  
 Chase, Benjamin, G, Navy 1947  
 Cherry, Raphael, DB, Hawaii 1987-88  
 Christensen, Frank, Utah 1934-37  
 \*Christensen, George, T, Oregon 1934-38  
 Christiansen, Jack, B, Colorado A&M 1951-58  
 Chryplewicz, Pete, TE, Notre Dame 1997-  
 Cifelli, August, T, Notre Dame 1951-53  
 Cifers, Robert, B, Tennessee 1944-46  
 Clark, Al, DB, Eastern Michigan 1971  
 Clark, Dexter, DB, Toledo 1987  
 \*Clark, Earl "Dutch", B, Colorado 1934-38  
 Clark, Ernie, LB, Michigan State 1963-67  
 Clark, Jessie, RB, Arkansas 1988  
 Clark, Robert, WR, North Carolina Central 1989-91  
 Clark, Wayne, E, Utah 1944-45  
 Clay, Willie, DB, Georgia Tech 1992-95  
 \*Clemens, Raymond, G, Central Oklahoma State 1939  
 Cline, Jackie, DE, Alabama 1990  
 Cline, Ollie, B, Ohio State 1950-53  
 Clowes, John, T, William & Mary 1951  
 Cobb, Garry, LB, USC 1979-84

- Cody, Bill, LB, Auburn 1966  
 Coler, Michael, DE-LB, Tennessee 1983-92  
 Cogdill, Gail, E, Washington State 1960-68  
 Cole, Eddie, LB, Mississippi 1979-80  
 Colella, Thomas, B, Canisius 1941-43  
 Colon, Harry, DB, Missouri 1992-94, 97  
 Compton, Dick, B, McMurry 1962-64  
 Compton, Mike, G, West Virginia 1993-  
 Concannon, Jack, QB, Boston College  
 1975  
 Conlee, Gerald, C, St. Mary's 1943  
 Conover, Scott, T, Purdue 1991-96  
 Cook, Gene, E, Toledo 1959  
 Cook, Ted, E, Alabama 1974  
 Cooke, Bill, DT, Massachusetts 1978  
 \*Cooper, Harold, B, Detroit 1937  
 Corgan, Michael, B, Notre Dame 1943  
 Cotton, Craig, TE, Youngstown 1969-72  
 Contrell, Bill, T, Delaware Valley 1967-70  
 Crabtree, Clement, T, Wake Forest 1940-41  
 Craig, Paco, WR, UCLA 1988  
 Creekmur, Lou, T, William & Mary 1950-59  
 Cremer, Theodore, E, Auburn 1946-48  
 Cribbs, James, Memphis State 1989  
 Crockett, Ray, CB, Baylor 1989-93  
 Croft, Don, DT, UTEP 1976  
 Cronin, Gene, G, Pacific 1956-59  
 Crosby, Ron, LB, Penn State 1977  
 Crosswhite, Leon, RB, Oklahoma, 1973-74  
 Culp, Curley, DT, Arizona State 1980-81  
 Curley, August, LB, USC 1983-86
- D**  
 D'Addio, Dave, FB, Maryland 1984  
 D'Alonzo, Peter, B, Villanova 1951-52  
 Dallafior, Ken, G, Minnesota 1989-92  
 Danielson, Gary, QB, Purdue 1976-84  
 Darby, Byron, USC 1989  
 David, James, B, Colorado A&M 1952-59  
 Davis, Ben, DB, Defiance 1974-76  
 Davis, Glenn, E, Ohio State 1960-61  
 Davis, Jerome, NT, Ball State 1987  
 Davis, Mill, HB, UCLA 1956  
 Dawley, Frederick, B, Michigan 1944  
 Dawson, Mike, DT, Arizona 1983  
 Daykin, Tony, LB, Georgia Tech 1977-78  
 DeCorrevont, William, B, Northwestern  
 1946  
 DeFruiter, Robert, B, Nebraska 1947  
 Delaney, Jeff, DB, Pittsburgh 1981  
 \*DeMarco, Mario, G, Miami (Fla.) 1949  
 Dennis, Guy, G, Florida 1973-75  
 DePoyster, Jerry, K, Wyoming 1968  
 Derby, John, LB, Iowa 1992  
 DeShane, Charles, B, Alabama 1945-49  
 Dibble, Dorne, E, Michigan State 1951,  
 53-57  
 Dickel, Dan, LB, Iowa 1978  
 \*Diehl, David, E, Michigan State 1939-40,  
 44-45  
 Dielerich, Chris, T, North Carolina State  
 1980-86  
 Diorio, Jerry, TE, Michigan 1987  
 Dodge, Kirk, LB, UNLV 1984-85  
 Doig, Steve, LB, New Hampshire 1984-85  
 Doll, Donald, B, USC 1949-52  
 Dollinger, Tony, FB, Evangel 1987
- \*Doran, James, E, Iowa State 1951-59  
 \*D'Orazio, Joseph, T, Ithaca 1944  
 Dorney, Keith, T-G, Penn State 1979-87  
 Dove, Robert, E-G, Notre Dame 1952-54  
 Dozier, D.J., RB, Penn State 1991  
 Dronett, Shane, DE, Texas 1996  
 Dublinski, Thomas, QB, Utah 1952-54  
 Dubzinski, Walter, G, Boston College  
 1941  
 Dubish, Andrew, C, Georgia 1948  
 Duckens, Mark, DE, Arizona State 1990  
 Dudley, William, B, Virginia 1947-49  
 Dugger, John, E, Ohio State 1947-48  
 Duncan, James, E, Wake Forest 1950  
 Duncan, Rick, P, E, Montana State 1969  
 Dunlap, Leonard, DB, North Texas State  
 1975
- E**  
 Earon, Blaine, E, Duke 1952-53  
 \*Ebbing, Harry, E, St. Mary's 1934-37  
 Eddy, Nick, RB, Notre Dame 1968-72  
 Edwards, Stan, FB, Michigan 1987  
 Ehrmann, Joe, DT, Syracuse 1981-82  
 Elden, Edmund, B, Scranton 1944  
 Eiland, Cleveland, DT, Tennessee State  
 1979  
 Elder, Donnie, DB, Memphis State 1986  
 Elias, Homer, G, Tennessee State 1978-84  
 Ellerson, Gary, RB, Wisconsin 1987  
 Ellis, Ken, DB, Southern 1979  
 \*Ellis, Lawrence, B, Syracuse, 1948  
 Elliss, Luther, DE, Utah 1995-  
 Emerick, Robert, T, Miami (Oh.) 1934  
 Emerson, Gover, Texas 1934-37  
 Engebretson, Paul, T, Northwestern 1934  
 English, Doug, DT-NT, Texas 1975-79,  
 81-85  
 Enke, Fred, QB, Arizona 1948-51  
 Erleben, Russell, P, Texas 1987  
 Evans, Leon, DE, Miami (Fla.) 1985-87  
 Evans, Murray, B, Hardin-Simmons 1942-43  
 Evey, Dick, DT, Tennessee 1971
- F**  
 Fanning, Mike, DT, Notre Dame 1983  
 Fantetti, Ken, LB, Wyoming 1979-85  
 Farikas, Andrew, B, Detroit 1945  
 Farmer, George, WR, UCLA 1975  
 Farr, Mel, RB, UCLA 1967-73  
 Farr, Mike, WR, UCLA 1990-92  
 Farr, Miller, DB, Wichita State 1973  
 Federico, Creig, DB, Illinois State 1987  
 \*Feldhaus, William, T, Cincinnati 1937-40  
 Felton, Joe, G, Albion, 1987  
 Felts, Bob, HB, Florida A&M 1965-67  
 \*Fena, Thomas, G, Colorado 1937  
 Fennebock, Charles, B, UCLA 1943-45  
 Ferguson, Joe, QB, Arkansas 1985-87  
 Ferguson, Keith, DE, Ohio State 1985-91  
 Fichman, Leon, T, Alabama 1946-47  
 Fields, Anthony, DB, Eastern Michigan 1987  
 Fields, Edgar, DT, Texas A&M 1981  
 Fifer, William, T, West Texas State 1978  
 Fisk, William, E, USC 1940-43  
 Flanagan, Ed, C, Purdue 1965-74  
 Flanagan, Richard, LB, Ohio State 1950-52
- Folmar, Brendon, California (Pa.) 1987  
 Ford, Brad, CB, Alabama 1996  
 Ford, Darryl, LB, New Mexico State 1992-93  
 Ford, John, WR, Virginia, 1989  
 Forte, Aldo, G, Montana 1946  
 Fortin, Roman, T, San Diego State 1991  
 Fowler, Amos, C, S. Mississippi 1978-84  
 Fralic, Bill, G, Pittsburgh 1993  
 Franklin, Dennis, Michigan 1975-76  
 Franks, Dennis, C, Michigan 1979  
 Freitas, Rockne, T, Oregon State 1968-77  
 French, Barry, G, Purdue 1951  
 Friede, Mike, WR, Indiana 1980  
 Frizzell, William, DB, North Carolina  
 Central 1984-85  
 Frohbose, Bill, DB, Miami (Fla.) 1974  
 Frutig, Edward, E, Michigan 1945-46  
 Fucci, Dominic, B, Kentucky 1955  
 Furness, Steve, DT, Rhode Island 1981  
 Furst, Anthony, T, Dayton 1940-41, 44
- G**  
 Gagliano, Robert, QB, Utah State 1989-90  
 Gagnon, Roy, G, Oregon 1935  
 Gaines, Lawrence, FB, Wyoming 1976-79  
 Gallagher, Dave, DT, Michigan 1978-79  
 Gallagher, Frank, G, North Carolina 1967-72  
 Galloway, Duane, DB, Arizona State  
 1985-87  
 Gambol, Chris, T, Iowa 1989  
 Gambrell, Bill, E, South Carolina 1968  
 Gandee, Sherwin, E, Ohio State 1952-57  
 Gatski, Frank, C, Marshall 1957  
 Gaubatz, Dennis, LB, LSU 1963-64  
 Gay, William, DE, USC 1978-87  
 \*Gedman, Gene, B, Indiana 1953, 56-58  
 Geile, Chris, C, Eastern Illinois 1987  
 George, Ray, T, USC 1939  
 Geremsky, Thad, E, Pittsburgh 1951  
 Germany, Willie, DB, Morgan State 1973  
 Gibbons, James, E, Iowa 1958-68  
 Gibbs, Sonny, QB, TCU 1964  
 Gibson, Dennis, LB, Iowa State 1987-93  
 Giles, Jimmie, TE, Alcorn State 1986  
 Gill, Sloko, G, Youngstown 1942  
 Gillette, Jim, B, Virginia 1948  
 Gilmer, Harry, QB, Alabama 1955-56  
 Ginn, Tommie, G, Arkansas 1980-81  
 Gipson, Paul, RB, Houston 1971  
 \*Girard, Earl, B, Wisconsin 1952-56  
 Glass, William, DE, Baylor 1958-61  
 Glover, Kevin, C-G, Maryland 1985-97  
 Goich, Dan, DE, California 1969-70  
 Goldman, Samuel, E, Howard 1949  
 Golsteyn, Jerry, QB, Northern Illinois  
 1979  
 Gonzaga, John, T, (no college) 1961-65  
 Goodman, Henry, T, West Virginia 1942  
 Goovert, Ron, LB, Michigan State 1967  
 Gordon, John, DT, Hawaii 1972  
 Gordy, John, G, Tennessee 1957, 59-67  
 Gore, Gordon, B, Okla. S.W. Tchrs. 1939  
 Graham, Kent, QB, Ohio State 1995  
 \*Graham, Lester, G, Tulsa 1938  
 Graham, William, DB, Texas 1982-87  
 Gray, Dan, DE, Rutgers 1978-79  
 Gray, Hector, DB, Florida State 1981-83

Gray, Mel, WR-KR, Purdue 1989-94  
 Greco, Don, G, Western Illinois 1982-85  
 Green, Curtis, DE-NT, Alabama State 1981-89  
 Green, Donnie, T, Purdue 1978  
 Green, Willie, WR, Mississippi 1991-93  
 Greene, John, E, Michigan 1944-50  
 Greer, Albert, E, Jackson State 1963  
 Greer, Terry, WR, Alabama State 1990  
 Grefe, Theodore, E, Notre Dame 1945  
 Griffin, James, DB, Middle Tennessee State 1986-89  
 Grigonis, Frank, B, Chattanooga 1942  
 Grigson, Ryan, G-T, Purdue 1995  
 Grimes, George, B, Virginia 1948  
 Grymes, Darrell, WR, Central State (Oh.) 1987  
 Groomes, Melvin, B, Indiana 1948-49  
 Grossman, Rex, B, Indiana 1950  
 Grottkau, Robert, G, Oregon 1959-60  
 \*Gutowsky, "Ace", RB, Oklahoma City 1934-38

## H

\*Hackenbruck, John, T, Oregon State 1940  
 \*Hackney, Elmer, B, Kansas State 1942-46  
 Hadd, Gary, DT-NT, Minnesota 1988  
 Hafen, Bernard, E, Utah 1949-50  
 Haggerty, Mike, T, Miami (Fla.) 1973  
 Hall, Alvin, DB, Miami (Oh.) 1981-85, 87  
 Hall, John, B, TCU 1942  
 Hall, Tom, E, Minnesota 1962-63  
 Hall, Ron, TE, Hawaii 1994-95  
 Hallock, Ty, TE, Michigan State 1993-94  
 Hamilton, Raymond, E, Arkansas 1939  
 Hamlin, Gene, C, Western Michigan 1972  
 Hand, Larry, DE, Appalachian State 1964-77  
 Hanks, Ben, LB, Florida 1997-  
 Hanemann, Chuck, E, Michigan Normal 1937-41  
 \*Hansen, Dale, T, Michigan State 1944, 1948-49  
 Hanson, Jason, K, Washington State 1992-  
 \*Harder, Pat, B, Wisconsin 1951-53  
 Harding, Roger, C, California 1948  
 Hardy, James, QB, USC 1952  
 Harrell, James, LB, Florida 1979-83, 1985-86  
 Harrison, Chris, G, Virginia 1996  
 Harrison, Granville, E, Mississippi State 1942  
 Hart, Leon, E, Notre Dame 1950-57  
 Hartings, Jeff, G, Penn State 1996-  
 Harvey, Maurice, DB, Ball State 1983, 87  
 Haverdick, Dave, DE, Morehead State 1970  
 Hayworth, Tracy, LB, Tennessee 1990-95  
 Hekkers, George, T, Wisconsin 1947-49  
 Held, Paul, B, San Jose State 1955  
 Helms, John, E, Georgia Tech 1946  
 Hempstead, Hessley, G, Kansas 1995-  
 Henderson, John, E, Michigan 1965-67  
 Hennigan, Mike, LB, Tennessee Tech 1973-75

Hertwig, Craig, T, Georgia 1975-77  
 Heywood, Ralph, E, USC 1947  
 Hickman, Donnie, G, USC 1978  
 Hickman, Kevin, TE, Navy 1995-97  
 Hicks, Ivan, DB, Michigan 1987  
 Hicks, Mark, LB, Arizona State 1987  
 Hicks, R.W., C, Humboldt State 1975  
 Hightower, John, E, Sam Houston 1943  
 Hilgenberg, Wally, LB, Iowa 1964-66  
 Hilger, Rusty, QB, Oklahoma State 1988  
 Hill, David, TE, Texas A&I 1976-82  
 Hill, Harlon, E, Florence State 1962  
 Hill, J.D., WR, Arizona State 1976-78  
 Hill, James, B, Tennessee 1951-52  
 Hill, Jimmy, DB, Sam Houston 1965  
 Hill, Rod, DB, Kentucky State 1986  
 \*Hillman, Bill, B, Tennessee 1947  
 Hilton, John, TE, Richmond 1972-73  
 Hinchman, Hubert, B, Butler 1934  
 Hinnant, Mike, TE-G, Temple 1992  
 Hipple, Eric, QB, Utah State 1980-89  
 Hirsch, Steve, DB, Northern Illinois 1987  
 \*Hoemschemeyer, Robert, B, Indiana 1950-55  
 Hogland, Doug, G, Oregon State 1958  
 Holland, Vernon, T, Tennessee State 1980  
 Holar, John, B, Appalachian State 1949  
 Holman, Rodney, TE, Tulane 1993-95  
 Holmes, Jerry, CB, West Virginia 1988-89  
 Hons, Todd, QB, Arizona State 1987  
 Hooks, Jim, RB, Central State (Okla.) 1973-76  
 Hoopes, Mitch, P, Arizona 1977  
 Hoover, Mel, WR, Arizona State 1987  
 \*Hopp, Harry, B, Nebraska 1940-43  
 Howard, Billy, DT, Alcorn A&M 1974-76  
 Howard, William, B, USC 1939  
 Hubbard, Marv, FB, Colgate 1977  
 \*Huffman, Vernon, B, Indiana 1937-38  
 \*Hughes, Chuck, WR, UTEP 1970-71  
 Hunter, Herman, RB, Tennessee State 1986  
 Hunter, James, DB, Grambling 1976-82  
 Hunter, Jeff, DE, Albany State 1990-92  
 Hunter, Scott, QB, Alabama 1979  
 \*Hupke, Thomas, G, Alabama 1934-37  
 Hutchison, Elvin, B, Whittier 1939

## I

Irvin, LeRoy, CB, Kansas 1990  
 Isselhardt, Ralph, G, Franklin 1937  
 Ivory, Bob, G, Detroit 1947  
 Izo, George, QB, Notre Dame 1965

## J

Jackson, Cedric, RB, TCU 1991  
 Jackson, Ernie, DB, Jackson State 1979  
 James, Garry, RB, LSU 1986-88  
 James, John, P, Florida 1982  
 \*James, June, LB, Texas 1985-88  
 Jamison, George, LB, Cincinnati 1987-93, 97-  
 Jarvis, Ray, WR, Norfolk State 1974-78  
 Jaszewski, Floyd, T, Minnesota 1950-51  
 Jauron, Dick, DB, Yale 1973-77  
 Jefferson, William, B, Mississippi State 1941

Jeffries, Greg, CB, Virginia 1993-  
 Jenkins, Ken, RB, Bucknell 1983-84  
 Jenkins, Leon, DB, West Virginia 1972  
 Jenkins, Melvin, CB, Cincinnati 1991-93  
 Jenkins, Walter, E, Wayne State 1955  
 Jessie, Ron, WR, Kansas 1971-74  
 Jett, John, E, Wake Forest 1941  
 Jett, John, P, East Carolina 1997-  
 Johnson, Demetrious, DB, Missouri 1983-86  
 Johnson, Givanni, WR, Michigan 1987  
 Johnson, James, LB, San Diego State 1985-86  
 Johnson, Jimmie, TE, Howard 1992-93  
 \*Johnson, John "Jack", T, Utah 1934-40  
 Johnson, John Henry, B, Arizona State 1957-59  
 Johnson, Levi, DB, Texas A&I 1973-77  
 Johnson, Mike, LB, Virginia Tech 1994-95  
 Johnson, Pepper, LB, Ohio State 1987  
 Johnson, Richard, WR, Colorado, 1989-90  
 Johnson, Rick, T, Grand Valley State 1987  
 Johnson, Troy, WR, Southern 1989  
 Johnson, Troy, LB, Oklahoma 1992  
 Jolley, Gordon, T, Utah 1972-75  
 Jones, A.J., RB, Texas 1985  
 Jones, Andre, LB, Notre Dame 1992  
 Jones, David, C-G, Texas 1984-85  
 Jones, Doug, DB, South Fernando Valley 1979  
 Jones, Elmer, G, Wake Forest 1947-48  
 Jones, James, FB, Florida 1983-88  
 Jones, James, B, Union Tennessee 1946  
 Jones, Jeff, T, Texas A&M 1995-96  
 Jones, Jimmie, RB, UCLA 1974  
 Jones, Ralph, E, Alabama 1946  
 Jones, Victor, LB, Virginia Tech 1989-94  
 Jordan, Richard, LB, Missouri Southern 1997-  
 Junker, Steve, E, Xavier 1957, 59-61  
 Jurkiewicz, Walter, C, Indiana 1946

## K

Kab, Vyto, TE, Penn State 1987-88  
 Kacmarek, Jeff, NT, Western Michigan 1987  
 Kamanu, Lew, DE, Weber State 1967-68  
 Kane, Rick, RB, San Jose State 1977-83, 85  
 Kaporch, Albert, T, St. Bonaventure 1943-45  
 Karlis, Rich, K, Cincinnati 1990  
 \*Karlivacz, Carl, B, Syracuse 1953-57  
 Karpinski, Keith, LB, Penn State 1989  
 Karras, Alex, DT, Iowa 1958-62, 64-70  
 Karras, Ted, G, Indiana 1966-68  
 Karstens, George, C, Indiana 1949  
 Kaska, Anton, B, Illinois Wesleyan 1935  
 Kearney, Jim, DB, Prairie View 1965-66  
 Keene, Robert, B, Detroit 1943-45  
 Kennedy, William, E, Michigan State 1942, 44  
 Kenney, Steve, G, Clemson 1986  
 Kent, Greg, DT, Utah 1968  
 Kercher, Richard, B, Tulsa 1954  
 \*Ketcko, Alexander, T, Michigan State 1943  
 King, Angelo, LB, South Carolina State 1984-87  
 King, Horace, RB, Georgia 1975-83  
 Kinzer, Matt, P, Purdue 1987

- Kipp, James, T, Montana State 1942  
 Kirschke, Travis, DT, UCLA 1997-  
 Kiser, Paul, G, Wake Forest 1987  
 \*Kizzire, Lee, Wyoming 1937  
 \*Klewiski, Edward, E, Michigan State  
 1935-38  
 Kmetovic, Peter, B, Stanford 1947  
 Knorr, Lawrence, C, Dayton 1942-45  
 \*Knox, Sam, G, New Hampshire 1934-36  
 Komlo, Jelf, QB, Delaware 1979-81  
 Kopay, Dave, RB, Washington 1968  
 \*Kopcha, Joseph, G, Chattanooga 1936  
 Kostuk, Michael, T, Detroit 1945  
 Kowalkowski, Bob, G, Virginia 1966-76  
 Kowalkowski, Scott, LB, Notre Dame 1994-  
 Kowgios, Nick, FB, Lafayette 1987  
 Krall, Gerald, B, Ohio State 1950  
 Kramer, Erik, QB, North Carolina State  
 1991-93  
 Kramer, Ron, E, Michigan 1965-67  
 Krieg, Dave, QB, TCU 1994  
 Kring, Frank, B, TCU 1945  
 Krol, Joseph, B, W. Ontario 1945  
 \*Krouse, Raymond, T, Maryland 1956-57  
 \*Kuczinski, Bert, E, Pennsylvania 1943
- L**  
 LaLonde, Roger, DT, Muskingum 1964  
 Landry, Greg, QB, Massachusetts 1968-78  
 Lane, Dick, DB, Scotsbluff J.C. 1960-65  
 LaRose, Dan, T, Missouri 1961-63  
 Lary, Yale, DB, Texas A&M 1952-53, 56-64  
 Larson, Bill, TE, Colorado State 1977  
 Laslavic, Jim, LB, Penn State 1973-77  
 Laster, Don, T, Tennessee State 1984  
 Latimer, Al, DB, Clemson 1982-84  
 Lawless, Burton, G, Florida 1980  
 Lay, Russell, B, Michigan State 1934  
 \*Layne, Robert, QB, Texas 1950-58  
 Lear, Leslie, B, Manitoba 1947  
 LeBeau, Dick, DB, Ohio State 1959-72  
 Lee, Edward, WR, South Carolina State  
 1983  
 Lee, Gary, WR, Georgia Tech 1987-88  
 Lee, Ken, LB, Washington 1971  
 Lee, Larry, C, UCLA 1981-85  
 Lee, Monte, LB, Texas 1963-64  
 Leforce, Clyde, QB, Tulsa 1947-49  
 Leonard, Tony, DB, Virginia Union 1978-79  
 Lewis, Dan, HB, Wisconsin 1958-64  
 Lewis, David, TE, California 1984-86  
 Lewis, Eddie, DB, Kansas 1979-80  
 \*Lewis, Mark, TE, Texas A&M 1987-88  
 Liles, Alva, DT, Boise State 1980  
 Liles, Elvin, G, Oklahoma A&M 1944-45  
 Lindon, Luther, T, Kentucky 1944-45  
 Liningner, Jack, C, Ohio State 1950-51  
 Linn, Jack, G-T, West Virginia 1992-93  
 Lio, Augustine, G, Georgetown 1941-43  
 Little, David, TE, Middle Tennessee State  
 1991  
 Lloyd, Dave, C, George 1962  
 Lockett, Danny, LB, Arizona 1987-88  
 Lomakoski, John, T, Western Michigan  
 1962  
 London, Antonio, LB, Alabama 1993-97  
 Long, Chuck, QB, Iowa 1986-89, 91, 94  
 Long, Ken, G, Purdue 1976  
 Long, Robert, E, UCLA 1955-59  
 \*Looney, Joe, Don, HB, Oklahoma 1965-66  
 Lowe, Gary, B, Michigan State 1957-64  
 \*Lowther, Jackie, B, Detroit 1944  
 Lucci, Mike, LB, Tennessee 1965-73  
 Luce, Derrel, LB, Baylor 1980  
 \*Lumpkin, Roy, B, Georgia Tech 1934  
 Lusk, Bob, C, William & Mary 1956  
 Lutz, David, T, Georgia Tech 1993-95  
 Lynch, Eric, RB, Grand Valley State 1992-96
- M**  
 Machurek, Mike, QB, Idaho State 1982-85  
 Mack, Milton, CB, Alcorn State, 1994  
 Mackenroth, John, C, North Dakota 1938  
 \*Madarik, Elmer, B, Detroit 1945-47  
 Maggiolo, Chick, B, Illinois 1949  
 Magnani, Dante, B, St. Mary's 1950  
 Maher, Bruce, Detroit 1960-67  
 Mains, Gilbert, T, Murray State 1952-61  
 Majkowski, Don, QB, Virginia 1995-96  
 Malinchak, Bill, E, Indiana 1966-69  
 Malone, Van, S, Texas 1994-97  
 Mandley, Pete, WR, Northern Arizona  
 1984-88  
 Mann, Errol, K, North Dakota 1969-76  
 Mann, Robert, E, Michigan 1948-49  
 Manzo, Joseph, T, Boston College 1945  
 Margucci, Joseph, B, USC 1947-48  
 Markovich, Mark, G, Penn State 1976-77  
 Maronic, Stephen, T, North Carolina 1939-40  
 Marsh, Amos, FB, Oregon State 1965-67  
 Martin, James, G, Notre Dame 1951-61  
 Martin, Robbie, WR, Cal-Poly SLO 1981-84  
 Martinovich, Philip, G, C.O.P. 1939  
 Massey, Robert, CB, North Carolina  
 Central 1994-95  
 \*Matheson, Jack, E, Western Michigan  
 1943-46  
 Matheson, Riley, G, Texas Mines 1943  
 Matthews, Aubrey, WR, Delta State 1990-96  
 Mathews, Ned, B, UCLA 1940-43  
 Mathewson, Morley, E, California 1941  
 Matich, Trevor, C, BYU 1989  
 \*Matisi, Tony, T, Pittsburgh 1938-39  
 Matson, Ollie, FB, San Francisco 1963  
 Matford, John, G, Marshall 1941  
 Maves, Earl, B, Wisconsin 1948  
 Maxwell, Bruce, RB, Arkansas 1970  
 Maxwell, Vernon, LB, Arizona State 1985-87  
 Mazza, Vincent, E, (no college) 1945-46  
 Mazzanti, Jerry, DE, Arkansas 1966  
 McCord, Reese, TE, Auburn 1983-85  
 McCambridge, John, DE, NWU 1967  
 McCung, Willie, T, Florida A&M 1960-61  
 McCord, Darris, DE, Tennessee 1955-67  
 McCorvey, Kez, WR, Florida State 1995-  
 McCoy, Joel, B, Alabama 1946  
 McCoy, Mike, DT, Notre Dame 1980  
 McCray, Prentice, DB, Arizona State 1980  
 McCullouch, Earl, E, USC 1968-73  
 McDermott, Lloyd, T, Kentucky 1950  
 McDonald, James, B, Ohio State 1938-40  
 McDonald, James, TE, USC 1985  
 McDonald, Keith, WR, San Jose State  
 1989  
 McDonald, Mike, LS-LB, USC 1992  
 McDonough, Bob, DB, California (Pa.)  
 1987  
 McDuffie, George, DE, Findlay 1987  
 McElhenny, Hugh, HB, Washington 1964  
 McGee, Willie, WR, Alcorn State 1978  
 McGraw, Mike, LB, Wyoming 1977  
 McGraw, Thurman, T, Colorado A&M  
 1950-54  
 McIlhenny, Donald, B, SMU 1956  
 McInnis, Hugh, E, Mississippi Southern  
 1964  
 McKalip, William, E, Oregon State 1934, 36  
 McKnight, Dennis, C-G, Drake 1990, 92  
 McKyer, Tim, CB, Texas-Arlington, 1993  
 McLemore, Thomas, TE, Southern 1992  
 \*McLenna, Bruce, HB, Hillsdale 1966  
 McMakin, John, TE, Clemson 1975  
 McNeil, Ryan, CB, Miami (Fla.) 1993-96  
 McNorton, Bruce, DB, Georgetown (Ky.)  
 1982-90  
 McWilliams, William, B, Jordan 1934  
 Meade, Mike, FB, Penn State 1984-85  
 Melinkovich, Mike, DE, Gray Harbour J.C.  
 1967  
 Mello, James, B, Notre Dame 1949  
 Mendenhall, John, DT, Grambling 1980  
 Meska, Richard, T, St. Mary's 1945  
 \*Messner, Max, LB, Cincinnati 1960-63  
 Metzelaars, Pete, TE, Wabash 1996-97  
 Middleton, David, E, Auburn 1955-60  
 Mike-Mayer, Steve, K, Maryland 1977  
 Miketa, Andrew, C, North Carolina 1954-55  
 Miklich, William, B, Idaho 1948  
 Milano, Arch, E, St. Francis 1945  
 Milburn, Darryl, DE, Grambling 1991  
 Milburn, Glyn, RB-KR, Stanford 1996-97  
 Milnichik, Joe, G-T, North Carolina State  
 1987-89  
 Miller, Blake, C, LSU 1992  
 Miller, John, S, Michigan State 1989-90  
 Miller, Robert, T, Virginia 1952-58  
 Miller, Terry, LB, Illinois 1970  
 Mills, Dick, G, Pittsburgh 1961-62  
 Misko, John, P, Oregon State 1987  
 Mitchell, Devon, DB, Iowa 1986-88  
 \*Mitchell, Granville, E, Davis-Elkins 1934  
 Mitchell, Jim, DE, Virginia State 1970-77  
 Mitchell, Melvin, C, Tennessee State 1977  
 Mitchell, Scott, QB, Utah 1994-  
 Mitnick, Frank, T, Oglethorpe 1945  
 Mobley, Stacey, WR, Jackson State 1989  
 Mohring, John, LB, C.W. Post 1980  
 Morsen, Robert, G, Ohio State 1951  
 \*Monahan, Regis, B, Ohio State 1935-38  
 Montgomery, Greg, P, Michigan State 1994  
 Montgomery, James, T, Texas A&M 1946  
 Montgomery, Wilbert, RB, Abilene  
 Christian 1985  
 Montler, Mike, C, Colorado 1978  
 Mooney, Ed, LB, Texas Tech 1968-71  
 Moore, Alvin, RB, Arizona State 1985-86  
 \*Moore, Denis, T, USC 1967-69  
 Moore, Derrick, RB, NE Oklahoma State  
 1993-94  
 Moore, Herman, WR, Virginia 1991-  
 \*Moore, Paul, B, Presbyterian 1940-41

Moore, William, E, North Carolina 1939  
 Morlock, John, B, Marshall 1940  
 Morrall, Earl, QB, Michigan State 1958-64  
 \*Morris, Glen, E, Colorado State 1940  
 Morris, Jon, C, Holy Cross 1975-77  
 Morris, Randall, RB, Tennessee 1988  
 Morrison, Don, T, Texas-Arlington 1979  
 \*Morse, Raymond, E, Oregon 1935-38, 40  
 Morton, Johnnie, WR, USC, 1994-  
 Moscrip, James, E, Stanford 1938-39  
 Moss, Martin, DT-NT, UCLA 1982-85  
 Moss, Zefross, T, Alabama State 1995-96  
 Mote, Kelly, E, Duke 1947-49  
 Mott, Steve, C, Alabama 1983-88  
 Mugg, Garvin, T, North Texas State 1945  
 Munson, Bill, QB, Utah State 1968-78  
 Murakowski, Art, B, Northwestern 1951  
 Murray, Eddie, K, Tulane 1980-91  
 Myers, Tom, QB, Northwestern 1965-66

## N

Nardi, Richard, B, Ohio State 1938  
 Naumoff, Paul, LB, Tennessee 1967-78  
 Nelson, Reed, C, Brigham Young 1947  
 Nelson, Robert, C, Baylor 1941, 45  
 Nichols, Mark, WR, San Jose State 1981-  
 87  
 Ninowski, Jim, QB, Michigan State 1960-  
 61  
 Niziolek, Bob, TE, Colorado 1981  
 Noga, Niko, LB, Hawaii 1989-91  
 Noppenberg, John, B, Miami (Fla.) 1941  
 Nori, Reino, B, North Illinois State 1937  
 Norris, Ulysses, TE, Georgia 1979-83  
 Nott, Douglass, B, Detroit 1935  
 Nowatzke, Tom, FB, Indiana 1965-69

## O

Oates, Brad, T, Brigham Young 1978  
 Obee, Duncan, C, Dayton 1941  
 O'Brien, Jim, WR, Cincinnati 1973  
 O'Brien, William, B, (no college) 1947  
 Odle, Phil, E, BYU 1968-70  
 Office, Anthony, LB, Illinois State 1987  
 Ogle, Rick, LB, Colorado 1972  
 Oldham, Chris, Oregon 1990  
 Oldham, Ray, DB, Middle Tennessee  
 1980-82  
 Olenski, Mitchell, T, Alabama 1947  
 Olaszewski, John, FB, California 1961  
 \*O'Neill, Bill, HB, Detroit 1935  
 O'Neil, Ed, LB, Penn State 1974-79  
 Opalewski, Edward, T, Michigan Northern  
 1943-44  
 Orton, Greg, G, Nebraska 1987  
 Orvis, Herb, DT, Colorado 1872-77  
 Overton, Don, Fairmont State 1991-92  
 Owens, Dan, DE, USC 1990-95  
 Owens, Steve, RB, Oklahoma 1970-75

## P

Paige, Tony, FB, Virginia Tech 1987-89  
 Painter, Carl, RB, Hampton 1988-89  
 Palmer, Paul, RB-WR, Temple 1989  
 Panciera, Donald, B, San Francisco 1950  
 Panelli, John, B, Notre Dame 1949-50  
 Paolucci, Ben, T, Wayne State 1959  
 Paris, Bubba, T, Michigan 1991  
 \*Parker, Raymond, B, Centenary 1935-36  
 Parker, Willie, G, North Texas State 1980  
 Parkin, Dave, DB, Utah State 1979  
 Parson, Ray, T, Minnesota 1971  
 Parsons, Lloyd, B, Gust. Adolphus 1941  
 \*Patt, Maurice, E, Carnegie Tech 1938  
 Patterson, Don, DB, Georgia Tech 1979  
 Pavelec, Theodore, G, Detroit 1941-42  
 Payton, Eddie, RB, Jackson State 1977  
 Pearson, Lindell, B, Oklahoma 1950  
 Peete, Rodney, QB, USC 1989-93  
 Perriman, Brett, WR, Miami (Fla.) 1991-96  
 Perry, Gerald, T, California 1954, 56-59  
 Pesuit, Wally, C, Kentucky 1979-80  
 Pete, Lawrence, NT, Nebraska 1989-93  
 Peters, Floyd, T, San Francisco State 1963  
 Peterson, Ken, B, Gonzaga 1936  
 Phillips, Jason, WR, Houston 1989-90  
 Picard, Bob, WR, Eastern Washington  
 1976  
 Pickard, Bob, WR, Xavier 1974  
 Piepul, Milton, B, Notre Dame 1941  
 Pierson, Reggie, Oklahoma State 1976  
 \*Pietrosante, Nick, B, Notre Dame 1959-  
 65  
 Pifferini, Robert, C, San Jose State 1949  
 Pingel, John, B, Michigan State 1939  
 Pinkney, Reggie, DB, East Carolina 1977-  
 78  
 Plum, Mill, QB, Penn State 1962-67  
 \*Polansky, John, B, Wake Forest 1942  
 Poole, Oliver, E, Mississippi 1949  
 Porcher, Robert, DE, South Carolina State  
 1992-  
 Porter, Ricky, RB, Slippery Rock State  
 1982  
 Porter, Daryl, CB, Boston College 1997-  
 Porter, Tracy, WR, LSU 1981-82  
 Potts, Charles, DB, Purdue 1972  
 Prchlik, John, T, Yale 1949-53  
 Pregulman, Mervin, G, Michigan 1947-48  
 Prescott, Harold, E, Hardin-Simmons 1949  
 Presnell, Glenn, B, Nebraska 1934-36  
 Price, Charles, B, Texas A&M 1940-41, 45  
 Price, Derek, TE, Iowa, 1996  
 Price, Ernest, DT, Texas A&I 1973-78  
 Prindle, Mike, K, Western Michigan 1987  
 Pringle, Alan, K, Rice 1975  
 Pritchett, Kelvin, DE, Mississippi 1991-94  
 Purelory, Dave, DE, Eastern Michigan  
 1978-82

## Q

Quaerna, Jerry, G-T, Michigan 1987  
 Quinlan, Bill, DE, Michigan State 1964

## R

Rabb, Warren, QB, LSU 1960  
 \*Rabold, Mike, G, Indiana 1959  
 Radovich, William, G, USC 1938-41, 45  
 Ramsey, Derrick, TE, Kentucky 1987  
 Randolph, Al, DB, Iowa 1972  
 \*Randolph, Clare, C, Indiana 1934-36  
 Ranspot, Keith, E, SMU 1941  
 Rasley, Rocky, G, Oregon State 1969-73  
 Rasmussen, Wayne, DB, South Dakota  
 State 1964-73  
 Raymond, Corey, CB, LSU 1995-97  
 Reckmack, Raymond, B, Syracuse 1937  
 Redmond, Rudy, DB, Pacific 1972-73  
 \*Reeberg, Lucien, T, Hampton 1963  
 Reed, Joe, QB, Mississippi State 1974-79  
 Reese, Lloyd, B, Tennessee 1947  
 Reich, Frank, QB, Maryland 1997  
 Reichow, Jerry, QB, Iowa 1956-59  
 Rexer, Freeman, E, Tulane 1944  
 Reynolds, Robert, T, Stanford 1937-38  
 \*Rhodes, Bruce, DB, San Francisco State  
 1978  
 Ricardo, Benny, K, San Diego State 1976-79  
 Ricca, James, T, Georgetown 1955  
 Rice, Ron, S, Eastern Michigan 1995-  
 Rich, Randy, DB, New Mexico 1977  
 Richards, Dave, G, UCLA 1993  
 Richards, Perry, E, Detroit 1956  
 Richards, Ray, G, Nebraska 1934  
 Richins, Aldo, B, Utah 1935  
 Rifenberg, Richard, E, Michigan 1950  
 Riley, Eugene, TE, Ball State 1991  
 Riley, Lee, B, Detroit 1955  
 \*Ritchart, Delbert, C, Colorado 1936-37  
 Rivers, Ron, RB, Fresno State 1995-  
 \*Robb, Joe, DE, TCU 1968-71  
 Roberts, Ray, T, Virginia 1996-  
 Robertson, Lake, E, Mississippi 1945  
 Robinson, Bo, FB, West Texas State  
 1979-80  
 \*Robinson, John, DB, Tennessee State  
 1966-67  
 \*Robinson, Junior, DB, East Carolina 1992  
 Robinson, Shelton, LB, North Carolina  
 1986-88  
 Rockenbach, Lyle, G, Michigan State 1943  
 Rodenhauser, Mark, C, Illinois State 1993-94  
 Rogas, Daniel, G, Tulane 1951  
 Rogers, Reggie, DE, Washington 1987-88  
 \*Rogers, William, T, Villanova 1938-40  
 Roque, Juan, T, Arizona State 1997-  
 Roskie, Kenneth, B, E. Carolina 1948  
 Ross, Tim, LB, Bowling Green 1987  
 Rosteck, Ernest, C, (no college) 1944  
 Rote, Tobin, QB, Rice 1957-59  
 Rothwell, Fred, C, Kansas State 1974  
 Roundtree, Ray, WR, Penn State 1988  
 Rouse, Stillman, E, Missouri 1940  
 Roussos, Michael, T, Pittsburgh 1949  
 Rowe, Robert, B, Colgate 1934  
 Royals, Mark, P, Appalachian State 1995-96  
 Rubick, Rob, TE, Grand Valley State  
 1982-88

Rubino, Anthony, G, Wake Forest 1943-46  
 Rush, Jerry, DT, Michigan State 1965-71  
 \*Russas, Albert, T, Tennessee 1949  
 Russell, Kenneth, T, Bowling Green 1957-59  
 Russell, Matt, LB, Colorado 1997-  
 Ryan, David, B, Hardin-Simmons 1945-46  
 Ryan, Kent, B, Utah State 1938-40  
 Ryans, Larry, WR, Clemson 1994  
 Rychlec, Tom, E, American 1958  
 Ryder, Nick, FB, Miami (Fla.) 1963-64

## S

Saleaumua, Dan, NT, Arizona State 1987-88  
 Salem, Harvey, G, California 1986-90  
 Salsbury, James, G, UCLA 1955-56  
 Sanchez, John, T, San Francisco State 1947  
 Sanders, Barry, RB, Oklahoma State 1989-  
 Sanders, Charlie, TE, Minnesota 1968-77  
 Sanders, Daryl, T, Ohio State 1963-66  
 Sanders, Eric, T-G, Nevada-Reno 1986-92  
 Sanders, Ken, DE, Howard-Payne 1972-79  
 \*Sandifer, Daniel, B, LSU 1950  
 Sarzotta Dominic, B, Case Western Reserve 1942, 46  
 Sarraff, Charles, B, Oklahoma 1948  
 Sarringhaus, Paul, B, Ohio State 1948  
 Sarton, Lawrence, G, Fordham 1942, 45  
 Saul, Bill, LB, Penn State 1970  
 Schibanoff, Alexander, T, Franklin & Marshall 1942  
 Schiechi, John, C, Santa Clara 1942  
 Schlesinger, Cory, FB, Nebraska 1995-  
 Schmidt, Joseph, LB, Pittsburgh 1953-65  
 Schmiesing, Joe, DT, New Mexico State 1972  
 \*Schneller, John, E, Wisconsin 1934-36  
 Scholtz, Bob, C, Notre Dame 1960-64  
 Schottel, Ivan, B, NW Missouri State 1946, 48  
 Schroll, Charles, B, LSU 1950  
 Scott, Clyde, B, Arkansas 1952  
 Scott, Fred, WR, Amherst 1978-83  
 Scott, Kevin, CB, Stanford 1991-93  
 Scott, Perry, E, Muhlenberg 1942  
 Scroggins, Tracy, LB, Tulsa 1992-  
 Self, Clarence, B, Wisconsin 1950-51  
 Selzer, Harry, B, Morris-Harvey 1942  
 Semple, Tony, G, Memphis 1995-  
 Sewell, Harley, G, Texas 1953-62  
 Sheffield, Chris, DB, Albany State 1987  
 \*Shepherd, William, B, Western Maryland 1935-40  
 Shoals, Roger, T, Maryland, 1965-70  
 Siegert, Wayne, T, Illinois 1951  
 Sieminski, Chuck, DT, Penn State 1968  
 Sigillo, Dominic, T, Xavier 1945  
 Simmons, Davie, LB, North Carolina 1980  
 \*Simmons, John, C, Detroit 1949-50  
 Simon, Jim, G-T, Miami (Fla.) 1963-65  
 Simonson, Dave, T, Minnesota 1977  
 Sims, Billy, RB, Oklahoma 1980-84

Singer, Curt, T, Tennessee 1988  
 Sinkwich, Frank, B, Georgia 1943-44  
 Sirochman, George, G, Duquesne 1944  
 Skladany, Tom, P, Ohio State 1978-82  
 Slaby, Lou, LB, Pittsburgh 1966  
 Sloan, David, TE, New Mexico 1995-  
 Sloan, Dwight, B, Arkansas 1939-40  
 Small, John, DT, Citadel 1973-74  
 Smith, Bobby, DB, UCLA 1965-66  
 Smith, Harry, T, USC 1940  
 Smith, J.D., T, Rice 1964-66  
 Smith, J. Robert, HB, Iowa 1949-54  
 Smith, Oscar, RB, Nicholls State 1986  
 Smith, Ricky, DB, Alabama State 1980-82  
 Smith, Robert, L., B, Texas A&M 1953-54  
 Smith, Wayne, DB, Purdue 1990-82  
 Sneddon, Robert, B, St. Mary's 1945  
 Snell, Ray, G, Wisconsin 1985  
 Soboleski, Joseph, T, Michigan 1950  
 Sokolosky, John, C, Wayne State 1978  
 Souders, Cecil, E, Ohio State 1947-49  
 Spangler, Eugene, B, Tulsa 1946  
 \*Speelman, Harry, T, Michigan State 1940  
 Spencer, Oliver, T, Kansas 1953, 56, 59-61  
 Speth, George, T, Murray State 1942  
 Spielman, Chris, LB, Ohio State 1988-95  
 Spindler, Marc, DE, Pittsburgh 1990-94, 97  
 Stacco, Edward, T, Colgate 1947  
 Stacy, James, T, Oklahoma 1935-37  
 Staggars, Jon, WR, Missouri 1975  
 Stanfel, Richard, G, San Francisco 1952-55  
 Stanley, Walter, WR, Mesa College 1989  
 Starring, Stephen, WR, McNeese State 1988  
 Steele, Chuck, C, California 1987  
 \*Steen, James T, Syracuse 1935-36  
 Steffen, Jim, B, UCLA 1959-60  
 Stephens, Hal, DE, East Carolina 1985  
 Stevenson, Mark, G-C, Western Illinois 1985  
 Stewart, Jim, DB, Tulsa 1979  
 Stewart, Ryan, S, Georgia Tech 1996-  
 Stits, William, B, UCLA 1954-56  
 Stocz, Eric, TE, Westminster (Oh.) 1996-  
 \*Stokes, Lee, C, Centenary 1937-39  
 Stovall, Richard, C, Abilene Christian 1947-48  
 Stradford, Troy, RB, Boston College 1992  
 Strauthers, Tom, DE, Jackson State 1988  
 Strenger, Rich, T, Michigan 1983-87  
 Stringfellow, Joseph, E, Mississippi Southern 1942  
 Stuart, Roy, T, Tulsa 1943  
 Studstill, Pat, WR, Houston 1961-67  
 Susic, Stephen, B, Illinois 1947-48  
 Sugar, Leo, E, Purdue 1962  
 Sully, Ivory, DB, Delaware 1987  
 Sumler, Tony, DB, Wichita State 1978  
 Summers, Wilbur, Louisville 1977  
 Summerall, Pat, E, Arkansas 1952  
 Sunter, Ian, K (no college) 1976  
 Swain, Bill, LB, Oregon 1968-69  
 Sweetan, Karl, QB, Wake Forest 1966-67

Swiacki, William, E, Columbia 1951-52  
 Swider, Larry, P, Pittsburgh 1979  
 Swilling, Pat, LB, Georgia Tech 1993-94  
 Szakash, Paul, B, Montana 1938-42  
 \*Szymanski, Frank, C, Notre Dame 1945-47

## T

Tassos, Damon, G, Texas A&M 1945-46  
 Talarek, Bob, DT, Miami (Oh.) 1972  
 Tautolo, Terry, LB, UCLA 1981-82, 84  
 Taylor, Allie, RB, Utah State 1969-76  
 Taylor, Terry, CB, Southern Illinois 1989-91  
 Teal, Jim, LB, Purdue 1973  
 Tearry, Larry, C, Wake Forest 1978-79  
 Ten Napel, Garth, LB, Texas A&M 1976-77  
 Tennell, Derrick, TE, UCLA, 1991  
 Terry, Nat, DB, Florida State 1978  
 Tharpe, Larry, T, Tennessee State 1992-94, 97-  
 Thomas, Bob, K, Notre Dame 1982  
 Thomas, Broderick, LB, Nebraska 1994  
 \*Thomas, Calvin, G, Tulsa 1939-40  
 Thomas, Henry, DT, LSU 1995-96  
 \*Thomas, Russell, T, Ohio State 1946-49  
 Thomason, James, B, Texas A&M 1945  
 Thompson, Bobby, RB, Oklahoma 1975-76  
 Thompson, Bobby, DB, Arizona 1964-68  
 Thompson, Dave, C, Clemson 1971-73  
 Thompson, Jesse, WR, California 1978-81  
 Thompson, Leonard, WR, Oklahoma State 1975-86  
 Thompson, Marly, TE, Fresno State 1993  
 Thompson, Robert, LB, Michigan 1987  
 Thompson, Vince, RB, Villanova 1981-83  
 Thrower, Jim, DB, East Texas State 1973-75  
 Thuerk, Owen, E, St. Joseph (Ind.) 1941  
 Tillison, Ed, RB, NW Missouri State 1992  
 Todd, Jim, HB, Ball State 1966  
 Tolle, Stuart, NT, Bowling Green 1987  
 Tomasetti, Louis, B, Bucknell 1941  
 \*Tonelli, Anthony, C, USC 1939  
 Topor, Ted, LB, Michigan 1955  
 Torgeson, LaVern, C, Washington State 1951-54  
 Torretta, Gino, QB, Miami (Fla.) 1994  
 \*Tracy, Thomas, B, Tennessee 1956-57  
 Travis, Mack, NT, California 1993  
 Treadway, John, T, Hardin-Simmons 1949  
 Trebotich, Ivan, B, St. Mary's 1944-45  
 Tressa, Thomas, G, Davis-Elkins 1942  
 Triplett, Bill, RB, Miami (Oh.) 1968-72  
 Triplett, Wallace, B, Penn State 1949-50  
 Tripson, John, T, Mississippi State 1941  
 Trupicka, Frank, QB, Notre Dame 1949  
 Truvillion, Eric, WR, Florida A&M 1987  
 Tsoutsouvas, John, C, Stanford 1940  
 Tuinei, Tom, DT, Hawaii 1980  
 Tully, Darren, B, E. Texas Teachers 1939  
 Turner, Harold, E, Tennessee State 1954  
 Turner, Vernon, WR, Carson-Newman 1993, 95  
 Turnure, Tom, C-G, Washington 1980-83, 85-86  
 Tyler, Maurice, Morgan State 1976

## U

- Uremovich, Emil, T, Indiana 1941-42, 45-46  
 Utley, Michael, G, Washington State 1989-91

## V

- Van Horn, Doug, G, Ohio State 1966  
 Vanhorse, Sean, CB, Howard 1995  
 Van Tone, Arthur, B, Southern Mississippi 1943-45  
 \*Vanzo, Frederick, B, Northwestern 1938-41  
 Vardell, Tommy, FB, Stanford 1997-  
 Vargo, Larry, E, Detroit 1963  
 \*Vaughn, Charles, B, Tennessee 1935  
 Vaughn, Tom, DB, Iowa State 1965-71  
 \*Vezmar, Walter, T, Michigan State 1946-47

## W

- \*Wagner, Sidney, G, Michigan State 1936-38  
 Wagoner, Dan, DB, Kansas 1982-84  
 Waldroup, Kerwin, DE, Central State (Oh.) 1996-  
 Walker, Doak, B, SMU 1950-55  
 Walker, Wayne, LB, Idaho 1958-72  
 Walker, Willie, WR, Tennessee State 1966  
 Walters, Rod, G, Iowa 1979  
 Walton, Chuck, G, Iowa State 1967-74  
 Walton, Larry, WR, Arizona State 1969-76  
 Ward, Elmer, C, Utah State 1935-36  
 Ward, Paul, C, Whitworth 1961-62  
 Ward, William, G, Washington State 1947-49  
 Ware, Andre, QB, Houston 1990-93  
 Wame, Jim, T, Arizona State 1987  
 Washington, Dave, LB, Alcorn State 1978-79  
 Washington, Gene, WR, Stanford 1979  
 Washington, Keith, DE, UNLV 1996  
 Watkins, Bobby, DB, Southwest Texas State 1982-88

- Watkins, Larry, RB, Alcorn A&M 1969  
 Watkins, Tom, HB, Iowa State 1962-67  
 Watson, Joseph, C, Rice 1950  
 Watt, Joseph, B, Syracuse 1947-48  
 \*Weatherall, Jim, T, Oklahoma 1959-60  
 Weaver, Charlie, LB, USC 1971-81  
 Weaver, Herman, P, Tennessee 1970-76  
 Webb, Ken, HB, Presbyterian 1958-62  
 Weber, Richard, B, St. Louis 1945  
 Welch, Herb, S, UCLA 1990-91  
 Weger, Mike, DB, Bowling Green 1967-75  
 Weiss, Howard, B, Wisconsin 1939-40  
 Weithe, John, G, Xavier 1939-42  
 Welch, Jim, RB, SMU 1968  
 Wells, Mike, DE, Iowa 1994-97  
 Wells, Warren, E, Texas Southern 1964  
 West, Charlie, DB, UTEP 1974-77  
 Westbrook, Bryant, CB, Texas 1997-  
 Wester, Cleve, RB, Concordia 1987  
 \*Westfall, Robert, B, Michigan 1944-47  
 \*Wetterlund, Chet, B, Illinois Wesleyan 1942  
 Wheeler, Mark, TE, Kentucky 1987  
 White, Bryon, B, Colorado 1940-41  
 White, Daryl, G, Nebraska 1974  
 White, Sheldon, CB, Miami (Oh.) 1990-92  
 White, Stan, LB, Ohio State 1980-82  
 White, Wilbur, HB, Colorado A&M 1936  
 White, William, S, Ohio State 1988-93  
 Whited, Mike, T, Pacific 1980  
 Whitlow, Bob, G-C, Arizona 1961-65  
 Whitsell, Dave, DB, Indiana 1958-60  
 Wiatrak, John, C, Washington 1939  
 Wickert, Tom, T, Washington State 1977  
 Wickett, Lloyd, T, Oregon State 1943,46  
 Widell, Doug, G, Boston College 1994-95  
 \*Wiese, Robert, B, Michigan 1947-48  
 Wilder, James, RB, Missouri 1990  
 Williams, Allen, RB, Maryland 1995  
 Williams, Bobby, DB, Central State (Oh.) 1969-71  
 Williams, Eric, DT, Washington State 1984-89  
 Williams, Eric T, DB, North Carolina State 1987

- Williams, Gardner, DB, St. Mary's 1984  
 Williams, Jimmy, LB, Nebraska 1982-90  
 Williams, Michael, WR, Northeastern 1989  
 Williams, Ray, WR, Washington State 1980  
 Williams, Rex, C, Texas Tech 1945  
 Williams, Sam, DE, Michigan State 1960-65  
 Williams, Scott, FB, Georgia 1986-88  
 Williams, Wait, DB, New Mexico State 1977-81  
 Wilson, Camp, B, Tulsa 1946-49  
 Winkler, Randy, T, Tarleton State 1967  
 Winslow, Robert, E, USC 1940  
 Witkowski, John, QB, Columbia 1984, 88  
 Witte, Mark, TE, North Texas State 1987  
 \*Wojciechowicz, Alex, C, Fordham 1938-46  
 Woit, Richard, B, Arkansas State 1955  
 Womack, Bruce, G, West Texas State 1951  
 Woodcock, John, DT, Hawaii 1976-80  
 Woodley, Richard, CB, TCU 1996  
 Woods, Jerry, DB, Northern Michigan 1989  
 Woods, Larry, DT, Tennessee State 1971-72  
 Woods, Robert, WR, Grambling 1979  
 Woolfolk, Butch, RB, Michigan 1987-88  
 Wright, John, WR, Illinois 1969  
 Wyatt, Doug, DB, Tulsa 1973-74  
 Wyche, Sam, QB, Furman 1974

## Y

- Yarbrough, Jim, T, Florida 1969-77  
 Yepremian, Garo, K, (no college) 1966-67  
 Young, Adrian, LB, USC 1972  
 Yowarsky, Walter, E, Kentucky 1955

## Z

- Zatkoff, Roger, G, Michigan 1957-58  
 Zawadzkas, Jerry, E, Columbia 1967  
 \*Zimmerman, Leroy, B, San Jose State 1947  
 Zoiko, Mickey, RB, Auburn 1971-74  
 Zuzzio, Anthony, G, Muhlenberg 1942

(\* deceased)

## Lions' Monday Night Games

| Date     | Opponent      | Score    | Date     | Opponent         | Score         |
|----------|---------------|----------|----------|------------------|---------------|
| 10-5-70  | CHICAGO       | W, 28-14 | 11-7-83  | N.Y. GIANTS      | W, 15-9       |
| 12-14-70 | at L.A. Rams  | W, 28-23 | 12-5-83  | MINNESOTA        | W, 13-2       |
| 9-20-71  | MINNESOTA     | L, 13-16 | 12-10-84 | L.A. RAIDERS     | L, 3-24       |
| 11-1-71  | at Green Bay  | T, 14-14 | 12-15-86 | CHICAGO          | L, 13-16      |
| 10-16-72 | GREEN BAY     | L, 23-24 | 12-10-90 | L.A. RAIDERS     | L, 31-38      |
| 10-30-72 | at Dallas     | L, 24-28 | 12-28-92 | at San Francisco | L, 6-24       |
| 10-1-73  | ATLANTA       | W, 31-6  | 9-19-94  | at Dallas        | W, 20-17 (OT) |
| 10-14-74 | SAN FRANCISCO | W, 17-13 | 9-25-95  | SAN FRANCISCO    | W, 27-24      |
| 10-6-75  | DALLAS        | L, 10-36 | 12-4-95  | CHICAGO          | W, 27-7       |
| 10-19-81 | CHICAGO       | W, 48-17 | 11-11-96 | at San Diego     | L, 21-27      |
| 12-6-82  | N.Y. JETS     | L, 13-28 | 12-23-96 | at San Francisco | L, 14-24      |


**Total Monday Night Games:** 22  
**Monday Night Record:** 10-11-1  
**Home Record:** 8-7  
*(Silverdome: 5-5, Tiger Stadium: 3-2)*  
**Road Record:** 2-4-1

## Lions' Overtime Games

| Date     | Opponent            | Score    | Winning Scoring Play (Elapsed Time)                      |
|----------|---------------------|----------|--|
| 11-23-75 | at Kansas City      | L, 21-24 | Jan Stenerud, 26-yard FG (6:44)                          |
| 11-27-80 | CHICAGO             | L, 17-23 | Dave Williams, 95-yard KO return (0:21)                  |
| 11-20-83 | at Green Bay (Mil.) | W, 23-20 | Eddie Murray, 37-yard FG (8:30)                          |
| 9-9-84   | at Atlanta          | W, 27-24 | Eddie Murray, 48-yard FG (5:06)                          |
| 10-14-84 | TAMPA BAY           | W, 13-7  | Leonard Thompson 37-yard pass from Gary Danielson (4:34) |
| 11-4-84  | PHILADELPHIA        | T, 23-23 |  |
| 11-24-85 | at Tampa Bay        | L, 16-19 | Donald Igwebuike, 24-yard FG (12:31)                     |
| 10-11-87 | at Green Bay        | W, 19-16 | Mike Prindle, 31-yard FG (12:26)                         |
| 10-30-88 | N.Y. GIANTS         | L, 10-13 | Paul McFadden, 33-yard FG (0:55)                         |
| 10-29-89 | at Green Bay (Mil.) | L, 20-23 | Chris Jacke, 38-yard FG (2:14)                           |
| 11-4-90  | WASHINGTON          | L, 38-41 | Chip Lohmiller, 34-yard FG (9:10)                        |
| 12-2-90  | at Chicago          | L, 17-23 | Neal Anderson 50-yard pass from Jim Harbaugh (10:57)     |
| 12-22-91 | at Buffalo          | W, 17-14 | Eddie Murray, 21-yard FG (4:23)                          |
| 9-12-93  | at New England      | W, 19-16 | Jason Hanson, 38-yard FG (3:56)                          |
| 9-4-94   | ATLANTA             | W, 31-28 | Jason Hanson, 37-yard FG (5:14)                          |
| 9-19-94  | at Dallas           | W, 20-17 | Jason Hanson, 44-yard FG (14:33)                         |
| 10-30-94 | at N.Y. Giants      | W, 28-25 | Jason Hanson, 24-yard FG (6:43)                          |
| 10-22-95 | at Washington       | L, 30-36 | Darrell Green 7-yard interception return                 |
| 10-19-97 | NEW YORK GIANTS     | L, 20-26 | Chris Calloway 68-yard pass from Danny Kanell (1:40)     |

**Total Overtime Games:** 19  
**Overtime Record:** 9-9-1  
**Home Record:** 2-4-1  
**Road Record:** 7-5-0

## Kick Off With Special Offers From Avis.



It's our goal at Avis to provide our fans with great rates, quality service and lots of winning offers. This football season, you can enjoy a super lineup of savings:

- **10% Off Weekend/Weekly Rates** in the contiguous U.S.
- **25% Off Canadian Rates** ■ **10% Off International Rates**

To request your discount, give the Avis Reservation Sales Agent your special Avis Worldwide Discount (AWD) number: **A403008** when you reserve your car.

So get on the winning team. For information and reservations, call your travel consultant or Avis toll-free at **1-800-331-1212** in the US or call the location nearest you.

Rates and discounts are available at participating Avis locations. Discounts applied to the time and mileage/kilometers portion of the rental charge. Discounts may not be available on all rates at all times and may not be available during holiday and blackout periods. An advance reservation is required and cars are subject to availability. May not be used in conjunction with any other discount, offer or coupon. There may be a per-mile charge for miles in excess of the mileage allowance. Taxes, local government surcharges, vehicle licensing fee no higher than \$1.85/day in CA, airport recoupment fee up to 12% at some locations and optional items, such as LDW, additional driver fee and fuel survice are extra. Renter must meet Avis age, driver and credit requirements. Minimum age is 25 but may vary by location and country.

Reserve your car online at [www.avis.com](http://www.avis.com)

Avis features GM cars.

©1998 Wizard Co., Inc.





This & That

## The Pontiac Silverdome

The Pontiac Silverdome has been the Detroit Lions' home since 1975. During the past 23 years, the building has hosted several premier events. A freak, late-winter snowstorm on March 4, 1985 caused extensive structural damage to the roof, however, a new canvas and steel-girder reinforced roof was added between March and June of 1985.

The Silverdome has the largest seating capacity (80,311) among NFL stadiums. The air-supported and cable-restrained facility is the largest of its kind in the world and is the first successful example of a fiberglass fabric roof system.

Since a 27-24 pre-season victory over the Kansas City Chiefs on August 23, 1975, the Lions have played 227 games in the Silverdome after moving from their former home at Tiger Stadium in downtown Detroit. The Dallas Cowboys defeated the Lions, 36-10, in the first regular-season game in the building, October 6, 1975. The Lions have posted a 128-97-2 overall record in Pontiac, including a 100-76-1 mark in regular season games (a .568 winning percentage). On January 5, 1992, the Lions defeated the Dallas Cowboys, 38-6, in the first playoff game held at the Silverdome. The victory capped an unde-

feated home season for the Lions as they finished a perfect 9-0 in games played in the Silverdome that year.

Though the Silverdome is the Lions' home, the Cincinnati Bengals and the San Francisco 49ers made NFL history in the building. On January 24, 1982, the 49ers defeated the Bengals, 26-21, before a crowd of 81,270 in Super Bowl XVI — the first Super Bowl ever played in a northern U.S. city.

During the summer of 1994, the Silverdome was the site of the first World Cup Soccer match ever played in a domed stadium. New ground was broken as natural grass was brought into the Silverdome for four soccer matches.

The Silverdome was built at a cost of \$55.7 million. It was occupied in just 23 months, on time and within budget, from its ground-breaking on September 19, 1973. During the roof's reconstruction in 1985, the Teflon-coated fiberglass panels that span the roof (100 in all) were completely replaced, and several structural modifications and safety improvements also were accomplished. The roof was re-inflated by workmen on May 30, 1985.

## Silverdome Attendance

(Regular Season Games Only)

| Regular Season    | Attendance        | Average       |
|-------------------|-------------------|---------------|
| 1975 (7 games)    | 513,383           | 73,340        |
| 1976 (7 games)    | 481,685           | 68,812        |
| 1977 (7 games)    | 459,281           | 65,611        |
| 1978 (8 games)    | 499,219           | 62,402        |
| 1979 (8 games)    | 520,589           | 65,074        |
| 1980 (8 games)*   | 622,593           | 77,824        |
| 1981 (8 games)*   | 603,679           | 75,460        |
| 1982 (5 games)    | 352,481           | 70,496        |
| 1983 (8 games)    | 553,595           | 69,199        |
| 1984 (8 games)    | 457,638           | 57,205        |
| 1985 (8 games)    | 504,613           | 63,077        |
| 1986 (8 games)    | 432,429           | 54,054        |
| 1987 (7 games)    | 190,758           | 27,251        |
| 1988 (8 games)    | 296,687           | 37,086        |
| 1989 (8 games)    | 392,396           | 49,050        |
| 1990 (8 games)    | 516,633           | 64,954        |
| 1991 (8 games)    | 491,892           | 61,487        |
| 1992 (8 games)    | 523,732           | 65,467        |
| 1993 (8 games)    | 533,969           | 66,746        |
| 1994 (8 games)    | 547,977           | 68,497        |
| 1995 (8 games)    | 565,233           | 70,654        |
| 1996 (8 games)    | 491,948           | 61,494        |
| 1997 (8 games)    | 554,898           | 69,362        |
| <b>TOTALS 177</b> | <b>11,107,308</b> | <b>62,753</b> |

(\*Led League)

## Top 20 Regular Season Crowds

(All at Pontiac Silverdome — Actual In-House Crowds)

|        |                                  |
|--------|----------------------------------|
| +* 1.  | 80,444 vs. Buccaneers (12-20-81) |
| +* 2.  | 80,291 vs. Vikings (9-28-80)     |
| 3.     | 80,027 vs. Cardinals (9-21-80)   |
| +* 4.  | 79,784 vs. Cowboys (10-6-75)     |
| +* 5.  | 79,694 vs. Cowboys (11-15-81)    |
| 6.     | 79,361 vs. Jets (12-6-82)        |
| +* 7.  | 79,428 vs. Vikings (12-12-81)    |
| +* 8.  | 79,169 vs. Vikings (12-5-83)     |
| +* 9.  | 78,879 vs. Bears (11-28-91)      |
| +* 10. | 78,845 vs. 49ers (11-2-80)       |
| +* 11. | 78,685 vs. Vikings (12-9-78)     |
| +* 12. | 78,452 vs. Vikings (12-17-77)    |
| * 13.  | 78,452 vs. Packers (10-16-77)    |
| +* 14. | 78,392 vs. Buccaneers (12-18-83) |
| +* 15. | 78,147 vs. Saints (10-12-80)     |
| +* 16. | 78,110 vs. Packers (9-28-97)     |
| 17.    | 78,087 vs. Dolphins (12-9-79)    |
| +* 18. | 78,042 vs. Bears (11-21-76)      |
| +* 19. | 77,919 vs. Raiders (9-27-81)     |
| +* 20. | 77,904 vs. Bears (11-27-97)      |

\*Sellout

+Televised locally

(36 sellouts)

# 1998 NFL Schedule

(All Times Local)

**FIRST WEEKEND**

**SUNDAY, SEPTEMBER 6**

|  |       |
|--|-------|
| 1. ARIZONA AT DALLAS.....              | 3:05  |
| 2. ATLANTA AT CAROLINA.....            | 1:01  |
| 3. BUFFALO AT SAN DIEGO.....           | 1:15  |
| 4. DETROIT AT GREEN BAY.....           | 12:01 |
| 5. JACKSONVILLE AT CHICAGO.....        | 12:01 |
| 6. MIAMI AT INDIANAPOLIS.....          | 3:15  |
| 7. NEW ORLEANS AT ST. LOUIS.....       | 12:01 |
| 8. NEW YORK JETS AT SAN FRANCISCO..... | 1:15  |
| 9. PITTSBURGH AT BALTIMORE.....        | 1:01  |
| 10. SEATTLE AT PHILADELPHIA.....       | 1:01  |
| 11. TAMPA BAY AT MINNESOTA.....        | 12:01 |
| 12. TENNESSEE AT CINCINNATI.....       | 1:01  |
| 13. WASHINGTON AT NEW YORK GIANTS..... | 1:01  |

**SUNDAY NIGHT, SEPTEMBER 6**

|                                 |      |
|---------------------------------|------|
| 14. OAKLAND AT KANSAS CITY..... | 7:20 |
|---------------------------------|------|

**MONDAY, SEPTEMBER 7**

|                                |      |
|--------------------------------|------|
| 15. NEW ENGLAND AT DENVER..... | 6:20 |
|--------------------------------|------|

**SECOND WEEKEND**

**SUNDAY, SEPTEMBER 13**

|                                      |       |
|--------------------------------------|-------|
| 16. ARIZONA AT SEATTLE.....          | 1:15  |
| 17. BALTIMORE AT NEW YORK JETS.....  | 1:01  |
| 18. BUFFALO AT MIAMI.....            | 1:01  |
| 19. CAROLINA AT NEW ORLEANS.....     | 12:01 |
| 20. CHICAGO AT PITTSBURGH.....       | 1:01  |
| 21. CINCINNATI AT DETROIT.....       | 1:01  |
| 22. DALLAS AT DENVER.....            | 2:15  |
| 23. KANSAS CITY AT JACKSONVILLE..... | 1:01  |
| 24. MINNESOTA AT ST. LOUIS.....      | 12:01 |
| 25. NEW YORK GIANTS AT OAKLAND.....  | 1:15  |
| 26. PHILADELPHIA AT ATLANTA.....     | 1:01  |
| 27. SAN DIEGO AT TENNESSEE.....      | 12:01 |
| 28. TAMPA BAY AT GREEN BAY.....      | 12:01 |

**SUNDAY NIGHT, SEPTEMBER 13**

|                                      |      |
|--------------------------------------|------|
| 29. INDIANAPOLIS AT NEW ENGLAND..... | 8:20 |
|--------------------------------------|------|

**MONDAY, SEPTEMBER 14**

|                                      |      |
|--------------------------------------|------|
| 30. SAN FRANCISCO AT WASHINGTON..... | 8:20 |
|--------------------------------------|------|

**THIRD WEEKEND**

**SUNDAY, SEPTEMBER 20**

(OPEN DATES: ATLANTA, CAROLINA, NEW ORLEANS, SAN FRANCISCO)

|  |       |
|--|-------|
| 31. BALTIMORE AT JACKSONVILLE.....     | 4:15  |
| 32. CHICAGO AT TAMPA BAY.....          | 4:05  |
| 33. DENVER AT OAKLAND.....             | 1:15  |
| 34. DETROIT AT MINNESOTA.....          | 12:01 |
| 35. GREEN BAY AT CINCINNATI.....       | 1:01  |
| 36. INDIANAPOLIS AT NEW YORK JETS..... | 1:01  |
| 37. PITTSBURGH AT MIAMI.....           | 1:01  |
| 38. ST. LOUIS AT BUFFALO.....          | 1:01  |
| 39. SAN DIEGO AT KANSAS CITY.....      | 12:01 |
| 40. TENNESSEE AT NEW ENGLAND.....      | 1:01  |
| 41. WASHINGTON AT SEATTLE.....         | 1:05  |

**SUNDAY NIGHT, SEPTEMBER 20**

|                                  |      |
|----------------------------------|------|
| 42. PHILADELPHIA AT ARIZONA..... | 5:20 |
|----------------------------------|------|

**MONDAY, SEPTEMBER 21**

|                                    |      |
|------------------------------------|------|
| 43. DALLAS AT NEW YORK GIANTS..... | 8:20 |
|------------------------------------|------|

**FOURTH WEEKEND**

**SUNDAY, SEPTEMBER 27**

(OPEN DATES: BUFFALO, MIAMI, NEW ENGLAND, NEW YORK JETS)

|                                   |       |
|-----------------------------------|-------|
| 44. ARIZONA AT ST. LOUIS.....     | 12:01 |
| 45. ATLANTA AT SAN FRANCISCO..... | 1:15  |
| 46. DENVER AT WASHINGTON.....     | 1:01  |

|                                       |       |
|---------------------------------------|-------|
| 47. GREEN BAY AT CAROLINA.....        | 1:01  |
| 48. JACKSONVILLE AT TENNESSEE.....    | 12:01 |
| 49. KANSAS CITY AT PHILADELPHIA.....  | 1:01  |
| 50. MINNESOTA AT CHICAGO.....         | 3:15  |
| 51. NEW ORLEANS AT INDIANAPOLIS.....  | 12:01 |
| 52. NEW YORK GIANTS AT SAN DIEGO..... | 1:15  |
| 53. OAKLAND AT DALLAS.....            | 12:01 |
| 54. SEATTLE AT PITTSBURGH.....        | 4:05  |

**SUNDAY NIGHT, SEPTEMBER 27**

|                                  |      |
|----------------------------------|------|
| 55. CINCINNATI AT BALTIMORE..... | 8:20 |
|----------------------------------|------|

**MONDAY, SEPTEMBER 28**

|                               |      |
|-------------------------------|------|
| 56. TAMPA BAY AT DETROIT..... | 8:20 |
|-------------------------------|------|

**FIFTH WEEKEND**

**SUNDAY, OCTOBER 4**

(OPEN DATES: BALTIMORE, CINCINNATI, JACKSONVILLE, PITTSBURGH, ST. LOUIS, TENNESSEE)

|                                       |       |
|---------------------------------------|-------|
| 57. CAROLINA AT ATLANTA.....          | 1:01  |
| 58. DALLAS AT WASHINGTON.....         | 1:01  |
| 59. DETROIT AT CHICAGO.....           | 12:01 |
| 60. MIAMI AT NEW YORK JETS.....       | 1:01  |
| 61. NEW ENGLAND AT NEW ORLEANS.....   | 12:01 |
| 62. NEW YORK GIANTS AT TAMPA BAY..... | 4:15  |
| 63. OAKLAND AT ARIZONA.....           | 1:05  |
| 64. PHILADELPHIA AT DENVER.....       | 2:15  |
| 65. SAN DIEGO AT INDIANAPOLIS.....    | 12:01 |
| 66. SAN FRANCISCO AT BUFFALO.....     | 1:01  |

**SUNDAY NIGHT, OCTOBER 4**

|                                 |      |
|---------------------------------|------|
| 67. SEATTLE AT KANSAS CITY..... | 7:20 |
|---------------------------------|------|

**MONDAY, OCTOBER 5**

|                                 |      |
|---------------------------------|------|
| 68. MINNESOTA AT GREEN BAY..... | 7:20 |
|---------------------------------|------|

**SIXTH WEEKEND**

**SUNDAY, OCTOBER 11**

(OPEN DATES: DETROIT, GREEN BAY, MINNESOTA, TAMPA BAY)

|                                       |       |
|---------------------------------------|-------|
| 69. BUFFALO AT INDIANAPOLIS.....      | 12:01 |
| 70. CAROLINA AT DALLAS.....           | 12:01 |
| 71. CHICAGO AT ARIZONA.....           | 1:05  |
| 72. DENVER AT SEATTLE.....            | 1:15  |
| 73. KANSAS CITY AT NEW ENGLAND.....   | 1:01  |
| 74. NEW YORK JETS AT ST. LOUIS.....   | 3:15  |
| 75. PITTSBURGH AT CINCINNATI.....     | 1:01  |
| 76. SAN DIEGO AT OAKLAND.....         | 1:15  |
| 77. SAN FRANCISCO AT NEW ORLEANS..... | 12:01 |
| 78. TENNESSEE AT BALTIMORE.....       | 1:01  |
| 79. WASHINGTON AT PHILADELPHIA.....   | 1:01  |

**SUNDAY NIGHT, OCTOBER 11**

|                                     |      |
|-------------------------------------|------|
| 80. ATLANTA AT NEW YORK GIANTS..... | 8:20 |
|-------------------------------------|------|

**MONDAY, OCTOBER 12**

|                                |      |
|--------------------------------|------|
| 81. MIAMI AT JACKSONVILLE..... | 8:20 |
|--------------------------------|------|

**SEVENTH WEEKEND**

**THURSDAY, OCTOBER 15**

(OPEN DATES: DENVER, KANSAS CITY, OAKLAND, SEATTLE)

|                               |      |
|-------------------------------|------|
| 82. GREEN BAY AT DETROIT..... | 8:20 |
|-------------------------------|------|

**SUNDAY, OCTOBER 18**

|  |       |
|--|-------|
| 83. ARIZONA AT NEW YORK GIANTS.....    | 1:01  |
| 84. BALTIMORE AT PITTSBURGH.....       | 1:01  |
| 85. CAROLINA AT TAMPA BAY.....         | 1:01  |
| 86. CINCINNATI AT TENNESSEE.....       | 12:01 |
| 87. DALLAS AT CHICAGO.....             | 3:15  |
| 88. INDIANAPOLIS AT SAN FRANCISCO..... | 1:05  |
| 89. JACKSONVILLE AT BUFFALO.....       | 1:01  |
| 90. NEW ORLEANS AT ATLANTA.....        | 1:01  |
| 91. PHILADELPHIA AT SAN DIEGO.....     | 1:15  |

|  |       |
|--|-------|
| 92. ST. LOUIS AT MIAMI .....           | 4:15  |
| 93. WASHINGTON AT MINNESOTA .....      | 12:01 |
| <b>MONDAY, OCTOBER 19</b>              |       |
| 94. NEW YORK JETS AT NEW ENGLAND ..... | 8:20p |

**EIGHTH WEEKEND  
SUNDAY, OCTOBER 25**

*(OPEN DATES: ARIZONA, DALLAS, INDIANAPOLIS,  
NEW YORK GIANTS, PHILADELPHIA, WASHINGTON)*

|                                       |       |
|---------------------------------------|-------|
| 95. ATLANTA AT NEW YORK JETS .....    | 1:01  |
| 96. BALTIMORE AT GREEN BAY .....      | 12:01 |
| 97. CHICAGO AT TENNESSEE .....        | 3:05  |
| 98. CINCINNATI AT OAKLAND .....       | 1:15  |
| 99. JACKSONVILLE AT DENVER .....      | 2:15  |
| 100. MINNESOTA AT DETROIT .....       | 1:01  |
| 101. NEW ENGLAND AT MIAMI .....       | 1:01  |
| 102. SAN FRANCISCO AT ST. LOUIS ..... | 12:01 |
| 103. SEATTLE AT SAN DIEGO .....       | 1:15  |
| 104. TAMPA BAY AT NEW ORLEANS .....   | 12:01 |
| <b>SUNDAY NIGHT, OCTOBER 25</b>       |       |
| 105. BUFFALO AT CAROLINA .....        | 8:20  |
| <b>MONDAY, OCTOBER 26</b>             |       |
| 106. PITTSBURGH AT KANSAS CITY .....  | 7:20  |

**NINTH WEEKEND  
SUNDAY, NOVEMBER 1**

*(OPEN DATES: CHICAGO, SAN DIEGO)*

|  |      |
|--|------|
| 107. ARIZONA AT DETROIT .....            | 1:01 |
| 108. DENVER AT CINCINNATI .....          | 1:01 |
| 109. JACKSONVILLE AT BALTIMORE .....     | 1:01 |
| 110. MIAMI AT BUFFALO .....              | 1:01 |
| 111. MINNESOTA AT TAMPA BAY .....        | 1:01 |
| 112. NEW ENGLAND AT INDIANAPOLIS .....   | 1:01 |
| 113. NEW ORLEANS AT CAROLINA .....       | 1:01 |
| 114. NEW YORK GIANTS AT WASHINGTON ..... | 1:01 |
| 115. NEW YORK JETS AT KANSAS CITY .....  | 3:05 |
| 116. ST. LOUIS AT ATLANTA .....          | 1:01 |
| 117. SAN FRANCISCO AT GREEN BAY .....    | 3:15 |
| 118. TENNESSEE AT PITTSBURGH .....       | 1:01 |
| <b>SUNDAY NIGHT, NOVEMBER 1</b>          |      |
| 119. OAKLAND AT SEATTLE .....            | 5:20 |
| <b>MONDAY, NOVEMBER 2</b>                |      |
| 120. DALLAS AT PHILADELPHIA .....        | 8:20 |

**TENTH WEEKEND  
SUNDAY, NOVEMBER 8**

|                                       |       |
|---------------------------------------|-------|
| 121. ATLANTA AT NEW ENGLAND .....     | 1:01  |
| 122. BUFFALO AT NEW YORK JETS .....   | 4:15  |
| 123. CAROLINA AT SAN FRANCISCO .....  | 1:05  |
| 124. CINCINNATI AT JACKSONVILLE ..... | 1:01  |
| 125. DETROIT AT PHILADELPHIA .....    | 1:01  |
| 126. INDIANAPOLIS AT MIAMI .....      | 1:01  |
| 127. KANSAS CITY AT SEATTLE .....     | 1:15  |
| 128. NEW ORLEANS AT MINNESOTA .....   | 12:01 |
| 129. NEW YORK GIANTS AT DALLAS .....  | 12:01 |
| 130. OAKLAND AT BALTIMORE .....       | 1:01  |
| 131. ST. LOUIS AT CHICAGO .....       | 12:01 |
| 132. SAN DIEGO AT DENVER .....        | 2:15  |
| 133. WASHINGTON AT ARIZONA .....      | 2:05  |
| <b>SUNDAY NIGHT, NOVEMBER 8</b>       |       |
| 134. TENNESSEE AT TAMPA BAY .....     | 8:20  |
| <b>MONDAY, NOVEMBER 9</b>             |       |
| 135. GREEN BAY AT PITTSBURGH .....    | 8:20  |

**ELEVENTH WEEKEND  
SUNDAY, NOVEMBER 15**

|   |       |
|---|-------|
| 136. BALTIMORE AT SAN DIEGO .....       | 1:05  |
| 137. CINCINNATI AT MINNESOTA .....      | 12:01 |
| 138. DALLAS AT ARIZONA .....            | 2:15  |
| 139. GREEN BAY AT NEW YORK GIANTS ..... | 4:15  |
| 140. MIAMI AT CAROLINA .....            | 1:01  |

|  |       |
|--|-------|
| 141. NEW ENGLAND AT BUFFALO .....        | 1:01  |
| 142. NEW YORK JETS AT INDIANAPOLIS ..... | 1:01  |
| 143. PHILADELPHIA AT WASHINGTON .....    | 1:01  |
| 144. PITTSBURGH AT TENNESSEE .....       | 12:01 |
| 145. ST. LOUIS AT NEW ORLEANS .....      | 12:01 |
| 146. SAN FRANCISCO AT ATLANTA .....      | 1:01  |
| 147. SEATTLE AT OAKLAND .....            | 1:05  |
| 148. TAMPA BAY AT JACKSONVILLE .....     | 4:15  |
| <b>SUNDAY NIGHT, NOVEMBER 15</b>         |       |
| 149. CHICAGO AT DETROIT .....            | 8:20  |
| <b>MONDAY, NOVEMBER 16</b>               |       |
| 150. DENVER AT KANSAS CITY .....         | 7:20  |

**TWELFTH WEEKEND  
SUNDAY, NOVEMBER 22**

|  |       |
|--|-------|
| 151. ARIZONA AT WASHINGTON .....           | 1:01  |
| 152. BALTIMORE AT CINCINNATI .....         | 4:15  |
| 153. CAROLINA AT ST. LOUIS .....           | 3:05  |
| 154. CHICAGO AT ATLANTA .....              | 1:01  |
| 155. DETROIT AT TAMPA BAY .....            | 1:01  |
| 156. GREEN BAY AT MINNESOTA .....          | 12:01 |
| 157. INDIANAPOLIS AT BUFFALO .....         | 1:01  |
| 158. JACKSONVILLE AT PITTSBURGH .....      | 1:01  |
| 159. KANSAS CITY AT SAN DIEGO .....        | 1:15  |
| 160. NEW YORK JETS AT TENNESSEE .....      | 3:15  |
| 161. OAKLAND AT DENVER .....               | 2:15  |
| 162. PHILADELPHIA AT NEW YORK GIANTS ..... | 1:01  |
| 163. SEATTLE AT DALLAS .....               | 12:01 |
| <b>SUNDAY NIGHT, NOVEMBER 22</b>           |       |
| 164. NEW ORLEANS AT SAN FRANCISCO .....    | 5:20  |
| <b>MONDAY, NOVEMBER 23</b>                 |       |
| 165. MIAMI AT NEW ENGLAND .....            | 8:20  |

**THIRTEENTH WEEKEND  
THURSDAY, NOVEMBER 26**

|   |       |
|---|-------|
| 166. MINNESOTA AT DALLAS .....              | 3:05  |
| 167. PITTSBURGH AT DETROIT .....            | 12:35 |
| <b>SUNDAY, NOVEMBER 29</b>                  |       |
| 168. ARIZONA AT KANSAS CITY .....           | 12:01 |
| 169. ATLANTA AT ST. LOUIS .....             | 12:01 |
| 170. BUFFALO AT NEW ENGLAND .....           | 4:05  |
| 171. CAROLINA AT NEW YORK JETS .....        | 1:01  |
| 172. INDIANAPOLIS AT BALTIMORE .....        | 1:01  |
| 173. JACKSONVILLE AT CINCINNATI .....       | 1:01  |
| 174. NEW ORLEANS AT MIAMI .....             | 1:01  |
| 175. PHILADELPHIA AT GREEN BAY .....        | 3:15  |
| 176. TAMPA BAY AT CHICAGO .....             | 12:01 |
| 177. TENNESSEE AT SEATTLE .....             | 1:05  |
| 178. WASHINGTON AT OAKLAND .....            | 1:15  |
| <b>SUNDAY NIGHT, NOVEMBER 29</b>            |       |
| 179. DENVER AT SAN DIEGO .....              | 5:20  |
| <b>MONDAY, NOVEMBER 30</b>                  |       |
| 180. NEW YORK GIANTS AT SAN FRANCISCO ..... | 5:20  |

**FOURTEENTH WEEKEND  
THURSDAY, DECEMBER 3**

|                                       |       |
|---------------------------------------|-------|
| 181. ST. LOUIS AT PHILADELPHIA .....  | 8:20  |
| <b>SUNDAY, DECEMBER 6</b>             |       |
| 182. BALTIMORE AT TENNESSEE .....     | 3:15  |
| 183. BUFFALO AT CINCINNATI .....      | 1:01  |
| 184. DALLAS AT NEW ORLEANS .....      | 12:01 |
| 185. DETROIT AT JACKSONVILLE .....    | 1:01  |
| 186. INDIANAPOLIS AT ATLANTA .....    | 1:01  |
| 187. KANSAS CITY AT DENVER .....      | 2:15  |
| 188. MIAMI AT OAKLAND .....           | 1:15  |
| 189. NEW ENGLAND AT PITTSBURGH .....  | 1:01  |
| 190. NEW YORK GIANTS AT ARIZONA ..... | 2:05  |
| 191. SAN DIEGO AT WASHINGTON .....    | 1:01  |
| 192. SAN FRANCISCO AT CAROLINA .....  | 1:01  |
| 193. SEATTLE AT NEW YORK JETS .....   | 1:01  |

**SUNDAY NIGHT, DECEMBER 6**

194. CHICAGO AT MINNESOTA .....7:20

**MONDAY, DECEMBER 7**

195. GREEN BAY AT TAMPA BAY .....8:20

**FIFTEENTH WEEKEND****SUNDAY, DECEMBER 13**

196. ARIZONA AT PHILADELPHIA.....1:01

197. ATLANTA AT NEW ORLEANS.....12:01

198. CHICAGO AT GREEN BAY.....12:01

199. CINCINNATI AT INDIANAPOLIS.....1:01

200. DALLAS AT KANSAS CITY.....3:15

201. DENVER AT NEW YORK GIANTS.....1:01

202. MINNESOTA AT BALTIMORE.....4:15

203. NEW ENGLAND AT ST. LOUIS.....12:01

204. OAKLAND AT BUFFALO.....1:01

205. PITTSBURGH AT TAMPA BAY.....1:01

206. SAN DIEGO AT SEATTLE.....1:05

207. TENNESSEE AT JACKSONVILLE.....1:01

208. WASHINGTON AT CAROLINA.....1:01

**SUNDAY NIGHT, DECEMBER 13**

209. NEW YORK JETS AT MIAMI.....8:20

**MONDAY, DECEMBER 14**

210. DETROIT AT SAN FRANCISCO.....5:20

**SIXTEENTH WEEKEND****SATURDAY, DECEMBER 19**

211. NEW YORK JETS AT BUFFALO.....12:35

212. TAMPA BAY AT WASHINGTON.....4:05

**SUNDAY, DECEMBER 20**

213. ATLANTA AT DETROIT.....1:01

214. BALTIMORE AT CHICAGO.....12:01

215. CINCINNATI AT PITTSBURGH.....1:01

216. INDIANAPOLIS AT SEATTLE.....1:05

217. KANSAS CITY AT NEW YORK GIANTS.....1:01

218. NEW ORLEANS AT ARIZONA.....2:15

219. OAKLAND AT SAN DIEGO.....1:05

220. PHILADELPHIA AT DALLAS.....3:15

221. ST. LOUIS AT CAROLINA.....1:01

222. SAN FRANCISCO AT NEW ENGLAND.....1:01

223. TENNESSEE AT GREEN BAY.....12:01

**SUNDAY NIGHT, DECEMBER 20**

224. JACKSONVILLE AT MINNESOTA.....7:20

**MONDAY, DECEMBER 21**

225. DENVER AT MIAMI.....8:20

**SEVENTEENTH WEEKEND****SATURDAY, DECEMBER 26**

226. KANSAS CITY AT OAKLAND.....1:05

227. MINNESOTA AT TENNESSEE.....11:35

**SUNDAY, DECEMBER 27**

228. BUFFALO AT NEW ORLEANS.....12:01

229. CAROLINA AT INDIANAPOLIS.....1:01

230. DETROIT AT BALTIMORE.....1:01

231. GREEN BAY AT CHICAGO.....12:01

232. MIAMI AT ATLANTA.....1:01

233. NEW ENGLAND AT NEW YORK JETS.....1:01

234. NEW YORK GIANTS AT PHILADELPHIA.....4:05

235. ST. LOUIS AT SAN FRANCISCO.....1:05

236. SAN DIEGO AT ARIZONA.....2:15

237. SEATTLE AT DENVER.....2:15

238. TAMPA BAY AT CINCINNATI.....1:01

**SUNDAY NIGHT, DECEMBER 27**

239. WASHINGTON AT DALLAS.....7:20

**MONDAY, DECEMBER 28**

240. PITTSBURGH AT JACKSONVILLE.....8:20

## Important NFL Dates 1998-99

**July 15**

Signing period ends at 4 p.m. (ET) for Unrestricted Free Agents to whom June 1 tender was made by Old Club. Until 4 p.m. (ET), on November 4, Old Club has exclusive rights with these players.

**July 23**

Lions report to training camp.

**August 7**

If a drafted rookie has not yet signed with his club by this date, he may not be traded to any other club in 1998.

**August 25**

Roster cutdown to maximum of 60 players on Active List by 4 p.m. (ET).

**August 30**

Roster cutdown to maximum of 53 players on Active/Inactive List by 4 p.m. (ET).

**August 31**

After 4 p.m. (ET), clubs may establish a Practice Squad of five players by signing free agents who do not have a season of free agency credit.

**September 4**

All clubs are required to identify their 49-player Active List by 7 p.m. (ET) on this Friday and thereafter on each Friday before a regular-season game (or at 7 p.m. ET two days prior to non-Sunday games). No later than one hour and 15 minutes prior to kickoff, clubs must identify their 45-player Active List and Third Quarterback, if any.

**October 13**

All trading ends at 4 p.m. (ET).

**October 14**

Players with at least four previous pension credited seasons are subject to the waiver system for the remainder of the regular season and postseason.

**November 10**

Deadline for clubs to sign by 4 p.m. (ET) their Franchise and Transition Players. If still unsigned after this date, such players are prohibited from playing in NFL in 1998.

**November 10**

Deadline for clubs to sign by 4 p.m. (ET) their Unrestricted Free Agents to whom June 1 tender was made. If still unsigned after this date, such players are prohibited from playing in NFL in 1998.

**November 10**

Deadline for clubs to sign by 4 p.m. (ET) their Restricted Free Agents to whom June 1 tender was made. If still unsigned after this date, such players are prohibited from playing in the NFL in 1998.

**November 10**

Deadline for clubs to sign by 4 p.m. (ET) their drafted players. If such players remain unsigned after this date, they are prohibited from playing in the NFL in 1998.

**November 28**

Deadline for reinstatement of players in Reserve List categories of Retired and Did Not Report.

**December 25**

Deadline for waiver requests in 1998, except for "special waiver requests", which have a 10-day claiming period, with termination or assignment delayed until after the Super Bowl.

**December 29**

Clubs may begin signing free agent players for the 1999 season.

**January 2-3**

Wild Card Playoff Games.

**January 9-10**

Divisional Playoff Games.

**January 17**

AFC and NFC Championship Games.

**January 31**

Super Bowl XXXIII, Miami, Florida.

**February 7**

AFC-NFC Pro Bowl, Honolulu, Hawaii.

**February 18-22**

Combine Timing and Testing, RCA Dome, Indianapolis, Ind.

**March 14-18**

NFL Annual Meeting, Phoenix, Arizona.

**April 17-18**

Annual Player Selection Meeting, New York, N.Y.

## Lions' Radio



(left to right) Mark Champion (Play-By-Play), Walter Dell (Statistician) and Jim Brandstatter (Color Commentator).

The Detroit Lions enter their third year with flagship station WXYT AM 1270 and the Infinity Broadcasting Corporation. Once again this year, Lions games will be simulcast on AM, WXYT 1270, and FM, WKRK 97.1, in order to provide Lions' fans with the best possible reception in the metro-Detroit area. The Lions' radio network will be comprised of 40 stations throughout Michigan and Ohio.

The Lions' broadcasting team again will feature play-by-play man Mark Champion, who begins his tenth year as the voice of the Lions. Detroit radio and television sports personality Jim Brandstatter, who is a former star lineman for the University of Michigan, again will provide the color commentary. Behind the scenes, providing game statistics to Champion and Brandstatter, will be Walter Dell — who is in his 37th season covering the Lions.

Members of the Lions' 40-station network and their locations (at press time):

### **AM 1270** **WXYT** **News Talk Radio**

**WXYT, AM 1270, Detroit (Flagship)**

WKRK, FM 97.1 Detroit  
WABJ, AM 1490, Adrian  
WKJZ, FM 94.9, Alpena  
WAAM, AM 1600, Ann Arbor  
WBCK, AM 930, Battle Creek  
WMAX, AM 1440, Bay City  
WKJF, AM 1370, Cadillac  
WTVB, AM 1590, Coldwater  
WYKX, FM 104.7, Escanaba  
WFDF, AM 910, Flint  
WMJ2, FM 95.3, Gaylord  
WOOD, AM 1300, Grand Rapids  
WPLB, AM 1380, Greenville

**WCSR, AM 1340/FM 92.1 Hillsdale**

WHTC, AM 1450, Holland  
WCCY, AM 1400, Houghton  
WMIQ, AM 1450, Iron Mountain  
WJMS, AM 590, Ironwood  
WKHM, AM 970, Jackson  
WKZO, AM 590, Kalamazoo  
WXIK, FM 94.1, Lansing  
WLSF, AM 1530, Lapeer  
WTIQ, AM 580, Manistique  
WDMJ, AM 1320, Marquette  
WAGN, AM 1340, Menominee  
WKBZ, AM 850, Muskegon  
WMMI, FM 104.3, Mt. Pleasant

**WNBY, AM 1450/FM 93.5, Newberry**

WNIL, AM 1290, Niles  
WUPY, FM 101.1, Ontonagon  
WJML, AM 1100, Petoskey  
WPHM, AM 1380, Port Huron  
WMAX, AM 1440, Saginaw  
WTGV, FM 97.9, Sandusky  
WCSY, AM 940/FM 98.3, South Haven  
WSJM, AM 1400, St. Joseph  
WKJC, FM 104.7, Tawas City  
WSPD, AM 1370, Toledo, OH  
WTCM, AM 580, Traverse City

## Lions' Media Relations Policies

The Media Relations Department has compiled the following information to assist the media in their coverage of the Detroit Lions. We believe adherence to the following procedures will prove beneficial to both the Detroit Lions and the media assigned to cover the team. If you have any questions or need any additional information, please ask any member of our Media Relations staff. We appreciate your cooperation.

### DETROIT LIONS MEDIA RELATIONS STAFF

|                               |                                |
|-------------------------------|--------------------------------|
| Director of Media Relations   | Mike Murray                    |
| Publications Coordinator      | Dan Arthur                     |
| Media Information Coordinator | Steve Reaven                   |
| Administrative Assistant      | Risa Balayem                   |
| Media Relations Interns       | Matt Barnhart<br>& Ryan Cullin |

### GENERAL MEDIA INFORMATION

#### GAME CREDENTIALS

All applications for credentials should be made in writing to the Lions' Media Relations Department. Credentials are available only to working members of the media and are non-transferable.

Credential requests should be made as much in advance as possible to allow sufficient time for mailing. Requests should be mailed or faxed to:

Mike Murray  
Director of Media Relations  
The Detroit Lions  
1200 Featherstone Road  
Pontiac, MI 48342  
Fax (248) 335-0764

#### TRAVELING WITH THE LIONS

Members of the Detroit-area media should submit their credential requests through the Lions' Media Relations Department at least one week in advance of each game.

#### MEDIA WORKROOM

The Lions' Media Workroom is adjacent to the Media Relations office at the south end of the Silverdome. Ample working space is normally available for all writers. Press information about the Lions, the team's upcoming opponent, and other NFL teams is available. Credit card phones have also been installed to assist out-of-town media in their coverage of the Detroit Lions during the week.

#### IN-SEASON MEDIA SCHEDULE

Head Coach Bobby Ross holds a weekly Press Luncheon each Monday during the regular season. Lions' players and coaches will be available to the credentialed media after each practice. Conference calls with the opposing team are normally scheduled for Wednesdays. Practice ses-

sions are open only to local media who regularly cover the Lions. For information regarding specific practice times and open locker room access, contact the Lions Media Relations Department.

#### TRAINING CAMP SCHEDULE

All training camp practices, which are held at Saginaw Valley State University, are open to the media. Head Coach Bobby Ross is available for interviews on the practice field immediately following each practice. Players are available on the field following morning and afternoon practices, and a designated media area near the locker room also provides the media with interview access to players following each practice session.

The morning practice typically runs from 9:30 until 11:15, and the afternoon session from 3:30 until 5:15. You should, however, anticipate changes to this schedule and are advised to contact the Media Relations Department to confirm daily practice times.

#### OFF-SEASON MEDIA SCHEDULE

Many Lions players train at the Silverdome throughout the off-season. We are happy to assist you in coordinating interviews with players and staff, but permission by the Media Relations Department is required before a reporter may enter the Lions' locker room. Your consideration is appreciated.

#### LIONS ONLINE OFFICIAL INTERNET SITE

Media and fans can access Lions' information from the team's official site on the World Wide Web. The website includes statistics, player bios, press releases, rosters, daily updates, breaking news, game recaps and much more. The address for the site is [www.detroitlions.com](http://www.detroitlions.com).

The National Football League's official web site — <http://www.nfl.com> — provides information on all NFL teams.

### GAMEDAY MEDIA INFORMATION

#### LIONS SILVERDOME PRESS BOX

The working area for writers, broadcasters, and photographers is located on the club level between the south and west corners of the stadium. The Lions ask that occupants refrain from cheering or otherwise distracting others who are assigned to cover the game. Credentials may be revoked by the club if it is deemed necessary to preserve a professional press box atmosphere.

The Lions provide complimentary telephones (credit card or collect calls only) in the visitors' area of the working press box. Pay telephones are located near the entrance to the lower level of the press box. Should you wish a private telephone installed at your seat, the Lions will be pleased to assign you a seat location for you to

provide to Ameritech (517/771-3300 to order a phone line). You are advised to bring your own telephone as the communications representatives have few instruments available on game days.

#### **PRESS BOX PROCEDURES**

The Detroit Lions maintain a working press box and — in accordance with the standards set by the PRO FOOTBALL WRITERS OF AMERICA — cheering is not permitted in the press box. We ask your cooperation in maintaining a working atmosphere at all times.

Those who need facsimile transmission before, during or after the game should make requests to the Lions' P.R. representatives seated in Row 2 of the press box.

#### **POST-GAME PROCEDURES**

Locker room passes, which are required to enter either locker room after the game, will be distributed by Lions' representatives in the second half. At the two-minute warning in the fourth quarter, Lions' representatives will escort the media to the locker room areas.

Lions' head coach Bobby Ross' post-game press conference will be broadcast on the public address system in the press box. Sheets with quotes from both head coaches and key players from both teams will be distributed in the press box as soon as possible following the game.

#### **FIELD PHOTOGRAPHERS**

Field photographers should report directly to the Photo Lounge, which is located in the south tunnel. Photographers should sign-in with Lions field control personnel in the Photo Lounge. Field control representatives will assign arm bands and distribute flip cards to all photographers.

Reporters, TV producers and grips/runners are strictly prohibited from the field and tunnel until the final two minutes of the game. At the two-minute warning, reporters and producers are restricted to the area near the south endzone.

#### **NO SMOKING POLICY**

In accordance with Michigan law and Pontiac Silverdome policy, smoking is prohibited in all areas of the press box, including the upper and lower press areas and the press lounge. Thank you for your cooperation.

#### **DIRECTIONS TO THE SILVERDOME**

The offices of the Detroit Lions are located near the south tunnel of the Pontiac Silverdome.

When driving to the Silverdome from Detroit

Metro Airport, follow signs to I-94 East (to Detroit) out of the airport. Proceed on I-94 East to I-75 North. Take I-75 North to M-59 West (to Pontiac). Exit M-59 at Opdyke Road (it will be the first exit). Turn left at the end of the ramp (at the traffic light) onto Opdyke and proceed to the Gate 1 entrance to the Silverdome (which is on your left). Driving time from the airport will be approximately 50 minutes depending on traffic.

When driving to the Silverdome from Oakland-Pontiac Airport, exit left out of the airport onto M-59 East. Proceed on M-59 East through Pontiac. Exit M-59 at Opdyke Road. Turn left at the end of the ramp (at the traffic light) onto Opdyke and proceed to the Gate 1 entrance to the Silverdome (which is on your left). Driving time from the airport will be approximately 20 minutes depending on traffic.

#### **IMPORTANT PHONE NUMBERS**

|                            |                |
|----------------------------|----------------|
| Detroit Lions Main Offices | (248) 335-4131 |
| Media Relations Fax        | (248) 335-0764 |
| Lions Ticket Office        | (248) 335-4151 |

#### **DETROIT SPORTS BROADCASTERS ASSOCIATION**

##### **ACTIVE MEMBERS**

|          |  |
|----------|--|
| WXYT-AM: | George Blaha, Larry Bielat, Jim Brandstatter, Mark Champion, Gus Ganakas   |
| WJRH-AM: | Ken Kal, Frank Beckmann, Dan Dickerson   |
| WWJ-AM:  | Sonny Eliot  |
| WDFN-AM: | Matt Dery, Jamie Samuelson, Mike Stone   |
| WTKA-AM: | Jim Hunt, Jim Stark  |
| WLQV-AM: | Vito LoPiccolo   |
| CKWW-AM: | Fred Smith   |
| WOMC-FM: | Tom Ryan   |
| WEMU-FM: | John Fountain  |
| WOOD-AM: | Rich Kincaide  |
| WTGV-AM: | George Benko, Robert Benko   |
| WJBK-TV: | Dan Miller, Jennifer Hammond   |
| WDIV-TV: | Fred Heumann   |
| WKBD-TV: | Ken Daniels, Ernie Harwell, Ray Lane   |
| ESPN:    | Jim Hendricks  |
| Others:  | Paul Chapman, Rich Curbelo, Jeff DeFran, Phil Guastella, Scott Harrison, Terry Moore, Jack Riggs, Kurt Schneider, Mark Unger, Dana Wakiji, Larry Watson. |

# Visit [detroitlions.com](http://detroitlions.com) for the most up-to-the-minute Lions' news

When you link to the "Detroit Lions Online" website, you'll get all of the latest – previews of upcoming games, updated results, bios, and statistics, chat sessions, and more! And drop into the Locker Room to find out what the players and coaches are saying every day of the year.

**THE DETROIT LIONS ONLINE**

The 1998 NFL Draft is history. Check out who the Lions picked and complete 1st round results.

Get Ready Lions' Fans!!!

The start of training camp is just around the corner. Camp runs this year from July 24-August 20.

**PRESEASON SCHEDULE**

|    |      |               |      |
|----|------|---------------|------|
| TH | 8:07 | ARIZONA       | 7:00 |
| TH | 8:14 | ATLANTA       | 7:00 |
| TH | 8:22 | at Cincinnati | 7:30 |

Join the Lions' Chat Session

Henry acquired LB Bob Frederickson joined in for a chat with Lions' fans on May 20.

See what Bobby Ross had to say about the squad's [www.detroitlions.com/pressroom/PressRoom.html](http://www.detroitlions.com/pressroom/PressRoom.html)

Check out the action in these exciting areas:

- Locker Room
- Coaches Corner
- Souvenirs
- Charities
- History
- Staff
- Players
- Fans
- Tickets
- Stats
- Press

You can even win a prize playing Lions Trivia — so bookmark "Detroit Lions Online"! You'll want to come back again and again.

## THE LOCKER ROOM


## LIONS TRIVIA

OK, don't you dare to prove to your friends that you truly are the Detroit Lions King when you claim to be the only one who can answer to our trivia quiz. These are original questions taken from the Detroit Lions' Trivia Quiz and are guaranteed to be the most fun you'll have in a long time.

The following Trivia questions ask: "Where in the world is San Diego?"

1. I played baseball at San Diego State?
- A. Don Eskin
- B. Jack Harvey
- C. Duane Jordan
- D. Donnie Anderson

## Detroit's New Downtown Stadium



Artist's depiction of a new domed stadium in downtown Detroit.

In August of 1996, the Lions announced plans to build a new domed stadium in downtown Detroit. The facility will be located next to the Detroit Tigers' new open-air stadium, giving Detroit a one-of-a-kind downtown dual-stadium complex. The domed stadium will provide Detroit with a world-class facility which could accommodate events year-round such as conventions, concerts, college basketball's Final Four, and the Super Bowl. In a unique partnership

designed to benefit the entire southeast Michigan community, private funding will account for more than half of the project's total cost.

"As we begin to see tangible evidence of what the new stadium will mean for our franchise and our entire community, I can't help but become increasingly excited at the prospect of seeing Lions football in downtown Detroit again," said Lions Vice Chairman William Clay Ford, Jr.



Key players in the dual-stadium project in downtown Detroit include (left to right): Atanas Ilitch, Wayne County Commissioner Ed McNamara, Mike Ilitch, Detroit Mayor Dennis Archer, William Clay Ford, Jr. and Marian Ilitch.



# IKON Office Solutions

**"THE OFFICIAL COPIER/FAX COMPANY FOR MICHIGAN SPORTS"**

To be a winner, you have to have the players. In the office equipment arena nobody has a more powerful line up than IKON Office Solutions. Come discover the IKON Office Solutions difference — a full array of office copiers, from high-performance desk top copiers, to color laser copiers, to 100 copy per minute, 1,000,000 copy a month copier/duplicators.

Plus, IKON's team of service and support professionals is legendary throughout the state, providing businesses with an unparalleled commitment to customer satisfaction - a commitment that helps you be productive and helps keep you a step ahead of the competition.

Call IKON Office Solutions today and let us know what we can do to help your business team. IKON Office Solutions: Work to Win.

## IKON OFFICE SOLUTIONS:

**COPIERS, HIGH-SPEED DUPLICATORS, COLOR LASER COPIERS, FAX MACHINES**

# IKON

Office Solutions

**Farmington Hills**  
(248) 476-6655

**Flint**  
(810) 733-5160

**Grand Rapids**  
(616) 538-8720

**Kalamazoo**  
(616) 343-1241

**Lansing**  
(517) 887-7017

**Muskegon**  
(616) 733-4442

**Novi**  
(248) 474-0900

**Port Huron**  
(810) 985-7148

**Saginaw**  
(517) 790-5006

**Southfield**  
(248) 945-4800

**Traverse City**  
(616) 941-4464

**Troy**  
(248) 879-8800

Canon MINOLTA  RICOH SHARP.

**Yes,  
we are the official  
equipment supplier of  
the Detroit Lions.**

**No,  
we don't mow  
the astroturf!**



# WEINGARTZ

**North America's Largest Outdoor Power Equipment Dealer!**

**BEST PRICES, BEST SERVICE & BEST SELECTION SINCE 1945**

**CEDAR SPRINGS**

11875 NORTHLAND DR.  
JUST NORTH OF 14 MILE RD.  
(616) 696-2913

**UTICA**

46061 Van Dyke  
1/2 Mile North of M-59  
(810) 731-7240

**FARMINGTON HILLS**

39050 Grand River  
Just East of Haggarty  
(248) 471-3050

**"THE POWER TO GET THE JOB DONE!"**