

D E T R O I T

LIONS

1999 MEDIA GUIDE




\$10.00

Detroit Lions Report Magazine

The Official Magazine of the Detroit Lions!

Each issue of 48 pages or more is packed with colorful features, insightful columns, action photos and behind-the-scenes information about your favorite team. Issued 8 times a year, the Lions Report is delivered to you monthly during the season. Stay up to date with in-depth features and these departments:



- Coaches Corner
- Hangin' With Herman
- Lions Record Book
- Letters to the Editor
- Quick Snap
- Inside the Pride
- Rick the Ref
- The Big Picture (community relations)
- Trivia
- The Training Table
- Players Page
- Lions Throwbacks



Yes! Enter my subscription to Lions Report.
One Year, 8 Issues... Only \$29.99

Mail to: Lions Report, P.O. Box 500, Missouri City, TX 77459 Or Call: 1-800-310-7047

Payment Enclosed

Bill Me

Visa

Mastercard

Discover

American Express

Credit Card #

Exp.

Name

Address

City/State/Zip

Phone

E-mail address



More publications available at:

www.retroseasons.com/library/

1999 Detroit Lions Schedule

PRESEASON

<i>Date</i>	<i>Opponent</i>	<i>Television</i>	<i>Time (ET)</i>
Friday, August 13	at Atlanta	WWJ-TV 62	7:30 p.m.
Friday, August 20	CINCINNATI	WWJ-TV 62	7:00 p.m.
Saturday, August 28	at Miami	WWJ-TV 62	7:00 p.m.
Thursday, September 2	ST. LOUIS	WWJ-TV 62	7:00 p.m.

REGULAR SEASON

<i>Date</i>	<i>Opponent</i>	<i>Television</i>	<i>Time (ET)</i>
Sunday, September 12	at Seattle	Fox	4:15 p.m.
Sunday, September 19	GREEN BAY	Fox	1:00 p.m.
Sunday, September 26	at Kansas City	Fox	1:00 p.m.
Sunday, October 3	***Bye Week***		
Sunday, October 10	SAN DIEGO	CBS	1:00 p.m.
Sunday, October 17	MINNESOTA	Fox	1:00 p.m.
Sunday, October 24	at Carolina	Fox	1:00 p.m.
Sunday, October 31	TAMPA BAY	ESPN #	8:30 p.m.
Sunday, November 7	ST. LOUIS	Fox	1:00 p.m.
Sunday, November 14	at Arizona	Fox	4:15 p.m.
Sunday, November 21	at Green Bay	Fox	1:00 p.m.
Thursday, November 25	CHICAGO	Fox #	12:40 p.m.
Sunday, December 5	WASHINGTON	Fox	1:00 p.m.
Sunday, December 12	at Tampa Bay	Fox	1:00 p.m.
Sunday, December 19	at Chicago	Fox	1:00 p.m.
Saturday, December 25	DENVER	CBS #	4:15 p.m.
Sunday, January 2	at Minnesota	Fox	1:00 p.m.

All times Detroit time.

Home Games in **BOLD CAPS**

Nationally Televised

1999 Detroit Lions Media Guide

CONTENTS AND DIRECTORY

ADMINISTRATION & COACHING STAFF	LIONS' HONORS	YEAR-BY-YEAR RESULTS
Detroit Lions' Directory 4	All-Time Honor Roll 180	Pre-Season Results 272
Management/Administrative Staff 6	1998 Detroit Lions' Honor Roll 184	Year-by-Year Results 275
Coaching Staff 17	THE RECORDS SECTION	THE HISTORY BOOK
Football Operations Staff 31	Lions' Individual Records 186	History of the Lions 334
PLAYER PROFILES	Lions' All-Time Records 198	Significant Dates 335
Veteran Player Biographies 38	Lions' Team Records 215	Thanksgiving Day Games 337
1999 Draft Pick Biographies 132	Opponents' Records 219	Lions' Draft Selections 338
Free Agent Biographies 139	Silverdome Records 220	Lions' Trade History 347
LIONS' PERSONNEL	Post Season Team Records 222	All-Time Player Roster 350
1999 Alphabetical Roster 146	Post Season Individual Records 223	Monday Night / OT Games 358
1999 Numerical Roster 148	Seasonal Leaders 225	THIS AND THAT
Roster Moves 150	The Last Time 234	Pontiac Silverdome 360
Final 1998 Depth Chart 152	COACHING AND SERIES RECORDS	Attendance Records 360
1998 SEASON IN REVIEW	Year-by-Year Results 236	1999 NFL Schedule 361
Regular Season Statistics 154	Lions' Coaching Summary 237	Important Dates for 1999-2000 363
Game-by-Game Statistics 158	Past Lions' Coaches 238	Lions' Radio Network 364
Player Participation 168	Past vs. the NFL 239	Lions' Media Policies 365
1998 Game Recaps 170	Opponents Information 240	Lions' Website 367
		Lions' New Domed Stadium 368



P.A.W.S. was created in October 1998 as an extension of an initiative started several years ago which pushed for the recycling of everyday business items within the Detroit Lions' administrative offices.

Among the increased efforts seen since the the P.A.W.S. task force was created has been the printing of Lions' game tickets and the 1999 Media Guide on recycled paper, and the adoption of a four-mile stretch of highway along M-59 and the responsibility of three-times-a-year cleaning of that area.

1999 DETROIT LIONS MEDIA GUIDE

Editor: Steve Reaven

Editorial Assistance: Mike Murray, Matt Barnhart, and Risa Balayem

Inside Photography: Tom Albert

Typesetting and Design: Bauer Dunham & Barr, Ann Arbor



Administration & Coaching

1999 Detroit Lions Staff Directory

Executive Management

Chairman and President.....	William Clay Ford
Vice Chairman.....	William Clay Ford, Jr.
Executive Vice President & Chief Operating Officer.....	Chuck Schmidt
Head Coach.....	Bobby Ross

Management

Vice President of Player Personnel.....	Ron Hughes
Vice President of Communications, Sales & Marketing.....	Bill Keenist
Vice President of Football Administration.....	Larry Lee
Vice President of Finance & Chief Financial Officer.....	Tom Lesnau
Vice President of Stadium Development & Salary Cap Director.....	Tom Lewand
Secretary.....	David Hempstead
Executive Assistant, Mr. William Clay Ford.....	Louise McDonald
Human Resources Director.....	Cheryl Carrier
Assistant, Offices of Mr. William Clay Ford, Jr.....	Jenny Taylor
Administrative Assistant, Chuck Schmidt & Tom Lewand, Business Travel Coordinator.....	Karen Johnson
Administrative Assistant, Bill Keenist.....	Linda Kirchner
Administrative Assistant, Football Administration.....	Barbara Saliba

Administrative Staff

Manager, Accounting Operations.....	Judy Kowalkowski
Administrative Assistant, Accounting.....	Terri Kimble
Information Systems Manager.....	Terri McKay
Office Facilities Manager.....	Mai Sellers
Office Assistant.....	Hoa Tran
Receptionist/Human Resources Assistant.....	Melissa Krucki

Ticket Sales and Customer Service

Director of Box Office Operations/Customer Service.....	Mark Graham
Director of Ticket Sales and Customer Service.....	Jennifer Manzo
Administrative Assistant.....	Liz Sorles
Ticket Sales Manager.....	Mark Schoeni
Account Representative.....	Ellen Allsopp
Account Representative.....	Brian Graves
Account Representative.....	Tim Nesbitt
Account Representative.....	Lance Power
Account Representative.....	Louis White
Ticket Sales Associate.....	Cindy Cook
Ticket Operations Assistant.....	Bill McCall

Media Relations

Director of Media Relations.....	Mike Murray
Assistant Director of Media Relations.....	Steve Reaven
Media Information Coordinator.....	Matt Barnhart
Publications Coordinator/Media Relations Assistant.....	Risa Balayem
Director of Broadcasting Services.....	Bryan Bender
Administrative Assistant.....	Deanna Caldwell

Marketing

Executive Director of Marketing.....	Steve Harms
Sponsorship Sales Manager.....	Mark Chechlik
Promotions and Game Operations Coordinator.....	Tarik Cox
Administrative Assistant.....	Mary Ann Cordova

Community Relations

Director of Community Relations and Detroit Lions' Charities.....	Tim Pendell
Community Relations Coordinator.....	Kim French

Coaching Staff

Defensive Line	Brian Baker
Defensive Assistant	Don Clemons
Offensive Coordinator	Sylvester Croom
Running Backs	Frank Falks
Assistant Strength & Conditioning	Rob Graf
Offensive Line	Jack Henry
Strength & Conditioning	Bert Hill
Offense & Special Teams Assistant	Stan Kwan
Quality Control - Offense & Administrative Assistant	John Misciagna
Linebackers	Gary Moeller
Quality Control - Defense	Dennis Murphy
Defensive Coordinator	Larry Peccatiello
Special Teams	Chuck Prierer
Defensive Backs	Dick Selcer
Tight Ends	Danny Smith
Wide Receivers	Jerry Sullivan
Quarterbacks	Jim Zorn
Administrative Assistant	Barbara Mouthaan
Administrative Assistant	Emily Jorgensen

Football Operations

Equipment Manager	Dan Jaroshewich
Assistant Equipment Manager	Mark Glenn
Equipment Assistant	James Jordan
Video Director	Steve Hermans
Assistant Video Director	Michael Richardson
Player Programs Assistant	Beth Gay
Director of Security	Allen "Jocko" Hughes
Groundskeeper	Charlie Coffin
Assistant Groundskeeper	Matt Cross
Turf Consultant	George Karas

Medical Staff

Head Athletic Trainer	Kent Falb
Assistant Athletic Trainer	Bill Ford
Assistant Athletic Trainer	Joe Recknagel
Assistant Athletic Trainer	Mike Hooper
Team Physician - Internist	Keith Burch, M.D.
Team Physician - Orthopaedist	David Collon, M.D.
Orthopaedic Consultant	Terry Lock, M.D.
Optometrist	Jeff Rautio, O.D.

Player Personnel/Scouting Staff

Director of Pro Scouting	Kevin Colbert
Area Scout	Russ Bolinger
Area Scout	Scott McEwen
Area Scout	Lance Newmark
Area Scout	Jim Owens
Pro Scout	Charlie Sanders
Pro Scout	Sheldon White
Area Scout (BLESTO)	Chad Henry
Player Personnel and Salary Cap Assistant	Karen Van Dam
Administrative Assistant	Kori Small

DETROIT LIONS QUICK FACTS

Address

The Detroit Lions, Inc.
1200 Featherstone Rd.
Pontiac, MI 48342

Stadium

Pontiac Silverdome
Capacity - 80,311
Opened Aug. 23, 1975

Phone

Lions Offices - 248/335-4131
Tickets - 248/335-4151
www.detroitlions.com



William Clay Ford CHAIRMAN AND PRESIDENT

With more than 35 years of ownership behind him, William Clay Ford continues to provide the Detroit Lions with firm support and unwavering stability. As one of the NFL's most respected and highly-regarded owners, Ford's tenure as the Lions' top executive heads into one of the most exciting eras of the team's storied lore. A new domed stadium in downtown Detroit and a state-of-the-art office and practice facility in suburban Allen Park are on the horizon, which has brought burgeoning optimism to what the future will bring. Combined with those future enhancements, the team's on-field prospects remain quite high, with the nucleus of a team that has made five recent trips to the playoffs intact.

"There was profound disappointment in the result of last season, but I have a strong feeling that our fortunes will rebound this year," Mr. Ford said. "I have great confidence that Bobby Ross and his staff have our team focused in the right direction. I expect nothing short of this club consistently standing as one of the league's elite and won't be fully satisfied until that level is attained."

Throughout his tenure as owner, William Clay Ford has guided the Detroit Lions organization with a sense of balance, integrity and honest leadership. Never one to seek the limelight, Mr. Ford has not sought public accolades for his many contributions to football, the automobile industry and

his community.

Known as Bill Ford to his friends and business associates, his relationship with the Lions began during his childhood when his father, Edsel Ford, took him to the University of Detroit Stadium to see the first Lions' team play in their maiden season in the Motor City in 1934.

He became a club director in 1956 and was asked by then-Lions' President Edwin J. (Andy) Anderson to become the Lions' president in 1961.

In November 1963, Mr. Ford purchased the team outright for \$4.5 million and officially took over the club on January 10, 1964.

The 1998 season marked Mr. Ford's 35th year as the sole owner of the club, and after making additional generous investments via free agency and continued shrewd development

through the draft, he believes the Lions should contend for the NFL's top prize.

"With the 1999 roster having taken shape in the off-season, there is tangible reason to feel that we should compete on a very high level this season," Mr. Ford said. "There is an attitude present that points toward pulling all resources together to not only return to the playoffs, but to carry that expectation several steps further. One factor that has been evident league-wide in recent years is that a team can systematically improve its record in a short period of time. There's no reason to believe that won't be the case this year in Detroit."

Of course, Mr. Ford's other passion in life is the automobile industry, he being a grandson of inventor and auto pioneer Henry Ford, founder of the Ford Motor Company.

Although he retired from his post as Ford Motor Company Vice Chairman in March 1989, Mr. Ford remains a member of the Board of Directors and serves on its Finance Committee as well as on its Organization Review and Nominating Committee. He has been a board member since 1948 and was chairman of the company's Design Committee since its inception in 1957 until retirement in 1989.

Utilizing his expertise in design, Mr. Ford is on special assignment as a design consultant focusing his efforts on the Jaguar.

During his career with the company, Mr. Ford gained special satisfaction and

claim as the executive in charge of the design, development and subsequent introduction of the Continental Mark II, the successor to the classic Lincoln Continental that had been developed and introduced by his father, Edsel, in 1939.

The youngest of Edsel's four children, William Clay Ford was born March 14, 1925. Following a tour of duty with the U.S. Naval Air Corp in World War II, he enrolled at Yale, where he captained both the tennis and soccer teams at the Ivy League school. In fact, he was a nationally ranked tennis player until two Achilles tendon surgeries relegated him to the sidelines. (Mr. Ford's athletic participation today includes some tennis, although he prefers golf, a game in which he became nearly a scratch performer.)

He graduated from Yale with a Bachelor of Science degree in economics and then joined Ford's sales and advertising staff. He later served on the industrial relations staff where he was a member of the committee that negotiated the historic 1949 contract with the UAW-CIO.

Mr. Ford also is Chairman Emeritus of the Board of Trustees of the Edison Institute, which operates Greenfield Village and the Henry Ford Museum in Dearborn. He is an honorary life trustee of the Eisenhower Medical Center, and serves as a director for the Boys' Club of America and the United Way of Southeastern Michigan. He is also a trustee for the Michigan Heart Association and to the Ronald Reagan Presidential Foundation. He received an honorary doctor of science degree from the Art Center College of Design in Pasadena, California, in 1981.

Recently, Mr. Ford's generosity was again recognized as the outdoor courts of the University of Michigan's new tennis center, of which he was a benefactor, were named in his honor. Also, a new addition to Detroit's Henry Ford Hospital (which bears the name of Mr. Ford's grandfather) opened in 1996 -- The William Clay Ford Center for Athletic Medicine, which is one of the premier sports medicine treatment and research institutions in the country.

He is married to the former Martha Firestone of Akron, Ohio. They are the parents of three daughters -- Martha, Sheila and Elizabeth -- and a son, William Clay Ford Jr., who serves as the Lions' Vice Chairman, and was elected as Ford Motor Company's Chairman of the Board of Directors in January 1999.



William Clay Ford, Jr.

VICE CHAIRMAN

Since becoming Lions' Vice Chairman in February 1995, William Clay Ford, Jr. has left an indelible mark on the organization with goals focused on outfitting a winner in the present, and ensuring the franchise of continued prosperity for decades to come. Ford also has forged a more influential and wide-ranging presence regarding league-wide issues, as evidenced by his inclusion on both the NFL's Finance Committee and NFL Properties' Committee.

Additionally, Ford's duties at Ford Motor Company have taken a dramatic turn in the past year as he assumed the post of Chairman of the Board of Directors on January 1, 1999. His current role not only entails a tremendous professional commitment, but also constitutes immense personal pride, with his election to the position once held by that of his great-grandfather, and American automotive pioneer, Henry Ford.

Ford played an instrumental role as the Lions announced plans in August 1996 to build a new domed stadium in downtown Detroit, and he also was a vital cog in the search process which concluded with the hiring of Bobby Ross as head coach in January 1997. William Clay Ford, Jr. shares his father's commitment and devotion for the franchise and a burning passion to win. And like his father, he wants

nothing more than to see the Lions regarded as one of the premier franchises in the National Football League.

Ford's dedication to the Lions was never more evident than when he spearheaded the team's stadium negotiations. Due largely to his determination and perseverance, the Lions were able to strike a deal with the city of Detroit and Wayne County that will place the Lions into a new domed stadium in downtown Detroit. The Lions will also build a state-of-the-art practice facility in Allen Park, a suburb of Detroit.

"Our new downtown stadium venture, along with the new Tigers' stadium, will hopefully be a centerpiece for making downtown Detroit an urban

growth center that is worthy of the people who live in and around Southeastern Michigan," said Ford. "The new stadium will enable us as a franchise not only to be competitive on the field in today's NFL economic structure, but it will allow the Lions to be a major player in the rebirth and enhancement of Detroit's continued urban and economic development. Making Detroit a world-class city once again is a role the Lions are very excited about undertaking."

In Ford's four years in his current role, he has made an immediate and far-reaching impact, as the organization took major steps forward on several fronts. In addition to the new stadium, plans will soon be in place for a new, state-of-the-art practice facility located in Allen Park, Michigan. Also under Ford's guidance, the Lions have launched a more aggressive marketing campaign, began publishing a team magazine and became one of the first National Football League teams to establish its own official Internet site. Additionally, the team has instituted a new ticket sales policy, including this year's introduction of the largest "Family Section" in the NFL (3,400 seats). The club also entered into a lucrative partnership with Infinity Broadcasting (now CBS Radio) for the Lions' radio broadcast rights and started production on weekly radio and

television shows that air throughout the season.

While Ford has been pleased with these business developments, he is even more excited about anticipated on-field success under Ross and his staff.

"Sometimes you must take a step backward before moving ahead, and that's how I look at last season, especially with respect to the quarterback situation," said Ford. "Consequently, I am confident the foundation laid by Bobby and his staff over the past two years was not only necessary, but will bode very well for the future."

William Clay Ford, Jr., 42, had been Treasurer of the Lions since 1980. He also has been one of four National Football League representatives on the NFL Europe League (formerly World League) Board of Directors since October 1994.

In 1996, he was named to Newsweek magazine's "The Century Club", a list of 100 people to watch as America heads into the next Millennium. Ford was one of only two people from the state of Michigan on the list.

Prior to his current appointment at Ford Motor Company, Ford had served on the company's Board of Directors (elected on January 14, 1988) for 11 years. He assumed the position of Chairman of the Finance Committee for Ford Motor on January 1, 1995, at which time he also joined the Organization Review and Nominating Committee. He also is Chairman of the Environmental and Public Policy Committee.

The Princeton University graduate earned a Master's degree in Management as an Alfred P. Sloan Fellow at the Massachusetts Institute of Technology.

Mr. Ford is Chairman of the Board of Trustees of the Henry Ford Museum and Greenfield Village, and a trustee of the Henry Ford Health System, Detroit Renaissance, and Conservation International. He is also a member of the World Economic Forum's Global Leaders for Tomorrow and Vice Chairman of the Greater Downtown Partnership Board of Directors (Detroit).



Chuck Schmidt

**EXECUTIVE VICE-PRESIDENT AND
CHIEF OPERATING OFFICER**

In the era of free agency, salary cap and revenue sharing issues in the National Football League, the unwavering presence of Chuck Schmidt, the Lions' Executive Vice President and Chief Operating Officer, has guided the Lions with stability and continuity.

Since the end of the 1996 season, the Lions have undergone significant change. In May 1996, the Lions' front office was re-structured to encompass four fully-functional areas — player personnel, football administration, com-

munications, sales and marketing, and administrative services. In August 1996, the Lions announced plans for a new stadium in downtown Detroit and practice facility in Allen Park, Michigan. Funding for the stadium has been raised, the design process is nearing completion and groundbreaking was scheduled to take place in 1999. And, in January 1997, Schmidt played an integral role in the selection process that culminated with the hiring of Bobby Ross as the Lions' new head coach. During

this period of adjustment, Schmidt maintained a sense of focus and continuity within the organization.

On the field, the Lions have been a playoff team in five of the last eight years, however, the team is still striving towards its primary goal — the Super Bowl. A key element in achieving that goal is management of the salary cap. Detroit's continued ability to keep its core of star players intact combined with fine-tuning personnel in areas of need can be attributed largely to

Schmidt's ability to oversee and manage the salary cap process.

Schmidt, 52, assumed his current duties on December 27, 1989, when he succeeded Russ Thomas as the organization's top operations officer. In his first year at the helm, he hired a new Director of Player Personnel in Ron Hughes (now Vice President of Player Personnel).

Now in his 24th year with the Lions, Schmidt has performed a variety of duties during his tenure, providing the Detroit native with keen and unique insight into the overall operation of the organization.

Under Schmidt's direction in 1990, the club established Detroit Lions Charities, a non-profit organization assisting various charitable and worthwhile causes in Michigan. To date, Detroit Lions Charities has donated over \$1.2 million to non-profit programs and charities throughout the state of Michigan, including a record \$210,000 in March 1999. The University of Michigan and Wayne State University graduate serves on the board of directors for the program and is Secretary-Treasurer. Schmidt also serves on the Board of Directors for CATCH; the Board of Trustees for the Leader Dogs for the Blind in Rochester; and the Board of Directors for YMCA of metropolitan Detroit.



Ron Hughes
VICE PRESIDENT OF
PLAYER PERSONNEL

17th Year With Lions

Ron Hughes is in his third year as the Lions' Vice President of Player Personnel. Prior to being named to his current position, Hughes spent six years as the Lions' Director of Player Personnel.

In his role as Vice President of Player Personnel, Hughes coordinates and supervises all of the Lions' college and pro scouting efforts. He was promoted to Director of Player Personnel in June 1990, after having worked in the department since 1983. He had served as the Lions' Director of Pro Scouting, where he primarily was responsible for the advance scouting reports of the Lions' opponents during the football season. He also scouted the top 100 college prospects each year.

Hughes is a 1965 graduate of California State College of Pennsylvania. He returned to his native Pittsburgh and coached for 14 years on the high school level, including five seasons as head coach of North Catholic High School.

In 1979, Hughes joined BLESTO, a National Football League scouting combine, where he spent four seasons scouting eastern colleges. He spent his first two years (1983-84) with the Lions as a college scout, before moving to pro scouting in 1985.

The 55-year-old Hughes and his wife, Adrienne, have three children (Ted, Scott and Jennifer).



Bill Keenist
VICE PRESIDENT OF
COMMUNICATIONS,
SALES & MARKETING

14th Year With Lions

Bill Keenist assumed the role of Lions Vice President of Communications, Sales and Marketing in May 1996 after two years as Vice President for Administration and Communications. Keenist, a fixture in the Lions' front office for the last 13 years, was appointed to his current position by Executive Vice President Chuck Schmidt. He oversees the Lions' media relations, community relations, marketing and ticket departments as well as managing all of the Lions' broadcasting matters.

Under Keenist's direction, the Lions have in the past few years launched their own television show, radio show, team newspaper and internet site. In 1996, he negotiated a new five-year agreement with Infinity Broadcasting for the Lions' radio rights. And in 1998, the Lions re-structured the ticket office, and instituted a tele-marketing and group sales department.

Keenist, 41, has been with the Lions since 1985 when he was hired as Assistant Public Relations Director. In 1987 he was named Director of Public Relations, a position he held until his appointment as Director of Marketing, Broadcasting and Communications in 1991.

Prior to joining the Lions, Keenist worked for the Washington Redskins from

1981-83 as a public relations assistant and Director of Promotions. He was a member of the Redskins when the team won Super Bowl XVII in 1983 over Miami.

Keenist left the Redskins to become Public Relations Director of the Pittsburgh Maulers of the United States Football League. After the Maulers, Keenist was the Sports P.R. Director for the Pittsburgh Civic Arena, where he worked primarily with the Pittsburgh Penguins hockey team.

Keenist's talents have been recognized around the NFL. For Super Bowls XXIV - thru-XXVIII he had the honor of being selected the public relations co-captain, which involves the coordination of all media-related activities at the Super Bowl. He currently serves on the following NFL PR/Marketing Committees: Broadcasting; Governmental Affairs and Insider Magazine.

He also served as the P.R. Chairman of the NFC Central Division and Chairman of the Public Relations Special Projects Committee.

A native of Elizabeth, Pa., Keenist holds a Master's degree in sports administration from Ohio University. He also received his Bachelor's degree in journalism from Ohio University. He served a graduate internship at Duke University where he worked in the athletic department.

He lives in Oxford with his wife, Cindy, and their three children, sons Billy and Christopher, and daughter, Lindsay.



Larry Lee

VICE PRESIDENT OF FOOTBALL ADMINISTRATION

7th Year With Lions

Former Lion offensive lineman Larry Lee enters his fourth year as Vice President of Football Administration. Lee, who was promoted to his current post in May 1996, had been the Lions' Director of Player Programs and Pro Personnel Assistant the last previous years.

In his current position, Lee negotiates player and business contracts and coordinates all aspects of football administration, including the equipment, training, security and video departments, as well as player programs, team travel and training camp. He is also involved in off-season free agency transactions.

Since Bobby Ross' arrival in 1997, Lee has coordinated the logistics for the Lions' training camp at Saginaw Valley State University. This season will mark the team's third straight trip to SVSU with the two parties having entered into a long-term agreement to continue their present relationship.

In Lee's first year on the job the Lions added a security department and improved the coordination of efforts between the various departments within football operations.

In 1998, Lee was given his fraternity's (Kappa Alpha Psi) Certificate of Achievement. He also serves on the board of directors for several organizations — including Big Brothers/Big Sisters, the YMCA Legacy Golf Tournament, Hope Center of Dayton, Ohio and is the chair-

man of the Big Brothers/Big Sisters Golf Tournament. Lee also is the executive director of the Martin Bayless Dayton All-Star Camp and is a lifetime member of Kappa Alpha Psi and the NAACP.

An All-Pac 10 performer and team captain as a senior at UCLA, Lee was selected by Detroit in the fifth round of the 1981 draft. Lee spent five seasons with the Lions as a center/guard and long snapper. He signed with the Miami Dolphins in 1986, and finished his career with Denver (1987-90). While in Denver, Lee took part in Super Bowl XXII.

Lee, 39, began planning for his post-football career while he was still playing, taking part in the Ford Motor Co. Minority Dealer Program. He later worked full-time as Mel Farr's administrative assistant from 1990-92. Lee also spent a year as general manager at White Allen Honda in his hometown of Dayton, Ohio before returning to the Lions.

Larry and his wife, Daphne have two daughters, Dayna (14) and Danielle (11).



Tom Lesnau

VICE PRESIDENT OF FINANCE AND CHIEF FINANCIAL OFFICER

22nd Year With Lions

Tom Lesnau was named to the position of Vice President of Finance and Chief Financial Officer in May 1996. Lesnau is one of the senior members of the Lions' organization, having been a member of the front office for the last 22 years.

His role consists of supervising

the club's financial operations, including budgeting, payroll, purchasing, accounting and all other financial matters. In addition to those responsibilities, he oversees the administrative and computer operations of the Lions, including non-team travel and facilities management of the club. He also continues his role as the Lions' liaison with the Pontiac Silverdome Stadium Authority.

Since assuming his current role, he undertook the enormous task of establishing departmental budgets in order to more efficiently administer the overall performance of the organization. In 1998, he also revamped all computer operations of the team and implemented a new system for both financial operations and other administrative areas of the club.

He was named Controller of the Lions in January 1991 after serving as the team's accountant for 13 years. Lesnau came to the Lions from the accounting firm of Ernst and Whinney (now Ernst and Young) where he had worked for five years. He was hired as the club's accountant in 1978 and took over the additional duties of travel coordinator in 1980. Lesnau also coordinated the construction of the players' lounge as well as the construction of the ticket and marketing offices and the conversion of the old ticket office into the public relations office in 1991. And in 1997, Lesnau supervised more significant changes made to the team's facilities, including the remodeling of the locker room and weight room.

In addition to his duties with the Lions, Lesnau serves on the NFL Finance Directors Committee. Additionally, his involvement with local charities includes positions on the Board of Directors for Detroit Lions Courage House, Kolo Charities and the Russ Thomas Scholarship Fund.

Lesnau, a native of Detroit, received his degree in accounting from Michigan State University and is a Certified Public Accountant. He resides in Waterford.



Tom Lewand
VICE PRESIDENT OF
STADIUM DEVELOPMENT &
SALARY CAP DIRECTOR

4th Year with Lions

Tom Lewand, entering his fourth year with the Lions, was elevated to his current title in June 1998. In his current role, Lewand manages the Lions' salary cap and negotiates player contracts. In addition to his salary cap responsibilities, Lewand is overseeing the Lions' new stadium and headquarters ventures, including coordinating the design and construction processes.

Lewand received his law degree from the University of Michigan Law School and his Master's in Business Administration from the University of Michigan Business School in 1996. He worked for the Lions on a part-time basis while completing work on his degrees.

After receiving his undergraduate degree from the University of Michigan in Political Science and Economics in 1991, he worked as an environmental advisor for the Governor of Indiana, Evan Bayh. Following a year in that position, he entered law school at Michigan. He spent time working for the law firm of Dickinson, Wright, Moon, Van Dusen and Freeman in Detroit, and the Chicago law firm of Kirkland and Ellis. In the summer of 1993, he worked in the White House in the Counsel's Office for Presidential Personnel.

Lewand aided the University of Michigan football program in various capacities on a volunteer

basis while he was in school. Additionally, he is active in the community, serving on the Boards of Directors of the Detroit Urban League and Boys Hope/Girls Hope of Detroit.

He and his wife, Suzanne, reside in Royal Oak with their daughter, Cayleigh.

Staff



Bryan Bender
DIRECTOR OF BROADCASTING SERVICES

3rd Year With Lions

Bryan Bender begins his third season with the Lions as Director of Broadcasting Services. Prior to joining the team on a full-time basis in 1997, Bender produced the team's weekly television show for two years on a free-lance basis.

In addition to his current duties of coordinating the Lions' television programming, Bender also produces the team's pre-season telecasts as well as the DiamondVision production (on game-days) at the Pontiac Silverdome. He also assists the team's video department in shooting all practices and away games.

Prior to joining the Lions, Bender was a member of the WJBK-TV 2 (Fox affiliate in Detroit) sports department for four years. A graduate of Eastern Michigan University, Bender lives in Grand Blanc with his wife, Cathy, and their two children, Ashley and Michael.



Cheryl Carrier
HUMAN RESOURCES DIRECTOR

4th Year with Lions

Cheryl Carrier is in her fourth year as the Lions' Human Resources Director. Prior to joining the Lions, Carrier spent 19 years with Ford Motor Company, the last nine as Executive Assistant to William Clay Ford, Jr.

Carrier set up the newly formed department, which established new policies and procedures for personnel matters in addition to providing human resources services to Lions' staffers. Among the services provided are training sessions, seminars on various topics such as stress management, social activities, a new job performance evaluation system and orientation for new employees.

A native of the Detroit area, Carrier attended Plymouth Salem High and Henry Ford Community College. Her hobbies include scuba diving, mountain biking and all aspects of nature. She resides in Milford with her husband, Jim.



Mark Graham
DIRECTOR OF BOX OFFICE
OPERATIONS/CUSTOMER
SERVICE

17th Year with Lions

Mark Graham enters his second year as Director of Box Office Operations/Customer Service, but he is no stranger to the Lions' ticket office. He has served in several capacities within the club's ticket operations in the past 16 years, including time spent as a ticket sales representative, Assistant Director of Ticket Sales and managing the team's season ticket holder accounts. In his current role, Graham oversees the daily operation of all box office operations.

Graham re-joined the Lions in 1990 following a brief stint in the ticket office of the Fox Theatre in Detroit. He started with the Lions on a part-time basis and remained in that capacity until 1986 when he was promoted to full-time status with the club. Graham, 40, has also worked in the ticket offices of the Detroit Tigers, Detroit Red Wings and Joe Louis Arena.

Additionally, Graham was instrumental in the complete conversion and overhaul of the Lions' ticketing system in 1997. Also, Graham has worked for the NFL in nine past Super Bowls (including the last eight), assisting in the league-wide allocation and on-site distribution of all Super Bowl tickets.

Graham and his wife, Michelle, have four children -- daughter, Suzan, 10, sons, Michael, 7, and Joseph, 3 and Alexandra, who was born April 26, 1999.



Steve Harms
EXECUTIVE DIRECTOR OF
MARKETING

6th year with Lions

Steve Harms enters his sixth year as the Lions' Executive Director of Marketing. Harms, 38, oversees the Lions' marketing and promotions programs. His main focus is on sponsorship sales, and he has also taken over broadcast advertising sales for all Lions' media properties.

Additionally, Harms sells promotions, print advertising, and special event sponsorships, as well as coordinating sponsorship opportunities within the team's official website. The Lions' fan festival and corporate sponsorship programs at training camp are also under his management.

Harms joined the Lions with over 10 years of experience in marketing and sales in the NBA. Prior to joining the Lions, he served as the Director of Sponsor Programs for the Detroit Pistons and the Palace of Auburn Hills from 1991-94. From 1989-91, Harms was Team Services Manager for NBA Properties in New York. Harms also spent four years (1985-88) as the Director of Sales with the Milwaukee Bucks before moving on to NBA Properties. He began his career in the Pistons' ticket sales department at the Silverdome.

A native of Milwaukee, Wisconsin, Harms earned a Bachelor's degree in Recreation Administration at the University of Wisconsin-LaCrosse. He and his wife, Lori, reside in Oxford with their two daughters, Lauren and Joelle.



Allen "Jocko" Hughes

DIRECTOR OF SECURITY

4th year with Lions

Allen "Jocko" Hughes enters his fourth year as the Lions' Director of Security. Hughes handles day-to-day security needs and concerns as well as accompanying the team on road trips to ensure security.

Hughes joined the Lions following a 28-year career with the Detroit Police Department. He retired with the rank of Third Deputy Chief, where he trained officers and supervisors. Hughes also taught adult education in the Detroit Public Schools from 1979-85 and served as Chief of Operation/Security Director for the Emanuel Steward Kronk Boxing Team from 1981-87.

A native of Detroit, Hughes graduated from Miller High School, where he was a three-sport athlete - football, basketball and track - earning All-State honors in basketball and football. He was enshrined in the school's Hall of Fame in 1991. Hughes graduated from the University of Detroit Mercy with a degree in Law Enforcement. He coached and played professional basketball as well as coaching the Detroit Policemen basketball team and little league football.

Hughes has three children, Cassandra, Allen, and Calvin. He resides in Canton with his wife, Ora, who has two daughters, Robin and Terri.



Jennifer Manzo
DIRECTOR OF TICKET
SALES AND CUSTOMER
SERVICE

3rd Year with Lions

Jennifer Manzo is the Director of Ticket Sales and Customer Service after serving in 1997 as the team's Assistant Director of Ticket Sales. In her current role, she oversees all ticket sales, ticket promotions and customer service and the club's season ticket holder e-mail program.

Manzo joined the Lions following three years with the Chicago Wolves of the International Hockey League, where she held posts as both Ticket Sales Coordinator and Director of Ticket Sales. Prior to joining the Wolves, she was a marketing assistant with Hamilton Investments in Chicago from 1993-94.

A graduate of Michigan State University, Manzo worked as a recruiting assistant for the Spartans' football program from 1987-91, and also spent time as a stringer and features reporter at the Lansing State Journal during that span. Following her time in East Lansing, Manzo worked as a sports information assistant at the Mid American Conference's league office in 1991-92, and later became a sales representative for the Detroit Pistons/Palace of Auburn Hills.

Manzo's father, Richard Comar, was a long-time assistant football coach at Michigan State, Indiana State, Eastern Michigan, the Buffalo Bills and the CFL's Toronto Argonauts. She is a founding member of

WISE (Women in Sports and Events), and her hobbies include running, gardening, golf and hiking. She and her husband, Larry, reside in Troy, and have a daughter, Elena, who was born in September 1998.



Mike Murray
DIRECTOR OF MEDIA
RELATIONS

9th Year with Lions

Mike Murray joined the club as Media Relations Coordinator in April 1991. As Director of Media Relations, Mike Murray manages all aspects of media relations for the Lions, including the writing and publishing of the team's media guide, Insider Magazine, yearbook, press credentials, news releases, press conferences and direct day-to-day contact with the local and national media. Under his direction, the club has initiated the extensive use of desktop publishing, established its own newspaper ("Lions Report"), and developed the team's official web site (www.detroitlions.com) and the twice-weekly "Lions E-Report".

In 1997, Murray was honored by the Detroit Sports Broadcasters Association with the "Best of the Best Award" as the Public Relations Person-of-the-Year in Michigan sports. And in 1994-95 and 1998, his media relations department was named a finalist for the Pete Rozelle Award, an honor given annually by the Professional Football Writers of America recognizing the outstanding NFL P.R. staff. Murray also has contributed to the National Football

League's media relations efforts for the Super Bowl, Pro Bowl and NFC Championship Games, and has served on various NFL public relations committees.

Murray brings to the Lions extensive experience in athletic public relations. He arrived with the Lions following a brief stint as Assistant to the Athletic Director for Media Relations at Illinois State University. Prior to that post, Murray spent seven years (1984-90) as Assistant Sports Information Director at the University of Michigan. During his tenure in Ann Arbor, Murray helped coordinate publicity for six bowl-bound football squads and the men's basketball team that claimed the 1989 NCAA Championship.

A Dearborn native, Murray received his Communications degree from the University of Michigan. He and his wife, Mena, have three children, Elizabeth, Michael and Eddie, and reside in Royal Oak.



Tim Pendell
**DIRECTOR OF COMMUNITY
 RELATIONS AND DETROIT
 LIONS' CHARITIES**

15th Year with Lions

The Lions' involvement with charity and community organizations in the Detroit area has increased in recent years largely due to the efforts of Tim Pendell. In March 1998, Detroit Lions Charities exceeded the \$1 million mark in donations to non-profit programs and charities throughout the state of Michigan. That amount now stands at more than \$1.2 million after raising a record \$210,678 in 1998-99.

Pendell joined the Lions in 1985 and was Director of Communications prior to being named to his current position in December 1990. He also has been the chairman of the NFL Community Relations Committee since 1992. Pendell is also a member of the Board of Directors of the Detroit Police Athletic League.

Pendell is a native of Macomb, Illinois but was no stranger to Michigan when he joined the Lions. He was the Sports Information Director at Ferris State University in Big Rapids, Michigan from 1976-83. He then joined the public relations staff of the United States Football League's Michigan Panthers from 1983-84.

Pendell graduated from Western Illinois University and served a four-year stint in the Air Force with American Forces Radio and Television Service. He and his wife, Diann, are members of New Hope Church and reside in Oxford.

Detroit Lions' Administrative Staff



Ellen Allsopp
 ACCOUNT REPRESENTATIVE



Risa Balayem
 PUBLICATIONS COORDINATOR/
 MEDIA RELATIONS ASSISTANT



Matt Barnhardt
 MEDIA INFORMATION
 COORDINATOR



Deanna Caldwell
 ADMINISTRATIVE ASSISTANT-
 Media Relations



Mark Cheklich
 SPONSORSHIP SALES
 MANAGER



Cindy Cook
 TICKET SALES ASSOCIATE

ADMINISTRATION & COACHING STAFF 15



Matt Closs
ASSISTANT GROUNDSKEEPER



Charlie Coffin
GROUNDSKEEPER



Mary Ann Cordova
ADMINISTRATIVE ASSISTANT -
Marketing



Tarik Cox
PROMOTIONS & GAME
OPERATIONS COORDINATOR



Bill Ford
ASSISTANT ATHLETIC
TRAINER



Kim French
COMMUNITY RELATIONS
COORDINATOR



Beth Gay
PLAYER PROGRAMS ASSISTANT



Mark Glenn
ASSISTANT EQUIPMENT
MANAGER



Brian Graves
ACCOUNT REPRESENTATIVE



Mike Hooper
ASSISTANT ATHLETIC
TRAINER



Karen Johnson
ADMINISTRATIVE ASSISTANT -
C. Schmidt & T. Lewand/
Business Travel Coordinator



James Jordan
EQUIPMENT ASSISTANT



Emily Jorgensen
ADMINISTRATIVE ASSISTANT -
Coaching



George Karas
TURF CONSULTANT



Terri Kimble
ADMINISTRATIVE ASSISTANT -
Accounting



Linda Kirchner
ADMINISTRATIVE ASSISTANT -
Bill Keenist



Judy Kowalkowski
MANAGER, ACCOUNTING
OPERATIONS



Melissa Krucki
RECEPTIONIST & HUMAN
RESOURCE ASSISTANT



Bill McCall
TICKET OPERATIONS ASSISTANT



Louise McDonald
EXECUTIVE ASSISTANT -
Mr. William Clay Ford



Terri McKay
INFORMATION SYSTEMS
MANAGER



Barbara Mouthaan
ADMINISTRATIVE ASSISTANT -
Bobby Ross & Coaching



Tim Nesbitt
ACCOUNT REPRESENTATIVE



Lance Powser
ACCOUNT REPRESENTATIVE



Steve Reaven
ASSISTANT DIRECTOR OF
MEDIA RELATIONS



Joe Recknagel
ASSISTANT ATHLETIC
TRAINER



Michael Richardson
ASSISTANT VIDEO DIRECTOR



Barbara Saliba
ADMINISTRATIVE ASSISTANT -
Football Administration



Mark Schoenl
TICKET SALES MANAGER



Mai Sellers
OFFICE FACILITIES MANAGER



Kori Small
ADMINISTRATIVE ASSISTANT -
Player Personnel



Liz Sorles
ADMINISTRATIVE ASSISTANT -
Ticket Sales & Customer Service



Jenny Taylor
ASSISTANT - Offices of
Mr. William Clay Ford, Jr.



Hoa Tran
OFFICE ASSISTANT



Karen Van Dam
PLAYER PERSONNEL & SALARY
CAP ASSISTANT



Louis White
ACCOUNT REPRESENTATIVE



Bobby Ross

HEAD COACH

**64-55 Career Record
61-51 regular season)
3rd Year with Lions
12th Year in NFL**

In leading the Lions to a 9-7 finish in 1997, Bobby Ross became the first Detroit head coach since George Wilson in 1957 to lead the team to the post-season in his first season as head coach. And despite a disappointing 5-11 mark in 1998, bold optimism exists that the club will quickly re-establish itself as one of the league's elite teams, as was evidenced with four playoff appearances from 1993-97. In his first two seasons as head coach, Ross' work ethic and organization have made an immediate and profound impact on the Lions. Detroit's entire approach as an organization is that of moving forward with one goal in mind -- a Super Bowl championship.

Still mindful of the success that 1997 brought, Ross is aware that significant progress in the NFL can occur quickly. And knowing that a solid core of talent exists on his roster, Ross spearheaded several off-season moves in 1999 aimed not only at fortifying the depth of the roster, but also to enhance several areas that needed upgrading. As in 1998, a key to the off-season involved the re-signing of vital Lions' free agents, with this

year's crop including middle linebacker Stephen Boyd and strong safety Ron Rice, who were both inked to new long-term deals in February.

The club then took a major plunge into the free agent waters by luring defensive tackle James Jones away from the Baltimore Ravens. Depth along both the offensive and defensive lines also came in the form of former Philadelphia tackle Barrett Brooks and former Jacksonville defensive tackle Kelvin Pritchett, who began his career in Detroit from 1991-94. And the 1999 NFL Draft supplied at least three players who are expected to occupy significant roles on this year's squad -- linebacker Chris Claiborne (ninth overall pick), tackle Aaron Gibson (27th overall selection) and defensive end Jared DeVries (third-round). Ross also will have three veterans at his disposal who sat out the 1998 season with injuries -- guard Juan Roque, linebacker Matt Russell and defensive tackle Travis Kirschke.

Ross became the 18th head coach in Lions' history on January 13, 1997 following five years as the head coach of the San Diego Chargers, where he posted a regular-season record of 47-33 (.588) and a 3-3 mark in post-season play. Ross' 50 overall victories as the Chargers head coach - an average of 10 wins per year -- ranks third on the team's all-time list behind Sid Gillman (87 wins in 11 seasons) and Don Coryell (72 in nine seasons). His three playoff wins tie him with Coryell for the most in team history.

Ross took the reins in San Diego prior to the 1992 season. The Chargers caught fire after a slow start in '92 and became one of the NFL's Cinderella stories that year. Despite losing the first four games of the season, Ross' squad won 11 of the final 12 regular-season games and claimed San Diego's first AFC West title since 1981. That season also

marked San Diego's first playoff appearance since 1982. The Chargers continued their winning ways with a 17-0 playoff victory over Kansas City before bowing out of the playoffs with a divisional playoff loss at Miami the following week.

The Chargers' accomplishments in 1992 did not go unnoticed, earning Ross a host of post-season honors. He was named NFL Coach of the Year by United Press International, Pro Football Weekly, Football News Digest, Maxwell Football Club, Kansas City 101 Banquet and the Pro Football Writers Association.

Yet Ross' most successful NFL campaign came in 1994 when he led the Chargers to the only Super Bowl appearance in franchise history. Ross' relentless coaching style drove the team to playoff victories over Miami (22-21) at Jack Murphy Stadium and at Pittsburgh in the AFC Championship Game (17-13), before dropping a 49-26 decision to San Francisco in Super Bowl XXIX.

Prior to taking his first NFL head coaching position in 1992 with the Chargers, Ross was a head coach in the college ranks for 15 years, with four seasons (1978-81) spent as an assistant with the Kansas City Chiefs mixed into that span as well. During those 15 years coaching at The Citadel, Maryland and Georgia Tech, Ross compiled a record of 94-76-2 (.552).

Before revising the fortunes of the Chargers, the 62-year-old Richmond, Virginia native turned around the Georgia Tech program, carrying it into the national spotlight. As only the eighth full-time head coach in school history, he inherited a down-trodden program which struggled through a 5-20 mark before his arrival. The Yellow Jackets won 18 of their next 20 games after Ross took over in Atlanta and claimed a share of the national championship in 1990 with an 11-0-1 mark. It was the football program's first-ever national champi-

onship, and Ross was a consensus choice as national coach of the year. He culminated his career at Georgia Tech with a 31-26-1 record, including a 26-6-1 record over his final 33 games. He finished his five-year stint with an 8-5 record in 1991 and an 18-17 come-from-behind victory over Stanford in the Aloha Bowl.

In 1990, Ross directed Georgia Tech to the United Press International National Championship as the nation's only unbeaten team (11-0-1) following a convincing 45-21 win over Nebraska in the Florida Citrus Bowl. It was Tech's first appearance in a New Year's Day bowl game since 1966. Ross also collected one of the biggest wins of his coaching career when Tech knocked off then-top-ranked Virginia, 41-38, in a nationally-televvised thriller. The Yellow Jackets won their first Atlantic Coast Conference title in school history in 1990, and the school's first national and conference championship of any kind since 1952.

Ross previously spent five successful seasons at the University of Maryland (1982-86) where his Terrapin teams

were known in particular for their explosive offenses. During his time at Maryland, the Terrapins compiled a sparkling 39-19-1 mark (.607), with Ross guiding Maryland to three ACC titles and four bowl games.

Another of Ross' coaching highlights came in Maryland's thrilling 42-40 win over nationally-ranked Miami (Fla.) in 1984. Making the greatest comeback in Division I history, Ross led the Terps from a 31-0 halftime deficit to a last-second win over the Hurricanes in the Orange Bowl. Ross' Maryland teams produced a number of outstanding talents, including All-America quarterbacks Boomer Esiason, Frank Reich and Stan Gelbaugh, and former Detroit Lions' All-Pro center Kevin Glover.

After a tour of duty in the U.S. Army as a First Lieutenant (1960-62) and four seasons of coaching at the prep level, Ross started his collegiate coaching career at VMI in 1965. He then spent four seasons as an assistant at William & Mary (1967-70), one year at Rice (1971), and one year at Maryland (1972) before beginning his head coaching career at The Citadel in 1973.

Ross spent five seasons at The Citadel (1973-77) before leaving to become an assistant coach in the NFL under Marv Levy with the Kansas City Chiefs in 1978. He coached special teams and defense in 1978-79 and offensive backs in 1980-81 with the Chiefs, before returning to the collegiate ranks as head coach at Maryland in 1982.

Robert Joseph Ross was born December 23, 1936, in Richmond, Virginia, and was a three-sport letterman at Virginia Military Institute in football, basketball, and baseball. He started at quarterback and defensive back for two seasons and served as captain of the team as a senior. Ross graduated from the Lexington, Virginia school in 1959 with a Bachelor of Arts degree in English and History.

Ross and his wife, Alice, have five children - sons Chris, Kevin, and Robbie and daughters Mary and Teresa - and ten grandchildren. All five of his children are college graduates: Chris (Air Force Academy - '84), Mary (Maryland - '85), Teresa (Loyola of Baltimore - '87), Kevin (Naval Academy - '88) and Robbie (Georgia Tech - '96).

Bobby Ross' Coaching Record

Year	NFL REGULAR SEASON				Pct.	Result
	W	L	T			
1992 (San Diego)	11	5	0		.688	1st, AFC West
1993 (San Diego)	8	8	0		.500	4th, AFC West
1994 (San Diego)	11	5	0		.688	1st, AFC West
1995 (San Diego)	9	7	0		.563	2nd, AFC West
1996 (San Diego)	8	8	0		.500	3rd, AFC West
1997 (Detroit)	9	7	0		.563	3rd, NFC Central
1998 (Detroit)	5	11	0		.313	4th, NFC Central
Total	61	51	0		.545	Two Division Titles

Year	NFL PLAYOFFS				Pct.	Result
	W	L	T			
1993 (San Diego)	1	1	0		.500	Def. KC, Lost at Miami
1994 (San Diego)	2	1	0		.667	Def. Miami, Pitt, Lost to SF
1995 (San Diego)	0	1	0		.000	Lost to Indianapolis
1997 (Detroit)	0	1	0		.000	Lost at Tampa Bay
Total	3	4	0		.429	Trip to Super Bowl XXIX

Years	College	COLLEGE RECORD			
		W	L	T	Pct.
1973-77	The Citadel	24	31	0	.436
1982-86	Maryland	39	19	1	.670
1987-91	Georgia Tech	31	26	1	.543
Total		94	76	2	.552

Coaching Staff



Sylvester Croom OFFENSIVE COORDINATOR

3rd Year with Lions

13th Year in NFL

Sylvester Croom begins his third year in Detroit as the Lions' offensive coordinator after coaching running backs with three NFL teams for the previous 10 seasons. The Tuscaloosa, Ala. native has spent the last seven years teamed with Bobby Ross, beginning with his role as running backs coach from 1992-96 in San Diego.

Even with Detroit's offense still ranking in the top half of the NFL in 1998 (14th), one of Croom's chief priorities in 1999 will be for the Lions to duplicate the lofty status its offensive unit attained in 1997 when the club averaged 362.4 yards per contest. That total placed them atop the NFC ranks and second in the NFL, trailing only the Super Bowl XXXII champion Denver Broncos (367.0 yards per game). Croom has second-year quarterback Charlie Batch firmly entrenched as the team's long-term starter -- and the Lions also possess one of the most explosive offensive trios in the NFL -- running back Barry Sanders and wide receivers Herman Moore and Johnnie Morton -- at their disposal.

With Batch, the Lions have one of the league's most coveted commodities to brandish at opposing defenses -- a talented, young quarterback with his best years yet to come. Under Croom's direction in 1998, Batch enjoyed one of the most successful campaigns ever recorded by a rookie NFL signal-caller. He tied the all-time NFL rookie mark for

most consecutive passes thrown without an interception (Cleveland's Bernie Kosar with 136 attempts in 1985) and recorded the fourth-highest passer rating (83.3) ever by a rookie. Even while meshing a rookie quarterback into the system for the majority of 1998, Croom called Sanders' number enough for him to reach the 1,000-yard plateau for the record 10th-straight year (1,491 yards). And Moore and Morton comprised the third-most prolific wide receiver tandem in the league with 151 combined receptions a year ago.

Prior to joining the Chargers in 1992, "Sly" tutored the Indianapolis Colts' running backs in 1991. He held a similar position with the Tampa Bay Buccaneers for four seasons (1987-90), with that assignment serving as his first professional coaching experience.

Before joining the pro ranks, Croom spent 10 years (1977-86) at his alma mater, the University of Alabama, where he coached linebackers. He coached both outside and inside linebackers for the Crimson Tide, guiding the outside linebackers from 1977-81 and 1984-86, while leading the inside linebackers 1982-83. While he was at Alabama, the Tide won back-to-back national championships in 1978-79. Four of Croom's pupils at Alabama went on to become first round NFL draft choices - E.J. Junior (1981), Mike Pitts (1983), Cornelius Bennett (1987) and Derrick Thomas (1989). Also during Croom's tenure, Alabama led the Southeastern Conference in total defense two seasons, 1979-80. He started at Alabama as a graduate assistant in 1975-76.

During his playing days at Alabama under legendary coach Bear Bryant, Croom was an All-American center from 1972-74, while helping lead the Tide to three straight SEC championships and a national title in 1973. Alabama compiled a 32-4 record during Croom's three years as a starter. The 6-0, 235-pound center was named Kodak All-American and first-team All-

SEC as a senior in 1974. He also earned the Jacobs Award as the best defensive lineman in the conference. Croom began his career at Alabama as a linebacker, then switched to tight end and tackle before settling in at center.

Following his career at Alabama, Croom signed with the New Orleans Saints as a free agent in 1975 and played one season in the NFL.

Croom received his Bachelor's degree in history with a minor in biology from Alabama in 1975 and earned a Master's degree in educational administration two years later at Alabama.

Sylvester Croom, Jr. was born on September 25, 1954, in Tuscaloosa, Alabama. He played linebacker and tight end for the Tuscaloosa High Black Bears. Sly and his wife, Jeri, have a daughter, Jennifer.

DETROIT LIONS, 1997-
Offensive Coordinator
SAN DIEGO CHARGERS, 1992-96
Running Backs
INDIANAPOLIS COLTS, 1991
Running Backs
TAMPA BAY BUCCANEERS, 1987-90
Running Backs
UNIVERSITY OF ALABAMA, 1977-86
Linebackers
UNIVERSITY OF ALABAMA, 1975-76
Graduate Assistant



Larry Peccatiello

DEFENSIVE COORDINATOR

3rd Year with Lions

28th Year in NFL

Larry Peccatiello enters the 1999 campaign aiming to build upon the sound foundation he and his staff have built in their first two years in charge of the Lions' defense. Peccatiello, a 27-year NFL coaching veteran, joined the Lions in 1997 following three years as the defensive coordinator with the Cincinnati Bengals. Prior to his stint with the Bengals, Peccatiello spent 13 seasons with the Washington Redskins where he played a vital role in three Redskins' Super Bowl victories in four appearances.

Prior to Peccatiello's arrival in 1997, Detroit's defense ranked 20th in the NFL. He and his staff have moved Detroit into the upper half of defensive units league-wide in the past two years, and his troops will look to become even more stingy in 1999. At the core of 1998's improvement was the club's pass defense, which finished the season ranked eighth in the NFL (188.4 yards allowed per game). The dramatic improvement in defending the pass came despite employing three players who were starting at their respective positions for either the first or second years of their career. Rookie cornerback Terry Fair, second-year cornerback Bryant Westbrook and free safety Ron Rice (entered '98 with eight career starts) all received the type of seasoning last season that will only make their continued development in the future progress at a more accelerated pace.

Known league-wide for his ability to mix in a myriad of defen-

sive fronts, stunts and coverages, Peccatiello not only has a core group of veteran defenders at his disposal, but this year's NFL Draft added at least two additional players who will help fortify the Lions' defense. His front four features two of the most productive linemen in the league (Robert Porcher and Luther Elliss), he has the rugged Stephen Boyd anchoring the linebacking corps and savvy free safety Mark Carrier in the backfield.

Detroit also bolstered its defensive line during the off-season with the free agent signings of two defensive tackles – former Raven, James Jones, and Kelvin Pritchett, who played the first four years of his career in Detroit before heading to Jacksonville for the past four seasons. 1998 Butkus Award winner Chris Claiborne was one of the Lions' two first round selections in April and he is slated to step into the weak-side linebacker spot, while third round pick, defensive end Jared DeVries should also see time in Detroit's defensive line rotation.

Peccatiello joined the Bengals following his 13-year stint (1981-93) with the Redskins. In 1996, Cincinnati led the NFL with 44 takeaways in 1996, including a team-record 34 interceptions. Also in '96, the Bengals allowed only 102.7 rushing yards per game, the lowest single-season total for the Bengals since 1983. He was Washington's defensive coordinator from 1983-92 and served as assistant head coach in 1993. During his tenure as defensive coordinator, the Redskins played in four Super Bowls and emerged victorious in three of them (Super Bowls XVII, XXII and XXVI). In eight of Peccatiello's last ten seasons in Washington, the Redskins ranked in the NFL's top ten in rushing defense.

He began his professional coaching career with the Houston Oilers in 1972. Following four seasons (1972-75) as the Oilers' linebackers coach, he moved on to Seattle where he was the Seahawks' defensive coordinator for five seasons (1976-80).

Before moving on to the pro ranks, Peccatiello coached on the

collegiate level for 11 years. His first coaching job was at his alma mater, William & Mary. He coached at William & Mary for eight seasons (1961-68) before taking a job at the United States Naval Academy. He spent one year each at the United States Naval Academy (1969), Florida State (1970) and Rice (1971) before making the jump to the NFL. While at both William & Mary and Rice, Peccatiello was on the same staff as Bobby Ross.

Peccatiello was born December 21, 1937 in Newark, New Jersey. He attended Barringer High School in Newark before matriculating to William & Mary from 1955-58. At William & Mary, he earned All-Conference honors and captained the team. Peccatiello was inducted into the Newark Hall of Fame in 1994 and is also a member of the Hall of Fame at William & Mary.

A former lieutenant in the 101st Airborne Division, Peccatiello holds a Master's degree in education. He and his wife, Betsy, have four children: Terri, Arnie, Kathy and Marcia.

DETROIT LIONS, 1997-
Defensive Coordinator
CINCINNATI BENGALS, 1994-96
Defensive Coordinator
WASHINGTON REDSKINS, 1993
Assistant Head Coach
WASHINGTON REDSKINS, 1981-92
Defensive Coordinator
SEATTLE SEAHAWKS, 1976-80
Defensive Coordinator
HOUSTON OILERS, 1972-75
Linebackers
RICE, 1971
Defensive Coordinator/
Defensive Backs
FLORIDA STATE, 1970
Defensive Backs
U.S. NAVAL ACADEMY, 1969
Defensive Backs
WILLIAM & MARY, 1961-68
Defensive Backs



Brian Baker DEFENSIVE LINE

3rd Year with Lions
4th Year in NFL

Brian Baker, who both played and coached for Bobby Ross on the collegiate level, continues that relationship by entering his third year as the Lions' defensive line coach. Baker, whose first pro coaching assignment came in 1996 with the San Diego Chargers in the same capacity, also has 12 years of college coaching under his belt.

Since Baker's arrival, the Lions' defensive line schemes have relied more toward gap-control and technical alignment, a philosophy that replaced a previous mentality where an all-out dash for the quarterback was employed in most situations. This change in structure has seen Lion linemen in position to make big plays on a more consistent basis and being caught out of position less often.

Also prevalent since Baker's arrival has been an increase in sack totals from the front four. After collecting only 32 sacks as a team in 1996, Baker coaxed 31.5 sacks out of the defensive linemen alone in '97, and 25 drops from the front four a year ago. Also under Baker, Robert Porcher has blossomed into one of the most productive defensive ends in the league with 24 sacks in 1997-98, and the play of nose tackle Luther Elliss has begun to garner league-wide acclaim.

Baker began his coaching career at The University of Maryland under Ross, coaching outside linebackers in 1984-85.

After spending 1986 tutoring the fullbacks at Army, the 37-year old Baltimore, Md. native reunited with Ross and spent the next nine seasons at Georgia Tech, (1987-91 under Ross). He coached outside linebackers from 1987-94, and in 1995 he was promoted to defensive coordinator/outside linebackers coach, guiding a Yellow Jackets' defense which ranked fourth in the nation against the run that season.

Baker is an active member of the American Football Coaches Association (A.F.C.A.), and he is the first assistant coach to serve on the board of trustees for the A.F.C.A. He also served as Chairman of the Assistant Coaches Committee from 1992-95.

Baker earned three letters as an outside linebacker for the Maryland Terrapins under head coach Bobby Ross. The Terrapins earned three bowl invitations during Baker's playing career.

Brian Michael Baker was born June 20, 1962, in Baltimore, Md. He played running back and outside linebacker and ran track for Baltimore Polytechnic Institute High School Engineers in Baltimore. Baker earned his Bachelor's degree in marketing from Maryland in 1985.

He is married to the former Nevada Tinsley of Manhattan, New York, who earned All-America honors in track and field while attending the University of Virginia. The Bakers have two daughters, Nicole and Jade, and are also joined in their household by a niece, Norell Jackson.

DETROIT LIONS, 1997-
Defensive Line
SAN DIEGO CHARGERS, 1996
Defensive Line
GEORGIA TECH, 1995
Defensive Coordinator
GEORGIA TECH, 1987-94
Outside Linebackers
ARMY, 1986
Fullbacks
UNIVERSITY OF MARYLAND, 1984-85
Outside Linebackers



Don Clemons DEFENSIVE ASSISTANT

15th Year with Lions
15th Year in NFL

Don Clemons is the club's elderstatesman among coaches, entering his 15th season on the Lions' staff. Bobby Ross is the third head coach he has worked for while in Detroit, also serving under Darryl Rogers as strength and conditioning coach from 1985-88, and toiling on Wayne Fontes' staff from 1989-96 as a defensive assistant. He continues in a similar role currently under Ross.

Clemons, 45, is a native of Northampton, Pa. He was a standout defensive end at Muhlenberg (Pa.) College, where he earned All-District honors and was team captain his senior year ('76).

His first coaching experience was at Kutztown State (Pa.) where he tutored outside linebackers for two seasons (1977-78). He then spent one year as linebackers coach at New Mexico State (1979) before joining Rogers at Arizona State for five years. Clemons was the strength and conditioning coach for the Sun Devils and also assisted the defensive line coach from 1980-84.

The holder of an English degree from Muhlenberg, Clemons and his wife Shawn -- who starred in basketball at Arizona State, and was an assistant coach for the women's basketball team at nearby Oakland University that went to the NCAA Division II semifinals in 1989-90 -- have two sons, Scot and Corey, and live in Rochester, Michigan.

DETROIT LIONS, 1985-
Defensive Assistant
ARIZONA STATE, 1980-84
Strength and Conditioning/
Defensive Assistant
NEW MEXICO STATE, 1979
Linebackers
KUTZTOWN STATE (PA.), 1977-78
Outside Linebackers



Frank Falks

RUNNING BACKS

3rd Year with Lions
6th Year in NFL

Frank Falks took over as the Lions' running backs coach in 1997 after three years as the tight ends/H-backs coach with the San Diego Chargers. Prior to joining the Chargers, Falks accumulated 25 years of college coaching experience.

In his initial two seasons in Detroit, Falks not only had the pleasure of coaching one of the league's all-time greats in Barry Sanders, but he was instrumental in the retooling of the Lions' offensive backfield. After years of employing only a single back, Detroit shifted to a more conventional two-back approach in 1997, adding a fullback to the offensive mix on more than half of the team's formations. Not only did Sanders enjoy one of the most prolific seasons in NFL history in 1997, (league-leading 2,053 yards rushing), and follow that up with his record-setting tenth-straight 1,000-yard season in 1998, but the fullback position has become a source of considerable production (15 touchdowns in the two-year span).

Falks joined the Chargers following two years (1992-93) as the running backs coach at Ohio State. In 1993, Ohio State's Raymont Harris rushed for 1,369 yards and

averaged 112 yards per game. And four of Falks' running backs from Ohio State were selected in the 1994 draft. In addition to Robert Smith (21st pick overall), the Buckeyes produced Jeff Cothran (third round), Harris (fourth round), and Butler By'not'e (seventh round).

Falks began his coaching career at his alma mater, Parsons College, where he was the offensive coordinator for two years (1968-69). From there, he moved on to Kansas State for three seasons (1970-72) before tutoring the defensive ends at Arkansas from 1973-77. He then spent two years (1978-79) as the defensive coordinator at Wyoming, preceding a one-year stint (1980) as the defensive coordinator at San Diego State. In 1981, Falks joined Jimmy Johnson's staff at Oklahoma State where he coached the running backs for two seasons. While in Stillwater, Falks coached Ernest Anderson, the nation's leading rusher in 1982. After his tenure at Oklahoma State, Falks worked for four years (1983-86) at Southern California. He was USC's running backs coach in 1983-84 and was the Trojans' assistant head coach and recruiting coordinator in 1985-86. Falks then coached the running backs at Arizona State for four years (1987-91) before moving on to Ohio State. During his tenure with the Sun Devils, Falks coached Leonard Russell, who was the first running back selected (14th pick overall) in the 1991 NFL draft. From 1989-91, Falks also served as Arizona State's assistant head coach.

Falks played linebacker at Joplin Junior College in Joplin, Missouri, where he earned All-America honors in 1964 and was elected into Joplin's Hall of Fame in 1973. Falks continued his playing career at Parsons College in Fairfield, Iowa, where he graduated with honors with his Bachelor of Science degrees in biology and health & physical education in 1967. Falks also earned All-American honors in 1966.

Franklin Curtis Falks was born March 9, 1943, in Tampa, Fla. where he attended Howard Blake High and was named football captain for the Yellow Jackets as a senior. He was also a member of the National Honor Society.

Frank and his wife, Carol, have a son, Michael, and a daughter, Raegan.

DETROIT LIONS, 1997-
Running Backs
SAN DIEGO CHARGERS, 1994-96
Tight Ends/H-Backs
OHIO STATE, 1992-93
Running Backs
ARIZONA STATE, 1989-91
Running Backs/
Assistant Head Coach
ARIZONA STATE, 1987-88
Running Backs
SOUTHERN CALIFORNIA, 1985-86
Assistant Head
Coach/Recruiting Coordinator
SOUTHERN CALIFORNIA, 1983-84
Running Backs
OKLAHOMA STATE, 1981-82
Running Backs
SAN DIEGO STATE, 1980
Defensive Coordinator
UNIVERSITY OF WYOMING, 1978-79
Defensive Coordinator
UNIVERSITY OF ARKANSAS, 1973-77
Defensive Ends
KANSAS STATE, 1970-72
Offensive Line
PARSONS COLLEGE, 1968-69
Offensive Coordinator



Rob Graf

ASSISTANT STRENGTH AND CONDITIONING

1st Year with Lions
1st Year in NFL

Rob Graf joins the Lions in 1999, taking over the newly-created position of assistant strength and conditioning coach. Graf had previously spent the last six years (1993-98) in several capacities at his alma mater, Texas A&M.

Foremost among his duties with the Lions will be to help strength and conditioning coach

Bert Hill implement and oversee the Lions' off-season weight training program. He also will aid in the players' continuing development and progress in the weight room once the season begins.

Graf began his coaching career in 1990 when he joined the Aggies' staff as restricted earnings strength coach once his college track eligibility had expired in 1989. He spent two years (1990-91) in that role and then coached for a year at Gainesville (Tex.) High School (1992) before re-joining Texas A&M's staff.

Prior to his coaching tenure with the Aggies, Graf was an All-American discus thrower for Texas A&M's track and field squad. He won the Southwest Conference championship in 1989 and was a member of the 1989 Olympic Festival's South roster. During high school, Graf was the Texas AAAA state champion in 1984 and the runner-up in 1983 and '85. He also was a first-team All-State kicker as a prep senior in '84, in addition to being named the area's defensive player of the year and a first-team All-District offensive lineman.

Graf has been a member of the National Strength and Conditioning Association (NSCA) since 1994 and was the NSCA State Director of Texas from May 1998 - February 1999, when he joined the Lions in his role. He also received both a Bachelor's and Master's degree in kinesiology from Texas A&M.

Graf and his wife, Sharon, have a son, Jackson, 2, and a daughter, Mackenzie, who was born March 11, 1999. They reside in Auburn Hills.

DETROIT LIONS, 1999-
Assistant Strength and Conditioning
TEXAS A&M, 1993-98
Assistant Strength and Conditioning
GAINESVILLE (TX.) H.S., 1992
Offensive Line
TEXAS A&M, 1990-91
Restricted Earnings Strength Coach



Jack Henry

OFFENSIVE LINE

3rd Year with Lions

6th Year in NFL

Jack Henry returns in 1999 for his third year as the Lions' offensive line coach. He also held the same position in 1996 with the San Diego Chargers. Henry, 53, brings 30 years of coaching experience to the Lions, which is his third NFL stop.

Prior to joining the Chargers, Henry spent three seasons (1993-95) as the offensive line coach at the University of Pittsburgh. His first NFL coaching assignment was tutoring the Pittsburgh Steelers offensive line under Chuck Noll in 1990-91.

Henry previously served as the assistant director of athletics, associate head football coach and offensive coordinator at his alma mater, Indiana University of Pennsylvania from 1986-89. He also was inducted into IUP's Athletic Hall of Fame in September 1997. Additionally, Henry has served stints at six other colleges in his coaching career. He began by coaching the freshman offensive linemen at West Virginia (1970), and followed that by moving to Edinboro in 1973 (offensive line and assistant wrestling coach), Louisville in 1974 (offensive line), Millersville in 1975-76 (offensive coordinator), Southern Illinois in 1977 (offensive line), West Virginia in 1978-79 (offensive line), Appalachian State in 1980 (offensive coordinator) and Wake Forest in 1981-85 (offensive coordinator/offensive line coach). His first coaching job was at Blairsville (Pennsylvania) High.

Henry, who began his collegiate playing career as a line-backer at Penn State (1964-65), played guard for Indiana University of Pennsylvania in 1967-68 before graduating in 1969. He was the captain of IUP's 1968 Boardwalk Bowl championship team.

John "Jack" Henry was born March 14, 1946 in Wilmerding, Pennsylvania. He graduated from Chartiers-Houston High in Houston, Pennsylvania. Henry and his wife, Carol, have two children -- Chad, who is a regional BLESTO scout for the Lions, and Jacqueline.

DETROIT LIONS, 1997-
Offensive Line
SAN DIEGO CHARGERS, 1996
Offensive Line
UNIV. OF PITTSBURGH, 1993-95
Offensive Line
PITTSBURGH STEELERS, 1990-91
Offensive Line
INDIANA UNIVERSITY (PA.), 1986-89,
Assistant Athletic Director/
Offensive Coordinator
WAKE FOREST, 1981-85
Offensive Coordinator/Offensive Line
APPALACHIAN STATE, 1980
Offensive Coordinator
WEST VIRGINIA, 1978-79
Offensive Line
SOUTHERN ILLINOIS, 1977
Offensive Line
MILLERSVILLE, 1975-76
Offensive Coordinator
LOUISVILLE, 1974
Offensive Line
EDINBORO, 1973
Offensive Line
WEST VIRGINIA, 1970
Offensive Line (Freshmen)



Bert Hill STRENGTH & CONDITIONING

10th Year with Lions
10th Year in NFL

Bert Hill returns for his tenth season overseeing the Lions' strength and conditioning program. Hill was re-hired by Bobby Ross following the 1997 season after serving in a similar capacity for the previous seven seasons for the club. In addition to his role overseeing the team's strength and conditioning program, Hill will spend time helping Jack Henry along the offensive line.

Hill originally came to the Lions in March, 1990 following his second stint at Texas A&M. While in College Station, the Aggies won three consecutive Southwest Conference titles (1985-87).

In addition to his strength and conditioning duties with the Lions, Hill assisted with defensive line coaches Lamar Leachman for five years (1990-94), and John Teerlinck for one season (1995), in addition to working with special teams coach Frank Novak in 1997.

Hill began his coaching career under Skip Wolf in 1979 at Cloverdale Junior High in Montgomery, Alabama. He served as defensive coordinator at Cloverdale for two years (1979-80) before being hired by Sonny Jackson at Nichols State in 1981, where he assisted Barrett Murphy with the defensive line and strength and conditioning program. In 1982, Hill received his Master's degree from Auburn University while assisting Virgil Knight with the strength and conditioning program under Pat Dye. Hill then moved to Texas A&M to

aid Dave Williams with the Aggies' strength and conditioning program under Jackie Sherrill in 1983, and succeeded Williams as head strength coach from 1984-87. He later worked as Ohio State's strength and conditioning coach under John Cooper for one year (1988), before returning to Texas A&M with R.C. Slocum for one season (1989).

Hill played linebacker at Marion (Ala.) Military Institute J.C. in 1976-77 and one season at Wichita State (1978). He earned his Bachelor's degree in physical education from Auburn University at Montgomery in 1980 and his Master's degree in physical education with an emphasis in strength physiology from Auburn University in 1982.

The 41-year-old (January 25, 1958) Montgomery, Ala. native resides in Rochester Hills with his wife, Tara.

DETROIT LIONS, 1998-
Strength and Conditioning/
Assistant Offensive Line
DETROIT LIONS, 1997
Strength and Conditioning/Assistant
Special Teams
DETROIT LIONS, 1990-96
Strength and Conditioning/
Assistant Defensive Line
OHIO STATE, 1988
Strength and Conditioning
TEXAS A & M, 1983-87, '89
Strength and Conditioning
AUBURN, 1982
Assistant Strength and Conditioning
NICHOLS STATE, 1981
Assistant Defensive Line/
Assistant Strength
CLOVERDALE, 1979-80
Defensive Coordinator



Stan Kwan OFFENSE & SPECIAL TEAMS ASSISTANT

3rd Year with Lions
8th Year in NFL

Stan Kwan enters his third year with the Lions where he will continue to handle a variety of duties as the Lions' offensive and special teams assistant. Kwan, 29, joined the Lions following six seasons in a similar capacity with the San Diego Chargers, the last five under Bobby Ross.

In his role with the Lions, Kwan directs the special teams service unit during practice, and assists special teams coach Chuck Priefer with kickers, punters and long-snappers. Kwan also will continue to signal in the offensive calls during games. In addition, he is responsible for drawing all computer diagrams of plays and develops and compiles both the offensive and defensive playbooks during the off-season. Kwan also breaks down all special teams film of upcoming opponents and provides statistical analysis for special teams, as well as league and college combine testing statistics.

Kwan played baseball for three years at San Diego State University where he earned his Bachelors degree in criminal justice. During that span, the nationally-ranked Aztecs won one regular season WAC title, one WAC tournament title and earned two NCAA tournament berths.

Prior to matriculating to San Diego State, Kwan spent one year at South Mountain Community College in Phoenix, Arizona where he was the first freshman

to be named captain of the baseball team.

He attended Phoenix (Ariz.) Camelback High School where he holds the school career records for batting average, runs scored, stolen bases, on-base percentage and walks. In his junior year, Camelback was the top-ranked team in the state and was ranked 16th in the nation. He earned All-State honors twice as a short-stop and doubled as the school's quarterback where he set the school single-game passing record (327 yards). Among his high school teammates were three former NFL players: cornerback Kevin Miniefield (Detroit/Chicago); safety Darryl Morrison (Washington); and offensive lineman Warren Wheat (Seattle). Another of his high school classmates is PGA tour professional Billy Mayfair.

The son of Jimmy and Agatha Kwan, and a native of Phoenix, Arizona, Kwan is single and resides in Rochester Hills, Michigan.

DETROIT LIONS, 1997-

Offensive and Special Teams Assistant

SAN DIEGO CHARGERS, 1991-96

Offensive and Special Teams Assistant



John Misciagna
QUALITY CONTROL —
OFFENSE & ADMINISTRATIVE ASSISTANT

3rd Year with Lions

8th Year in NFL

John Misciagna serves the Lions as Quality Control - Offense and Administrative Assistant following five years in a similar role with the San Diego Chargers. Misciagna, whose ties to head coach Bobby Ross began during a ten-year stint at the University of Maryland (1979-88), breaks down game film of the Lions and their opponents and supplies a computer analysis for the staff's game-plan preparation. He also assists Ross with administrative duties pertaining to training camp, team travel and other matters.

Misciagna (pronounced mi-SHAG-nuh) began at Maryland in 1979 as a graduate assistant working with the wide receivers.

When Ross took over as Maryland's head coach in 1982, Misciagna became the Terrapins' recruiting coordinator, a position he held until 1988 (the last two years under new coach Joe Krivak). Misciagna then re-joined Ross at Georgia Tech in 1989 as Director of Recruiting and volunteer assistant coach. The 43-year-old Brooklyn, N.Y. native served as Georgia Tech's Director of Football Operations in 1991, and became the first assistant (quality control) Bobby Ross tabbed when taking over as head coach with the Chargers in 1992.

Misciagna began his coaching career as a graduate assistant at Indiana University of Pennsylvania (1976-77) where he worked with the offensive line.

He then spent three seasons as a graduate assistant coach for wide receivers and defensive backs (1977-79) at Columbia prior to being hired at Maryland.

John William Misciagna was born December 11, 1955 in Brooklyn, New York. He competed in football and track for the Poly Prep Blue Devils in Brooklyn and then became an All-Conference guard in football and captain of the football and track teams at Dickinson College in Carlisle, Pennsylvania. He earned a Bachelor's degree in English and comparative literature in 1976 from Dickinson and received a Master's degree in English at Columbia in 1978. He is single and resides in Bloomfield Hills.

DETROIT LIONS, 1997-

Quality Control - Offense and Administrative Assistant

SAN DIEGO CHARGERS, 1992-96

Quality Control - Offense and Administrative Assistant

GEORGIA TECH, 1991

Director of Football Operations

GEORGIA TECH, 1989-90

Director of Recruiting

UNIVERSITY OF MARYLAND, 1982-88

Recruiting Coordinator

UNIVERSITY OF MARYLAND, 1980-81

Graduate Assistant/Wide Receivers

COLUMBIA, 1977-79

Graduate Assistant - WR's and DB's

INDIANA UNIVERSITY (PA.), 1976

Graduate Assistant/Offensive Line



Gary Moeller

LINEBACKERS

3rd Year with Lions

5th Year in NFL

Gary Moeller, the former University of Michigan head coach, returned to the Detroit area in 1997 as the Lions' linebackers coach after two seasons as the tight ends coach of the Cincinnati Bengals.

The Lions' linebacking corps has shown dramatic improvement and versatility since Moeller's arrival in Detroit and looks to be a true team strength heading into the future. Making a particularly sizable contribution has been middle linebacker Stephen Boyd, who signed a six-year contract extension with the club during the off-season. In Moeller's two years as linebackers coach, Boyd has recorded 348 tackles (192 in 1997) and was named first-alternate to the 1999 NFC Pro Bowl squad. Flanking Boyd on either side will be 1998 free agent signee Allen Aldridge on the strong-side, and this year's number-one draft pick, consensus All-American Chris Claiborne, who won the 1998 Butkus Award last season while at USC.

Also making big strides under Moeller's tutelage have been two young backers who's arrival into the NFL coincided with Moeller being hired in 1997 -- fourth round pick Matt Russell and seventh round selection Richard Jordan. Both are expected to be heavy contributors on the Lions' defense for years to come.

Prior to his stint with the Bengals, Moeller spent five years

as the head coach at the University of Michigan. Under Moeller, the Wolverines posted a 44-13-3 record, won three Big Ten championships and posted a 4-1 record in New Year's Day bowl games. Michigan won a Big Ten-record 19 consecutive conference games (1990-92) and went unbeaten in 22 straight Big Ten games (1990-93) to set another conference mark.

Moeller began his coaching career at Bellefontaine (Ohio) High where he spent three years as head coach before becoming an assistant to Bo Schembechler at Miami (Oh.) in 1967. He moved to Michigan with Schembechler in 1969. He became defensive coordinator in 1973, a position he held until becoming the head coach at Illinois in 1977. Following three seasons at Illinois (1977-79), he returned to Michigan as an assistant in 1980. He held both the defensive and offensive coordinator positions during his second stint at Michigan and took over as head coach in 1990.

A three-time letter winner at Ohio State, Moeller played center and linebacker for the Buckeyes. A native of Lima, Ohio, he was the team captain in 1962.

Born January 26, 1941, Moeller and his wife, Ann, have three daughters, Susan Weeks, Amy Hevel and Molly Edwards, and a son, Andy. Andy lettered three times as a linebacker at Michigan and is currently an assistant coach at Missouri.

DETROIT LIONS, 1997-

Linebackers

CINCINNATI BENGALS, 1995-96

Tight Ends

UNIVERSITY OF MICHIGAN, 1980-94

Head Coach

UNIVERSITY OF MICHIGAN, 1980-89

Offensive/Defensive Coordinator

UNIVERSITY OF ILLINOIS, 1977-79

Head Coach

UNIVERSITY OF MICHIGAN, 1973-76

Defensive Coordinator

UNIVERSITY OF MICHIGAN, 1969-72

Linebackers

MIAMI (OH.) UNIVERSITY, 1967-68

Freshman Coach

BELLEFONTAINE H.S. (OH.), 1964-65

Head Coach



Dennis Murphy

QUALITY CONTROL — DEFENSE

3rd Year with Lions

6th Year in NFL

Dennis Murphy is now in his third year on the Lions' staff. In addition to continuing his role as quality control/defense, Murphy will assist the club in 1999 by traveling every weekend to view Detroit's upcoming opponent and file a scouting report for use during game preparation the following week.

Murphy, who earned five medals while serving in Vietnam, joined the Lions in 1997 following three seasons with the San Diego Chargers. He spent the 1996 campaign as an assistant for the Chargers' defense and special teams working with the squad's quality control and scouting of opponents' offensive tendencies. In his first two seasons with the Chargers (1994-95), Murphy tutored the Chargers' defensive line. Prior to joining the Chargers, the 58-year-old Murphy spent two seasons (1992-93) at the United States Naval Academy where he was the defensive coordinator in 1993.

In Murphy's first season with the Chargers, the team's sack total jumped to 43, up from 32 in 1993. The defensive line accounted for 36.5 of those sacks. The following year the defensive line was responsible for 31 of the Chargers' 36 sacks.

A native of South Bend, Indiana, Murphy earned three letters as a defensive lineman/tight end at Notre Dame. He played in the North-

South Shrine All-Star game and had a tryout with the Los Angeles Rams following his career at Notre Dame.

He was commissioned as a Navy Flight Officer and during service in Vietnam earned the Vietnam Service Medal with three stars, the National Defense Medal and Republic of Vietnam Campaign Medal.

Following his military commitment, Murphy returned to Notre Dame where he spent six years as a coach with the Fighting Irish. He was freshman coach in 1969 and junior varsity coach from 1970-74. In 1975, he moved on to Colgate where he coached the offensive line. He then spent two years (1976-77) as defensive coordinator and linebackers coach at Holy Cross. From 1978-81, he was the offensive line coach and offensive coordinator at Eastern Michigan. Murphy's association with Bobby Ross began in 1982 when he was hired at Maryland, where he spent the next 10 years as defensive line coach before moving on to Navy.

Dennis Michael Murphy was born October 22, 1940 in Endicott, New York. He competed in baseball, wrestling and football for John Adams High School in South Bend, Indiana where he earned three letters and All-State honors. Murphy graduated from Notre Dame with a Bachelor of Arts degree in 1963 and earned a Master of Arts teaching degree from Notre Dame in 1969.

Denny and his wife, Cindy, have four children - Michelle, Kristen, Lisa and Kevin.

DETROIT LIONS, 1997-

Quality Control - Defense

SAN DIEGO CHARGERS, 1994-96

Defensive Line/Quality

Control - Defense

U.S. NAVAL ACADEMY, 1992-93

Defensive Coordinator/

Defensive Line

MARYLAND, 1982-91

Defensive Line

EASTERN MICHIGAN, 1978-81

Off. Coordinator/Off. Line

HOLY CROSS, 1976-77

Defensive Coordinator/Linebackers

COLGATE, 1975

Offensive Line

NOTRE DAME, 1969-74

Freshman/Junior Varsity



Chuck Priefer

SPECIAL TEAMS

3rd Year with Lions

10th Year in NFL

Chuck Priefer, who begins his third year as the Lions' special teams coach, possesses 22 years of college and pro coaching experience on his resume, including the last 12 seasons spent working under Bobby Ross. Priefer coached the defensive backfield at Georgia Tech from 1987-91 and followed Ross to San Diego in 1992. Prior to his tenure at Georgia Tech, Priefer spent the 1986 season as the defensive coordinator at Kent State.

With the arrival of Priefer in 1997, the Lions saw a noticeable upturn in production from both Jason Hanson at kicker and '97 off-season acquisition John Jett at punter, as well as with its "Hard Core" units. Hanson has enjoyed two outstanding seasons under Priefer's direction, including an outstanding '98 season in which he recorded his fourth campaign

of more than 100 points and connected on 29-of-33 field goal tries. He has made 55-of-62 field goal attempts (.887) during 1997-98, ranking as the third-highest percentage in the NFL in that span. Hanson also was voted to his first Pro Bowl following the '97 campaign, which also saw him set a franchise record by converting 24 consecutive field goals.

Additionally, Priefer had a big hand in rookie return specialist Terry Fair's emergence in 1998. Fair led the NFL in kickoff returns (28.0 avg.) and became the first player since the AFL/NFL merger in 1970 to record two kickoff returns for touchdown in his first four pro games.

While at San Diego, the Chargers' special teams under Priefer also consistently ranked among the best in the NFL. In 1995-96 San Diego's special teams scored eight touchdowns, more than any other team in the league. The Chargers' Darrien Gordon led the AFC and was second in the NFL with a 14.9-yard punt return average. In 1994, return specialist Andre Coleman became the first player in Chargers' history to return two kickoffs for touchdowns in a single season, and he also returned a kickoff for a score in Super Bowl XXIX. He repeated that feat and also returned a punt for a score in 1995. He also averaged an AFC-high 11.6 yards per punt return in 1995.

In 1996, punter Darren Bennett, followed his standout campaign of 1995 with a record-setting season as he averaged a team-record 45.6 yards per punt. In 1995, Bennett, a former Australian Rules Football player, ranked second in the NFL with a 44.7-yard average and earned a Pro Bowl spot in his first season of organized football. Bennett's Pro Bowl appearance was the second consecutive by a Priefer student. In 1994, kicker John Carney led the NFL in scoring with 135 points en route to a Pro Bowl appearance.

In 1994, the Chargers' punt return and kickoff return teams ranked second and third, respectively, in the league. During the 1994 regular season, San Diego was the only team to return two punts and two kickoffs for touch-

downs. Punt returner Darrien Gordon led the AFC and ranked second in the NFL with a 13.2-yard average.

At Georgia Tech, Prierer cultivated a pass defense that ranked number-one in the country for several weeks in both the 1988 and 1990 seasons. Tech's pass defense ranked eighth in the country in 1991 and ranked in the top 15 three times.

Preceding his tenure at Georgia Tech, Prierer spent two seasons (1984-85) as the special teams coach for the Green Bay Packers. He also assisted with the Packers' linebackers. In 1984 Prierer's kickoff coverage team led the NFL by allowing only 16.0 yards per return and the special teams finished with the top average ranking in the NFC Central Division.

Prierer began his coaching career at Padua Franciscan High School in Parma, Ohio as an assistant football, baseball and basketball coach in 1963. He was named head baseball coach in 1965 and assistant athletic director in 1966. From 1972-76 he was the head football coach, posting a 34-15 record.

In 1977, he jumped from the prep ranks to Miami (Oh.) where he coached one season before moving on to North Carolina. He spent six seasons (1978-83) with the Tar Heels – one season as defensive backfield coach and five years as defensive line coach. North Carolina went to five straight bowl games during that time, posting a 50-20-1 record.

Charles John Prierer was born July 26, 1944 in Parma, Ohio. He attended St. Charles Borromeo High in Wickliffe, Ohio before matriculating to John Carroll University. He graduated from John Carroll in 1963 with a degree in history and Latin and earned a Master's degree in American-Russian history from John Carroll in 1967. Chuck and his wife, Sheila, have four children - Michael, Therese, Jennifer and Megan - and eight grandchildren.

DETROIT LIONS, 1997-
Special Teams
SAN DIEGO CHARGERS, 1992-96
Special Teams
GEORGIA TECH, 1987-91
Defensive Backs
KENT STATE, 1986
Defensive Coordinator
GREEN BAY PACKERS, 1984-85
Special Teams/Linebackers
UNIV. OF NORTH CAROLINA, 1978-83
Defensive Backs/Defensive Line
MIAMI (OH.) UNIVERSITY, 1977
Defensive Line



Richard Selcer SECONDARY

3rd Year with Lions
19th Year in NFL

Richard Selcer, an 18-year NFL coaching veteran, joined the Lions in 1997 as secondary coach after five seasons with the St. Louis Rams, where he tutored the Rams' linebackers.

Selcer broke into the NFL in 1981 with the Houston Oilers. He coached the Oilers' linebackers from 1981-83 before joining the staff of the Cincinnati Bengals. He served as the Bengals' linebackers coach for eight seasons (1984-91) and was on the Bengals' staff for Super Bowl XXIII against San Francisco.

In 1997-98, Selcer presided over a Lions' defensive secondary that was ranked as one of the league's youngest, most inexperienced units. In 1997, the Lions were the only team in the NFL to start two rookie cornerbacks (Bryant Westbrook and Kevin Abrams), but improved enough throughout the course of the season to elevate

their league-standing to 13th overall, allowing 194.6 yards per game. Selcer helped further enhance the Lions' secondary fortunes in 1998 when another rookie, Terry Fair, stepped into the starting lineup to combine with first-year starter, Ron Rice, at strong safety and veteran Mark Carrier at free safety. The group molded together in '98 to help the Lions finish eighth league-wide in pass defense, allowing only 188.4 yards per game.

Prior to his NFL experience, Selcer served as defensive coordinator at Southwestern Louisiana University from 1978-80 and held a similar position at Kansas State for three seasons (1975-77). He spent three years (1972-74) as defensive backfield coach at The University of Wisconsin following two years (1970-71) as head coach at Xavier University, where he began his coaching career as offensive backfield coach from 1962-64. In between his two stints at Xavier, he coached defensive backs at the University of Cincinnati for two years (1965-66), and was defensive coordinator at Brown University for three seasons (1967-69).

A native of Cincinnati, Ohio, Selcer attended Archbishop Henry Elder High where he earned All-Ohio honors in football and baseball, and captained the football, baseball and basketball squads. Selcer attended Notre Dame University (1955-59) where he earned two letters in football as a running back, and two letters in baseball as a second baseman. He was the team captain for the Irish in '59 and was selected to the College All-American Baseball Team. He and his wife, Merryll, have children – Michael, Stephen, Patrick, Constance and Kevin – and seven grandchildren.

DETROIT LIONS, 1997-
 Defensive Backs
 ST. LOUIS RAMS, 1992-96
 Linebackers
 CINCINNATI BENGALS, 1984-91
 Linebackers
 HOUSTON OILERS, 1981-83
 Linebackers
 SOUTHWESTERN LOUISIANA, 1978-80
 Defensive Coordinator/Linebackers
 KANSAS STATE, 1975-77
 Defensive Coordinator/Linebackers
 UNIVERSITY OF WISCONSIN, 1972-74
 Defensive Backs
 XAVIER UNIVERSITY, 1970-71
 Head Coach
 BROWN UNIVERSITY, 1967-69
 Defensive Coordinator/
 Defensive Backs
 UNIVERSITY OF CINCINNATI, 1965-66
 Defensive Backs
 XAVIER UNIVERSITY, 1962-64
 Offensive Backs

Thomas, finished first the NFL in pass defense, allowing only 170 yards per game through the air. In Smith's first year as the Eagles' defensive backs coach (1997), the club finished with the seventh-best pass defense in the NFL, shaving off an average of almost five yards per game from the club's 1996 total. In joining Ray Rhodes' Philadelphia staff in 1995, Smith left behind 17 years of college coaching experience at five different schools, including his alma mater, Edinboro State.

His last college stop was an eight-year stay at Georgia Tech (1987-94) in which Smith tutored several positions, including running backs (1987-91), wide receivers (1992-93) and defensive backs (1994), in addition to serving as assistant head coach from 1992-94. During his stay at Georgia Tech, the Yellow Jackets not only won a share of the 1990 national championship, but Smith also spent time coaching with three current Lions' assistants -- defensive line coach Brian Baker (1987-94), quality control assistant John Misciagna (1989-91) and special teams coach Chuck Priefer (1987-91).

Prior to his arrival at Georgia Tech, Smith had made coaching stops at four different colleges and also spent two seasons (1977-78) coaching at his high school alma mater, Central Catholic High School in Pittsburgh, Pa. Smith's playing career took place at Edinboro State from 1972-75 as a defensive back. He remained at Edinboro as a graduate assistant in 1976, which led to his two-year stint at Central Catholic. While there, he helped tutor record-breaking Miami Dolphins' quarterback, Dan Marino.

His association at Central Catholic led to his first full-time college coaching assignment -- as defensive backs coach at Clemson in 1979. After one year with the Tigers, Smith spent four seasons in the same capacity at William & Mary (1980-83) and as defensive coordinator/defensive backs at The Citadel (1984-86) before being hired by Ross at Georgia Tech.

Smith and his wife, Elaine, have three children -- two daughters (Erin, 18, and Courtney, 15) and a son, Jason, 9. They reside in Rochester Hills.

DETROIT LIONS, 1999-
 Tight Ends
 PHILADELPHIA EAGLES, 1995-98
 Special Teams (95-96)/
 Defensive Backs (97-98)
 GEORGIA TECH, 1987-94
 Running Backs/Wide Receivers
 /Defensive Backs
 THE CITADEL, 1984-86
 Defensive Coordinator/
 Defensive Backs
 WILLIAM & MARY, 1980-83
 Defensive Backs
 CLEMSON, 1979
 Defensive Backs
 EDINBORO STATE, 1976
 Graduate Assistant



Danny Smith
TIGHT ENDS

1st Year with Lions
 5th Year in NFL

Danny Smith is the lone newcomer to head coach Bobby Ross' on-field coaching staff in 1999. Smith comes to the Lions following four seasons with the Philadelphia Eagles, where he coached special teams in 1995-96 and defensive backs for the past two seasons. Smith's relationship with Ross can be traced to a five-year span (1987-91) in which Smith served on Ross' Georgia Tech staff as running backs coach.

Smith's tenure in Philadelphia was capped off on a high-mark last season when the Eagles' defense, led by defensive coordinator Emmitt



Jerry Sullivan
WIDE RECEIVERS

3rd Year with Lions
 8th Year in NFL

Jerry Sullivan, a 24-year coaching veteran, continues in his third year as the Lions' wide receivers coach. Sullivan spent 18 years coaching on the collegiate level before joining the Chargers in 1992, where he served for five years.

In Detroit, Sullivan is blessed with one of the league's most potent wide receiving tandems in All-Pro Herman Moore and Johnnie Morton. The duo has been the most prolific pass-catching combination in the league in 1997-98, reeling in 335 passes in that stretch. Moore and Morton led all pass-catching couples in receptions in 1997 (184), and ranked second in

that category in 1998 with 151 combined receptions. Other highlights during Sullivan's two years with the Lions include Moore tying Oakland's Tim Brown for the league receiving title with 104 receptions in 1997, both receivers topping the 1,000-yard plateau in '97 (one of five tandems to do so) and Morton recording his second straight 1,000-yard season in '98 with 69 catches for 1,028 yards.

Sullivan also made an immediate impact upon joining the Lions from a technical standpoint, helping all of the team's receivers become more adept at running precise routes as well as preaching the importance of blocking downfield on both runs and pass plays. His teaching schemes became evident with the steady advancement of Germane Crowell in 1998 as the rookie second round pick finished the season playing his best football. He developed into a third deep threat among the team's wide receiver corps and finished the campaign with 25 receptions for 464 yards and three touchdowns, including scores of 68 and 53 yards.

While in San Diego, Sullivan was instrumental in the development of Tony Martin into one of the top receivers in the NFL. He finished tied for the NFL lead with 14 TD catches in 1996 and posted his second consecutive 1,000-yard season en route to his first Pro Bowl appearance. He ranked fourth in the AFC with 1,171 receiving yards and tied for fourth in the conference with 85 catches. In 1995, Martin, a former college quarterback, set a Chargers' record with 90 catches. His 90 receptions ranked second in the AFC that year and his 1,224 receiving yards ranked fourth in the conference.

Sullivan coached the receivers at Ohio State in 1991 after a seven-year stint (1984-90) as the receivers coach at Louisiana State University. While at LSU, the Tigers won the SEC in 1986 and 1988, and among his pupils was two-time All-American Wendell Davis, a first round pick by the Chicago Bears in 1988.

In 1971, Sullivan started his college coaching career as a graduate assistant at Kansas State. He was promoted to a full-time position

before moving on to Texas Tech in 1973 where he coached the Red Raiders' freshmen and tight ends. Following the 1975 season, Sullivan went to South Carolina where he spent seven years (1976-82) tutoring the wide receivers. Sullivan spent the 1983 season on Sam Wyche's staff at Indiana before moving on to LSU in 1984.

Jeremiah Martin Sullivan was born July 13, 1944 in Miami, Florida. He played football and baseball at Jackson High School in Miami. Sullivan enrolled at Florida State to play football, but transferred to Delta State after two years. He received a Bachelor of Arts degree in speech and physical education from Delta State in 1968, and later earned a Master's degree in guidance and secondary education. Sullivan began his coaching career at Cooper High School in Vicksburg, Mississippi in 1970.

Sullivan and his wife, Connie, have three children, Jon Eric, Matthew and Allison. Jon Eric is currently a wide receiver at Gardner-Webb University.



Jim Zorn QUARTERBACKS

2nd Year with Lions
3rd Year in NFL

Jim Zorn made a sizable impact in his first year as an NFL position coach last season, garnering league-wide attention for his role in the rapid development of rookie quarterback Charlie Batch. Zorn was the lone newcomer to Bobby Ross' staff in 1998, joining the Lions following his initial pro coaching assignment in 1997, when he aided the Seattle Seahawks' staff as an offensive assistant. After playing quarterback for 12 years professionally, Zorn entered the coaching business by serving in various capacities at three different colleges for eight seasons (1989-96).

Now with Batch firmly entrenched as the Lions' long-term starting quarterback, Zorn has the opportunity to build upon last year's output, when, among other accomplishments, Batch tied the NFL rookie record (Cleveland's Bernie Kosar in 1985) for most attempts without throwing an interception (136). Zorn also helped Batch to another streak of 107 consecutive attempts without an interception and Batch's passer rating of 83.3 ranks as the fourth-highest rookie mark in NFL history.

Zorn still may be most well-known to NFL fans for his nine seasons as the Seahawks' signal caller. During that span, he became the club's all-time leading passer with 20,122 yards, (since surpassed by former Lion Dave Krieg) while playing in 126 games. He passed for 3,000 yards in three consecutive years

DETROIT LIONS, 1997-

Wide Receivers

SAN DIEGO CHARGERS, 1992-96

Wide Receivers

OHIO STATE, 1991

Wide Receivers

LOUISIANA STATE, 1984-90

Wide Receivers

INDIANA UNIVERSITY, 1983

Wide Receivers

UNIV. OF SOUTH CAROLINA, 1976-82

Wide Receivers

TEXAS TECH, 1973-75

Tight Ends/Freshmen

KANSAS STATE, 1971-72

Graduate Assistant

(1978-80) and became only the third player in NFL history to throw for more than 10,000 yards in his first four seasons in the league. Additionally, Zorn still holds franchise records for the longest pass completion (82 yards to David Sims in 1977) and the highest average yards per rushing attempt (4.87). Zorn also is one of six individuals to be included in the Seahawks' Ring of Honor, which reaches around the upper deck of the Kingdome. He joined Hall of Fame wide receiver and current U.S. Congressman Steve Largent as the second inductee, being honored in 1990.

After departing Seattle, Zorn finished his playing career with the Green Bay Packers (1985), the Canadian Football League's Winnipeg Blue Bombers (1986) and the Tampa Bay Buccaneers (1987).

The Whittier, Calif. native broke into coaching in 1989 at Boise State, where he remained for three seasons. Among his duties at Boise State were coordinating the passing game, and also coaching the quarterbacks, kickers and wide receivers. Zorn then moved to Utah State for three years (1992-94) as offensive coordinator. Under his guidance, the Aggies averaged 442.1 total yards per game in 1993 to rank 15th in the nation. Utah State, who defeated Ball State 42-33 in the '93 Las Vegas Bowl, also finished 17th in the country in 1994, passing for 286.2 yards per game.

Zorn's last collegiate coaching stop was at the University of Minnesota in 1995-96, where he served as the Gophers' quarterbacks coach, in addition to helping tutor the team's kickers and punters. His impact was felt in the Twin Cities as he helped develop Cory Sauter into one of the Big Ten's top quarterbacks. Led by Zorn and Sauter, the Gophers sported the Big Ten's second-ranked passing offense in 1996.

Prior to his professional playing career, Zorn established 10 school records in three seasons (1973-75) at Cal Poly Pomona.

Zorn and his wife, Joy, have four children: Rachael, 19, Sarah, 15, Danielle, 11, and Isaac, 4. They reside in Bloomfield Hills, Michigan.

DETROIT LIONS, 1998-
Quarterbacks
SEATTLE SEAHAWKS, 1997
Offensive Assistant
UNIVERSITY OF MINNESOTA, 1995-96
Quarterbacks
UTAH STATE UNIVERSITY, 1992-94
Offensive Coordinator
BOISE STATE UNIVERSITY, 1989-91
Offensive Assistant/Quarterbacks

Football Operations



Dan Jaroshewich EQUIPMENT MANAGER

27th Year with Lions

One of the veteran equipment managers in the NFL, Dan Jaroshewich enters his 27th season of service with the Lions. In March 1996, Jaroshewich received the Whitey Zimmerman Memorial Award, which recognizes the NFL's equipment manager of the year. Also, in 1995, Jaroshewich was named the NFC Central Division representative to the NFL Equipment Manager's Advisory Board by the league.

A native of Windsor, Ontario, Jaroshewich joined the club in 1973 as an assistant to long-time Detroit equipment manager Roy "Friday" Macklem, who spent 45 years with the Lions. Jaroshewich was elevated to Equipment Manager in 1980.

The 45-year-old Jaroshewich supervises the purchasing, replacing and cleaning of all equipment,

uniforms and clothing used by the Lions' players and coaching staff.

Prior to joining the Lions, he worked at the high school and semi-pro levels in Windsor, where he also was a standout youth hockey player. He has a degree in personnel and industrial relations from the University of Detroit.

Jaroshewich is also very active with several local charities. In 1993, he established a coat drive that is held at the Lions' Thanksgiving Day games. Jaroshewich also serves on the committee for the St. Joseph Mercy Hospital Auction and is on the board of directors of Kolo Charities, a charity founded by former Lion Bob Kowalkowski. In 1994, Jaroshewich and former Lion Ken Dallafor established the Detroit Lions Courage House at the Haven in Pontiac, a house for battered and abused women and children.

He is also a member of the Troy Community Coalition and the Russ Thomas Scholarship Board of Directors. In addition, Jaroshewich is President of the Troy Youth Hockey Association.

Jaroshewich and his wife, Kathy, have three children (Jennifer, Jessica and Joey) and reside in Troy.



Steve Hermans

VIDEO DIRECTOR

22nd Year with Lions

The man who has "kept his eye" on the Lions for 21 years is the club's Video Director Steve Hermans. He oversees a wide ranging and ever-expanding list of video responsibilities for the coaching staff and player personnel department, as well as any other video needs the organization throws his way.

The 49-year-old Hermans was Assistant Photo Director at WBAY-TV in his native Green Bay, Wisconsin, from 1968-77 prior to joining the Lions. His contact with football began at WBAY when he processed, edited and printed game films for the Packers.

Hermans spearheaded the Lions' effort in switching from an all film operation to all video in 1986, when the NFL enacted a league-wide change. Thanks to Hermans' experience, the Lions made the difficult transition without a hitch.

Steve and his wife, Rosann, live in Auburn Hills with their three sons, Craig, Chad and Keith.

Medical Staff



Kent Falb

HEAD ATHLETIC TRAINER

34th Year with Lions

Entering his 34th season with the Lions, Kent Falb is one of the most respected athletic trainers in the National Football League and throughout the field of athletic medicine. In June, Falb was inducted into the National Athletic Trainers' Association Hall of Fame. The presentation occurred at the NATA's 50th Annual Meeting and Clinical Symposium in Kansas City. Also recently, Falb and his staff were named the 1998 NFL Athletic Training Staff of the Year by the Professional Football Athletic Trainers Society (PFATS).

In 1995, Falb experienced the honor of being elected president of the National Athletic Trainers' Association, a title he still holds. He was named the 1984

"Professional Athletic Trainer of the Year" as selected by the members of the National Athletic Trainers Association and served as president of MATS (Michigan Athletic Trainers Society), in 1989-90. In June 1991, Falb was inducted into the MATS Hall of Fame, joining three other inductees in the Hall's second class.

Also in 1991, Falb was elected to the Board of Directors of NATA, representing the Great Lakes Athletic Trainers Association (GLATA), one of ten districts that comprises the NATA. He served as Director-elect in 1991 and completed his three-year term as Director in June 1995. In June 1994, he was honored by the

NATA by being named one of the NATA's first recipients of the "Most Distinguished Athletic Trainer" Award. Falb had the prestigious distinction of being the keynote speaker for the NATA convention in Columbus, Ohio in June 1987.

Along with his assistants, Joe Recknagel, Bill Ford and Mike Hooper, and strength and conditioning coach Bert Hill, Falb oversees the prevention, evaluation, treatment and rehabilitation of player injuries.

A native of Elgin, Iowa, Falb graduated from the University of Iowa in 1964, and received a Physical Therapy certificate from Iowa a year later. He began his athletic training career in 1959 as an assistant trainer with the U.S. Military Academy at West Point.

He was a student trainer at Iowa throughout college and worked part-time for the Minnesota Vikings in 1963-64. The next year he was named head athletic trainer at Boston College and joined the Lions as assistant athletic trainer under Millard Kelly in 1966. He assumed his present position with the Lions in 1967.

Including preseason and play-off contests, Falb enters the 1999 season having worked 660 consecutive games for the Lions (480 regular season games). Falb, 59, and his wife, Maxine, have two daughters, Carmen and Nanette, and reside in Lake Orion.



Dr. Keith Burch
TEAM PHYSICIAN -
INTERNIST

20th Year with Lions

Dr. Keith Burch, 57, is the Medical Director at Henry Ford West Bloomfield Center, a post he was appointed to in July 1985. He joined the West Bloomfield Center in 1979 as the division head for internal medicine. His internship at Henry Ford in Detroit came in 1967-68 following his graduation from the University of Cincinnati College of Medicine. Dr. Burch's undergraduate studies were taken at the University of Akron. He is a graduate of Akron's St. Vincent High School, now Akron St. Vincent-St. Mary's.

Dr. Burch served his residencies at Henry Ford Hospital in Detroit from 1968-69 and at the Ohio State University Hospital in 1971-72. He also served at the U.S. Army Hospital in Ft. Gordon, Ga., in 1969-70 and in Vietnam for one year (1970-71).

Dr. Burch and his wife, Kathryn, (Kitty) live in Bloomfield Hills, and have two daughters, Kathy and Michelle. An avid golfer, he played that sport while an undergrad at the University of Akron. He began working with the Lions initially as a consultant in 1976 and joined the club as a team doctor in 1980.



Dr. David Collon
TEAM PHYSICIAN -
ORTHOPAEDIST

15th Year with Lions

Dr. David Collon, 59, is the Chair of the Department of Orthopaedics and the Bone and Joint Center at Henry Ford Health System. Previously, he was the Chief of Orthopaedics at the Henry Ford Hospital in Detroit. Collon continues as the Director of the Center for Athletic Medicine, a position he has held since 1984. He returned to Henry Ford Hospital in 1984 following more than five years in private practice in Mt. Clemens and Bloomfield Hills. He was with the orthopaedic surgery staff at Henry Ford for three years in the mid-1970s, and prior to that served for six months with Wrightington Hospital in Wigan, England, where he specialized at the hospital's hip center. He also worked in Europe at Lorenz Boehler Krankenhaus, a hospital in Vienna, Austria.

Dr. Collon, who completed his orthopaedic surgery residency at Ford Hospital in 1975, began his association with Detroit sports franchises when he became the team physician for the USFL Michigan Panthers in 1983-84. Also in '84, he undertook the role of team physician for the Detroit Tigers, a post he has now held for 16 years. Additionally, he has been the Detroit Red Wings' team physician since 1988. Dr. Collon also served with the U.S. Navy as a Lieutenant Commander and as General Medical Officer at Camp Pendleton, California from 1970-72. Dr. Collon is a graduate of the University of Michigan (1963) and

the Wayne State University School of Medicine (1968).

A Detroit native, Dr. Collon graduated from Cranbrook High School in 1959 and enjoys jogging and skiing. Dr. Collon has four children, Katie, David, Sean and Kevin, and he and his wife, Mary Beth, live in Birmingham.



Dr. Terry Lock
Orthopaedic Consultant



Dr. Jeff Rautio
Optometrist

Player Personnel



Kevin Colbert DIRECTOR OF PRO SCOUTING

10th Year With Lions

Kevin Colbert enters his tenth season with the Lions as the team's Director of Pro Scouting. He is responsible for scouting current NFL players, NFL Europe League and the Canadian Football League. Additionally, Colbert assists in the evaluation of college talent.

Prior to joining the Lions, Colbert spent five seasons (1985-89) as a college scout for the Miami Dolphins. Prior to joining the Miami staff, he served one season (1984) with the BLESTO scouting service.

A native of Pittsburgh, Pa., Colbert, 42, is an experienced coach in three sports. He was the backfield coach and recruiting coordinator at Ohio Wesleyan University for three years (1981-83), and in 1984, he also aided the school as head baseball coach.

From 1979-81, he served as a graduate assistant basketball coach and baseball coach at Robert Morris College in Pittsburgh, where he pursued a Master's degree in sports management. Before attending graduate school, Colbert spent three months as an intern in the ticket office of the NBA Detroit Pistons. He received an undergraduate degree in sports management from Robert Morris in 1979.

Kevin and his wife, Janis, have three children, Kacie, Jennifer and Daniel, and reside in Clarkston.



Russ Bolinger SCOUT

4th Year With Lions

Russ Bolinger re-joined the Lions in 1996, working for Ron Hughes in the team's scouting department. Though only in his fourth year working in the team's personnel department, Bolinger is no stranger to the Lions' family, having played in Detroit from 1976-82.

After serving the club from its Silverdome headquarters in 1997 in a pro scouting capacity, Bolinger returned to the road in 1998, evaluating prospects throughout the south and western portions of the United States, a role he will reprise again in 1999.

Bolinger re-joined the Lions following two years as a scout for Jacksonville. Prior to his stint with the Jaguars, he spent three seasons at the University of Utah, as a graduate assistant in 1991, recruiting coordinator in '93, and as offensive line coach in '94.

After leaving the Lions as a player in '82, he finished his career with the Los Angeles Rams from 1983-85, and also had a stint with the USFL Memphis Showboats in '85.

A standout player at the University of California-Riverside and Long Beach State, he won the Lynn Hoyem Outstanding Senior Award and played in the 1976 East-West Shrine All-Star Game. He graduated from Long Beach State in 1975 with a Bachelor's degree in liberal arts. He is an inductee in the Halls of Fames of both the University of California-Riverside and Long Beach State. Additionally, Bolinger has completed work towards a Master's degree in sports psychology. He and his wife, Paula, have three children, Joey, Kaylin and Jackie



Chad Henry SCOUT — BLESTO

2nd Year With Lions

Chad Henry was hired as the Lions' BLESTO area scout in May 1998. His scouting territory includes the southeast portion of the country.

Henry, 27, possesses a variety of experience, both in coaching and scouting capacities. Most recently before being hired full-time, he assisted the Lions' personnel department late in 1997 in preparation for the 1998 NFL Draft. Prior to that, he served as a personnel and training camp intern for both the Lions in 1997 and for the San Diego Chargers in 1996.

Among Henry's coaching stops have been as wide receivers/defensive backs coach at his alma mater, Indiana Area Senior High School (Indiana, Pa.), in the Fall of '97, and in 1996-97 as baseball coach for the American Legion Indiana (Pa.) Titans.

In May 1998, Henry received a Master's degree from Indiana (Pa.) in industrial and labor relations. He had previously received a Bachelor's degree in English from the same school in May 1996.

Henry, whose father, Jack, is Detroit's offensive line coach, is single and resides in Indiana, Pa.



Scott McEwen
SCOUT

13th Year With Lions

Scott McEwen is in his thirteenth season working with the Lions. The East McKeesport, Pa., native handles scouting the eastern portion of the United States. A 1980 graduate of West Liberty State (W. Va.), McEwen spent two seasons with BLESTO before joining the Lions. After a four-year career at West Liberty State, he became a defensive line coach at his alma mater (1980-81), and later coached four years at Duquesne University in Pittsburgh. He and his wife Colleen have four children.



Lance Newmark
SCOUT

1st year with Lions

Lance Newmark is the newest member of the Lions' scouting effort, having been hired in May 1999. His territory will include the west and southwest portions of the country.

Newmark first arrived with the Lions during the off-season in 1998 and aided the club in a variety of roles around the team's Silverdome headquarters. As the '98 season progressed, Newmark became involved in the Lions' scouting operation leading up to the 1999 NFL Draft.

Prior to joining the Lions, Newmark had worked in 1994-95 for the San Diego Chargers, also in a variety of different roles.

While attending San Diego-Mesa College, Newmark played two seasons at wide receiver (1996-97) before transferring for one year to the University of San Diego.

Newmark is single and resides in San Diego.



Jim Owens
SCOUT

16th year with Lions

Jim Owens enters his sixteenth season with the Lions. His primary territory is the country's south and southwest regions.

Prior to his time with Detroit, he scouted colleges in the southeast for BLESTO for six years. And previous to that stint, the Garland, Texas native was a high school and college coach at various stops throughout Texas for 21 years. Owens and his wife, Charlotte, live in Athens, Texas, and have three children.



Charlie Sanders

PRO SCOUT

10th year with Lions

Long-time Lion player and coach Charlie Sanders re-joined the club in a scouting role on February 18, 1998. Sanders assists in compiling reports and evaluations on upcoming Lions' opponents and players throughout the league.

After eight years on the Lions' coaching staff (tight ends in 1989-90 and wide receivers in 1991-96), Sanders spent the 1997 season as a radio broadcaster on the team's flagship station, WXYT. That assignment added to a radio broadcast resume that also included time as the club's color commentator from 1983-88.

One of the best tight ends of his era, Sanders caught 336 passes (third on the team's all-time list) during his 10-year career (1968-77) for 4,817 yards. He appeared in seven Pro Bowls, was twice named All-Pro and missed only 12 games during his career.

Drafted by the Lions in the third round from The University of Minnesota in 1968, Sanders was the only rookie that season selected to play in the Pro Bowl and he finished second to then-teammate Earl McCullough for NFL Rookie of the Year honors. Sanders also was inducted into the Michigan Sports Hall of Fame in 1990, and in 1997, he was inducted into the North Carolina Sports Hall of Fame, his native state.

Sanders and his wife, Georgianna, have nine children — Mia, Charese, Mary Jo, Georgianna, Charlie Jr., Nathalie, Tallisa, Wayne and Jordan.



Sheldon White

PRO SCOUT

3rd Year with Lions

Sheldon White returns in 1999 for his third year on the Lions' scouting staff. After spending the previous two years on the road (for BLESTO in 1997 and as an area scout in '98), White will now be stationed year-round at the team's headquarters at the Pontiac Silverdome.

In his present duty, not only White will be responsible for both college and pro scouting, he will also play a role in salary cap matters and contract negotiations.


White, a former Lions' defensive back from 1990-92, initially re-joined the organization in '97 as a BLESTO scout after coaching wide receivers at his alma mater, Miami (Ohio) from 1994-96. That post followed a six-year NFL playing career in which White also saw action for the New York Giants in 1988-89 and the Cincinnati Bengals in 1993.

A native of Dayton, Ohio, White was a four-year letterman at Miami (Ohio) from 1984-87, earning first-team All-MAC honors in 1986-87 and serving as a key contributor to the Redskins' MAC title in '86. In 1988, he was selected by the Giants in the third round of the NFL Draft, and led the club during his rookie season with four interceptions.

Following a two-year stint in New York, White signed with the Lions, where he played three seasons. He recorded 33 tackles, 17 passes broken up and three interceptions, including a key fourth quarter pick for a touchdown in Detroit's division-clinching win in 1991 at Super Bowl-bound Buffalo.

White then signed as an unrestricted free agent with the Bengals, where he spent the '93 campaign, before entering the coaching ranks at Miami (Oh.) in '94.

White and his wife, Amy, have three children — Sheldon II, 9, Jordan, 3 and Cody, 1.



Player Profiles



Kevin Abrams

CORNERBACK

Syracuse 3rd Year

Ht: 5-8 Wt: 170

Born: 2/28/74 (D-2b in '97)

24

ABRAMS' SINGLE-GAME BESTS

TACKLES:	10 at Chicago 10/4/98
INTERCEPTIONS:	1 vs. Indianapolis 11/23/97
INT. RETURN:	29 vs. Indianapolis 11/23/97
SACKS:	1 (five times; Last vs. Chicago 11/15/98)
PASSES BROKEN UP:	3 vs. N.Y. Jets 12/21/97

GAMES PLAYED/
STARTED: 1997 (15/4)
 [1/1]; 1998 (16/7)
TOTAL: (31/11) [1/1]

PRO: Third-year player likely to fulfill nickel role in defensive backfield in 1999... Makes up for lack of physical size with blinding speed, outstanding leaping ability and solid instincts... Is also more than willing to help in run support... Lions' second of two second round picks (54th overall) in 1997 NFL Draft. **1998:** Began season as starting cornerback (first five games), but was relegated to nickel back duty following the year's first five games... Also made starts vs. Green Bay (10/15) when Packers lined up in three-receiver set on first play of the game and in season finale (12/27) with Terry Fair injured... Made first two starts of '98 at left cornerback, but shifted back to right side following the first two weeks of the season... Recorded career-highs with 55 tackles, eight passes broken up and two forced fumbles... Was effective throughout the year blitzing from the slot (three sacks for 23 yards)... Recorded first sack of the year, which caused an Erik Kramer fumble at Chicago (10/4), in addition to collecting career-high 10 tackles... Also had sacks in games vs. Arizona (11/1) and vs. Chicago (11/15)... Assumed some of team's punt return duties in games at Chicago (10/4) and vs. Green Bay (10/15), returning two punts for 12 yards... Chipped in with 10 special teams tackles as well. **1997:** Began rookie campaign as nickel back, but became starter at right cornerback for the final four games... Recorded his first career sack (10 yards) at Chicago (9/14)... Collected his second career sack at Green Bay (9/28) causing a Brett Favre fumble on the play... Saw action in only five plays at Tampa Bay (10/12) due to hamstring

ABRAMS' DEFENSIVE STATISTICS

1998 Date	Opp.	TACKLES			Sacks No/Yds	Int's No/Yds	Passes Def.	Fumbles Rec./For.	Spec. Teams Tackles
		Total	Solo	Asst.					
9/6	@ GB	8	5	3	0/0	0/0	1	0/0	0
9/13	CIN	3	3	0	0/0	0/0	0	0/0	0
9/20	@ Min	5	5	0	0/0	0/0	2	0/0	0
9/28	TB	8	6	2	0/0	0/0	2	0/0	1
10/4	@ Chi	10	8	2	1/7	0/0	1	0/1	1
10/15	GB	0	0	0	0/0	0/0	0	0/0	3
10/25	MIN	1	1	0	0/0	0/0	0	0/0	0
11/1	ARIZ	1	1	0	1/9	0/0	0	0/1	0
11/8	@ Phil	0	0	0	0/0	0/0	0	0/0	0
11/15	CHI	3	1	2	1/7	0/0	0	0/0	1
11/22	@ TB	0	0	0	0/0	0/0	0	0/0	0
11/26	PIT	4	4	0	0/0	0/0	1	0/0	0
12/6	@ Jax	0	0	0	0/0	0/0	0	0/0	2
12/14	@ SF	1	1	0	0/0	0/0	0	0/0	0
12/20	ATL	6	4	2	0/0	0/0	0	0/0	1
12/27	@ Balt	5	5	0	0/0	0/0	1	1/0	1
1998		55	44	11	3/23	0/0	8	1/2	10
1997		35	27	8	2/15	1/29	7	0/1	6
Career		90	71	19	5/28	1/29	15	1/3	16

injury suffered early in the contest, which forced him inactive vs. N.Y. Giants (10/19) the following week... Recorded his first career interception in Detroit's win over Indianapolis (11/23), returning it 29 yards to the Colts' six-yard-line... Made his first career start in Thanksgiving Day contest vs. Chicago (11/27)... Named the Lions' defensive MVP by the coaches for his performance at Minnesota (12/14) — made a then career-high eight tackles and helped limit Cris Carter and Jake Reed to a combined three catches against the Vikings.

COLLEGE and PERSONAL: Unanimous All-Big East Conference first-team pick during last two collegiate seasons (1995-96)... Became a starter to begin his sophomore season in 1994 after playing in nine games as a reserve as a redshirt freshman in 1993... Also blocked two punts on special teams as a senior... Led the team with 12 pass deflections as a senior in

1996... Big East conference leader in the same category as a junior in 1995 with 18 passes broken up, and as a sophomore with 19 passes defended... Did not allow a single completion in five different contests in '95 campaign... Collected team-high six interceptions as a junior — the most picks in a season by an Orangeman since Rob Thomson had seven pass thefts in 1989... Notched two interceptions in a 52-24 defeat of Eastern Michigan in 1995, marking the first multi-interception game at Syracuse since Markus Paul recorded three thefts vs. Temple in 1985... Also had a pair of interceptions in a 41-0 triumph over Clemson in the '95 Gator Bowl... Recorded the

• In Syracuse's 52-24 win over Eastern Michigan in 1995, Abrams recorded the first two-interception game of his collegiate career. The quarterback for EMU that afternoon was Lions' starting quarterback Charlie Batch.

• Abrams' brother, Joe, was a four-year letterwinner (running back) at the University of Cincinnati from 1989-92.

first blocked punt of his career in 1994 as a sophomore vs. Oklahoma, advancing it 21 yards... Redshirted in 1992... All-State, All-Sun Coast, All-Western Conference, All-Hillsborough County, captain and Most Valuable Player at Hillsborough (Tampa, Fla.) High... Competed as a cornerback and wide receiver in high school, in addition to handling kickoff return duties... Has participated in Lions' hospital visit program frequently since arriving in Detroit... Son of Gwen and Joseph Abrams... Brother, Joe, was a four-year letterwinner (running back) at the University of Cincinnati from 1989-92... Born in Tampa, Florida.



Allen Aldridge

LINEBACKER

Houston 6th Year

Ht: 6-1 Wt: 254

Born: 5/30/72 (UFA in '98-Den.)

55

**GAMES PLAYED/
STARTED:** 1994 (16/2);
1995 (16/12); 1996
(16/16) [1/1]; 1997
(16/15) [4/4]; 1998
(16/15)

TOTAL: (80/60) [5/5]

PRO: Signed by Detroit as an unrestricted free agent on February 14, 1998... Spent the first four years of his pro career with the Denver Broncos (last three as a starter)... Began career playing outside linebacker and served as Denver's starter in the middle in 1996-97... In a pool of available free agent linebackers, he was the Lions' top choice, and the club jumped at the chance to sign him only hours after free agency began... Versatile as a

ALDRIDGE'S SINGLE-GAME BESTS

TACKLES: 14 at Philadelphia 11/8/98
SACKS: 2 vs. Pittsburgh 11/26/98
PASSES BROKEN UP: 3 vs. Tampa Bay 9/15/96

ALDRIDGE'S DEFENSIVE STATISTICS

1998 Date	Opp.	TACKLES			Sacks No/Yds	Int's No/Yds	Passes Def.	Fumbles Rec./For.	Spec.Teams Tackles
		Total	Solo	Asst.					
9/6	@ GB	5	4	1	0/0	0/0	0	0/0	1
9/13	CIN	4	2	2	1/8	0/0	0	0/0	1
9/20	@ Min	4	2	2	0/0	0/0	0	0/0	1
9/28	TB	5	2	3	0/0	0/0	0	0/0	0
10/4	@ Chi	8	4	4	0/0	0/0	0	1/0	0
10/15	GB	5	4	1	0/0	0/0	1	0/0	0
10/25	MIN	2	0	2	0/0	0/0	0	0/0	1
11/1	ARIZ	5	1	4	0/0	0/0	0	0/0	0
11/8	@ Phil	14	9	5	0/0	0/0	0	0/0	2
11/15	CHI	6	4	2	0/0	0/0	0	0/1	0
11/22	@ TB	10	4	6	0/0	0/0	1	0/0	0
11/26	PIT	5	3	2	2/4	0/0	0	0/0	1
12/6	@ Jax	6	3	3	0/0	0/0	0	0/0	1
12/14	@ SF	2	0	2	0/0	0/0	0	0/0	0
12/20	ATL	6	4	2	0/0	0/0	0	0/0	0
12/27	@ Balt	4	2	2	0/0	0/0	0	0/0	0
1998		91	48	43	3/12	0/0	2	1/1	8
1994	(Den.)	8	1	7	0/0	0/0	0	0/0	0
1995	(Den.)	110	77	33	1.5/10.5	0/0	3	1/1	6
1996	(Den.)	121	74	47	0/0	0/0	6	0/2	1
1997	(Den.)	80	55	25	0/0	0/0	4	0/1	3
Career		410	255	155	4.5/22.5	0/0	15	2/5	18

four-down defender who can jump into pass coverage effectively as well as stopping the run... With the Lions' selection of USC LB Chris Claiborne in the first round of this year's NFL Draft, Aldridge will likely move to the strong-side in 1999 after starting at weak-side 'backer in 1998... Originally a second round selection (51st overall) of the Broncos in the 1994 NFL Draft. 1998: In first season as a Lion, served as Detroit's starting weak-side linebacker (15 starts)... Also served as team's long-snapper from punt formation for the majority of the '98 campaign... Recorded 53 of his 91 tackles on the year in the final eight games... Included in second half output were two double-digit tackle games — career-high 14 stops at Philadelphia (11/8) and 10 tackles at Tampa Bay (11/22)... Recorded first of three sacks on the year vs. Cincinnati (9/13)... Recorded first multi-sack outing of career vs. Pittsburgh (11/26) with two sacks for four yards... In addition to defensive duties, collected eight special teams tackles. 1997: Started 15 of 16 games at middle linebacker and ranked sixth on the team with 77 tackles (53 solo), and had six passes defended... Also started all four postseason games at middle linebacker and posted 15 tackles (13 solo) with one fumble recovery, an interception and one pass defended... Collected four solos in Super Bowl XXXII victory vs. Green Bay... Big effort in AFC Championship Game at Pittsburgh (1/4), with five tackles, an interception and a pass defended. The interception came in the end zone midway through the third quarter after Pittsburgh had taken the second half kickoff and driven from their own 22 to the Broncos' five-yard line. Kordell Stewart was looking for Charles Johnson on second-and-five when Aldridge denied the Steelers any points after they had taken 6:43 off the clock with the drive... His post-season fumble recovery came vs. Jacksonville (12/28) and helped thwart a Jaguars' scoring threat in the third quarter, with Denver nursing a 21-17 lead — Aldridge recovered the Mark Brunell fumble at their own 17-yard line... Made a season-high eight tackles at Seattle (9/7)... Tied season-high with eight tackles vs. Cincinnati (9/21) as well... Big game vs. Carolina (11/9), tying season-high with eight tackles and causing a key fumble — he knocked the ball from the hands of Panthers' RB Fred Lane on a big hit deep in Denver territory, halting a Carolina scoring threat in an eventual Broncos' shutout. He also handled the long-snapping duties on punts vs. Panthers. 1996: Shifted to starting middle linebacker slot and started all 16 games at that position... Finished second on squad with career-high 121 tackles, in addition to defending six passes and forcing two fumbles... Knocked down career-high three passes vs. Tampa Bay (9/15), including a clutch deflection late in the game to preserve Denver's 27-23 win... Posted 11 tackles the following week at Kansas City (9/22)... Stellar outing vs. Kansas City (10/27) with team-high 12 tackles as Denver held the Chiefs without a single

• Aldridge is one of three Lions to have won a Super Bowl ring during his pro career — in 1997 with the Denver Broncos. He joins John Jett and Robert Bailey, who both won championships with Dallas.

• Aldridge made a key interception in the Broncos' endzone late in the third quarter in the 1998 AFC Championship Game in Pittsburgh.

rushing first down for the second time in franchise history... Matched then-career-high with 13 tackles vs. Chicago (11/10), including a key stop on Bears' RB Raymont Harris on third-and-goal with less than 30 seconds remaining in the game to help preserve a 17-12 Denver win... Led club with 12 stops in regular season finale at San Diego (12/22)... Collected a sack on Jaguars' QB Mark Brunell in Denver's AFC Divisional playoff game vs. Jacksonville. 1995: Moved into starting role prior to fifth game of the season at weak-side linebacker... Played in all 16 games and started the final 12 contests... Finished the year with 110 tackles, 1.5 sacks, three passes defended and a fumble recovery... Also continued in role on special teams, collecting six tackles and causing a

fumble... Made first start of the year at left linebacker at Seattle (10/1), making seven tackles, including his first career sack... Moved to starting right linebacker the following week and stayed in that position for the remainder of the season... Had a hand in Broncos' 27-0 win vs. Oakland (10/16) in which Denver held the Raiders without a rushing first down, a first in Broncos' history... Had team-high 11 tackles the following week vs. Kansas City (10/23)... Recorded his first career fumble recovery vs. Arizona (11/5)... Collected then-season-best 12 tackles at Philadelphia (11/12) despite injuring his thumb during the contest... Set then-career-high with 13 tackles at Kansas City (12/17). 1994:

Appeared in all 16 games as a rookie, including two early-season starts at left outside linebacker in place of injured Mike Croel... Recorded eight tackles, five of which came in first career start at N.Y. Jets (9/11)... Saw majority of playing time on Broncos' special teams.

COLLEGE and PERSONAL: Earned All-America and All-Southwest Conference first-team honors by several pre-draft publications as a senior strong-side linebacker at Houston in 1993... Finished fourth on squad with 81 tackles (46 solo), and had four sacks, two forced fumbles and a fumble recovery as a senior... Closed out his collegiate career by being named Defensive MVP in the Blue-Gray All-Star game... Registered 191 tackles, 14 sacks, 14 tackles for loss, two forced fumbles and a fumble recovery during four-year career at Houston... Also competed on the Cougars' track team in 1993, finishing third in the shot put (55'0") at the SWC Indoor Championships... His top outdoor shot put mark (56'8") came at the prestigious Texas Relays later that spring... Earned three letters each in football and track at Willowridge (Missouri City, Tex.) High School... A member of the Fellowship of Christian Athletes, Aldridge was also a two-time "Ironman" winner in the Cougars' weight room while at Houston... Father, Allen, spent time in professional football playing for the Cleveland Browns and Houston Oilers... Also related to former NFL defensive back, Ken Houston.



Robert Bailey

CORNERBACK

Miami (Fla.) 9th Year

Ht: 5-10 Wt: 182

Born: 9/3/68 (FA in '97)

35

**GAMES PLAYED/
STARTED:** 1991 (6/0);
1992 (16/7); 1993 (9/3);
1994 (16/2); 1995 (13/0)
[3/0]; 1996 (14/0); 1997
(15/0) [1/0]; 1998 (16/0)
TOTAL: (105/12) [4/0]

PRO: Veteran player returns for third year with Detroit and should again provide depth and experience to young secondary... Gives Lions' defensive backfield versatility by being able to either defend a receiver in the slot or jump in at either starting position... Signed by the Lions as a free agent on April 25, 1997... Played for the Miami Dolphins in 1996 after signing as an unrestricted free agent from Dallas in March 1996... Was signed by Dallas in October 1995 after being released by Washington... Was released by St. Louis prior to the start of the regular season, was signed by the Redskins on September 12, 1995 and played in four games... Played his first four seasons with the Rams, who originally drafted him in the fourth round (107th overall) in 1991 from Miami (Fla.). 1998: Valuable commodity in defensive backfield who performed a variety of different tasks, mostly as dime back... Aided defense in that role in 14 of 16 games and shifted to nickel back in two games in which starter Terry Fair was injured... Collected 24 tackles on the year, including season-high five stops vs. Pittsburgh (11/26)... Busy day in Thanksgiving Day game vs. Pittsburgh — was at the center of two controversial plays with an apparent interception of a Kordell Stewart deflected pass and an apparent fumble recovery... Also chipped in with 11 special teams tackles on the year. 1997: Saw action in 15 of team's regular season games, in addition to Wild Card playoff game at Tampa Bay (12/28)... Was inactive for second game of season vs. Tampa Bay (9/7)... Also was one of club's most productive special teams players, collecting 16 tackles on the year (fifth on squad)... Began seeing more playing time in secondary as season progressed... Was utilized as a blitzer periodically from the slot on passing downs during '97, garnering the second and third sacks of his career... Made outstand-

TACKLES: 7 vs. New York Jets 9/27/92
INTERCEPTIONS: 1 (six times; Last at Tampa Bay 10/12/97)
INT. RETURN: 41 vs. Houston 9/26/93

BAILEY'S SINGLE-GAME BESTS

7 vs. New York Jets 9/27/92
1 (six times; Last at Tampa Bay 10/12/97)
41 vs. Houston 9/26/93

BAILEY'S DEFENSIVE STATISTICS

Year	TACKLES			Sacks No/Yds	Int's No/Yds	Passes Def.	Fumbles Rec./For.	Spec. Tackles
	Total	Solo	Asst.					
1991 (L.A. Rams)	1	1	0	0/0	0/0	1	0/0	-
1992 (L.A. Rams)	43	41	2	0/0	3/61	6	0/0	-
1993 (L.A. Rams)	18	15	3	0/0	2/41	5	0/0	-
1994 (L.A. Rams)	25	23	2	0/0	0/0	7	1/0	-
1995 (Wash.)	0	0	0	0/0	0/0	0	0/0	-
(Dall.)	9	6	3	0/0	0/0	1	0/0	-
1996 (Mia.)	9	7	2	1/0	0/0	0	0/0	-
1997 (Det.)	12	11	1	2/25	1/0	3	0/2	16
1998 (Det.)	24	20	4	0/0	0/0	1	0/0	11
Career	117	104	13	3/25	6/102	23	1/2	27

ing play vs. Green Bay (9/28), stripping the ball from Dorsey Levens deep in Lions' territory, with LB George Jamison recovering it... Snagged lone interception of the year at Tampa Bay (10/12), balancing against the sideline and reeling the ball in... Notched big play vs. Chicago on Thanksgiving (11/27), sacking Bears' QB Steve Stenstrom on a blitz, which forced a fumble— ball popped into Tracy Scroggins' hands and he ran 17 yards for a touchdown... Made second sack of the season (15 yards) at Minnesota on blitz (12/14). 1996: Saw reserve action in 14 contests for Miami... Recorded his first career sack vs. New England (9/1)... Made season-high three tackles vs. N.Y. Jets (9/15)... 1995: Played in 13 regular season games, four with Washington and nine with Dallas... Saw action in the Cowboys' three playoff games, including Super Bowl XXX... Was released by St. Louis before the regular season... Signed with Washington on September 12... Saw his first action as a Redskin at Tampa Bay (9/24)... Waived by Washington October 16 and signed by Dallas three days later... Signed by Dallas Oct. 19... Played for the first time as a Cowboy at Atlanta (10/29), defending a pass while playing in place of the injured Deion Sanders... Earned special teams game ball for his performance at Oakland (11/19), making three special teams tackles and adding three more stops on defense... Played in all three playoff contests... Made four tackles, defended a pass and made three special teams tackles in post-season action... Broke up a pass and made one tackle vs. Philadelphia in Divisional Playoff game vs. Philadelphia (1/7/96)... Recorded three tackles vs.

Pittsburgh in Super Bowl XXX (1/28/96). **1994:** Appeared in all 16 games (two starts) for the Los Angeles Rams... Helped seal victory over Arizona in season opener (9/4) with a fumble recovery late in the game... Made his two starts of the year as the extra defensive back in the two games against Atlanta's run'n shoot offense... Set NFL record with 103-yard punt return for a TD vs. New Orleans (10/23), and also added four tackles against the Saints... On the same day he set the punt return record, his wife, Wycidra, gave birth to son, Kharee. **1993:** Started three games in nine appearances for Rams as he saw his season end prematurely due to knee injury... Tied for team-high with two interceptions... Picked off a pass in season opener at Green Bay (9/5)... Defended three passes, intercepted a pass and made four tackles vs. Houston (9/26)... Suffered knee injury vs. Atlanta (12/4) and sat out remainder of the season. **1992:** Saw action in every game (seven starts)... Recorded his first career interception vs. New England (9/13)... Posted a season-high seven tackles in his first NFL start vs. N.Y. Jets (9/27)... Picked off a Steve Young offering and returned it 24 yards for his lone career touchdown vs. San Francisco

• Bailey holds the all-time NFL record for longest punt return, a 103-yarder for a touchdown on Oct. 23, 1994 vs. New Orleans. Bailey picked up a punt that had yet to have been ruled dead, and rambled 103 yards for the score while the remaining players left the field.

• Joining P John Jett (also Dallas) and LB Allen Aldridge (Denver), Bailey is one of three Lions to have earned a Super Bowl ring during his professional career. Bailey saw action in Super Bowl XXX with the Cowboys.

(10/4). **1991:** Injuries plagued him in his inaugural campaign, limiting him to only six games... Was placed on Injured Reserve on two separate occasions... Began the season on I.R. and sat out the first five games... Defended a pass and made a tackle in his NFL debut vs. San Diego (10/13)... Injured finger on his left hand at Detroit (11/17) and missed the remainder of the season.

COLLEGE and PERSONAL: Earned four letters and was a starter as a senior in 1990 at Miami (Fla.)... Intercepted one pass, defended 11 passes and made 75 tackles in '90... Made one start and had an interception as a junior in 1989... Science major at Miami... Also a track standout at Southridge (Miami, Fla.) High School... Served as spokesperson for the Save the Earth Foundation... Has appeared on the soap opera, "The Young and the Restless"... In his free time he enjoys water sports, snow board-

ing and golf... His favorite movies are "James Bond" films and "Scarface", his favorite book is "Chicken Soup for the Soul" and his favorite recording artist is Michael Jackson... He and his wife, Wycidra, have a son, Kharee, 3... Full name is Robert Martin Luther Bailey... Born in Barbados, West Indies.



Charlie Batch

QUARTERBACK

Eastern Michigan 2nd Year

Ht: 6-2 Wt: 220

Born: 12/5/74 (D-2b in '98)

10

GAMES PLAYED/

STARTED: 1998 (12/12)

TOTAL: (12/12)

PRO and 1998: Enters

1999 as Detroit's long-term starting quarterback after enjoying outstanding rookie campaign...

Received starting nod on September 16 after serving as second-stringer for the season's first two games and started the next 12 outings...

Season ended prematurely on Injured Reserve after suffering a compression fracture in his lower back at San Francisco (12/14) — missed final two games of the year...

Ended season as inactive fourth-stringer vs. Atlanta (12/20) and was placed on Injured Reserve on December 24 prior to season finale at Baltimore (12/27)... In 12 starts during his rookie campaign, he completed 173-of-303 attempts (.571) for 2,178 yards and 11 TD's...

Also rushed for 229 yards and a TD in 41 carries... Ended '98 season having thrown 136 straight pass attempts without throwing an interception (six games), which tied him with Cleveland's Bernie Kosar (1985) for the longest such streak in NFL history by a rookie... Record-tying streak added to another he had earlier in the year of 107 consecutive passes (Games 4-7)... QB passer rating of 83.3 stands as the fourth-best mark ever by a rookie (Miami's Dan Marino, 96.0, is tops)... Besides turning the ball over very rarely, Batch was particularly effective in the red zone in 1998, completing 15-of-28 passes for 84 yards and five TD's (no INT's) for a rating of 98.8... Named NFL Offensive Rookie of the Month for October — was 52-of-87 for 717 yards and five TD's and one INT during the month for a rating of 102.6... In four nationally televised games, he completed 62-of-86 attempts (.721)

BATCH'S SINGLE-GAME BESTS

PASS ATTEMPTS:	40 at Minnesota 9/20/98
COMPLETIONS:	20 at Minnesota 9/20/98; vs. Minnesota 10/25/98
COMPLETION PERCENTAGE:	84.2 vs. Green Bay 10/15/98
PASSING YARDS:	268 at Chicago 10/4/98
PASSING TD'S:	2 (four times; Last at Jacksonville 12/6/98)
LONG PASS:	98t at Chicago 10/4/98
INTERCEPTIONS:	3 vs. Arizona 11/1/98
RUSHING ATTEMPTS:	8 (three times; Last at Chicago 10/4/98)
RUSHING YARDS:	63 at Minnesota 9/20/98
LONG RUSH:	17 at Minnesota 9/20/98
RUSHING TD'S:	1 vs. Tampa Bay 9/28/98

for 822 yards and four TD's... Made first career start at Minnesota (9/20), and performed admirably in hostile environment, completing 20-of-40 passes for 160 yards and two INT's, both of which were desperation heaves at the end of each half...

• Batch's first NFL touchdown pass was a 98-yard effort to Johnnie Morton at Chicago on October 4, 1998. The bomb was the longest pass play in the NFL during the '98 season.

• Batch ended his rookie season in 1998 having thrown 136 consecutive passes without an interception, tying him with Cleveland's Bernie Kosar in 1985 for the longest streak in NFL history by a rookie.

First win as an NFL starting QB came vs. Tampa Bay (9/28)...

Included in game at Chicago (10/4) was the first TD pass of his career — a 98-yarder to Johnnie Morton — the longest touchdown pass in the NFL in 1998. Completed 16-of-31 passes for career-high 268 yards in that game... Outstanding outing vs. Green Bay (10/15) saw him complete 16-of-19 passes for 218 yards and two TD's... The 84.2 percent completion rate in that game was the highest single-game mark for a rookie since 1960... Also in game vs. Packers, tied team record for most consecutive completions (11) — Dave Krieg in 1994 and Gary Danielson in 1980... With the 11 straight completions, he became the youngest NFL quarterback to do so in a game since Brett Favre in 1992 (also 23-years-old)... Sterling effort vs. Chicago (11/15), completing 16-of-21 passes for 253 yards and TD — 76.2 percent completion rate is

fifth-highest single-game mark for a rookie since 1960... Named NFC Offensive Player of the Week for outing vs. Bears... Fought back from neck strain in second quarter to finish game vs. hometown Pittsburgh (11/26) — returned to game in

third quarter and completed 16-of-23 passes for 236 yards and a TD... Named as Lions' 1998 Mel Farr Rookie of the Year by teammates following the '98 season... Lions' second of two second round picks in 1998 NFL Draft (60th overall.)

COLLEGE and PERSONAL: Six-year college player who left Eastern Michigan owning virtually every school passing and total offense record... Holds EMU's all-time records for total plays (1,179), total offensive yards (7,715), pass attempts (998), pass completions (579), yards passing (7,592) and touchdown passes (53)... Started every game as a senior in 1997 and set school season-records by completing 247-of-434 passes for 3,280 yards (.569) and 23 TD's... Among best outings in '97 was a 20-of-23 performance (.870) for 341 yards and three scores in a 45-0 win over Akron... Hit on 30-of-43 passes for a school-record 476 yards and a score vs. Western Michigan... Appeared in the first two games of '96 campaign, but season was ended prematurely due to leg injury (earned medical redshirt for 1997)... Completed 39-of-65 passes for 518 yards and two touchdowns in limited play that year... Recipient of the 1995 James M. "Bingo" Brown Award as a junior, given to the team's Most Valuable Player... Earned All-Mid American

Conference first-team honors... Moved into the starting lineup early in '95 campaign, finishing the season with 244 completions in 421 attempts (.580) for 3,177 yards and 21 TD's... Completed 28-of-40 attempts for 412 yards and three TD's vs. Ohio... Completed 27-of-32 passes for 354 yards vs. Kent... Appeared in first eight games of his collegiate career as a sophomore in 1994, completing 49-of-78 passes (.628) for 617 yards and seven TD's... In his first game for EMU, he completed six-of-11 throws for 76 yards vs. Wisconsin... Hit on all seven pass of his attempts for 68 yards and a touchdown vs. Ohio... Huge game vs. Toledo, completing 19-of-26 attempts for 308 yards and four touchdowns (tied school record)... Granted a medical hardship redshirt in 1993... Did not play under NCAA Proposition 48 rules in 1992... All-State third-team and Pittsburgh Press "Fabulous 22" pick as a senior in 1991 at Steel Valley (Homestead, Pa.) High School... Lettered three times in football and twice in basketball during high school... Received his Bachelor's degree in business in April 1997 and was working toward a Master's degree when drafted by the Lions... Held 1st annual youth football camp in June 1999... Son of Lynn Settles... Born Charles D'Donte Batch in Homestead, Pennsylvania.

BATCH'S OFFENSIVE STATISTICS

1998 Date	Opp.	PASSING							RUSHING					
		Score	Att.	Comp.	Yds.	Pct.	Long	TD	Int.	No.	Yds.	Avg.	Long	TD
9/6	@ GB	L, 19-38							DID NOT PLAY					
9/13	CIN	L, 28-34 (OT)							DID NOT PLAY					
9/20	@ MIN	L, 6-29	40	20	160	50.0	17	0	2	8	63	7.9	17	0
9/28	TB	W, 27-6	23	14	115	60.9	21	0	0	8	39	4.9	10	1
10/4	@ Chi	L, 27-31	31	16	268	51.6	98t	2	0	8	58	7.3	11	0
10/15	GB	W, 27-20	19	16	218	84.2	68t	2	0	3	17	5.7	8	0
10/25	MIN	L, 13-34	37	20	231	54.0	33	1	1	2	8	4.0	9	0
11/1	ARIZ	L, 15-17	17	10	71	58.8	15	0	3	1	5	5.0	5	0
11/8	@ Phil	L, 9-10	27	14	146	51.9	30	0	0	2	6	3.0	4	0
11/15	CHI	W, 26-3	21	16	253	76.2	30	1	0	4	5	1.3	4	0
11/22	@ TB	W, 28-25	23	14	195	60.9	53t	2	0	2	8	4.0	9	0
11/26	PIT	W, 19-16 (OT)	23	16	236	69.6	36	1	0	1	3	3.0	3	0
12/6	@ Jax	L, 22-37	33	14	250	42.4	45	2	0	2	17	8.5	10	0
12/14	@ SF	L, 13-35	9	3	35	33.3	16	0	0	0	0	0.0	0	0
12/20	ATL	L, 17-24												
12/27	@ Balt	L, 10-19												
1998			303	173	2,178	57.1	98t	11	6	41	229	5.6	17	1

INACTIVE — INJURY
INJURED RESERVE



Eric Beverly

CENTER

Miami (Ohio) 2nd Year

Ht: 6-3 Wt: 294

Born: 3/28/74 (FA in '97)

79

GAMES PLAYED/
STARTED: 1997 (0/0); 1998 (16/0)
TOTAL: (16/0)

PRO: Signed as an undrafted rookie free agent with Detroit on April 24, 1997... Has worked both at guard and center since arriving with the Lions... Also can be used as third tight end in short-yardage and goal-line situations... Coaches like his upside, given his relative inexperience playing offensive line (three years of college at tight end). **1998:** Saw first game-action of career by appearing in all 16 games for the Lions... Did not see playing time during '98 as one of five core offensive linemen, but was a staple on special teams units and short-yardage formations... In the first portion of the season, was also used occasionally as third tight end along the goal-line. **1997:** Spent majority of rookie campaign on team's practice squad... Signed to active roster on

December 20... Dressed, but did not play in club's regular season finale vs. New York Jets (12/21), and was inactive for Detroit's Wild Card playoff contest at Tampa Bay (12/28).

COLLEGE and PERSONAL: Four-year letter winner at Miami (Ohio)... Played the first three years of college ball at tight end before shifting to tackle for senior campaign in 1996... Started all 11 games in '96 along offensive line (nine at right tackle and two games at left tackle)... Was voted a tri-captain as a senior as well... Caught six balls for 51 yards during first three years while playing tight end... Started all 11 games there as a junior in 1995 and six games in 1993 as a redshirt freshman... Sat out most of sophomore year (1994) due to injury... Redshirted in 1992... All-area tight end selection at Bedford Heights (Ohio) High School... Born Eric Raymonde Beverly in Cleveland, Ohio.

- Beverly played the first three years of his collegiate career at Miami (Oh.) as a tight end.
- After spending almost his entire rookie year on Detroit's practice squad, Beverly was activated to the team's 53-man roster the day before the 1997 regular season finale (December 20).



Kerlin Blaise

GUARD

Miami (Fla.) 2nd Year

Ht: 6-5 Wt: 323

Born: 12/25/74 (FA in '98)

65

GAMES PLAYED/
STARTED: 1998 (0/0) **TOTAL:** (0/0)

PRO and 1998: Undrafted rookie free agent who signed with Lions on April 24, 1998... Ended rookie season on Injured Reserve (December 1) after suffer-

ing knee injury in practice on November 25... Released on August 30 by club after playing with Detroit in training camp and preseason, but was signed to practice squad on September 1... Spent first seven weeks of the season on Lions' practice squad before being signed to active roster on October 27 — inactive for all

five games spent on active roster... Began playing guard upon arriving in Detroit for off-season mini-camps after playing tackle in college.

COLLEGE and PERSONAL: Three-year starter (32 starts in career) at tackle while at Miami (Fla.) — on the right side as a senior in 1997 and at left tackle in 1995-96... Played in Blue-Gray All-Star Game in December 1997... Football News first-team All-Big East selection as a senior... Named second-team All-Big East by conference coaches in '97 as well... Started all 11 games in '97 at right tackle... Big part of Hurricanes gaining over 300 yards rushing in three consecutive games during '97 cam-

• Blaise attended the same high school (Maynard Evans H.S. in Orlando, Florida) as current NFL players DE Kenard Lang (Washington), WR Horace Copeland (Tampa Bay) and T Leon Searcy (Jacksonville).

• As a senior at Miami (Fla.) in 1997, Blaise helped clear paths for RB Edgerin James, the fourth overall pick in the 1999 NFL Draft by Indianapolis.

paign... Started 11 games at left tackle in '96, and 10 contests there in '95... Saw action in reserve capacity at both guard and tackle as a redshirt freshman in 1994... Second-team All-State pick as a prep senior in 1993 at Maynard Evans (Orlando, Fla.) High School... First-team All-Central Florida and All-County that year as well... Member of Blue Chip Illustrated's Dream Team as a high school senior in addition to one of Dallas Morning News' Top 100 players in the nation... Attended same high school as current NFL players Kenard Lang, Horace Copeland and Leon Searcy.



Stephen Boyd

LINEBACKER

Boston College 5th Year

Ht: 6-0 Wt: 242

Born: 8/22/72 (D-5a in '95)

57

**GAMES PLAYED/
STARTED:** 1995 (16/0)
[1/0]; 1996 (8/5); 1997
(16/16) [1/1]; 1998 (13/13)
TOTAL: (53/34) [2/1]

PRO: Intense wrap-up tackler who plays with a "search and destroy" attitude from the middle linebacker spot... Especially adept at shedding blocks and curling under oncoming traffic to make tackles... Over the past two years has become one of the league's most productive linebackers and a vocal leader among teammates on and off the field... Has enjoyed two of the most prolific defensive campaigns (348 tackles) ever by a Lion defender in 1997-98 and will be one of squad's cornerstones for many years to come... Originally became starter at "will" linebacker at beginning of 1996, but had

BOYD'S SINGLE-GAME BESTS

TACKLES:	19 at Washington 11/9/97
SACKS:	1 (five times); Last vs. Pittsburgh 11/26/98)
INTERCEPTIONS:	1 vs. Atlanta 8/31/97
INTERCEPTION RETURN:	4 vs. Atlanta 8/31/97
FUMBLES RECOVERED:	3 at Chicago 10/4/98
FUMBLES FORCED:	2 at Chicago 10/4/98
PASSES DEFENDED:	2 vs. Atlanta 8/31/97; vs. Chicago 11/15/98

BOYD'S DEFENSIVE STATISTICS

1998 Date	Opp.	TACKLES			Sacks No/Yds	Int's No/Yds	Passes Def.	Fumbles Rec./For.	Spec.Teams Tackles
		Total	Solo	Asst.					
9/6	@ GB	11	10	1	0/0	0/0	1	0/0	0
9/13	CIN	11	8	3	0/0	0/0	0	0/0	0
9/20	@ Min	10	8	2	0/0	0/0	0	0/0	0
9/28	TB	9	6	3	1/10	0/0	1	0/0	0
10/4	@ Chi	17	11	6	1/6	0/0	0	3/2	0
10/15	GB	12	8	4	0/0	0/0	0	0/0	0
10/25	MIN	12	9	3	0/0	0/0	1	0/0	0
11/1	ARIZ	13	9	4	1/7	0/0	0	0/0	0
11/8	@ Phil	17	10	7	0/0	0/0	0	0/0	0
11/15	CHI	12	11	1	0/0	0/0	2	0/0	0
11/22	@ TB	INACTIVE — INJURY							
11/26	PIT	14	11	3	1/0	0/0	1	0/1	0
12/6	@ Jax	12	8	4	0/0	0/0	0	0/0	0
12/14	@ SF	6	4	2	0/0	0/0	0	0/0	0
12/20	ATL	INACTIVE — INJURY							
12/27	@ Balt	INJURED RESERVE							
1998		156	113	43	4/23	0/0	6	3/3	0
1995		1	1	0	1/13	0/0	0	0/0	11
1996		36	25	11	0/0	0/0	3	0/0	5
1997		192	123	69	0/0	1/4	2	1/1	0
Career		385	262	123	5/36	1/4	11	4/4	16

season cut short with severe groin and abdominal pull... Resumed in starting role in 1997 at middle linebacker and produced second-highest seasonal tackle total in team history (192 tackles)... Contributed mostly on special teams during rookie campaign in 1995... The first of Detroit's three fifth-round selections in the '95 draft (141st pick overall). 1998: Second consecutive workman-like season as team's starting middle linebacker... Led team with 156 tackles despite missing three games with a shoulder injury... Named by teammates as the 1998 Lem Barney Defensive MVP and was voted as a first alternate at middle linebacker on the NFC's Pro Bowl squad — would have played in game had he not been recovering from shoulder injury... Named as NFC Defensive Player of the Month for November, in which he recorded 56 tackles and two sacks in four games... Four sacks in '98 were a career-high — had one sack in his first three years in the league combined... Lingering shoulder injury late in the season hindered his play and landed him on Injured Reserve on December 23... Was in double-digits in tackles in 11 of the 13 games he played in '98, including two outings of 17 tackles apiece... Club's leading tackler in 12 of the 13 games in which he appeared... Besides missing the final two outings of the year, he also was inactive at Tampa Bay (11/22)... Had perhaps his best game of the season at Chicago (10/4) when he was in on five turnovers (recovered three fumbles and forced two others) to go with 17 tackles and a sack — sack caused one of the fumbles... Other game in which he collected 17 tackles in '98 was at Philadelphia (11/8)... Returned from one-game absence (shoulder) vs. Pittsburgh with 14-tackle performance, which also included his fourth sack of the year and third forced fumble. 1997: Started every game at middle linebacker and established himself as one of the league's most productive young linebackers... Enjoyed an outstanding season, leading team with 192 tackles, the second-highest seasonal total in Lions' history (Chris Spielman with 195 in 1994)... Named to USA Today's "All-Joe" team (unsung players around the league)... Also made all of the defensive calls in the huddle... Recorded double digits in tackles in 10 regular season games and either shared or owned team lead in tackles in 12 of 16 regular season contests... Named NFC Defensive Player of the Week for his performance in the season opener vs. Atlanta (8/31) when he scored his first career TD (42-yard fumble recovery), and set up the game-winning TD with his first career interception. Also led team with 15 tackles vs. Falcons... Tied for team-high with 11 tackles at Tampa Bay (10/12), playing key role in run defense that held the Buccaneers to only 72 rushing yards... Exploded for a career-high 19 tackles at Washington (11/9) — total was second-highest single-game performance in team history, trailing only Paul Naumoff's 21 stops vs. Cleveland Nov. 9, 1975... Ended regular season with string of seven games in eight tries in double digits... Paced team with nine tackles in Wild Card playoff

• The first tackle of Boyd's NFL career was a 13-yard sack of then-Jaguars QB Rob Johnson on December 17, 1995.
 • Boyd's team-high 192 tackles in 1997 was only three short of tying the Lions' all-time single-season mark for most tackles, currently held by Chris Spielman (195) in 1994.

contest at Tampa Bay (12/28). 1996: Became integral part of defense as early part of the year wore on, but progress was cut short in October due to a severe pull in his abdomen and groin, which eventually landed him on Injured Reserve... Started five of team's first six games in '96... Played sparingly in two appearances after injury... Was fourth on team in tackles (36) at time of injury... Also chipped in with five special teams tackles on the year... One of Lions' most productive defensive packages was "Nickel Boyd", in which Boyd was in middle and strong safety Bennie Blades stepped up as additional run-stopping linebacker... After playing reserve role in season opener at Minnesota (9/1) with two tackles, he started the next five games at weak-side linebacker... Made first career start vs. Tampa Bay (9/8) finishing with two tackles... Played well at Philadelphia the following week (9/15) with then-career-high eight stops and a pass defensed... Set another career-high the next week vs. Chicago (9/22) with ten tackles... Talled three tackles vs. Atlanta (10/6), but suffered injured groin and abdomen in the process, forcing him inactive the following week at Oakland (10/13)... Came

back to play reserve role vs. New York Giants (10/27), but aggravated injury... Inactive for six of the next seven games with only action coming vs. Kansas City (11/28), but again aggravated his injury... Was placed on Injured Reserve (December 17) prior to season finale at San Francisco (12/23). 1995: Spent rookie campaign as valuable member of special teams units as well as learning the system backing up Pro Bowl linebacker Chris Spielman (reserve in all 16 games)... Received a lot of playing time at middle linebacker in preseason, registering 17 tackles, which ranked third on the squad... Notched 11 tackles on special teams during the regular season, fourth-best on team... Made his first career defensive tackle and quarterback sack (for 13 yards) vs. Jacksonville (12/17)... Collected two special teams tackles on three occasions: vs. Cleveland (10/8), at Atlanta (11/5) and vs. Chicago (12/5)... Had one special teams tackle in NFC Wild Card playoff game at Philadelphia (12/30).

COLLEGE and PERSONAL: Still holds Boston College's career record with 524 tackles... First-team All-American selection by The Poor Man's Guide to the NFL Draft & Football News following senior season in 1994... All-Big East and All-Eastern College Athletic Conference first-team choice as senior... Led the team with 130 tackles (88 solos) in 1994 and registered seven sacks for 50 yards... Also collected 19 tackles for loss for 34 yards as a senior... Recipient of the Bulger Love Award as a junior in 1993, given to the best collegiate defensive player in New England... Started 10 games at weak-side inside linebacker as a junior, setting a school season-record with 161 tackles (84 solos)... Sophomore All-American first-team selection in 1992 by Football News, finishing second on the team with 133 tackles (68 solos)... Two-time All-Long Island, All-Suburban and All-State selection at Valley Stream (N.Y.) High...

Recipient of the Newsday-Thorpe Award, given to the Most Outstanding Player in Nassau County... USA All-American honorable mention and named Metro Player of the Year by the New York Daily News... Recorded 153 tackles (90 solos) with three fumble recoveries as a high school senior... Also scored three times as a linebacker and rushed for 576 yards on 104 carries as a fullback in his final prep season... All-League choice and team cap-

tain in lacrosse in high school, performing as a laxman... Earned his degree from Boston College in human development... Participates in Lions' school assembly program and is active with his hometown and local charities, including the Wayne McLoughlin Scholarship Fund and The Jay Fund... Received Lions' Unsung Hero Award in 1998-99... Born Stephen Gerard Boyd in Valley Stream, New York.



Barrett Brooks

TACKLE

Kansas State 5th Year

Ht: 6-4 Wt: 326

Born: 5/5/72 (UFA in '99-Phil.)

76

GAMES PLAYED/

STARTED: 1995 (16/16) [2/2]; 1996 (16/15) [1/1]; 1997 (16/14); 1998 (16/1) TOTAL: (64/46) [3/3]

PRO: Signed with Detroit as an unrestricted free agent on April 12, 1999... Played the first four years of his NFL career with the Philadelphia Eagles... Started the majority of games for the Eagles in 1995-97 and served as the team's third tackle in 1998... Is comfortable playing both tackle spots... Prior to each of his first two seasons, he began training camp as the second-stringer at his respective position, only to emerge for the regular season as the starter... By starting at left tackle in 1995-96, he became the first Eagle player to start at that position in consecutive seasons since Matt Darwin did so in 1989-90... Ended his tenure in Philadelphia having played in 64 consecutive games to start his NFL career, tying him with punter Tommy Hutton for the longest such streak on the Eagles' roster... Eagles' second of two second round picks in the 1995 NFL Draft (58th overall). 1998: Played in all 16 games for the fourth consecutive season... With the Eagles drafting Tra Thomas in the first round the previous April, Brooks was relegated to reserve duty as the club's third tackle... Lone start of '98 came at Green Bay (11/29) in place of Richard Cooper... Saw most of his game-action during '98 on special teams... Played nearly the entire second half at right tackle vs. Kansas City (9/27) with Cooper suffering from cramps... Also saw time at right tackle vs. Dallas (11/2) and vs. St. Louis (12/3). 1997: Switched sides to start 14 games at right tackle (played in all 16 contests)... Began preseason on the left side before giving way to Jermaine Mayberry, but inherited starting right tackle spot prior to the second regular season game... Started the next 14 games there, but sat out season finale at Washington (12/21) with a sore ankle. 1996:

• Brooks was the starting left tackle for Philadelphia in the Eagles' 1995 NFC Wild Card game vs. the Lions.

Once again, was the Eagles' starter at left tackle, fighting off both newcomer Steve Wallace and '96 first round draft pick Mayberry in training camp to retain the starting nod... Spent some time at right tackle during preseason with projected starting right tackle Cooper out with a knee injury... Moved back to left tackle prior to the start of the regular season after Wallace had been

released... Started 15 of the team's 16 regular season games at left tackle (and Wild Card playoff game), including the season's first 14 contests... Did not start at N.Y. Jets (12/15), but played the second half in relief of Mayberry...

Returned to starting lineup vs. Arizona (12/22) and held 1996 NFL Defensive Rookie of the Year Simeon Rice without a sack. 1995: Started all 16 regular season games, and two playoff games, at

left tackle during his rookie campaign... Moved into starting spot at left tackle after Bernard Williams was suspended by the league for the first six games of the season due to a violation of the league's substance abuse policy... More than held his own against many of the league's top pass rushers, including St. Louis' Sean Gilbert and Dallas' Charles Haley in back-to-back mid-season games...

COLLEGE and PERSONAL: Starter in his last three years at Kansas State (1992-94) at left tackle (33 games)... Mainstay on offensive line which led the Big Eight in passing offense in '94... Protected the blindsides for former Kansas State honorable mention All-American QB Chad May, as well as clearing paths for the school's all-time leading rusher, J.J. Smith... Named first-team All-Big Eight as a senior in '94... Honorable mention All-State pick in football at McCluer North (Florissant, Mo.) High School as a prep senior... Also lettered in basketball in high school... Majored in Arts and Sciences at Kansas State... He and his wife, Sonji, have two sons — Romel (9/5/91) and Daveed (8/13/97).



Lamar Campbell

CORNERBACK

Wisconsin 2nd Year

Ht: 5-11 Wt: 183

Born: 8/29/76 (FA in '98)

39

GAMES PLAYED/

STARTED: 1998 (12/0) **TOTAL:** (12/0)

PRO and 1998: Undrafted rookie free agent who signed with Lions on April 24, 1998... Made 53-man squad coming out of training camp (one of two undrafted free agents) and blossomed into one of squad's most effective special teams defenders (17 tackles, tied for sixth on club) during rookie campaign... Saw lone action on defense (one tackle) in season finale at Baltimore (12/27)... After being inactive for first three games of rookie campaign, he saw first game-action of NFL career at Tampa Bay (9/28) as gunner on punt and kickoff coverage and gave squads a spark with team-high three tackles... Among two special teams tackles at Tampa Bay (11/22) was crunching blow to Bucs' Jacquez Green... Made big play vs. Pittsburgh (11/26), causing a fumble on a kickoff return in which Steelers' returners were in the midst of setting up a reverse... Inactive at Jacksonville (12/6) with a sore foot.


COLLEGE and PERSONAL: Played predominantly at cornerback in college, starting 24 games during his career (23 at corner)... Participated in 1998 Hula Bowl... Finished collegiate career ranked fifth in

school history with 21 passes broken up, and tied for ninth with eight interceptions... One of four players on 1997 squad who had started games in each of the past three seasons... Collected 55 tackles, team-high three interceptions and seven passes broken up as a senior in '97... Was Badgers' only defensive back to start all 12 games that year... Started the '97 season opener at free safety, but moved back to cornerback

• Campbell was one of two undrafted rookies (LB Kevin O'Neill) to make the Lions' 1998 opening day roster...

for remainder of the year... Career-high 10 tackles vs. San Diego State in '97... Only multi-interception game came as a senior vs. Boise State (two)... Career-bests in tackles (63), interceptions (four) and passes broken up (team-high 12) in 1996 as a junior (eight starts)... 12 PBU's in '96 tied for second-most in a single-season in school history (Troy Vincent with 13)... Started opening two games of 1995 campaign before an injury relegat-

ed him to backup duty once he returned in mid-season... Played in 12 games as a freshman in 1994... Started in the 1995 Hall of Fame Bowl vs. Duke and recorded five tackles and an interception... All-Catholic-League and All-Area pick in 1993 as a prep senior in at Strath Haven (Chester, Pa.) High School... Played in Pennsylvania's "Big 33" All-Star game in '93 as well... Also was an All-State prep performer in track and field... Recipient of Principal's Award for academics in high school.



Mark Carrier

SAFETY

Southern California 10th Year

Ht: 6-1 Wt: 190

Born: 4/28/68 (FA in '97)

27

CARRIER'S SINGLE-GAME BESTS

TACKLES:	14 at Washington 11/9/97
INTERCEPTIONS:	3 at Washington 12/9/90
INTERCEPTION RETURN:	66 vs. Minnesota 11/16/97
PASSES DEFENDED:	4 vs. Pittsburgh 11/5/95

CARRIER'S 1998 DEFENSIVE STATISTICS

1998 Date	Opp.	TACKLES			Sacks	Int's No/Yds	Passes Def.	Fumbles Rec./For.	Spec. Teams Tackles
		Total	Solo	Asst.					
9/6	@ GB	7	5	2	0/0	0/0	0	0/0	0
9/13	CIN	2	2	0	0/0	0/0	0	0/0	0
9/20	@ Min	7	5	2	0/0	0/0	0	0/1	0
9/28	TB	3	1	2	0/0	0/0	0	0/0	0
10/4	@ Chi	ONE-GAME NFL SUSPENSION							
10/15	GB	10	4	6	0/0	2/33	3	0/0	0
10/25	MIN	3	3	0	0/0	1/0	1	0/1	0
11/1	ARIZ	6	4	2	0/0	0/0	0	0/0	0
11/8	@ Phil	10	7	3	0/0	0/0	0	0/0	0
11/15	CHI	6	3	3	0/0	0/0	1	0/0	0
11/22	@ TB	11	10	1	0/0	0/0	0	0/0	0
11/26	PIT	0	0	0	0/0	0/0	0	0/0	0
12/6	@ Jax	INACTIVE — INJURY							
12/14	@ SF	6	5	1	0/0	0/0	0	0/0	0
12/20	ATL	4	3	1	0/0	0/0	2	0/0	0
12/27	@ Balt	INACTIVE — INJURY							
1998		75	52	23	0/0	3/33	7	0/2	0
1990 (Chi.)		122	55	67	0/0	10/39	20	2/5	0
1991 (Chi.)		93	41	52	0/0	2/54	12	1/1	0
1992 (Chi.)		89	43	46	0/0	0/0	10	2/1	0
1993 (Chi.)		91	47	44	0/0	4/94	7	0/1	0
1994 (Chi.)		101	56	45	0/0	2/10	6	0/1	0
1995 (Chi.)		103	63	40	0/0	0/0	15	1/0	0
1996 (Chi.)		76	40	36	0/0	2/0	7	1/1	0
1997 (Det.)		113	77	36	0/0	5/94	13	0/0	0
Career		863	474	389	0/0	28/324	97	7/12	0

GAMES PLAYED/

STARTED: 1990 (16/16) [2/2]; 1991 (16/16) [1/1]; 1992 (16/14); 1993 (16/16); 1994 (16/15) [2/2]; 1995 (16/15); 1996 (13/13); 1997 (16/16) [1/1]; 1998 (13/13)
TOTAL: (138/134) [6/6]

PRO: Three-time Pro Bowler lends experience and big-play ability to young secondary as team's starting free safety... Signed as a free agent in June 20, 1997 after seven years with the Chicago Bears... Since arriving in Detroit, has proven to be a valuable addition to Lions' defense, both with play making ability and in making the calls in the backfield for second straight year with Lions... Played in the Pro Bowl following the 1990-91 and '93 seasons... Led the NFL with 10 interceptions as a rookie in 1990... Only player this decade to record double-digit interceptions in a season... Named NFL Defensive

Rookie of the Year in 1990... Has missed only six games in his nine-year career... Played in 108 consecutive games to begin his pro career prior to missing three of the last four games of the 1996 season with an ankle injury forced while attempting a tackle on Barry Sanders... Drafted by the Bears as a junior in the first round (sixth overall) in 1990. 1998: Lions' starting free safety for second consecutive season and one of squad's most effective and vocal leaders on and off the field... Voted as defensive co-captain by teammates for second straight year... Also was voted the recipient of the 1998 Joe Schmidt Leadership Award... Tabbed as the NFL's top free safety in Sports Illustrated's season-end issue... Collected 75 tackles, three interceptions (tied for team-high) and two forced fumbles in '98... Consistent playmaker throughout the season... Hindered late in the

season with plantar fasciitis in both feet — missed game at Jacksonville (12/6) and season finale at Baltimore (12/27) and was less than 100 percent in Games 14-15... Sat out game at Chicago (10/4) due to one-game league suspension for unpenalized hit administered vs. Tampa Bay (9/28)... Returned from one-game NFL-levied suspension with huge outing vs. Green Bay (10/15) with two interceptions (third multi-INT game of career) and then-season-high 10 tackles... Performance vs. Packers earned him NFC Defensive Player of the Week honors... Solid outing vs. Minnesota (10/25) with third INT of year and a forced fumble... Other double-digit tackle output (10 stops) was at Philadelphia (11/8)... Season-high 11 tackles at Tampa Bay (11/22). 1997: Voted by his teammates as one of

two defensive captains... Led team with five interceptions and finished third on squad with 113 tackles (fourth year in career of over 100 stops)... Also ranked second on team with 13 passes broken up... Made triumphant return to Chicago's Soldier Field (9/14) with three passes broken up and first interception of the year in Lions' 32-7 win over Bears... Named the Lions' defensive player of the game vs. Green Bay (9/28), intercepting a pass on the Packers' final possession, breaking up three passes and making six tackles... Intercepted his third pass of the year at Green Bay (11/2), setting up a Lions' field goal late in the first half, in addition to making seven tackles... Notched a career-high 14 tackles at Washington (11/9)... Named the Lions' defensive MVP by the coaches for his performance vs. Minnesota (11/16), intercepting a pass and returning it a career-long 66 yards to set up a touchdown... Made fifth interception of the year vs. Jets (12/21), which set up Detroit's first field goal... Second on team with eight tackles in Wild Card playoff tilt at Tampa Bay (12/28). **1996:** Started the first 13 games at free safety... Suffered ankle injury and missed next three games — at Green Bay (12/1), St. Louis (12/8) and San Diego (12/14)... Returned to the starting lineup for the season finale at Tampa Bay (12/22)... Finished the season with 76 tackles and two interceptions. **1995:** Led squad with 15 passes defended and finished fourth on team with 103 tackles... Paced team with 11 tackles, and defended three passes, earning him the game ball in a Monday night win at Minnesota (10/30)... Posted a career-high four passes defended vs. Pittsburgh (11/5). **1994:** Made 107 tackles, good for third on team... Recorded four double-digit tackle games... Returned a blocked field goal 54 yards vs. New Orleans (10/9)... Intercepted a pass at Tampa Bay (11/6)... Made season-high 12 tackles at Minnesota (12/1) before dislocating finger... Played, but did not start, the following game at Green Bay (12/11), making six tackles... Returned to the starting lineup vs. L.A. Rams (12/18)... Intercepted his second pass of the season vs. New England (12/24)... Made four tackles in Divisional playoff loss at San Francisco (1/7/95). **1993:** Made his third Pro Bowl appearance... Intercepted four passes and made 91 tackles... Made his first interception of the season vs. Tampa Bay (9/26)... Also snared interceptions vs. Minnesota (10/25), at Green Bay (10/31) and scored his first career TD on an interception return vs. Green Bay (12/5)... Made a season-high 11 tackles at L.A. Rams (1/2). **1992:** Recovered fumbles in consecutive games at Minnesota (10/4) and vs. Tampa Bay (10/18)... Made a season-high seven solo tackles at Detroit (12/20)... Posted season-best 11 tackles in regu-

lar season finale at Dallas (12/27)... Also contributed six tackles on special teams. **1991:** Voted to his second Pro Bowl as starter... Finished third on club with 93 tackles. **1990:** Started all 16 games and was voted to the Pro Bowl as a rookie... Named to every All-Rookie team and named Defensive Rookie of the Year by Associated Press and Football News... Set Bears' franchise record with 10 interceptions... Third on team with career-high 122 tackles... Intercepted career-high three passes and made nine tackles at Washington (12/9)... Earned NFC Defensive Player of the Week with 11 tackles, two interceptions, forced fumble and pass defended at Tampa Bay (11/4)... Made a then-career-high 13 tackles at Minnesota (11/25)

— mark stood as his career-high until November 9, 1997... Intercepted a pass on the last play of the game to seal Divisional playoff win over New Orleans (1/6/91).

• Carrier is the only player in the NFL in the 1990's to record 10 interceptions in a season. He led the league in 1990 en route to being named NFL Defensive Rookie of the Year following his first year with the Chicago Bears.

• Carrier has logged extensive time as a television analyst during his pro career — first for WGN-TV in Chicago, and for WKBD-TV in Detroit in 1997-98.

COLLEGE and PERSONAL:

Three-year starter... Finished his career with 13 interceptions and 336 tackles... Entered NFL draft as a junior... Named first-team All-American by The Sporting News, Associated Press, Kodak, Football Writers Association and Walter Camp... Winner of 1989 Jim Thorpe Award, given annually to the best defensive back in college football... Led Pac 10 with seven interceptions as a junior in 1989... First-team All-American selection and consensus All-Pac 10

choice as a sophomore in 1988... Jim Thorpe Award finalist in '88 as well... Second-team freshman All-American in 1987... Named the country's top freshman defensive back by The Sporting News... Redshirted in 1986 after suffering broken foot in preseason drills... Named high school All-American by USA Today, Parade and Adidas following his senior year at Long Beach (Cal.) Poly High... Chose USC to stay close to his father (Willie) who lives in Long Beach and was paralyzed in an automobile accident in 1979... Has worked for WKBD-TV in Detroit as a co-host on Sunday night sports telecasts since signing with the Lions... While playing for the Bears, he worked as a football analyst for WGN-TV and Radio in Chicago... Has served as honorary chairman of the Special Education District of Lake County, Illinois... Works with Special Olympics as well... Donated \$15,000 through his foundation, MacKids, to assist with Los Angeles earthquake relief... Also holds golf outing each summer to raise money for MacKids... Holds 3-on-3 fundraising basketball tournament in Long Beach every July... Completed Bachelor's degree in communications in 1991... Full name is Mark Anthony Carrier, III... He and wife, Andrea, have a son, Mark Anthony IV, and a daughter, Alexandra.



Pete Chryplewicz

TIGHT END

Notre Dame 3rd Year

Ht: 6-5 Wt: 261

Born: 4/27/74 (D-5a in '97)

81

**GAMES PLAYED/
STARTED:** 1997 (10/0);
1998 (16/2)
TOTAL: (26/2)

PRO: Backup tight end in first two NFL seasons who has shown soft hands, a good work ethic and ability to play variety of roles on special teams... Homegrown product (grew up only miles from Silverdome) who coaches have praised for outstanding year-round work ethic and devotion to improvement... Has used off-season weight program to add significant bulk to his frame since entering the league... Detroit's first of two fifth round selections in the 1997 NFL Draft (135th overall). **1998:** Played in all 16 games during sophomore season, with first two career starts (two-tight end set)... Had his playing time on offense curtailed in mid-season after projected starter David Sloan returned from PUP... Slowed much of the year with plantar fasciitis in his foot... Continued his role on several of club's special teams units (four tackles) throughout '98... Caught a three-yard play-action TD pass in two consecutive games early in the year — at Chicago (10/4) and vs. Green Bay (10/15)... Tied career-high with two grabs for nine yards in home game vs. Packers... Two starts came in games vs. Cincinnati (9/13) and vs. Minnesota (10/25). **1997:** Worked himself into backup tight end role as rookie year progressed, catching three passes for 27 yards... Also member of most of Detroit's special teams units (three tackles)... Caught the first two passes of his career (23 yards) at New Orleans (9/21)... Scored his first TD as a pro (four-yarder) vs. Green Bay (9/28)... Underwent arthroscopic shoulder surgery October 1 and missed three games before returning to action at Green Bay (11/2)... Inactive for Wild Card playoff game at Tampa Bay (12/28).

COLLEGE and PERSONAL: All-Independent first-team choice as a senior who started every game in 1996 and ten games as a junior in 1995... Played in 42 contests (29 starts) for the Fighting Irish and finished his career

CHRYPLEWICZ'S SINGLE-GAME BESTS

RECEPTIONS: 2 at New Orleans 9/21/97; vs. Green Bay 10/15/98
RECEIVING YARDS: 23 at New Orleans 9/21/97
LONG RECEPTION: 12 at New Orleans 9/21/97
TOUCHDOWNS: 1 (three times; Last vs. Green Bay 10/15/98)

CHRYPLEWICZ'S OFFENSIVE STATISTICS

Year	Receptions	Yards	Average	Long	TD's
1997	3	27	9.0	12	1
1998	4	20	5.0	8	2
Career	7	45	5.0	12	2

with 48 receptions for 585 yards and five TD's... Collected a career-high 27 receptions for 331 yards and four TD's as a senior... Best game as a collegian came in '96 vs. Washington, in which he caught three passes for 41 yards, including touchdown grabs of six and 29 yards... Caught first collegiate touchdown pass in Fighting Irish win over USC as a junior in '95... Redshirted in 1994 after suffering a wrist injury in the second game of the season... Saw action in every game as a sophomore in 1993 (eight starts)... All three catches that year came in contest vs. Michigan State... Played in seven games in reserve role as a true freshman in 1992... Prep All-American honorable mention by USA Today at Stevenson High School (Sterling Heights, Mich.)... Also was rated as the top prospect in the state of Michigan and third overall in the

• Growing up only miles from the Silverdome, Chryplewicz was one of the country's most-coveted high school football prospects in 1991.

• Chryplewicz's mother, Sophie, competed on Poland's Junior National track and field team in the shot put and discus.

country by the Detroit Free Press as a senior in 1991... Selected Michigan Player of the Year and Midwest Gatorade Circle of Champions in high school... All-State choice as he caught 41 passes for 606 yards (14.8 avg) and three touchdowns as the team captain in his final year... Snatched 36 passes for 478 yards (13.3 avg) six scores as a junior 1990... Chosen to play in the Michigan East-West All-Star Game... Won the Scholar-Athlete Award from the Michigan chapter of the National Football Foundation and Hall of Fame... Averaged 18 points and 12 rebounds per game as he twice earned All-County honors with the hoop squad... Twice named

All-State in track, performing in the discus (155'9"), shot put (57') and 100-meter dash (11.2)... Received degree in marketing from Notre Dame... Mother, Sophie, competed in the shot put and discus for Poland's Junior National team before moving to the United States... Born Peter Gerald Chryplewicz in Detroit.



Mike Compton

CENTER

West Virginia 7th Year

Ht: 6-6 Wt: 298

Born: 9/18/70 (D-3b in '93)

77

GAMES PLAYED/

STARTED: 1993 (8/0); 1994 (2/0); 1995 (16/7); [1/1]; 1996 (15/15); 1997 (16/16) [1/1]; 1998 (16/16)
TOTAL: (73/54) [2/2]

PRO: Team's starting left guard the past three seasons (1996-98) after spending first two years of career as backup, and third year (1995) as spot starter... Saw first extensive playing time of career in 1995 starting seven games due to injuries on Lions' line... Versatile performer who has seen action at all five line positions during his career... Has grown into one of squad's most consistent and unselfish performers... Powerful run blocker with ability to move away from line of scrimmage and into flow of traffic... Has also fulfilled role as team's snapper for field goals and PAT's during the majority of the last four seasons (1995-98)... Played center in college, but has seen most extensive work at guard in first five pro seasons... His college coach, Don Nehlen, said Compton is one of the best players he has ever coached... Selected by the Lions in the third round of the 1993 NFL Draft (68th overall). **1998:** Detroit's starter at left guard for third consecutive year (second consecutive season starting all 16 games)... Played at a high level throughout the season, both in pass protection and helping pave the way for Barry Sanders' tenth 1,000-yard rushing season in a row... Was on the field for every offensive play for the Lions during '98 campaign... Spent considerable time playing center vs. Tampa Bay (9/28) after center Jim Pyne had left the game with a pulled groin. **1997:** Enjoyed solid year, starting all 16 games, in addition to team's Wild Card playoff game at Tampa Bay (12/28)... Played with a broken bone in his hand the last three regular season games and the playoff contest... Started 14 games at left guard, shifting to left tackle at Tampa Bay (10/12) and vs. N.Y. Giants (10/19) with Ray Roberts out due to a knee injury... Returned to his regular spot at left guard at Green Bay (11/2)... Major part of offensive line that opened holes throughout the year as Sanders set an NFL record with 14 straight 100-yard rushing games and became only the third player ever to rush for

over 2,000 yards in a season... Sanders treated him and the other four starting offensive linemen with a trip to Honolulu for the Pro Bowl in February 1998. **1996:** Stepped into full-time starting role for first time of career, starting 15 games at left guard... Started the first 10 games of the year, but suffered sprained ankle at San Diego (11/11)... Was inactive vs. Seattle (11/17)... Returned to lineup the following week at Chicago (11/24) and remained there for the final four games of the season as well. **1995:** First year as club's long snapper on field goals and extra points... Also served as Detroit's chief backup at left tackle, both guard slots and at center... Started first two games of year at left tackle due to contract hold-out of Lomas Brown — it was the first instance in his career he had lined up there... First career start was at Pittsburgh (9/3)... Started following week at Minnesota (9/10) at left tackle as well, but shifted to left guard on the second play of game in place of injured Doug Widell... Started the following three games at left guard vs. Arizona (9/17), vs. San Francisco (9/25) and vs. Cleveland (10/8) in place of injured Widell (his first career starts at guard)... Saw limited time at left tackle at Washington (10/22) for Brown... Did not play on offense during next six games... Subbed for Widell briefly at Houston (12/10) at left guard... Started at left guard for the final two regular season games of the season vs. Jacksonville (12/17) and at Tampa Bay (12/23) and in Wild Card playoff game at Philadelphia (12/30). **1994:** Saw action in two games, in short-yardage situations... Was active, but did not play in the other 14 regular season games and the Wild Card playoff game at Green Bay (12/31)... Served as snapper on field goals and PAT's in pre-season. **1993:** Played in eight games as a rookie, all in a backup capacity... Played for the first time vs. Seattle (10/17), giving center Kevin Glover a rest late in the game... Also filled in at center for Glover late in the game vs. Tampa Bay (11/7)... Played on special teams the final five regular season games and the Wild Card playoff game vs. Green Bay (1/8).

• After playing center in college at West Virginia, Compton has started games at both guard and tackle in the pro ranks and is slated to shift back to center in 1999.

• Compton has spent time during previous off-seasons as a volunteer baseball coach in his hometown of Richlands, Virginia.

COLLEGE and PERSONAL: First team All-American and All-Big East selection by the Poor Man's Guide to the NFL Draft, Football News and AP as a senior in 1992... One of six recipients of the NCAA's Top Six Scholar/Athlete Award... Finalist for the 1992 Lombardi Award, given to the top lineman in college football... Did not allow a sack or pressure all year as he averaged five knockdown blocks per game... All-Big East first-team choice and All-East selection by AP his junior year... Recipient of the Ira E. Rogers Award, given to the Mountaineer who

shows high leadership and academic qualities as well as football performance... Graduated in 1993 with a teaching degree in physical education and health education... All-Southwest District, All-State, Blue Chip All-American and District Lineman of the Year at Richlands (Va.) High School... Athletic Director's Academic Honor Roll student, possessing a 4.0 grade point average... Spent time as a high school baseball coach in Richlands during 1996-98 off-seasons... He and his wife, Tammy, have three children, Jessica, 9, Joshua, 5 and Sarah, 3.



Germane Crowell

WIDE RECEIVER

Virginia 2nd Year

Ht: 6-3 Wt: 216

Born: 9/13/76 (D-2a in '98)

82

CROWELL'S SINGLE-GAME BESTS

RECEPTIONS: 5 at San Francisco 12/14/98
 RECEIVING YARDS: 83 at San Francisco 12/14/98
 TOUCHDOWNS: 1 (three times; Last at Jacksonville 12/6/98)
 LONG RECEPTION: 68t vs. Green Bay 10/15/98

CROWELL'S OFFENSIVE STATISTICS

1998 Date	Opp.	Receptions	Yards	Average	Long	TD's
9/6	@ GB	2	18	9.0	10	0
9/13	CIN	1	12	12.0	12	0
9/20	@ Min	0	0	0.0	0	0
9/28	TB	1	8	8.0	8	0
10/4	@ Chi	2	22	11.0	16	0
10/15	GB	3	81	27.0	68t	1
10/25	MIN	0	0	0.0	0	0
11/1	ARIZ	1	10	10.0	10	0
11/8	@ Phil	1	3	3.0	3	0
11/15	CHI	3	57	19.0	27	0
11/22	@ TB	3	82	27.3	53t	1
11/26	PIT	1	16	16.0	16	0
12/6	@ Jax	2	72	36.0	45	1
12/14	@ SF	5	83	16.6	34	0
12/20	ATL	INACTIVE — INJURY				
12/27	@ Balt	INACTIVE — INJURY				
1998		25	464	18.6	68t	3

**GAMES PLAYED/
 STARTED:** 1998 (14/2)
TOTAL: (14/2)

PRO and 1998: Stepped into third receiver role as a rookie, making an immediate impact in the Lions' passing game... Caught 25 passes for 464 yards and three touchdowns, two of which were long bombs (53 and 68-yarders)... Immensely talented, big-play receiver who made significant strides as rookie season progressed... By the end of the 1998 campaign, had really started to emerge — 14 of season's 25 catches came in the final five games in which he played... Caught two balls for 18 yards in first NFL game at Green Bay (9/6)... Caught three balls vs. Green Bay (10/15) and vs. Chicago (11/15) — included in game with Packers was a dazzling one-handed 68-yard TD bomb... Started for injured Herman Moore at Tampa Bay (11/22) and matched then-career-high with three receptions for then-career-high 82 yards, including a 53-yard TD catch... Ran the only reverse of his career vs. Pittsburgh (11/26), and netted 35 yards... Third scoring grab of '98 (27 yards) came at Jacksonville (12/6)... Ended season on a down note, missing the last two contests of his rookie campaign due to a separated shoulder suffered at San Francisco (12/14)...

Ironically, his best statistical game of the season came at San Francisco (12/14), setting career-highs in both receptions (five) and receiving yards (team-high 83)... Lions' first of two second round selections in 1998 NFL Draft (50th overall).

COLLEGE and PERSONAL: Left Virginia ranking second on the school's all-time record chart with 122 receptions, topped only by John Ford (128, 1984-88)... Only Herman Moore (2,504, 1988-90), Ford (2,399) and Tyrone Davis (2,153, 1991-94) have gained more yards receiving for the Cavaliers than his 2,142... His

19 touchdown grabs rank fourth in school annals... All-American Dream Team and All-Atlantic Coast Conference first-team choice in 1997 by the Poor Man's Guide to the NFL Draft... Led team with 53 catches for 969 yards (18.3 avg.) and nine touchdowns as a senior in '97 in addition to six 100-yard games... Only Moore (54 in 1990) had more catches in a season at Virginia... Season-high 163 yards on five catches vs. Florida State in '97... Closed out his career with nine receptions for 162 yards and a pair of scores vs. Virginia Tech, extending his string to 27 straight games with at least one catch (school record is 28 by Patrick Jeffers 1993-95)... All-ACC honorable mention as a junior in 1996... Started 10 games at split end that year, catching 33 passes for 687 yards (20.8 avg.) and three TD's... His 20.8-yard average per catch in '96 ranked second in the ACC... Only multi-TD game of junior campaign (two) came vs. North Carolina State... Snared seven passes for 98 yards, including a 29-yard score vs. Miami (Fla.) in the Carquest Bowl... Started six games as a sophomore in 1995, finishing

third on the team with 27 catches for 371 yards (13.7 avg.) and five touchdowns... Appeared in eight games as a true freshman in 1994, making nine catches for 115 yards (12.8 avg.) and two TD's... In his first collegiate game for the Cavaliers, he snatched five passes for 66 yards with scores of five and 20 yards vs. Florida State... Three-time All-Conference and two-time All-State wide receiver and defensive back at North Forsyth (Winston-Salem, N.C.) High School... Caught 36 passes for 377 yards and four touchdowns as a prep senior in 1993... Lettered three times in basketball, earning All-City, All-Region, All-County and All-Conference honors as a senior in 1993... Set a school season-record with 40 receptions for 659 yards and seven touchdowns as a prep junior in 1992... Also competed in track during high school... Anthropology major at Virginia... One of six children (four brothers, one sister) of Patricia and Napoleon Crowell... Born Germane L. Crowell in Winston-Salem, North Carolina.

- Crowell's father, Napoleon, played high school basketball in Greensboro and Winston-Salem, North Carolina against Lions' scout and former tight end Charlie Sanders.
- Eight of Crowell's 25 receptions as a rookie went for at least 23 yards, including touchdown catches of 53 and 68 yards.



Luther Elliss

DEFENSIVE TACKLE

Utah 5th Year

Ht: 6-5 Wt: 305

Born: 3/22/73 (D-1 in '95)

94

ELLISS' SINGLE-GAME BESTS

TACKLES:	8 (four times; Last vs. Pittsburgh 11/26/98)
SACKS:	2 at Green Bay 11/3/96
PASSES DEFENDED:	2 vs. Atlanta 12/20/98

ELLISS' DEFENSIVE STATISTICS

1998 Date	Opp.	TACKLES			Sacks	Int's	Passes	Fumbles	Spec. Teams
		Total	Solo	Asst.	No/Yds	No/Yds	Def.	Rec./For.	Tackles
9/6	@ GB	6	2	4	0/0	0/0	0	0/0	0
9/13	CIN	5	3	2	0/0	0/0	0	0/0	0
9/20	@ Min	8	6	2	1/7	0/0	0	0/0	0
9/28	TB	5	3	2	0/0	0/0	0	0/0	0
10/4	@ Chi	7	4	3	0/0	0/0	0	0/1	0
10/15	GB	3	0	3	0/0	0/0	0	0/0	0
10/25	MIN	4	2	2	0/0	0/0	0	0/0	0
11/1	ARIZ	4	3	1	0/0	0/0	0	1/0	0
11/8	@ Phil	6	3	3	0/0	0/0	0	0/0	0
11/15	CHI	4	2	2	1/5	0/0	0	0/0	0
11/22	@ TB	7	5	2	0/0	0/0	0	0/0	0
11/26	PIT	8	6	2	1/12	0/0	0	0/0	0
12/6	@ Jax	7	6	1	0/0	0/0	0	0/0	0
12/14	@ SF	4	2	2	0/0	0/0	0	0/0	0
12/20	ATL	2	0	2	0/0	0/0	2	0/0	0
12/27	@ Balt	4	2	2	0/0	0/0	0	0/0	0
1998		84	49	35	3/24	0/0	2	1/1	0
1995		19	9	10	0/0	0/0	1	0/0	0
1996		57	33	24	6.5/49.5	0/0	0	0/0	0
1997		81	51	30	8.5/48.5	0/0	0	0/2	0
Career		241	142	99	18/122	0/0	3	1/3	0

GAMES STARTED/

PLAYED: 1995 (16/16)
[1/1]; 1996 (14/14); 1997
(16/16) [1/1]; (16/16)
TOTAL: (62/62) [2/2]

PRO: A tireless worker and disruptive force at the line of scrimmage whose engine is always running at full speed... One of the cornerstones of Detroit's defense and a leader among players on and off the field... Has been in the starting lineup along the defensive line in every game he has played in since entering the league... Started at defensive end in his rookie year, but shifted to defensive tackle prior to 1996 campaign, where he has remained in the subsequent three seasons... Has physical ability to take over a game and often demands attention from more than one offensive lineman... Lions' first-round selection in 1995 NFL Draft (20th overall pick). **1998:** Second consecutive season starting all 16 games at defensive tackle... Led linemen with career-high 84 tackles (fifth on squad), in addition to a forced fumble, a fumble recovery and three sacks for 24 yards... Voted by teammates as the 1998 recipient of the Mike Utley Spirit Award... Also a member of the All-Madden Team... Depleted defensive line corps in the second half of the season made it easy for opposing schemes to lessen his effectiveness by double and triple-teaming him... Sacks in '98 came in games at Minnesota (9/20), vs. Chicago (11/15) and vs. Pittsburgh (11/26)... Equaled career-high of eight tackles at Minnesota (9/20) and vs. Pittsburgh (11/26)... Recovered the first fumble of his career vs. Arizona (11/1)... With six tackles at Philadelphia (11/8), he went over the 200-tackle mark for his career. **1997:** Began to receive league-wide mention as one of the league's most overpowering young defensive linemen... Started all 16 games, in addition to Wild Card

playoff contest at under-tackle... Established career-highs in both sacks with 8.5 (second on club), and tackles with 81 (sixth on team)... Played well in season opener vs. Atlanta (8/31) as he recorded 1.5 sacks and seven tackles... Contributed mightily to Reggie Brown's interception for TD vs. Green Bay (9/28) by pushing Packer guard Aaron Taylor into quarterback Brett Favre, knocking him down and forcing a rushed throw from his knees... Head coach Bobby Ross said Elliss played one of his best games vs. Minnesota (11/16), tying his career-high with eight tackles and recording a sack... Credited with 1.5 sacks among his five tackles in Detroit's win over Indianapolis (11/23)... Recovered two fumbles and made seven tackles vs. Chicago (11/27) on Thanksgiving Day, a performance which earned him one of John Madden's post-game turkey legs... Recorded a sack among eight tackles in Wild Card playoff game at Tampa Bay (12/28). **1996:** Came into his own playing at high level throughout the year... Move inside to tackle (next to Henry Thomas) helped both he and Robert Porcher (moved from tackle to end) immeasurably... Played

virtually every play of all 14 games he started (missed two consecutive games in October due to a sprained knee)... Second on team with 6.5 sacks to go along with 57 tackles... Got off to a fast start with back-to-back games with career-highs in tackles and the first two sacks of his career — had six tackles and a sack at Minnesota (9/1) and followed that outing up vs. Tampa Bay (9/8) with an eight-tackle performance, in addition to another sack... Sprained knee in first quarter vs. Atlanta (10/6) and missed subsequent games at Oakland (10/13) and vs. New York Giants (10/27)... Returned from injury in fine fashion at Green Bay (11/3), recording the first multi-sack game of his career — two sacks for 18 yards, in addition to five tackles...

Also had solid game two weeks later vs. Seattle (11/17) with six stops and a sack for 12 yards... Had a sack vs. Minnesota (12/8) as well as five tackles.

1995: Started each of 16 regular season games and club's playoff game at left defensive end... Became the first Lions' defensive rookie to start a season opener since Bennie Blades and Chris Spielman in 1988...

Showed great spark in preseason, often dominating the line of scrimmage in practices and preseason contests... Started rookie campaign slowly adapting to pro game, but became productive player on line as season progressed... Tallied season-high three tackles at Minnesota (9/10) and at Washington (10/22).

COLLEGE and PERSONAL: Consensus All-American first-team selection and All-WAC first-team choice following senior season at Utah in 1994... Finishing second on the team with 78 tackles (43 solos), and also collected four sacks for 26 yards and nine stops for losses of 24 yards as left defensive tackle as a senior... Recorded a season-high 12 tackles (seven solos) with a stop for a two-yard loss and a fumble recovery in a 34-16 beating of Rose Bowl-bound Oregon as a senior... All-American third-team choice by The Poor Man's Guide to the NFL Draft after junior year in 1993... All-WAC first-team pick as well, ranking second in the conference with nine sacks for 68 yards... Also recorded 50 tackles (26 solos) with three for loss and a pair of pass deflections in '93... Made nine tack-

les (eight solos), two sacks for 12 yards, five stops for losses and two pass deflections vs. Southern California in the 1993 Freedom Bowl... Sophomore All-American selection in 1992 by The Poor Man's Guide to the NFL Draft... All-WAC first-team choice (only sophomore to earn that honor)... Started every game during '92 (10 starts at left end and one at right end)... Led the team with 87 tackles (34 solos) and two sacks as a sophomore... Also led the WAC with 16 tackles for loss (39 yards) that year... Selected WAC Defensive Player of the Week after win over Air Force in '92 with 10 tackles (seven solos), a two-yard sack,

five tackles for loss and two quarterback pressures... Was named the Utes' Newcomer of the Year following his freshman campaign in 1991... Originally recruited as a tight end, but was moved to the defensive line during fall drills... Saw action in every game at right end and tackle as a freshman, making 24 tackles (13 solos) with three sacks... In high school, was All-State, All-Region and All-League selection, serving as team captain at Mancos (Colo.) High School... Three-time All-League choice in basketball as well... Shattered two backboards as a prep in leading the hoop squad to the state tournament... Exercise and sports science major at Utah... Has co-hosted a radio show on WMAX Radio in Flint,

Mich. on Mondays during the season... Very active in the community, he is serving as a state-wide spokesman for Michigan's Fatherhood Is Forever campaign for four-year span beginning in 1997... During 1998-99 off-season, he held football camps for under-privileged children in Detroit, Utah and Colorado... Spokesman for Lions' annual Thanksgiving Day coat drive... Has begun work in establishing a reading fundamentals program in Utah... Honorary chairperson for the Oakland Livingston Human Service Agency's "Walk For Warmth" in 1997-98... Enjoys speaking to youth and Christian groups... Spokesperson for the Detroit Lions Courage House... Son of John and Segal Elliss... He and wife, Rebecca, have three children — Luther Kaden, 4, Olivia, 2 and Christian (born in January 1999)... Hometown is Mancos, Colorado.

• In 1995, Elliss became the first defensive rookie starter for the Lions since Bennie Blades and Chris Spielman in 1988.
• Elliss broke two backboards during his senior year in high school, as he led Mancos High to the Colorado state basketball playoffs.



Terry Fair

CORNERBACK

Tennessee 2nd Year

Ht: 5-9 Wt: 184

Born: 7/20/76 (D-1 in '98)

23

FAIR'S SINGLE-GAME BESTS

TACKLES:	7 vs. Chicago 10/15/98; at San Francisco 12/14/98
PASSES DEFENSED:	2 vs. Minnesota 10/25/98
PUNT RETURNS:	8 at Philadelphia 11/8/98
PUNT RETURN YARDS:	44 vs. Arizona 11/1/98
LONG PUNT RETURN:	23 at Green Bay 9/6/98
KICKOFF RETURNS:	6 at Green Bay 9/6/98; at Minnesota 9/20/98
KICKOFF RETURN YARDS:	244 at Green Bay 9/6/98
LONG KICKOFF RETURN:	105 vs. Tampa Bay 9/28/98

**GAMES PLAYED/
STARTED:** 1998 (14/10)
TOTAL: (14/10)

PRO and 1998: Second-year player who enjoyed stellar rookie campaign in 1998, breaking into starting lineup at cornerback (10 starts) and establishing himself as one of the NFL's most dangerous kickoff return specialists... Began season as nickel back, but claimed starting right cornerback in sixth game of the season and remained there for the balance of '98... Finished rookie year with 58 tackles, one sack and six passes defended... Led NFL in kickoff return average (28.0 yards per return), including two touchdowns... Named as an alternate on the 1999 NFC Pro Bowl squad (return specialist)... Pro Football Weekly named him to their All-Rookie squad as both a cornerback and return specialist... Included in return totals were two kickoff returns for a TD — a team-record 105-yarder vs. Tampa Bay (9/28) and a 101-yarder in season opener at Green Bay (9/6) — in addition to a 57-yarder at Jacksonville (12/6) and a 61-yard effort at Philadelphia (11/8)... TD at Green Bay in season opener signaled the first Lion score on a kickoff return since Johnnie Morton's 94-yard jaunt at Miami on December 25, 1994... Fair also became the first NFL player since Kansas City's Tamarick Vanover to return a kickoff for a score in his first NFL game... Fair became the first player since the AFL/NFL merger in 1970 to return two kickoffs for TD in his first four pro games... 105-yard effort was the longest KO return in the NFL since St. Louis' Roy Green's 106-yarder for TD vs. Dallas in 1979... Named NFC Special Teams Player of the Week following outing vs. Tampa Bay, and also was named NFC Special Teams Player of the Month for September... KO return total ranks second in Lions' history, trailing only Glyn Milburn's 1,627 yards in 1996... Owns two of the top seven all-time single-game kickoff return totals in team history — 244 yards in season opener at Green Bay (9/6) ranks second, and 175 yards at Jacksonville

• Fair's team-record 105-yard kickoff return for a touchdown on September 28, 1998 was the longest in the NFL since St. Louis' Roy Green returned a kickoff 106 yards for a score in 1979.

• Fair's brother, Brian, was a standout guard on the Connecticut men's basketball team from 1991-95.

(12/6) is seventh on the list... Despite missing two full games, his 1,428 kickoff return yards was the 10th-highest single-season mark in NFL history... Also returned 30 punts for 189 yards (6.3 avg.)... Bruised shoulder early in game vs. Atlanta (12/20) forced him into nickel duty and off return teams for majority of contest... That injury also caused him to miss season finale at Baltimore (12/27)... Inactive at Chicago (10/4) with a bruised knee as well... Career-high seven tackles and first sack of career vs. Chicago (11/15)... Equaled career-high with seven tackles at San Francisco (12/14)... Lions' first round pick in the 1998 NFL Draft (20th overall).

COLLEGE and PERSONAL: All-Southeastern Conference first-team pick by The Associated Press and Football News as a senior in 1997... Played right cornerback in '97, recording 39 tackles (26 solos) with five interceptions, nine pass deflections and a forced fumble... Also returned 19 punts for 272 yards (14.3 avg.) and two kickoffs for 30 yards that year as well... Did not allow an opponent to catch a pass in five contests as a senior... Recorded two interceptions and a forced fumble in a 59-31 win over Kentucky in '97... Set a school record with 157 yards on seven punt returns vs. Auburn in the 1997 SEC championship game... All-American honorable mention and All-SEC first-team pick as a junior in 1996 by The Poor Man's Guide to the NFL Draft... Started 11 games at right cornerback in '96, making 33 tackles (23 solos) and tying for the team lead with four interceptions for 94 yards... Second in the SEC and eighth in the nation with 29 punt returns for 400 yards (13.8 avg.) and two touch-

FAIR'S 1998 DEFENSIVE STATISTICS

1998 Date	Opp.	TACKLES			Asst.	Sacks		Int's No/Yds	Passes Def.	Fumbles Rec./For.	Spec. Teams Tackles
		Total	Solo			No/Yds	No/Yds				
9/6	@ GB	3	1		2	0/0	0/0	0	0/0	0	
9/13	CIN	3	3		0	0/0	0/0	0	0/0	0	
9/20	@ Min	2	2		0	0/0	0/0	1	0/0	0	
9/28	TB	2	1		1	0/0	0/0	0	0/0	0	
10/4	@ Chi	INACTIVE — INJURY									
10/15	GB	5	4		1	0/0	0/0	0	0/0	0	
10/25	MIN	4	2		2	0/0	0/0	2	0/0	0	
11/1	ARIZ	3	2		1	0/0	0/0	0	0/0	0	
11/8	@ Phil	3	1		2	0/0	0/0	1	0/0	0	
11/15	CHI	7	5		2	1/1	0/0	0	0/0	0	
11/22	@ TB	6	3		3	0/0	0/0	1	0/0	0	
11/26	PIT	5	4		1	0/0	0/0	1	0/0	0	
12/6	@ Jax	5	4		1	0/0	0/0	0	0/0	0	
12/14	@ SF	7	6		1	0/0	0/0	0	0/0	0	
12/20	ATL	3	2		1	0/0	0/0	0	0/0	0	
12/27	@ Balt	INACTIVE — INJURY									
1998		58	40		18	1/1	0/0	6	0/0	0	

FAIR'S 1998 SPECIAL TEAMS STATISTICS

1998 Date	Opp.	No.	Yds.	Punt Returns			No.	Yds.	Kickoff Returns		TD
				Avg.	Long	TD			Avg.	Long	
9/6	@ GB	2	23	11.5	23	0	6	244	40.7	101t	1
9/13	CIN	3	34	11.3	19	0	2	55	27.5	30	0
9/20	@ Min	1	1	1.0	1	0	6	123	20.5	28	0
9/28	TB	4	10	2.5	6	0	2	136	68.0	105t	1
10/4	@ Chi	INACTIVE — INJURY									
10/15	GB	0	0	0.0	0	0	3	57	19.0	22	0
10/25	MIN	0	0	0.0	0	0	4	85	21.3	27	0
11/1	ARIZ	5	44	8.8	22	0	3	59	19.7	21	0
11/8	@ Phil	8	43	5.4	10	0	3	98	32.7	61	0
11/15	CHI	2	8	4.0	8	0	2	52	26.0	34	0
11/22	@ TB	1	5	5.0	5	0	4	93	23.3	31	0
11/26	PIT	0	0	0.0	0	0	6	128	21.3	31	0
12/6	@ Jax	2	18	9.0	18	0	5	175	35.0	57	0
12/14	@ SF	1	0	0.0	0	0	4	99	24.8	47	0
12/20	ATL	1	3	3.0	3	0	1	24	24.0	24	0
12/27	@ Balt	INACTIVE — INJURY									
1998		30	189	6.3	23	0	51	1,428	28.0	105t	2

downs in '96 as well... Posted eight tackles and an 86-yard touchdown (punt return) in a 35-20 defeat of UCLa as a junior... Also scored on an 86-yard punt return for a touchdown in a 55-14 trouncing of Arkansas... Posted seven solo tackles and an interception in the 1997 Florida Citrus Bowl (48-28 victory over Northwestern)... Started 11 games at right cornerback as a sophomore in 1995, recording 50 tackles and two INT's... Also had six kickoff returns for 166 yards (27.7 avg.) and five punt returns for 73 yards (14.6 avg.) in '95... Registered career-high 11 tackles vs. Florida... Freshman All-American selection by The Gridiron Report in 1994... Freshman All-SEC team pick by the Knoxville News-Sentinel the same year... Appeared in every game in '94, starting six of the final seven contests at right cornerback... Finished initial college season with 41 tackles (29 solos) and three passes defensed... In his first career start, he made three solo tackles as the Vols downed Washington State 10-9... Had seven tackles in a 45-23 triumph

over Virginia Tech in the 1994 Gator Bowl... Super Prep and Blue Chip Illustrated prep All-American selection in 1993, in addition to All-Arizona, All-Phoenix, All-Conference and All-Valley honors during his career as a defensive back at South Mountain (Phoenix, Ariz.) High... Three-year starter on both sides of the ball... Rushed for 1,475 yards and 28 touchdowns on 172 carries (8.6 avg.) as a prep senior in 1993 — gained over 3,000 yards on the ground during his prep career... Also saw action at flanker and quarterback in his sophomore campaign... Returned a punt 82 yards for a touchdown (state record) in the 1993 Arizona prep championship game... Class 5A All-State pick in basketball, averaging 17 points and six assists per game as a junior in 1992... Also lettered in track, competing in the high jump (6'8")... Brother, Brian, was a standout guard for the University of Connecticut's men's basketball team from 1991-95... Psychology major at Tennessee.



Gus Frerotte

QUARTERBACK

Tulsa 6th Year

Ht: 6-3 Wt: 230

Born: 8/3/71 (FA in '99)

12

FREROTTE'S SINGLE-GAME BESTS

PASS ATTEMPTS:	45 vs. St. Louis 11/30/97
COMPLETIONS:	26 at Denver 9/17/95
COMPLETION PERCENTAGE:	72 vs. Indianapolis 10/27/96
PASSING YARDS:	346 vs. Dallas 12/22/96
PASSING TD'S:	3 (three times; Last vs. Jacksonville 9/28/97)
LONG PASS:	73t vs. Arizona 9/3/95
INTERCEPTIONS:	4 vs. N.Y. Giants 10/29/95

GAMES PLAYED/

STARTED: 1994 (4/4);
1995 (16/11); 1996
(16/16); 1997 (13/13);
1998 (3/2) **TOTAL:**
(52/46)

PRO: Signed with Detroit on March 5, 1999 to serve as team's backup quarterback... Played first five NFL seasons with the Washington Redskins, starting for the majority of three years (1995-97)... Enters 1999 having completed 744-of-1,422 career pass attempts for 9,769 yards and 48 touchdowns...

FREROTTE'S CAREER OFFENSIVE STATISTICS

	PASSING							RUSHING				
	Att.	Comp.	Yds.	Pct.	Long	TD	Int.	No.	Yds.	Avg.	Long	TD
1994 (Wash.)	100	46	600	46.0	51	5	5	4	1	0.3	2	0
1995 (Wash.)	396	199	2,751	50.3	73t	13	13	22	16	0.7	10	1
1996 (Wash.)	470	270	3,453	57.4	52t	12	11	28	16	0.6	17	0
1997 (Wash.)	402	204	2,682	50.7	52	17	12	24	65	2.7	26	2
1998 (Wash.)	54	25	283	46.3	22	1	3	3	20	6.7	20	2
Career	1,422	744	9,769	52.3	73t	48	44	81	118	1.5	26	3

Best statistical season came in 1996 when he set career-highs with 270 completions in 470 attempts for 3,453 yards and was named to 1997 NFC Pro Bowl squad... Started four games as a rookie in 1994 and started 11, 16 and 13 games, respectively, in the following three campaigns... Originally a seventh round pick of the Redskins in the 1994 NFL Draft (197th overall). **1998:** Appeared in three games (two starts) in injury-plagued season... Completed 25-of-54 passes on the year for 283 yards and a TD... Starter in season opener at N.Y. Giants (9/6), but suffered shoulder injury in third quarter which would force him from the game — was eight-of-12 for 93 yards and a touchdown prior to departure... Did not play as active second-stringer in the next four games, but relieved Trent Green during contest at Philadelphia (10/11) — completed seven-of-16 passes for 73 yards in that outing... Started the following week at Minnesota (10/18), but did not play as active second-stringer in season's final nine games. **1997:** Third straight year as Redskins' starter — started first 13 games of the season and missed the final three contests after suffering broken hip vs. St. Louis (11/30)... Finished the season on Injured Reserve... Ended the '97 season having completed 270-of-470 attempts for 3,453 yards and 12 touchdowns (79.3 passer rating)... Was particularly effective on third-down, as Redskins finished fourth in the NFL, converting 42.3 percent on third-down (Frerotte had an 86.1 rating on third-down, good for fourth in the NFC)... Completed 19-of-36

passes for 265 yards and a TD vs. Arizona (9/14), with his 40-yard scoring toss to Michael Westbrook clinching a Redskins' win in the first-ever game played at Jack Kent Cooke Stadium... Strong outing the following week at Jacksonville (9/21) by completing 16-of-24 for 244 yards and three touchdowns to help give the Jaguars their first loss of the '97 season... Helped break two-game Washington losing skid by completing 14-of-20 passes for 192 yards and two touchdowns in win at Chicago (11/2)... In matchup vs. St. Louis (11/30), he played the entire fourth quarter with a fractured hip, which included the game-tying drive with less than two minutes remaining. **1996:** Started all 16 games at quarterback for Washington and set career-highs in almost every statistical category: passing yards (3,453), pass attempts (470), pass completions (270), completion percentage (57.3), and quarterback rating (79.3)... Named to 1997 NFC Pro Bowl squad... Missed only one offensive play during the '96 campaign, sitting out while catching his breath vs. San Francisco (11/24)... Had the second-lowest interception rate in the NFL (2.3 percent)... His 3,453 passing yards ranked seventh all-time in Redskins' history and his 270 completions ranked eighth in team annals... Passer rating jumped 9.1 points in '96, ranking third in the NFL behind Drew Bledsoe and Kerry Collins... Enjoyed solid outing vs. N.Y. Jets (9/29) by completing 15-of-22 passes for 257 yards and a season-long 52-yard TD toss... Outstanding game at New England

(10/13), completing 18-of-33 attempts for 280 yards and two touchdowns... Set a career-high with 346 passing yards in season finale vs. Dallas (12/22) on 21-of-32 passing. **1995:** Enjoyed breakthrough year by starting 11 games... Completed 199-of-396 passes for 2,751 yards and 13 touchdowns... Came off the bench in the season opener vs. Arizona (9/3) and led Redskins to a win over the Cardinals on nine-of-15 passing for 157 yards and two touchdowns, including career-long 73-yard TD bomb... Started the next 10 games for Washington in place of the injured Heath Shuler... Led the NFL in passing yards in October (1,276)... Closed out that month with a then-career-high 345 passing yards vs. N.Y. Giants (10/29)... Backed up Shuler in Games 12-15, but was the Redskins' starter for the season finale vs. Carolina (12/24) after Shuler had broken his finger the previous week at St. Louis (12/17). **1994:** Began rookie season third on depth chart behind veteran John Friesz and fellow rookie Heath Shuler, but had been thrust into starting role by late-October... Started four games in '94, completing 46-of-100 passes for 600 yards and five touchdowns... Served as third-stringer for first seven games of the season, but made first start at Indianapolis (10/23)... Named NFC Offensive Player of the Week for his performance, passing for 226 yards and two touchdowns with 17 completions in 32 attempts in 41-27 Washington win (snapped five-game losing streak)... Became only the fourth NFL rookie quarterback to win that award, joining Cleveland's Bernie Kosar (1985), Detroit's Rodney Peete (1989) and Seattle's Rick Mirer (1993)... 17 completions and 226 yards passing were the most ever by a Redskins' rookie quarterback in his first game... The following week vs. Philadelphia (10/30), he became the first Redskins' rookie QB to throw three touchdowns in a game since Al Dorow threw four in 1954.

• Frerotte won NFC Offensive Player of the Week honors following his first career start on October 23, 1994 in Indianapolis.

COLLEGE and PERSONAL: Finished collegiate career as Tulsa's second all-time leading passer behind T.J. Rubley... He and Rubley played together in 1991-92... Overall in career, passed for 5,480 yards and 32 touchdowns with 432 attempts in 860 attempts... As a senior in 1993, he completed 214-of-383 attempts for 2,871 yards and 21 touchdowns... Yardage total that year was the highest by a Tulsa quarterback in 28 years... Huge game vs. East Carolina in '93 completing 26-of-40 passes for 358 yards and six touchdowns... Passed for more than 300 yards six times during his senior campaign and more than 200 yards on nine occasions... Backup to Rubley in 1991-92... Served as the school's punter as a sophomore in '91, averaging 35.5 yards per punt... Started eight games as a red-shirt freshman in 1989 after Rubley suffered a season-

ending injury in the third game of the season... Made his first collegiate start at Oklahoma in front of 70,325 fans... Redshirted in 1989... As a prep junior in 1987 at Ford City (Pa.) High School, led his team to the district final for the first time in school history... Pitched and played third base for Ford City's state championship baseball team as a sophomore in

1986... Earned four letters in baseball in high school, as well as three each in basketball and football... Spent his last college semester as a corporate fitness consultant for the Pittsburgh Pirates... Cousin, Mitch, played guard for the Buffalo Bills in 1987, 1990-92 and was on Injured Reserve with the Seattle Seahawks in 1993-94... Annually hosts the Gus Frerotte Celebrity Golf Tournament in Reston, Virginia to benefit the American Heart Association... Among top golf accolades is a hole-in-one at a course in Coeur D'Alene, Idaho in 1997... He and his wife, Ann, have two sons — Gunnar and Gabriel (born April 1, 1999) — and one daughter, Abigail (4).



Jason Hanson

KICKER

Washington State 8th Year

Ht: 5-11 Wt: 182

Born: 6/17/70 (D-2b in '92)

4

HANSON'S SINGLE-GAME BESTS

FG ATTEMPTS:	6 vs. Phoenix 9/26/93
FIELD GOALS:	4 (eight times; Last vs. Pittsburgh, 11/26/98)
EXTRA POINTS:	7 vs. Chicago 11/27/97
POINTS SCORED:	14 (five times; Last vs. Green Bay 9/28/97)
LONG FIELD GOAL:	56 vs. Cleveland 10/9/95

HANSON'S KICKING STATISTICS

1998 Date	Opp.	FIELD GOAL ACCURACY									
		1-9	20-29	30-39	40-49	50+	Total	Pct.	Long	PAT's	Points
9/6	@ GB	0-0	0-0	0-0	2-2	0-0	2-2	1.000	47	1-1	7
9/13	CIN	0-0	0-0	0-0	0-0	0-0	0-0	-	-	4-4	4
9/20	@ Min	0-0	0-0	1-1	1-1	0-0	2-2	1.000	49	0-0	6
9/28	TB	0-0	2-2	0-0	0-0	0-0	2-2	1.000	27	3-3	9
10/4	@ Chi	0-0	1-1	0-0	1-1	0-1	2-3	.667	43	3-3	9
10/15	GB	0-0	1-1	1-1	0-0	0-0	2-2	1.000	36	3-3	9
10/25	MIN	0-0	0-0	0-0	2-2	0-0	2-2	1.000	48	1-1	7
11/1	ARIZ	0-0	1-1	0-0	2-2	0-0	3-3	1.000	47	0-0	9
11/8	@ Phil	0-0	0-0	1-1	2-2	0-1	3-4	.750	48	0-0	9
11/15	CHI	0-0	2-2	0-0	0-0	0-0	2-2	1.000	25	2-3	8
11/22	@ TB	0-0	0-0	0-0	0-0	0-0	0-0	-	-	4-4	4
11/26	PIT	0-0	0-0	1-1	2-3	1-1	4-5	.800	51	1-1	13
12/6	@ Jax	0-0	1-1	1-1	1-2	0-0	3-4	.750	45	1-1	10
12/14	@ SF	0-0	0-0	0-0	0-0	0-0	0-0	-	-	1-2	1
12/20	ATL	0-0	0-0	1-1	0-0	0-0	1-1	1.000	30	2-2	5
12/27	@ Balt	0-0	0-0	1-1	0-0	0-0	1-1	1.000	39	1-1	4
1998		0-0	8-8	7-7	13-15	1-3	29-33	.879	51	27-29	114
1992		0-0	5-5	10-10	4-6	2-5	21-26	.808	52	30-30	93
1993		1-1	8-8	15-15	7-12	3-7	34-43	.790	53	28-28	130
1994		0-0	6-7	7-7	5-8	0-5	18-27	.667	49	39-40	93
1995		2-2	4-4	16-17	5-10	1-1	28-34	.824	56	48-48	132
1996		0-0	4-4	4-5	3-5	1-3	12-17	.706	51	36-36	72
1997		0-0	10-10	8-9	5-5	3-5	26-29	.897	55	39-40	117
Career		3-3	45-46	67-70	42-61	11-29	168-209	.804	56	247-251	751

**GAMES PLAYED/
STARTED:** 1992 (16/0);
1993 (16/0) [1/0]; 1994
(16/0) [1/0]; 1995 (16/0)
[1/0]; 1996 (16/0); 1997
(16/0) [1/0]; 1998 (16/0)
TOTAL: (112/0) [4/0]

PRO: Recognized as one of the top kickers in the NFL.... Combines a strong leg with pinpoint accuracy... Ranks second on franchise's all-time scoring (751 points), field goals made (168) and converted PAT's (247) lists... Also owns the two longest field goals ever made by a Detroit Lion (55 and 56-yards), and team's longest streak of consecutive field goals made (24 in 1997)... Voted to first career Pro Bowl following 1997 campaign... Broke his own Lions' single-season scoring record (previously 130 points in 1993) with 132 points in 1995... 1998 marked his fourth season over 100 points — also in 1993, 95, 97... Has connected on 157-of-180 (.872) field goal attempts inside the 50-yard line, the highest percentage in NFL history... A remarkable 115-of-119 (.966) from inside the 40-yard line for his career... Enters 1999 having connected on 62 of his last 68 field goal attempts (.912) inside 50 yards, dating back to the beginning of the 1996 campaign... Team is 32-18 (.640) in his career when he kicks two-or-more field goals in a game, and was 26-8 (.765) from 1993-97... Lions are 19-6 (.760) during his career when he makes three-or-more field goals in a game, and 8-0 when he converts four field goals in a contest... Has only missed four extra points in his career (247-of-251) and has been perfect in PAT tries on four different occasions (1992-93, 1995-96)... Only Lion ever to kick two field goals of 50 yards-or-more in the same game (52 and 55-yards vs. Indianapolis

11/23/97)... Since his arrival into the NFL in 1992, only five kickers have scored more than his 751 points... Drafted by the Lions in the second round of the 1992 NFL Draft (56th overall). 1998: Team scoring leader for seventh consecutive season with 114 points... Another all-around banner year, connecting on 29-of-33 field goals and being named as an alternate to the 1999 NFC Pro Bowl squad... Named by Sporting News as the NFL's top kicker at the season's midway point... Made two-or-more field goals in 11 contests, including eight consecutive games (Games 3-10)... Prior to missing two field goals (47 and 43 yards) in Games 12-13, his only misses on the season were a 58-yard attempt in the last minute of play at Philadelphia (11/8) and a 53-yarder in swirling wind at Chicago (10/4)... A 43-yard miss vs. Pittsburgh

(11/26) was his first miss from the 40-49-yard range since the regular season finale in 1996 (16 in a row) and also broke a string of 23 consecutive field goals made from inside 50 yards... Eighth career four-field goal outing vs. Pittsburgh (11/26) — Lions are 8-0 during his career in those contests... Game vs. Pittsburgh (11/26) also saw him drill a season-long 51-yarder and resulted in the fifth overtime game-winning kick of his career (first since 1994)... Also had three additional games of three field goals in '98 — vs. Arizona (11/1), at Philadelphia (11/8) and at Jacksonville (12/6). 1997: Enjoyed outstanding season, capped by first career Pro Bowl appearance... Team scoring leader for sixth consecutive season with 117 points... Converted a franchise record 24 straight field goal attempts en route to making 26-of-29 tries on the season (career-high .897)... Voted by teammates as the squad's Special Teams MVP for the second time (1993)... Hit the upright on his first field goal try of the year vs. Tampa Bay (9/7) from 52 yards out and didn't miss until a 50-yard attempt at Minnesota (12/14)... Became the first Lion to kick two field goals of 50 yards-or-longer in the same game with efforts of 52 and 55 yards vs. Indianapolis (11/23)... Was the first kicker in the league to accomplish that feat since Carolina's John Kasay did so September 8, 1996... Recorded the sixth and seventh fourth field goal outings of his career — at Chicago (9/14) and vs. Green Bay (9/28)... Converted a career-high seven PAT's in Lions' Thanksgiving Day win over Chicago (11/27)... Had his streak of consecutive PAT's broken at 126 at Miami (12/7). 1996: Again led team in scoring with career-low 72 points... Low scoring output was more an indictment of team's relatively low amount of field goal attempts (career-low 17), rather than fall in Hanson's kicking efficiency... Perfect 36-of-36 in PAT tries (fourth perfect PAT season of career)... Had streak of eight consecutive field goals snapped vs. Tampa Bay (9/8) as a 53-yard attempt sailed wide right... Booted season-long 51-yarder at Philadelphia (9/15) — the seventh of 50-or-more yards in his career... Attempted only four field goals in eight-game stretch in middle of the year, making three of them — 43-yard effort vs. Seattle (11/17) with 4:43 remaining proved to be the game-winner... Season high three field goals vs. Minnesota (12/8). 1995: Enjoyed outstanding year, as he was named as the alternate on the 1996 NFC Pro Bowl squad... Was NFC's top scorer among kickers with team-record 132 points (tied for second in the NFL)... Was a perfect 48-48 on PAT's (career-high and third perfect PAT year of career)... Drilled 28-of-34 field goals (.824) on the year... 48 PAT's on the year broke Eddie Murray's club record of 46 set in 1981... Named NFC Special Teams Player of the Week for his 4-of-4 field goal effort (plus four touchbacks on kickoffs) in Detroit's win over San Francisco (9/25)... Only effort vs. Cleveland (10/8) was record-breaking 56-yarder, in addition to making all five PAT's... Made field

• Since arriving in the NFL in 1992, Hanson has scored 751 points (second on the all-time Lions' list). Only five players league-wide have scored more points than Hanson during that span.

• Hanson set a franchise record in 1997 by connecting on 24 consecutive field goals.

goal attempts of 42, 20 and 39 (and all three PAT's) at Washington (10/22)... Connected on three-of-four attempts vs. Minnesota (11/23), making 32, 39 and 40-yarders, and also was good on all five PAT's giving him a career-high tying 14 points for the contest... Tied career-high with 14 points vs. Jacksonville (12/17) as he was perfect on all field goal attempts (38, 39 and 33 yards) and five-of-five PAT's... Was good on all three field goal attempts (33, 39 and 45 yards) and connected on all four PAT's at Tampa Bay (12/23). 1994: By his standards, had a disappointing season, but did set an NFL record with three game-winning kicks in overtime... Converted 18-of-27 field goals (.667)... Booted a 37-yarder in overtime to win the season-opener vs. Atlanta (9/4), despite a severe-

ly bruised shin on his kicking leg (injured making game-saving tackle on kickoff after Lions' tying TD)... Kicked his second game-winning field goal of the season, a 44-yarder in overtime at Dallas (9/19)... Kicked his third game-winning field goal of the season, a 24-yarder in overtime, at N.Y. Giants (10/30)... Executed a flawless inside kick that was recovered by Herman Moore at Green Bay (11/4)... Played instrumental role in victory at N.Y. Jets (12/10) — was successful on four-of-four field goal attempts (37, 49, 48 and 23 yards) in rainy and windy conditions at the Meadowlands, the fourth four-field goal game in his career.

1993: Led the NFC in scoring with then-team-record 130 points, (second in the NFL)... His 34 field goals also set a Lions' record and fell one short of the NFL record for most field goals in a season... Connected on three-or-more field goals eight times, with the Lions winning all eight contests... Named All-Pro by the Sporting News... Was the NFC Special Teams Player-of-the-Month for October and December... Lions' Special Teams MVP... Named the first-ever NFC Special Teams Player-of-the-Week (Week 1)... 46-of-78 kickoffs were touchbacks... Converted all three field goal attempts, all three PAT's and booted all seven kickoffs for touchbacks, including one that went through the uprights, in season opener vs. Atlanta (9/5)... Kicked the game-winning field goal (38 yards), in overtime at New England (9/12) — made four-of-five field goals in the game, with his only miss coming from 52 yards... Made four-of-six field goals and both PAT's vs. Phoenix (9/26)... Converted all three field goals and all three PAT's vs. Seattle (10/17), with all seven kickoffs resulting in touchbacks, including one that went through the uprights and one that hit the cross bar... Kicked the game-winning field goal (18 yards) with four seconds remaining in game at L.A. Rams (10/24) — game-winner was one of three field goals on the day... Kicked a then-career-long 53-yard field goal vs. Green Bay (1/2), making three-of-four field goal attempts in the game, with his only miss coming from 56 yards. 1992: Had outstanding rookie year, leading club in scoring with 93 points... Was named Offensive Rookie of the Year by Pro Football Weekly...

Selected to the All-Rookie team by Pro Football Weekly, P.F.W.A., Football News and College and Pro Football Newsweekly... Did not miss an extra point (30-of-30)... The average attempt of his five missed field goals (21-of-26) on the year was 51.4 yards... Made 18 of his last 19 field goal attempts... Put together a string of 12 straight makes over a ten-game stretch (9/27-12/13)... Field goal percentage of .808 was the third-best in the NFC... Was the only kicker in the NFL not to miss a kick under 45 yards... In his pro debut, made his only field goal attempt, from 38 yards, and all three PAT's at Chicago (9/6)... First four-field-goal-outing of career at Cincinnati (11/22)... Had his streak of 12 consecutive field goals broken when a 57-yard attempt was blocked vs. Cleveland (12/13).

COLLEGE and PERSONAL: Considered one of the finest kicking specialists in the history of college football... Made 57.1% of his field goal tries (20-of-35) from 50 yards-or-longer, setting Washington State and Pac 10 Conference records... His 20 field goals from 50 yards-or-longer set an NCAA mark, topping the previous career mark of 16 by Tony Franklin of Texas A & M... His 39 collegiate field goals of 40 yards-or-longer surpassed Russell Erxleben of Texas' NCAA career record of 32... Holds the school record with 328 points, topping the old mark of 248 points by Steve Broussard (1986-89)... Kicked at least two field goals in a game 20 times, surpassing Kevin Butler of Georgia (17, 1981-84)... Holds WSU's all-time records with 63 field goals and 139 conversions... All-American third-team selection by the *Poor Man's Guide* to the NFL Draft and Football News as

a senior in 1991... All-Pac 10 first-team choice as a punter and second-team pick as a kicker his senior year... Led the team with 58 points his senior year and led the conference with 55 punts for 2,245 yards (40.8 avg.)... Kicked a 62-yard field goal that year, the longest field goal without a tee in NCAA history... GTE/CoSIDA Academic All-American pick... Set a conference record by making seven-of-nine field goals from 50 yards-or-longer in 1991 as well, one shy of the NCAA season mark... All-American choice as a punter by ESPN his junior year... Was a unanimous All-American first-team pick as a sophomore in 1989... Lettered twice in football, three times in soccer and once in basketball at Mead (Spokane, Wash.) High... All-Greater Spokane League grid pick as a kicker and punter... Named All-State first-team by the Washington Sportswriters Association... Received a Bachelor of Science degree in Pre-Med from Washington State, possessing a 3.8 grade point average... Washington State University Presidential Scholar recipient... Brother, Travis, handled place-kicking duties for the Washington Huskies (1990-93)... Helped establish Providence Youth Outreach, a Pontiac, Mich., organization which helps at-risk youth from ages 12-22... Through his "Points For Providence" program, he donates \$200 for every field goal he kicks... Also assists with soliciting corporate contributions for Providence Youth Outreach... Active speaker before youth and Christian groups in Michigan and Washington... Born Jason Douglas Hanson in Spokane, Wash.... He and his wife, Kathleen, were married in 1992 and have a son, Ryan, who was born in February 1996, and a daughter, Jessica (born June 1, 1999).

POINTS SCORED IN THE NFL SINCE 1992

Player	Points
1. Gary Anderson	840
2. Morten Anderson	796
3. Steve Christie	794
4. Al Del Greco	790
5. Pete Stoyanovich	771
6. JASON HANSON	751

HANSON'S CAREER FOUR-FIELD GOAL OUTINGS

Date	Opponent	Score
11/22/92	at Cincinnati	W, 19-13
9/12/93	at New England	W, 19-16 (OT)
9/26/93	ARIZONA	W, 26-20
12/10/94	at New York Jets	W, 18-7
9/25/95	SAN FRANCISCO	W, 27-24
9/14/97	at Chicago	W, 32-7
9/28/97	GREEN BAY	W, 26-15
11/26/98	PITTSBURGH	W, 19-16 (OT)



Jeff Hartings

GUARD

Penn State 4th Year

Ht: 6-3 Wt: 295

Born: 9/7/72 (D-1b in 1996)

64

GAMES PLAYED/

STARTED: 1996 (11/10); 1997 (16/16) [1/1]; 1998 (13/13)

TOTAL: (40/39) [1/1]

PRO: Locked in as a cornerstone of Lions' offensive line for years to come... A fixture at the team's starting right guard spot almost immediately since reporting to team in October of his rookie year after a lengthy contract holdout... Strong drive-blocker with thick legs and fine upper body strength... Heading into his fourth NFL campaign is beginning to receive league-wide acclaim as one of the game's top young interior linemen ... Second of two Lions' first round picks in 1996 NFL Draft (23rd overall). **1998:** Started all 13 games in which he appeared, missing three outings in mid-season with a sprained knee... Voted by teammates as the 1998 Erik Andolsek Most Valuable Offensive Lineman... Played at near-Pro Bowl level down the stretch of the year once he fully regained strength and endurance following the injury... Returned to lineup for last seven outings of '98 after missing Games 7-9 with knee injury suffered vs. Green Bay (10/15)... Named second-team All-NFL at midway point of '98 by the Sporting News and as an alternate on the 1999 NFC Pro Bowl squad. **1997:** Played extremely well in first full year in the NFL... Starter at right guard for the Lions in every game during '97 campaign, and consistently graded out very well... Part of line that contributed to Barry Sanders becoming only the third player in NFL history to rush for more than 2,000 yards in a single season... Named by Pro Football Weekly as someone who is likely to ascend to Pro Bowl level of play within the next couple of years. **1996:** Shook off effects of an initial contract holdout to enjoy impressive rookie campaign, becoming starting right guard less than two weeks after reporting to team... Made remarkable transition learning offensive system (despite missing all of training camp) starting the season's final 10 games after seeing first pro action vs. Atlanta (10/6) only nine days after signing his contract... Was named to NFL All-Rookie team by both USA Today and

College and Pro Football Newsweekly... Played very well in first pro start at Oakland (10/13), squaring off against one of the league's toughest interior tackle combinations in Russell Maryland, Chester McGlockton and Jerry Ball.

COLLEGE and PERSONAL: Became only the tenth player in school history (1994-95) to earn first-team All-American honors in consecutive years... Joined wide receiver Bobby Ingram as the first two Nittany Lions to earn All-Big Ten honors three times... 1995 All-American first-team choice by The Poor Man's Guide to the NFL Draft, Walter Camp Foundation, United Press International and the American Football Coaches Association... Semi-finalist for the Lombardi Award in '95... GTE/CoSIDA Academic All-District, National Football Foundation and Hall of Fame Scholar-Athlete, Hitachi/College Football Association Scholar-Athlete Team and Academic All-Big Ten selection... Did not

- Hartings is from the same hometown (St. Henry, Ohio) as former Pro Bowl tackle, Jim Lachey, and NFL quarterback, Bobby Hoying.
- After missing all of training camp, pre-season and the regular season's first five games, Hartings entered the Lions' starting lineup only 16 days after signing his first pro contract on September 29, 1996.

allow a sack his senior year as he posted 102 knockdowns... As a junior in 1994, was first-team All-American choice by the Associated Press and Walter Camp, adding second-team honors by Football News, United Press International, and The Sporting News... Also earned All-Big Ten and academic All-Conference accolades... Helped pave the way for an offense that led the nation with an average of 520.2 yards in total offense and 47.8 points per game in 1994...

All-Big Ten first-team choice by the coaches as a sophomore in 1993... Earned a degree in Marketing from Penn State... Two-time All-Conference selection, adding All-Ohio honors as a senior at St. Henry (Ohio) High... Two-way lineman, leading the team to the state title in his final year... Recorded 200 tackles with 23 sacks during his prep career and participated in the Ohio North-South All-Star Game... Also lettered in track, performing in the shot put and discus... One of ten children (four brothers, five sisters)... Brother, Scott, played football at Ohio Northern, and another brother, Joe, attended Penn State on a football scholarship... He and wife, Rebecca, have a daughter, Sierra, born October 29, 1997.



John Jett

PUNTER

East Carolina 7th Year

Ht: 6-0 Wt: 197

Born: 11/11/68 (UFA in '97-Dal.)

19

GAMES PLAYED/

STARTED: 1993 (16/0)
[3/0]; 1994 (16/0) [2/0];
1995 (16/0) [3/0]; 1996
(16/0) [2/0]; 1997 (16/0)
[1/0]; 1998 (14/0)

TOTAL: (94/0) [11/0]

PRO: Signed with the Lions as an unrestricted free agent March 12, 1997... Played his first four NFL seasons in Dallas and served as Detroit's punter in 1997-98... Has established himself as one of the most consistent punters in the league... Also serves as Lions' holder on field goals and PAT's, a role he performed in Dallas as well... A key special teams performer on Cowboys' teams that won two Super Bowls... In his first two seasons in the league, he led the NFL in percentage of punts downed inside opponents' 20-yard line - 39.3% (22-of-56) in 1993 and 37.1% (26-of-70) in 1994... Began career by punting 255 times in the regular season without having a punt blocked... In his career, he has dropped 129 punts inside the 20-yard-line while allowing only 32 touchbacks... Signed by the Cowboys as a free agent in 1993... Was signed initially by Minnesota as an undrafted rookie free agent in 1992, but was released by the Vikings during training camp. 1998: Second straight solid year in Detroit, punting 66 times for 2,892 yards with 17 kicks downed inside the 20-yard line... Averaged a career-high 43.8 yards per punt, which bettered his previous seasonal best by 1.2 yards (1996-97)... Missed the first two games of his career — at Chicago (10/4) and vs. Green Bay (10/15) — due to shoulder and rib injuries incurred vs. Tampa Bay (9/28)... Tied career-high with eight punts vs. Minnesota (10/25)... Punted extremely well in blustery conditions at Philadelphia (11/8), tying a career-high with eight

JETT'S SINGLE-GAME BESTS

PUNTS:	8 (seven times; Last at Philadelphia 11/8/98)
AVERAGE:	55.0 vs. Chicago 11/15/98
LONG PUNT:	60 (three times; Last vs. Chicago 11/15/98)
INSIDE 20:	4 at Atlanta 11/21/93; at Green Bay 11/2/97
NET AVERAGE:	49.2 at Atlanta 11/21/93

JETT'S PUNTING STATISTICS

1998 Date	Opp.	Punts	Yards	Average	TB	In 20	Long	Blocked
9/6	@ GB	3	142	47.3	2	1	51	0
9/13	CIN	7	326	46.6	0	1	56	0
9/120	@ Min	4	172	43.0	0	1	53	0
9/28	TB	3	109	36.3	0	1	44	0
10/4	@ Chi	INACTIVE — INJURY						
10/15	GB	INACTIVE — INJURY						
10/25	MIN	8	360	45.0	1	2	56	0
11/1	ARIZ	3	130	43.3	1	1	54	0
11/8	@ Phil	8	376	47.0	0	3	50	0
11/15	CHI	2	110	55.0	1	1	60	0
11/22	@ TB	6	258	43.0	0	2	54	0
11/26	PIT	4	177	44.3	0	1	53	0
12/6	@ Jax	3	118	39.3	0	1	52	0
12/14	@ SF	4	136	34.0	1	0	48	0
12/20	ATL	5	204	40.8	0	1	48	0
12/27	@ Balt	6	274	45.7	0	1	53	0
1998		66	2,892	43.8	6	17	60	0
1993 (Dal.)		56	2,342	41.8	3	22	59	0
1994 (Dal.)		70	2,935	41.9	4	26	58	0
1995 (Dal.)		53	2,166	40.9	6	17	58	0
1996 (Dal.)		74	3,150	42.6	9	22	60	0
1997 (Det.)		84	3,576	42.6	4	25	60	2
Career		403	17,061	42.3	32	129	60	2

punts for 376 yards (47.0 avg.), including season-high three kicks downed inside the 20-yard line... Tied career-long with 60-yard punt vs. Chicago (11/15). 1997: Punted a career-high 84 times and tied his '96 career-mark by averaging 42.6 yards per kick... Punted particularly well in the first three-quarters of the season... Dropped 25 kicks inside opponents' 20-yard-line (only four touchbacks) and had seven punts downed inside the 10-yard-line... First touchback of the year didn't come until the sixth game of the season at Buffalo (10/5)... Until '97, he had punted eight times in a game only once in his career, but he reached that number four times during the year — vs. Atlanta (8/31), at Green Bay (11/2), at Washington (11/9) and vs. N.Y. Jets (12/21)... Tied the longest punt of his career with a 60-yard boomer at Chicago (9/14)... Tied career-high by dropping four punts inside the 20-yard-line in game at Green

Bay... Had an outstanding game vs. Minnesota (11/16), punting four times (all fair catches) with three downed inside the 20-yard-line... All three of his punts were downed inside the 20-yard-line on Thanksgiving Day vs. Chicago (11/27), including one effort to the one-yard-line... Averaged season-high 50.5 yards in four kicks vs. Green Bay (9/28). **1996:** Averaged a then-career-high 42.6 yards per punt... Punted a then-career-high 74 times... His 36.8-yard net punting average was fourth in the NFC, and tied for ninth in the NFL... Forced Amani Toomer to fair catch all five of his punts vs. N.Y. Giants (9/8), pinning the Giants inside their 20-yard line on three occasions... The following week vs. Indianapolis (9/15), all three of his punts were fair caught... Punted seven times for a 46.7-yard average, both season highs, at San Francisco (11/10), booting a career-long 60-yarder against the 49ers... Set a season-high with a 41.5 net average on four punts vs. Green Bay (11/18)... Of his six punts at Arizona (12/8), three went over 50 yards (52, 53 and 55) and three were downed inside the 20. **1995:** Tied for second in the NFL with fewest number of punts returned (22) as he earned his second Super Bowl ring in three seasons... Averaged 49.7 yards and boomed a season-long 58 yarder at Washington (10/1)... Earned NFC Special Teams Player of the Week for his performance vs. Green Bay (10/8), averaging a career-high 51.5 yards on four punts against the Packers... Had one of his best games of the season at San Diego (10/15), placing three of his five punts inside the 20 and nailing a 57-yarder... Had a punt blocked for the first time in his career in the NFC Championship Game win vs. Green Bay (1/14/96)... His 45.8-yard average is the third-highest in Cowboys' playoff history... Punted five times for a 38.2-yard average in victory over Pittsburgh in Super Bowl XXX. **1994:** Led the league in percentage of punts downed inside the 20 (37.1%) for the second straight year... Had a pair of 58-yarders in consecutive games vs. Detroit (9/19) and at Washington (10/2), his longest punts of the season... Punted a then-career-high eight times vs.

• Jett is the only member of the Lions to own more than one Super Bowl ring. He punted for the Dallas Cowboys in Super Bowls XXVIII and XXX.

Washington (11/20), dropping three inside the 20... Had his best game of the season at Philadelphia (12/4), receiving a game ball for his role in NFC East clinching victory over the Eagles, averaging 49.2 yards on five punts and helping make a tackle on return man Jeff Snyder after a 49-yard return late in the game. **1993:** Won Cowboys' punting job in training camp after signing as a free agent... Finished the year third in the NFC with a 37.7 net punting average in helping Cowboys repeat as Super Bowl champions... His 37.9 net average was the highest for a Cowboy since 1964... 22 of his 56 punts were downed inside the 20 for a league-best 39.3%... His performance contributed to the Cowboys ranking second in the NFL with an opponent's punt return average of 5.3 yards... Averaged over 50 yards per punt three times - 53.0 vs. Green Bay (10/3), 50.3 vs. N.Y. Giants (11/7) and 51.0 vs. Washington (12/26)... Turned in his best performance at Atlanta (11/21), punted six times for a 49.5 average, and dropped four of his punts inside the 20-yard-line.

COLLEGE and PERSONAL: Set East Carolina career record with 40.1-yard average in his four seasons... Posted two of the three best single-season averages in school

history... Earned honorable mention All-America honors as a senior in 1991, averaging a school record 42.2 yards per punt... As a junior in 1990, he punted a school record 71 times, with 25 downed inside the 20-yard-line... Earned spot on team originally as a walk-on... Starred in football and baseball at Northumberland High School in Heathsville, Va... Earned first-team All-State honors as an outfielder and pitcher... While playing for Dallas, he supported the Children's Cancer Fund... He participated in an annual Dallas fashion show and donated \$100 for every one of his punts inside the 20 while with the Cowboys... Also served as a celebrity chef to help support the North Texas Food Bank... Enjoys hunting, fishing and golf in his free time... He and his wife, Jacqueline, have a son, Jack (11/16/96).



Andre Johnson

TACKLE

Penn State 3rd Year

Ht: 6-5 Wt: 314

Born: 8/25/73 (FA in '97)

70

GAMES PLAYED/

STARTED: 1996 (0/0); 1997 (0/0) [1/0]; 1998 (3/0)

TOTAL: (3/0) [1/0]

PRO: Signed by Lions on October 7, 1997 after being waived by Miami Dolphins and played with the Lions for the remainder of the '97 campaign and the entire 1998 season... Originally a first round selection by the

Washington Redskins in the 1996 NFL Draft (30th overall)...

Released by Redskins in August 1997 and subsequently signed by Miami. 1998: First full year in Detroit saw him serve in backup tackle role... Saw only regular season game-action of career (special teams) in Games 7-9...

Was inactive for initial six games in 1998 and the last seven outings as well... During above three-game span, he also saw some practice time at guard, with Jeff Hartings out with an injured knee. 1997: Inactive for last 10

games of the season after being signed by Detroit... Saw first game-action of career (special teams) for Lions in Wild Card playoff contest at Tampa Bay (12/28). 1996: Spent rookie campaign on Redskins' roster, but did not appear in a game.

• Johnson and current teammate, Jeff Hartings, were both starting linemen for Penn State's 1994 national championship team, as was Green Bay Packers' G Marco Rivera.

• Johnson and his wife, Laura, have a four-year-old daughter, Cheyenne.

COLLEGE and PERSONAL: Second-team All-Big Ten pick at Penn State as a senior in 1995... Posted 97 knock-downs in '95, and helped lead Nittany Lions' ground game average 208.4 yards rushing per contest... Started every game as a junior in 1994, and was part of unit that led the nation in offense (520.2 yards per game) and

scoring (47.8 points per game)...

Became starter at tackle late in his sophomore year after playing the first nine contests in a reserve role... Reserve defensive lineman as a redshirt freshman in 1992, appearing in four games...

Redshirted upon arriving at Penn State in 1991... All-America prep performer at Southampton (NY) High School and a recipient of the 1990 Gatorade Circle of Champions New York Player of the Year Award... High school football coach was Vincent Mangano... Captain of both football and basketball squads as a prep senior... All-Long Island and

All-Conference pick in basketball as a senior in 1990... Earned his degree in rehabilitation services education... He and his wife, Laura, have a four-year-old daughter, Cheyenne... Resides in Sterling, Virginia in the off-season.



James Jones

DEFENSIVE TACKLE

Northern Iowa 9th Year

Ht: 6-2 Wt: 295

Born: 2/6/69 (UFA in '99 - Balt.)

98

JONES' SINGLE-GAME BESTS

TACKLES: 10 at Carolina 12/15/96; at Cincinnati 12/21/97
 SACKS: 2 vs. Philadelphia 11/16/97; at Pittsburgh 10/18/98
 INTERCEPTIONS: at Indianapolis 12/1/91
 INTERCEPTION RETURN: 20t at Indianapolis 12/1/91

JONES' DEFENSIVE STATISTICS

1998 Date	Opp.	TACKLES			Sacks No/Yds	Int's No/Yds	Passes Def.	Fumbles Rec./For.	Spec. Teams Tackles
		Total	Solo	Asst.					
9/6	PIT	3	1	2	0/0	0/0	0	0/0	0
9/13	@ NYJ	4	3	1	0/0	0/0	0	0/0	0
9/20	@ Jax	3	2	1	1/10	0/0	0	0/0	0
9/27	CIN	4	2	2	1/8	0/0	0	0/0	0
10/11	TENN	7	6	1	0/0	0/0	0	0/1	0
10/18	@ Pit	6	3	3	2/8	0/0	0	1/0	0
10/25	@ GB	7	3	4	5/4	0/0	0	0/0	0
11/1	JAX	4	4	0	0/0	0/0	0	0/0	0
11/8	OAK	3	1	2	0/0	0/0	0	0/0	0
11/15	@ SD	8	4	4	0/0	0/0	0	0/0	0
11/22	@ Cin	5	3	2	1/11	0/0	0	0/0	0
11/29	INDY	3	1	2	0/0	0/0	0	0/0	0
12/6	@ Tenn	8	5	3	0/0	0/0	0	0/0	0
12/13	MIN	5	2	3	0/0	0/0	1	0/0	0
12/20	@ Chi	2	0	2	0/0	0/0	0	0/0	0
12/27	DET	5	3	2	0/0	0/0	0	0/0	0
1998 (Balt.)		75	43	32	5.5/41	0/0	1	1/1	0
1991 (Cleve.)		51	34	17	1/8	1/20t	1	3/0	0
1992 (Cleve.)		45	31	14	4/46	0/0	0	1/1	0
1993 (Cleve.)		39	22	17	5.5/41.5	0/0	1	2/2	0
1994 (Cleve.)		43	30	13	3/20	0/0	0	2/0	0
1995 (Den.)		49	26	23	1/8	0/0	0	2/0	0
1996 (Balt.)		59	37	22	1/5	0/0	3	0/1	0
1997 (Balt.)		75	50	25	6/44	0/0	1	1/3	0
Career		436	273	163	27/213.5	1/20t	7	12/8	0

STARTED/
PLAYED: 1991 (16/16); 1992 (16/16); 1993 (16/12); 1994 (16/5); 1995 (16/16); 1996 (16/11); 1997 (16/16); 1998 (16/16)
TOTAL: (128/108)

PRO: Signed with Lions on February 16, 1999 to serve as one of anchors of the squad's defensive front four... Had most recently played with the Baltimore Ravens (1996-98), which followed stops with the Cleveland Browns (1991-94) and Denver Broncos (1995)... A quietly efficient and rugged player who arrives in Detroit having not missed a single game in his eight-year NFL career (128 straight games)... Has started all 16 contests in five separate seasons (1991-92, '95 and '97-98)... In eight years in the NFL, he has collected 436 tackles, 27 sacks and one interception (returned 20 yards for a touchdown)... Scored four touchdowns in his NFL career (two receiving, one rushing and one on INT return), in addition to collecting a safety in 1991... Besides playing at a very high level, has always been a valuable commodity in the locker room... Originally a third round pick of the Browns in the 1991 NFL Draft (57th overall). 1998: Started all 16 games for second consecutive season (fifth overall), collecting 75 tackles, 5.5 sacks, and a forced and recovered fumble apiece... Had sacks in back-to-back games at Jacksonville (9/20) and vs. Cincinnati (9/27)... Second career multi-sack game (two) at Pittsburgh (10/18), in addition to a fumble recovery... Had four solo tackles vs. Jacksonville (11/1) in 100th career NFL start... Season-high with eight tackles at San Diego (11/15)... Among five tackles at Cincinnati (11/22) was an 11-

yard sack after the Bengals had returned a Ravens' fumble into their territory... Tied season-high with eight tackles at Tennessee (12/6). 1997: Started all 16 games at defensive tackle, finishing fifth on the team with 75 tackles (50 solo)... Finished third on squad with a career-high six sacks for 44 yards... Appeared in his 100th career game at Tennessee (9/21)... Made four tackles, including a sack for 21 yards vs. Pittsburgh (10/5) — the sack was the longest in Ravens' history... First multi-sack game of season with two drops vs. Philadelphia (11/16), one of which caused a fumble, which the Ravens recovered... Awarded a game ball for his effort vs. Tennessee (12/14) when he notched nine tackles, a sack to force a fumble and a fumble recovery... Tied his career-high with 10 tackles and had two QB hurries in season finale at Cincinnati (12/21). 1996: Started the last 11

games (played in all 16 games) of the season and was tops among Baltimore defensive linemen with 59 tackles... Got off to a slow start to the year after signing with Ravens only days prior to opening day (August 26)... Made first start of the season at Indianapolis (10/15)... Scored the third offensive touchdown of his career at San Francisco (11/17) when he caught a two-yard TD pass from Eric Zeier to open the third quarter after reporting as a tackle-eligible on the goal-line... In his 75th career start, he collected a career-high 10 stops and forced a fumble at Carolina (12/15). **1995:** Started all 16 games at defensive tackle in his only season in Denver (signed as an unrestricted free agent) and made 52 tackles (29 solo), one sack and a fumble recovery... In his first start as a Bronco (vs. Buffalo (9/3)), he helped Denver limit the Bills to 60 rushing yards... Registered his lone sack on the season vs. Arizona (11/15)... Season-high eight tackles at Philadelphia (11/12). **1994:** Started five games in final season in Cleveland, registering 43 tackles and three sacks... Also saw some action as lead-blocker in goal-line situations... Made first sack of the season at Houston (10/13)... Notched two tackles in AFC Wild Card game vs. New England (1/1/95) and four stops at Pittsburgh in Divisional playoff contest (1/7/95). **1993:** Started 12 games for Cleveland and finished fifth on squad with then-career-high 5.5 sacks to go along with 39 tackles... Also scored a rushing touchdown as a member of Browns' backfield along the goal-line... Named Browns' Edge NFL Man of the Year for his extensive community involvement... Made 1.5 sacks in season opener vs. Cincinnati (9/5)... Scored the second rushing touchdown of his career (one yard) in Monday Night outing vs. San Francisco (9/13)... Made 11-yard sack of Dan Marino vs. Miami (10/10)... Also had sacks at Cincinnati (10/17), vs. New Orleans (12/5) and at LA Rams (12/26). **1992:** Started all 16 games for Cleveland for the second straight year, notching 45 tackles and four sacks, in addition to a one-yard TD reception on offense... Season-high five tackles at Cincinnati (11/1) with five solo tackles and a fumble recovery... Among his two tackles vs. Cincinnati (12/6) was a 17-yard sack of David Klingler, which forced a fumble that was recovered by teammate Mike Johnson in the end zone for a Cleveland touchdown... Caught his first career touchdown pass vs. Houston (12/20), lining up in the backfield... Also had sacks at L.A. Raiders (9/20) and in season finale at Pittsburgh (12/27). **1991:** Started all 16 games for Cleveland as a rookie and recorded 51

tackles, one sack, one safety and an interception... Also saw some action out of the backfield as a lead-blocker from goal-line formation... Named to College and Pro Football Newsweekly's All-Rookie team... Recorded his safety vs. Cincinnati (9/15) by tackling James Brooks in the end zone... Busy day vs. N.Y. Jets (10/6) with three tackles and a 15-yard fumble recovery in the third quarter that led to a Browns' touchdown... Tied a team record with two fumble recoveries vs. Kansas City (11/24)... Made the lone interception of his career at Indianapolis (12/1) and returned it 20 yards for a touchdown... Collected only sack of rookie campaign vs. Denver (12/8).

COLLEGE and PERSONAL: Played every position along the defensive line during collegiate career, as well as making 11 starts at inside linebacker... First-team All-America honors as a senior in 1990 by the Poor Man's Guide to the NFL Draft... All-Gateway Conference choice as a senior in 1990... Made 65 tackles (40 solo), four sacks, eight tackles for loss and caused three fumbles in '90... Also was used as a full-

back and lead blocker in goal-line situations that year, scoring a touchdown vs. Illinois State... All-America honorable mention as a junior in 1989 by the Poor Man's Guide to the NFL Draft as well first-team All-Gateway conference... Started every game at defensive end in '89, finishing second on the squad with 70 tackles, six sacks and seven tackles for loss... Also recovered a fumble and caused three others in '89... Gateway Conference honorable mention pick at defensive end as a sophomore in 1988... Made 59 tackles, six sacks, 10 tackles for loss and three fumble recoveries in '88 as

• Jones has scored four touchdowns in his NFL career — two rushing, one receiving and one on an interception return. He also collected a safety during his rookie season in Cleveland.
• Jones was named the 1993 Cleveland Browns Edge Man of the Year for his significant involvement in the community.

well... Finished his freshman year in 1987 with 33 tackles, four sacks and three tackles for loss... Two-time All-Conference pick during his two-year football career at Central (Davenport, Iowa) High School... Has been very active in the community since arriving in the NFL, including work with the Cleveland Food Drive for the Hungry, Western Pennsylvania Make-A-Wish, and the "Read with the Ravens" program, in addition to giving talks at local YMCA's and making various hospital visits... Also participated in the Cleveland Plain Dealer spelling bee and "Read with the Ravens" program... Co-owner of Jones' Tire Service in hometown of Davenport, Iowa... Majored in science at Northern Iowa and is interested in teaching science and coaching youth football after pro football career is complete... He and wife, Son-Ja, have a daughter, Morgan, (6/19/97).



Richard Jordan

LINEBACKER

Missouri Southern 3rd Year

Ht: 6-1 Wt: 256

Born: 12/1/74 (D-7c in '97)

99

JORDAN'S SINGLE-GAME BESTS

TACKLES:	12 at Tampa Bay 11/22/98
INTERCEPTIONS:	1 at Tampa Bay 11/22/98
PASSES DEFENDED:	2 at Tampa Bay 11/22/98
SPECIAL TEAMS TACKLES:	4 at Green Bay 11/2/97

JORDAN'S DEFENSIVE STATISTICS

Year	TACKLES			Sacks	Int's	Passes	Fumbles	Spec. Teams
	Total	Solo	Asst.	No/Yds	No/Yds	Def.	Rec./For.	Tackles
1997	0	0	0	0/0	0/0	0	0/0	14
1998	40	30	10	0/0	1/4	2	0/0	21
Career	40	30	10	0/0	1/4	2	0/0	35

GAMES PLAYED/STARTED: 1997 (10/0) [1/0]; 1998 (16/3)
TOTAL: (26/3) [1/0]

PRO: Third-year linebacker who has shown good spark predominantly in special teams role in two years with Detroit... Also performed well in limited role as starting middle linebacker for three games in 1998... Active, athletic player who is still learning the intricacies of the pro game after playing defensive end for the majority of his collegiate career... Besides stint at in the middle in '98, has also seen extensive practice time on the outside... High-energy performer who plays with tremendous enthusiasm... Detroit's third of three seventh round selections in the 1997 NFL Draft (239th overall). 1998: Saw majority of playing time in '98 as one of club's most active special teams players (21 tackles ranked third on squad), in addition to starting three of the season's last six games at middle linebacker with Stephen Boyd injured (shoulder)... Totaled 40 tackles, an interception and two passes defended for the season... Named by teammates as the recipient of the 1998 Chuck Hughes Most Improved Player Award... Showed good instinct and play-making ability in three starts and either led or shared team-lead in tackles in all three outings... Notched a career-high 12 tackles in first career start at Tampa Bay (11/22), had 10 stops vs. Atlanta (12/20) and tied for team-high with nine stops at Baltimore (12/27)... Also saw significant action in place of Boyd at San Francisco (12/14) and led squad with nine stops in less than three quarters of action... In addition to solid run-stopping role at Tampa Bay (11/22), he also recorded the first interception (deep in Lions' territory) and first two passes defended of his career... Shifted to middle linebacker during training camp after spending rookie campaign working on the out-

side. 1997: Made the 53-man roster coming out of training camp as a rookie, but was released August 25 and subsequently signed to the Lions' practice squad... Signed to the 53-man roster from the practice squad on September 27... Finished the season sixth on squad with 14 special teams tackles... Saw his first professional action vs. Green Bay (9/28) and made two special teams tackles, including one for a four-yard loss on a punt return... Career and team-high four special teams tackles at Green Bay (11/2)... Suffered hamstring injury vs. Indianapolis (11/23), forcing him inactive for the next two games... Played on special teams in Wild Card playoff game at Tampa Bay (12/28).

- Jordan made the most of his first NFL start at middle linebacker by recording a team-high 12 tackles and his lone career interception at Tampa Bay on November 22, 1998.
- Jordan was coached in high school (Vian, Oklahoma) by his father, Ray.

COLLEGE and PERSONAL:

Moved to starting middle linebacker slot as a senior in 1996 after playing defensive end for three years... Career-highs with 136 tackles and three interceptions... Second-team All-American choice by Football Gazette and NCAA Division II Sports Information Directors as a junior in 1995... Chosen as MIAA co-MVP and first-team All-League and All-Region selection that year as well... Led club in tackles for loss (15 for 86 yards), passes broken up (eight) and forced fumbles (two) and was second on the squad in tackles (109), sacks (eight for 53 yards) and interceptions (two) in '95... Honorable mention All-American choice by Football Gazette as well... First-team all-region and all-league... Led or shared

second on the squad in tackles (109), sacks (eight for 53 yards) and interceptions (two) in '95... Honorable mention All-American choice by Football Gazette as well... First-team all-region and all-league... Led or shared

team-lead in passes broken up (seven), forced fumbles (four) and fumble recoveries (two) in 1994 as a sophomore... Was second on squad in tackles (80) and sacks (four for 31 yards)... Career-high 18 tackles vs. Southwest Baptist in '94... Second-team All-MIAA pick and team Rookie of the Year honors after leading the team in tackles for loss (15 for 61 yards) and sacks (seven for 39 yards) as a freshman in 1993... Won league Defensive Player of the Year honors as well as All-State and academic All-State accolades as a prep senior in 1992... Registered 152 tackles, four sacks, four fumble recoveries, two forced fumbles and two interceptions as a senior... Also ran for 565 yards, caught

seven passes for 100 yards and scored 14 touchdowns as a fullback during prep career... High school coach was his father, Ray... Was twice named Vian (Okla.) High's Athlete of the Year... Won four letters in football and track and two in baseball, including state title in shot put... Physical education major at Missouri Southern... Participates in Lions' hospital visit program and enjoys interacting with underprivileged youth... Born in Holdenville, Oklahoma... Older brother played football at Grambling under legendary coach Eddie Robinson... Works with Detroit-area Boys and Girls club. He and wife, Françoise, have a daughter, Savian, who was born June 10, 1999.



Travis Kirschke

DEFENSIVE TACKLE

UCLA 3rd Year

Ht: 6-3 Wt: 287

Born: 9/6/74 (FA in '97)

67

KIRSCHKE'S SINGLE-GAME BESTS

TACKLES: 2 vs. Atlanta 8/31/97

KIRSCHKE'S DEFENSIVE STATISTICS

Year	TACKLES			Asst.	Sacks No/Yds	Int's No/Yds	Passes Def.	Fumbles Rec./For.
	Total	Solo						
1997	2	1	1	1	0/0	0/0	0	0/0
1998	0	0	0	0	0/0	0/0	0	0/0
Career	2	1	1	1	0/0	0/0	0	0/0

**GAMES PLAYED/
STARTED:** 1997 (3/0)
[1/0]; 1998 (0/0)
TOTAL: (3/0) [1/0]

PRO: Signed by Lions as an undrafted free agent on April 24, 1997... Rugged, hard-nosed defender with good leg drive and technique... Forced to sit out 1998 campaign with injury to abdomen, but will look for sizable role in defensive line rotation in 1999. 1998: Spent majority of season on Injured Reserve (placed on IR on September 22)... Inactive for first three games of '98 due to lingering effects of a groin injury. 1997: Only rookie free agent to make Lions' season-opening roster... Played in three regular season games in reserve role along the defensive line... Made only two tackles of the year in his NFL debut in opener vs. Atlanta (8/31)... Contributed two tackles in Wild Card play-off contest at Tampa Bay (12/28)... Was inactive for 12 of last 14 games.

COLLEGE and PERSONAL: Led UCLA linemen during senior season in 1996 with 49 tackles, also registering 3.5 sacks and a career-high nine tackles for loss... Started the first four games of 1995 before an injury forced him to reserve duty for the remainder

• Kirschke was the only undrafted rookie to make the Lions' 53-man roster to begin the 1997 season.

of the season... Despite drop in playing time, still tied for second on squad with three sacks on the year, as well as 24 tackles and three tackles for loss... Started seven games as a sophomore in 1994, including the last six contests... Made career-high five sacks that year (third on the squad), along with 31 tackles and six tackles for loss... Was one of just two true freshman to see action on defense in 1993 (backup nose guard)... Defensive co-winner of UCLA's John Boncheff Jr. Memorial

Trophy for Rookie of the Year... Earned spot on Director's Honor Roll (academic) three times during college career... Three-year letter winner at offensive guard and defensive tackle at Esperanza High School in Anaheim, California... Consensus first-team high school All-American selection by Parade, Super Prep, Blue Chip, Football News Scholastic Coach and USA Today... Named USA Today California Player of the Year in 1992... Participant in Lions' hospital visits program... Married (Amy) on June, 27, 1998.



Scott Kowalkowski

LINEBACKER

Noire Dame 9th Year

Ht: 6-2 Wt: 220

Born: 8/23/68 (FA in '94)

52

KOWALKOWSKI'S SINGLE-GAME BESTS

TACKLES: 6 at Oakland 10/13/96

KOWALKOWSKI'S DEFENSIVE STATISTICS

Year	TACKLES			Sacks	Int's	Passes	Fumbles	Spec. Teams
	Total	Solo	Asst.	No/Yds	No/Yds	Def.	Rec./For.	Tackles
1991 (Phil.)	0	0	0	0/0	0/0	0	0/0	9
1992 (Phil.)	2	2	0	0/0	0/0	0	0/0	7
1993 (Phil.)	INJURED RESERVE							
1994 (Det.)	0	0	0	0/0	0/0	0	0/0	7
1995 (Det.)	2	1	1	0/0	0/0	0	0/0	13
1996 (Det.)	6	3	3	0/0	0/0	0	1/0	11
1997 (Det.)	8	4	4	0/0	0/0	1	0/0	22
1998 (Det.)	4	1	3	0/0	0/0	0	0/0	17
Career	22	11	11	0/0	0/0	1	1/0	86

**GAMES PLAYED/
STARTED:** 1991 (16/0);
1992 (16/0) [2/0]; 1994
(16/0) [1/0] 1995 (16/0)
[1/0]; 1996 (16/1); 1997
(16/0) [1/0]; 1998 (15/0)
TOTAL: (111/1) [5/0]

PRO: Rugged contributor on all special teams units — has accumulated 70 tackles in his five years with the Lions... Intense competitor who also provides depth at linebacker...

Signed by the Lions as a free agent in 1993 after playing with Philadelphia from 1991-93... Injured his ankle in '93 preseason and was later placed on Injured Reserve... Eagles released him in November 1993... Was a valuable special teams performer while in Philadelphia, as well... Originally selected by Philadelphia in the eighth round of the 1991 NFL Draft (216th overall pick). **1998:** For fifth consecutive year, played a major role on all squad's special teams units — 17 tackles in '98 tied him for sixth-place on club... Also saw spot duty at linebacker in several contests in '98 (four tackles)... Inactive/injury in season opener at Green Bay (9/6)... Recovered fumbled kickoff return vs. Pittsburgh (11/26)... Notched three special teams tackles at Minnesota (9/20), in addition to forcing a fumble... Also tied season-high with three special teams stops at Tampa Bay (11/22) and at Jacksonville (12/6). **1997:** A standout on all of the Lions' special teams units for fourth year in a row... Voted by teammates as one of club's special teams captains... Played linebacker in Detroit's goal-line defense as well... Finished third on team with 22 special teams tackles and made career-high eight tackles in reserve duty as a linebacker... Posted season-high four special teams tackles in opener vs. Atlanta (8/31)

• Kowalkowski's dad, Bob, played guard for the Lions from 1966-76, and his mother, Judy, works in the Lions' front office as the team's manager of accounting operations. In addition, his cousin, Brock Olivo, plays fullback for the Lions.

• Kowalkowski's 70 special teams tackles over the past five years are the most of any Lion during that span.

and received the team's special teams Player of the Week Award... Made big play vs. Green Bay (9/28), knocking down a pass in the endzone intended for tackle-eligible Ross Verba — play came on third-and-goal and forced the Packers to kick a field goal... Collected three tackles on defense and played on special teams at Tampa Bay (12/28) in Wild Card playoff game... **1996:** As special teams captain, he finished second on the team with 12 special teams tackles...

Recovered a fumbled kickoff at the Bears' 21-yard line, setting up Detroit's second TD vs. Chicago (9/22)... Led team with three special teams tackles at Tampa Bay (9/29)... Made the lone start of his career at Oakland (10/13) at weak-side linebacker (for injured Stephen Boyd) and made career-high six tackles... Saw action in the Lions' nickel package in place of the injured Bennie Blades vs. Green Bay (12/15). **1995:** Third on team with 13 special teams stops... Played almost exclusively on special teams throughout the season, with most extensive action at middle linebacker coming vs.

Jacksonville (12/17), when he made his only two defensive stops of the year... Posted a season-high three special teams tackles vs. Cleveland (10/8)... Also tied that output vs. Tampa Bay (11/12)... Spelled

Mike Johnson at outside linebacker during a series at Chicago (11/19) for first defensive action of year. **1994:** Played in all 16 games, exclusively on special teams, making seven stops... Recorded his first tackle as a Lion (on special teams) at Dallas (9/19). **1993:** Was placed on Injured Reserve by Philadelphia in August after suffering ankle injury in preseason game... Released off Injured Reserve in November. **1992:** Saw action in all 16 regular season games and both Eagles' playoff contests on special teams... Played on defense in short-yardage situations... Made a touchdown-saving tackle on a kickoff return in playoff loss at Dallas. **1991:** Played in all 16 games on special teams... Saw limited action on defense.

COLLEGE and PERSONAL: Earned All-American honorable mention recognition at defensive end as a junior in 1989 and at outside linebacker as a senior in

1990... Was the only Notre Dame player to play in every game from 1987-90... Earned a history degree from Notre Dame... His father, Bob, played guard for the Lions for 11 years (1966-76), and his mother, Judy, is the Lions' manager of accounting operations... His uncle, David Olivo, played quarterback for the University of Miami (Fla.) and St. Louis Cardinals... Cousin of Lions' FB Brock Olivo... Starred in football, basketball and track at Orchard Lake St. Mary's (Mich.) High School... Born in Farmington Hills, Mich... Hobbies include hunting, fishing and golf... Is a board member and vice president for Kolo Charities, a charitable foundation started by his father, which benefits the Leaderdog School for the Blind and the Detroit Lions Courage House... His favorite sports figure is Walter Payton... He and wife, Michele, welcomed their first child, Emma, on March 31, 1998... Full name is Scott Thomas Kowalkowski.



Herman Moore

WIDE RECEIVER

Virginia 9th Year

Ht: 6-4 Wt: 224

Born: 10/20/69 (D-1 in '91)

84

MOORE'S SINGLE-GAME BESTS

RECEPTIONS:	14 vs. Chicago 12/4/95
RECEIVING YARDS:	183 vs. Chicago 12/4/95
TOUCHDOWNS:	3 vs. Green Bay 10/29/95
LONG RECEPTION:	93t at Minnesota 10/31/93

MOORE'S CAREER STATISTICS

Year	Rec	Yards	Average	Long	TD's
1991	11	135	12.3	21	0
1992	51	966	18.9	77t	4
1993	61	935	15.4	93t	6
1994	72	1,173	16.3	51t	11
1995	123	1,686	13.7	69t	14
1996	106	1,296	12.2	50t	9
1997	104	1,293	12.4	79	8
1998	82	983	12.0	36	5
Career	610	8,467	13.9	93t	57

**GAMES PLAYED/
STARTED:** 1991 (13/1)
[2/2]; 1992 (12/11) 1993
(15/15) [1/1]; 1994
(16/16) [1/1]; 1995
(16/16) [1/1]; 1996
(16/16); 1997 (16/16)
[1/1]; 1998 (15/15)
TOTAL: (119/106) [6/6]

PRO: Recognized around the league as one of the game's most potent offensive weapons... Virtually in a class of his own in NFL wide receiving circles...

Few in the game can match his combination of athleticism, grace and strength on either side of the ball... Uses his height and leaping ability (he owns Virginia's school record in the high jump) to routinely soar over defensive backs to make tough catches... One of only two players (Jerry Rice, 1994-96) in NFL history to record three consecutive seasons with 100-or-more receptions (1995-97)... Became the fastest player in NFL history to reach the 600-career-reception plateau in Lions' contest vs. Atlanta on December 20, 1998 — did so in the 118th game of his career, edging Rice, who did so in 123 games... Became the 20th player in league history to go over 600 catches... Surpassed the 500-reception total dur-

ing '97 campaign (vs. Minnesota on November 16), becoming the third-fastest player in league history to do so (99 games)... Lions' all-time leader in receptions (610), receiving yards (8,467) and touchdown catches (57)... Also holds club record for most receptions in a game (14 vs. Chicago on December 4, 1995)... Enjoyed one of the most remarkable seasons a receiver has ever produced in 1995, breaking the league record for most receptions in a season (123), notching 1,686 receiving yards (fourth-highest total in NFL history) and collecting 14 TD's (one short of Cloyce Box's club record of 15 set in 1952)... In addition to winning league receptions crown in '95, he tied for the league lead in receptions with Oakland's

Tim Brown (104 catches) in 1997... Enters 1999 having caught a pass in 107 consecutive games (113 including playoff games), which ties him for the tenth-longest streak in NFL history (Eric Martin) and the second active string, trailing only Rice's all-time record of 193 games in a row... Heading into the '99 campaign, his 610 career receptions ranks him tenth among current NFL players... His 34 career 100-yard receiving games also ranks him tenth on that all-time NFL chart (Lions are 21-13 in those games)... Constantly double-teamed by opposing defensive backs... Perennial All-Pro who has been named to four of the last five NFC Pro Bowl squads (last three trips as a starter)... Lions' first round selection in the 1991 NFL Draft (10th overall pick). 1998: Came on late in the year after slow middle portion of 1998 to record team-high 82 catches for 983 yards and five TD's... '98 team-lead in receptions was sixth consecutive season to lead the Lions in that category... Caught a touchdown pass in four of the last five outings of '98... Started the season in fine fashion with nine catches for 100 yards at Green Bay (9/6), the 31st 100-yard outing in his career (first of four in '98)... After big opening day, reeled in 23 receptions in the next three games — including nine more balls at Minnesota (9/20) and seven apiece vs. Cincinnati (9/13) and vs. Tampa Bay (9/28)... Sat out most of game vs. Chicago (11/15) after injuring his quad early in the first quarter... After missing his first game in more than five years (11/7/93) at Tampa Bay (11/22) with the quad injury, he returned to action with a bang, catching 20 passes for 245 yards and three TD's in the three subsequent games... Included in that span were his second and third 100-yard outings of the year — vs. Pittsburgh (eight grabs for a season-high 148 yards and a TD) and at Jacksonville (seven receptions for 116 yards and a TD)... In game vs. Atlanta (12/20), he became the fastest player in NFL history to record 600 career receptions (118 games), breaking Jerry Rice's previous mark of 123 contests... Also in that game, he became the 20th player in NFL history to reach the 600-reception plateau... Huge effort in season finale at Baltimore (12/27) with 10 catches for 120 yards, which still found him 17 yards shy of fifth straight 1,000-yard season (he remains the only Lion to ever accomplish the feat more than two years in a row). 1997: Shared the NFL (Oakland's Tim Brown) with 104 catches for 1,293 yards... He and Barry Sanders became the first teammates in the league since 1954 to win at least a share of both the rushing and receiving titles in the same year — San Francisco's Billy Wilson (tied for lead with 60 catches) and Joe Perry (1,049 yards) were the first players to accomplish this... Consensus first-team All-Pro selection by virtually all news outlets... Selected to his fourth straight Pro Bowl appearance (third straight start)... Caught seven passes for 115 yards and two TD's in season opener vs. Atlanta (8/31), the ninth multi-touchdown game of his career... Recorded four consecutive 100-yard games (Weeks 4-7) matching the longest streak of his career... Reeled in 10 passes for season-high 130 yards vs. Minnesota (11/16) and was named NFC Offensive Player of the Week for his effort... Caught his 50th career touchdown pass vs. Chicago (11/27)... Scored the game-tying points with a TD catch and two-point conversion with just over a minute

remaining at Miami (12/7)... Courageous effort at Minnesota (12/14), catching six balls for 65 yards, including game-winning TD grab with three seconds remaining — played the entire game with a painful foot ailment and a finger injury on each hand and didn't practice during the week leading up to the game... Made four catches for 44 yards in Wild Card playoff game at Tampa Bay (12/28). 1996: Earned first-team All-Pro honors from Associated Press and voted to his third straight Pro Bowl appearance (second straight start)... Named All-Pro second team by College and Pro Football Newsweekly... Finished second in the league with 106 catches (only two catches behind league leader Jerry Rice with 108) and third in the NFL with 1,296 receiving yards... He and Brett Perriman combined to catch 200 passes, more than any other receiving duo in the league... Led team in catches in eight games and tied for the team lead in one other contest... Was named the Lions' 1996 True Value/NFL Man of the Year for the second straight year, honoring him for his contributions both on and off the field... Started the season with a bang as he caught 12 passes for 157 yards and a TD at Minnesota (9/1) — his 12 receptions tied for the second-highest single game total in team history... Posted his second 100-yard game of the season with 104 yards and a TD on nine catches at Tampa Bay (9/29)... Totaled 107 yards on only three catches vs. Atlanta (10/6) — two of his three receptions against the Falcons went for scores, including a 50-yarder... The following week at Oakland (10/13), he recorded his third straight 100-yard outing with 109 yards on 10 catches with two TD's — game vs. Raiders was also his second double-digit reception game of the season and his second consecutive game with two TD's... Went over the 100-yard mark for the fifth time in 1996 with 126 yards on nine catches vs. Minnesota (12/8)... Entered the season finale at San Francisco (12/23) five catches behind league-leader Jerry Rice, but fell short in his bid to capture his second straight NFL receptions title, as Rice finished two catches ahead of him. 1995: He and fellow wide receiver Brett Perriman broke two NFL marks during the season — most receptions in a season by a tandem with 231 grabs (breaking Minnesota's Jake Reed and Carter's previous mark of 207 set in 1994), and for most receiving yards in a season by a duo with 3,174 yards (surpassing Houston's Charley Hennigan and Bill Groman, who tallied 2,921 yards in 1961)... A member of virtually everyone's All-Pro squad following his unbelievable '95 season, including The Associated Press, College & Pro Football Newsweekly, Football Digest, Pro Football Weekly/Pro Football Writers of America and The Sporting News... Also chosen All-NFC by Football News and United Press International... Was named the Lions' Offensive MVP and an All-Madden Team member... Sport Magazine named him one of their three NFL MVP's (joining Emmitt Smith and Brett Favre) for the year... A finalist for the NFL Miller Lite Player of the Year... Was named the Lions' 1995 True Value/NFL Man of the Year, honoring him for his contributions both on and off the field... Won Miller Lite Player of the Week honors for his performance (10/29) vs. Green Bay. In that game, he became the first Lions' receiver to catch three TD passes in a game since Leonard Thompson did so on November

28, 1985... Recipient of NFC Offensive Player of the Week award after Lions' Monday Night game vs. Chicago (12/4)... Went over the 100-yard mark a club-record 10 times (in addition to Lions' NFC Wild Card playoff game), as he had done so only nine times in the first four years of his career... Also caught 10-or-more passes four times in '95 (his career-high was nine entering the season)... Chosen as a starter in the 1996 Pro Bowl, his second consecutive appearance... His 123 receptions and 1,686 receiving yards shattered the Lions' previous club marks, which had been held by James Jones (77 receptions in 1984) and Pat Studstill (1,266 yards in 1966)... He and Perriman also popped for more than 100 yards in receiving yards apiece in five games — at Washington (10/22), vs. Tampa Bay (11/12), vs. Minnesota (11/23), at Houston (12/10) and at Tampa Bay (12/23) — the last time that had happened in a game prior to '95 was December 22, 1985 when Thompson collected 101 yards on nine catches and Pete Mandley rolled up 127 yards on five grabs... Opened the season at Pittsburgh (9/3) in fine fashion, catching 10 balls for 131 yards and a score... Sat out the week of practice prior to the game at Minnesota (9/10) due to a sprained ankle, but pitched in four receptions for 73 yards vs. the Vikes, including an acrobatic 47-yard TD catch to knot the score at 7-7 in the first quarter... Chipped in with six receptions for 73 yards in Monday Night win vs. San Francisco (9/25), including a leaping 20-yard TD grab in the back of the end-zone over two defenders... Had 125 yards on a game-high nine catches vs. Cleveland (10/8)... Had his first of three multi-TD games of the season at Green Bay (10/15), latching onto four balls for 41 yards and two touchdowns... Equaled his then-career-high at Washington (10/22) with 10 grabs for 102 yards and a score... Followed six-reception, 147-yard outburst vs. Green Bay (10/29) with a then-career-best 176-yard outing on nine catches at Atlanta (11/5)... Notched his fourth consecutive 100-yard game vs. Tampa Bay (11/12), latching onto nine balls for 104 yards... Sealed the Lions' win at Chicago (11/19) with his 11-yard TD catch from Don Majkowski with 2:32 remaining... Joined Perriman and Johnnie Morton as one of three Detroit receivers to go over the 100-yard plateau (first time in club history) in the Lions' offensive onslaught vs. Minnesota on Thanksgiving Day (11/23). Moore had eight grabs for 127 yards and a TD, Perriman reeled in 12 balls for 153 yards and two TD's, and Morton turned seven receptions into 102 yards and a TD as the three were chosen to share John Madden's post-game Thanksgiving turkey... Erupted for a club-record 14 receptions on a personal-best 183 yards in Monday Night win vs. Chicago (12/4). Performance included a nifty 46-yard TD grab in which Moore eluded several Bears on a short out-pattern and rambled down the sideline to the endzone... Capped third straight 100-yard effort at Houston (12/10) in grabbing seven balls for 105 yards and two TD's (of 13 and 14 yards), which tied Moore with Terry Barr and Thompson for the Lions' all-time career lead in touchdown receptions with 35... Collected 10 receptions for 105 yards at Tampa Bay (12/23), giving him 123 catches on the season and the all-time NFL record for receptions in a season, (overtaking Cris Carter's 122 catches in 1994-95)... Notched seven receptions for 133 yards in NFC

Wild Card playoff game at Philadelphia (12/30), including a 68-yard TD grab, the second-longest pass play in Lions' post-season history. 1994: Established himself as one of the top receivers in the NFL... Played in his first Pro Bowl... Was named to the USA Today's "All Joe Team", which named the most underrated players in the league, for the second straight year... Named second-team All-Pro by Tom Jackson's Pro Football Update... Went over the 1,000-yard mark for the first time in his career (1,173 yards)... Yardage total was the second-highest in team history and he became only the seventh player in club history to total over 1,000 receiving yards in a season... His 72 catches were the most ever by a Lions' receiver and the second-highest total in team history... Tied a team record with TD catches in six consecutive games (8-13)... Of his 72 catches, 54 went for first downs... Caught six passes for 84 yards and one TD in the season opener vs. Atlanta (9/4)... Made his second TD reception of the season and totaled 81 yards in six catches at Dallas (9/19)... Scored his third TD vs. San Francisco (10/9), catching three passes for 65 yards in the game... Had an outstanding game at N.Y. Giants (10/30), grabbing a then-career-high nine passes for 106 yards and two TD's... Caught a pass and ran 29 yards to set up the game-winning field goal in overtime against the Giants... Turned in one of the best performances of his career at Green Bay (11/6), setting a then-career-high with 151 receiving yards and tying his career-best with two TD's against the Packers... Established a then-career-high with 169 receiving yards (on seven catches) vs. Buffalo on Thanksgiving Day — touchdown that day came on a 51-yard flea-flicker on the Lions' second play of the game... Caught two passes for 52 yards in the Wild Card playoff game at Green Bay (12/31). 1993: Led team with 61 catches, 935 receiving yards and six touchdowns... Was named to the USA Today's "All Joe Team", which named the most underrated players in the league... Scored a TD on a 21-yard pass in the season opener vs. Atlanta (9/5), and caught four passes for 113 yards in the game with a long reception of 72 yards... Led team with five catches for 49 yards, including a leaping grab to keep the drive for the game-winning field goal alive at New England (9/12)... Set a then-career-high with two TD's and tied career-high with eight receptions for 98 yards vs. Seattle (10/17)... Totaled a then-career-high 120 receiving yards in six catches at L.A. Rams (11/24)... Caught a career-long 93-yard TD pass at Minnesota (10/31), the fourth-longest pass in Lions' history... His TD, on the first play of the fourth quarter was the first of 17 unanswered points scored by the Lions to erase a 27-13 Vikings lead... Injured his ankle in the fourth quarter of the Vikings game, forcing him to miss the game vs. Tampa Bay (11/7)... Caught one pass for 20 yards in the Wild Card playoff game vs. Green Bay (1/8/94). 1992: Led the team with 966 receiving yards and was second with 51 catches and four TD catches despite sitting out four games... Placed on Injured Reserve September 11, missed the next four games... Started his first game back, at Minnesota (10/15), catching three passes for 76 yards, including a spectacular touchdown grab where he took the ball away from two defenders in the end zone... Set a then-career-high with 108 receiving yards on three catches at Tampa Bay (10/25), and

scored a touchdown on a 63-yard pass play in which he broke two tackles on his way to the end zone... Recorded a 77-yard TD vs. Houston (11/26), totaling two receptions for 88 yards in the game... Made eight catches for a season-high and a 114 yards and a touchdown at Green Bay (12/6). **1991:** Tapped into great potential late in the season... Made one start during the 1991 regular season, then drew the starting 'Z' (wide-right) assignment for the Lions' two playoff contests... First reception of his pro career came vs. Miami (9/15), a 14-yarder from Rodney Peete... First career start came at Chicago (11/3), as he led the team with five catches for 70 yards... Had spectacular outing as a starter vs. Dallas (1/5) in the NFC Divisional Playoff game, hauling in six passes for 87 yards and his first pro touchdown, a seven-yarder from Erik Kramer...

Followed that performance with four catches for 69 yards at Washington in the NFC Championship Game.

COLLEGE and PERSONAL: A standout on both the football and track teams at Virginia, he left Charlottesville as the school's career-record holder for both receiving yardage (2,504) and touchdown catches (27)... 114 career receptions ranked him third in Virginia annals... Entered the NFL draft after his junior season at Virginia... As a junior at Virginia (1990), earned consensus First-Team All-America honors (AP, UPI, College & Pro Football Newsweekly, Sporting News, Football News, Poor Man's Guide)... First-Team All-ACC selection and finished second in voting for the ACC Player-of-the-Year Award in '90 as well... Led the conference and was third in the nation with 108.2 receiving yards per

game... Set an NCAA record with at least one TD catch in nine consecutive games... Set school records in 1990 with 54 catches, 1,190 yards (22.0 average) and 13 TD's... Set a then-school-record in 1989 as a sophomore with 10 TD catches... Also competed in the high jump for the Virginia track squad, winning the 1988 ACC Indoor Championship (with a school-record leap of 7' 2 1/2"), the 1990 ACC Indoor title, and the 1990 ACC Outdoor title (7' 2 3/4")... First team All-District and All-Metro selection as a senior wide receiver and placekicker at George Washington (Danville, Va.) High School... First-team All-Region and second team All-State wide receiver that year... Set school record for longest field goal with a 48-yarder... Also lettered in basketball and track... Has hosted various functions in and around Detroit via

his "Catch 84" Foundation... In the past, has co-hosted Lions' radio show each Monday night on Lions' flagship radio station, in addition to television work on local ABC affiliate on Sunday nights... Graduated in May 1991, with a degree in Rhetoric and communication studies... Herman and wife, Angela, have been the Honorary Co-Chairpersons for the "Docs and Jocks Run", an annual fundraiser to benefit Detroit Lions Charities... Lions' United Way spokesman in 1996-97... Holds an annual celebrity/alumni charity basket-

ball game at the University of Virginia to benefit their children's medical center... Participant in Lions' school assembly program... Holds an annual youth football camp in Detroit for underprivileged children... Herman and Angela have two sons, Aaron and Ashton.

• Moore is one of only two players in NFL history (Jerry Rice) to record 100 receptions in three consecutive seasons (Moore did so in 1995-97).

• On December 20, 1998 vs. Atlanta, Moore became the fastest player in NFL history to reach the 600-reception plateau (118 games).

MOORE'S GAME-BY-GAME CAREER RECEIVING STATISTICS

Date	Opp.	Score	1991 SEASON				
			Rec.	Yards	Average	Long	TD
9/1	@ Wash	L, 45-0	0	0	0.0	0	0
9/8	GB	W, 25-14	0	0	0.0	0	0
9/15	MIA	W, 17-13	1	14	14.0	14	0
9/22	@ Ind	W, 24-3	0	0	0.0	0	0
9/29	TB	W, 31-3	0	0	0.0	0	0
10/6	MIN	W, 24-20	0	0	0.0	0	0
10/20	@ SF	L, 35-3	1	8	8.0	8	0
10/27	DAL	W, 34-10	2	18	9.0	11	0
11/3	@ Chi	L, 20-10	5	70	14.0	19	0
11/10	@ TB	L, 30-21		DID NOT PLAY			
11/17	RAMS	W, 21-10		DID NOT PLAY			
11/24	@ Min	W, 34-14	0	0	0.0	0	0
11/28	CHI	W, 16-6	0	0	0.0	0	0
12/8	NYJ	W, 34-20		DID NOT PLAY			0
12/15	@ GB	W, 21-17	0	0	0.0	0	0
12/22	@ Buf	W, 17-14 (OT)	2	25	12.5	21	0
1991			11	135	12.3	21	0

Date	Opp.	Score	1992 SEASON				
			Rec.	Yards	Average	Long	TD
9/6	@ Chi	L, 24-27	6	82	13.7	18	0
9/13	MIN	W, 31-17		INJURED RESERVE			
9/20	@ Wash	L, 10-13		INJURED RESERVE			
9/27	TB	L, 23-27		INJURED RESERVE			
10/4	NO	L, 7-13		INJURED RESERVE			
10/15	@ Min	L, 14-31	3	76	25.3	47t	1
10/25	@ TB	W, 38-7	3	108	36	63t	1
11/1	GB	L, 13-27	3	43	14.3	18	0
11/8	DAI	L, 3-37	4	57	14.3	29	0
11/15	@ Pitt	L, 14-17	5	71	14.2	24	0
11/22	@ Cin	W, 19-13	5	86	17.2	32	0
11/26	HOU	L, 21-24	2	88	44.0	77t	1
12/6	@ GB	L, 10-38	8	114	14.3	45	1
12/13	CLE	W, 24-14	2	52	26.0	41	0
12/20	CHI	W, 16-3	3	108	36	59	0
12/28	@ SF	L, 6-24	7	81	11.6	32	0
1992			51	966	18.9	77t	4

Date	Team	Score	1993 SEASON				
			Rec.	Yards	Average	Long	TD
9/5	ATL	W, 30-13	4	113	28.3	72	1
9/12	@ NE	W, 19-16 (OT)	5	49	9.8	13	0
9/19	@ NO	L, 3-14	4	42	10.5	12	0
9/26	PHOE	W, 26-20	5	79	15.8	32	0
10/3	@ TB	L, 10-27	3	27	9.0	13	0
10/17	SEA	W, 30-10	8	98	12.3	15	2
10/24	@ L.A. Rams	W, 16-13	6	120	20.0	42	0
10/31	@ Min	W, 30-27	3	113	37.7	93t	1
11/7	TB	W, 23-0		DID NOT PLAY			
11/21	@ GB	L, 17-26	2	8	4.0	6	0
11/25	CHI	L, 6-10	7	61	8.7	12	0
12/5	MIN	L, 0-13	2	12	6.0	6	0
12/12	@ Phoe	W, 21-14	3	66	22.0	48	1
12/19	SF	L, 17-55	4	74	18.5	31t	1
12/26	@ Chi	W, 20-14	3	42	14.0	17	0
1/2	GB	W, 30-20	2	31	15.5	17	0
1993			61	935	15.3	93t	6

1994 SEASON							
Date	Team	Score	Rec.	Yards	Average	Long	TD
9/4	ATL	W, 31-28 (OT)	6	84	14.0	34	1
9/11	@ Min	L, 3-10	5	97	19.4	32	0
9/19	@ Dal	W, 20-17 (OT)	6	81	13.5	25	1
9/25	NE	L, 17-23	5	92	18.4	25	0
10/2	@ TB	L, 14-24	3	44	14.7	18	0
10/9	SF	L, 21-27	3	65	21.7	34	1
10/23	CHI	W, 21-16	1	14	14.0	14	0
10/30	@ NYG	W, 28-25 (OT)	9	106	11.8	29	2
11/6	@ GB	L, 30-38	8	151	18.9	49	2
11/13	TB	W, 14-9	1	9	9.0	9	1
11/20	@ Chi	L, 10-20	2	19	9.5	19	1
11/24	BUF	W, 35-21	7	169	24.1	51t	1
12/4	GB	W, 34-31	3	55	18.3	27	1
12/10	@ NYJ	W, 18-7	6	70	11.7	31	0
12/17	MIN	W, 41-19	2	62	31.0	51	0
12/25	@ Mia	L, 20-27	5	55	11.0	16	0
1994			72	1,173	16.3	51t	11

1995 SEASON							
Date	Team	Score	Rec.	Yards	Average	Long	TD
9/3	@ Pitt	L, 20-23	10	131	13.1	30	1
9/10	@ Min	L, 10-20	4	73	18.3	47t	1
9/17	ARIZ	L, 17-20	6	67	11.2	16	0
9/25	SF	W, 27-24	6	73	12.2	20t	1
10/8	CLE	W, 38-20	9	125	13.9	40	0
10/15	@ GB	L, 21-30	4	41	10.3	17t	2
10/22	@ Wash	L, 30-36 (OT)	10	102	10.2	17t	1
10/29	GB	W, 24-16	6	147	24.5	69t	3
11/5	@ Atl	L, 22-34	9	176	19.6	42	0
11/12	TB	W, 27-24	9	104	11.6	24	0
11/19	@ Chi	W, 24-17	6	68	11.3	14	1
11/23	MIN	W, 44-38	8	127	15.9	29	1
12/4	CHI	W, 27-7	14	183	13.1	46t	1
12/10	@ Hou	W, 24-17	7	105	15.0	42	2
12/17	JAX	W, 44-0	5	59	11.8	20	0
12/23	@ TB	W, 37-10	10	105	10.5	22	0
1995			123	1,686	13.7	69t	14

1996 SEASON							
Date	Team	Score	Rec.	Yards	Average	Long	TD
9/1	@ Min	L, 13-17	12	157	13.0	29	1
9/8	TB	W, 21-6	8	84	10.5	23	1
9/15	@ Phil	L, 17-24	6	88	14.7	29	0
9/22	@ Chi	W, 35-16	7	74	10.6	21	0
9/29	@ TB	W, 27-0	9	104	11.6	33	1
10/6	ATL	W, 28-24	3	107	35.7	50t	2
10/13	@ Oak	L, 21-37	10	109	10.9	27	2
10/27	NYG	L, 7-35	4	49	12.3	20	0
11/3	@ GB	L, 18-28	4	50	12.5	27	0
11/11	@ SD	L, 21-27	3	39	13.0	16	0
11/17	SEA	W, 17-16	6	55	9.2	16	1
11/24	@ Chi	L, 14-31	5	61	12.2	25	0
11/28	KC	L, 24-28	7	84	12.0	17	0
12/8	MIN	L, 22-24	9	126	14.0	32	0
12/15	GB	L, 3-31	5	50	10.0	13	0
12/23	@ SF	L, 14-24	8	59	7.4	23	1
1996			106	1,296	12.2	50t	9

1997 SEASON							
Date	Team	Score	Rec.	Yards	Average	Long	TD
8/31	ATL	W, 28-17	7	115	16.4	43t	2
9/7	TB	L, 17-24	6	51	8.5	11	0
9/14	@ Chi	W, 32-7	7	98	14.0	27	1
9/21	@ NO	L, 17-35	11	111	10.1	17	1
9/28	GB	W, 26-15	6	105	17.5	45	0
10/5	@ Buf	L, 13-22	8	116	14.5	31	0
10/12	@ TB	W, 27-9	5	120	124.0	79	0
10/19	NYG	L, 20-26 (OT)	7	88	12.6	22	0
11/2	@ GB	L, 10-20	9	50	5.6	12	0
11/9	@ Was	L, 7-30	5	36	7.2	9	0
11/16	MIN	W, 38-15	10	130	13.0	36	1
11/23	INDY	W, 32-10	2	16	8.0	9	0
11/27	CHI	W, 55-20	6	89	14.8	26	1
12/7	@ Mia	L, 30-33	5	64	12.8	20	1
12/14	@ Min	W, 14-13	6	65	10.8	28	1
12/21	NYJ	W, 13-10	4	39	9.8	17	0
1997			104	1,293	12.4	79	8

1998 SEASON							
Date	Team	Score	Rec.	Yards	Average	Long	TD
9/6	@ GB	L, 19-38	9	100	11.1	25t	1
9/13	CIN	L, 28-34 (OT)	7	86	12.3	22	0
9/20	@ Min	L, 6-29	9	66	7.3	13	0
9/28	TB	W, 27-6	7	64	9.1	16	0
10/4	@ Chi	L, 27-31	4	49	12.3	20	0
10/15	GB	W, 27-20	3	25	8.3	14	0
10/25	MIN	L, 13-34	4	42	10.5	15	0
11/1	ARIZ	L, 15-17	2	26	13.0	15	0
11/8	@ Phil	L, 9-10	3	23	7.7	9	0
11/15	CHI	W, 26-3	1	3	3.0	3	0
11/22	@ TB	W, 28-25		INACTIVE — INJURY			
11/26	PIT	W, 19-16 (OT)	8	148	18.5	36	1
12/6	@ Jax	L, 22-37	7	116	16.6	34	1
12/14	@ SF	L, 13-35	5	81	16.2	24t	1
12/20	ATL	L, 17-24	3	34	11.3	21	1
12/27	@ Balt	L, 10-19	10	120	12.0	30	0
1998			82	983	12.0	36	5

All-Time 100-yard Receiving Games

Player	Games
1. Jerry Rice	64
2. Don Maynard	50
3. Michael Irvin	46
4. James Lofton	43
5. Lance Alworth	41
6. Steve Largent	40
7. Stanley Morgan	38
8. Henry Ellard	37
9. Andre Reed	36
10. HERMAN MOORE	34

All-Time Consecutive Games With A Reception

Player	Games
1. Jerry Rice	193*
2. Art Monk	183
3. Steve Largent	177
4. Ozzie Newsome	150
5. Keith Byars	130
6. Harold Carmichael	127
7. Mel Gray	121
8. Michael Irvin	117
9. Cris Carter	111
T10. HERMAN MOORE	107*
T10. Eric Martin	107

Top Active Pass Receivers

Player	Yrs.	Rec.	Yds.	TD's
1. Jerry Rice	15	1,139	17,612	164
2. Andre Reed	15	889	12,559	85
3. Cris Carter	13	834	10,447	101
4. Michael Irvin	12	740	11,737	62
5. Andre Rison	11	681	9,381	78
6. Tim Brown	12	680	9,600	69
7. HERMAN MOORE	9	610	8,467	57

* Active streak entering 1999



Johnnie Morton

WIDE RECEIVER

Southern California 6th Year

Ht: 6-0 Wt: 190

Born: 10/7/71 (D-1 in '94)

87

MORTON'S SINGLE-GAME BESTS

RECEPTIONS: 9 at Miami 12/7/97; at Green Bay 9/6/98
 RECEIVING YARDS: 174 vs. Chicago 9/22/96
 TOUCHDOWNS: 2 vs. Jacksonville 12/17/95; vs. Chicago 9/22/96
 LONG RECEPTION: 98t at Chicago 10/4/98

MORTON'S OFFENSIVE STATISTICS

1998 Date	Opp.	RECEIVING					RUSHING				
		No.	Yards	Avg.	Long	TD	No.	Yards	Avg.	Long	TD
9/6	@ GB	9	96	10.7	19	0	0	0	0.0	0	0
9/13	CIN	5	50	10.0	13	0	1	11	11.0	11	0
9/20	@ Min	5	57	11.4	17	0	0	0	0.0	0	0
9/28	TB	3	36	12.0	21	0	0	0	0.0	0	0
10/4	@ Chi	2	138	69.0	98t	1	0	0	0.0	0	0
10/15	GB	5	45	9.0	22	0	0	0	0.0	0	0
10/25	MIN	7	89	12.7	20	1	0	0	0.0	0	0
11/1	ARIZ	7	115	16.4	41	0	0	0	0.0	0	0
11/8	@ Phil	2	32	16.0	24	0	0	0	0.0	0	0
11/15	CHI	5	109	21.8	30	0	0	0	0.0	0	0
11/22	@ TB	5	49	9.8	16	0	0	0	0.0	0	0
11/26	PIT	4	53	13.3	26	0	0	0	0.0	0	0
12/6	@ Jax	1	31	31.0	31	0	0	0	0.0	0	0
12/14	@ SF	5	78	15.6	26	0	0	0	0.0	0	0
12/20	ATL	1	10	10.0	10	0	0	0	0.0	0	0
12/27	@ Balt	3	40	13.3	18	0	0	0	0.0	0	0
1998		69	1,028	14.9	98t	2	1	11	11.0	11	0
1994		3	39	14.0	18t	1	0	0	0.0	0	0
1995		44	590	13.4	32t	8	3	33	11.0	18	0
1996		55	714	13.0	62t	6	9	35	3.9	18	0
1997		80	1,057	13.2	73t	6	3	33	11.0	20	0
Career		251	3,428	13.7	98t	23	15	101	6.7	20	0

GAMES PLAYED/ STARTED: 1994 (14/0); 1995 (16/13) [1/1]; 1996 (16/15); 1997 (16/16) [1/1]; 1998 (16/16) [1/1]; 1998 (16/16) [2/2]

PRO: Has developed into one of the league's most efficient and productive receivers... Enters 1999 as one of only nine NFL receivers to record 1,000 receiving yards in each of the past two seasons... Will catch the ball anywhere on the field and routinely makes the acrobatic catch look easy... He and Herman Moore form one of the NFL's most potent wide receiving tandems leading the NFL with 335 combined receptions in 1997-98... Enjoyed breakthrough season in 1997 after moving from slot position in team's three-receiver set (where he played in 1994-96) to one of club's starting outside receivers... One of nine Lions in team history to record a 1,000-yard receiving season and one of only four to do so more than once (Terry Barr, Brett Perriman and Moore)... 251 career receptions already ranks ninth on Lions' all-time list... Lions first round selection in 1994 NFL Draft (21st overall pick). **1998:** Finished 1998 with 69 receptions for team-high 1,028 yards and two TD's... From Games 6-13, he either held or shared team-high in receptions six times... Eclipsed the 100-yard mark three times in '98 (nine in career), including season-high 138 yards at Chicago (10/4)... Tied career-high with nine receptions in season opener at Green Bay (9/6)... Included in effort at Chicago was a career-long 98-yard bomb for a touchdown, which is the second-longest pass play in Lions' history and was the longest play from scrimmage in the NFL in 1998... Other 100-yard outings came vs. Arizona (11/1) with seven catches for 115 yards and vs. Chicago (11/15) with five grabs for 109 yards. **1997:** Established himself as one of the

league's top up-and-coming receivers... He and Moore finished the year as the league's top pass catching tandem, combining for 184 receptions... The duo also was one of only five receiving pairs league-wide to both go over the 1,000-yard mark in receiving yardage (second-highest total with 2,350 combined yards)... Set career-highs with 80 receptions (fifth in NFC) and 1,057 yards, becoming the ninth Lion to go over the 1,000-yard plateau... Fourth straight year of increasing his reception and receiving yardage totals from the previous campaign... Recorded the fourth 100-yard outing of his career vs. Tampa Bay (9/7), including a then-career-long 73-yard TD connection... Caught five passes for 72 yards vs. N.Y. Giants (10/19), including a four-yard TD pass that tied the game with 1:55 remaining in regulation and sent the contest into overtime... Recorded back-to-back 100-yard outings for the first time in his pro career vs. Chicago (11/27) and at Miami (12/7)... Grabbed a team-high seven balls for 120 yards and a 50-yard TD bomb in contest vs. Bears; and caught the

attention of a national television audience with career-high nine catches for 171 yards and a TD in nail-biter vs. the Dolphins... Reeled in a team-high eight passes for 95 yards at Minnesota (12/14), just falling short of his third consecutive 100-yard receiving game... Led team with seven catches for 69 yards in Wild Card playoff contest at Tampa Bay (12/28).

1996: For third straight year, posted career-highs in receptions (55) and receiving yards (714)... Second season as starting slot receiver... Also placed second on team with six TD catches... Exploded for a career-high 174 yards on seven catches with two TD's vs. Chicago (9/22). One of his TD's against the Bears covered 62 yards, the Lions' longest pass completion of the season... Tied his then-career-high with eight grabs for 109 yards and a TD at Oakland (10/13), his second 100-yard game of the season and third of his career... Caught four passes for 68 yards vs.

Minnesota (12/8), including his sixth TD catch of the season. **1995:** Evolved into a much-broader role in Lions' top-rated offense as the season progressed... Caught 44 balls for 590 yards and career-high eight touchdowns in sophomore campaign... Started the year (first three games) as a back-up, but moved into a starting role prior to the team's fourth game... Also began the year as club's kickoff and punt return specialist, a role he relinquished soon after becoming more visible cog in Lions' offense. Returned 18 kickoffs for 390 yards (21.7 avg.) with a long of 32 yards, and seven punts for 48 yards (6.9 avg.) with a long of 16 yards... Netted a then-career-high five receptions for 43 yards vs. Cleveland (10/8)...

Concentrated on wide receiver responsibilities full-time during practice prior to game at Green Bay (10/15), responding with five grabs for then-career-high 62 and a 16-yard TD pass, his first of the season (second receiving TD in career)... Enjoyed what was then the best game of his short career at Washington (10/22), latching onto eight balls for 76 yards and a TD pass... Tallied the first 100-yard receiving game of his career (102 yards) on seven grabs on Thanksgiving Day vs. Minnesota (11/23), which included a 16-yard TD effort. In that game, he and teammates Moore and Brett Periman all went over 100 yards, the first time in franchise history that three receivers accomplished that feat in the same game. Also, following the contest, the three were the recipients of John Madden's Thanksgiving turkey on the field... Had first multi-touchdown performance of his career (from 23 and 17 yards) vs. Jacksonville (12/17), catching four balls on the day for 80 yards... Ended regular season with steady effort of four grabs for 64 yards and a five-yard TD strike (his fifth score in the last five games). **1994:** Played limited role during most of rookie campaign with three catches for 39 yards and a TD... Began to learn the slot position in Lions' offensive

scheme as season progressed... Ran 26 yards on a reverse on the opening kickoff at Dallas (9/19)... Made the first catch of his NFL career vs. Green Bay (12/4), a 17-yarder near the goal-line on third-down... Scored the first TD of his career vs. Minnesota (12/17), an 18-yard toss from Dave Krieg in heavy endzone traffic... Scored his second career TD at Miami (12/25) — a dazzling 93-yard kickoff return.

COLLEGE and PERSONAL: Established Pac 10 career records with 201 catches (receivers only) for 3,201 yards... Consensus All-American first-team selection as a senior in 1993... Unanimous All-Pac 10 first-team choice... Selected to participate in East-West Shrine Game and Hula Bowl... Won the Pop Warner Award as the most valuable senior football player on the West Coast... Was USC's team MVP in 1993 setting school season records with 78 catches for 1,373 yards (17.6 avg.) and 12 touchdowns that year... Set a Trojan game record with 15 receptions for 186 yards and three

touchdowns (tied record), in a 49-7 win over Houston... Hauled in eight passes for a school record 229 yards, including a 69-yard touchdown vs. Washington State... All Pac 10 second-team choice his junior year in 1992... Earned his degree in communications... All-American selection by Super Prep magazine at South Torrance (Cal.) High... Member of California Football's Scholar team... Also lettered in track, performing in the 100 (10.5) and 200 (21.6) meters...

• Morton's brother, Chad, is USC's starting tailback.
• Morton signed with the world-famous Ford Modeling Agency during the 1998 off-season.

Member of the Screen Actors Guild and American Federation of Television and Radio Association... Played himself in feature film "Jerry Maguire", with teammate Herman Moore also making a cameo... Appeared in music video "Turn Down the Lights" with Motown R & B artist Shanice Wilson in 1994... Was featured in a world-wide Nike print ad campaign during '96 off-season... Had roles in two additional videos during '96 off-season - Montell Jordan's "Something For The Honeyz" and Puff Johnson's "Forever More"... Also made an appearance in a music video by Toni Braxton... Active in several charitable organizations including DARE, Athletes and Entertainers for Kids and Big Brothers of America... In May 1999, appeared on television show, "Moesha"... Appeared in several episodes of "Young and the Restless" during '96 off-season... Featured on the cover of "In The Beginning 1998" calendar and in 1999 Alaya calendar... Attended a Japanese elementary school for three years (mother is Japanese-American)... Brother, Eric, played wide receiver at Dartmouth, and is attending medical school at George Washington after receiving his degree from Dartmouth in Biomedical Engineering... Brother, Chad, enters 1999 as USC's starting tailback... Enjoys art shows and has started his own art collection... Hobbies include reading, sport-nutrition research and cooking.

ADDITIONAL STATISTICS:

Kickoff returns — Total: 22 returns, 533 yards, 25.4 average, 93t long, 1 TD;

1995: 18 returns, 390 yards, 21.7 average, 32 long;

1994: 4 returns, 143 yards, 47.7 average, 93t, 1 TD.



Brock Olivo

FULLBACK

Missouri 2nd Year

Ht: 6-0 Wt: 232

Born: 6/24/76 (FA in '98)

26

**GAMES PLAYED/
STARTED:** 1998 (1/0)
TOTAL: (1/0)

PRO and 1998: Signed onto Lions' active roster on September 23, 1998 from the San Francisco 49ers' practice squad... After playing in his first game while on the roster in a special teams role (September 28, 1998 vs. Tampa Bay), was inactive for the next nine outings in '98... In lone game-action, made one tackle on special teams in game vs. Bucs... Was released on December 9, 1998, but re-signed onto Detroit's practice squad the following day... Originally signed as an undrafted free agent in April 1998 with the 49ers, where he spent the '98 training camp, preseason and first three weeks of the '98 campaign (practice squad).

COLLEGE and PERSONAL: Left Missouri as the school's all-time leader in rushing yards (3,026) and

• Olivo's father was a standout college quarterback at Miami (Fla.).

• Olivo is one of only seven football players at the University of Missouri to have his jersey retired.

all-purpose yards (3,475)... One of only seven players in school history to have his number retired... Also left Missouri tied for all-time lead with 27 touchdowns... Played in 44 consecutive games during college career... Voted the inaugural winner of the Mosi Tatupu Special Teams Player of the Year following his senior season at Missouri

(1997)... Participated in both the Hula Bowl and the East-West Shrine Game following his senior year... Four-time All-Conference selection during college... Rushed for 5,030 yards and 70 touchdowns at St. Francis Borgia High School in Washington, Missouri... Ran for 2,536 yards and 39 touchdowns as a prep senior in 1993... First-team All-State, All-Area and All-Metro selection that year as well... Also voted Missouri Prep Player of the Year by USA Today and Gatorade Circle of Champions... Father, David, was a college quarterback at Miami (Fla.)... Cousin, Scott Kowalkowski, is now a teammate of his with the Lions... Secondary education major at Missouri.

...



Kevin O'Neill

LINEBACKER

Bowling Green 2nd Year

Ht: 6-2 Wt: 249

Born: 4/14/75 (FA in '98)

59

**GAMES PLAYED/
STARTED:** 1998 (11/0)
TOTAL: (11/0)

PRO and 1998: Second-year linebacker who was one of two undrafted free agents to make Lions' opening day 53-man roster in 1998... Despite playing in only 11

games during rookie campaign, led club with 26 special teams tackles (no game-action on defense)... Played in the season's first six games, in addition to five of the last six outings — was inactive in the five other games in which he didn't see action... Led squad with four special teams stops in first career NFL game at Green Bay (9/6)... Had team-high five special teams

tackles in two games — at Minnesota (9/20) and at Jacksonville (12/6)... Tied for team-lead on two other occasions — vs. Tampa Bay (9/28) and vs. Green Bay (10/15) — three tackles in each game... Originally signed by Detroit as an undrafted free agent on April 24, 1998.

COLLEGE and PERSONAL: Three-year starter at Bowling Green who accumulated 462 tackles during his collegiate career (second in school history)... Originally a walk-on in 1993... Broke into the Falcons' starting lineup late in 1994, and started each of his last 36 games... Team captain in 1996-97 and team-leader in tackles in each of his final three collegiate seasons (1995-97)... First-team All-MAC pick in 1996-97, and first-team Academic All-MAC as a senior

• Despite being inactive for five contests during his rookie year in 1998, O'Neill led the Lions with 26 special teams tackles.

• O'Neill was one of only two undrafted rookie free agents to make the Lions' 53-man opening day roster (CB Lamar Campbell).

in '97... 133 tackles in '97 was second in MAC, in addition to 15 tackles for loss... Tallied 10-or-more tackles in 10 games in '97, including a high of 17 stops vs. Ohio ... Collected eight double-digit tackle-performances in '96... Played alongside his brother, Jim, who was also a starting inside linebacker in '96... Career-high 134 tackles as a sophomore in 1995, including career-best 18 stops vs. Toledo... Registered 14-or-more tackles in six games in '95... Started the final three games of the '94 campaign, and finished third on the squad with 75 tackles... Team MVP in 1992 at Walsh Jesuit (Twinsburg, Ohio) High School... All-Summit County, All-District and Northeast Ohio honorable mention accolades as a senior.



Dan Owens

DEFENSIVE TACKLE

Southern California 10th Year

Ht: 6-3 Wt: 277

Born: 3/16/67 (UFA in '98)

90

**GAMES PLAYED/
STARTED:** 1990 (16/12);
1991 (16/16) [2/2]; 1992
(16/4); 1993 (15/11) [1/0];
1994 (16/8) [1/0]; 1995
(16/0) [1/0]; 1996 (16/9);
1997 (15/15); 1998 11/11
TOTAL: (137/86) [5/2]

PRO: Signed as an unrestricted free agent on February 18, 1998 for second stint with the Lions... Played the first six seasons of his career in Detroit (1990-95) before signing as an unrestricted free agent with the Atlanta Falcons on March 27, 1996... Played with Falcons in 1996-97... Dependable, consistent lineman who can play a variety of roles along the defensive line... Originally a second round selection of the Lions in the 1990 NFL Draft (35th overall). **1998:** Started all 11 games at left defensive tackle in which he played and made 50 tackles and 2.5 sacks... Also rotated to defensive end at times in line's regular down-and-dis-

OWENS' SINGLE-GAME BESTS

TACKLES: 10 vs. San Francisco 12/2/96; at Philadelphia 11/8/98
SACKS: 2 (four times; Last at Arizona 12/21/97)
INTERCEPTIONS: 1 vs. Chicago 11/26/93; at San Diego 12/7/97
INTERCEPTION RETURN: 14 at San Diego 12/7/97

OWENS' DEFENSIVE STATISTICS

Year	TACKLES			Sacks		Int's		Passes Def.	Fumbles Rec./For.
	Total	Solo	Asst.	No/Yds	No/Yds	No/Yds	No/Yds		
1990 (Det.)	46	32	14	3/20	0/0	0/0	2	0/0	
1991 (Det.)	51	40	11	5.5/60	0/0	1	2/1		
1992 (Det.)	25	20	5	2/10	0/0	2	1/0		
1993 (Det.)	31	21	10	3/12	1/1	3	1/1		
1994 (Det.)	40	26	14	3/28	0/0	0	0/1		
1995 (Det.)	4	3	1	0/0	0/0	0	0/0		
1996 (Atl.)	65	33	32	5.5/23	0/0	1	1/0		
1997 (Atl.)	69	45	24	8/39	1/14	8	1/1		
1998 (Det.)	51	20	31	2.5/12.5	0/0	1	0/0		
Career	382	240	142	32.5/204.5	2/15	18	6/4		

tance rotation... Ended the season on Injured Reserve after suffering a fractured right knee in third quarter at Tampa Bay (11/22)... Placed on Injured Reserve the following day... Made seven tackles and shared a sack vs. Cincinnati (9/13)... Notched a sack vs. Green Bay (10/15)... Tied career-high with 10 tackles and recorded a sack at Philadelphia (11/8). **1997:** Produced best all-around season of his career, collecting career-highs with

eight sacks and 69 tackles... Also notched eight of his 18 career passes defended... A big part of Falcons' defense which set team record with 55 sacks (second in NFL)... Started all 15 games in which he appeared at right defensive tackle, missing only the game vs. New Orleans (11/23) with a knee injury... Had appeared in 63 consecutive games prior to missing game with Saints... Registered seven tackles in six of the first seven games of the season... During that streak, posted a sack vs. Carolina (9/7), at San Francisco (9/21), vs. Denver (9/28) and tied career-high with two sacks in back-to-back games — at New Orleans (10/12) and vs. San Francisco (10/19)... Coaches named him team's defensive player of the game for effort vs. 49ers... Recorded second career interception at San Diego (12/7) with a 14-yard return... Ended season with another two-sack performance at Arizona (12/21). **1996:** Began season as backup defensive lineman, but started nine of team's last 11 games... Posted then-career-high with 65 tackles (45 coming in final eight outings)... Also tied previous career-high with 5.5 sacks... In return to Silverdome, collected 1.5 sacks and five tackles at Detroit (10/6)... Had nine tackles and a sack at St. Louis (11/10)... Career-high 10 tackles and a sack vs. San Francisco (12/2). **1995:** Saw action in all 16 regular season games, but played only sparingly on defense (career-low four tackles)... Spent most of his time in special teams role during the year. **1994:** Started eight games at nose tackle (first five games of the season and at N.Y. Giants (10/30), at Green Bay (11/6) and vs. Tampa Bay (11/13))... Started training camp at right end, but moved to nose tackle after ankle injury to Marc Spindler... Recorded his first sack of the season vs. Chicago (10/23)... Tied then-career-high with eight tackles at N.Y. Giants (10/30), subbing for Spindler... Was in on two sacks (half each) and made six tackles vs. Tampa Bay (11/13)... Had one assist in NFC Wild Card playoff game at Green Bay (12/31). **1993:** Started the first 11 games of the season, but was hindered the rest of the year with a knee injury... Missed one game after injury and played reserve role in the other four contests... Enjoyed first multi-sack outing of career (two) and forced a fumble in season opener vs. Atlanta (9/5)... Season-high five stops at Green Bay (11/21)... Intercepted first pass of his career, had a sack and batted down a ball vs. Chicago (11/26) before leaving contest with an injured knee... Inactive vs. Minnesota (12/5) and played sparingly in the final four games of the season. **1992:** Saw action in all 16 games (four starts)... All four starts came at right end... Recorded both sacks on the year in back-to-back games in December — vs. Cleveland (12/13) and vs. Chicago (12/20). **1991:**

• In re-signing with the Lions in February 1998, Owens reunited with free safety Mark Carrier, with whom he played with while at USC.
 • Owens enjoyed a banner year with Atlanta in 1997, setting career-highs with 69 tackles, eight sacks and eight passes defended. He also recorded the second interception of his career.

Started every game for Detroit, including two playoff contests... Led defensive linemen with 51 tackles and was second on the squad with 5.5 sacks... Recorded first sack of the year at Chicago (11/3)... Recovered fumbles

in back-to-back weeks — at Tampa Bay (11/10) and vs. L.A. Rams (11/17)... Posted sacks in three consecutive weeks — at Minnesota (11/24), vs. Chicago (11/28) and vs. N.Y. Jets (12/8)... Set then-career-high with eight tackles and forced a fumble at Green Bay (12/15)... Had 1.5 sacks and seven tackles in regular season finale at Buffalo (12/22)... Five tackles and a sack vs. Dallas (1/5) in NFC Divisional playoff game... Three stops in NFC Championship Game at Washington (1/12). **1990:** Provided immediate impact as a rookie... Saw more playing time (12 starts) and registered more tackles (46) than any other first-year Lion... Named to Pro Football Weekly's All-Rookie Team... After

playing a backup role in season opener, he started vs. Atlanta (9/16) and at Tampa Bay (9/23) in place of Keith Ferguson at right end... Started the final 10 games of the year at left end... Also saw some time during rookie campaign at nose tackle... Big effort at Kansas City (10/14), stopping Chiefs' RB Christian Okoye on the goal-line on two consecutive plays... Collected first career sack at New Orleans (10/28)... Posted six tackles and another sack vs. Washington (11/4)... Then-career-high seven stops at N.Y. Giants (11/18) and equaled that total at Chicago (12/2), in addition to notching his third sack of the year:

COLLEGE and PERSONAL: Became first USC defender to start every game during his four-year career... During his college career, he totaled 338 tackles, 37 passes defended, 27 sacks, four fumble recoveries and four forced fumbles... Registered 12 sacks during his senior campaign in 1989, despite routine double-teaming... Honorable mention All-America pick by The Sporting News, Football News and The Poor Man's Guide to the NFL Draft in '89... As a junior in 1988, he earned honorable mention All-America status from The Sporting News and Associated Press, in addition to first-team All-Pac 10 mention... Has been active in the community during his pro career, including numerous visits to Detroit-area hospitals while with the Lions from 1990-95... Two-way lineman at La Habra (Calif.) High, where he was selected All-Orange County as a senior... Also lettered in track and won the 1983 league title in the shotput... Teammate of current Lions' S Mark Carrier while at USC... He and wife, Susie, have four children — Lainey, 7, Mackenzie, 5, Connor, 2 and Haley, 1.



Robert Porcher

DEFENSIVE END

South Carolina State 8th Year

Ht: 6-3 Wt: 282

Born: 7/30/69 (D-1 in '92)

91

GAMES PLAYED/

STARTED: 1992 (16/1)
1993 (16/5) [1/1]; 1994
(15/15) [1/1]; 1995 (16/16)
[1/1]; 1996 (16/16); 1997
(16/15) [1/1]; 1998 (16/16)
TOTAL: (111/84) [4/4]

PRO: In the prime of his career, Porcher has developed into one of the league's most productive and feared defensive ends... Voted to first career Pro Bowl following 1997 campaign, becoming the first Detroit defensive lineman to participate in the league's annual All-Star game since Jerry Ball in 1990-92... With his current three-year output (1996-98), has become the first Lion since Al "Bubba" Baker, (1978-81) to record double-digit sack totals in three consecutive years... One of Lions' team leaders on and off the field, as well as one of the club's most active members in charitable activities... After shifting back

to defensive end in 1996, he has notched 34 of his 51.5 career sacks in that span... Enters 1999 campaign ranking fifth on Detroit's all-time quarterback sack list, needing 12 sacks to leap into second-place... Four-time team sack leader, including the '93 campaign and each of the past three seasons... A starter for the Lions since late in his second pro year ('93)... Only missed one game in his first eight NFL seasons, and enters 1999 having played in 70 consecutive regular season outings... Has played in a variety of positions, including end and tackle in team's 3-4 alignment in first three years in the league... Starter at defensive tackle during 1995 in 4-3 set... Has become a very good run-stopper as well during the past few seasons... Lions' first round selection in the 1992 NFL Draft (26th overall). **1998:** Lions' starting left defensive end for all 16 games who finished season with

PORCHER'S SINGLE-GAME BESTS

TACKLES: 13 vs. Pittsburgh 11/26/98
SACKS: 3.5 vs. Indianapolis 11/23/97
INTERCEPTIONS: 1 vs. Green Bay 9/28/97

PORCHER'S 1998 DEFENSIVE STATISTICS

1998 Date	Opp.	TACKLES			Sacks No/Yds	Int's No/Yds	Passes Def.	Fumbles Rec./For.
		Total	Solo	Asst.				
9/6	@ GB	5	4	1	0/0	0/0	0	0/0
9/13	CIN	3	2	1	.5/1.5	0/0	0	0/0
9/20	@ Min	5	2	3	1/2	0/0	0	0/0
9/28	TB	5	3	2	1.5/14.5	0/0	0	0/1
10/4	@ Chi	1	0	1	0/0	0/0	0	0/0
10/15	GB	5	4	1	1/18	0/0	0	0/0
10/25	MIN	5	3	2	0/0	0/0	0	0/0
11/1	ARIZ	3	2	1	1/4	0/0	2	0/0
11/8	@ Phil	6	5	1	2/17	0/0	0	0/0
11/15	CHI	9	6	3	2/12	0/0	1	0/0
11/22	@ TB	4	1	3	0/0	0/0	0	0/0
11/26	PIT	13	8	5	0/0	0/0	0	0/0
12/6	@ Jax	5	3	2	0/0	0/0	0	0/0
12/14	@ SF	4	2	2	0/0	0/0	1	0/0
12/20	ATL	5	2	3	2.5/16.5	0/0	0	0/0
12/27	@ Balt	5	3	2	0/0	0/0	0	0/0
1998		83	50	33	11.5/85.5	0/0	4	0/1
1992		21	11	10	1/8	0/0	1	0/0
1993		47	37	10	8.5/53	0/0	3	0/1
1994		69	47	22	3/22	0/0	8	1/2
1995		51	29	22	5/38	0/0	2	0/1
1996		73	55	18	10/71	0/0	0	1/4
1997		83	51	32	12.5/75.5	1/5	1	0/2
Career		427	280	147	51.5/353	1/5	19	2/11

team-high 11.5 sacks, including four multiple-sack outings — third straight year as team sack leader... Also sixth on squad with 83 tackles, which equaled the career-high he set in 1997... Voted by teammates prior to the season as one of defensive co-captains for second straight year... Active night vs. Tampa Bay (9/28) with 1.5 sacks for 14.5 yards, five tackles and a forced fumble... 18-yard sack vs. Green Bay (10/15) was the team's longest of the year... Knocked down season-high two passes and had a sack vs. Arizona (11/1)... Enjoyed back-to-back two-sack games at Philadelphia (11/8) and vs. Chicago (11/15)... Career-high 13 tackles vs. Pittsburgh (11/26)... With two-sack performance vs. Atlanta (12/20), he became the first Lion to record double-digits in sacks in three consecutive seasons since Al "Bubba" Baker did so in four straight campaigns (1978-81)... Output vs. Falcons was

also the 12th game in his career with more than one sack. 1997: Outstanding all-around season culminating with first career trip to the Pro Bowl... Career-best 12.5 sacks, which ranked fifth in the NFL... Sack total was highest for a Lion since William Gay registered 13.5 sacks in 1983... 83 tackles were also a career-high... Collected a sack and made then-career-high nine tackles in the season opener vs. Atlanta (8/31) ... Had two sacks in the first two series (fourth multi-sack game of career) vs. Tampa Bay (9/7) before suffering an ankle injury in the midst of recording the second sack... Made first career interception vs. Green Bay (9/28)... Forced a fumble and recorded 1.5 sacks at Tampa Bay (10/12)... Career-high 10 tackles at Washington (11/9)... Exploded for career-high 3.5 sacks in Lions' eight-sack onslaught vs. Indianapolis (11/23)... Recovered a fumble and made three tackles in NFC Wild Card playoff game at Tampa Bay (12/28)... 1996: Move from tackle to left defensive end energized the Lions' defensive line... Had the best season of his career to date, recording personal-bests with 10 sacks and 73 tackles... Tied his then-career-high with eight tackles vs. Tampa Bay (9/8)... Recorded his first sack of the year at Philadelphia (9/15)... Had one sack among four tackles at Tampa Bay (9/29)... Notched two sacks and posted five tackles vs. Atlanta (10/6)... Matched his then-career-high with eight tackles, including a sack, vs. N.Y. Giants (10/27)... Posted sacks in each of the next two games — at Green Bay (11/3) and at San Diego (11/11)... Had a sack in three of the last four games of the season — vs. Kansas City (11/28), vs. Minnesota (12/8) and vs. Green Bay (12/15). 1995: Starter at defensive tackle in all 16 games, in addition to NFC Wild Card playoff contest... Registered 51 tackles, five sacks and a forced fumble... Collected his first two sacks of the season vs. Arizona (9/17)... Dropped Steve Young for a 10-yard loss vs. San Francisco (9/25)... Made a season-high six tackles in win vs. Cleveland (10/8)... Forced a fumble and made his fourth sack of the season vs. Tampa Bay (11/12)... Tied his season-high with six tackles in Thanksgiving Day win over Minnesota (11/23)... Made four tackles, including one sack, vs. Chicago (12/4)... Posted two tackles in NFC Wild Card playoff game at Philadelphia (12/30). 1994: Missed first half of training camp with knee injury and did not play until third preseason game... He and Kelvin Pritchett switched positions from previous season, with Porcher moving to left end and Pritchett moving to right end... Finished season with 69 tackles and three sacks... Became adept at knocking down pass attempts, leading linemen with a career-high eight passes defended for the season... Nagged much of the season with a sprained ankle that never fully healed... Started all but one game (vs. Tampa Bay on November 13) after re-spraining ankle the previous week at Green Bay (11/6)... Bounced back from chest injury suffered vs. Atlanta (9/4) the previous week and started at Minnesota (9/11) where he battered

• Following the 1997 season, Porcher became the first Lions' defensive lineman to play in the Pro Bowl since Jerry Ball in 1990-92.
 • Porcher (1996-98) is the first Lion since Al "Bubba" Baker (1978-81) to record three consecutive seasons of double-digit sack totals.

down three passes and made four solo tackles... Turned in one of the best performances of his career vs. Chicago (10/23), tying his then-career-highs with two sacks and eight tackles... Inactive vs. Tampa Bay (11/13) due to ankle injury (only game missed in career)... Double-teamed throughout the Thanksgiving Day game vs. Buffalo (11/24), helping Pritchett collect a career-high three sacks... Had the Lions' only sack and totaled five tackles at N.Y. Jets (12/10)... Played well in the season finale at Miami (12/25), recovering and forcing a fumble, defending a pass and making seven tackles... Shared the Lions' only sack (with Tracy Scroggins) and tied his then-career-high with eight tackles in NFC Wild Card playoff game at Green Bay (12/31). 1993: Emerged during sophomore campaign to lead club with 8.5 sacks, despite playing as a reserve for the first 12 games of the season (five starts)... Early in the year was used primarily in passing situations, but started the last four regular season games and NFC Wild Card playoff game... Had one sack and three tackles in the

season-opener vs. Atlanta (9/5)... Sacked Steve Beuerlein and caused a fumble on the Cardinals' next to last possession late in the fourth quarter vs. Phoenix (9/26)... Made his first start of the season vs. Seattle (10/17) as the Lions opened the game in a four-man line... Made his fourth sack of the season and four tackles at L.A. Rams (10/24)... Had 1.5 sacks and five tackles vs. Chicago (11/25)... Made his second start of the season at Phoenix (12/12), and set then-career-highs with two sacks (first career multi-sack outing) and eight tackles... Started his third straight game at Chicago (12/26), and tied his then-career-high with eight tackles... Batted a pass down that was intercepted by Pat Swilling in the fourth quarter, setting up the Lions' final touchdown vs. Green Bay (1/2)... Started NFC Wild Card playoff game vs. Green Bay (1/8), and made two tackles. 1992: Played in all 16 games (one start) as a rookie collecting 21 tackles and one sack... Played mostly in passing situations in pro debut at Chicago (9/6), but did not make a tackle... Recorded his first NFL sack and made two solo tackles at Washington (9/20)... Made his first professional start vs. New Orleans (10/4), making season-high five tackles (one solo) and defending a pass.

COLLEGE and PERSONAL: Earned All-American first-team honors from *The Poor Man's Guide* to the NFL Draft and Kodak, and was named the Division I-AA Defensive Player of the Year by the NFL Draft Report... Started and played every position on the defensive line as a senior at South Carolina State in 1991, recording 88 tackles (44 solo) with a league-leading 15 sacks and 24 stops behind the line of scrimmage... Credited with 16 quarterback pressures, nine forced fumbles and eight fumble recoveries as a senior as well... His 15 sacks were two shy of the school record set by former Giants' standout Harry Carson... Inducted into the South Carolina State

Athletic Hall of Fame in 1998... Sat out a year under NCAA rules after transferring from Tennessee State... Valuable performer on Tennessee State's defensive line as a sophomore in 1998, making 33 tackles (21 solo) with one sack and three tackles for losses... Graduated from South Carolina State with a degree in criminal justice... Concentrated on academics his first three years at Cainhoy (Wando, S.C.) High, not lettering in football until his senior year... Added a letter in basketball during his final campaign... His former teacher, Carolyn Barrett of Mount Pleasant, South Carolina, was one of the 10 finalists for the 1997 NFL Teacher of the Year Award... Spokesman for the state of Michigan's "Fatherhood Is Forever" campaign and "Fatherhood Initiative"... Lions' 1998-99 United Way spokesman... Named team's nominee for 1998 Sprint NFL Man of the Year, in which he was voted a finalist for the league-wide honor... Serves as a spokesman and on the Board of Directors for Detroit Police Athletic League... 1997 Honorary Chairperson for the Metro Detroit American Heart

Association Heart Walk... Honorary Chairperson for United Way's Black History Month celebration the last three years... Established Porcher and Friends Invitational Charities, which helps groups in South Carolina and Detroit... His charity held its first annual Celebrity Weekend in June 1998, with proceeds from a celebrity basketball game and black-tie dinner going to the Henry Ford Spinal Cord Research Center, the Robert Porcher, Jr. Scholarship Fund and to help fund a football camp the preceding week... Activities in 1999 to benefit his foundation included a free football camp for inner-city high school offensive and defensive linemen and a celebrity golf outing... Served as host at the 1995 "Boyz Night Out" program that mentors 300 middle-school boys in Detroit... Served as spokesmen and judge for the Lions' "Take a Player to School" essay contest... He and his wife, Kimberly, have a daughter Morgan Latreese, 3, and son, Robert IV, who was born in July 1998... Born Robert Porcher III in Wando, South Carolina.

ROBERT PORCHER'S CAREER MULTI-SACK GAMES

Opponent	Sacks	Date
1. CHICAGO	1.5	11/25/93
2. at Phoenix	2	12/13/93
3. CHICAGO	2	10/23/94
4. ARIZONA	2	9/17/95
5. ATLANTA	2	10/6/96
6. TAMPA BAY	2	9/7/97
7. at Tampa Bay	1.5	10/12/97
8. INDIANAPOLIS	3.5	11/23/97
9. TAMPA BAY	1.5	9/28/98
10. at Philadelphia	2	11/8/98
11. CHICAGO	2	11/15/98
12. ATLANTA	2.5	12/20/98



Kelvin Pritchett

DEFENSIVE TACKLE

Mississippi 9th Year

Ht: 6-3 Wt: 319

Born: 10/24/69 (UFA in '99 - Jax.)

93

GAMES PLAYED/

STARTED: 1991 (16/0) [2/0]; 1992 (16/15); 1993 (16/5) [1/1]; 1994 (16/15) [1/1]; 1995 (16/16); 1996 (13/4) [3/0]; 1997 (8/5); 1998 (15/9) [2/2]
TOTAL: (116/69) [9/4]

PRO: Re-signed with Detroit on April 23, 1999 for second stint with club... Played with the Jacksonville Jaguars from 1995-98 after spending his first four seasons in the NFL with the Lions... Had signed with Jacksonville on March 11, 1995... Rugged veteran defensive lineman who has played predominantly at defensive tackle during his pro career, but can move outside in a pinch... Started 34 regular season games in four years with the Jaguars, and started 35 games in 1991-94 with the Lions... Saw time both at tackle and end in Lions' 3-4 alignment in first stint in Detroit, but is more of an interior player at this point of his career... Has amassed 27 sacks in his career to go along with 421 tackles... Originally selected by the Dallas Cowboys in the 1991 NFL Draft (20th overall), but was acquired by the Lions in a draft-day trade. **1998:** Started nine of 15 regular season games in which he played, sitting out only the regular season opener at Chicago (9/6) nursing a hyperextended elbow suffered in preseason... Started both of the Jaguars' playoff games at left defensive tackle (14 tackles in two games)... Registered 37 tackles and three sacks during '98 campaign... Broke into starting lineup for game vs. Baltimore (9/20) and started the next four games before suffering a sprained ankle at Buffalo (10/18)... Notched a sack in each of his first two starts of the year — vs. Baltimore (9/20) and at Tennessee (9/27)... Reserve role in five games follow-

PRITCHETT'S SINGLE-GAME BESTS

TACKLES: 10 (four times; Last three in 1995)
SACKS: 3 vs. Buffalo 11/24/94; vs. Cincinnati 10/5/97

PRITCHETT'S DEFENSIVE STATISTICS

1998 Date	Opp.	TACKLES			Sacks	Int's	Passes	Fumbles	Spec. Teams
		Total	Solo	Asst.	No/Yds	No/Yds	Def.	Rec./For.	Tackles
9/6	@ Chi	INACTIVE							
9/13	KC	3	2	1	0	0/0	0	0/0	0
9/20	BALT	4	2	2	1	0/0	0	0/0	0
9/27	@ Tenn	2	2	0	1	0/0	0	0/0	0
10/12	MIA	2	2	0	0	0/0	0	0/0	0
10/18	@ Buf	0	0	0	0	0/0	0	0/0	0
10/25	@ Den	2	1	1	0	0/0	0	0/0	0
11/1	@ Balt	3	2	1	0	0/0	0	0/0	0
11/8	CIN	1	0	1	1	0/0	0	0/0	0
11/15	TB	3	3	0	0	0/0	0	0/0	0
11/22	@ Pit	2	1	1	0	0/0	0	0/0	0
11/29	@ Cin	5	3	2	0	0/0	0	0/0	0
12/6	DET	1	0	1	0	0/0	0	0/0	0
12/13	TENN	2	1	1	0	0/0	0	0/0	0
12/20	@ Min	2	1	1	0	0/0	0	0/0	0
12/28	PIT	5	3	2	0	0/0	0	0/0	0
1998		37	23	14	3/18	0/0	0	0/0	0
1991 (Det.)		26	20	6	1.5/6	0/0	1	0/0	8
1992 (Det.)		59	38	21	6.5/43	0/0	0	0/1	1
1993 (Det.)		42	33	9	4/26	0/0	0	0/0	0
1994 (Det.)		73	41	32	5.5/50	0/0	1	1/0	0
1995 (Jax.)		101	50	51	1.5	0/0	0	1/0	0
1996 (Jax.)		39	17	22	2	0/0	0	2/0	0
1997 (Jax.)		44	20	24	3	0/0	0	1/0	0
Career		421	242	179	27	0/0	2	5/1	9

ing the sprained ankle with his third sack of the season coming vs. Cincinnati (11/8)... Leaped back into the starting lineup at left defensive tackle for the season's final five regular season games... Tied his regular season-high with five tackles at Cincinnati (11/27) and vs. Pittsburgh (12/28) in regular season finale... Recorded six tackles in AFC Wild Card playoff matchup vs. New England (1/3)... Season-high eight stops in AFC Divisional playoff game at N.Y. Jets (1/10). **1997:** Started five of his eight games played, but missed the second half of the season after tearing the anterior cruciate ligament in his knee... Recorded 44 tackles and three sacks prior to his injury... Reserve role in the season's first three contests who started his final five outings of '97 at defensive tackle... In first start of the year at Washington (9/28), he recorded nine tackles and a fumble recovery on the game's first

play from scrimmage... Huge game vs. Cincinnati (10/5) with team-record and career-high-tying three sacks... Started the next three games, but injured his knee in practice on October 30, and underwent surgery and was placed on Injured Reserve five days later. **1996:** Started four of 13 games played, making 39 tackles and two sacks... Three

games missed in '96 were the first games in his career in which he didn't play... Did not start vs. Houston (9/8), breaking a string of 32 consecutive starts...

Suffered a strained groin in game with the Oilers and missed the next game at Oakland (9/15)... Returned to the lineup the following week at New England (9/22) and recorded first sack of the season and season-high seven tackles... Aggravated the groin pull at New Orleans (10/6) and was inactive the next two games... Big play at Baltimore (11/24) when he recovered an Ernest Byner fumble in overtime that set up the game-winning field goal... Recorded second sack of the season at Houston (12/8)... Played reserve

role in all three of the Jaguars' playoff games in '96 and made five tackles. **1995:** One of five players to start all 16 games in Jaguars' inaugural season... Played mostly at left defensive tackle, but also saw some time at defensive end... Jaguars' third-leading tackler with career-high 101 stops (tops among defensive linemen) and 1.5 sacks... Big play vs. Cleveland (10/22) when he recovered a fourth quarter Leroy Hoard fumble at the Jaguars' 19-yard line to preserve a victory. Registered three games of 10 tackles and never made less than three tackles in a single game... Only full sack of '95 came at Tampa Bay (11/19). **1994:** In final season of first stint in Detroit, started 15 of 16 games (plus play-off contest) at right defensive end in Lions' 3-4 alignment (flipped sides with Robert Porcher)... Finished '94 with 5.5 sacks (second on squad) and then-career-high 73 tackles (sixth on club)... Sat out much of '94 training camp due to a contract holdout, and did not start the regular season opener vs. Atlanta (9/4)... Started the remaining 15 outings of the season, with the highlight coming on Thanksgiving Day when he recorded his first three-sack performance of career vs. Buffalo (11/24). **1993:** Started the last five games of the regular season (plus NFC Wild Card playoff game) at left defensive end in Lions' 3-4 alignment... Backup role along the defensive line in the season's first 11 games... Registered 42 tackles and four sacks on the year... Recorded a sack among three tackles vs. Phoenix (9/26)... Recorded the Lions' lone sack on

• Pritchett and only three other current Lions' teammates resided on the 1991 Detroit roster (Barry Sanders, Herman Moore and Dan Owens).

• Pritchett has recorded three sacks in a game twice in his career — vs. Cincinnati on October 5, 1997 (while with Jacksonville) and on Thanksgiving Day in 1994 (November 24) vs. Buffalo at the Silverdome.

Halloween Night at Minnesota (10/31)... Made first start of '93 season vs. Minnesota (9/6) and had eight tackles... Second career two-sack performance came at Phoenix (12/12)... Also made a tackle for a three-yard loss on second-and-goal from the Detroit one-yard line on the Cardinals' last possession of the

game... Led team with a career-high 10 tackles at Chicago (12/26)... Three tackles in NFC Wild Card playoff game vs. Green Bay (1/8). **1992:** Started 15 of team's 16 games (only start he missed was season opener at Chicago)... Career-high 6.5 sacks to go along with 59 tackles... First pro start came vs. Minnesota (9/13), when he made five tackles and forced a fumble... First sack of '92 came vs. New Orleans (10/4)... Also notched sacks at Minnesota (10/15), vs. Green Bay (11/1) and at Pittsburgh (11/15)... First career two-sack outing came at Cincinnati (11/22)... Tied season-high with six tackles vs. Houston (11/26)... Last sack of the season came at Green Bay (12/6). **1991:** Saw action in every

game as a rookie as a reserve along the defensive line recording 26 tackles and 1.5 sacks... Began seeing more playing time as the season progressed... First career sack came vs. Dallas (10/27) when he ripped down Troy Aikman for a four-yard loss... Had season-high seven tackles vs. N.Y. Jets (12/8)... Made two tackles in NFC Divisional playoff game vs. Dallas (1/5).

COLLEGE and PERSONAL: Was voted to Mississippi's "Team of the Century" (1893-1993) in a vote by Ole Miss fans in 1994... Named second-team All-American as a senior in 1990 by The Poor Man's Guide to the NFL Draft and third-team by Associated Press and Football News... First-team All-SEC as a senior... Played right defensive end for the Rebels as a senior and collected 91 tackles (fourth on squad) and was second on the team with eight sacks... Also led Ole Miss with 22 tackles for loss in '90... First-team All-State pick and Atlanta Journal-Constitution first-team All-City choice at Therrell (Atlanta, Ga.) High School... Recorded 100 tackles and 18 sacks as a prep senior... Played in both the Georgia All-Star Game and the Georgia-Florida All-Star Classic prior to enrolling at Mississippi... Sponsored a shopping spree for 20 disadvantaged youth in December 1995 in Jacksonville... Secondary education major at Ole Miss... Born Kelvin Bratodd Pritchett in Atlanta, Ga.



Tony Ramirez

TACKLE

Northern Colorado 3rd Year

Ht: 6-6 Wt: 305

Born: 1/26/73 (D-6 in '97)

75

GAMES PLAYED/

STARTED: 1997 (2/0); 1998 (16/7)

TOTAL: (18/7)

PRO: Backup tackle during rookie season in 1997 who was inserted into the starting lineup midway through the '98 campaign at right tackle (seven games)... Tough, physical player who has improved a great deal since entering the NFL... Coaches like his long-term potential, given his relative inexperience and small-college background... Also can comfortably slide over to guard... The Lions' sixth round draft choice in 1997 (168th overall).

1998: Embroiled in two-way duel in training camp for team's starting right tackle spot, which eventually was given to Larry Tharpe... Alternated by series with Tharpe at right tackle in first five games of the season, and also saw backup action at Philadelphia (11/8)... Inserted into the starting lineup at right tackle vs. Chicago (11/15) and never relinquished the role...

Stayed on the field for every play during the seven-game starting span and played well throughout the period, especially late in the season. **1997:** Earned backup spot at tackle in training camp and appeared in two games during rookie campaign... Either inactive or did not play in season's first 13 games... Saw action in two of the last three contests of the year — replaced injured

Tharpe at right tackle for a series at Miami (12/7) and played on special teams at Minnesota (12/14)... Inactive for the season finale vs. N. Y. Jets (12/21) and for NFC Wild Card playoff game at Tampa Bay (12/28).

COLLEGE and PERSONAL: All-American first-team selection by The Poor Man's Guide to the NFL Draft and the Associated Press in 1996... All-North Central Conference first-team pick as a senior... Lined up at strong-side tackle in '96, grading 86 percent for blocking consistency as he had 106 knockdown

blocks and the team averaged 186.9 yards rushing per game... All-NCC honorable mention pick in 1995 as a junior... Recipient of the Vic Nottingham Offensive Award in '95... Started nine games in '95, providing superb pass protection as the team averaged 220.5 passing yards per game... Started every game in 1994 as a sophomore, helping the team average 406.5 yards per game in total offense... Played in a reserve role as a redshirt freshman in 1993...

All-Conference selection as a lineman on the grid team at Northglenn (Colo.) High as a junior in 1990... Attended high school at Lincoln (Neb.) High as a senior in 1991... Sociology major at Northern Colorado... Son of Karen Forster-Lised and George Ramirez... Born in Lincoln, Nebraska.

- Ramirez was a member of Northern Colorado's 1996 national championship team.
- Ramirez started the first games of his career at right tackle for 1998's final seven contests.



Walter Rasby

TIGHT END

Wake Forest 6th Year

Ht: 6-3 Wt: 251

Born: 9/7/72 (UFA in '98)

89

**GAMES PLAYED/
STARTED:** 1994 (2/0);
1995 (9/2); 1996 (16/1)
[2/0]; 1997 (14/2); 1998
(16/16)
TOTAL: (57/21) [2/0]

PRO: Signed with Lions as an unrestricted free agent April 13, 1998 after spending 1995-97 with the Carolina Panthers and playing his rookie season in 1994 with the Pittsburgh Steelers...

Tough, rugged run blocker who started all 16 games in first year in Detroit... One of the Lions' most unsung free agency acquisitions spanning the last couple of years... Originally signed with the Steelers as an undrafted free agent from Wake Forest in 1994. **1998:** Lions' starting tight end in 1998 who set career-highs with 15 receptions for 119 yards and a TD — caught only six passes in first four seasons in the league... Led club in receptions in two games in '98 — at Chicago (10/4) and vs. Atlanta (12/20)... Remained the team's starter in the second half of 1998 despite projected starter David Sloan's return from PUP in mid-season...

Once Sloan returned, was used more as a blocker than as a receiver... Career and team-high five receptions for 39 yards (also a career-high) at Chicago (10/4)... Caught first career touchdown pass at Tampa Bay (11/22) on a three-yard play-action toss in the end zone... Team-high four receptions for 34 yards vs. Atlanta (12/20) — second game in '98 leading team in catches. **1997:** Backup to Pro Bowl

TE Wesley Walls who started two games when Panthers began game with two tight ends... Played in first 14 games of the season, predominantly as blocking tight end and on special teams... Made lone catch of the season (one yard) at Dallas (12/8), but left game afterward with sprained knee... Placed on

RASBY'S SINGLE-GAME BESTS

RECEPTIONS:	5 at Chicago 10/4/98
RECEIVING YARDS:	39 at Chicago 10/4/98
LONG RECEPTION:	17 vs. Chicago 11/15/98
TOUCHDOWNS:	1 at Tampa Bay 11/22/98

RASBY'S OFFENSIVE STATISTICS

Year	Receptions	Yards	Average	Long	TD's
1994 (Pitt.)	0	0	0.0	0	0
1995 (Car.)	5	47	9.4	15	0
1996 (Car.)	0	0	0.0	0	0
1997 (Car.)	1	1	1.0	1	0
1998 (Det.)	15	119	7.9	17	1
Career	21	167	8.0	17	1

Injured Reserve two days later. **1996:** Played in all 16 regular season games for Panthers (one start), in addition to both playoff contests... Big part of Panthers' improved ground game, with backs eclipsing the 100-yard plateau in 10 of 16 regular season games... Only start came at Jacksonville (9/29). **1995:** Signed with Panthers on October 17 after being released by the Steelers during training camp... Ended season in Carolina by playing in nine contests (two starts)... Collected five receptions for

47 yards and a two-point conversion on the year... First NFL start came at New Orleans (11/26), catching one pass for nine yards and the first two-point conversion in team history in that contest... Also started vs. Indianapolis (12/3), grabbing one reception for 11 yards. **1994:** Made Steelers' 53-man roster coming out of training camp after signing with the club as an undrafted rookie free agent... Played in two games (special teams) and was inactive for the other 14 regular season outings...

Saw first pro action vs. Miami (11/20) and made one special teams tackle... Also played in regular season finale at San Diego (12/24), and was active, but did not play in the AFC Championship Game vs. San Diego (1/15).

• Rasby was a member of the Pittsburgh Steelers' squad that battled Bobby Ross' San Diego Chargers in the 1995 AFC Championship Game.

• After starting only five games in his first four years in the NFL, Rasby started all 16 contests for the Lions in 1998.

COLLEGE and PERSONAL: Led Wake Forest in receptions as a senior in 1993 with 32 catches for 247 yards... Had accumulated only six catches for 90 yards in his previous three years as a reserve... Received the team's Bill George Award as a senior, given annually to the Demon Deacon's top lineman... Two-sport athlete at Washington (N.C.) High School,

also playing forward on the basketball team... Named to Charlotte Observer's Top 25 list as a prep senior... Speaker in Lions' school assembly and hospital visit programs... Majored in speech communications... He and his wife, Cortney, live in Charlotte... Born Walter Herbert Rasby.



Travis Reece

FULLBACK

Michigan State 2nd Year

Ht: 6-3 Wt: 251

Born: 4/3/75 (FA in 1998)

36

GAMES PLAYED/STARTED: 1998 (3/0)
TOTAL: (3/0)

PRO and 1998: Undrafted rookie free agent who spent majority of 1998 on Lions' practice squad... Served two stints on team's active roster, with first trip beginning on September 18... Forced into backfield action for two-week span (Games 3-4) because of injuries to starter Tommy Vardell (knee) and backup Cory Schlesinger (ankle), in addition to work on special teams... Released from 53-man roster on October 5 and was re-signed to practice squad two days later... Made second trip to 53-man roster on December 23 after spending previous ten weeks on practice squad... Saw action in third game of the season with special teams duty in season finale at Baltimore (12/27).

COLLEGE and PERSONAL: Predominantly a blocking-back who helped pave the way for Michigan State tailbacks to gain 1,951 yards rushing as a senior in 1997, and 2,009 yards rushing as a junior in 1996... Presented with the MSU Danziger Award in '97 as the

squad's most outstanding Detroit-area player... Rushed 34 times for 125 yards during his career... Started three games (appeared in 11) and had 10 carries for 33 yards as a senior... Gained 44 yards and scored two TD's on the ground in 12 carries as a junior... Saw action in all 12 contests (five starts) as a sophomore in 1995, with three of the starts coming at outside linebacker... Had 19 tackles in '95, including career-high eight stops vs. Purdue... Also recovered a fumble in '95 contest vs. Nebraska... Played in seven games at fullback (one start) as a true freshman in

1994, rushing four times for 15 yards... First-team All-State and All-Public League pick at Denby (Detroit, Mich.) High School in 1993... Ranked as the Midwest's No. 4 prep fullback by talent evaluator Tom Lemming coming out of high school... Rushed for 1,150 yards and 15 touchdowns as a prep senior in 1992, as well as playing linebacker (35 tackles)... Also lettered in 1993 for Denby's basketball squad.

• Besides his full-back duties, Reece spent time as a linebacker during his freshman and sophomore campaigns at Michigan State.

• Among the players Reece helped create running room for while in college was Lions' rookie RB Sedrick Irvin.



Ron Rice

SAFETY

Eastern Michigan 5th Year

Ht: 6-1 Wt: 217

Born: 11/9/72 (FA in '95)

28

**GAMES PLAYED/
STARTED:** 1995 (0/0);
1996 (13/2); 1997 (12/8)
[1/1]; 1998 (16/16)
TOTAL: (41/26) [1/1]

PRO: Lions' mainstay at strong safety, having started the last 24 regular season games at that slot heading into the 1999 season... After playing minimally in the first 2 1/2 of his career, has now entered an advanced stage in his career, and is looked upon as one of the squad's most talented young playmaking defenders... Has always possessed the physical tools to be effective in the NFL, but now has attained a good level of on-field experience, which coaches feel should lead to a long, productive career... Able to play either safety spot, although strong safety is where he currently projects... Can cover a lot of ground in both run support and pass coverage with impressive speed-size ratio... Originally signed as an undrafted free agent April 24, 1995. **1998:** Started all 16 games at strong safety for first time in his career and finished second on squad with career-high 121 tackles, in addition to 3.5 sacks and sharing team-lead with three interceptions... Five games of double-digit tackles in '98... All of his sacks came on blitzes and occurred in the season's final five outings... Also chipped in with eight special teams tackles... Got off to a quick start with 10 tackles at Green Bay (9/6)... Made first interception of the season (25-yard return) vs. Tampa Bay (9/28)... In addition to compiling 11 stops at Chicago (10/4), he forced a fumble deep in Lions' territory... Notched 10 tackles vs. Minnesota (10/25)... Made key interception at Tampa Bay (11/22) in Lions' end zone shortly before the game's two-minute warning with the Bucs third-and-six from the Detroit 11-yard line

RICE'S SINGLE-GAME BESTS

TACKLES: 16 at Washington 11/9/97
SACKS: 1.5 vs. Atlanta 12/20/98
INTERCEPTIONS: 1 (four times; Last at San Francisco 12/14/98)
INTERCEPTION RETURN: 25 vs. Tampa Bay 9/28/98

RICE'S DEFENSIVE STATISTICS

1998 Date	Opp.	TACKLES			Sacks No/Yds	Int's No/Yds	Passes Def.	Fumbles Rec./For.	Spec.Teams Tackles
		Total	Solo	Asst.					
9/6	@ GB	10	8	2	0/0	0/0	0	0/0	0
9/13	CIN	7	6	1	0/0	0/0	0	0/0	0
9/20	@ Min	3	3	0	0/0	0/0	1	0/0	0
9/28	TB	6	2	4	0/0	1/25	1	0/0	0
10/4	@ Chi	11	9	2	0/0	0/0	0	0/1	2
10/15	GB	9	3	6	0/0	0/0	1	0/0	0
10/25	MIN	10	9	1	0/0	0/0	0	0/0	3
11/1	ARIZ	6	5	1	0/0	0/0	0	0/0	1
11/8	@ Phil	9	5	4	0/0	0/0	0	0/0	2
11/15	CHI	4	4	0	0/0	0/0	1	0/0	0
11/22	@ TB	8	4	4	0/0	1/0	2	0/0	0
11/26	PIT	4	4	0	1/1	0/0	0	0/0	0
12/6	@ Jax	9	6	3	1/7	0/0	0	0/0	0
12/14	@ SF	11	7	4	0/0	1/0	1	0/0	0
12/20	ATL	12	7	5	1.5/6.5	0/0	0	0/0	0
12/27	@ Balt	2	2	0	0/0	0/0	0	0/0	0
1998		121	84	37	3.5/14.5	3/25	7	0/1	8
1995		0	0	0	0/0	0/0	0	0/0	0
1996		42	30	12	0/0	0/0	3	0/0	10
1997		73	48	25	1/1	1/18	3	0/0	5
Career		236	162	74	4.5/15.5	4/43	13	0/1	23

and trailing 28-25... Had a sack in back-to-back games vs. Pittsburgh (11/26) and at Jacksonville (12/6)... Back-to-back double-digit games in tackles at San Francisco (12/14) with 11 stops and vs. Atlanta (12/20) with a season-high 12 tackles... Also registered career-high 1.5 sacks in game vs. Falcons. **1997:** Starter at strong safety in final eight regular season games and NFC Wild Card playoff game at Tampa Bay (12/28)... Was playing in nickel situations and struggled with an assortment of minor injuries during the first half of the season... Finished the season with a then-career-high 73 tackles, one sack and the first interception of his career... Injured his ankle on the opening kickoff vs. Tampa Bay (9/7), which started a string of four straight games of inactivity... First start of the year came at Green Bay (11/2)... In second start of the year, notched a career-high 16 tackles at Washington (11/9)... Recorded his second game with double digit

tackles (11) at Miami (12/7)... Came up big in regular season finale vs. N.Y. Jets (12/21) with first career interception (18 yards) deep in Lions' territory and first career sack on a Neil O'Donnell scramble...

Intercepted a pass, broke up another and made five tackles in NFC Wild Card playoff contest at Tampa Bay (12/28). **1996:** Saw extensive playing time in the backfield in dime situations and on special teams in 13 games... Made two starts, the first of his career...

Hampered by ankle injury in the beginning of the year, forcing him to miss three games... Notched six tackles and chipped in three stops on special teams to earn the "Prime Predator" award as the club's top special teams performer vs. Chicago (9/22)... Made his first career start (at free safety) at

Green Bay (11/3) and notched seven tackles and a pass break-up... Missed contests at San

Diego (11/11) and at Chicago (11/24) with an ankle injury...

Returned to the lineup and made four tackles vs. Kansas City (11/28)... Started for the second time (in place of the injured Bennie Blades at strong safety) and contributed five tackles at San Francisco (12/23).

1995: Signed as an undrafted rookie free agent following the 1995 NFL Draft... Waived

August 18, but was signed to Lions' Practice Squad on August 29...

Spent first eight games of '95 regular season on practice squad... Signed to Detroit's 53-man roster on November 1 after TE Ron Hall was placed on Injured Reserve... Was inactive for each of Lions' final eight regular season games, and NFC Wild Card playoff game at Philadelphia (12/30).

• Rice had a big impact in Detroit's playoff-clinching win over the New York Jets on December 21, 1997. He recorded both his first career sack and interception in the contest.

• Rice ranked second on the Lions with a career-high 121 tackles in 1998.

COLLEGE and PERSONAL: Earned four letters at Eastern Michigan... Played in 40 games with 38 starts... Ended his collegiate career ranked sixth on the school's all-time tackle list with 325 (second on career list with 187 solo tackles)... Intercepted eight passes in his career... Named first-team All-MAC following his senior year in 1994... Played in all 11 games (10 starts) that year... Was second on team with 93 tackles during his senior campaign... Started club's first nine contests as a junior in 1993, missing the final two games due to an injury... Started all 11 games as a sophomore in 1992 - was second on team with 99 tackles and a team-record 10 pass deflections...

Returned 10 kickoffs for 231 yards as a sophomore as well... Led the MAC and ranked second in Division 1-A in kick-off returns with 11 for 319 yards (29.0 avg.) in 1991 as a freshman... Saw action in nine games that year, starting eight at safety... Redshirted in 1990... Earned his degree from Eastern Michigan in criminal justice... Played defensive back and quarterback at University of Detroit Jesuit High... Named first-team All-Catholic, honorable mention All-Metro and honorable mention All-State by the Detroit Free Press following his senior year in 1989... Named first-team All-Metro by the Detroit

News and special mention Class A All-State by United Press International... Participant in Lions' school assembly program... Hosted a celebrity All-Star basketball game in Flint, Michigan in April 1998 with proceeds going to local DARE outlets.



Ron Rivers

RUNNING BACK

Fresno State 5th Year

Ht: 5-8 Wt: 207

Born: 11/13/71 (FA in '94)

34

**GAMES PLAYED/
STARTED:** 1994 (0/0);
1995 (16/0) [1/0]; 1996
(15/0); 1997 (16/0) [1/0];
1998 (15/0)

TOTAL: (62/0) [2/0]

PRO: Veteran running back who has proven in limited play during his career to be a solid back-up to Barry Sanders... In spot rushing duty from 1995-98, has gained 427 yards and three touchdowns in 85 carries (5.0 avg.)... Also is an excellent special teams player, as he was named Lions' Special Teams MVP following both the 1995 and 1998 seasons... Signed by the Lions as a free agent in 1994 after being waived by San Diego that year in training camp... Originally signed by Chargers as a rookie free agent in April 1994. **1998:** Fourth straight year as primary backup to Barry Sanders as well as serving as one of squad's most productive special teams players (23 tackles was second on the team)... Rushed for 102 yards in 19 carries on the year, including a career-long 36-yard touchdown romp at Tampa Bay (11/22) — third rushing TD of his career... Also caught three passes for 58 yards out of the backfield in '98... Voted by teammates as the club's Yale Lary Special Teams MVP for the second time in the past four campaigns... Season-high four carries in games vs. Tampa Bay (9/28) and vs. Chicago (11/15)... First multi-reception game of his career came at San Francisco (12/14) with two grabs for a career-high 52 yards, including one reception of 38 yards... Career-high five special teams tackles vs. Minnesota (10/25)... Also had two games with four special

RIVERS' SINGLE-GAME BESTS

RUSHING ATTEMPTS:	11 vs. Jacksonville 12/17/95
RUSHING YARDS:	59 vs. Jacksonville 12/17/95
RUSHING TD'S:	1 (three times; Last at Tampa Bay 11/22/98)
LONG RUSH:	38t at Tampa Bay 11/22/98
RECEPTIONS:	2 at San Francisco 12/14/98
RECEIVING YARDS:	52 at San Francisco 12/14/98
LONG RECEPTION:	38 at San Francisco 12/14/98
TOTAL YARDS:	64 vs. Jacksonville 12/17/95
TOTAL TD'S:	1 (three times; Last at Tampa Bay 11/22/98)
KICKOFF RETURNS:	3 at Washington 10/22/95
KICKOFF RETURN YARDS:	93 at Washington 10/22/95
LONG KICKOFF RETURN:	51 at Washington 10/22/95

RIVERS' OFFENSIVE STATISTICS

Year	No.	RUSHING				RECEIVING				Spec. Teams	
		Yds	Avg.	Lg	TD	No.	Yds	Avg.	Lg	TD	Tackles
1994	0	0	0.0	0	0	0	0.0	0	0	0	0
1995	18	73	4.1	19	1	0	0.0	0	0	0	18
1996	19	86	4.5	26	0	2	28	14.0	19	0	7
1997	29	166	5.7	31	1	0	0	0.0	0	0	20
1998	19	102	5.4	36t	1	3	58	19.3	38	0	23
Career	85	427	5.0	36t	3	5	86	17.2	38	0	68

teams stops — vs. Cincinnati (9/13) and at Chicago (10/4)... Missed his first game since 1996 in the season finale at Baltimore (12/27). **1997:** Backup to Sanders at running back and a key contributor on special teams (fourth on squad with 20 tackles)... Gained career-high 166 yards and a TD in 29 carries on the season...

Season-high seven carries (for 15 yards) at Chicago (9/14)... Gained a season-high 51 yards in four carries vs. Minnesota (11/16) — also had then-career-long 31-yard rush in game vs. Vikings... Scored second career touchdown on a 13-yard scamper vs. Chicago (11/27)... Ran 17 yards to gain a first down on his only carry (on a fake punt) in NFC Wild Card playoff game at Tampa Bay (12/28). **1996:** Accumulated 86 yards in 19 carries in reserve duty backing up Sanders... Rushed nine times for 57 yards (two short of his career-high) at Tampa Bay (9/29), as he saw his most extensive playing time of the season... Was inactive vs. Seattle (11/17) due to calf injury sustained at San Diego (11/11). **1995:** Stepped to forefront during training camp emerging as Sanders' primary backup at running back... Gained 73 yards on 18 carries and scored one

- Rivers has been voted by his teammates as the Lions' Special Teams MVP both in 1995 and '98.
- Rivers still holds Fresno State's all-time records for most career rushing yards (3,743), career all-purpose yards (4,388) and yards rushing in a season (1,542 yards in 1993).

touchdown in limited action during the year... Led squad with 18 special teams tackles en route to being named Detroit's 1995 Special Teams MVP... Also made presence felt in last 12 games of 1995 as one of Lions' deep men on kickoffs, recording 19 returns for 420 yards (22.1 avg.)... Made first pro carry vs. Arizona (9/17), gaining two yards... Returned first two kickoffs of his career for 46 yards... Ran back three kickoffs for 93 yards, including a career-long 51-yarder to begin the game at Washington (10/22)... Saw extensive action in the backfield during the second half vs. Jacksonville (12/17), establishing career-highs with 11 carries for 59 yards and the first TD of his career (two-yards)... Also vs. Jaguars, he caught the first pass of his career (five yards)... Rushed three times for 16 yards and a one-yard TD run in Lions' NFC Wild Card playoff game at Philadelphia (12/30). **1994:** Spent much of the season on Lions' practice squad (signed September 21)... Was signed to Detroit's active roster December 22... Designated inactive for Lions' regular season finale at

Miami (12/25) and NFC Wild Card playoff game at Green Bay (12/31).

COLLEGE and PERSONAL: Fresno State's career leader in rushing yards (3,743) and all-purpose yards (4,388)... Set Bulldogs' single-season rushing record with 1,542 yards his senior year in 1993... Selected All-American third-team and first-team All-WAC by the NFL Draft Report following his senior campaign... Recorded eight 100-yard games and scored 14 TD's his senior year as well... Rushed for 1,007 yards and nine TD's as a junior in 1992... Sophomore All-American second-team choice by the NFL Draft Report and All-Big West first-team selection in 1991... Named first-team All-State running back by California Football Magazine, All-CIF Southern Section and Inland Empire Player of the Year his senior year at San Geronio (San Bernardino, Calif.) High School... Born Ronald Leroy Rivers in Elizabeth City, New Jersey... Married, he and wife, Myla, have a daughter, Malia.

ADDITIONAL STATISTICS:

Kickoff returns — 1995: 19 returns, 420 yards, 22.1 avg., 51 long.

1996: 1 return, 8 yards.

1997: 2 returns, 34 yards, 17.0 avg., 23 long.

1998: 2 returns, 15 yards, 7.5 avg., 9 long.

Total: 24 returns, 477 yards, 19.9 avg., 51 long.



Ray Roberts

TACKLE

Virginia 8th Year

Ht: 6-6 Wt: 320

Born: 6/3/69 (UFA in '96-Sea)

72

GAMES PLAYED/

STARTED: 1992 (16/16); 1993 (16/16); 1994 (14/14); 1995 (11/0); 1996 (16/16); 1997 (14/14) [1/1]; 1998 (16/16)

TOTAL: (103/92) [1/1]

PRO: Physical drive-blocker acquired in 1996 as a free agent from Seattle to step in as starting left tackle...

Started the first 46 games of his career for Seattle at left tackle after being selected in the first round of the 1992 NFL Draft (10th overall pick)... Has started effectively for the Lions in 46 of team's 48 regular season games since coming to Detroit. **1998:** For third straight year, a mainstay along the Lions' offensive line, starting all 16 games at left tackle... Was on the field for every Lions' offensive play for the season... Voted by teammates as one of two 1998 offensive co-captains prior to the '98 campaign. **1997:** Second year as Lions' starting left tackle... Part of line that led the way for Barry Sanders to become only the third player in NFL histo-

ry to rush for 2,000 yards in one season... Started 14 games — missing games at Tampa Bay (10/12) and vs. N.Y. Giants (10/19) due to a sprained knee that occurred at Buffalo (10/5) while running with a recovered fumble... His teammates awarded him a game ball after the season opening win vs. Atlanta (8/31) — he played in the game the day after the death of his father... Made his first career post-season appearance with start in NFC Wild Card playoff game at Tampa Bay (12/28)... **1996:** Started all 16 games at left tackle... One of Detroit's most effective off-season free agent pickups who helped pave the way for Sanders' third career rushing title. **1995:** Was replaced in Seattle's starting lineup after undergoing arthroscopic ankle surgery on August 2, forcing him to essentially miss training camp and the early part of the season... Was inactive while rehabilitating his ankle for the first five games of the season... Saw reserve action in 11 games after ankle healed... Did not start, but alternated series' with James Atkins at left tackle during the season's final seven games. **1994:**

Started the first 14 games at left tackle for Seattle before breaking his ankle at Houston (12/11)... Missed the last two contests of '94 on Injured Reserve. **1993:** Started all 16 Seahawks' games at left tackle for second consecutive year... Did not miss an offensive play the entire year... Key component in Seattle's rushing attack which led the AFC with 125.9 yards on the ground per game. **1992:** Stepped in immediately as club's starting left tackle, starting all 16 games... Became the 10th rookie and first offensive lineman in team history to start every game... Was one of six rookies in the NFL to start all of his team's games and the only first-rounder on offense... Played every snap in 13 of 16 games and missed only 38 plays the entire year... Named first-team All-Rookie by College and Pro Football Newsweekly.

COLLEGE and PERSONAL: Four-year letterman and starter at Virginia, starting 39 of the last 40 games of his collegiate career... Unanimous first-team All-ACC choice as a senior in 1991... Earned first-team All-

- Roberts contributed to the Lions' official Internet site during the 1997 season with a weekly journal entry.

- In 1992, Roberts became the only Seattle Seahawks' offensive lineman ever to start every game in his rookie season.

America honors by Kodak and was a second-team pick by the Associated Press and United Press International... Finalist for the Lombardi and Outland Trophies in 1991, given to the nation's top interior college linemen... First-team All-ACC pick and conference Offensive Lineman of the Year in 1990-91... All-ACC second-team by the Associated Press as a sophomore in 1989... Won the 1989 Speed Elliot Award given to the Cavaliers' Most Improved Player... Moved into a starting spot as a red-shirt freshman in 1988... Was switched

to offensive tackle from the defensive line in the spring after redshirting in 1987... Graduated in December 1991 with a communications degree... 1997 Lions' recipient of the Ed Block Courage Award... Contributed to Lions' official Internet site during '97 season by writing a weekly diary... Football and basketball letterman at Asheville (N.C.) High School... Ray and his wife, Beth, were married May 8, 1993, and have a daughter, Reagan Nicole, (March 19, 1997) and a son, Matthew Slade (March 25, 1999).



Juan Roque

GUARD

Arizona State 3rd Year

Ht: 6-8 Wt: 332

Born: 1/6/74 (D-2a in '97)

74

**GAMES PLAYED/
STARTED:** 1997 (13/1); 1998 (0/0)

TOTAL: (13/1)

PRO: Third-year lineman who will try to re-emerge in 1999 after sitting out the '98 campaign due to lingering knee ailments... After playing at tackle as a rookie in 1997, will have a shot for playing time at guard in 1999... Lions' first of two second round selections in the 1997 NFL Draft (35th overall). **1998:** Sat out the year on Injured Reserve (August 31) with lingering effects of knee injury suffered on Thanksgiving Day in 1997. **1997:** Spent majority of rookie campaign learning the

system and becoming more adept at pro techniques, especially in pass blocking... Played in 13 games (one start), seeing most of his playing time on special teams and occasionally on goal-line defensive unit...

Rookie year ended prematurely due to a knee injury suffered during first career start vs. Chicago (11/27) — at the time of the injury had essentially earned the starting right tackle slot... Placed on Injured Reserve on December 2... Made debut on offensive line at Buffalo (10/5) when Ray Roberts went down with a knee injury... Also went in for a time at right tackle vs. Indianapolis (11/23) when Larry Tharpe sprained his ankle.

- Roque sponsors a team in an "inter barrio" football league in the Phoenix area that has been successful in recent years at easing tensions between rival neighborhoods.

- Roque protected Arizona Cardinals' starting QB Jake Plummer's blind side as Arizona State's starting left tackle in 1995-96.

COLLEGE and PERSONAL: All-America first-team choice as

a senior in 1996 at Arizona State by Walter Camp and American Football Coaches Association... One of three finalists for the Outland Trophy and Lombardi Award in '96 as well... First-team All-Pac 10 pick as a senior who was a big part of Sun Devils' undefeated regular season and appearance in 1997 Rose Bowl... Registered 85 knockdowns and did not allow a sack during senior campaign playing left tackle... Second-team All-American choice as a junior in 1995 by The Poor Man's Guide to the NFL Draft... Consensus first-team All-Pac 10 pick as a junior... Started every game for Arizona State in '95 at left tackle as offense gained 2,019 yards rushing and scored 19 TD's on the ground... Participated in 825 plays in 1995, seeing action on every offensive down except 25 plays vs. UTEP and 12 plays vs. Nebraska... Started first seven games of his sophomore season in 1994, and season finale at right guard, while starting at right tackle in

all remaining contests... Played in every game in 1993 as a redshirt freshman, with one start at left tackle... Redshirted in 1992... Consensus All-American and All-State selection as a high school senior in 1991 at Ontario (Calif.) High School... Also named to Long Beach Press-Telegram's "Best of the West" and Tacoma News-Tribune's "Western 100" prep lists... Rated the state's best offensive line prospect in 1991 by Blue Chip Illustrated... Graduated from Arizona State in May 1996 with a degree in Latin American history... Was enrolled in post-graduate master's program when he was drafted into the NFL by the Lions... Has spent time in California, Arizona and in Detroit-area as volunteer speaker at various events... Speaker in Lions' school assembly program... Son of Maria and Armando Roque... Born Juan Armando Roque in San Diego, California.



Matt Russell

LINEBACKER

Colorado 3rd Year

Ht: 6-2 Wt: 256

Born: 7/5/73 (D-4 in '97)

54

RUSSELL'S SINGLE-GAME BESTS

TACKLES: 13 at New Orleans 9/21/97
 SPECIAL TEAMS TACKLES: 6 vs. New York Giants 10/19/97

RUSSELL'S DEFENSIVE STATISTICS

Year	TACKLES			Sacks	Int's	Passes	Fumbles	Spec. Teams
	Total	Solo	Asst.	No/Yds	No/Yds	Def.	Rec./For.	Tackles
1997	20	13	7	0/0	0/0	0	0/0	28
1998								
Career	20	13	7	0/0	0/0	0	0/0	28

GAMES PLAYED/
STARTED: 1997 (14/0)
 [1/0]; 1998 (0/0)
TOTAL: (14/0) [1/0]

PRO: Hard-nosed young linebacker who will look to bounce back in 1999 after spending the entire 1998 season on Injured Reserve (knee)... Spent rookie campaign in backup role at middle linebacker and as one of squad's top special teams players... Shows a nose for the ball in run-stopping, role and is always running on full-throttle... Detroit's fourth round selection (130th overall) in the 1997 NFL Draft. 1998: Spent the entire season on Injured Reserve after injuring his knee on the opening kickoff of the first preseason game vs. Arizona (8/7)... 1997: Led team with 28 special teams tackles as a rookie — played in 14 games... Saw action on defense mostly in short-yardage and goal-line packages... Most extensive playing time came at New Orleans (9/21) when he replaced starter Stephen Boyd (groin) and made a career-high and team-leading 13 tackles... Led team with career-high six special teams tackles vs. N.Y. Giants (10/19), the highest single-game total by a Lion in 1997... Made two tackles in short-yardage situations at Washington (11/9), including a stop for no gain on third-down which forced a punt... Saw action solely on special teams in

NFC Wild Card playoff game at Tampa Bay (12/28).

COLLEGE and PERSONAL: Recipient of the 1996 Butkus Award, given to the top linebacker in college football... Left Colorado ranking second on the school's career tackles list (446)... Unanimous first-team All-American selection as a senior in 1996... Won the '96 Zack Jordan Award, given to the team's Most Valuable Defensive Player... Named '96 College Athlete of the Year by the Colorado Hall of Fame... All-Big 12 first-team pick in '96 as well... Semi-finalist for the Bronko Nagurski Award, Lombardi Award and Football News' Player of the Year Award... Led the team with 137 tackles (83 solos) in '96... Had at least 10 tackles in nine contests during his senior campaign... Finished regular season with 16 tackles (12) and two sacks vs. Nebraska... Second-team All-American pick by The Poor Man's Guide to the NFL Draft in 1995, adding third-team accolades from Associated Press and honorable mention from United Press International... All-Big Eight first-team choice by

the coaches, Football News and Associated Press in '95... Finished fourth in the balloting for the Dick Butkus Award as a junior in '95... Recipient of the team's inaugural Tuff Award, given for stellar defensive play during spring drills... Started every game at middle linebacker in '95, leading the team with 119 tackles and four sacks, in addition to 12 stops for losses... All-Big Eight honorable mention pick as a sophomore in 1994 recording 105 tackles and at least 10 tackles in six outings... Picked off a two-point conversion pass in a 27-26 win over Michigan in '94... Freshman All-American second-team selection by Football News in 1993... Finished third on the squad with 85 tackles as a freshman in '93, starting the final seven contests ... In his first career start, he responded with six tackles vs. Kansas State... Made career-high 17 tackles vs. Oklahoma State in '93... Redshirted as a freshman in 1992... All-American first-team pick by Tom Lemming's Prep Football Report and Super Prep Magazine as a high school senior in 1991, at Belleville East (Ill.) High... Chicago Tribune and Chicago Sun Times All-State first-team choice... Recorded 146 tackles (76 solos) with eight sacks... All-District, All-Area, All-Metro and All-League pick as a junior, recording 139 tackles

• In the only game during his rookie year in which he played significant minutes, Russell collected a career-high 13 tackles at New Orleans on September 21, 1997.

• Russell was the 1996 recipient of the Butkus Award, given annually to college football's top linebacker.

and seven sacks... Served as the team's placekicker in 1990-91, making all five field goals and 16 of 17 PAT's as a senior, and connecting on 11 of 12 PAT's as a junior... Recorded 90 tackles with six sacks as a

sophomore in 1989... Second-team All-League choice as a tight end at Lake Braddock (Washington D.C.) High as a freshman in 1988... Lettered in wrestling as a senior also, winning the regional heavyweight title with a 17-2 record... Communications major at Colorado, twice earning Colorado "Academic Starters" honors... Speaker in Lions' school assembly program - in addition to helping with several charity events... Brother, Randy, was a defensive end and outside linebacker at Arkansas (1988-89) before a neck injury ended his career... His father, Charles,

played football at New Mexico Military Institute before transferring to Baylor (1967)... Father was in the military and the family lived in Japan, England, Germany, Alabama and Washington D.C. before settling in Illinois while Russell was in high school... Mom, Laura, is a nurse... As a child, he played soccer for the English National Under-14 team that toured Europe before his family returned to America... Born in Tokyo, Japan.



Barry Sanders

RUNNING BACK

Oklahoma State 11th Year

Ht: 5-8 Wt: 200

Born: 7/16/68 (D-1 in '89)

20

SANDERS' SINGLE-GAME BESTS

RUSHING ATTEMPTS:	40 at Dallas 9/19/94
RUSHING YARDS:	237 yards vs. Tampa Bay 11/13/94
RUSHING TD'S:	4 at Minnesota 11/24/91
LONG RUSH:	85 at Tampa Bay 10/2/94
RECEPTIONS:	9 vs. Minnesota 10/6/91; Minnesota 9/10/95
RECEIVING YARDS:	135 at Kansas City 10/14/90
RECEIVING TD'S:	1 (10 times; Last: at Tampa Bay 10/12/97)
LONG RECEPTION:	66t vs. Tampa Bay 9/7/97
TOTAL YARDS:	253 yards vs. Tampa Bay 11/13/94
TOTAL TD'S:	4 at Minnesota 11/24/91

SANDERS' CAREER OFFENSIVE STATISTICS

Year	No.	RUSHING				RECEIVING				
		Yds	Avg.	Lg	TD	No.	Yds	Avg.	Lg	TD
1989	280	1,470	5.3	34	14	24	282	11.8	46	0
1990	255	1,304	5.1	45t	13	36	480	13.3	47t	3
1991	342	1,548	4.5	69t	16	41	307	7.5	34	1
1992	312	1,352	4.3	55t	9	29	225	7.8	48	1
1993	243	1,115	4.6	42	3	36	205	5.7	17	0
1994	331	1,883	5.7	85	7	44	283	6.4	22	1
1995	314	1,500	4.8	75t	11	48	398	8.3	40	1
1996	307	1,553	5.1	54t	11	24	147	6.1	28	0
1997	335	2,053	6.1	82t	11	33	305	9.2	66t	3
1998	343	1,491	4.3	73t	4	37	289	7.8	44	0
Career	3,062	15,269	5.0	85	99	352	2,921	8.3	66t	10

GAMES PLAYED/

STARTED: 1989 (15/13); 1990 (16/16); 1991 (15/15) [2/2]; 1992 (16/16); 1993 (11/11) [1/1]; 1994 (16/16) [1/1]; 1995 (16/16) [1/1]; 1996 (16/16); 1997 (16/16) [1/1]; 1998 (16/16)
TOTAL: (153/151) [6/6]

PRO: One of the most electrifying athletes ever to play in the NFL, Sanders is a threat to go the distance any time he touches the ball... His assault on the NFL record books continues annually — he enters 1999 needing 1,458 rushing yards to overtake Walter Payton (16,726 yards) as the NFL's

all-time leading rusher... The owner of nine all-time NFL records, he also has set virtually every Lions' offensive rushing record conceivable (16 in all)... In record-setting 1997 campaign, he became only the third player in NFL history (O.J. Simpson with 2,003 yards in 1973, and Eric Dickerson with 2,105 yards in 1984) to rush for more than 2,000 yards in a season by gaining league-leading 2,053 yards... Denver's Terrell Davis became the fourth such player in 1998... His 25 career games of more than 150 yards rushing is an all-time NFL standard, as are his 15 career touchdown runs of more than 50 yards (Jim Brown is second on both lists)... The only player in NFL history to rush for 1,000 yards in 10 consecutive seasons and 10 seasons to start a career... He is tied with Payton for the all-time lead with 10 1,000-yard seasons overall... Also during his '97 onslaught, he rushed for 100 yards in a record 14 consecutive games, as well as continuing his consecutive road 100-yard outings streak at 10 (also an NFL record, which he started in 1996)... The 14 games in which he topped the 100-yard mark in '97 is also an all-time league record, eclipsing three men who had surpassed the 100-yard

mark 12 times in a single-season... Sanders is the only player in NFL history to record five 1,500-yard rushing seasons, in addition to being the only player to do so in four consecutive years (1994-97)... He has 76 career 100-yard rushing outings, and will tie Payton's all-time mark (77) the next time he goes over the century mark (eight 100's in '98)... Also enters 1999 in second-place all-time on the NFL's total yardage (18,308 yards), and rushing attempts (3,062 carries) lists, trailing Payton in both instances... His 4.99 yards per rushing attempt during his career is second only to Brown (5.22 yards per carry) among all NFL players in history who qualify with the minimum number of carries... The only player in NFL history to post two 80-yard TD runs in one game (80 and 82 yards at Tampa Bay 10/12/97) and three 80-yard TD runs in a single season (also an 80-yarder vs. Indianapolis 11/23/97)... Enters 1999 ranking sixth on the NFL's all-time rushing touchdowns list (99) and eighth in total touchdowns (109)... Only Simpson (six) has rushed for 200 yards in a game more often than Sanders (he, Brown and Earl Campbell have four such career outings)... Sanders captured his first

NFL rushing title with 1,304 yards in his second season (1990) and has won subsequent crowns in 1994 (1,883 yards), '96 (1,553 yards) and '97 (2,053 yards)... 1,883 yards in '94 was at the time, the fourth-highest single-season tally in league history (now the sixth-best amount)... Surpassed Billy Sims in 1993 as the Lions' all-time leading rusher (Sims is second with 5,106 yards)... Had a streak of 803 consecutive attempts (703 rushes, 100 receptions) without fumbling the ball to the opponents broken September 17, 1995 vs. Arizona... Among team career records he holds are for most rushing yards (15,269), rushing attempts (3,062) rushing touchdowns (99) and total touchdowns (109)... Also holds team single-game records for most rushing yards (237 vs. Tampa Bay on November 13, 1994), most rushing TD's (four at Minnesota on November 24, 1991) and most rushing attempts (40 at Dallas on September 19, 1994)... Holds Lions' all-time seasonal marks for most rushing yards (2,053 in '97), most rushing attempts (343 in 1998) and both rushing and total touchdowns (16 in 1991)... Possesses the top seven all-time team seasonal rushing outputs (and 10 of the top 12)... Has scored 654 career points, placing him in third-place on the Lions' all-time scoring list... His 352 career receptions also pegs him in third-place on that all-time Detroit chart... Lions are 44-32 (.579) in games when Sanders rushes for 100 yards-or-more... During his career, Lions are 50-31 (.617) when he carries the ball 20 times-or-more in a game, and 26-46 (.361) when he does not, including an 0-5 slate in 1998... Third-fastest player in league history to tally 10,000 career rushing yards (Sanders' 103 games trailed only Brown and Dickerson)... Only two NFL players rushed for more yards in their first 100 games than Sanders, Brown (10,833) and Dickerson (10,818)... Earned NFC Offensive Player of the Month award for October, November and December 1997, becoming the first NFL player to capture the award three times in a single season. Has been voted the Lions' Offensive MVP by his teammates an unprecedented nine straight years... Detroit's first round selection (third overall pick) in the 1989 NFL Draft. 1998: Rushed for 1,491 yards and four touchdowns in team-record 343 carries in '98 en route to tenth straight Pro Bowl selection... His 343 attempts on the year broke his own team record (342 carries in 1991)... Fell nine yards short in 1998 of becoming the first player in NFL history to rush for 1,500 yards in five consecutive seasons (already the only player in history with five overall)... Also finished with 37 receptions (third on team) for 289 yards in '98... Named second-team All-Pro by the Associated Press... The five-game 100-yard streak he had in Games 6-10 in '98 was the second-longest of his career (eight 100-yard games during '98)... Sanders had two all-time NFL streaks halted in season opener at Green Bay (9/6) — most consecutive 100-yard rushing games (14) and most consecutive 100-yard rushing games on the road (10)... Outstanding performance vs. Cincinnati (9/13) with

26 carries for 185 yards and three TD's — effort was the eighth-highest single-game rushing total of his career and the sixth three-plus touchdown outing in his career... Big game vs. Green Bay (10/15) with 25 rushes for 155 yards, including a 73-yard TD scamper... Expanded on two all-time NFL marks in that game — rushing total was 25th time in his career over 150 yards and the TD run was the 15th in his career of over 50 yards (both totals are three more than Jim Brown, who stands in second-place)... His 140-yard effort at Philadelphia (11/8) put him over 1,000-yard plateau for 10th time in his career, joining Payton as the only other player in NFL history to accomplish that feat... In game vs. Pittsburgh (11/26) he became the second player in NFL history to exceed 15,000 rushing yards and the third player to go over the 18,000 total yardage mark... Eighth and final 100-yard outing of the season came at Jacksonville (12/6) with 102 yards in 18 carries... In game vs. Atlanta (12/20), he moved into second-place on league's all-time total yardage list passing Herschel Walker. 1997: Enjoyed one of the most prolific seasons in NFL history... Became only the third player in NFL history to rush for more than 2,000 yards in a season (2,053 yards), joining Eric Dickerson (2,105 in 1984) and O.J. Simpson (2,003 in 1973)... Vaulted into second-place on NFL's all-time rushing list with 13,778 yards, trailing only Walter Payton — began '97 in seventh-place and passed Marcus Allen, Franco Harris, Jim Brown, Tony Dorsett and Dickerson during course of the year... Set an NFL record for the most 100-yard games in a season with 14 (also a record for consecutive 100-yard games)... Recorded 100-plus yards in all eight road games, giving him an NFL record 10 such consecutive outings (dating back to 1996)... He and Herman Moore became the first duo from the same team since 1954 to either win (Sanders) or share (Moore tied with Oakland's Tim Brown) league rushing and receiving titles in the same season... San Francisco's Billy Wilson tied for the league lead with 60 receptions (Philadelphia's Pete Pihos) and his teammate, Joe Perry, rushed for a league-leading 1,049 yards in 1954... Topped the 1,500-yard mark for an NFL record fifth time (he previously shared the league record of four with Payton and Dickerson)... Became the first player in NFL history to post two 80-yard TD runs in one game (80 and 82 yards at Tampa Bay (10/12) and three 80-yard TD runs in a single season (also an 80-yarder vs. Indianapolis (11/23))... Named NFL MVP by Pro Football Writers of America, The Sporting News, Pro Football Weekly, Football Digest, Sports Illustrated and the Maxwell Club... Named NFL Offensive Player of the Year by Associated Press, College and Pro Football Weekly and the Newspaper Enterprise Association — also named co-NFL MVP by AP... Named Miller Lite Player of the Year, a league-sanctioned award which was presented to him at Super Bowl XXXII in San Diego... Won the 1997 ESPY Award as the NFL's Most Valuable Player... First-

team All-Pro accolades by Associated Press, Sports Illustrated, Pro Football Weekly, College and Pro Football Weekly, The Sporting News, Football Digest and USA Today... Earned NFC Offensive Player of the Month award for October, November and December, becoming the first NFL player to capture the award in consecutive months since Steve Young in November and December 1994, and first ever to win the award three times in a single season... After being held to 53 yards in 25 carries in the season's first two games, he exploded for 100 yards in every remaining regular season game... Recorded second career 100-yard receiving game vs. Tampa Bay (9/7) with season-high eight catches for 102 yards and a 66-yard TD grab... Started 100-yard rushing string with 161 yards in 19 carries at Chicago (9/14)... First two rushing touchdowns of the year came in spectacular fashion at Tampa Bay (10/12) as he raced 80 and 82 yards for scores (24 carries for 215 yards on the day)... Three games in a row of 105 yards vs. N.Y. Giants (10/19), at Green Bay (11/2) and at Washington (11/9)... Notched second 200-yard rushing performance of the season vs. Indianapolis (11/23) with 24 carries for 216 yards and an 80-yard TD jaunt... Captivating effort on Thanksgiving Day vs. Chicago (11/27) with 19 carries for 167 yards and season-high three touchdowns... Season-high 30 carries for 137 yards and a score at Miami (12/7)... Record-setting outing vs. N.Y. Jets (12/21) when he went over the 2,000-yard mark for the season — had 184 yards in 23 carries on the day... After reaching 2,000 yards on an otherwise ordinary two-year run late in the fourth quarter, he uncorked a 53-yard jaunt to the Jets' three-yard-line... Held to 65 yards on 18 carries in NFC Wild Card playoff contest at Tampa Bay (12/28). **1996:** Won third career rushing title in dramatic fashion, cruising for 175 yards in season-ending Monday night game at San Francisco (12/23) — came into game needing 161 yards to surpass Denver's Terrell Davis (1,538 yards)... Finished season with 1,553 yards on the ground, then the second-highest seasonal total in his career, trailing only 1994's 1,883-yard output... Named as starter in Pro Bowl for eighth straight year, in addition to garnering first-team All-Pro honors from Pro Football Weekly, Pro Football Writers of America and The Sporting News... Named second-team All-Pro by College and Pro Football Newsweekly, UPI, Associated Press and Football Digest... Became the first player in NFL history to rush for 1,500 yards in three consecutive years... Eighth-straight 1,000-yard campaign also broke NFL standard, formerly held by Eric Dickerson with seven... Jumped from 10th-place into the seventh-slot on the NFL's all-time rushing list — passed Ottis Anderson, O.J. Simpson and John Riggins in '96... Topped the century mark in season's first two games for first time in career — 163 yards in 24 carries at Minnesota (9/1) and 125 yards in 20 carries the following week vs. Tampa Bay (9/8)... After quick two-game start, went six straight games without topping the century mark (longest such skid since

1990)... Did not finish of two multi-TD games at Philadelphia (9/15) with second half scoring runs of eight and one yard... Heftiest total during six-game span was 86 yards in 26 carries in game vs. Atlanta (10/6)... Began second half of campaign in fine fashion with 152-yard effort in 26 carries at Green Bay (11/3) vs. NFL's top-rated defense at the time... Game at Packers also started TD binge of seven scores in six games (only time in career scored in six straight games)... Held to 51 yards rushing at San Diego (11/11), but notched two TD scampers (two and 11 yards); also went over 11,000-yard rushing plateau in outing vs. Chargers... Enjoyed most productive yards per carry day of year vs. Seattle (11/17) with 16 carries for 134 yards (8.4 avg.)... Surpassed 1,000-yard barrier for record eighth time in career with 21-carry, 107-yard effort at Chicago (11/24), including dazzling 22-yard scoring run... Second big game vs. Minnesota of year (12/8) with 134 yards in 20 carries... Ended year with sterling effort vs. 49ers and was named NFL's Miller Lite Player of the Week. **1995:** Named to NFC's starting Pro Bowl squad for the seventh consecutive season... Rushed for 1,500 yards, at the time, the third-highest total of his career... Finished with a career-high 48 receptions for 398 yards and one TD... Named first-team All-Pro by Associated Press, College and Pro Football Newsweekly, Football Digest, Pro Football Weekly, Pro Football Writers of America, The Sporting News and Sports Illustrated... Was named All-NFC first-team by Football News and United Press International... All-Madden Team member and NFC Offensive Player of the Week for game vs. Green Bay (10/15)... Rushed for 108 yards on 21 carries in the season opener at Pittsburgh (9/3)... Tied his career-high with nine receptions (for 60 yards) at Minnesota (9/10)... Totaled 147 yards on 24 carries (6.1 yard avg.), including a 47-yard TD run vs. Arizona (9/17)... His streak of 803 consecutive attempts (703 rushes and 100 receptions) without a turnover was broken in the fourth quarter against Arizona — his last previous turnover had been December 6, 1992 at Green Bay... Exploded for 157 yards and three TD's vs. Cleveland (10/8), including the longest scoring run of his career at the time (75 yards)... Topped the century mark for the fourth time in six games with 124 yards on 18 attempts at Green Bay (10/15)... Rushed for a season-high 167 yards on 22 carries vs. Green Bay (10/29)... Scored a TD on a 55-yard run on a fake reverse vs. Tampa Bay (11/12)... Scored two TD's and rushed for 120 yards on 24 carries at Chicago (11/19), the game in which he went over the 1,000-yard mark for the season — joined Eric Dickerson as the only two backs in NFL history to rush for over 1,000 yards in each of their first seven seasons... Posted his seventh 100-yard game of the season with 138 yards, including a 50-yard TD run in Thanksgiving Day win over Minnesota (11/23)... Totaled 90 yards rushing and 93 yards receiving, including his only TD catch of the season in Monday Night win vs. Chicago (12/4)... Scored a TD and

rushed for 54 yards at Houston (12/10), putting him over the 10,000-yard mark for his career (10th player in NFL history)... Had 10 carries for 40 yards and caught two passes for 19 yards in NFC Wild Card playoff contest at Philadelphia (12/30). 1994: Named Associated Press Offensive Player of the Year... Set a then-career-high and Lions' single-season rushing record with 1,883 yards (breaking his own record of 1,548 yards set in 1991)... At the time, his 1,883 yards represented the fourth-highest single-season rushing total in NFL history (now sixth-highest)... Set a Lions' single-game record with 237 yards vs. Tampa Bay (11/13) (at the time the sixth-best single-game mark in NFL history)... Established a new club record with 40 carries at Dallas (9/19)... Started his sixth consecutive Pro Bowl... Named NFL Player of the Year by Football Digest and NFL Films... First-team All-Pro accolades by The Sporting News, USA Today, College and Pro Football Newsweekly, Tom Jackson's Pro Football Update, Football Digest, Pro Football Weekly, Pro Football Writers of America and Sports Illustrated... All-NFC first-team pick by Football News and United Press International... Also named NFL Players Association NFC Most Valuable Player, winner of the 1994 "Espy" Award for NFL Performer of the Year, Lions' Offensive MVP and Lions' Quarterback Club Offensive MVP... Voted as NFC Player-of-the-Month for October, NFL Miller Lite Player of the Week (Week 3) and NFC Offensive Player of the Week (Weeks 3, 10 and 16)... Had ten 100-yard games (to push his club-record career total to 40)... Of the nine rushes over 60 yards in the NFL in 1994, Sanders accounted for six of them... Rushed for 120 yards in 27 carries in the season opener vs. Atlanta (9/4)... Surpassed the 7,000-yard mark for his career with 194 yards in a career-high 40 carries at Dallas (his 40 carries are the most ever against the cowboys)... Performance earned him NFL Miller Lite Player of the Week and NFC Offensive Player of the Week honors... Posted his third 100-yard game of the season and scored the first two TD's of the season vs. New England (9/25)... One of his TD runs against the Patriots made every highlight reel as he turned Patriots' defensive back Harlan Barnett around three times... Made the longest run of his career and tied for the second-longest in club history at Tampa Bay (10/2) — an 85-yard jaunt in which he lost one of his shoes as he broke through the line of scrimmage... Totaled 166 yards rushing (third-straight 100-yard outing) in that game... Broke an 84-yard run vs. Chicago (10/23), the longest run in Silverdome history and the second-longest of his career (rushed for 167 yards in 23 carries in the game)... Caught a swing pass and broke four tackles for a nine-yard gain to make a first down and keep the drive alive in overtime, which led to the game-winning field goal at N.Y. Giants (10/30)... Recorded his sixth 100-yard game of the season with 146 yards (including a 62-yard sprint) against the Giants... Made a season-high eight catches for 51 yards at Green Bay (11/6)... Set a

Lions' record with a career-high 237 rushing yards (long run of 69 yards) vs. Tampa Bay (11/13)... Earned NFC Player of the Week Honors for his performance against the Bucs (the second time of the season)... Gained 188 yards vs. Green Bay (12/4) to set a new Lions' single-season rushing record, breaking his record of 1,548 set in 1991... Surpassed the 10,000-yard mark in career total yardage against the Packers... Caught his only TD pass of the season at N.Y. Jets (12/10) — totaled 127 rushing yards (87 in the fourth quarter) against the Jets... Gained 110 yards in 17 carries (tenth 100-yard game of the season) vs. Minnesota (12/17)... Scored two rushing TD's, (one a 64-yarder), and led team with four catches for 27 yards against the Vikings, which earned him NFC Offensive Player of the Week honors for the third time of the season... Limited to only 52 yards on the ground vs. Miami (12/25), as he fell short in his quest for 2,000 yards... Led team with seven catches for 58 yards against the Dolphins... Held to a career-low (-1) yard in 13 rushes and caught three passes for four yards in the NFC Wild Card playoff game at Green Bay (12/31). 1993: Before suffering an injured left knee in Detroit's Thanksgiving Day game against Chicago (11/25), Sanders was leading the NFL with 1,052 yards (Buffalo's Thurman Thomas was second with 962) and was on pace to rush for a then-club record 1,682 yards... Sprained knee forced him to miss the last five games of the regular season (had only missed two previous games in his career)... After five weeks of rehabilitation, Sanders returned with an outstanding performance in the NFC Wild Card playoff game vs. Green Bay (1/8) with 27 carries for 169 yards... Voted to start his fifth straight Pro Bowl but did not play due to injury... Was voted the Lions' Quarterback Club Offensive MVP... Recorded his first 100-yard game of the season at New England (9/12) with 148 yards in 32 carries... Surpassed the 6,000-yard rushing mark for his career with 90 yards in 22 carries vs. Phoenix (9/26)... Totaled 130 yards and a TD in 22 carries, and led team with four catches for 21 yards at Tampa Bay (10/3)... Notched his third 100-yard game of the season with a 101-yard rushing effort vs. Seattle (10/17)... Posted what was then the second-highest rushing total of his career with 187 yards in 29 carries vs. Tampa Bay (11/7) — named NFL Player of the Week by the PFWA and NFC Offensive Player of the Week for his performance vs. the Bucs... Surpassed the 1,000-yard mark for the fifth time in as many seasons with 75 yards in 17 carries at Green Bay (11/21)... Left the game in the third quarter with a knee injury vs. Chicago (11/25), rushing for 63 yards in 16 carries and catching three passes for 11 yards before he was injured... Was inactive for the final five games of the regular season. 1992: Started his fourth consecutive Pro Bowl... Earned All-NFC honors from UPI, Football News and Pro Football Weekly... Named to the All-Madden Team... Named second-team All-Pro by Associated Press, N.E.A. and College and Pro Football Newsweekly... Finished sec-

ond in the NFC and fourth in the NFL with 1,352 yards rushing... Rushed for 109 yards in 19 carries, including a dazzling 43-yard touchdown run, in the season opener at Chicago (9/6)... Rushed for 122 yards in 21 carries and a season-high two TD's at Tampa Bay (10/25) — one of the scores was a 55-yarder, his longest run of the season... Went over the 5,000-yard mark for his career with 94 rushing yards in 24 carries at Pittsburgh (11/15)... Season-high 151 yards rushing, in addition to taking over the Lions' career rushing lead at Cincinnati (11/22)... Made his first touchdown reception of the season and ran for another TD vs. Houston (11/26)... Recorded 114 yards in 16 carries at Green Bay (12/6) — putting him over the 1,000-yard mark for the season... Also attempted the first pass of his career, which fell incomplete... Totaled 113 yards in 20 carries with one touchdown vs. Chicago (12/20) — also had the longest reception of his career at the time vs. the Bears, a 48-yarder... Tallied 104 yards in 19 carries (seventh 100-yard game of the season) at San Francisco (12/28).

1991: Captured consensus All-Pro honors (AP, UPI, PFWA, Pro Football Weekly, Sporting News, College & Pro Football Weekly, Football Digest, Sports Illustrated's Dr. "Z" Team, Football News and the All-Madden Team)... NFL Players Association NFC Most Valuable Player... Football Digest's NFL Player of the Year... Recipient of the Maxwell Football Club's Pro Player of the Year Award... Made his third consecutive start in the Pro Bowl... 1991 NFL touchdown leader (17) and second in league rushing with a club-record 1,548 yards rushing... Named the NFC's Offensive Player of the Month for September... Led Detroit in scoring for the second straight year... Became the first non-kicker in Lions history to score more than 100 points in a season (102)... Sustained a rib injury in preseason game at Kansas City (8/17), which kept him on sidelines for Detroit's regular season opener at Washington (9/1)... Rushed a then-career-high 32 times for 143 yards vs. Miami (9/15)... Picked up 179 yards on 30 attempts at Indianapolis (9/22), including TD runs of two and 23 yards... Carried the ball 27 times for 160 yards with a then-career-long 69-yard TD run vs. Tampa Bay (9/29)... Ran for 116 yards and caught a career-high nine passes for 76 yards vs. Minnesota (10/6), scoring the winning TD on a 15-yard scamper with 36 seconds remaining in the game (had 69 yards on 10 carries in the fourth quarter as Detroit scored three TD's in final eight minutes to win)... In win at Minnesota (11/24), rushed for a then-franchise-record 220 yards and club-record four TD's, earning NFC Offensive Player of the Week honors... Posted his then-team-record eighth 100-yard game of the season with 108 yards and a TD on 26 carries at Buffalo (12/22) as he tied Billy Sims' career TD record (47)... Had 69 yards on 12 carries in the NFC Divisional playoff contest vs. Dallas (1/5), but managed a game-breaking 47-yard TD dash in the fourth quarter... Picked up 44 yards on 11 attempts and caught four passes for 15 yards in the

NFC Championship Game at Washington (1/12).

1990: Named first-team All-Pro by AP, UPI, PFWA, Pro Football Weekly, Sporting News, College & Pro Football Weekly, Sports Illustrated's Dr. "Z" Team, and Football News... Earned his second straight appearance as a Pro Bowl starter... Claimed the NFL rushing title with 1,304 yards on 255 carries (5.1 yard average with 13 TD's)... Became the first Lion to win that title since Byron "Whizzer" White led the league with 514 yards in 1940... Named the Lions' Offensive MVP and tied the club record for most TD's in a season (16) and, with 96 points, became the first non-kicker to lead Detroit in scoring since Mel Farr and Bill Gambrell each tallied 42 points in 1968... Keyed Detroit's 34-27 win at Minnesota (10/7) with 82 yards on 15 carries and the first touchdown pass of his pro career, a 22-yarder from Bob Gagliano... Posted his first 100-yard receiving day with five grabs for a career-high 135 yards, and also rushed for 90 yards on 16 carries and a TD at Kansas City (10/14)... Exploded on Thanksgiving Day vs. Denver (11/22), sprinting for 147 yards on 23 carries with a rushing and receiving TD apiece — selected as the Miller Lite Player of the Week for his performance against the Broncos... In Monday Night outing vs. L.A. Raiders (12/10), went over the 1,000-yard barrier with a 176-yard effort on 25 carries, scoring on each of Detroit's first two drives... Named the NFC Offensive Player of the Week for the first time in his career for his performance against the Raiders... Ran for 135 yards on 19 carries on a frozen turf at Green Bay (12/22), scoring the game-winning TD on a six-yard run with 3:55 remaining in the game. 1989: Re-wrote the Lions' rushing record book in his rookie season — 1,470 yards eclipsed the club's single-season rushing mark and the rookie mark previously held by Billy Sims, while his 14 rushing touchdowns also established a new Detroit record... Named first-team All-Pro by Associated Press, College and Pro Football Newsweekly, Pro Football Writers of America, Football Digest, The Sporting News and Pro Football Weekly... Voted NFL Rookie of the Year by Sports Illustrated, The Sporting News, NFL Films and Pro Football Writers of America... NFL Offensive Rookie of the Year by Pro Football Weekly, Football Digest, College and Pro Football Newsweekly and Associated Press... Selected first-team All-NFC by Football News and United Press International... NFC Rookie of the Year by UPI... Lions' Offensive MVP and the Lions' Quarterback Club Offensive MVP... Season culminated with first career trip to the Pro Bowl... Returned five kickoffs for 118 yards (23.6 avg.)... Signed a contract on September 8th... Two days later in the season opener vs. Phoenix (9/10), Sanders electrified the Silverdome crowd entering the contest in the third quarter with a 18-yard dash on his first NFL carry... Running a variation of only one play, he finished the day with 71 yards and a TD on nine carries... The following week at N.Y. Giants (9/17), he had 57 yards rushing in 12 carries and also

exploded for 96 yards on six receptions... Cracked the 100-yard barrier for the first time in his pro career vs. Chicago (9/24) with 126 yards in 18 carries in just over two quarters of play (108 yards on 14 carries in the first half)... It was the first time a Lion rushed for 100 yards since Garry James' 140 yards at Green Bay October 12, 1986... Left the Chicago game in the third quarter with a hip-pointer... Severely hampered by the hip pointer vs. Pittsburgh (10/1), rushed five times for one yard and left the contest in the second quarter... Although not 100 percent (from hip pointer), he bounced back with 99 yards rushing on 23 carries at Minnesota (10/8)... His performance prompted Vikings' Head Coach Jerry Burns to ask officials to inspect Sanders' jersey to determine if it was slickened with silicon spray... Inactive the following week at Tampa Bay (10/15) due to the lingering hip-pointer... In the return bout with Minnesota (10/22), the Vikings assigned two players to "shadow" Sanders as he rushed for 59 yards on 15 carries... Made his debut as a kickoff returner vs. the Vikings and returned his first kickoff 45 yards, but it was nullified due to a penalty... Dazzled the Packers in Milwaukee (10/29) with 184 yards on 30 carries (123 yards on 19 carries in the first half) and also returned two kickoffs for 41 yards... Scored the game-deciding TD vs. Green Bay (11/12) in a 41-yard all-Sanders drive, including a one-handed 20-yard reception on a third-and-five situation from the Green Bay 25-yard line... Shattered the 1,000-yard barrier with a 145-yard performance on 28

• Sanders enters the 1999 season needing 1,458 rushing yards to surpass Walter Payton's all-time NFL mark.

• Sanders is the only player in NFL history to rush for 1,000 yards in 10 consecutive seasons and 10 seasons to start a career.

carries on Thanksgiving Day vs. Cleveland (11/23) — first Lion to reach 1,000 yards since Sims in 1983... Propelled Detroit to a 27-17 victory at Chicago (12/10) with 120 yards and two TD's on 26 carries... Also returned two kickoffs for 59 yards vs. Bears, including a long of 43 yards where he was pushed out of bounds by kicker Kevin Butler to save a potential TD return.

COLLEGE and PERSONAL:

The winner of the 1988 Heisman Trophy his junior and final season at Oklahoma State, Sanders established 13 NCAA season records... Holds the NCAA single-season records for most rushing yards (2,628), rushing TD's (37) and points (234)... Owns the Cowboys' school record for TD's with 56... Oklahoma State's third all-time leading rusher with 3,797... Lettered twice in football and basketball at North (Wichita, Kan.) High School... His "P.A.Y.-By-Play" program benefits Oakland County (Mich.) Special Olympics as fans donate a penny for each yard he gained... Donated \$200,000 to Paradise Baptist Church in Wichita... Spokesman for Michigan Sudden Infant Death Syndrome (SIDS) Alliance 1999 campaign... Photo is reproduced 15-stories-high on the side of a Downtown Detroit building in a Nike ad... Appeared on the "Late Show with David Letterman" in January 1995... Maintains year-round residence in Michigan... Has a son, Barry James, 4... Full name is Barry Sanders.



SANDERS CLIMBLING SEVERAL ALL-TIME NFL LISTS

Having now completed 10 seasons in the NFL, Barry Sanders is within striking distance of the NFL's most coveted rushing record—career rushing yards. His 15,269 yards is just 1,457 yards away from Walter Payton's career record of 16,726. In his pursuit of becoming the NFL's all-time rushing king, Sanders has also put himself among the elite in several of the NFL's rushing records.

NFL's All-Time Leading Rushers

Player	Yrs	Att.	Yds.	Avg.
1. Walter Payton, Chi (1975-87)	13	3,838	16,726	4.4
2. Barry Sanders, Det (1989-)	10	3,062	15,269	5.0
3. Eric Dickerson, L.A. Rams/Ind/Atl (1983-93)	11	2,996	13,259	4.4
4. Tony Dorsett, Dal/Den (1977-88)	12	2,936	12,739	4.3

NFL's All-Time Highest Career Rushing Averages (min. 1,500 att.)

Player	Yrs	Avg.	Att.	Yds.
1. Jim Brown, Cle (1957-65)	9	5.22	2,359	12,312
2. Barry Sanders, Det (1989-)	10	4.99	3,062	15,269
3. Joe Perry, SF/Bal (1950-63)	14	4.82	1,737	8,378
3. O.J. Simpson, Buf/SF (1969-1979)	11	4.67	2,404	11,236

Career Total Yardage

Player	Yards
1. Walter Payton, Chi (1975-87)	21,803
2. Barry Sanders, Det (1989-)	18,308
3. Herschel Walker, Dal/Min/Phi/NYG (1986-98)	18,168
4. Jerry Rice, SF (1985-98)	18,099
5. Marcus Allen, L.A. Raiders/KC (1982-96)	17,648

Career Rushing Attempts

Player	Attempts
1. Walter Payton, Chi (1975-87)	3,838
2. Barry Sanders, Det (1989-)	3,062
3. Marcus Allen, L.A. Raiders/KC (1982-96)	3,022
4. Eric Dickerson, L.A. Rams/Ind/Atl (1983-93)	2,996
5. Franco Harris, Pit/Sea (1972-84)	2,949
6. Tony Dorsett Dal/Den (1977-88)	2,936

Career Touchdowns

Player	TDs
1. Jerry Rice, SF (1985-98)	173
2. Marcus Allen, L.A. Raiders/KC (1982-96)	145
3. Emmitt Smith (1990-98)	134
4. Jim Brown, Cle (1957-65)	126
5. Walter Payton, Chi (1975-87)	125
6. John Riggins, NYJ/Was (1971-85)	116
7. Lenny Moore, Bal (1956-67)	113
8. Barry Sanders, Det (1989-)	109

Career Rushing Touchdowns

Player	TDs
1. Emmitt Smith (1990-98)	125
2. Marcus Allen, L.A. Raiders/KC (1982-96)	123
3. Walter Payton, Chi (1975-87)	110
4. Jim Brown, Cle (1957-65)	106
5. John Riggins, NYJ/Was (1971-85)	104
6. Barry Sanders, Det (1989-)	99

Career 100-yard Rushing Games

Player	Games
1. Walter Payton, Chi (1975-87)	77
2. Barry Sanders, Det (1989-)	76

Note: The Lions are 44-32 (.579) in Sanders' 76 career 100-yard games. Sanders has played in 153 games, while Payton reached his mark in 190 games.

Career 150-yard Rushing Games

Player	Games
1. Barry Sanders, Det (1989-)	25
2. Jim Brown, Cle (1957-65)	22

Career 200-yard Rushing Games

Player	Games
1. O.J. Simpson, Buf/SF (1969-1979)	6
2. Barry Sanders, Det (1989-)	4
Jim Brown, Cle (1957-65)	4
Earl Campbell, Hou/NO (1978-85)	4

Consecutive 100-yard Rushing Games

Player	Games
1. Barry Sanders, Det (1997)	14
2. Marcus Allen, L.A. Raiders (1985-86)	11
3. Walter Payton, Chi (1985)	9

Consecutive 100-yard Road Rushing Games

Player	Games
1. Barry Sanders, Det (1996-97)	10
2. Marcus Allen, L.A. Raiders (1985-86)	7

Career 1,000-yard Rushing Seasons

Player	Seasons
1. Barry Sanders, Det (1989-)	10
Walter Payton, Chi (1975-87)	10

Consecutive 1,000-yard Rushing Seasons

Player	Seasons
1. Barry Sanders, Det (1989-)	10*
2. Emmitt Smith, Dal (1991-98)	8*
Thurman Thomas, Buf (1989-96)	8
4. Eric Dickerson, L.A. Rams/Ind (1983-89)	7

Consecutive 1,000-yard Seasons to Begin Career

Player	Seasons
1. Barry Sanders, Det (1989-)	10
2. Eric Dickerson, L.A. Rams/Ind (1983-89)	7

Career 1,500-yard Rushing Seasons

Player	Seasons
1. Barry Sanders (1991, 1994-97)	5
2. Eric Dickerson, L.A. Rams/Ind/Atl (1983-84, 1986, 1988)	4
Walter Payton, Chi (1977, 1979, 1984-85)	4

Consecutive 1,500-yard Rushing Seasons

Player	Seasons
1. Barry Sanders (1994-97)	4
2. Terrell Davis (1996-98)	3*
3. Earl Campbell (1979-80)	2
Eric Dickerson (1983-84)	2
Walter Payton (1984-85)	2
Emmitt Smith (1991-92)	2
O.J. Simpson (1975-76)	2

* Current

Single-Season Rushing Yards

Player	Yards
1. Eric Dickerson, L.A. Rams (1984)	2,105
2. Barry Sanders, Det (1997)	2,053
3. Terrell Davis, Den (1998)	2,008
4. O.J. Simpson, Buf (1973)	2,003
5. Earl Campbell, Hou (1980)	1,934
6. Barry Sanders, Det (1994)	1,883

Season 100-yard Rushing Games

Player	Games
1. Barry Sanders, Det (1997)	14
2. Eric Dickerson, L.A. Rams (1984)	12
Barry Foster, Pit (1992)	12
Jamal Anderson (1998)	12

Career TD Runs of 50-yards-or-more

Player	TDs
1. Barry Sanders, Det (1989-)	15
2. Jim Brown, Cle (1957-65)	12

All-Time NFL Single-Game Rushing Yards

Player	Yards
1. Walter Payton, Chi vs. Min (Nov. 20, 1977)	275
2. O.J. Simpson, Buf at Det (Nov. 25, 1976)	273
3. O.J. Simpson Buf at NE (Sept. 16, 1973)	250
4. Willie Ellison LA vs. NO (Dec. 5, 1971)	247
5. Corey Dillon, Cin vs. Ten (Dec. 4, 1997)	246
6. Cookie Gilchrist, Buf vs. NYJ (Dec. 8, 1963)	243
7. Barry Sanders, Det vs. TB (Nov. 13, 1994)	237
Emmitt Smith, Dal at Phi (Oct. 31, 1993)	237
Jim Brown, Cle vs. Phi (Nov. 19, 1961)	237
Jim Brown, Cle vs. LA (Nov. 24, 1957)	237

BARRY'S MOTOWN RECORDS

Through 10 NFL seasons, Barry Sanders has established or tied 16 Detroit Lions' records.

Lions' Career Records

Rushing Attempts	3,062
Rushing Yards	15,269
Total TD's	109
Rushing TD's	99
100-Yard Games	76
1,000-Yard Seasons	10#

Lions' Season Records

Rushing Attempts	343 (1998)
Rushing Yardage	2,053 (1997)
Total TD's	17 (1991)
Rushing TD's	16 (1991)
100-Yard Games	14 (1997)#

Lions' Single-Game Records

Rushing Attempts (at Dall., 9/19/94)	40
Rushing Yards (vs. T.B., 11/13/94)	237
Points (at Minn., 11/24/91)	24*
Total TD's (at Minn., 11/24/91)	4*
Rushing TD's (at Minn., 11/24/91)	4

* Tied record; # NFL Record

BARRY'S BESTS

The Lions have posted wins in eight of Sanders' top 10 rushing games, with both losses coming in overtime -- the first coming at Green Bay in Sanders' rookie season of 1989, and the second occurring in the outing vs. Cincinnati in 1998. In Barry Sanders' 25 150-yard rushing games, the Lions are 17-8 (.680). He has gone over the 160-yard mark in 20 games, 175-yard mark in 13 games, and in eight games he has rushed for 185 yards or more. Of Sanders' 25 150-yard rushing games, only three of them have been in overtime.

Most Yards Rushing (includes all games of 150-yards or more)

Yards	Game	Date	Result
1. 237	TAMPA BAY (26 carries)	11/13/94	W, 14-9
2. 220	at Minnesota (23 carries)	11/24/91	W, 34-14
3. 216	INDIANAPOLIS (24 carries)	11/23/97	W, 32-10
4. 215	at Tampa Bay (24 carries)	10/12/97	W, 27-9
5. 194	at Dallas (40 carries)	9/19/94	W, 20-17 (OT)
6. 188	GREEN BAY (20 carries)	12/4/94	W, 34-31
7. 187	TAMPA BAY (29 carries)	11/7/93	W, 23-0
8. 185	CINCINNATI (26 carries)	9/13/98	L, 28-34 (OT)
9. 184	at Green Bay (30 carries)	10/29/89	L, 23-20 (OT)
	NEW YORK JETS (23 carries)	12/21/97	W, 13-10
11. 179	at Indianapolis (30 carries)	9/22/91	W, 24-3
12. 176	L.A. RAIDERS (25 carries)	12/10/90	L, 38-31
13. 175	at San Francisco (28 carries)	12/23/96	L, 14-24
14. 167	CHICAGO (23 carries)	10/23/94	W, 21-16
	GREEN BAY (21 carries)	11/3/96	L, 18-28
	CHICAGO (19 carries)	11/27/97	W, 55-20
17. 166	at Tampa Bay (20 carries)	10/2/94	L, 14-24
18. 163	at Minnesota (24 carries)	9/1/96	L, 13-17
19. 161	at Chicago (19 carries)	9/14/97	W, 32-7
20. 160	TAMPA BAY (27 carries)	9/29/91	W, 31-3
21. 158	at Atlanta (20 carries)	12/24/89	W, 31-24
22. 157	CLEVELAND (18 carries)	10/8/95	W, 38-20
23. 155	GREEN BAY (25 carries)	10/15/98	W, 27-20
24. 152	at Green Bay (20 carries)	11/3/96	L, 18-28
25. 151	at Cincinnati (29 carries)	11/22/92	W, 19-13

Longest Runs

	Yards	Opponent	Date
1.	85	at Tampa Bay	10/2/94
2.	84	CHICAGO	10/23/94
3.	82	at Tampa Bay (TD)	10/12/97
4.	80	at Tampa Bay (TD)	10/12/97
5.	80	INDIANAPOLIS (TD)	11/23/97
6.	75	CLEVELAND (TD)	10/8/95
7.	73	GREEN BAY (TD)	10/15/98
8.	69	TAMPA BAY (TD)	9/29/91
9.	69	TAMPA BAY	11/13/94
10.	67	CINCINNATI (TD)	9/13/98

Most Carries

	Att.	Opponent	Date
1.	40	at Dallas	9/19/94
2.	32	MIAMI	9/15/91
	32	at New England	9/12/93
4.	30	at Green Bay	10/29/89
	30	at Indianapolis	9/22/91
	30	CLEVELAND	12/13/92
	30	at Miami	12/7/97
8.	29	at Cincinnati	11/22/92
	29	TAMPA BAY	11/7/93
10.	28	Three times; last vs. GREEN BAY	9/28/97

Highest Per-Carry Average

	Avg.	Opponent	Date
1.	9.57	at Minnesota (23-220)	11/24/91
2.	9.45	WASHINGTON (11-104)	11/4/90
3.	9.40	GREEN BAY (20-188)	12/4/94
4.	9.12	TAMPA BAY (26-237)	11/13/94
5.	9.00	INDIANAPOLIS (24-216)	11/23/97
6.	8.96	at Tampa Bay (24-215)	10/12/97
7.	8.80	CHICAGO (19-167)	11/27/97
8.	8.72	CLEVELAND (18-157)	10/8/95
9.	8.47	CHICAGO (19-161)	9/14/97
10.	8.38	SEATTLE (16-134)	11/17/96

Barry's TD Runs Of 50+ Yards

	Yards	Opponent	Date
1.	82	at Tampa Bay	10/12/97
2.	80	at Tampa Bay	10/12/97
3.	80	INDIANAPOLIS	11/23/97
4.	75	CLEVELAND	10/8/95
5.	73	GREEN BAY	10/15/98
6.	69	TAMPA BAY	9/29/91
7.	67	CINCINNATI	9/13/98
8.	64	MINNESOTA	12/17/94
9.	55	at Tampa Bay	10/25/92
10.	55	TAMPA BAY	11/12/95
11.	54	TAMPA BAY	9/8/96
12.	54	at San Francisco	11/23/96
13.	51	NEW YORK JETS	12/8/91
14.	51	at Washington	11/9/97
15.	50	MINNESOTA	11/23/95

QUARTER-BY-QUARTER TOTALS

		1st Quarter Totals			
	Year	Att.	Yds	Avg./Att.	Avg/Qtr.
	1989	70	402	5.7	26.8 (14 qtrs.)
	1990	54	307	5.7	19.2 (16 qtrs.)
	1991	82	388	4.7	25.9 (15 qtrs.)
	1992	87	362	4.2	22.6 (16 qtrs.)
	1993	66	323	4.9	29.4 (11 qtrs.)
	1994	73	335	4.6	20.9 (16 qtrs.)
	1995	85	369	4.3	23.1 (16 qtrs.)
	1996	86	365	4.2	22.8 (16 qtrs.)
	1997	86	408	4.7	25.5 (16 qtrs.)
	1998	84	312	3.7	19.5 (16 qtrs.)
	Total	773	3,571	4.6	23.5 (152 qtrs.)

2nd Quarter Totals

	Year	Att.	Yds	Avg./Att.	Avg/Qtr.
	1989	84	437	5.2	31.2 (14 qtrs.)
	1990	73	372	5.1	23.3 (16 qtrs.)
	1991	80	313	3.9	20.9 (15 qtrs.)
	1992	86	388	4.5	22.6 (16 qtrs.)
	1993	60	311	5.2	28.3 (11 qtrs.)
	1994	87	566	6.5	35.3 (16 qtrs.)
	1995	80	401	5.0	25.1 (16 qtrs.)
	1996	82	494	6.0	30.9 (16 qtrs.)
	1997	89	548	6.2	34.3 (16 qtrs.)
	1998	77	366	4.8	22.9 (16 qtrs.)
	Total	798	4,196	5.3	27.6 (152 qtrs.)

3rd Quarter Totals

	Year	Att.	Yds	Avg./Att.	Avg/Qtr.
	1989	64	345	5.4	24.6 (14 qtrs.)
	1990	56	300	5.4	18.8 (16 qtrs.)
	1991	79	352	4.5	23.5 (15 qtrs.)
	1992	64	296	4.6	18.5 (16 qtrs.)
	1993	55	230	4.2	20.9 (11 qtrs.)
	1994	68	446	6.6	27.9 (16 qtrs.)
	1995	73	345	4.8	21.5 (16 qtrs.)
	1996	69	369	5.3	23.1 (16 qtrs.)
	1997	84	666	7.9	41.6 (16 qtrs.)
	1998	107	532	5.0	33.3 (16 qtrs.)
	Total	719	3,881	5.4	25.4 (152 qtrs.)

4th Quarter Totals

	Year	Att.	Yds	Avg./Att.	Avg/Qtr.
	1989	62	286	4.6	22.0 (13 qtrs.)
	1990	68	313	4.6	19.6 (16 qtrs.)
	1991	100	485	4.9	32.3 (15 qtrs.)
	1992	75	306	4.1	19.1 (16 qtrs.)
	1993	55	232	4.2	23.2 (10 qtrs.)
	1994	85	489	5.8	30.6 (16 qtrs.)
	1995	76	385	5.1	24.1 (16 qtrs.)
	1996	70	325	4.6	20.3 (16 qtrs.)
	1997	77	431	5.6	26.9 (16 qtrs.)
	1998	70	245	3.5	15.3 (16 qtrs.)
	Total	738	3,497	4.7	23.3 (150 qtrs.)

Overtime Totals

	Year	Att.	Yds	Avg./Att.	Avg/Qtr.
	1989	0	0	0.0	0.0 (0 qtrs.)
	1990	4	12	3.0	6.0 (2 qtrs.)
	1991	1	10	10.0	10.0 (1 qtr.)
	1992	0	0	0.0	0.0 (0 qtrs.)
	1993	7	19	2.7	19.0 (1 qtr.)
	1994	17	47	2.8	15.6 (3 qtrs.)
	1995	0	0	0.0	0.0 (1qtr.)
	1996	0	0	0.0	0.0 (0 qtrs.)
	1997	0	0	0.0	0.0 (1 qtr.)
	1998	5	36	7.2	18.0 (2 qtrs.)
	Total	34	124	3.6	11.3 (11 qtrs.)

COMPILED GROSS YARDAGE (0+ YARDS)

Year	Att.	Gross Yds.	Avg./Att.
1989	251	1,551	6.2
1990	227	1,388	6.1
1991	296	1,676	5.7
1992	268	1,449	5.4
1993	206	1,206	5.9
1994	280	2,029	7.2
1995	260	1,613	6.2
1996	263	1,663	6.3
1997	287	2,156	7.5
1998	278	1,652	5.9
Total	2,616	16,383	6.3

COMPILED NEGATIVE YARDAGE

Year	Att.	Yds. Lost	Avg./Att.
1989	29	81	-2.8
1990	28	84	-3.0
1991	46	128	-2.8
1992	44	97	-2.2
1993	37	91	-2.5
1994	51	146	-2.9
1995	54	113	-2.1
1996	44	110	-2.5
1997	48	103	-2.1
1998	65	161	-2.5
Total	446	1,114	-2.5

SANDERS' ALL-TIME RUSHING TOUCHDOWNS LIST (CHRONOLOGICAL)

No.	Date	Opponent	Yds.	Qtr.	No. (overall)
1.	9/10/89	PHOENIX	3	3	1
2.	9/17/89	at N.Y. Giants	4	3	2
3.	9/24/89	CHICAGO	3	2	3
4.	11/5/89	at Houston	1	1	4
5.	11/5/89	at Houston	14	4	5
6.	11/12/89	GREEN BAY	1	4	6
7.	11/19/89	at Cincinnati	2	1	7
8.	12/3/89	NEW ORLEANS	3	2	8
9.	12/10/89	at Chicago	18	2	9
10.	12/10/89	at Chicago	3	3	10
11.	12/17/89	TAMPA BAY	4	2	11
12.	12/24/89	at Atlanta	25	2	12
13.	12/24/89	at Atlanta	17	3	13
14.	12/24/89	at Atlanta	18	4	14
15.	9/9/90	TAMPA BAY	1	2	15
16.	9/16/90	ATLANTA	17	2	16
17.	9/30/90	GREEN BAY	3	2	17
18.	10/7/90	at Minnesota	1	4	19
19.	10/14/90	at Kansas City	13	1	20
20.	10/28/90	at New Orleans	2	4	21
21.	11/4/90	WASHINGTON	45	3	23
22.	11/22/90	DENVER	7	1	24
23.	12/10/90	L.A. RAIDERS	35	1	26
24.	12/10/90	L.A. RAIDERS	5	1	27
25.	12/16/90	CHICAGO	1	4	28
26.	12/22/90	at Green Bay	6	4	29
27.	12/30/90	at Seattle	6	2	30
28.	9/8/91	GREEN BAY	4	1	31
29.	9/22/91	at Indianapolis	2	3	32
30.	9/22/91	at Indianapolis	23	4	33
31.	9/29/91	TAMPA BAY	7	1	34
32.	9/29/91	TAMPA BAY	1	2	35
33.	9/29/91	TAMPA BAY	69	4	36
34.	10/6/91	MINNESOTA	15	4	37
35.	11/10/91	at Tampa Bay	1	1	39
36.	11/10/91	at Tampa Bay	5	3	40
37.	11/24/91	at Minnesota	17	1	41
38.	11/24/91	at Minnesota	45	3	42
39.	11/24/91	at Minnesota	4	3	43
40.	11/24/91	at Minnesota	9	4	44
41.	12/8/91	N.Y. JETS	14	1	45
42.	12/8/91	N.Y. JETS	51	1	46
43.	12/22/91	at Buffalo	1	4	47
44.	9/6/92	at Chicago	43	4	48
45.	10/15/92	at Minnesota	11	2	49
46.	10/25/92	at Tampa Bay	1	2	50
47.	10/25/92	at Tampa Bay	55	3	51
48.	11/15/92	at Pittsburgh	1	4	52
49.	11/22/92	at Cincinnati	5	4	53
50.	11/26/92	HOUSTON	1	2	54
51.	12/13/92	CLEVELAND	14	3	56
52.	12/20/92	CHICAGO	6	2	57
53.	9/5/93	ATLANTA	26	1	58
54.	10/3/93	at Tampa Bay	20	1	59
55.	10/24/93	at L.A. Rams	5	4	60
56.	9/25/94	NEW ENGLAND	35	2	61
57.	9/25/94	NEW ENGLAND	39	3	62
58.	10/9/94	SAN FRANCISCO	9	2	63
59.	11/24/94	BUFFALO	4	2	64
60.	12/4/94	GREEN BAY	13	2	65
61.	12/17/94	MINNESOTA	18	3	67
62.	12/17/94	MINNESOTA	64	3	68
63.	9/17/95	ARIZONA	47	3	69
64.	10/8/95	CLEVELAND	11	1	70
65.	10/8/95	CLEVELAND	75	1	71
66.	10/8/95	CLEVELAND	2	3	72
67.	11/12/95	TAMPA BAY	55	2	73
68.	11/19/95	at Chicago	2	1	74
69.	11/19/95	at Chicago	29	3	75
70.	11/23/95	MINNESOTA	50	4	77
71.	12/10/95	HOUSTON	9	2	78
72.	12/17/95	JACKSONVILLE	4	2	79
73.	12/17/95	JACKSONVILLE	2	2	80
74.	9/8/96	TAMPA BAY	54	2	81
75.	9/15/96	at Philadelphia	8	3	82
76.	9/15/96	at Philadelphia	1	4	83
77.	11/3/96	at Green Bay	18	2	84
78.	11/11/96	at San Diego	2	1	85
79.	11/11/96	at San Diego	11	2	86
80.	11/17/96	SEATTLE	11	2	87
81.	11/24/96	at Chicago	22	1	88
82.	11/28/96	KANSAS CITY	13	3	89
83.	12/8/96	MINNESOTA	2	4	90
84.	11/23/96	at San Francisco	54	1	91
85.	10/12/97	at Tampa Bay	80	1	94
86.	10/12/97	at Tampa Bay	82	3	95
87.	10/19/97	N.Y. GIANTS	8	2	97
88.	11/9/97	at Washington	51	3	98
89.	11/23/97	INDIANAPOLIS	80	3	99
90.	11/23/97	INDIANAPOLIS	4	4	100
91.	11/27/97	CHICAGO	40	2	101
92.	11/27/97	CHICAGO	25	3	102
93.	11/27/97	CHICAGO	15	4	103
94.	12/7/97	at Miami	7	2	104
95.	12/21/97	N.Y. JETS	15	4	105
96.	9/13/98	CINCINNATI	2	2	106
97.	9/13/98	CINCINNATI	67	3	107
98.	9/13/98	CINCINNATI	5	4	108
99.	10/15/98	GREEN BAY	73	4	109

SANDERS' RUSHING TD's BREAKDOWN

Sanders and TD games

Number of games played	153
Number of games scoring a TD	71
Number of Single TD games	50
Number of Multiple TD games	21
Number of 2 TD's in game	15
Number of 3 TD's in game	5
Number of 4 TD's in game	1

By Distance

80+	3
70-79	2
60-60	3
50-59	7
40-49	5
30-39	3
20-29	7
10-19	20
5-9	16
1-4	33
Total	99

By Quarter

1st Quarter	21
2nd Quarter	30
3rd Quarter	24
4th Quarter	24
Overtime	0
Total:	99

SANDERS ALL-TIME RECEIVING TOUCHDOWNS (CHRONOLOGICAL)

No.	Date	Opponent	Yds.	Qtr.	No. (overall)
1.	10/7/90	at Minnesota	22	2	18
2.	10/14/90	at Kansas City	47	1	20
3.	11/22/90	DENVER	35	3	25
4.	10/27/91	DALLAS	10	4	38
5.	11/26/92	HOUSTON	8	4	55
6.	12/10/94	at N.Y. Jets	5	2	66
7.	12/4/95	CHICAGO	9	2	76
8.	9/7/97	TAMPA BAY	66	4	92
9.	9/21/97	at New Orleans	17	2	93
10.	10/12/97	at Tampa Bay	7	4	96

SANDERS' GAME-BY-GAME OFFENSIVE STATISTICS

1989 SEASON

Date	Team	Score	RUSHING						RECEIVING				Cum Yds.	Total TDs
			Att.	Yds.	Avg.	Long	TD	Rec.	Yds.	Avg.	Long	TD		
9/10	PHOE	W, 16-13	9	71	7.9	26	1	0	0	0	0	0	71	1
9/17	@ NYG	L, 14-24	12	57	4.8	14	1	6	96	16.0	27	0	153	1
9/24	CHI	L, 27-47	18	126	7.0	28	1	1	10	10.0	10	0	136	1
10/1	PITT	L, 3-23	5	1	0.2	4	0	2	11	5.5	10	0	12	0
10/8	@ Min	L, 17-24	23	99	4.3	18	0	2	30	15.0	30	0	129	0
10/15	@ TB	W, 17-16	DID NOT PLAY											
10/22	MIN	W, 20-7	15	59	3.9	21	0	1	9	9.0	9	0	68	0
10/29	@ GB	L, 20-23 (OT)	30	184	6.1	31	0	0	0	0	0	0	184	0
11/5	@ Hou	L, 31-35	19	91	4.8	17	2	1	-3	-3.0	-3	0	88	2
11/12	GB	W, 31-22	16	69	4.3	15	1	1	20	20.0	20	0	89	1
11/19	@ Cin	L, 7-42	18	114	6.3	29	1	1	6	6.0	6	0	120	1
11/23	CLE	W, 13-10	28	145	5.2	23	0	2	44	22.0	46	0	189	0
12/3	NO	W, 21-14	20	72	3.6	27	1	2	9	4.5	12	0	81	1
12/10	@ Chi	W, 27-17	26	120	4.6	30	2	3	39	13.0	19	0	159	2
12/17	TB	W, 33-7	21	104	5.0	34	1	1	8	8.0	8	0	112	1
12/24	@ Atl	W, 31-24	20	158	7.9	25	3	1	3	3.0	3	0	161	3
1989			280	1,470	5.3	34	14	24	282	11.8	46	0	1,752#	14

(# Totals do not include 118 yards on 5 kickoff returns, long return of 43.)

1990 SEASON

Date	Team	Score	RUSHING						RECEIVING				Cum Yds.	Total TDs
			Att.	Yds.	Avg.	Long	TD	Rec.	Yds.	Avg.	Long	TD		
9/9	TB	L, 21-38	14	79	5.6	24	1	0	0	0.0	0	0	79	1
9/16	ATL	W, 21-14	18	55	3.1	17	1	0	0	0.0	0	0	55	1
9/23	@ TB	L, 20-23	15	52	3.5	18	0	2	24	12.0	14	0	76	0
9/30	GB	L, 21-24	20	94	4.7	18	1	1	11	11.0	11	0	105	1
10/7	@ Min	W, 34-27	15	82	5.5	21	1	3	42	14.0	22	1	124	2
10/14	@ KC	L, 24-43	16	90	5.6	13	1	5	135	27.0	47	1	225	2
10/28	@ NO	W, 27-10	12	10	0.8	13	1	5	72	14.4	27	0	82	1
11/4	WASH	L, 38-41 (OT)	11	104	9.5	45	1	0	0	0.0	0	0	104	1
11/11	MIN	L, 7-17	12	62	5.2	16	0	3	18	6.0	8	0	80	0
11/18	@ NYG	L, 0-20	11	69	6.3	17	0	2	10	5.0	5	0	79	0
11/22	DEN	W, 40-27	23	147	6.4	23	1	3	30	10.0	35	1	177	2
12/2	@ Chi	L, 17-23 (OT)	17	61	3.6	17	0	2	32	16.0	29	0	93	0
12/10	RAID	L, 31-38	25	176	7.0	35	2	3	16	5.3	14	0	192	2
12/16	CHI	W, 38-21	18	67	3.7	18	1	2	26	13.0	18	0	93	1
12/22	@ GB	W, 24-17	19	133	7.0	37	1	4	49	12.3	21	0	182	1
12/30	@ Sea	L, 10-30	9	23	2.6	16	1	1	15	15.0	15	0	38	1
1990			255	1,304	5.1	45	13	36	480	13.3	47	3	1,784	16

1991 SEASON

Date	Team	Score	RUSHING						RECEIVING			Cum Yds.	Total TD's		
			Att.	Yds.	Avg.	Long	TD	Rec.	Yds.	Avg.	Long			TD	
9/1	@ Wash	L, 0-45													
DID NOT PLAY															
9/8	GB	W, 25-14	18	42	2.3	7	1	2	0	0.0	6	0	42	1	
9/15	MIA	W, 17-13	32	143	4.5	14	0	1	14	14.0	14	0	157	0	
9/22	@ Indy	W, 24-3	30	179	5.9	42	2	3	10	3.3	12	0	189	2	
9/29	TB	W, 31-3	27	160	5.9	69t	3	2	2	1.0	1	0	162	3	
10/6	MIN	W, 24-20	25	116	4.6	15t	1	9	76	8.4	22	0	192	1	
10/20	@ SF	L, 3-35	7	26	3.7	16	0	0	0	0	0	0	26	0	
10/27	DAL	W, 34-10	21	55	2.6	16	0	2	21	10.5	11	1	76	1	
11/3	@ Chi	L, 10-20	18	63	3.5	12	0	2	14	7.0	14	0	77	0	
11/10	@ TB	L, 21-30	23	118	5.1	40	2	6	36	6.0	11	0	154	2	
11/17	RAMS	W, 21-10	26	57	2.2	25	0	1	5	5.0	5	0	62	0	
11/24	@ Min	W, 34-14	23	220	9.6	45t	4	4	31	7.8	31	0	251	4	
11/28	CHI	W, 16-6	19	62	3.3	11	0	0	0	0	0	0	62	0	
12/8	NYJ	W, 34-20	20	114	5.7	51t	2	4	32	8.0	20	0	146	2	
12/15	@ GB	W, 21-17	27	85	3.1	26	0	2	13	6.5	17	0	98	0	
12/22	@ Buf	W, 17-14 (OT)	26	108	4.2	20	1	3	53	17.7	34	0	161	1	
1991			342	1,548	4.5	69t	16	41	307	7.5	34	1	1,855	17	

1992 SEASON

Date	Team	Score	RUSHING						RECEIVING			Cum Yds.	Total TD's	
			Att.	Yds.	Avg.	Long	TD	Rec.	Yds.	Avg.	Long			TD
9/6	@ Chi	L, 24-27	19	109	5.7	43t	1	0	0	0	0	0	109	1
9/13	MIN	W, 31-17	26	66	2.5	11	0	2	14	7.0	12	0	80	0
9/20	@ Wash	L, 10-13	14	34	2.4	9	0	4	23	5.8	9	0	57	0
9/27	TB	L, 23-27	20	70	3.5	13	0	1	4	4.0	4	0	74	0
10/4	NO	L, 7-13	9	36	4.0	15	0	0	0	0	0	0	36	0
10/15	@ Min	L, 14-31	16	52	3.3	11	1	2	18	9.0	10	0	70	1
10/25	@ TB	W, 38-7	21	122	5.8	55t	2	1	5	5.0	5	0	127	2
11/1	GB	L, 13-27	12	38	3.2	9	0	5	30	6.0	9	0	68	0
11/8	DAL	L, 3-37	18	108	6.0	15	0	1	3	3.0	3	0	111	0
11/15	@ Pitt	L, 14-17	21	94	4.5	44	1	3	23	7.7	11	0	117	1
11/22	@ Cin	W, 19-13	29	151	5.2	27	1	1	3	3.0	3	0	154	1
11/26	HOU	L, 21-24	22	54	2.5	9	1	2	12	6.0	8t	1	66	2
12/6	@ GB	L, 10-38	16	114	7.1	26	0	3	20	6.7	12	0	134	0
12/13	CLE	W, 24-14	30	87	2.9	14t	1	2	18	9.0	10	0	105	1
12/20	CHI	W, 16-3	20	113	5.7	34	1	1	48	48.0	48	0	161	1
12/28	@ SF	L, 6-24	19	104	5.5	24	0	1	4	4.0	4	0	108	0
1992			312	1,352	4.3	55t	9	29	225	7.8	48	1	1,577	10

1993 SEASON

Date	Team	Score	RUSHING						RECEIVING			Cum Yds.	Total TD's	
			Att.	Yds.	Avg.	Long	TD	Rec.	Yds.	Avg.	Long			TD
9/5	ATL	W, 30-13	26	90	3.5	26t	1	2	27	13.5	14	0	117	1
9/12	@ NE	W, 19-16 (OT)	32	148	4.6	35	0	2	15	7.5	14	0	163	0
9/19	@ NO	L, 3-14	16	76	4.8	25	0	5	25	5.0	7	0	101	0
9/26	PHOE	W, 26-20	23	90	3.9	21	0	2	4	2.0	4	0	94	0
10/3	@ TB	L, 10-27	22	130	5.9	21	1	4	21	5.3	8	0	151	1
10/17	SEA	W, 30-10	22	101	4.6	29	0	2	24	12.0	17	0	125	0
10/24	@ Rams	W, 16-13	26	91	3.5	17	1	4	25	6.3	13	0	116	1
10/31	@ Min	W, 30-27	14	64	4.6	42	0	8	44	5.5	9	0	108	0
11/7	TB	W, 23-0	29	187	6.4	28	0	2	2	1.0	4	0	189	0
11/21	@ GB	L, 17-26	17	75	4.4	19	0	2	8	4.0	4	0	83	0
11/25	CHI	L, 6-10	16	63	3.9	11	0	3	10	3.3	5	0	68	0
12/5	MIN	L, 0-13												
DID NOT PLAY														
12/12	@ Phoe	W, 21-14												
DID NOT PLAY														
12/19	SF	L, 17-55												
DID NOT PLAY														
12/26	@ Chi	W, 20-14												
DID NOT PLAY														
1/2	GB	W, 30-20												
1993			243	1,115	4.6	42	3	36	205	5.7	17	0	1,320	3

1994 SEASON

Date	Team	Score	RUSHING							RECEIVING			Cum Yds.	Total TD's
			Att.	Yds.	Avg.	Long	TD	Rec.	Yds.	Avg.	Long	TD		
9/4	ATL	W, 31-28 (OT)	27	120	4.4	18	0	2	7	3.5	5	0	127	0
9/11	@ Min	L, 3-10	12	16	1.3	8	0	4	22	5.5	12	0	38	0
9/19	@ Dal	W, 20-17 (OT)	40	194	4.9	28	0	0	0	0.0	0	0	194	0
9/25	NE	L, 17-23	18	131	7.3	39t	2	2	14	7.0	10	0	145	2
10/2	@ TB	L, 14-24	20	166	8.3	85	0	2	10	5.0	13	0	176	0
10/9	SF	L, 21-27	22	95	4.3	11	1	3	16	5.3	9	0	111	1
10/23	CHI	W, 21-16	23	167	7.3	84	0	1	4	4.0	4	0	171	0
10/30	@ NYG	W, 28-25 (OT)	26	146	5.6	62	0	2	22	11.0	13	0	168	0
11/6	@ GB	L, 30-38	15	47	3.1	20	0	8	51	6.4	13	0	98	0
11/13	TB	W, 14-9	26	237	9.1	69	0	1	16	16.0	16	0	253	0
11/20	@ Chi	L, 10-20	11	42	3.8	18	0	2	6	3.0	4	0	48	0
11/24	BUF	W, 35-21	19	45	2.4	12	1	0	0	0.0	0	0	45	1
12/4	GB	W, 34-31	20	188	9.4	63	1	3	17	5.7	12	0	205	1
12/10	@ NYJ	W, 18-7	23	127	5.5	29	0	3	13	4.3	7	1	140	1
12/17	MIN	W, 41-19	17	110	6.5	64	2	4	27	6.8	18	0	137	2
12/25	@ Mia	L, 20-27	12	52	4.3	17	0	7	58	8.1	22	0	110	0
1994			331	1,883	5.7	85	7	44	283	6.4	22	1	2,166	8

1995 SEASON

Date	Team	Score	RUSHING							RECEIVING			Cum Yds.	Total TD's
			Att.	Yds.	Avg.	Long	TD	Rec.	Yds.	Avg.	Long	TD		
9/3	@ Pitt	L, 20-23	21	108	5.1	44	0	2	6	3.0	8	0	114	0
9/10	@ Min	L, 10-20	13	35	2.7	12	0	9	60	6.7	13	0	95	0
9/17	ARIZ	L, 17-20	24	147	6.1	47t	1	4	36	9.0	14	0	183	1
9/25	SF	W, 27-24	17	24	1.4	7	0	3	18	6.0	7	0	42	0
10/8	CLE	W, 38-20	18	157	8.7	75t	3	4	27	6.8	14	0	184	3
10/15	@ GB	L, 21-30	18	124	6.9	30	0	0	0	0.0	0	0	124	0
10/22	@ Wash	L, 30-36 (OT)	20	76	3.8	15	0	2	4	2.0	6	0	80	0
10/29	GB	W, 24-16	22	167	7.6	37	0	3	31	10.3	20	0	198	0
11/5	@ Atl	L, 22-34	12	44	3.7	25	0	4	23	5.8	11	0	67	0
11/12	TB	W, 27-24	19	92	4.8	55t	1	1	14	14.0	14	0	106	1
11/19	@ Chi	W, 24-17	24	120	5.0	29t	2	2	6	3.0	6	0	126	2
11/23	MIN	W, 44-38	24	138	5.8	53	1	0	0	0.0	0	0	138	1
12/4	CHI	W, 27-7	23	90	3.9	14	0	6	93	15.5	40	1	183	1
12/10	@ Hou	W, 24-17	19	54	2.8	12	1	2	33	16.5	24	0	87	1
12/17	JAX	W, 44-0	22	76	3.5	23	2	1	8	8.0	8	0	84	2
12/23	@ TB	W, 37-10	18	48	2.7	14	0	5	39	7.8	15	0	87	0
1995			314	1,500	4.8	75t	11	48	398	8.3	40	1	1,898	12

1996 SEASON

Date	Team	Score	RUSHING							RECEIVING			Cum Yds.	Total TD's
			Att.	Yds.	Avg.	Long	TD	Rec.	Yds.	Avg.	Long	TD		
9/1	@ Min	L, 13-17	24	163	6.8	25	0	1	28	28.0	28	0	191	0
9/8	TB	W, 21-6	20	125	6.3	54t	1	3	13	4.3	9	0	138	1
9/15	@ Phil	L, 17-24	16	49	3.1	13	2	1	10	10.0	10	0	59	2
9/22	CHI	W, 35-16	19	66	3.5	30	0	1	4	4.0	4	0	70	0
9/29	@ TB	W, 27-0	15	73	4.9	18	0	2	17	8.5	14	0	90	0
10/6	ATL	W, 28-24	26	86	3.3	11	0	3	13	4.3	9	0	99	0
10/13	@ Oak	L, 21-37	9	36	4.0	14	0	2	16	8.0	12	0	52	0
10/27	NYG	L, 7-35	16	47	2.9	13	0	3	20	6.7	15	0	67	0
11/3	@ GB	L, 18-28	20	152	7.6	35	1	1	-1	-1.0	-1	0	151	1
11/11	@ SD	L, 21-27	16	51	3.2	11	2	1	7	7.0	7	0	58	2
11/17	SEA	W, 17-16	16	134	8.4	40	1	3	12	4.0	6	0	146	1
11/24	@ Chi	L, 14, 31	21	107	5.1	22t	1	1	6	6.0	6	0	113	1
11/28	KC	L, 24-28	20	77	3.9	41	1	0	0	0.0	0	0	77	1
12/8	MIN	L, 22-24	20	134	6.7	38	1	0	0	0.0	0	0	134	1
12/15	GB	L, 3-31	21	78	3.7	12	0	1	-2	-2.0	-2	0	76	0
12/23	@ SF	L, 14-24	28	175	6.3	54t	1	1	4	4.0	4	0	179	1
1996			307	1,553	5.1	54t	11	24	147	6.1	28	0	1,700	11

1997 SEASON

Date	Team	Score	RUSHING						RECEIVING				Cum Yds.	Total TD's
			Att.	Yds.	Avg.	Long	TD	Rec.	Yds.	Avg.	Long	TD		
8/31	ATL	W, 28-17	15	33	2.2	12	0	2	26	13.0	14	0	59	0
9/7	TB	L, 17-24	10	20	2.0	13	0	8	102	12.8	66t	1	122	1
9/14	@ CHI	W, 32-7	19	161	8.5	28	0	1	3	3.0	3	0	164	0
9/21	@ NO	L, 17-35	18	113	6.3	19	0	1	17	17.0	17t	1	130	1
9/28	GB	W, 26-15	28	139	5.0	46	0	1	20	20.0	20	0	159	0
10/5	@ Buf	L, 13-22	25	107	4.3	40	0	2	-1	-0.5	-1	0	106	0
10/12	@ TB	W, 27-9	24	215	9.0	82t	2	1	7	7.0	7t	1	222	3
10/19	NYG	L, 20-26 (OT)	24	105	4.4	37	1	2	21	10.5	12	0	126	1
11/2	@ GB	L, 10-20	23	105	4.6	18	0	0	0	0.0	0	0	105	0
11/9	@ Wash	L, 7-30	15	105	7.0	51t	1	1	9	9.0	9	0	114	1
11/16	MIN	W, 38-15	19	108	5.7	21	0	1	34	34.0	34	0	142	0
11/23	INDY	W, 32-10	24	216	9.0	80t	2	2	10	5.0	6	0	226	2
11/27	CHI	W, 55-20	19	167	8.8	40t	3	2	8	4.0	12	0	175	3
12/7	@ Mia	L, 30-33	30	137	4.6	19	1	1	2	2.0	2	0	139	1
12/14	@ Min	W, 14-13	19	138	7.3	60	0	5	37	7.4	11	0	175	0
12/21	NYJ	W, 13-10	23	184	8.0	53	1	3	10	3.3	4	0	194	1
1997			335	2,053	6.1	82t	11	33	305	9.2	66t	3	2,358	14

1998 SEASON

Date	Team	Score	RUSHING						RECEIVING				Cum Yds.	Total TD's
			Att.	Yds.	Avg.	Long	TD	Rec.	Yds.	Avg.	Long	TD		
9/6	@ GB	L, 19-38	17	70	4.1	18	0	0	0	0.0	0	0	70	0
9/13	CIN	L, 28-33 (OT)	26	185	7.1	67t	3	1	44	44.0	44	0	229	3
9/20	@ Min	L, 6-29	22	69	3.1	19	0	5	29	5.8	16	0	98	0
9/28	TB	W, 27-6	27	131	4.9	44	0	4	23	5.8	9	0	154	0
10/4	@ Chi	L, 27-31	14	28	2.0	17	0	2	17	8.5	10	0	45	0
10/15	GB	W, 27-20	25	155	6.2	73t	1	3	27	9.0	17	0	182	1
10/25	MIN	L, 13-34	24	127	5.3	37	0	6	51	8.5	12	0	178	0
11/1	ARZ	L, 15-17	27	107	4.0	28	0	6	17	2.8	9	0	124	0
11/8	@ Phi	L, 9-10	20	140	7.0	44	0	3	32	10.7	19	0	172	0
11/15	CHI	W, 26-3	24	114	4.8	15	0	1	6	6.0	6	0	120	0
11/22	@ TB	W, 28-25	21	66	3.1	19	0	1	7	7.0	7	0	73	0
11/26	PIT	W, 19-16 (OT)	20	33	1.7	21	0	1	20	20.0	20	0	53	0
12/6	@ Jax	L, 22-37	18	102	5.7	39	0	1	5	5.0	5	0	107	0
12/14	@ SF	L, 13-35	14	28	2.0	13	0	1	-3	-3.0	-3	0	25	0
12/20	ATL	L, 17-24	25	95	3.8	20	0	1	-1	-1.0	-1	0	94	0
12/27	@ Bal	L, 10-19	19	41	2.2	31	0	2	15	7.5	10	0	56	0
1998			343	1,491	4.3	73t	4	37	289	7.8	44	0	1,760	4

PLAYOFF GAMES

Date	Team	Score	RUSHING						RECEIVING				Cum Yds.	Total TD's
			Att.	Yds.	Avg.	Long	TD	Rec.	Yds.	Avg.	Long	TD		
1/5/92	DAL	W, 38-6	12	69	5.8	47t	1	5	30	6.0	9	0	99	1
1/12/92	at Wash	L, 41-10	11	44	4.0	23	0	4	15	3.8	10	0	59	0
1/8/94	GB	L, 24-28	27	169	6.3	44	0	2	0	0.0	3	0	169	0
12/31/94	at GB	L, 12-16	13	-1	-1	7	0	3	4	1.3	3	0	3	0
12/30/95	at Phil.	L, 37-58	10	40	4.0	9	0	2	19	9.5	11	0	59	0
12/28/97	at TB	L, 10-20	18	65	3.6	15	0	5	43	8.6	15	0	108	0
Total			91	386	4.2	47t	1	21	111	5.3	15	0	497	1

SANDERS' STATS WHEN THE LIONS PLAY...

...At Home

Year	Games	Att.	Yds.	Avg.	Avg/G	Long	TD	Rec.	Yds.	Avg.	Avg/G	Long	TD	Cum.Yds.	Total TD's
1989	8	132	647	4.9	80.9	34	5	10	111	11.1	13.9	46	0	758	5
1990	8	141	784	5.6	98.0	45t	8	12	101	8.4	12.6	35t	1	885	9
1991	8	188	749	4.0	93.6	69t	7	21	150	7.1	18.8	22	1	899	8
1992	8	157	572	3.6	71.5	34	3	14	129	9.2	16.1	48	1	701	4
1993	5	116	531	4.6	106.2	29	1	11	67	6.1	13.4	17	0	598	1
1994	8	172	1,093	6.4	136.6	84	7	16	101	6.3	12.6	18	0	1,194	7
1995	8	169	891	5.3	111.4	75t	8	22	227	10.3	28.4	40	1	1,118	9
1996	8	158	747	4.7	93.4	54t	4	14	60	4.3	7.5	15	0	807	4
1997	8	162	972	6.0	121.5	80t	7	21	231	11.0	28.9	66t	1	1,203	8
1998	8	198	947	4.8	118.4	73t	4	22	187	8.5	23.4	44	0	1,134	4
Totals	77	1,593	7,933	5.0	103.0	84	54	163	1,364	8.4	17.7	66t	5	9,297	59

... On the Road

Year	Games	Att.	Yds.	Avg.	Avg/G	Long	TD	Rec.	Yds.	Avg.	Avg/G	Long	TD	Cum.Yds.	Total TDs
1989	7	148	823	5.6	117.6	31	9	14	171	12.2	24.4	30	0	994	9
1990	8	114	520	4.6	65.0	37	5	24	379	15.8	47.4	47	2	899	7
1991	7	154	799	5.2	114.1	45	9	20	157	7.9	22.4	34	0	956	9
1992	8	155	780	5.0	97.5	55	6	15	96	6.4	12.0	12	0	876	6
1993	6	127	584	4.6	97.3	42	2	25	138	5.5	23.0	14	0	722	2
1994	8	159	790	5.0	98.8	85	0	28	182	6.5	22.8	22	1	972	1
1995	8	145	609	4.2	76.1	30	3	26	171	6.6	21.4	24	0	780	3
1996	8	149	806	5.4	100.8	54	7	10	87	8.7	10.9	28	0	893	7
1997	8	173	1,081	6.2	135.1	82	4	12	74	6.2	9.3	17	2	1,155	6
1998	8	145	544	3.8	68.0	44	0	15	102	6.8	12.8	19	0	646	0
Totals	76	1,469	7,336	5.0	96.5	85	45	189	1,557	8.2	20.5	47	5	8,893	50

... On Turf

Year	Games	Att.	Yds.	Avg.	Avg/G	Long	TD	Rec.	Yds.	Avg.	Avg/G	Long	TD	Cum.Yds.	Total TDs
1989	12	204	1,008	4.9	84.0	34	9	20	240	12.0	20.0	46	0	1,248	9
1990	13	204	1,058	5.2	81.4	45	12	28	375	13.4	28.8	47	3	1,433	15
1991	11	267	1,256	4.7	114.2	69	14	31	244	7.9	22.2	34	1	1,500	15
1992	11	223	869	3.9	79.0	44	6	20	173	8.7	15.7	48	1	1,042	7
1993	7	146	671	4.6	95.9	42	1	24	136	5.7	19.4	17	0	807	1
1994	12	273	1,576	5.8	131.3	84	7	25	158	6.3	13.2	18	1	1,734	8
1995	12	234	1,132	4.8	94.3	75	9	39	349	8.9	29.1	40	1	1,481	10
1996	10	198	959	4.8	95.9	54	6	16	98	6.1	9.8	28	0	1,057	6
1997	11	224	1,330	5.9	120.9	80	7	29	284	9.8	25.8	66	2	1,614	9
1998	10	240	1,156	4.8	115.6	73	4	30	248	8.3	24.8	44	0	1,404	4
Totals	109	2,213	11,015	5.0	101.1	84	75	262	2,305	8.8	21.1	66	9	13,320	84

... On Grass

Year	Games	Att.	Yds.	Avg.	Avg/G	Long	TD	Rec.	Yds.	Avg.	Avg/G	Long	TD	Cum.Yds.	Total TDs
1989	3	76	462	6.1	154.0	31	5	4	42	10.5	14.0	19	0	504	5
1990	3	51	246	4.8	82.0	37	1	8	105	13.1	35.0	29	0	351	1
1991	4	75	292	3.9	73.0	40	2	10	63	6.3	15.8	17	0	355	2
1992	5	89	483	5.4	96.6	55	3	9	52	5.8	10.4	12	0	535	3
1993	4	97	444	4.6	111.0	35	2	12	69	5.8	17.3	14	0	513	2
1994	4	58	307	5.3	76.8	85	0	19	125	6.6	31.3	22	0	432	0
1995	4	80	368	4.6	92.0	30	2	9	49	5.4	12.3	15	0	417	2
1996	6	109	594	5.4	99.0	54	5	8	49	6.1	8.2	14	0	643	5
1997	5	111	723	6.5	144.6	82	4	4	21	5.3	4.2	9	1	744	5
1998	6	103	335	3.3	55.8	39	0	7	41	5.9	6.8	10	0	376	0
Totals	44	849	4,254	5.0	96.7	85	24	90	616	6.8	14.0	29	1	4,870	25

... Indoors

Year	Games	Att.	Yds.	Avg.	Avg/G	Long	TD	Rec.	Yds.	Avg.	Avg/G	Long	TD	Cum.Yds.	Total TDs
1989	10	174	837	4.8	83.7	34	7	13	138	10.6	13.8	46	0	975	7
1990	11	177	899	5.1	81.7	45	11	21	230	11.0	20.9	35	2	1,129	13
1991	10	241	1,148	4.8	114.8	69	13	28	191	6.8	19.1	31	1	1,339	14
1992	9	173	624	3.6	69.3	34	4	16	147	9.2	16.3	48	1	771	5
1993	7	146	671	4.6	95.9	42	1	24	136	5.7	19.4	17	0	807	1
1994	9	184	1,109	6.0	123.2	84	7	20	123	6.2	13.7	18	0	1,232	7
1995	11	213	1,024	4.8	93.1	75	9	37	343	9.3	31.2	40	1	1,367	10
1996	9	182	910	5.0	101.1	54	4	15	88	5.9	9.8	28	0	998	4
1997	10	199	1,223	6.1	122.3	80	7	27	285	10.6	28.5	66	2	1,508	9
1998	9	220	1,016	4.6	112.9	73	4	27	216	8.0	24.0	44	0	1,232	4
Totals	95	1,909	9,461	5.0	99.6	84	67	228	1,897	8.3	20.0	66	7	11,358	74

... Outdoors

Year	Games	Att.	Yds.	Avg.	Avg/G	Long	TD	Rec.	Yds.	Avg.	Avg/G	Long	TD	Cum.Yds.	Total TDs
1989	5	106	633	6.0	126.6	31	7	11	144	13.1	28.8	27	0	777	7
1990	5	78	405	5.2	81.0	37	2	15	250	16.7	50.0	47	1	655	3
1991	5	101	400	4.0	80.0	40	3	13	116	8.9	23.2	34	0	516	3
1992	7	139	728	5.2	104.0	55	2	13	73	5.6	10.4	12	0	806	5
1993	4	97	444	4.6	111.0	35	2	12	69	5.8	17.3	14	0	513	2
1994	7	147	774	5.3	110.6	85	0	24	160	6.7	22.9	22	1	934	1
1995	5	101	476	4.7	95.2	44	2	11	55	5.0	11.0	15	0	531	2
1996	7	125	643	5.1	91.9	54	7	9	59	6.6	8.4	14	0	702	7
1997	6	136	830	6.1	138.3	82	4	6	20	3.3	3.3	7	1	850	5
1998	7	123	475	3.9	67.9	44	0	10	73	7.3	10.4	19	0	548	0
Totals	58	1,153	5,808	5.0	100.1	85	29	124	1,019	8.2	17.6	47	3	6,832	35

BARRY SANDERS IN PRIME TIME GAMES

Date	Team	Score	RUSHING						RECEIVING			TD	Cum Yds.	Total TD's	
			Att.	Yds.	Avg.	Long	TD	Rec.	Yds.	Avg.	Long				
9/23/90	TNT	at TB	L, 20-23	15	52	3.5	18	0	2	24	12.0	14	0	76	0
12/10/90	ABC	RAID	L, 31-38	25	176	7.0	35t	2	3	16	5.3	14	0	192	2
12/16/90	ESPN	CHI	W, 38-21	18	67	3.7	18	1	2	26	13.0	18	0	93	1
10/15/92	TNT	at Min	L, 14-31	16	52	3.3	11	1	2	18	9.0	10	0	70	1
12/28/92	ABC	at SF	L, 6-24	19	104	5.5	24	0	1	4	4.0	4	0	108	0
10/31/93	TNT	at Min	W, 30-27	14	64	4.6	42	0	8	44	5.5	9	0	108	0
9/19/94	ABC	at Dal	W, 20-17	40	194	4.9	28	0	0	0	0.0	0	0	194	0
11/13/94	ESPN	TB	W, 14-9	26	237	9.1	69	0	1	16	16.0	16	0	253	0
12/25/94	ESPN	at Mia	L, 20-27	12	52	4.3	17	0	7	58	8.1	22	0	110	0
9/25/95	ABC	SF	W, 27-24	17	24	1.4	7	0	3	18	6.0	7	0	42	0
12/4/95	ABC	CHI	W, 27-7	23	90	3.9	14	0	6	93	15.5	40	1	183	1
11/11/96	ABC	at SD	L, 21-27	16	51	3.2	11	2	1	7	7.0	7	0	58	2
12/8/96	ESPN	MIN	L, 22-24	20	134	6.7	38	1	0	0	0.0	0	0	0	1
12/23/96	ABC	at SF	L, 14-24	28	175	6.3	54t	1	1	4	4.0	4	0	179	1
11/2/97	ESPN	at GB	L, 10-20	23	105	4.6	18	0	0	0	0.0	0	0	105	0
12/7/97	ESPN	at Mia	L, 30-33	30	137	4.6	19	1	1	2	2.0	2	0	139	1
9/28/98	ABC	TB	W, 27-6	27	131	4.9	44	0	4	23	5.8	9	0	154	0
10/15/98	ESPN	GB	W, 27-20	25	155	6.2	73t	1	3	27	9.0	17	0	182	1
11/15/98	ESPN	CHI	W, 26-3	24	114	4.8	15	0	1	6	6.0	6	0	120	0
12/14/98	ABC	at SF	L, 13-35	14	28	2.0	13	0	1	-3	-3.0	-3	0	25	0
20-Game Totals			9-11 Record	432	2,142	5.0	73t	10	47	383	8.1	40	1	2,391	11

Sanders' Prime Time Games By the Numbers...

Games	20
Avg. Rushing Attempts per game	21.6
Avg. Rushing Yards per game	107.1
Rushing Touchdowns	10
Avg. Receptions per game	2.4
Avg. Receiving Yards per game	191.5
Receiving Touchdowns	1
Total Yards Avg. Per Prime Time Game	119.6
Total Touchdowns	11

SANDERS ON THANKSGIVING DAY

Date	Team	Score	RUSHING						RECEIVING			TD	Cum Yds.	Total TD's	
			Att.	Yds.	Avg.	Long	TD	Rec.	Yds.	Avg.	Long				
11/23/89	NBC	CLE	W, 13-10	28	145	5.2	23	0	2	44	22.0	46	0	189	0
11/22/90	NBC	DEN	W, 40-27	23	147	6.4	23	1	3	30	10.0	35T	1	177	2
11/28/91	CBS	CHI	W, 16-6	19	62	3.3	11	0	0	0	0	0	0	62	0
11/26/92	NBC	HOU	L, 21-24	22	54	2.5	9	1	2	12	6.0	8T	1	66	2
11/25/93	CBS	CHI	L, 6-10	16	63	3.9	11	0	3	10	3.3	5	0	73	0
11/24/94	NBC	BUF	W, 35-21	19	45	2.4	21	1	0	0	0.0	0	0	45	1
11/23/95	FOX	MIN	W, 44-38	24	138	5.8	53	1	0	0	0.0	0	0	138	1
11/28/96	NBC	KC	L, 24-28	20	77	3.9	41	1	0	0	0.0	0	0	77	1
11/27/97	FOX	CHI	W, 55-20	19	167	8.8	40t	3	2	8	4.0	12	0	175	3
11/29/98	CBS	PITTW,	19-16 (OT)	20	33	1.7	21	0	1	20	20.0	20	0	53	0
10-Game Totals			7-3 Record	210	931	4.4	53	8	13	124	9.5	46	2	1,055	10

Sanders' Turkey Day games by the Numbers...

Games	10
Average Rushing attempts/game	21.0
Average Rushing yards/game	93.1
Rushing Touchdowns	8
Average Receptions/game	1.3
Average Receiving yards/game	12.4
Receiving Touchdowns	2
Average Total yards/game	105.5
Total Touchdowns	10

SANDERS VS. NFL TEAMS

TEAM	G	Att.	Yds.	Avg.	Avg/G	Lg	TD	Rec.	Yds.	Avg.	Avg/G	Lg	TD	Cum.Yds	TotalTD's
Arizona Cardinals	4	83	415	5.0	103.8	471	2	12	57	4.8	14.3	14	0	472	2
Atlanta Falcons	8	169	681	4.0	85.1	261	5	15	98	6.5	12.3	14	0	779	5
Baltimore Ravens	1	19	41	2.2	41.0	31	0	2	15	7.5	15.0	10	0	56	0
Buffalo Bills	3	70	260	3.7	86.7	40	2	5	52	10.4	17.3	43	0	312	2
Chicago Bears	19	368	1,846	5.0	97.2	84	12	33	332	10.1	17.5	48	1	2,178	13
Cincinnati Bengals	3	73	450	6.2	150.0	671	5	3	53	17.7	17.7	44	0	503	5
Cleveland Browns	3	76	389	5.1	129.7	751	4	8	89	11.1	29.7	46	0	478	4
Denver Broncos	1	23	147	6.4	147.0	23	1	3	30	10.1	30.0	351	1	177	2
Dallas Cowboys	3	79	357	4.5	119.0	28	0	3	24	8.0	8.0	11	1	361	1
Green Bay Packers	19	364	2,059	5.4	108.4	731	7	39	294	7.5	15.5	21	0	2,353	7
Indianapolis Colts	2	54	395	7.3	197.5	801	4	5	20	4.0	10.0	12	0	415	4
Jacksonville Jaguars	2	40	178	4.5	89.0	39	2	2	13	6.5	6.5	8	0	191	2
Kansas City Chiefs	2	36	167	4.6	83.5	41	2	5	135	27.0	67.5	471	1	302	3
Miami Dolphins	3	74	332	4.5	110.7	19	1	9	74	8.2	24.7	22	0	406	1
Minnesota Vikings	19	363	1,858	5.1	97.8	64	11	69	570	8.3	30.0	34	1	2,428	12
New England Patriots	2	50	279	5.6	139.5	391	2	4	29	7.3	14.5	14	0	308	2
New Orleans Saints	5	75	307	4.1	61.4	27	2	13	123	9.5	24.6	27	1	430	3
New York Giants	5	89	424	4.8	84.8	62	2	15	169	11.3	33.8	27	0	583	2
New York Jets	3	66	425	6.4	141.7	53	3	10	55	5.5	18.3	20	0	480	4
Oakland Raiders	2	34	212	6.2	106.0	351	2	5	32	6.4	16.0	14	0	244	4
Philadelphia Eagles	2	36	189	5.3	94.5	44	2	4	42	10.5	21.0	19	0	231	2
Pittsburgh Steelers	4	67	236	3.5	59.0	44	1	8	60	7.5	15.0	20	0	296	1
San Diego Chargers	2	52	148	2.8	74.0	25	1	5	30	6.0	15.0	13	0	178	1
San Francisco 49ers	1	16	51	3.2	51.0	11	2	1	7	7.0	7.0	7	0	58	2
Seattle Seahawks	3	47	258	4.2	75.3	541	2	9	39	4.3	6.5	9	0	491	2
Tampa Bay Buccaneers	19	392	2,195	5.6	115.5	85	14	47	350	8.5	17.0	17	0	309	2
Tennessee Titans	3	60	199	3.3	66.3	17	4	5	42	8.4	14.0	24	2	2,545	16
Washington Redskins	4	60	319	5.3	79.8	511	2	7	36	5.1	9.0	9	0	241	5
Totals	153	3,062	15,269	5.0	99.8	85	99	352	2,921	8.3	19.1	661	10	18,190	109

	G	Att.	Yds.	Avg.	Avg./G	Lg	TD	Rec.	Yds.	Avg.	Avg./G	Lg	TD	Cum. Yds	Total TD's
VS. NFC EAST															
Arizona Cardinals	4	83	415	5.0	103.8	471	2	12	57	4.8	14.3	14	0	472	2
Dallas Cowboys	3	79	357	4.5	119.0	28	0	3	24	8.0	8.0	11	1	381	1
New York Giants	5	89	424	4.8	84.8	62	2	15	169	11.3	33.8	27	0	583	2
Philadelphia Eagles	2	36	189	5.3	94.5	44	2	4	42	10.5	21.0	19	0	231	2
Washington Redskins	4	60	319	5.3	79.8	511	2	7	36	5.1	9.0	9	0	355	2
Totals	18	347	1,704	4.9	94.7	62	8	41	328	8.0	18.2	27	1	2,032	9
VS. NFC CENTRAL															
Chicago Bears	19	388	1,846	5.0	97.2	84	12	33	332	10.1	17.5	48	1	2,178	13
Green Bay Packers	19	384	2,059	5.4	108.4	73t	7	39	294	7.5	15.5	21	0	2,353	7
Minnesota Vikings	19	363	1,858	5.1	97.8	64	11	69	570	8.3	30.0	34	1	2,428	12
Tampa Bay Buccaneers	19	392	2,195	5.6	115.5	85	14	47	350	7.4	18.4	66t	2	2,545	16
Totals	76	1,507	7,958	5.3	104.7	85	44	188	1,546	8.2	20.3	66t	4	9,504	48
VS. NFC WEST															
Allianta Falcons	8	169	681	4.0	85.1	26t	5	15	98	6.5	12.3	14	0	779	5
Carolina Panthers	0	0	0	0.0	0.0	0	0	0	0	0.0	0.0	0	0	0	0
New Orleans Saints	5	75	307	4.1	61.4	27	2	13	123	9.5	24.6	27	1	430	3
St. Louis Rams	2	52	148	2.8	74.0	25	1	5	30	6.0	15.0	13	0	178	1
San Francisco 49ers	6	107	452	4.2	75.3	54t	2	9	39	4.3	6.5	9	0	491	2
Totals	21	403	1,588	3.9	75.6	54t	10	42	290	6.9	13.8	27	1	1,878	11
VS. AFC EAST															
Buffalo Bills	3	70	260	3.7	86.7	40	2	5	52	10.4	17.3	43	0	312	2
Indianapolis Colts	2	54	395	7.3	197.5	80t	4	5	20	4.0	10.0	12	0	415	4
Miami Dolphins	3	74	332	4.5	110.7	19	1	9	24	8.2	24.7	22	0	406	1
New England Patriots	2	50	279	5.6	139.5	39t	2	4	29	7.3	14.5	14	0	308	2
New York Jets	3	66	425	6.4	141.7	53	3	10	55	5.5	18.3	20	1	480	4
Totals	13	314	1,691	5.4	130.1	80t	12	33	230	7.0	17.7	43	1	1,921	13
VS. AFC CENTRAL															
Baltimore Ravens	1	19	41	2.2	41.0	31	0	2	15	7.5	15.0	10	0	56	0
Cincinnati Bengals	3	73	450	6.2	150.0	67t	5	3	53	17.7	17.7	44	0	503	5
Cleveland Browns	3	76	389	5.1	129.7	75t	4	8	89	11.1	29.7	46	0	478	4
Jacksonville Jaguars	2	40	178	4.5	89.0	39	2	2	13	6.5	6.5	8	0	191	2
Pittsburgh Steelers	4	67	236	3.5	59.0	44	1	8	60	7.5	15.0	20	0	296	1
Tennessee Titans	3	60	199	3.3	66.3	17	4	5	42	8.4	14.0	24	1	241	5
Totals	16	335	1,493	4.5	93.3	75t	16	28	272	9.7	17.0	46	1	1,765	17

VS. AFC WEST		G	Att.	Yds.	Avg.	Avg./G	Lg	TD	Rec.	Yds.	Avg.	Avg./G	Lg	TD	Cum. Yds	Total TD's
Denver Broncos	1	23	147	6.4	147.0	23	1	3	30	10.1	30.0	351	1	177	2	
Kansas City Chiefs	2	36	167	4.6	83.5	41	2	5	135	27.0	67.5	471	1	302	3	
Oakland Raiders	2	34	212	6.2	106.0	351	2	5	32	6.4	16.0	14	0	244	2	
San Diego Chargers	1	16	51	3.2	51.0	11	2	1	7	7.0	7.0	7	0	58	2	
Seattle Seahawks	3	47	258	5.5	86.0	40	2	6	51	8.5	17.0	17	0	309	2	
Totals	9	156	835	5.4	92.8	41	9	20	255	12.8	28.3	471	2	1,090	11	
DIVISION		G	Att.	Yds.	Avg.	Avg./G	Lg	TD	Rec.	Yds.	Avg.	Avg./G	Lg	TD	Cum. Yds	Total TD's
NFC EAST	18	347	1,704	4.9	94.7	62	8	41	328	8.0	18.2	27	1	2,032	9	
NFC CENTRAL	76	1,507	7,958	5.3	104.7	85	44	188	1,546	8.2	20.3	661	4	9,504	48	
NFC WEST	21	403	1,588	3.9	75.6	541	10	42	290	6.9	13.8	27	1	1,878	11	
AFC EAST	13	314	1,691	5.4	130.1	801	12	33	230	7.0	17.7	43	1	1,921	13	
AFC CENTRAL	16	335	1,493	4.5	93.3	751	16	28	272	9.7	17.0	46	1	1,765	17	
AFC WEST	9	156	835	5.4	92.8	41	9	20	255	12.8	28.3	471	2	1,090	11	
Totals	153	3,062	15,269	5.0	99.8	85	99	352	2,921	8.3	19.1	661	10	18,190	109	
NFC EAST		G	Att.	Yds.	Avg.	Avg./G	Lg	TD	Rec.	Yds.	Avg.	Avg./G	Lg	TD	Cum. Yds	Total TD's
NFC EAST	18	347	1,704	4.9	94.7	62	8	41	328	8.0	18.2	27	1	2,032	9	
NFC CENTRAL	76	1,507	7,958	5.3	104.7	85	44	188	1,546	8.2	20.3	661	4	9,504	48	
NFC WEST	21	403	1,588	3.9	75.6	541	10	42	290	6.9	13.8	27	1	1,878	11	
Totals	115	2,257	11,250	5.0	97.8	85	62	271	2,164	8.0	18.8	661	6	13,414	68	
AFC EAST		G	Att.	Yds.	Avg.	Avg./G	Lg	TD	Rec.	Yds.	Avg.	Avg./G	Lg	TD	Cum. Yds	Total TD's
AFC EAST	13	314	1,691	5.4	130.1	801	12	33	230	7.0	17.7	43	1	1,921	13	
AFC CENTRAL	16	335	1,493	4.5	93.3	751	16	28	272	9.7	17.0	46	1	1,765	17	
AFC WEST	9	156	835	5.4	92.8	41	9	20	255	12.8	28.3	471	2	1,090	11	
Totals	38	805	4,019	5.0	105.8	85	37	81	757	9.3	19.9	661	4	4,776	41	



Cory Schlesinger

FULLBACK

Nebraska 5th Year

Ht: 6-0 Wt: 246

Born: 6/23/72 (D-6b in '95)

30

SCHLESINGER'S SINGLE-GAME BESTS

RUSHING ATTEMPTS:	4 vs. Chicago 11/27/97
RUSHING YARDS:	9 vs. Chicago 11/27/97
LONG RUSH:	5 at Chicago 10/4/98; at San Francisco 12/14/98
RECEPTIONS:	1 (nine times): Last at Baltimore 12/27/98
RECEIVING YARDS:	33 at Green Bay 11/2/97
LONG RECEPTION:	33 at Green Bay 11/2/97
RECEIVING TOUCHDOWNS:	1 at Minnesota 12/14/97; at Baltimore 12/27/98
TOTAL YARDS:	33 at Green Bay 11/2/97
SPECIAL TEAMS TACKLES:	5 at Chicago 10/4/98

SCHLESINGER'S OFFENSIVE STATISTICS

Year	RUSHING				RECEIVING				Spec. Teams		
	No.	Yards	Avg.	Long	TD	No.	Yards	Avg.	Long	TD	Tackles
1995	1	1	1.0	1	0	1	2	2.0	2	0	15
1996	0	0	0.0	0	0	0	0	0.0	0	0	13
1997	7	11	1.6	4	0	5	69	13.8	33	1	27
1998	5	17	3.4	5	0	3	16	5.3	8	1	18
Career	13	29	2.2	5	0	9	87	9.7	33	2	73

GAMES PLAYED/

STARTED: 1995 (16/2) [1/0]; 1996 (16/1); 1997 (16/2) [1/0]; 1998 (15/2)
TOTAL: (63/7) [2/0]

PRO: Has made his mark as one of team's most productive special teams performers in four-year career, as well as work as bruising, lead-blocking fullback... 73 special teams tackles in 1995-98 is most of anyone on squad in that span...

Played fullback sparingly in his first two years, but has been in the backfield in a more active role in the past two seasons and enters 1999 as the club's starter... Besides being a pounding lead-blocker, has flashed the ability to catch the ball out of the backfield ... Played in 51 consecutive games to begin his NFL career, before sitting out contest vs. Tampa Bay on September 28, 1998

with a sprained ankle... The second of the Lions' two sixth-round draft picks in 1995 (192nd overall). 1998: Backup fullback to Tommy Vardell at most times during '98 (two starts), but still saw significant action in the backfield... Rushed five times for career-high 17 yards and caught three passes for 16 yards, including second career touchdown grab in season finale (eight yards) at Baltimore (12/27)... Served as one of squad's most productive special teams players for fourth consecutive season — 18 tackles ranked fifth on the Lions... Part of team's "jumbo" package at goal-line and in short-yardage with he and Vardell sharing the backfield...

Had a single rush in five different games, including one apiece in each of the season's final three outings... Sprained his ankle at Minnesota (9/20), which forced him to miss his first NFL game the next week — vs. Tampa Bay (9/28)... Career-high five special teams stops at

Chicago (10/4). 1997: Split time at fullback with Tommy Vardell (two starts)... Started games vs. Tampa Bay (9/7) and at Chicago (9/14)... Had a career-high seven rushes for 11 yards and career-highs with five receptions for 69 yards and a touchdown... Again, played role as one of the team's most

valuable special teams members (finished second on team with 27 tackles)... Caught career-long 33-yard pass at Green Bay (11/2) on fourth-and-one on a misdirection route, advancing Lions to the Packers' one-yard line with a touchdown occurring on the next play... Scored his first career touchdown (one yard) at Minnesota (12/14) on play-action pass on goal-line... Played mainly on special teams in NFC Wild Card playoff contest at Tampa Bay (12/28). 1996: Primarily used on special teams, leading club in that category with 13 stops on the year... Saw minimal action at fullback with club utilizing three-receiver set on majority of snaps during the season... Received only starting nod at fullback at Chicago (11/24). 1995: Saw action in rook-

• After spending part of the previous three off-seasons helping teach drafting at a middle school in Lincoln, Nebraska, Schlesinger has worked as an instructor at his alma mater, the University of Nebraska, in 1998-99.

• Schlesinger rushed for two touchdowns, including the game-winner, in Nebraska's win over Miami (Fla.) in the 1994 Orange Bowl to clinch the national championship.

ie season as lead blocker for Barry Sanders in short-yardage and goal-line situations... Started two of the club's first three games at fullback, but playing time in backfield diminished as season progressed... Was

one of squad's top special teams players, notching 15 special teams stops (second on the team)... Started at fullback at Minnesota (9/10) and vs. Arizona (9/17), gathering only carry of the year vs. the Vikings (one yard) and only reception of the year (two yards).

COLLEGE and PERSONAL: A two-year starter at Nebraska, he rushed for 456 yards in 63 carries (7.2 avg.) and four TD's as a senior in 1994, nearly double his career total of 250 yards going into the season... He and outside linebacker Donta Jones were the 1993 Husker Co-Lifters-of-the-Year... Earned All-Big Eight honorable mention honors in '94 in coaches poll... Was a Phillips 66 Academic All-Big Eight pick the same year with a 3.44 grade point average... Scored two TD's, including the game winner, in the 1995 Orange Bowl as the Cornhuskers sealed the national championship... Set season and career-highs with 84 yards in six carries against Texas Tech as a senior, also rambling for a career-long 41-yard run in the game... Finished his junior year in 1993 as the team's fifth-

leading rusher with 48 carries for 193 yards and one TD... Redshirted during the 1991 season... Earned his degree in industrial technology education... Two-time All-State selection at linebacker at Columbus (Duncan, Neb.) High School... Also played fullback as a senior in 1990, rushing for 1,514 yards and 23 TD's (including nine 100-yard games)... Was named the Nebraska Defensive Player of the Year as a prep senior... Played with a group of Nebraska football all-stars in the Down Under Bowl in Sydney, Australia following his senior campaign... Won the 189-pound wrestling state championship twice during his prep career and toured with an all-star wrestling team to Quebec, Canada... Spent parts of 1995-97 off-season as a student teacher at Park Middle School in Lincoln, Nebraska, and has taught at his alma mater, the University of Nebraska, during the past two off-seasons... Drove in demolition derbies for three years during high school... He and wife, Karen, welcomed their first child, Natalie Rae, on May 15, 1998... Born in Columbus, Nebraska.



Freddie Scott

WIDE RECEIVER

Penn State 3rd Year

Ht: 5-10 Wt: 180

Born: 8/26/74 (F-3 in '99)

80

SCOTT'S SINGLE-GAME BESTS

RECEPTIONS: 4 vs. Houston 10/13/96
 RECEIVING YARDS: 32 vs. Houston 10/13/96
 LONG RECEPTION: 27 vs. Minnesota 9/8/96

SCOTT'S OFFENSIVE STATISTICS

Year	Receptions	Yards	Average	Long	TD's
1995 (All.)	7	80	11.4	27	0
1996 (All.)	0	0	0.0	0	0
1997 (Indy.)	0	0	0.0	0	0
Career	7	80	11.4	27	0

**GAMES PLAYED/
 STARTED:** 1996 (10/0);
 1997 (2/0); 1998 (0/0)
TOTAL: (12/0)

PRO: Signed as a free agent by the Lions on April 12, 1999... Had originally begun his NFL career by signing as an undrafted rookie free agent with the Atlanta Falcons on April 24, 1996... Spent the entire '96 campaign on the Falcons' roster (played in 10 contests) as well as the first eight games of the 1997 season (played in two outings) before being released by the club on October 27, 1997... Signed with the Indianapolis Colts on April 8, 1998 and didn't see action in only game on roster (released September 11). 1998: Signed as a free agent with the Indianapolis Colts on April 8, 1998... Stuck with the club through training camp and preseason and was on the Colts' opening day 53-man roster... Inactive in team's '98 opener vs. Miami (9/6) and was released five days later. 1997: Second year with Falcons when he saw action as a reserve in two games, but did not record a reception. 1996: Signed as an undrafted rookie free agent with Atlanta on April 24, 1996, and made the Falcons' 53-man roster as a backup receiver in the team's run n'

shoot attack... Caught seven passes for 80 yards during rookie campaign, including a career-high four catches for 32 yards vs. Houston (10/13)... Caught his first pro pass vs. Minnesota (9/8) — a career-long 27-yarder... Also spent some time during rookie season as a deep man on kickoff returns (no returns).

COLLEGE and PERSONAL: Left Penn State after using up only three years of his eligibility ranking sixth on the school's all-time receptions list with 93 catches for 1,520 yards... Finished second on the team with 34 receptions for 347 yards and a touchdown as a junior in 1995... Earned second-team All-Big 10 mention as a sophomore in 1994 after catching 47 passes for 973 yards and nine TD's... His average of 20.7 yards per catch that year set a school season record, and he

became the third Nittany Lion receiver to gain over 900 yards receiving in a season, joining O.J. McDuffie (977 in 1992) and Bobby Engram (1,029 in 1994)... Caught 12 balls for 200 yards and a TD as a redshirt freshman in 1993... Redshirted in 1992... Prep All-America selection by Super Prep while at Country Day (Detroit, Mich.) High School... Caught 48 passes for 860 yards and 12 TD's during high school, and also lettered in baseball and track and field...

• Scott's father, Fred, played wide receiver for the Lions from 1978-83, catching 223 passes (twelfth-most in team history) and 3,651 yards (seventh-most in team history) and 18 touchdowns.

Attended high school with current Sacramento Kings' forward Chris Webber... Father, Fred played wide receiver with the Lions from 1978-83, catching 223 passes (twelfth-most in team history) for 3,651 yards (seventh-most in team history) and 18 touchdowns... The eldest Scott also played with the Baltimore Colts from 1974-77 and the USFL's Los Angeles Express in 1984.



Tracy Scroggins

DEFENSIVE END

Tulsa 8th Year

Ht: 6-2 Wt: 273

Born: 9/11/69 (D-2a in '92)

97

SCROGGINS' SINGLE-GAME BESTS

TACKLES:	9 at Chicago 11/20/94
SACKS:	3 vs. Arizona 9/17/95; vs. Indianapolis 11/23/97
INTERCEPTIONS:	1 vs. Green Bay 1/2/94
FUMBLE RECOVERY:	81f at Tampa Bay 12/23/95

GAMES PLAYED/

STARTED: 1992 (16/7); 1993 (16/0) [1/0]; 1994 (16/9) [1/0]; 1995 (16/16) [1/1]; 1996 (6/6); 1997 (15/6) [1/1]; 1998 (11/3)
TOTAL: (96/47) [4/2]

PRO: Speedy pass rushing defensive end who began career as an outside linebacker in team's previous 3-4 alignment — has been at defensive end since 1995... His 43.5 career sacks entering 1999 place him sixth on Lions' all-time quarterback sacks list... Has 10 multi-sack games to his credit in pro career... Played in first 68 games of career before missing eight of last ten games in '96... Had career-high 9.5 sacks in '95 and led Detroit in that category during rookie campaign in 1992 with 7.5 sacks... Was the Lions' first of two second-round selections in 1992 NFL Draft (53rd overall). 1998: Backup at right defensive

SCROGGINS' DEFENSIVE STATISTICS

1998 Date	Opp.	TACKLES			Sacks		Int's		Passes Def.	Fumbles Rec./For.
		Total	Solo	Asst.	No/Yds	No/Yds				
9/6	@ GB	2	2	0	1/4	0/0	0	0/0		
9/13	CIN	2	2	0	1/8	0/0	0	0/0		
9/20	@ Min	INACTIVE — INJURY								
9/28	TB	1	1	0	1/11	0/0	0	0/0		
10/4	@ Chi	5	4	1	0/0	0/0	0	0/0		
10/15	GB	0	0	0	0/0	0/0	0	0/0		
10/25	MIN	3	3	0	2.5/14	0/0	0	0/0		
11/1	ARIZ	2	2	0	0/0	0/0	0	0/0		
11/8	@ Phil	INACTIVE — INJURY								
11/15	CHI	INACTIVE — INJURY								
11/22	@ TB	INACTIVE — INJURY								
11/26	PIT	INACTIVE — INJURY								
12/6	@ Jax	5	4	1	0/0	0/0	0	0/0		
12/14	@ SF	3	3	0	1/1	0/0	0	0/0		
12/20	ATL	2	0	2	0/0	0/0	0	0/0		
12/27	@ Balt	7	4	3	0/0	0/0	0	0/0		
1998		32	25	7	6.5/38	0/0	0	0/0		
1992		28	25	3	7.5/41	0/0	1	0/0		
1993		19	12	7	8/56	1/0	2	1/2		
1994		44	35	9	2.5/14	0/0	2	1/0		
1995		45	35	10	9.5/56	0/0	6	1/2		
1996		20	12	8	2/15	0/0	0	1/1		
1997		51	35	16	7.5/42	0/0	1	1/0		
Career		239	179	60	43.5/262	1/0	12	5/5		

end to Kerwin Waldroup for majority of season (three starts), still finishing second on the squad with 6.5 sacks... Despite backup status, saw significant playing time in Lions' defensive line rotation, especially on passing downs... Recorded a sack in each of the first three games of '98 in which he was active (sat out at Minnesota on September 20 with a pulled hamstring)... Season-high 2.5 drops vs. Minnesota (10/25) — the 10th in his career with more than one sack...

Missed Games 9-12 with a torn calf muscle... Started the final two games of the season with Waldroup out (knee) and also started at Chicago (10/4), again with Waldroup inactive... Final sack of the season came at San Francisco (12/14)... Season-high seven tackles in starting role at Baltimore (12/27). **1997:** Played in 15 games, mostly as backup defensive end (six starts) after starting season nursing a shoulder injury... Started the last five regular season games and the NFC Wild Card playoff contest at Tampa Bay (12/28), ending the year with a career-high 51 tackles...

Finished season in strong fashion, netting six of his 7.5 sacks for the year in the last five games... Took over starting spot for game vs. Indianapolis (11/23) with Waldroup on Injured Reserve (knee)... Responded by tying career-high with three sacks, in addition to recording a safety by tackling Colts' QB Paul Justin in the endzone... Followed that performance with a two-sack outing vs. Chicago on Thanksgiving Day (11/27)... Also scored his second career touchdown vs. Bears, running 17 yards with a fumble caused by a Robert Bailey sack of Chicago QB Steve Stenstrom... Batted down a pass and made three tackles in NFC Wild Card playoff game at Tampa Bay (12/28). **1996:** Saw production fall (two sacks and 20 tackles) from career-year in '95, due largely in part to high-ankle sprain suffered vs. Chicago (9/22)... Started at right defensive end in first four contests of year and two subsequent games (at Oakland 10/13 and at San Diego 11/11), but wasn't able to finish either, lasting only three plays vs. Raiders and less than a half vs. Chargers... Dressed, but did not play in game following injury (at Tampa Bay 9/29), and was inactive in remaining nine outings to end the year... Started season strongly with a sack in each of first two games of '96 at Minnesota (9/1) in opener and following week vs. Tampa Bay (9/8). **1995:** Stepped into the spotlight as one of club's most consistent producers (starting at right defensive end) in new 4-3 defense... Responded to position change by notching a career-high 9.5 sacks for 56 yards, in addition to then-career-high 45 tackles... Notched first sack of season in season opener at Pittsburgh (9/3). Sack on Mike Tomczak was one of hardest hits of season and deposited Tomczak on the sidelines temporarily with bruised ribs... Exploded for career-high three sacks vs. Arizona (9/17)... Tallied season-high seven tackles at Green Bay (10/15), in addition to notching a sack and defending a pass... Notched his sixth sack of the year vs. Green Bay (10/29) late in the fourth quarter, forcing a Brett Favre fumble, which was recovered by Chris Spielman to

• Scroggins has erupted twice in his career with three sacks in a game — vs. Arizona on September 17, 1995, and vs. Indianapolis on November 23, 1997. He also has ten career games of more than one sack.
• Scroggins enters 1999 in sixth-place on the Lions' all-time sacks list with 43.5.

preserve the win with Packers deep in Lions' territory... Registered two tackles and sacked Erik Kramer in Monday Night contest vs. Chicago (12/4)... Made four stops, 1.5 sacks and forced a fumble in Lions' win at Houston (12/10) — turnover led to a Jason Hanson field goal... Credited for six tackles, a sack and forced a fumble in regular season finale at Tampa Bay (12/23) — returned the fumble 81 yards for his first pro touch-

down... Made one tackle in Detroit's NFC Wild Card playoff game at Philadelphia (12/30). **1994:** Started nine games at outside linebacker and made then-career-high 44 tackles and 2.5 sacks... Recovered a fumble on the opening kickoff at Minnesota (9/11)... Totaled 1.5 sacks for 10 yards vs. Tampa Bay (11/13)... Collected a career-high nine tackles and a sack at Chicago (11/20)... Saw action as a reserve in NFC Wild Card playoff contest at Green Bay (12/31), combining with Robert Porcher for the Lions' only sack in the contest. **1993:** Played mostly in passing situations and finished second on the team with

eight sacks... Was named to the USA Today's "All-Joe" team which recognized underrated players around the league... Had 1.5 sacks in the season opener vs. Atlanta (9/5)... Recorded one sack, and recovered a fumble vs. Phoenix (9/26)... Had the second multi-sack outing of his career (two) at Tampa Bay (10/3)... Sacked Jim Everett and forced a fumble on the play at L.A. Rams (10/24)... Made one sack vs. Tampa Bay (11/7) and at Chicago (12/26)... Intercepted the first pass of his career and defended a pass vs. Green Bay (1/2)... Saw action as a substitute in the NFC Wild Card playoff game vs. Green Bay (1/8), and left the game in the first half with a leg injury. **1992:** Made his first professional start, replacing the injured Mike Cofer at right outside linebacker, at Minnesota (10/15) and notched his first sack... Replaced the injured Cofer at starting right outside linebacker at Cincinnati (11/22), and had one sack... Enjoyed first career multi-sack outing (two) and made four solo tackles vs. Houston (11/26)... Notched one sack vs. Cleveland (12/13)... Turned in solid performance vs. Chicago (12/20), making one sack and defending a pass... Season-high five tackles and 1.5 sacks in season finale at San Francisco (12/28).

COLLEGE and PERSONAL: Named second-team All-American and first-team All-Independent by The Poor Man's guide to the NFL Draft, and honorable mention All-American by Associated Press and Football News as a senior in 1991... Third on the team with 88 tackles, four sacks and nine tackles for losses during his senior year... Led team with 26 quarterback pressures, and recovered three fumbles and forced two others as a senior as well... As a junior in 1990, was named honorable mention All-American by the Poor Man's Guide to the NFL Draft despite starting only the final four games... Played in every contest that year, making 50 tackles with six sacks and 11 tackles for losses... Transferred to Tulsa after two years at Coffeyville (Kan.) Community College... Made a

smooth transition to linebacker from running back upon arrival at Tulsa... Two-year standout at running back at Coffeyville... Rushed for over 600 yards as Coffeyville won the district title in 1989... He and teammate Robert Porcher have served in the past as

spokesmen and judges for the Lions' "Take A Player to School" essay contest... Majored in criminal justice at Tulsa... Born in Checotah, Oklahoma.



Tony Semple

GUARD

Memphis 6th Year

Ht: 6-5 Wt: 303

Born: 12/20/70 (D-5 in '94)

62

GAMES PLAYED/

STARTED: 1994 (0/0); 1995 (16/0) [1/0]; 1996 (15/1); 1997 (16/1) [1/0]; 1998 (16/3)

TOTAL: (63/5) [2/0]

PRO: Veteran lineman who has carved out niche in Lions' lineup as both long snapper from punt formation and as one of club's reserve interior linemen... Has played well during short spans in the starting lineup at guard in each of the past three seasons while that respective starter was out with an injury ... After playing tackle in college, is now versed in playing either guard position... Fifth round selection of Lions in 1994 NFL Draft (154th overall). **1998:** Backup interior

lineman who also handled long-snapping duties on punts in season's first three games (played in all 16 outings)... Started career-high three games (Games 7-9) at right guard, replacing Jeff Hartings, who tore the medial collateral ligament in his left knee vs. Green Bay (10/15)... Once Hartings returned to the lineup, Semple returned to reserve duty... Additional playing time in 1998 included the last three quarters vs. Green Bay (10/15) at right guard after Hartings had left the contest... Took over at left guard for 23 snaps vs. Tampa Bay (9/28) with Mike Compton shifting to center to relieve Jim Pyne, who had left game with a pulled groin muscle... Made his only two special teams tackles of the year vs. Cincinnati (9/13). **1997:** Third year as Lions' long snapper from punt formation... Also handled PAT and field goal snaps in season's final three games and NFC Wild Card playoff game at Tampa Bay (12/28) with Mike Compton nursing a broken

hand... Played in all 16 regular season games for second time in career, mostly on special teams... Tallied six tackles in punt coverage... Saw his first action on offense at Tampa Bay (10/12), splitting time with Hessler Hempstead at left guard... Made his lone start of the season (second of career) vs. N.Y. Giants (10/19) at left guard with Compton shifting to left tackle for the injured Ray Roberts. **1996:** Second year as Lions' long snapper from punt formation... Also saw occasional action in reserve role at both guard slots... With then-starter Scott Conover (shoulder) ailing, saw considerable action at right guard vs. Chicago (9/22) and at Tampa Bay (9/29)... Made first career pro start (right guard) for injured Conover vs. Atlanta (10/6)... Underwent arthroscopic knee

• While rehabilitating a knee injury during his rookie year, Semple taught himself how to long-snap, a skill he has used as the Lions' deep snapper for the past four seasons.

• Semple is a regular on the Lions' off-season charity basketball team, which plays games throughout the state of Michigan.

surgery during bye week (mid-October) and was inactive vs. N.Y. Giants (10/27)... Most extensive time on offensive line during the remainder of the year was vs. Seattle (11/17) as starting left guard Compton left contest early with sprained ankle. **1995:** Rebounded from serious knee injury which forced him to miss his entire rookie campaign... Handled long-snapping duties on Lions' punts throughout the season... Played in all 16 games, in addition to NFC Wild Card playoff game at Philadelphia (12/30)... Saw brief line action at right guard in Lions' final possession vs.

Cleveland (10/8) and late in game vs. Jacksonville (12/17). **1994:** Spent the entire season on Injured Reserve... Just hours after signing his first pro contract, Semple suffered season-ending knee injury in Detroit's first practice of the 1994 training camp (7/22)... Spent significant part of rehabilitation working on long-snapping technique.

COLLEGE and PERSONAL: Manned the strong tackle position as a senior in 1993 as the Tigers averaged 219.9 yards passing per game... Recipient of the 1992 Chris Faros Most Improved Player Award following his junior year... Started every game in '92 at strong tackle... Played in every game as a sophomore in 1991, mostly on special teams... Moved to tight end in spring drills after the '91 season, but shifted back to tackle in fall scrimmages... Did not play his freshman year (1990), performing on the scout team as an offensive tackle and tight end... Redshirted

1989... Two-time All-Conference defensive end and tight end at Lincoln (Ill.) High... Recorded 56 tackles and caught 22 passes for 176 yards as a senior in 1988... Played center on the basketball team... Has a degree in sports administration... Hobbies include hunting, fishing and golf... One of Lions' most active community relations spokesmen in Detroit-area, frequently speaking at D.A.R.E. events... Also participates in Lions' hospital visit program and enjoys working with Special Olympics... During college, worked with St. Jude foundation of Memphis, Tennessee.



David Sloan

TIGHT END

New Mexico 5th Year

Ht: 6-6 Wt: 260

Born: 6/8/72 (D-3 in '95)

86

SLOAN'S SINGLE-GAME BESTS

RECEPTIONS:	7 vs. Tampa Bay 9/7/97
RECEIVING YARDS:	49 vs. Tampa Bay 9/7/97
TOUCHDOWNS:	1 vs. Tampa Bay 11/12/95; at San Francisco 12/14/98
LONG RECEPTION:	33 vs. Minnesota 10/25/98

SLOAN'S OFFENSIVE STATISTICS

Year	Receptions	Yards	Average	Long	TD's
1995	17	184	10.8	24	1
1996	7	51	7.3	18	0
1997	29	264	9.1	25	0
1998	11	146	13.3	33	1
Career	53	499	9.4	25	2

**GAMES PLAYED/
STARTED:** 1995 (16/8)
[1/1]; 1996 (4/4); 1997
(14/12) [1/1]; 1998 (10/2)
TOTAL: (44/26) [2/2]

PRO: Physically imposing tight end who has all of the necessary tools to become a big-play receiver in the Lions' passing attack... Struggled through a variety of knee injuries for parts of the 1996-98 seasons, but is now back at full-strength and looking to take on a significant role (initially injured knee in September 1996)... Former junior college basketball player who didn't play college football until 1992... Lions traded two draft picks to St. Louis to move up into the third round to select him 70th overall in the 1995 NFL Draft. **1998:** Played in 10 games (two starts), catching 11 passes for 146 yards and a TD... Spent the first six weeks of the season on PUP list while rehabilitating from knee surgery performed in June 1998... Practiced for the first time in 1998 on October 13... Once he was on active roster, he served in a reserve role, but began to play approximately as many snaps as starter Walter Rasby as the season progressed, especially on passing downs... Two starts in '98 both came when team opened the game in two-tight end formation— vs. Pittsburgh (11/26) and at Baltimore (12/27)... Caught the first TD pass since his rookie year (1995) at San Francisco (12/14)... Also included in his catches in '98 was a clutch 30-yard reception on final drive at Philadelphia (11/8)

and career-long 33-yarder vs. Minnesota (10/25). **1997:** Reclaimed starting tight end position (12 starts) after bouncing back from season-ending knee surgery in September 1996... Finished '97 season fourth on team with 29 receptions for 264 yards (both career-highs)... Missed two games with minor injuries— at New Orleans (9/21) with an ankle sprain, and vs. N.Y. Giants (10/19) with a sore back... Set career-highs with seven catches and 49 receiving yards vs. Tampa Bay (9/7)... Led team with 43 yards on three catches vs. Indianapolis (11/23)... Had a then career-long 25-yard reception at Miami (12/7)... Caught one pass for nine yards in NFC Wild Card playoff game at Tampa Bay (12/28). **1996:** Slated as Lions' starting tight end, but had year cut short due to torn anterior cruciate ligament in left knee in fourth game of the season vs. Chicago (9/22)... Surgery performed on October 6... Had seven catches for 51 yards at time of injury. **1995:** Enjoyed solid rookie campaign, with 11 catches for 146 yards, which he capped with his best game of the

season (Lions' NFC Wild Card playoff game at Philadelphia on 12/30), in that game he caught five balls for 67 yards and two touchdowns—and joined Steve Junker and Willie Green as the only players in Lions' playoff history to catch two TD passes in a game... Saw limited action during first six weeks, but played more extensively as season wore on, eventually breaking into starting lineup for eight of last nine games... Came off the bench at Washington (10/22), reeling in the first three receptions of his career for 24 yards... Started first career game vs. Green Bay (10/29), latching onto three balls for 27 yards... Reeled in the first TD grab of his career, a 17-yarder, vs. Tampa Bay (11/12).

COLLEGE and PERSONAL:

Super-Sleeper Team pick by The Poor Man's Guide to the NFL Draft following his senior year at New Mexico in 1994... First-team All-

WAC choice and Lobos' team co-captain in '94 as

well... Finished third on the team with 24 receptions for 320 (13.3 avg.) and one touchdown during senior campaign... Had 13 receptions for 116 yards (8.9 avg.) and three touchdowns as a junior in 1993... Played forward and center on the basketball team at Fresno (Calif.) City College in 1991-92, averaging eight rebounds per game as a sophomore... Joined the football team as a tight end during his sophomore year ('92), catching 13 passes for 254 yards (19.5 avg.)... Lettered three times in both football and basketball at Sierra Joint Union (Tollhouse, Cal.) High... Added four letters in track as a prepster as well... Finance major at New Mexico... Sister, Jennifer, played volleyball at Rice... Son of Robert and Sharon Sloan... Born David Lyle Sloan in Fresno, California.

• Sloan is one of only three Lions ever to catch two touchdown passes in a playoff game. He joined Steve Junker (1957) and Willie Green (1991) in this select group by recording two scores at Philadelphia on December 30, 1995.

• Sloan did not become serious about playing football until 1992 when he joined the Fresno (Calif.) City College squad. He also played basketball at Fresno in 1991-92 before accepting a football scholarship to New Mexico in 1993.



Brian Stablein

WIDE RECEIVER

Ohio State 6th Year

Ht: 6-1 Wt: 194

Born: 4/14/70 (FA in '98)

83

GAMES PLAYED/

STARTED: 1994 (0/0);
1995 (15/0) [3/0]; 1996
(16/0) [1/0]; 1997 (16/0);
1998 (11/0)

TOTAL: (58/0) [4/0]

PRO: Dependable back-up receiver signed by Lions on September 1, 1998 who runs solid routes and has a good feel for the game... Sure-handed veteran who can also lend a hand in punt return role... In five-year NFL career, has caught 58 passes for 620 yards and two touchdowns... Also has returned 23 punts for 189 yards (8.2 avg.)... Originally selected by the Denver Broncos in the eighth round of the 1993 NFL Draft (210th overall)... Spent '93 training camp

STABLEIN'S SINGLE-GAME BESTS

RECEPTIONS: 5 vs. New England 10/20/96; at New England 11/24/96
RECEIVING YARDS: 47 vs. New England 10/29/96; vs. N.Y. Jets 10/6/97
TOUCHDOWNS: 1 vs. Baltimore 10/13/96; at Pittsburgh 10/12/97
LONG RECEPTION: 30 vs. Baltimore 10/13/96 (TD); at Minnesota 12/21/97

STABLEIN'S OFFENSIVE STATISTICS

Year	Receptions	Yards	Average	Long	TD's
1993 (Indy.)					
1994 (Indy.)	0	0	0.0	0	0
1995 (Indy.)	8	95	11.9	16	0
1996 (Indy.)	18	192	10.7	30t	1
1997 (Indy.)	25	253	10.1	30	1
1998 (Det.)	7	80	11.4	15	0
Career	58	620	10.7	30t	2

with the Broncos, but was released on August 24, 1993... Subsequently signed with the Indianapolis Colts two weeks later and was on their practice squad the remainder of the '93 season... Played for the Colts

from 1994-97, but signed as an unrestricted free agent with the New England Patriots on March 19, 1998... Released by the Patriots during 1998 training camp. **1998:** Signed September 1 by Lions to add depth to receiving corps... Saw action predominantly as team's fourth receiver throughout '98 and caught seven passes for 80 yards... Saw first extended playing time of the season as third receiver (Herman Moore out) vs. Chicago with two catches for 21 yards... Also was in third receiver role the following week at Tampa Bay (11/22) and caught two more balls for 26 yards... Equalled season-high with two catches for 22 yards vs. Atlanta (12/20) as third receiver (Germane Crowell inactive), but sprained his knee making a fair catch in punt return role— injury kept him out of season finale at Baltimore (12/27) in '98... Saw time on special teams (five tackles) as well. **1997:** Played in all 16 games in reserve role for the Colts and set career-highs with 25 receptions for 253 yards and a touchdown... Collected 14 of his 25 receptions on third-down, with 23 of those coming from shotgun formation... Also returned 17 punts for 133 yards (7.8 avg.)... Made three receptions for 35 yards, in addition to returning three punts for 48 yards vs. New England (9/7)... Caught four passes for 47 yards vs. N.Y. Jets (10/6)... Reeled in a two-point conversion in win over Green Bay (11/16)... Had four grabs for 36 yards at New England (11/30)... Tied his career-best with a 30-yard reception at Minnesota (12/21). **1996:** Saw backup action in all 16 games for the Colts, in addition to time in AFC Wild Card playoff contest... Made 18 receptions for 192 yards (10.7 avg.) and a touchdown... Also returned six punts for 56 yards, including a career-long 30-yarder... Scored his first career touchdown vs. Baltimore (10/13) on a then-career-high 30-yard pass from Jim Harbaugh... Reeled in three balls for 29 yards in the Colts' AFC Wild Card playoff loss at Pittsburgh (12/27). **1995:** Played in 15 regular season games (reserve) and all three playoff games for the Colts... Made the first eight receptions of his career for 95 yards (11.9 avg.), in addition to work on Colts' special teams (four tackles)... Inactive at N.Y. Jets (9/10), but saw action in every other game... Caught a pair of

• Stablein's brother, Chris, was a teammate (1987-90) while both played collegiately at Ohio State.
• Stablein's college quarterback was current ESPN college football analyst Kirk Herbstreit.

passes in two games — at Buffalo (9/17) and at Oakland (10/22)... Recovered outside kicks to preserve three victories during '95 — vs. St. Louis (10/1), vs. Miami (11/26) and at Jacksonville (12/10)... Played in all three of the Colts' playoff games, catching one ball for 18 yards in the AFC Championship Game at Pittsburgh (1/14). **1994:** Was on the Colts' roster for the entire season, but did not appear in any game-action... Suffered dislocated left elbow returning a punt in preseason game vs. Cleveland (8/25), which forced him in inactive for the season's first seven outings... Dressed, but did not play vs. Washington (10/23) and at Seattle (12/4)... Was inactive for the remaining seven games. **1993:** After being released by the Broncos in training camp, signed with the Colts on September 7, and spent the remainder of the '93 campaign on Indianapolis' practice squad.

COLLEGE and PERSONAL:

Four-year letter winner at Ohio State (1989-92) who finished his collegiate career with 96 receptions for 1,289 yards and four touchdowns... Finished fourth in the Big Ten in receptions (53) for 643 yards and two touchdowns as a senior in 1992... Also returned 16 punts for 99 yards (6.2 avg.) as a senior... Recipient of the Paul Warfield Award in both 1991 and 1992, given annually to Ohio State's best wide receiver... Had at least one reception in every game as a junior in 1991, totaling 26 catches for 381 yards... Ranked third in the Big Ten in 1991 with 18 punt returns for 154 yards (8.6 avg.)... Tallied 10 grabs for 161 yards and a TD as a sophomore in 1990... Had seven catches for 104 yards and a TD as a freshman in 1989... Redshirted in 1988... Three-year letter winner in football and track and field at McDowell (Erie, Pa.) High School... His brother, Chris, was a teammate of his at Ohio State (1987-90)... Another brother, Scott, was a U.S. Marine who served in Operation Desert Storm in the Persian Gulf in the early 1990s... His youngest brother, Todd, played basketball at Gannon University... He and wife, Shannon, were married in June 1998 and have a son, Trey Matthew, who was born on 2/12/99.

ADDITIONAL STATISTICS:

1996: 6 return, 56 yards, 9.3 avg., 30 long.
1997: 17 returns, 133 yards, 7.8 avg., 20 long.



Ryan Stewart

SAFETY

Georgia Tech 4th Year

Ht: 6-1 Wt: 206

Born: 9/30/73 (D-3 in '96)

38

STEWART'S SINGLE-GAME BESTS

TACKLES:	7 vs. Kansas City 11/28/96
INTERCEPTIONS:	1 vs. Seattle 11/17/96
INTERCEPTION RETURN:	14 vs. Seattle 11/17/96

STEWART'S DEFENSIVE STATISTICS

Year	Total	TACKLES		Sacks No/Yds	Int's No/Yds	Passes Def.	Fumbles Rec./For.	Spec. Teams
		Solo	Asst.					
1996	32	23	9	0/0	1/14	1	0/0	6
1997	0	0	0	0/0	0/0	0	0/0	5
1998	3	3	0	0/0	0/0	0	0/1	20
Career	35	23	12	0/0	1/14	1	0/1	31

**GAMES PLAYED/
STARTED:** 1996 (14/2);
1997 (8/0) [1/0]; 1998
(16/0)
TOTAL: (38/2)

PRO: Spent most of first three pro seasons playing reserve role in secondary and active part on team's special teams... Lions' third round selection in 1997 NFL Draft (76th overall). **1998:** Backup strong safety in '98 and member of several of club's special teams units... Recorded career-high 20 special teams tackles, ranking fourth on the squad... Most significant playing time on defense in '98 came in season finale at Baltimore (12/27) with starter Ron Rice out with a concussion — made season-high three tackles and forced a fumble, which was recovered by teammate Kevin Abrams... Season-high four special teams tackles at Philadelphia (11/8). **1997:** Returned to club on October 30 after being released in training camp... Played in final eight contests of the year (special teams) and made five tackles... Led squad with two special teams tackles in NFC Wild Card playoff game at Tampa Bay (12/28). **1996:** Playing time increased as rookie year went along (played in 14 games with two starts)... Became key cog in nickel and dime packages late in the season... One of club's most active special teams performers as well (six tackles)... Six tackles in first career start vs. Atlanta (10/6) and their run 'n shoot attack... Also started in nickel role vs. Seattle (11/17), recording lone interception of his career (14-yard return)... Suffered broken hand vs. Kansas City (11/28), forcing him inactive for next two contests — vs. Minnesota (12/8) and vs. Green Bay (12/15)... Prior to injury vs. Chiefs, recorded career-high seven tackles.

COLLEGE AND PERSONAL: First-team All-American Dream Team and All-ACC selection by The NFL Draft Report as a senior in 1995... Manned the strong safety position, recording 58 tackles, and

four stops for loss and three interceptions (one returned for TD)... Was shifted to free safety as a junior in 1994, but suffered a left knee injury in the season opener vs. Arizona... Finished with 36 tackles and a fumble recovery... Selected ACC Defensive Back of the Week as he made 11 tackles, recovered a fumble and deflected a pass vs. Arizona... Named the team's Outstanding Defensive Player in '94 spring drills... Recorded 60 tackles and two pass deflections as a reserve strong safety as a sophomore in 1993... Earned his first varsity letter as he saw action strictly on special teams his first season (1992)... Redshirted in 1991... Super Prep All-American selection at Berkeley (Moncks Corner, S.C.) High School... Rated the second-best safety in the nation by Max Emfinger's Blue Chip recruiting guide... Added All-State first-team honors from the Charleston News and Courier, Greenville News and Columbia State-Journal... Two-time team Most Valuable Player... Lettered three times in football as a defensive back and running back... Had 10 interceptions during his prep career... Gained 780 yards with 12 touchdowns rushing and returned three punts for scores as a senior in 1990, earning Low Country Defensive Player of the

- Stewart received his degree in business management from Georgia Tech in May 1998.
- Stewart recorded the lone interception of his NFL career November 17, 1996 vs. Seattle, and returned the theft 14 yards.

Year honors... Also lettered twice in both basketball and track during high school career... Received degree in business management in May 1998... Received an award from the College Football Association for outstanding community service work in the Atlanta area during his time at Georgia Tech... Active participant in Lions' school assembly and hospital visit programs... Born in Moncks Corner, South Carolina.



Kywin Supernaw

SAFETY

Indiana 2nd Year

Ht: 6-1 Wt: 207

Born: 6/2/75 (FA in '98)

29

**GAMES PLAYED/
STARTED:** 1998 (2/0)
TOTAL: (2/0)

PRO and 1998: Undrafted rookie free agent signed by the Lions on April 24, 1998... Spent the majority of his rookie season on Detroit's practice squad... Activated to team's active roster on December 1, 1998 and saw game-action (special teams) in two of the subsequent four games... Made three special teams tackles in each of the two games he played — at Jacksonville (12/6) and at Baltimore (12/27)... Was inactive for the other two games in which he was on the Lions' 53-man roster.

COLLEGE and PERSONAL: Starter at free safety for Hoosiers in all 11 games as a senior in 1997...

Honorable mention All-Big Ten pick by both coaches and media in '97... Played in 1998 Hula Bowl... Voted one of team's five captains prior to senior season... Second on team in tackles as a senior with career-best 123 stops... Also had three interceptions in '97, including a 90-yarder for touchdown vs. Illinois (fifth-longest INT return in school history)... Made 38 tackles (eighth on team), had two interceptions and broke up two passes as a junior in 1996... Limited to eight games played in '96 due to injuries (three starts)... Career-high 12 tackles in contest vs. Northwestern in '96... Transferred to Indiana in 1995 after playing two years at Northeastern Oklahoma A&M... Starting strong safety on A&M's 1994 national championship team... Won three letters at Skiatook (Okla.) High School as wide receiver, running back and defensive back... All-District and All-State honors as a prep standout.



Henry Taylor

DEFENSIVE TACKLE

South Carolina 2nd Year

Ht: 6-2 Wt: 303

Born: 11/29/75 (FA in '98)

96

**GAMES PLAYED/
STARTED:** 1998 (1/0) **TOTAL:** (1/0)

PRO and 1998: Free agent signee by the Lions on September 2, 1998 who spent the majority of his rookie season on Detroit's practice squad... Originally was signed as an undrafted rookie free agent in April 1998 by the San Diego Chargers... Was with the Chargers through '98 training camp and was released on August 25, 1998... Served two stints on the Lions' 53-man roster during '98 — a two-week span in October and also in late-November into December... First promotion onto active roster came on October 8, and was again re-signed on November 23... Saw action in lone contest at San Francisco (12/14)... Made two tackles

in reserve role in that game, but an injured groin forced from the game and onto Injured Reserve five days later to end his season.

COLLEGE and PERSONAL: Led South Carolina interior linemen with 46 tackles during his senior season in 1997... Ended collegiate career with 136 tackles, 12 sacks, five fumble recoveries and one interception... Recipient of team's Most Outstanding Defensive Lineman Award in 1997... Played tight end and tackle at Barnwell (Barnwell, S.C.) High School... Led his high school to a 12-2 record and semi-final appearance in state playoffs as a senior in 1993... Born Henry Taylor in Barnwell, South Carolina.



Bryant Westbrook

CORNERBACK

Texas 3rd Year

Ht: 6-0 Wt: 198

Born: 12/19/74 (D-1 in '97)

32

GAMES PLAYED/
STARTED: 1997 (15/14)
[1/1]; 1998 (16/16)
TOTAL: (31/30) [1/1]

PRO: Hard-hitting young defender who has settled into starting left cornerback spot almost immediately since he was drafted in 1997... Vicious open-field tackler who has already endeared himself to receivers league-wide who hear his footsteps in coverage... Possesses the physical skills to become one of the top cornerbacks in the league... Two of his five interceptions in 1997-98 were returned for touchdown (one in each season)... Lions' first round selection (fifth overall) in 1997 NFL Draft and club's highest overall draft pick since Barry Sanders (third overall) in 1989. **1998:** Starter in all 16 games (14 at left cornerback) who used sophomore campaign to build upon solid rookie season in 1997... Started first two games of '98 on right side after flip-flopping with Kevin Abrams in the off-season, but switched back to left side for remainder of the year... Tied with Mark Carrier and Ron Rice for team-lead in interceptions (three) to push career total to five... Team-leader for second straight season with 19 passes broken up, in addition to career-high 77 tackles... Career-high 11 tackles vs. Cincinnati (9/13)... First of two consecutive games with season-high three passes defended at Minnesota (9/20)... First interception of '98 came in Monday Night spotlight vs. Tampa Bay (9/28), which he returned 34 yards for a touchdown (second career TD)... Recorded an interception in back-to-back weeks — vs. Minnesota (10/25) and vs. Arizona (11/1)... Last two interceptions of '98 gave Lions possession deep in opponents' territory. **1997:** Solid rookie season, starting

WESTBROOK'S SINGLE-GAME BESTS

TACKLES: 11 vs. Cincinnati 9/13/98
INTERCEPTIONS: 1 (five times; Last vs. Arizona 11/1/98)
INTERCEPTION RETURN: 64† at Miami 12/7/97
PASSES DEFENDED: 4 vs. Green Bay 9/28/97

WESTBROOK'S DEFENSIVE STATISTICS

1998 Date	Opp.	TACKLES			Sacks No/Yds	Int's No/Yds	Passes Def.	Fumbles Rec./For.	Spec.Teams Tackles
		Total	Solo	Asst.					
9/6	@ GB	3	2	1	0/0	0/0	2	0/0	0
9/13	CIN	11	11	0	0/0	0/0	2	0/0	0
9/20	@ Min	5	5	0	0/0	0/0	3	0/0	0
9/28	TB	3	1	2	0/0	1/34†	3	0/0	0
10/4	@ Chi	4	4	0	0/0	0/0	1	0/0	0
10/15	GB	3	3	0	0/0	0/0	1	0/0	0
10/25	MIN	3	3	0	0/0	1/0	0	0/0	0
11/1	ARIZ	3	3	0	0/0	1/15	1	0/0	1
11/8	@ Phil	4	4	0	0/0	0/0	2	0/0	0
11/15	CHI	5	5	0	0/0	0/0	1	0/0	0
11/22	@ TB	7	4	3	0/0	0/0	0	0/0	0
11/26	PIT	7	6	1	0/0	0/0	2	0/0	0
12/6	@ Jax	5	4	1	0/0	0/0	0	0/0	0
12/14	@ SF	7	4	3	0/0	0/0	0	0/0	0
12/20	ATL	1	1	0	0/0	0/0	1	0/0	0
12/27	@ Balt	6	5	1	0/0	0/0	1	1/0	0
1998		77	65	12	0/0	3/49	19	0/0	1
1997		54	51	3	0/0	2/64	20	0/1	5
Career		131	116	15	0/0	5/113	39	0/1	6

final 14 games of the season at left cornerback and leading the squad with 20 passes defended... Both interceptions on the year came in the season's last three games, including one for a touchdown... Also tallied 54 tackles and forced a fumble in '97... Named to USA Today, Pro Football Weekly, Football News and College and Pro Football Weekly's All-Rookie Team... Finished in fifth-place in Associated Press' Rookie of the Year voting... Suffered a groin injury in practice the week before the opener vs. Atlanta (8/31), which forced him inactive against the Falcons... Recovered sufficiently to play vs. Tampa Bay (9/7), but did not start... Was inserted into the starting lineup for third game of the year — at Chicago (9/14) and continued as starter for the remainder of the season... Defended career-high four passes vs. Green Bay (9/28)... Head coach Bobby Ross said Westbrook played his best game vs. Minnesota (11/16), as he covered Pro Bowler Cris Carter very well... Made his first career interception at Miami (12/7) and

returned the Dan Marino pass 64 yards for a touchdown... Recorded big interception in Lions' endzone in fourth quarter of regular season finale vs. N.Y. Jets (12/21) — play came on a halfback option... Also made season-high seven tackles in game against the Jets... Collected four tackles in NFC Wild Card playoff game at Tampa Bay (12/28).

COLLEGE and PERSONAL: All-American second-team selection by the Associated Press and consensus All-Big 12 first-team choice as a senior in 1996... Started every game (except vs. Baylor) at left cornerback... Recorded 52 tackles (44 solos) with three forced fumbles, a pair of blocked kicks, 11 pass deflections and two interceptions in addition to serving as one of the team's captains in '96... Blocked a punt, returning it 35 yards for a touchdown in a 40-10 triumph over Missouri in '96... Had seven tackles (six solos) vs. Penn State in the 1997 Fiesta Bowl... First-team All-Southwest Conference selection by the Austin American-Statesman, The Daily Texan, Football News and The Houston Chronicle as a junior in 1995, adding second-team honors from the Associated Press, Dallas Morning News and Fort Worth Star-Telegram... Had 62 tackles (47 solos), three forced fumbles, one interception and nine pass deflections from his left cornerback position that year... Sophomore All-American third-team pick in 1994... Started the first five games at right cornerback and the Rice clash on the left side... Posted 30 tackles, a team-high four interceptions and three pass deflections in '94... Had a career-high 12

• Westbrook has returned an interception for a touchdown in each of his two pro seasons, including his first career INT, a 64-yarder for a score at the hands of Miami's Dan Marino on December 7, 1997.
 • Westbrook was a high school teammate of Atlanta's first round draft pick in 1997, CB Michael Booker.

tackles (nine solos) vs. Colorado... Second-team Freshman All-American pick in 1993 by the Poor Man's Guide to the NFL Draft... Second-team All-SWC selection by the Austin American-Statesman, adding honorable mention honors from the Houston Chronicle that year... Played in every game in '93, forcing his way into the starting lineup by mid-season... Recorded 39 tackles, seven pass deflections and two interceptions... In his first career start, he responded with five tackles (three solos), a stop behind the line of scrimmage, a pass deflection and returned his first interception 11 yards in a 37-10 trouncing of SMU... Parade All-American first-team selection and ranked second on the Blue Chip Illustrated's Dream Team as a prep senior at El Camino (Oceanside, California) High... Named North County Defensive Player of the Year as he made 41 tackles with two interceptions and four forced fumbles... Also rushed for 676 yards and five touchdowns on 97 carries (7.0 avg.) in the first seven games as a tailback and then moved to flanker for the final five contests, catching 25 passes for 423 yards (16.9 avg.) and returning a kickoff 90 yards for a score... Started his last three years in high school, leading the team to a county title as a junior and senior... Turned down several basketball scholarships to play football at Texas... Social work major at Texas... Member of the Athletic Director's Honor Roll as he attained a 3.0 grade point average in 1994... Regular participant in Lions' hospital visit program... Born in Charlotte, North Carolina... Hometown is Oceanside, California.

Detroit's 1999 Draft Picks



Chris Claiborne

LINEBACKER

USC Round 1a

Ht: 6-3 Wt: 255

Born: 7/26/78 (9th overall)

50

CLAIBORNE'S DEFENSIVE STATISTICS

Year	TACKLES			Sacks No/Yds	Int's No/Yds	Passes Def.	Fumbles Rec./For.
	Total	Solo	Asst.				
1996	116	81	35	0/0	2/34	7	1/1
1997	76	54	22	7/47	0/0	0	1/1
1998	120	78	42	5/21	6/159	16	0/1
Career	312	213	99	12/68	8/193	23	2/3

COLLEGE: Superb physical specimen with outstanding range...Uses his hands to shed defenders and displays excellent lateral agility in pursuit...

Smooth backpedaling reverse who has excellent awareness picking up receivers in the zone...Fluid in his movements, taking proper angles while showing a relentless nature exploding into the backfield. **1998:** Unanimous All-American and All-Pac 10 first-team selection as a third-year junior... Earned National Defensive Player of the Year honors from The Sports Network and Football News in '98 as well... 1998 Pac-10 Defensive Player of the Year... Became the first USC player to win the Butkus Award, given annually to the nation's premier linebacker... Defensive co-captain in '98 who started every game at middle linebacker — led the team with 120 tackles (78 solos)... Had five sacks for 21 yards and seven tackles for loss in '98... Also in '98, he paced the Trojans with 16 pass deflections (school season-record for linebackers) and ranked eighth in the nation with six interceptions for 159 yards, including two touchdowns... His 159 interception return yards were the most by a Trojan in a season since Ronnie Lott had 166 yards in 1980... His two interception returns for touchdown in '98 were the most in a season by a USC player since Charles Phillips (three in 1974)... Deflected two passes and returned an interception 40 yards for a touchdown vs. Oregon State... Registered a season-high 14 tackles at Florida State, in addition to coming up with a stop on tailback Travis Minor on fourth-and-one at the USC four-yard line... Notched two interceptions vs. Washington State, returning one 25 yards for a touchdown... In annual matchup with UCLA, he returned an interception 66 yards to the UCLA four-yard line to set up a Trojan field goal... Closed out his career with 13 tackles vs. TCU in the 1998 Sun Bowl. **1997:** Football News All-American honorable mention selection and All-Pac 10 first-team choice as a sophomore... Finished second on the team with 76 tackles (54 solos), including 16 tackles for loss and a team-high seven sacks in '97 (first year at middle backer)... Came up big with first two-sack outing of collegiate

career at Florida State... Made big play vs. Notre Dame, breaking up a pass, which Mark Cusano intercepted to set up USC's winning field goal. **1996:** Sporting News Freshman All-American first-team pick... Rated one of the nation's top three freshmen following the season by Sports Illustrated... All-Pac 10 honorable mention selection as well... Started the final nine games at weak-side linebacker, finishing second on the team and fourth in the Pac-10 with a school freshman record 116 tackles (81 solos), in addition to two interceptions... Came off the bench in his first game as a Trojan vs. Penn State to post four tackles and provided USC with its only points when he recovered a fumble in the end zone with 29 seconds to play... Notched 19 tackles (17 solo), in game vs. California... Registered a career-high 20 tackles and intercepted a pass vs. Arizona State... His 20 hits in that game were the most by a Trojan since current Lions' safety Mark Carrier had 20 at Notre Dame in 1987.

HIGH SCHOOL and PERSONAL: Parade, Super Prep, Blue Chip Illustrated, Schutt Sports and USA Today All-American selection at J.W. North (Riverdale, Calif.) High School... List of honors as a prep senior also included: California MVP, Blue Chip Best of the West, Long Beach Press-Telegram Best in the West first-team, Tacoma News Tribune Western 100, Student Sports California MVP, Cal-High Sports All-State, All-CIF Southern Section, All-CIF Division IV MVP, and the Los Angeles Times' Glenn Davis Award (as the top Southern California prep football player)... Played linebacker, tailback and punter as a senior in 1995, recording 113 tackles, two sacks, two interceptions, two forced fumbles and two fumble recoveries, one of which he returned 57 yards for a TD... Also ran for 2,199 yards on 235 carries (9.4 avg.) with 38 touchdowns that year, in addition to catching 17 passes for 239 yards (14.1 avg.) and three TD's, and

averaged 35.0 yards on punts... Ranked in the state's Top 10 in rushing and scoring in '95... Appeared in Sports Illustrated's "Faces in the Crowd" following his senior year as well... Made Cal-High Sports All-State, All-CIF Division IV and Riverside Press Enterprise All-Riverside County as a junior... Caught 11 passes for 201 yards (18.3 avg.) in '94 as well... Also lettered in basketball in high school, averaging 14.9 points (18.1 in the playoffs) and 11.8 rebounds as a senior center (North was the CIF Division 2-AA

runner-up) and 13.0 points and 9.0 rebounds as a junior... Earned 1995 Student Sports Grid-Hoops All-American first-team, All-CIF Division II first-team, Los Angeles Times All-Inland Empire first-team, and Riverside Press Enterprise All-Riverside County first-team honors...1994-95 Cal-High Sports State Athlete of the Year... Public policy and management major at USC... Brother, Adrian, was a wide receiver at Fresno State (1993-96)... Resides in Riverdale, California.



Aaron Gibson

TACKLE

Wisconsin Round 1b

Ht: 6-4 Wt: 380

Born: 9/27/77 (27th overall)

71

COLLEGE: Largest player in Wisconsin history... Possesses impressive quickness for a player his size... One of the country's strongest players, evidenced by his 475-lb bench press... Versatile blocker who saw action at tackle, guard, tight end and fullback during his Badger career (mostly tackle)... His helmet is the largest ever made by sports manufacturer, Ridell... Explosive drive-blocker who shows good retreating skills in pass protection... Moves his feet well in contact and keeps his hands right in a defender's chest to prevent the inside surge. **1998:** Football Writers Association, American Football Coaches Association, Football News and Walter Camp Foundation All-American first-team selection as a senior... Unanimous All-Big Ten Conference first-team pick in '98 as well... First Badger to be named a finalist for both the Lombardi Award and Outland Trophy... Shared team Most Valuable Player honors in '98 as starting right tackle... Lined up at tight end in short-yardage situations... Earned team Player of the Week honors vs. Northwestern and Purdue... Matched up with 1999 Lions' draft pick All-American Jared DeVries in game vs. Iowa, with the Badgers piling up 280 yards rushing. **1997:** Football News All-American honorable mention as a junior in 1997... All-Big Ten first-team choice that year as well... Featured in a New York Times Magazine article on

the evolution of the offensive lineman from the 1920s to the present (Gibson represented the "lineman of the future" in the story)... ABC News' "20/20" interviewed Gibson for a feature on large linemen. **1996:** Played behind All-American and current Tampa Bay Buccaneer Jerry Wunsch at right tackle and was also used as a blocking tight end in the second half of the season... Featured on an ESPN "Game Day" segment as a sophomore when he did a "show and tell" with his equipment... **1995:** Did not play under NCAA Proposition 48 rules as a freshman.

HIGH SCHOOL and PERSONAL: Earned All-American honors from USA Today, Prep Football Report, Super Prep and Bigger, Stronger, Faster Magazine at Decatur Central (Indianapolis, Ind.) High School in 1994... First-team All-State pick and a member of Bloomington Herald-Times' "Top 33" team that year as well... Recovered eight fumbles and broke up 11 passes in his prep career while also playing on the defensive side of the ball... Lettered three times in football and four times in track and field... Afro-American studies major at Wisconsin... Son of Richard and Constance Gibson... His 13-year-old brother, Adam, is 6'3" and 312 pounds... Resides in Indianapolis, Indiana.



Jared DeVries

DEFENSIVE END

Iowa Round 3

Ht: 6-4 Wt: 280

Born: 6/11/76 (70th overall)

95

DeVRIES' DEFENSIVE STATISTICS

Year	TACKLES			Sacks		Passes	Fumbles
	Total	Solo	Asst.	No/Yds	Int's No/Yds	Def.	Rec./For.
1995	54	26	28	12/92	0/0	2	1/2
1996	67	43	24	13/104	0/0	6	2/1
1997	73	52	21	8/85	1/12	4	0/1
1998	66	43	23	10/69	0/0	5	1/1
Career	260	164	96	43/350	1/12	17	4/5

COLLEGE: Physical player who is very quick off the snap... Uses his hands aggressively and has an explosive forward charge... Bends his knees and re-directs well through traffic... Gets a good push off blockers on pass rush and has a fine arsenal of spin moves... Holds the school's career-record with 43 quarterback sacks and 79 tackles for loss. **1998:** All-Big Ten first-team selection for third consecutive season... One of the team's four captains... Started all 11 games at left defensive tackle... Recorded 66 tackles (43 solos) and led the team with 10 sacks and 19 tackles for loss. Also deflected five passes... Big game vs. Illinois with two sacks, four tackles for loss and two passes broken up... Among his season-high 10 tackles were three sacks vs. Wisconsin... Also had a two-sack game against Northwestern. **1997:** Associated Press and Football News All-American second-team selection... All-Big Ten first-team choice... Semi-finalist for the Lombardi Award, Outland Trophy and Football News' National Defensive Player of the Year Award... Team co-Most Valuable Player... Started every game at left defensive tackle... Recorded a career-high 73 tackles (52 solos) with eight sacks and 19 tackles for loss... Also deflected four passes and intercepted another... Earned Big Ten and ESPN Player of the Week honors for effort vs. Michigan — 11 tackles, three sacks and an interception... Had two sacks and eight tackles in matchup with Illinois... Had nine tackles and a sack in Sun Bowl vs. Arizona State. **1996:** Football News All-American third-team pick... Consensus All-Big Ten first-team selection... Earned ESPN Player of the Week honors vs. Arizona with six tackles, two sacks and three tackles for loss... Started every game at left defensive tackle, coming up with 67 tackles (43 solos), a team and career-high 13 sacks

and 22 tackles for loss... The 22 tackles behind the line of scrimmage tied the school season-record (Leroy Smith in 1991)... Also made a career-high six pass deflections... Big game vs. Illinois with two sacks, five tackles and a quarterback pressure that led to an interception... Registered fifth two-sack game of the season in the Alamo Bowl vs. Texas Tech. **1995:** Started every game, recording 54 tackles (26 solos), 12 sacks and 19 tackles for loss... Had six tackles and three sacks vs. Northern Iowa in his first collegiate outing... Other multi-sack games as a freshman came vs. Iowa State, Penn State and Minnesota (also a season-high 10 tackles)... Earned MVP honors in the 1995 Sun Bowl vs. Washington as he delivered a sack, caused a fumble to set up a score and recovered another fumble to set up a touchdown drive. **1994:** Redshirted as a freshman.

HIGH SCHOOL and PERSONAL: Blue Chip Illustrated All-American and All-Midwest pick, adding All-State Class 1A honors at Aplington-Parkersburg (Ia.) High... Also named All-Conference... 13 sacks as a high school senior in 1993 and 267 career tackles... Also competed as a fullback, gaining over 4,000 yards on the ground during his career... Communications studies major at Iowa... Younger brother, Dusty, also plays for the Hawkeyes... Older brother, Darian, played basketball at Northern Iowa, and sister, Jody, currently plays volleyball at Northern Iowa... Resides in Aplington, Iowa.



Sedrick Irvin

RUNNING BACK

Michigan State Round 4

Ht: 5-11 Wt: 226

Born: 3/30/78 (103th overall)

33

IRVIN'S OFFENSIVE STATISTICS

Year	No.	RUSHING				RECEIVING				
		Yds.	Avg.	Lg	TD	No.	Yds.	Avg.	Long	TD
1996	237	1,067	4.5	52	16	40	337	8.4	29	2
1997	246	1,270	5.2	56	9	40	346	8.6	40	4
1998	272	1,167	4.3	40	10	28	210	7.5	21	0
Career	755	3,504	4.6	56	35	108	893	8.3	40	6

COLLEGE: Tough inside runner who runs well in traffic... Has good balance and stays in control as he weaves through the pile... Effective receiver who makes defenders miss with his stutterstep moves... Finished his collegiate career as the school's fourth all-time leading rusher with 3,504 yards... Ranks second in MSU annals with 35 rushing touchdowns rushing and 42 total TD's... Ranks fifth on the Spartans' all-time scoring list with 252 points, and is third in all-purpose yards (4,833) and ninth in career receptions (108)... Joined Tico Duckett (1990-92) as the only players in school history to rush for over 1,000 yards in a season three times... Left MSU after using only three years of eligibility. **1998:** Football News All-American honorable mention and first-team All-Big Ten choice... Rushed for a team-high 1,167 yards and 10 touchdowns on 272 carries (4.3 avg.)... Third on the squad with 28 receptions for 210 yards (7.5 avg.)... Also returned four punts for 42 yards (10.5 avg.) and two kickoffs for 23 yards (11.5 avg.) as a junior... Averaged 120.2 all-purpose yards per game... Rushed for 130 yards and two TD's in game with Indiana... Also had two TD runs in games vs. Northwestern and Illinois, including a season-high 140 yards rushing vs. the Wildcats. **1997:** Named second-team All-Big Ten by the coaches and media... Shared the MSU Outstanding Underclass Back Award with cornerback Amp Campbell... Ranked fifth in the Big Ten with a career-best 1,270 yards (seventh-best season total in school history) and seven touchdowns on 246 carries (5.2 avg.)... Also ranked second on the squad with 40 receptions for 346 yards (8.6 avg.) and four scores... Returned 23 punts for 313 yards (13.6 avg.) and a touchdown during sophomore campaign... Led the team in scoring with 84 points... Averaged 160.8 all-purpose yards per game... Rushed 16 times for 178 yards and two TD's, in addition to returning a punt 80 yards for a touchdown in game with Indiana... Had a career-high nine receptions for 77 yards, including a 22-yard

touchdown in game with Michigan and also gained 81 rushing yards on 20 carries... Career-high 33 attempts for 159 yards vs. Illinois... Rushed 28 times for a career-high 238 yards and three scores in big win over Penn State — he and fullback Marc Renaud (203 yards) to combined for an NCAA record 441 yards (for two backs) in that game. **1996:** Football News honorable mention All-American... Earned MSU's Outstanding Underclass Back Award as a true freshman... Rushed for a Michigan State freshman record 1,067 yards... Scored a school freshman record 18 touchdowns (second-best overall in Spartan annals)... Carried the ball 237 times for a 4.5-yard average and 16 rushing scores... Second on the squad with 40 receptions for 337 yards (8.4 avg.) and a pair of touchdowns... Averaged 121.8 all-purpose yards per game... In his first game for the Spartans, he rushed 13 times for 73 yards and three TD's and caught seven passes for 59 yards, including a 12-yard touchdown... Rushed for a career-high four touchdowns in addition to rolling up 158 yards in 33 carries vs. Indiana... Threw a 56-yard touchdown pass to Nigea Carter and carried 23 times for 93 yards vs. Penn State.

HIGH SCHOOL and PERSONAL: Super Prep and USA Today first-team All-American selection at Miami (Fla.) High... Rushed for 1,129 yards and 29 touchdowns as a senior in 1995 to help Miami High to a 10-1 record... Ran for 1,075 yards and 22 touchdowns as a junior at Southridge (Miami, Fla.) High... Communications major at Michigan State... Served as guest conductor in February 1999 for the Lansing Symphony Orchestra in its "Direct from the Heart" program, a benefit concert for the American Heart Association... Cousin of Dallas Cowboys' WR Michael Irvin... Resides in Miami, Florida.



Ty Talton

SAFETY

Northern Iowa Round 5

Ht: 5-11 Wt: 201

Born: 5/10/76 (137th overall)

25

TALTON'S DEFENSIVE STATISTICS

Year	TACKLES			Sacks No/Yds	Int's No/Yds	Passes Def.	Fumbles Rec./For.
	Total	Solo	Asst.				
1995	76	50	26	0/0	8/57	12	0/0
1996	71	39	32	0/0	9/182	9	2/3
1997	61	40	21	0/0	3/21	5	1/1
1998	48	30	18	0/0	2/21	9	0/0
Career	256	159	97	0/0	22/281	35	3/4

TALTON'S KICKOFF RETURN STATISTICS

Year	No.	Yds.	Avg.	Long	TD's
1995	3	87	29.0	43	0
1996	27	927	34.3	97t	3
1997	25	604	24.2	50	0
1998	22	605	27.5	49	0
Career	77	2,223	28.9	97t	3

COLLEGE: Physical hitter with quick feet and good body control... Aggressive with his hands, who does a nice job knocking receivers off stride... Spent considerable time returning kickoffs and punts in college as well... Holds Northern Iowa's all-time career record with 1,991 yards on kickoff returns... Also broke all-time school standards for both interceptions (22) and interception return yards (268)...

Started 48 of a possible 49 games at left cornerback, but will be shifted to free safety in the NFL. **1998:** Consensus Division I-AA All-American and All-Gateway Conference first-team selection for the third consecutive season... Manned the left cornerback position, recording 48 tackles (30 solos) and a pair of blocked kicks on special teams... Also had two interceptions and nine pass deflections... Returned 22 kickoffs for 605 yards (27.5 avg.) and four punts for 25 yards (6.3 avg.)... Interceptions came in games vs. Cal Poly-SLO and Indiana State... Ran 29 yards for a touchdown on a reverse vs. Winona State. **1997:** Earned second-team All-American honors as a defensive back and third-team accolades as a kick returner from Football Gazette and The Sports Network... All-Gateway first-team choice... Started every game at left cornerback, recording 61 tackles (40 solos)... Returned 25 kickoffs for 604 yards (24.2 avg.)... Season-long 50-yard kickoff return came at Iowa... Had an interception vs. Southern Illinois, and Youngstown State. **1996:** All-American second-team defensive pick by The Sports Network, adding third-team honors as a kick returner from Football Gazette... All-Gateway first-team choice (first of three straight years)... Started 14 games at left cornerback, recording 71 tackles (39 solos) with nine pass deflections and three forced fumbles... Led the conference and ranked seventh in the nation with a school season-record nine interceptions... His 182 interception return yards also established a UNI season-mark... Ranked seventh in Division I-AA with 27 kickoffs for 927 yards (34.3 avg) and a school season-record three touchdowns... 927 return yards also set an all-time UNI seasonal standard... Returned a kickoff 95 yards for a touchdown vs. St. Cloud State... Returned an intercept-

tion 65 yards for a score vs. Stephen F. Austin...

Returned an interception 37 yards at Iowa State and returned six kickoffs for a school-record 197 yards... Forced a fumble and had a 95-yard kickoff return for a touchdown vs. McNeese State... Also had interceptions vs. SW Missouri, Indiana State, Marshall (Division I-AA playoffs) and Western Illinois, which he returned 54 yards... Had season-high nine tackles in Division I-AA playoff games with William & Mary and Eastern Illinois... Added a 97-yard kickoff return for a TD in game with EIU. **1995:** Started 12 games at left cornerback... Recorded a career-high 76 tackles (50 solos) with 12 pass deflections and led the squad with eight interceptions for 57 yards... Added 87 yards on three kickoff returns (29.0 avg) — all of which came in outing vs. Illinois State... Came off the bench vs. Stephen F. Austin in his first game as a Panther to post a career-high 12 tackles with a pair of pass break-ups... Earned his first start the following week at Iowa, and responded with five solo tackles and career-high three interceptions for 30 yards... Also had interceptions in games with SW Missouri, Idaho and Marshall (playoff game)... Made 10 tackles in Division I-AA playoff game with Murray State. **1994:** Redshirted after first joining the basketball team as a walk-on... Also competed with the track team as a sprinter.

HIGH SCHOOL and PERSONAL: All-Conference and All-State selection in basketball at Turner (Beloit, Wis.) High School during his senior year in 1993... Added All-Conference honors as a fullback in football the same year... Finished second in the state finals in the 100-meter dash event three straight years... physical education major at Northern Iowa... Son of Onia and Butler Talton... Resides in Beloit, Wisconsin.



Clint Kriewaldt

LINEBACKER

Wisconsin-Stevens Point Round 6

Ht: 6-2 Wt: 235

Born: 3/17/76 (177th overall)

51

KRIEWALDT'S DEFENSIVE STATISTICS

Year	TACKLES			Sacks No/Yds	Int's No/Yds	Passes Def.	Fumbles Rec./For.
	Total	Solo	Asst.				
1995	90	58	32	0/0	0	0	1/1
1996	121	70	51	2/8	1	2	3/3
1997	90	61	29	3/35	1	3	4/2
1998	115	80	35	2.5/15	1	3	3/2
Career	416	269	147	7.5/58	3	8	11/8

COLLEGE: Four-year starter who played inside linebacker most of his career, except for a stint outside in 1997... Also played in short-yardage

offensive situations as a running back... First four-time unanimous first-team All-WIAC selection in conference history... Set Wisconsin-Stevens Point career tackles record with 416. **1998:** Division III National Defensive Player of the Year... First team AFCA Burger King Division III Coaches All-American Team... First-team Hewlett-Packard Division III All-American Football Team... First-Team Football Gazette All-American Team... Milwaukee Journal-Sentinel WIAC Player of the Year... Wisconsin-Stevens Point Team MVP and Defensive Player of the Year... Recorded 10-plus tackles in all nine games (streak finished at 12 going back to the 1997 season)... Had 115 tackles, 20 tackles for loss, and 2.5 sacks... Led team in scoring with nine touchdowns (eight rushing, one fumble return)... Named WIAC Defensive Player of the Week twice. **1997:** First Team Football Gazette All-American... Third-team Hewlett-Packard Division III All-All American Football Team... Unanimous first-

team All-WIAC... Had 90 tackles, 61 solo, 11 tackles for loss, career-high three sacks, and career-high four fumble recoveries... Second on team in scoring with nine touchdowns (eight rushing, one receiving). **1996:** Unanimous First Team All-WIAC... Had career-high 121 tackles and 16 tackles for loss. **1995:** Unanimous First-Team all-WIAC... Wisconsin-Stevens Point Most Improved Player... Had 90 tackles and seven tackles for loss. **1994:** Redshirted as running back.

HIGH SCHOOL and PERSONAL: All-State running back at Shiocton (Wisc.) High School... All-Region and All-Conference as running back and linebacker... 1993 Offensive Player of the Year in Central Wisconsin Conference (large schools)... Team MVP and team captain in '93 as well... Set school rushing records for most career yards (3,357), single-season yards (1,552) and single-game yards (317).



Mike Pringley

DEFENSIVE END

North Carolina Round 7

Ht: 6-4 Wt: 277

Born: 5/22/76 (215th overall)

92

PRINGLEY'S DEFENSIVE STATISTICS

Year	TACKLES			Sacks No/Yds	Int's No/Yds	Passes Def.	Fumbles Rec./For.
	Total	Solo	Asst.				
1995	41	17	24	4/26	0/0	0	0/0
1996	30	18	12	3/23	0/0	2	1/0
1997	45	14	31	3.5/24	0/0	3	0/1
1998	70	31	39	4/34	0/0	2	0/1
Career	186	80	106	14.5/107	0/0	7	1/2

COLLEGE: Explosive pass rusher with impressive leg drive off the snap... Moves well laterally, showing quickness in pursuit down the line...

Started 30 of a possible 31 games in 1996-98 on a defense that saw four defensive linemen chosen in the first two rounds of the last two NFL Drafts, including three first-rounders... Had the tendency during collegiate career to play his best in big games... Recorded 186 tackles, 14.5 sacks and 29 tackles for loss during his time in Chapel Hill. **1998:** Started every game at strong-side defensive end, recording career-high 70 tackles (31 solos), four sacks, seven tackles for loss and 12 quarterback pressures... Big game vs. Florida State with career-high 14 tackles and two sacks... Also collected sacks in games with Pittsburgh and North Carolina State... Closed out his career with in the Las Vegas Bowl vs. San Diego State with six tackles, two sacks and four tackles for loss. **1997:** Started every game except vs. Clemson at strong-side defensive end... Finished season with 45 tackles (14 solos), 3.5 sacks, a career-high nine tackles for loss and 29 quarterback pressures... Tied his season-high of eight tackles in games with Indiana and Texas Christian (also had a sack in each of those games)... Other solo sack came in contest vs. Maryland. **1996:** First of three straight years in Tar Heels' starting lineup... Made 30 tackles, three sacks and eight tackles for loss... Two-sack outing to begin the season vs. Syracuse... Career-high seven quarterback pressures in game with Louisville... Season-high seven tackles in game vs. Georgia Tech, in addition to three tackles for loss... Recorded a sack and caused a fumble in 1997 Gator

Bowl vs. West Virginia... Also in the bowl game, he made a big play late in the game, stopping Mountaineers' RB Amos Zereoue for a two-yard loss to preserve the UNC victory. **1995:** Started four games as a redshirt freshman, recording 41 tackles, four sacks and five tackles for loss... Shared strong-side defensive end duties with '99 Chicago second round pick Russell Davis... On his first play from scrimmage as a collegian, he sacked Syracuse QB Donovan McNabb... Also made sacks vs. Wake Forest Louisville and Georgia Tech... Season-high six tackles vs. Georgia Tech. **1994:** Redshirted.

HIGH SCHOOL and PERSONAL: Super Prep and Parade All-American selection at Linden (N.J.) High... First-team All-State and All-County pick as a prep senior as well... School's career sack leader with 30, including 14 as a senior... Led the team as a senior with 121 tackles and 17 stops for loss... Also was the leading receiver (tight end) during each of his last two seasons... Caught 22 passes for 460 yards as a senior... Named Union County's top Scholar-Athlete that year as well... Chosen for the 1993 High School All-America Football Bowl... Selected for the New Jersey North-South All-Star Game in both football and basketball, the first Linden athlete to be so honored... Team Most Valuable Player in basketball in '93... Exercise and sports science major at North Carolina... Born Michael Charles Pringley in Linden, New Jersey.

1999 Detroit Free Agents

Nikia Codie

(Safety/Rookie/6-2/208/Baylor) Three-year starter (at both safety spots) who made 283 tackles during his career... Tied for second on squad with 90 tackles as a senior in 1998... Honorable mention All-Big 12 pick as a junior in 1997 with 88 tackles (third on team) despite missing last three games... Notched a career-high 18 tackles at Michigan... Starter at free safety in 1996 as a sophomore and made 75 tackles (fourth on squad), in addition to blocking two kicks on special teams... Team's top backup at both safety slots as a true freshman in 1995 (two starts), making 30 tackles and blocking a kick on special teams... Also a member of Baylor's track and field team, finishing seventh in the long jump at the 1996 Big 12 outdoor meet... The top-rated safety in the nation by Blue Chip Magazine coming out of Cleburne (Tex.) High School... Super-Prep All-American pick as well... Born 1/20/76.

Darryl Daniel

(Wide Receiver/Rookie/5-11/190/Syracuse) Two-year letter winner who caught 45 passes for 608 yards and four touchdowns during collegiate career... Started three games as a senior in '98 and caught 22 passes (second on squad) for 263 yards... Played in every game as a junior in 1997 and recorded 16 receptions for 218 yards and a TD... Biggest game of his career came in 1996 as a sophomore vs. Miami (Fla.) when he caught three passes for a career-high 80 yards and two touchdowns... Finished with seven grabs for 127 yards and three TD's in '96... Saw limited action as a wide receiver and on special teams as a true freshman in 1995... Super-Prep All-Northeast Team as a prep senior in 1994 at Conestoga Valley (Lancaster, Pa.) High School... Caught 50 passes for 864 yards and 16 TD's as a senior in '94 and 75 catches for 995 yards and 10 TD's as a junior in 1993... Born 1/24/76.

Charles Dorsey

(Defensive Tackle/Rookie/6-1/299/Auburn) Three-year starter at Auburn who tallied 102 tackles, 17 tackles for loss and 10 sacks in collegiate career... Set career-highs in all three major defensive categories as a senior in 1998 with 65 tackles (third on squad), seven tackles for loss (second on club) and four sacks (tied for second on team)... Career-high 10 stops in '98 game vs. Florida... Starter at nose tackle as a junior in 1997 and made 58 tackles, three sacks and six tackles for loss... Only two-sack game of career came in '97 vs. South Carolina... Started seven games as a sophomore in 1996, tallying 36 tackles, two tackles for loss and two sacks... Mostly scout team duty

as a redshirt freshman in 1995, (all eight tackles came in game with Alabama)... Redshirted in 1994... All-State choice as a prep junior at Dillard (Fr. Lauderdale, Fla.) High School in 1992 with 108 tackles and 26 sacks... Helped lead Dillard to Florida Class 5A state title that year as well... Also lettered in track and basketball... Born 8/7/74.

Henry Douglas

(Wide Receiver/Rookie/5-11/171/North Carolina A&T) Caught 65 passes for 1,030 yards and eight touchdowns during four-year career at North Carolina A&T... Third on squad in receptions as a senior in 1998 with 15 catches for 218 yards (21.5 avg.) and a TD... Best statistical year came as a junior in 1997 when he caught a team-high 37 balls for 627 yards and five TD's... That total included a career-long 80-yarder for a score vs. Tennessee State... Also led the team in '97 in all-purpose yards (963), with 333 of those yards coming on punt and kickoff returns... Made 10 receptions for 127 yards and two scores as a sophomore in 1996... Notched three catches for 48 yards in limited action as a freshman in 1995... Also a member of the Aggies' track and field team (sprinter)... Born 3/3/77.

Brian Gowins

(Kicker/Rookie/5-9/174/Northwestern) Four-year kicker who left Northwestern as the school's all-time leader in career field goals (58), PAT's (88) and points scored (262)... Converted 58-of-85 field goals in his career (.682) and 88-of-95 PAT's (.926)... Led squad in scoring in 1996-98, including career-high 82 points as a sophomore in '96... Honorable mention All-Big Ten pick as a senior in '98, with a season-high 51-yard field goal in his last collegiate game at Hawaii... Made 17-of-24 field goals and 21-of-21 PAT's as a senior... First-team All-Big Ten pick (media) and second-team selection as a junior in 1997... Semi-finalist for the Lou Groza Award in '97 as well... Led the Big Ten with a school-record 20 field goals... Career-best 52-yard field goal at Michigan in '97, the second-longest effort in school history... Made 16-of-24 field goals and 34-of-37 PAT's as a sophomore in 1996 for a team-high 82 points... As a redshirt freshman in 1995, he finished with 29 points (14-of-15 on PAT's and five-of-10 on field goals)... All Alabama 6A and All-Birmingham Metro pick as a senior in 1993 at Shades Valley (Birmingham, Ala.) High School... Booted a 55-yard field goal during his junior year in high school... Born 6/3/76.

Joey Hall

(Linebacker/Rookie/6-0/242/Appalachian State) Starter for Appalachian State in 1997-98 who finished collegiate career with 279 tackles (162 solo), 33 tackles for loss and 12 sacks... Second on squad as a senior in 1998 with 118 tackles and 16 tackles for loss (both career-bests), 1997 finished with 72 tackles, 13 tackles for loss and team and career-high seven sacks... Started three contests as a backup linebacker as a sophomore in 1996 and compiled 46 stops... Played in all 13 games as a true freshman in 1995, posting 43 tackles... Football and baseball standout at Clarke Central (Athens, Ga.) High School who was named school MVP in both sports following his senior season in 1994... Older brother, Kendrick, also finished his eligibility last year as a wide receiver at Appalachian State, and younger brother, Corey, will be entering his sophomore year at the school in 1999 (defensive back)... Born 6/10/77.

Donnie Hart

(Wide Receiver/Rookie/6-0/194/Texas Tech) Finished collegiate career ranked second in school history in receptions (125), receiving yards (2,211) and touchdown receptions (17)... Second-team All-Big 12 selection as a senior in 1998 with team-high 48 receptions for 871 yards (third-highest seasonal total in school history) and seven TD's... Caught two touchdowns in a game on three occasions — vs. Oklahoma State in '98, at Baylor in 1997 and vs. Texas in 1996... Despite playing in only seven games (hamstring) as a junior in '97, caught 41 passes for 609 yards and four TD's and was named first-team All-Big 12 by Football News and the Dallas Morning News... Career-high 11 receptions twice in '97 — at Baylor and vs. North Texas... Team's leading receiver in '96 as a sophomore with 22 catches for 494 yards and four TD's... Including in his career-high 241-yard receiving performance vs. Texas in '96 (third-highest single-game output in school history) was a an 86-yarder for a score... Third on the squad with 14 receptions for 237 yards and two TD's as a true freshman in 1995... Class 5A-4A South Plains Player of the Year in 1994 at Frenship (Wolfforth, Tex.) High School — led Class 4A in receiving with 52 catches for 1,049 yards and 13 TD's... Named to Class 4A All-State Tournament baseball squad as a sophomore in 1992... Born 12/11/76.

Demetrius Johnson

(Cornerback/Rookie/5-9/195/Eastern Michigan) Three-year letter winner who played in 33 consecutive games in 1996-98 after sitting out both the 1994-95 campaigns... Finished collegiate career with 159 tackles and three interceptions... Started nine games as a senior in '98, finishing third on the squad with a career-high 79 tackles and tying for the team-lead with eight passes defended... Played in all 11 games as a junior in 1997 (one start), notching 37 tackles and two interceptions... Started five contests as a sophomore in 1996,

finishing with 43 tackles... Redshirted in 1995, and sat out the '94 campaign as a Proposition 48 non-qualifier... Named to the Detroit Free Press' "Fab 50" list of top players in the state of Michigan as a prep senior in 1993 at DePorres (Detroit, Mich.) High School... Born 8/13/76.

Sorie Kanu

(Safety/Rookie/5-10/192/Michigan State) Four-year letter winner at free safety who tallied 365 career tackles (fifth in school history) to go with six interceptions and 27 passes broken up... A starter since midway through his freshman year (started 40 of 44 games in career)... Second-team All-Big 10 choice in 1998 as a senior by conference coaches as well as being voted the squad's MVP by his teammates... One of six team captains in '98 who registered a career-high 121 stops... Had started 34 straight games before being sidelined with a sprained ankle October 10, 1998 vs. Indiana... Reached double-digits in tackles eight times in '98, including a career-high 16 stops vs. Oregon... Honorable mention All-Big Ten pick by the media as a junior in 1997 with 108 tackles and career-high eight passes broken up... Collected 91 tackles, team and career-high three interceptions and seven passes broken up in 1996... Started the last five outings of his true freshman season (1995) and finished with 45 tackles, two interceptions and six passes broken up... First-team All-Region and All-District selection as a prep senior at T.C. Williams (Alexandria, Va.) High School... Also lettered in basketball and track in high school... Born 7/11/77.

Dwayne Morgan

(Guard/1st Year/6-4/308/Clemson) First-year NFL player who has spent two of the past three seasons playing in the Canadian Football League... Being worked predominantly at guard with the Lions after playing tackle in the CFL... Started all 18 games at right tackle for the Toronto Argonauts in 1998, and played in 14 contests with the Hamilton Tiger-Cats in 1996 (also at right tackle)... Played two years (1994-95) at Clemson after a stint at Northeast Oklahoma Junior College in 1992-93... Became the first junior college transfer to start in all of Clemson's games in his first season at the school... First-team All ACC pick at Clemson in '95... All-America selection in 1993 at Northeast Oklahoma J.C... Played prep football in Griffin, Ga... Born 5/3/70.

Phil Nash

(Cornerback/Rookie/6-0/195/Syracuse) Three-year letter winner who initially attended Syracuse as a quarterback... Finished career with 158 tackles, and eight interceptions... Named first-team All-Big East as a senior in 1998... Started 10 games in '98 — four at strong safety and six at cornerback — and made 43 tackles and two interceptions... Equaled his career-high of ten tackles twice — at North Carolina State in

'98 and vs. Wisconsin in 1997 as a junior... Started all 13 games in '97, collecting a career-high 49 tackles... Top reserve at all four defensive backfield positions as a sophomore in 1996, registering 21 tackles and a career-high and team-leading four interceptions... Two of his picks that year came in game vs. Temple... Also scored on two blocked punts in '96 as well... Played in all 12 games (three starts) as a redshirt freshman in 1995, making 45 tackles, an interception and two sacks... Attended Hargrave Military Academy in 1993 before enrolling at Syracuse... Super Prep All-South as a prep senior in Clearwater, Florida in 1992... 1992 Pinellas County Player of the Year... Born 6/19/74.

Jeremy Offutt

(Center/Rookie/6-4/314/Oklahoma State) Starter in his last 30 collegiate games, including every contest in 1997-98... Played predominantly at center, but did have a start at left tackle during the '97 campaign... Played in the 1999 Senior Bowl... Second-team All-Big 12 choice as a senior in 1998... Broke into the lineup as a sophomore in 1996, starting the final seven outings of the year... Made two starts as a redshirt freshman in 1995... Played on both offense and defense at Frank Stone (Paris, Tex.) High School, earning first-team All-District honors as a prep senior on offense and was a second-team choice on defense... Played every minute in five of his team's games as a high school senior in 1993... Born 10/28/75.

Pepe Pearson

(Running Back/First Year/5-10/209/Ohio State) First-year player who was signed by the San Francisco 49ers as an undrafted rookie free agent on April 24, 1998... Was released on August 25, 1998 by the 49ers... Signed with the Cleveland Browns following the '98 campaign, but placed on waivers on May 5, 1999... Rushed for 3,076 yards and 32 touchdowns (27 in final two seasons) at Ohio State... Left college as the school's fifth-leading career rusher... Best statistical season came as a junior in 1996 when he rushed for 1,484 yards (third in Big Ten) and 17 touchdowns on 299 carries... Posted 10 games of 100 yards rushing in '97... Career-best came in '96 vs. Notre Dame with 173 yards and also carried the ball a career-high 37 times in contest vs. Indiana... USA Today prep All-American pick at Euclid (Ohio) High School as a senior... Rushed for 4,300 yards in prep career... Attended same high school as Minnesota Vikings' RB Robert Smith... Born 12/11/75.

Daniel Pope

(Punter/5-10/203/Alabama) Alabama's punter in 1997-98... Also served as the club's holder for PAT's and field goals... Team captain and consensus first-team All-SEC punter as a senior in 1998 and third-team All-America pick by Football News... Punted

124 times for 5,391 yards (43.5 avg.) during his career... Booted six punts of 60-or-more yards during his career, including a career-long 65-yarder in '98 vs. Arkansas... Finished 11th in the nation in punting in '98 with a 44.0 average (66 punts for 2,901 yards)... Ranked second nationally in '98 with a 40.8 net punting average... Of 66 punts in '98, 20 were downed inside opponents' 20-yard line and 13 were fair caught... Most prolific punting game of his career came in '98 vs. Tennessee with a 48.8-yard average... Ranked third in the SEC in punting as a junior in 1997 (43.1-yard avg.) with 57 punts for 2,457 yards and 16 downed inside the 20-yard line... Three-year defensive captain at Milton (Alpharetta, Ga.) High School... Born 3/28/75.

Ron Powless

(Quarterback/First Year/6-1/225/Notre Dame) First-year player who signed with the Tennessee Titans as an undrafted rookie free agent on April 20, 1998... Released by Titans on August 25, 1998... Spent the final two weeks of the '98 NFL season on the St. Louis Rams' practice squad (signed December 15)... Four-year starter at Notre Dame, where he set 16 Irish passing records, including career completions (558), passing yards (7,602) and touchdown passes (52)... Two-time team captain who was granted a fifth year of eligibility in 1997 due to a broken collarbone suffered as a freshman in 1993... Completed school-record 182 completions as a senior in 1997... Completed 14 straight pass attempts that year vs. Michigan State, breaking Joe Montana's school record (10)... As a junior in 1996, he led the Irish offense to an average of 463.3 yards and 37 points per game... Set Notre Dame single-season record with 19 touchdown passes as a freshman in 1994... Tied school record with four TD passes in his first collegiate game vs. Northwestern... First-team prep All-American choice at Berwick (Pa.) High School... Parade and Gatorade Circle of Champions National High School Player of the Year in 1992... Married to the former Sara Ivanina... Born 7/16/74.

Marek Rubin

(Tackle/Rookie/6-6/318/Yale) 1998 first-team All-Ivy League and All-New England selection... Also played in the 1998 Blue-Gray All-Star Classic... Started every game at left tackle as a senior in 1998 and did not allow a sack... Started at left tackle in three games in 1997 as a junior and five outings at right tackle as a sophomore in 1996... Played Junior Varsity as a freshman in 1995... Played tackle for the state championship squad as a prep sophomore in 1992 at Delran (N.J.) High School... Threw shot put and discus for state championship track and field squad as a prep junior in 1993... Also was a heavy-weight on the wrestling team in high school... After growing up in Poland, he left to attend high school in New Jersey... Born 3/21/77.

Cory Sauter

(Quarterback/First Year/6-4/215/Minnesota) Left Minnesota as the school's all-time career leader with 539 pass completions, 6,834 passing yards and 40 touchdowns... Second all-time in Gopher annals in total offense (6,608 yards)... Completed 126-of-234 passes for 1,576 yards and eight touchdowns as a senior in 1997... Honorable mention All-Big Ten pick as a junior in 1996... Started all 11 games as a sophomore in 1995, completing 204-of-338 passes for 2,600 yards and 18 TD's... 60.4 percent completion rate that year set a school record... Big game in '95 vs. Michigan State, completing 24-of-37 passes for a career-high 404 yards and four TD's... Four-time All-Big 10 All-Academic team selection... Prep All-American at Hutchinson (Minn.) High School, where he completed 175-of-330 passes for 2,414 yards and 14 TD's in his final two years... Led squad to the section 4A title as a senior... Also a three-time letter winner in baseball playing third base... Wife, Amy... Born 11/21/74.

Paul Spicer

(Defensive End/1st Year/6-4/269/Saginaw Valley State) First-year NFL player who spent the 1998 season playing with the Saskatchewan Rough Riders of the Canadian Football League recording 12 tackles and four sacks in seven games... Signed as an undrafted rookie free agent by the Seattle Seahawks in April 1998 and was released on August 24... Played final two years of college as a defensive end at Saginaw Valley State University (1996-97)... Played in only three games for SVSU as a junior in '96 (broken fibula), but set school record with 21.5 sacks in '97 and was named MIFC Player of the Year... Transferred to SVSU from the College of DuPage (Glen Ellyn, Ill.), where he played in 1994-95 and was an All-American linebacker in '95... Attended Northwest (Indianapolis, Ind.) High School... Born 8/18/75.

Kerry Taylor

(Tight End/Rookie/6-2/252/Massachusetts) Two-year starter for the 1998 NCAA Division I-AA national champion Minutemen... Left Massachusetts ranking in the top ten in three career receiving categories — third in receptions (100), fifth in receiving touchdowns (13) and ninth in receiving yards (1,098)... Named first-team Division I-AA All-American in '98 by the American Football Coaches Association, The Sports Network and the Walter Camp Foundation... 74 of his career 100 receptions came in '98 as a senior for 854 yards and five TD's... Also a first-team All-Atlantic 10 selection for the final two years of his collegiate career (1997-98)... Receiving total in '98 was the second-highest single-season mark in school history, while the 854 yards rank fourth on UMass' all-time single-season chart... Recorded 22 receptions for 218 yards and a career-best six TD's as a junior in 1997... First-team All-

ECAC and second-team All-Atlantic 10 choice in '97 as well... Played in 19 games during his first two years catching four passes for 26 yards and two TD's in that span... Collected 42 catches for 750 yards and 10 touchdowns on offense, and 60 tackles and 12 sacks as a defensive end at Mansfield (Mass.) High School... Third-place in the triple jump at the New England Championships during his senior season in 1994, in addition to setting a school record in the long jump of 20'4" ... Born 1/24/77.

Corey Thomas

(Wide Receiver/Rookie/6-0/169/Duke) First-year player signed by Detroit as an undrafted rookie free agent on April 24, 1998... Spent majority of '98 campaign on Lions' practice squad, but saw reserve action in '98 regular season finale... Finished career at Duke among school's all-time leaders in several receiving categories with 165 receptions (third all-time) for 2,297 yards (third) and 25 TD's (second)... Started all 45 games while at Duke, catching a pass in 42 of those contests... Huge game in 1997 as a senior in Duke's come-from-behind win over Georgia Tech — had a school-record 16 receptions for 276 yards (second in school history) and a school-record four TD's... Nine of his catches for 209 yards came in the fourth quarter alone in that game... Caught 45 passes for 707 yards and seven TD's during senior campaign... Caught 38 balls for 527 yards and four TD's (all team-highs) as a junior in 1996... Grabbed 45 receptions for 505 yards and a team-high six TD's as a sophomore in 1995... Was named All-ACC honorable mention in '95, as well as being nominated for the Fred Biletnikoff Award... Collected 37 passes for 558 yards and team-high eight TD's (all freshman records) in 1994... Redshirted in 1993... Also a member of Duke's 1994 4x100 meter relay team which placed fifth at the 1995 ACC Championships... Two-time all-state and all-conference pick at Beddingfield (N.C.) High School... Caught 92 balls for 1,637 yards and 21 TD's during high school career, including 54 passes for 1,018 yards and nine TD's as a senior in 1992... Team captain in football, basketball and track that year as well... Born 6/6/75.

Deron Thorp

(Tackle/1st Year/6-8/324/Nevada) First-year player who spent the second half of the 1998 season on the Lions' practice squad (signed October 27)... Started for the Barcelona Dragons at tackle the 1999 NFL Europe League season... Originally signed as an undrafted rookie free agent with Baltimore in 1996... Signed as a free agent with the New York Giants on January 20, 1997 and played for Barcelona in the spring of '97 as well... Signed to the New York Jets' active roster from the Giants' practice squad on December 3, 1997 and dressed, but did not play in two of the final three games of that season... Member of four conference-winning squads while playing collegiately at Nevada... Helped anchor an offense in

1995 that ranked second in the nation in yards per game and only allowed seven sacks... All-Conference and All-Peninsula as a defensive lineman at Cupertino (Calif.) High School... Born 8/31/73.

Joe Tuipala

(Linebacker/Rookie/6-0/240/San Diego State)
Tallied 271 tackles in his career, in addition to five sacks and 11 passes broken up... Named team's Most Outstanding Linebacker as a senior in 1998, starting all 12 games and making 75 tackles and 3.5 sacks... Defensive MVP in 1998 Las Vegas Bowl with eight tackles and a fumble recovery... Started five games at weak-side linebacker in 1997 as a junior and registered 50 tackles, including career-high 17 stops vs. Hawaii... Also scored the lone touchdown of his career in '97 when he recovered a blocked punt vs. Air Force and returned it 15 yards... Finished fifth on the team with 56 tackles as a sophomore in 1996, starting six of the last seven games... Honorable mention All-WAC selection as a redshirt freshman in 1995 (nine starts) with career-high 90 tackles, including three double-digit outings... Also had career-best four sacks in '95 (fourth-highest on the squad)... Born in Honolulu, Hawaii, but played his prep football at Burroughs (Ridgecrest, Calif.) High School... He and his wife, Leah, have a son, Makai... Born 9/13/76.

Undre Williams

(Wide Receiver/1st Year/5-9/171/Florida A&M)
First-year player who spent the majority of the 1998 NFL season on the Buffalo Bills' practice squad (signed September 30, 1998)... Signed as a free agent with the Lions on March 5, 1999... Signed as an undrafted rookie free agent by the Bills in April 1998 following a collegiate career which saw him play both at Clemson (1994-95) and Florida A&M (1996-97)... Played both wide receiver and defensive back in college, as well as duty as a return specialist... As a senior in 1997, he ranked eighth in Division I-AA with an 11.4-yard punt return average... Also caught 17 passes for 209 yards and a TD in '97... As a junior in 1996, he averaged a school record 32.4 yards per kickoff return and ranked second in the nation (I-AA) with a 16.1-yard punt return average... Also was a standout on FAMU's conference champion outdoor track team in the 100 and 200 meters... Played at wide receiver as a freshman at Clemson and both ways as a sophomore on 1995... All-State running back as a prep senior in 1993 at Jones (Gray, Ga.) High School, in addition to being a three-time Georgia state champion in the 100 and 200 meters... Born 2/11/75.

How The 1998 Lions Were Built

Year	Draft	Trade	Free Agents	Waivers
1989 (1)	Barry Sanders (1)			
1991 (1)	Herman Moore (1)			
1992 (3)	Robert Porcher (1) Tracy Sroggins (2a) Jason Hanson (2b)			
1993 (2)	Mike Compton (3b) Greg Jeffries (6)			
1994 (5)	Johnnie Morton (1) Tony Sample (5)		Scott Kowalkowski (D-6 '91 Eagles) Scott Mitchell (D-4 '90 Dolphins) Ron Rivers (FA '94 Chargers) Ron Rice (FA '96 Lions)	
1995 (6)	Luther Elliss (1) David Sloan (3) Stephen Boyd (5a) — IR Cory Schlesinger (6b) Hesley Hempstead (7) — IR			
1996 (5)	Jeff Hartings (1b) Kerwin Waldroup (5)		Tommie Boyd (FA '96 Lions) Ray Roberts (D-1 '92 Seahawks) Eric Stocz — IR (FA '96 Oilers)	
1997 (19)	Bryant Westbrook (1) Juan Roque (2a) — IR Kevin Abrams (2b) Matt Russell (4) — IR Pete Chryplewicz (5a) Tony Ramirez (6) Richard Jordan (7)		Robert Bailey (D-4 '91 Rams) Eric Beverly (FA '97 Lions) Mark Carrier (D-1 '90 Bears) George Jamison (SD-2 '84 Lions) John Jett (FA '92 Vikings) Andre Johnson (D-1 '96 Redskins) Travis Kirschke — IR (FA '97 Lions) Frank Reich (D-3 '85 Bills) Marc Spindler (D-3 '90 Lions) Ryan Stewart (D-3 '96 Lions) Larry Tharpe (D-6 '92 Lions) Tommy Vardell (D-1 '92 Browns)	
1998 (25)	Terry Fair (1) Germana Crowell (2a) Charlie Batch (2b) — IR	Rob Fredrickson % (D-1 '94 Raiders)	Allen Aldridge (D-2 '94 Broncos) Kerlin Blaise — IR (FA '98 Lions) Lamar Campbell (FA '98 Lions) Mike Chalenski (FA '93 Eagles) Jerome Davis — IR (FA '98 Lions) Chris Dittoe (FA '98 Lions) Brad Keeney — PS (FA '96 Packers) Jeris McPhail (D-5 '96 Dolphins) Brock Olivo — PS (FA '98 49ers) Kevin O'Neill (FA '98 Lions) Dan Owens — IR (D-2 '90 Lions) Walter Rasby (FA '94 Steelers) Travis Reece (FA '98 Lions) Don Sasa (D-3 '95 Chargers) Brian Stablein (D-8 '93 Broncos) Kywin Supernaw (FA '98 Lions) Henry Taylor — IR (FA '98 Lions) Corey Thomas (FA '98 Lions) Deron Thorp — PS (FA '96 Ravens)	Darius Holland @ (D-3a '95 Packers)

% Trade with Oakland for 1998 fourth round pick

@ Claimed off waivers from Kansas City



Lions Personnel

1999 Detroit Lions' Alphabetical Roster

No.	Name	Pos.	Ht.	Wt.	Birthdate	Exp.	College	How Acq.	GP-GS-DNP-IA
24	Abrams, Kevin	CB	5-8	170	2/28/74	3	Syracuse	D-2b '97	16- 7- 0- 0
55	Aldridge, Allen	LB	6-1	254	5/30/72	6	Houston	UFA (DEN) '98	16-15- 0- 0
35	Bailey, Robert	CB	5-10	182	9/3/68	9	Miami (Fla.)	FA '97	16- 0- 0- 0
10	Batch, Charlie	QB	6-2	220	12/5/74	2	Eastern Michigan	D-2b '98	12- 12- 2- 1
79	Beverly, Eric	C	6-3	294	3/28/74	2	Miami (Ohio)	FA '97	16- 0- 0- 0
65	Blaise, Kerlin	G	6-5	323	12/25/74	2	Miami (Fla.)	FA '98	0- 0- 0- 5
57	Boyd, Stephen	LB	6-0	242	8/22/72	5	Boston College	D-5a '95	13- 13- 0- 2
76	Brooks, Barrett	T	6-4	326	5/5/72	5	Kansas State	UFA (PHIL) '99	16- 1- 0- 0
39	Campbell, Lamar	CB	5-11	183	8/29/76	2	Wisconsin	FA '98	12- 0- 0- 4
27	Carrier, Mark	S	6-1	190	4/28/68	10	Southern California	FA '97	13- 13- 0- 3
81	Chryplewicz, Pete	TE	6-5	261	4/27/74	3	Notre Dame	D-5a '97	16- 2- 0- 0
50	Claiborne, Chris	LB	6-3	255	7/26/78	R	Southern California	D-1a '99	0- 0- 0- 0
40	Codie, Nikia	S	6-2	208	1/20/76	R	Baylor	FA '99	0- 0- 0- 0
77	Compton, Mike	G	6-6	298	9/18/70	7	West Virginia	D-3b '93	16- 16- 0- 0
82	Crowell, Germane	WR	6-3	216	9/13/76	2	Virginia	D-2a '98	14- 2- 0- 2
13	Daniel, Darryl	WR	5-11	190	1/24/76	R	Syracuse	FA '99	0- 0- 0- 0
95	DeVries, Jared	DE	6-4	280	6/11/76	R	Iowa	D-3 '99	0- 0- 0- 0
63	Dorsey, Charles	DT	6-1	299	8/7/74	R	Auburn	FA '99	0- 0- 0- 0
9	Douglas, Henry	WR	5-11	171	3/3/77	R	North Carolina A&T	FA '99	0- 0- 0- 0
94	Elliss, Luther	DT	6-5	305	3/22/73	5	Utah	D-1 '95	16- 16- 0- 0
23	Fair, Terry	CB	5-9	184	7/20/76	2	Tennessee	D-1 '98	14- 10- 0- 2
12	Ferrotte, Gus	QB	6-3	230	8/3/71	6	Tulsa	FA '99	3- 2- 13- 0
71	Gibson, Aaron	T	6-4	380	9/27/77	R	Wisconsin	D-1b '99	0- 0- 0- 0
3	Gowins, Brian	K	5-9	174	6/3/76	R	Northwestern	FA '99	0- 0- 0- 0
53	Hall, Joey	LB	6-0	242	6/10/77	R	Appalachian State	FA '99	0- 0- 0- 0
4	Hanson, Jason	K	5-11	182	6/17/70	8	Washington State	D-2b '92	16- 0- 0- 0
14	Hart, Donnie	WR	6-0	194	12/11/76	R	Texas Tech	FA '99	0- 0- 0- 0
64	Hartings, Jeff	G	6-3	295	9/7/72	4	Penn State	D-1b '96	13- 13- 0- 3
33	Invin, Sedrick	RB	5-11	226	3/30/78	R	Michigan State	D-4 '99	0- 0- 0- 0
19	Jett, John	P	6-0	197	11/11/68	7	East Carolina	UFA (DAL) '97	14- 0- 0- 2
70	Johnson, Andre	T	6-5	314	8/25/73	4	Penn State	FA '97	3- 0- 0- 13
31	Johnson, Demetrius	CB	5-9	195	8/13/76	R	Eastern Michigan	FA '99	0- 0- 0- 0
98	Jones, James	DT	6-2	295	2/6/69	9	Northern Iowa	UFA (BAL) '99	16- 16- 0- 0
99	Jordan, Richard	LB	6-1	256	12/1/74	3	Missouri Southern	D-7c '97	16- 3- 0- 0
38	Kanu, Sorie	S	5-10	192	7/11/77	R	Michigan State	FA '99	0- 0- 0- 0
67	Kirschke, Travis	DT	6-3	287	9/6/74	3	UCLA	FA '97	0- 0- 0- 3
52	Kowalkowski, Scott	LB	6-2	220	8/23/68	9	Notre Dame	FA '94	15- 0- 0- 1
58	Kriewaldt, Clint	LB	6-1	236	3/17/76	R	Wisc.-Stevens Point	D-6 '99	0- 0- 0- 0
84	Moore, Herman	WR	6-4	224	10/20/69	9	Virginia	D-1 '91	15- 15- 0- 1
61	Morgan, Dwayne	G	6-4	308	5/3/74	1	Clemson	FA '99	0- 0- 0- 0

No.	Name	Pos.	Ht.	Wt.	Birthdate	Exp.	College	How Acq.	GP-GS-DNP-IA
87	Morton, Johnnie	WR	6-0	190	10/7/71	6	Southern California	D-1 '94	16-16-0-0
43	Nash, Phil	CB	6-0	195	6/19/74	R	Syracuse	FA '99	0-0-0-0
51	Olfut, Jeremy	C	6-4	314	10/28/75	R	Oklahoma State	FA '99	0-0-0-0
26	Olivo, Brock	FB	6-0	232	6/24/76	2	Missouri	FA '98	1-0-0-9
59	O'Neill, Kevin	LB	6-2	249	4/14/75	2	Bowling Green	FA '98	11-0-0-5
90	Owens, Dan	DT	6-3	277	3/16/67	10	Southern California	UFA (ATL) '98	11-11-0-0
21	Pearson, Pepe	RB	5-10	209	12/11/75	1	Ohio State	W '99	0-0-0-0
6	Popé, Daniel	P	5-10	203	3/28/75	R	Alabama	FA '99	0-0-0-0
91	Porcher, Robert	DE	6-3	282	7/30/69	8	South Carolina State	D-1 '92	16-16-0-0
17	Powlus, Ron	QB	6-1	225	7/16/74	1	Notre Dame	FA '99	0-0-0-0
92	Pringley, Mike	DE	6-4	277	5/22/76	R	North Carolina	D-7 '99	0-0-0-0
93	Pritchett, Kelvin	DT	6-3	319	10/24/69	9	Mississippi	UFA (JAX) '99	15-9-0-1
75	Ramirez, Tony	T	6-6	305	1/26/73	3	Northern Colorado	D-6 '97	18-7-0-0
89	Rasby, Walter	TE	6-3	251	9/7/72	6	Wake Forest	UFA (CAR) '98	16-15-0-0
36	Reece, Travis	FB	6-3	251	4/3/75	2	Michigan State	FA '98	3-0-0-1
28	Rice, Ron	S	6-1	217	11/9/72	5	Eastern Michigan	FA '95	16-16-0-0
34	Rivers, Ron	RB	5-8	207	11/13/71	5	Fresno State	FA '94	15-0-0-1
72	Roberts, Ray	T	6-6	320	6/3/69	8	Virginia	UFA (SEA) '96	16-16-0-0
74	Roque, Juan	T	6-8	332	2/6/74	3	Arizona State	D-2a '97	0-0-0-0
68	Rubin, Marek	T	6-6	318	3/21/77	R	Yale	FA '99	0-0-0-0
54	Russell, Matt	LB	6-2	256	7/5/73	3	Colorado	D-4 '97	0-0-0-0
20	Sanders, Barry	RB	5-8	200	7/16/68	11	Oklahoma State	D-1 '89	16-16-0-0
16	Sauter, Cory	QB	6-4	215	11/21/74	1	Minnesota	FA '99	0-0-0-0
30	Schlesinger, Cory	FB	6-0	246	6/23/72	5	Nebraska	D-6b '95	15-2-0-1
80	Scott, Freddie	WR	5-10	180	8/26/74	3	Penn State	FA '99	1-0-0-0
97	Scroggins, Tracy	DE	6-2	273	9/11/69	8	Tulsa	D-2a '92	11-3-0-5
62	Semple, Tony	G	6-5	303	12/20/70	6	Memphis	D-5 '94	16-3-0-0
86	Sloan, David	TE	6-6	260	6/8/72	5	New Mexico	D-3 '95	10-2-0-0
60	Spicer, Paul	DE	6-4	269	8/18/75	1	Saginaw Valley	FA '99	0-0-0-0
83	Stablein, Brian	WR	6-1	194	4/14/70	6	Ohio State	FA '98	12-0-1-4
42	Stewart, Ryan	S	6-1	206	9/30/73	4	Georgia Tech	FA '97	16-0-0-0
29	Supernaw, Kywin	S	6-1	207	6/2/75	2	Indiana	FA '98	2-0-0-2
25	Talton, Ty	S	5-11	201	5/10/76	R	Northern Iowa	D-5 '99	0-0-0-0
96	Taylor, Henry	DT	6-2	303	11/29/75	2	South Carolina	FA '98	1-0-1-2
49	Taylor, Kerry	TE	6-2	252	1/24/77	R	Massachusetts	FA '99	0-0-0-0
15	Thomas, Corey	WR	6-0	169	6/6/75	1	Duke	FA '98	1-0-0-0
73	Thorp, Deron	T	6-8	324	8/31/73	1	Nevada	FA '98	0-0-0-0
48	Tuipala, Joe	LB	6-0	240	9/13/76	R	San Diego State	FA '99	0-0-0-0
32	Westbrook, Bryant	CB	6-0	198	12/19/74	3	Texas	D-1 '97	16-16-0-0
11	Williams, Undre	WR	5-9	171	2/11/75	1	Florida A&M	FA '99	0-0-0-0

1999 Detroit Lions' Numerical Roster

No.	Name	Pos.	Ht.	Wt.	Age	Exp.	College	Hometown
3	Brian Gowins	K	5-9	174	23	R	Northwestern	Birmingham, Ala.
4	Jason Hanson	K	5-11	182	29	8	Washington State	Spokane, Wash.
6	Daniel Pope	P	5-10	203	24	R	Alabama	Alpharetta, Ga.
9	Henry Douglas	WR	5-11	171	22	R	North Carolina A&T	Southern Pines, N.C.
10	Charlie Batch	QB	6-2	220	24	2	Eastern Michigan	Homestead, Pa.
11	Undre Williams	WR	5-9	171	24	1	Florida A&M	Macon, Ga.
12	Gus Frerotte	QB	6-3	230	28	6	Tulsa	Ford City, Pa.
13	Darryl Daniel	WR	5-11	190	23	R	Syracuse	Lancaster, Pa.
14	Donnie Hart	WR	6-0	194	22	R	Texas Tech	Wolfforth, Tex.
15	Corey Thomas	WR	6-0	169	24	1	Duke	Wilson, N.C.
16	Cory Sauter	QB	6-4	215	24	1	Minnesota	Hutchinson, Minn.
17	Ron Powilus	QB	6-1	225	25	1	Notre Dame	Berwick, Pa.
19	John Jett	P	6-0	197	30	7	East Carolina	Reedville, Va.
20	Barry Sanders	RB	5-8	200	31	11	Oklahoma State	Wichita, Kan.
21	Pepe Pearson	RB	5-10	209	23	1	Ohio State	Euclid, Ohio
23	Terry Fair	CB	5-9	184	23	2	Tennessee	Phoenix, Ariz.
24	Kevin Abrams	CB	5-8	170	25	3	Syracuse	Tampa, Fla.
25	Ty Talton	S	5-11	201	23	R	Northern Iowa	Beloit, Wisc.
26	Brock Olivo	FB	6-0	232	23	2	Missouri	Washington, Mo.
27	Mark Carrier	S	6-1	190	31	10	Southern California	Long Beach, Calif.
28	Ron Rice	S	6-1	217	26	5	Eastern Michigan	Detroit, Mich.
29	Kywin Supernaw	S	6-1	207	24	2	Indiana	Claremore, Okla.
30	Cory Schlesinger	FB	6-0	246	27	5	Nebraska	Duncan, Neb.
31	Demetrius Johnson	CB	5-9	195	23	R	Eastern Michigan	Detroit, Mich.
32	Bryant Westbrook	CB	6-0	198	24	3	Texas	Oceanside, Calif.
33	Sedrick Irvin	RB	5-11	226	21	R	Michigan State	Miami, Fla.
34	Ron Rivers	RB	5-8	207	27	5	Fresno State	Highland, Calif.
35	Robert Bailey	CB	5-10	182	31	9	Miami (Fla.)	Miami, Fla.
36	Travis Freece	FB	6-3	251	24	2	Michigan State	Detroit, Mich.
38	Sorie Kanu	S	5-10	192	22	R	Michigan State	Alexandria, Va.
39	Lamar Campbell	CB	5-11	183	23	2	Wisconsin	Chester, Pa.
40	Nikia Codie	S	6-2	208	23	R	Baylor	Cleburne, Tex.
42	Ryan Stewart	S	6-1	206	25	4	Georgia Tech	Moncks Corner, S.C.
43	Phil Nash	CB	6-0	195	25	R	Syracuse	Clearwater, Fla.
48	Joe Tuipala	LB	6-0	240	22	R	San Diego State	Ridgecrest, Calif.
49	Kerry Taylor	TE	6-2	252	22	R	Massachusetts	Mansfield, Mass.
50	Chris Claiborne	LB	6-3	255	21	R	Southern California	Riverside, Calif.
51	Jeremy Offutt	C	6-4	314	23	R	Oklahoma State	Paris, Tex.
52	Scott Kowalkowski	LB	6-2	220	31	9	Notre Dame	Orchard Lake, Mich.

L I O N S P E R S O N N E L

No.	Name	Pos.	Ht.	Wt.	Age	Exp.	College	Hometown
53	Joey Hall	LB	6-0	242	22	R	Appalachian State	Augusta, Ga.
54	Matt Russell	LB	6-2	256	26	3	Colorado	Belleville, Ill.
55	Allen Aldridge	LB	6-1	254	27	6	Houston	Missouri City, Tex.
57	Stephen Boyd	LB	6-0	242	27	5	Boston College	Valley Stream, N.Y.
58	Clint Kriewaldt	LB	6-1	236	23	R	Wisc.-Stevens Point	Shiocton, Wisc.
59	Kevin O'Neill	LB	6-2	249	24	2	Bowling Green	Twinsburg, Ohio
60	Paul Spicer	DE	6-4	269	24	1	Saginaw Valley	Indianapolis, Ind.
61	Dwayne Morgan	G	6-4	308	25	1	Clemson	Griffin, Ga.
62	Tony Semple	G	6-5	303	28	6	Memphis	Lincoln, Ill.
63	Charles Dorsey	DT	6-1	299	25	R	Auburn	Ft. Lauderdale, Fla.
64	Jeff Hartings	G	6-3	295	27	4	Penn State	St. Henry, Ohio
65	Kerlin Blaise	G	6-5	323	24	2	Miami (Fla.)	Orlando, Fla.
67	Travis Kirschke	DT	6-3	287	25	3	UCLA	Yorba Linda, Calif.
68	Marek Rubin	T	6-6	318	22	R	Yale	Delran, N.J.
70	Andre Johnson	T	6-5	314	26	4	Penn State	Southampton, N.Y.
71	Aaron Gibson	T	6-4	380	21	R	Wisconsin	Indianapolis, Ind.
72	Ray Roberts	T	6-6	320	30	8	Virginia	Asheville, N.C.
73	Deron Thorp	T	6-8	324	26	1	Nevada	Santa Clara, Calif.
74	Juan Roque	T	6-8	332	25	3	Arizona State	Ontario, Calif.
75	Tony Ramirez	T	6-6	305	26	3	Northern Colorado	Lincoln, Neb.
76	Barrett Brooks	T	6-4	326	27	5	Kansas State	St. Louis, Mo.
77	Mike Compton	G	6-5	298	28	7	West Virginia	Richland, Va.
79	Eric Beverly	C	6-3	294	25	2	Miami (Ohio)	Bedford Heights, Ohio
80	Freddie Scott	WR	5-10	180	25	3	Penn State	Southfield, Mich.
81	Pete Chryplewicz	TE	6-5	261	25	3	Notre Dame	Sterling Heights, Mich.
82	Germane Crowell	WR	6-3	216	22	2	Virginia	Winston Salem, N.C.
83	Brian Stablein	WR	6-1	194	29	6	Ohio State	Erie, Pa.
84	Herman Moore	WR	6-4	224	29	9	Virginia	Danville, Va.
86	David Sloan	TE	6-6	260	27	5	New Mexico	Tollhouse, Calif.
87	Johnnie Morton	WR	5-0	190	27	6	Southern California	Torrance, Calif.
89	Walter Rasby	TE	6-3	251	27	6	Wake Forest	Washington, N.C.
90	Dan Owens	DT	6-3	277	32	10	Southern California	Whittier, Calif.
91	Robert Porcher	DE	6-3	282	30	8	South Carolina St.	Wando, S.C.
92	Mike Pringley	DE	6-4	277	23	R	North Carolina	Linden, N.J.
93	Kelvin Pritchett	DT	6-3	319	29	9	Mississippi	Atlanta, Ga.
94	Luther Elliss	DT	6-5	305	26	5	Utah	Mancos, Colo.
95	Jared DeVries	DE	6-4	280	23	R	Iowa	Aplington, Iowa
96	Henry Taylor	DT	6-2	303	23	2	South Carolina	Barnwell, S.C.
97	Tracy Scroggins	DE	6-2	273	30	8	Tulsa	Checotah, Okla.
98	James Jones	DT	6-2	295	30	9	Northern Iowa	Davenport, Iowa
99	Richard Jordan	LB	6-1	256	24	3	Missouri Southern	Vian, Okla.

*age at the start of the 1999 roster.

HEAD COACH: Bobby Ross **ASSISTANT COACHES:** Sylvester Croom, Offensive Coordinator; Larry Peccatiello, Defensive Coordinator; Brian Baker, Defensive Line; Don Clemons, Defensive Assistant; Frank Falks, Running Backs; Rob Graf, Assistant Strength & Conditioning; Jack Henry, Offensive Line; Bert Hill, Strength & Conditioning; Stan Kwan, Offense & Special Teams Assistant; John Misciagna, Quality Control - Offense & Administrative Assistant; Gary Moeller, Linebackers; Dennis Murphy, Quality Control - Defense; Chuck Priefer, Special Teams; Richard Selcer, Secondary; Danny Smith, Tight Ends; Jerry Sullivan, Receivers; Jim Zorn, Quarterbacks

Lions Roster Moves

SINCE 1998 TRAINING CAMP

- July 15:** Lions signed seventh round draft pick **G CHRIS LIWIENSKI** and released **CB CYRILL WEEMS**.
- July 16:** Lions signed sixth round draft pick **S JAMAAL ALEXANDER**.
- July 19:** Lions signed first round draft pick **CB TERRY FAIR** and second round draft pick **QB CHARLIE BATCH**. The Lions also signed free agent **TE WERNER HIPPLER**.
- July 20:** Lions signed second round draft pick **WR GERMANE CROWELL**.
- July 23:** Lions signed unrestricted free agent **LB GEORGE JAMISON** and released **K CLAY RUSH**.
- August 4:** Lions signed free agent **TE KEITH JENNINGS** and waived-injured **TE JON BLACKMAN**.
- August 11:** Lions placed **LB MATT RUSSELL** on Injured Reserve and signed rookie free agent **DL BEN CROSLAND**.
- August 12:** Lions released **P TRAVIS COLQUITT**.
- August 13:** Lions signed free agent **LB ERIC UNVERZAGT** and rookie free agent **RB JAKE MORRIS**, and released rookie **C DEVON COBURN** and rookie **WR OCTAVIS LONG**.
- August 17:** Lions signed **DT MATT KENELEY**, released **S SEAN HILL** and placed **DT JEROME DAVIS** on Injured Reserve.
- August 24:** Lions reinstated **QB FRANK REICH** from the Reserve-Retired list and released **S JAMMAL ALEXANDER**, **WR TUTU ATWELL**, **DT BEN CROSLAND**, **QB CHRIS DITTOE**, **DE KENDRICK GHOLSTON**, **CB CLIFFORD GREEN**, **G MATT HOGG**, **G CHRIS LIWIENSKI**, **QB JIM MILLER**, **RB JAKE MORRIS**, **CB DARYL PORTER**, **S TAWAMBI SETTLES**, **DT KEVIN SHEAHAN**, **WR MICHAEL STEUWE**, **WR COREY THOMAS** and **LB ERIC UNVERZAGT**.
- August 25:** Lions waived **DT MATT KENELEY**, **LB BEN HANKS** and **DE WILLIE WHITEHEAD**, signed free agent **DE MIKE CHALENSKI** and placed **TE DAVID SLOAN** on the Physically Unable To Perform List.
- August 29:** Lions released **RB TERRY BATTLE** and signed free agent **RB JERRIS MCPHAIL**.
- August 30:** Lions released **G KERLIN BLAISE**, **TE WERNER HIPPLER**, **TE KEITH JENNINGS**, **WR DEON MADDOX**, **FB TRAVIS REECE**, **S KYWIN SUPERNAW** and **LB PHILLIP WARD**.
- August 31:** Lions signed free agent **TE KEVIN HICKMAN** and placed **T JUAN ROQUE** on Injured Reserve.
- September 1:** Lions signed free agent **WR BRIAN STABLEIN** and released **WR KEZ MCCORVEY**. Detroit also signed **G KERLIN BLAISE**, **FB TRAVIS REECE**, **S KYWIN SUPERNAW** and **WR COREY THOMAS** to their practice squad.
- September 2:** Lions signed **DT HENRY TAYLOR** to their practice squad.
- September 6:** Lions de-activated the following players at Green Bay: **QB FRANK REICH**, **RB JERRIS MCPHAIL**, **CB LAMAR CAMPBELL**, **LB SCOTT KOWALKOWSKI**, **DT TRAVIS KIRSCHKE**, **T ANDRE JOHNSON**, **T CHRIS HARRISON** and **DE MIKE CHALENSKI**.
- September 13:** Lions de-activated the following players vs. Cincinnati: **QB FRANK REICH**, **RB JERRIS MCPHAIL**, **CB LAMAR CAMPBELL**, **DT TRAVIS KIRSCHKE**, **T ANDRE JOHNSON**, **T CHRIS HARRISON**, **WR BRIAN STABLEIN** and **DE MIKE CHALENSKI**.
- September 18:** Lions released **T CHRIS HARRISON** and signed **FB TRAVIS REECE** from their practice squad.
- September 20:** Lions de-activated the following players at Minnesota: **QB SCOTT MITCHELL**, **RB JERRIS MCPHAIL**, **CB LAMAR CAMPBELL**, **FB TOMMY VARDELL**, **DT TRAVIS KIRSCHKE**, **T ANDRE JOHNSON**, **WR BRIAN STABLEIN** and **DE TRACY SCROGGINS**.
- September 22:** Lions placed **DT TRAVIS KIRSCHKE** on Injured Reserve.
- September 23:** Lions signed **FB BROCK OLIVO** to their 53-man roster from San Francisco's practice squad, and signed **WR ANDY MCCULLOUGH** to their practice squad.
- September 28:** Lions de-activated the following players vs. Tampa Bay: **QB SCOTT MITCHELL**, **RB JERRIS MCPHAIL**, **FB CORY SCHLESINGER**, **FB TOMMY VARDELL**, **T ANDRE JOHNSON**, **WR BRIAN STABLEIN**, **DE MIKE CHALENSKI** and **DE MARVIN THOMAS**.
- October 1:** Lions signed free agent **P JOHN KIDD**.
- October 4:** Lions de-activated the following players at Chicago: **P JOHN JETT**, **QB SCOTT MITCHELL**, **CB TERRY FAIR**, **FB BROCK OLIVO**, **FB TRAVIS REECE**, **T ANDRE JOHNSON**, **DE KERWIN WALDROUP** and **DE MIKE CHALENSKI**.
- October 5:** Lions released **FB TRAVIS REECE**.
- October 7:** Lions re-signed **FB TRAVIS REECE** to their practice squad and released **WR ANDY MCCULLOUGH** from their practice squad.
- October 8:** Lions released **DE MARVIN THOMAS** and signed **DT HENRY TAYLOR** from their practice squad to the active roster.
- October 9:** Lions signed free agent **DT HARRY DELIGIANIS** to their practice squad.
- October 15:** Lions de-activated the following players vs. Green Bay: **P JOHN JETT**, **QB SCOTT MITCHELL**, **RB JERRIS MCPHAIL**, **FB BROCK OLIVO**, **TE KEVIN HICKMAN**, **T ANDRE JOHNSON**, **WR TOMMIE BOYD** and **DT HENRY TAYLOR**.
- October 19:** Lions signed free agent **DT DARIUS HOLLAND** and released **DT HENRY TAYLOR**.
- October 20:** Lions released **DT HARRY DELIGIANIS** from their practice squad.
- October 21:** Lions signed **DT HENRY TAYLOR** to their practice squad.
- October 23:** Lions activated **TE DAVID SLOAN** from the Physically Unable to Perform list, and released **P JOHN KIDD**.
- October 25:** Lions de-activated the following players vs. Minnesota: **QB SCOTT MITCHELL**, **RB JERRIS MCPHAIL**, **FB BROCK OLIVO**, **TE KEVIN HICKMAN**, **LB KEVIN O'NEILL**, **G JEFF HARTINGS**, **WR TOMMIE BOYD** and **DE MIKE CHALENSKI**.
- October 27:** Lions released **TE KEVIN HICKMAN**, signed **G KERLIN BLAISE** from their practice squad and signed **T DERON THORP** to the practice squad.
- November 1:** Lions de-activated the following players vs. Arizona: **QB SCOTT MITCHELL**, **RB JERRIS MCPHAIL**, **FB BROCK OLIVO**,

- November 8: LB KEVIN O'NEILL, G JEFF HARTINGS, G KERLIN BLAISE, WR TOMMIE BOYD and DE MIKE CHALENSKI.
Lions de-activated the following players at Philadelphia: QB SCOTT MITCHELL, RB JERRIS MCPHAIL, FB BROCK OLIVO, LB KEVIN O'NEILL, G JEFF HARTINGS, G KERLIN BLAISE, WR TOMMIE BOYD and DE TRACY SCROGGINS.
- November 15: Lions de-activated the following players vs. Chicago: QB SCOTT MITCHELL, FB BROCK OLIVO, LB GEORGE JAMISON, LB KEVIN O'NEILL, G KERLIN BLAISE, T ANDRE JOHNSON, WR TOMMIE BOYD and DE TRACY SCROGGINS.
- November 22: Lions de-activated the following players at Tampa Bay: QB SCOTT MITCHELL, RB JERRIS MCPHAIL, FB BROCK OLIVO, LB STEPHEN BOYD, G KERLIN BLAISE, T ANDRE JOHNSON, WR HERMAN MOORE and DE TRACY SCROGGINS.
- November 23: Lions placed DT DAN OWENS on Injured Reserve and signed DT HENRY TAYLOR from their practice squad to the active roster. Detroit also signed DT BRAD KEENEY to their practice squad.
- November 26: Lions de-activated the following players vs. Pittsburgh: QB SCOTT MITCHELL, RB JERRIS MCPHAIL, FB BROCK OLIVO, LB KEVIN O'NEILL, G KERLIN BLAISE, T ANDRE JOHNSON, WR TOMMIE BOYD, and DE TRACY SCROGGINS.
- December 1: Lions placed G KERLIN BLAISE on Injured Reserve and signed S KYWIN SUPERNAW to the active roster from their practice squad.
- December 6: Lions de-activated the following players at Jacksonville: QB SCOTT MITCHELL, RB JERRIS MCPHAIL, FB BROCK OLIVO, S MARK CARRIER, CB LAMAR CAMPBELL, T ANDRE JOHNSON, WR TOMMIE BOYD and DT HENRY TAYLOR.
- December 8: Lions released FB BROCK OLIVO and signed DT DON SASA to its active roster from the Carolina Panthers' practice squad.
- December 9: Lions signed FB BROCK OLIVO to their practice squad.
- December 14: Lions de-activated the following players at San Francisco: T ANDRE JOHNSON, DT DON SASA, QB SCOTT MITCHELL, RB JERRIS MCPHAIL, S KYWIN SUPERNAW, LB GEORGE JAMISON, WR TOMMIE BOYD and DT MARC SPINDLER.
- December 19: Lions signed free agent QB CHRIS DITTOE and placed DT HENRY TAYLOR on Injured Reserve.
- December 20: Lions de-activated the following players vs. Atlanta: QB CHARLIE BATCH, QB CHRIS DITTOE, RB JERRIS MCPHAIL, S KYWIN SUPERNAW, LB STEPHEN BOYD, T ANDRE JOHNSON, WR GERMANE CROWELL and DE KERWIN WALDROUP.
- December 23: Lions placed LB STEPHEN BOYD on Injured Reserve and signed FB TRAVIS REECE from the practice squad to the active roster.
- December 24: Lions placed QB CHARLIE BATCH on Injured Reserve and signed WR COREY THOMAS from their practice squad to the active roster.
- December 27: Lions de-activated the following players at Baltimore: QB CHRIS DITTOE, CB TERRY FAIR, S MARK CARRIER, RB RON RIVERS, T ANDRE JOHNSON, WR GERMANE CROWELL, WR BRIAN STABLEIN and DE KERWIN WALDROUP.
- December 29: Lions signed FB BROCK OLIVO to a 1999 contract.
- January 11: Lions signed T DERON THORP to a 1999 contract.
- January 28: Lions signed QB RON POWLUS to a 1999 contract.
- February 10: Lions released DT MARC SPINDLER.
- February 16: Lions signed DT JAMES JONES to a four-year contract.
- February 24: Lions signed DE PAUL SPICER and G DWAYNE MORGAN.
- March 1: Lions signed free agent QB CORY SAUTER.
- March 3: Lions signed free agent QB GUS FREROTTE.
- March 4: Lions signed exclusive rights free agent DT HENRY TAYLOR.
- March 5: Lions signed free agent WR UNDRÉ WILLIAMS.
- March 12: Lions signed exclusive rights free agents G KERLIN BLAISE, FB TRAVIS REECE and WR COREY THOMAS.
- March 17: Lions traded QB SCOTT MITCHELL to Baltimore for the Ravens' third round pick in the 1999 NFL Draft and a conditional fourth or fifth round selection in the 2000 NFL Draft.
- March 24: Lions re-signed unrestricted free agent TE DAVID SLOAN.
- March 31: Lions withdrew their tender offer to exclusive rights signed free agent WR TOMMIE BOYD.
- April 6: Lions re-signed unrestricted free agent WR BRIAN STABLEIN and free agent CB KEVIN FRANKLIN.
- April 12: Lions signed unrestricted free agent T BARRETT BROOKS, restricted free agent T ANDRE JOHNSON and free agent WR FREDDIE SCOTT.
- April 13: Lions waived QB CHRIS DITTOE.
- April 17: Lions drafted LB CHRIS CLAIBORNE (D-1a), T AARON GIBSON (D-1b), DE JARED DEVRIES (3).
- April 18: Lions drafted RB SEDRICK IRVIN (D-4), S TY TALTON (D-5), LB CLINT KRIEWAJDT (D-6) and DE MIKE PRINGLEY (D-7).
- April 19: Lions withdrew their qualifying offer to restricted free agent DE KERWIN WALDROUP.
- April 22: Lions signed unrestricted free agent DT KELVIN PRITCHETT.
- April 23: Lions signed the following undrafted rookie free agents: S NIKIA CODIE, WR DARRYL DANIEL, DT CHARLES DORSEY, WR HENRY DOUGLAS, K BRIAN GOWINS, WR JAY HALL, LB JOEY HALL, WR DONNIE HART, CB DEMETRIUS JOHNSON, S SORIE KANU, CB PHIL NASH, C JEREMY OFFUTT, P DANIEL POPE, T MAREK RUBIN, TE KERRY TAYLOR and LB JOE TUJIPALA.
- April 26: Lions re-signed restricted free agent S RYAN STEWART and exclusive rights free agent S KYWIN SUPERNAW.
- April 27: Lions re-signed exclusive rights free agent LB RICHARD JORDAN.
- May 6: Lions claimed RB PEPE PEARSON off waivers from Cleveland.
- May 10: Lions waived CB KEVIN FRANKLIN.
- June 2: Lions released rookie WR JAY HALL.

Detroit Lions' Final 1998 Depth Chart

(Reflects depth chart at end of regular season)

OFFENSE

XR:	87 Johnnie Morton	<u>82 Germane Crowell</u>	83 Brian Stablein
LT:	72 Ray Roberts	70 Andre Johnson	
LG:	77 Mike Compton	62 Tony Semple	
C:	61 Jim Pyne	<u>79 Eric Beverly</u>	
RG:	64 Jeff Hartings	62 Tony Semple	
RT:	75 Tony Ramirez	71 Larry Tharpe	
TE:	89 Walter Rasby	86 David Sloan	81 Pete Chryplewicz
ZR:	84 Herman Moore	80 Tommie Boyd	<u>15 Corey Thomas</u>
QB:	14 Frank Reich	19 Scott Mitchell	<u>13 Chris Dittoe</u>
FB:	44 Tommy Vardell	30 Cory Schlesinger	
HB:	20 Barry Sanders	34 Ron Rivers	21 Jerris McPhail

DEFENSE


LE:	91 Robert Porcher	95 Mike Chalenski	
NT:	73 Darius Holland	92 Marc Spindler	
UT:	94 Luther Elliss	98 Don Sasa	
RE:	93 Kerwin Waldroup	97 Tracy Scroggins	
SLB:	53 Rob Fredrickson	58 George Jamison	
MLB:	99 Richard Jordan	<u>59 Kevin O'Neill</u>	
WLB:	55 Allen Aldridge	52 Scott Kowalkowski	
LCB:	32 Bryant Westbrook	35 Robert Bailey	
RCB:	<u>23 Terry Fair</u>	24 Kevin Abrams	<u>39 Lamar Campbell</u>
FS:	27 Mark Carrier	25 Greg Jeffries	<u>29 Kywin Supernaw</u>
SS:	28 Ron Rice	42 Ryan Stewart	

SPECIALISTS

K:	4 Jason Hanson	18 John Jett	
P:	18 John Jett	4 Jason Hanson	
H:	18 John Jett	14 Frank Reich	
PC:	55 Allen Aldridge	62 Tony Semple	77 Mike Compton
KC:	77 Mike Compton	62 Tony Semple	61 Jim Pyne
PR:	<u>23 Terry Fair</u>	83 Brian Stablein	80 Tommie Boyd
KR:	<u>23 Terry Fair</u>	80 Tommie Boyd	21 Jerris McPhail

(ROOKIE AND FIRST-YEAR PLAYERS UNDERLINED)

INJURED RESERVE: QB Charlie Batch, G Kertin Blaise, LB Stephen Boyd, DT Jerome Davis, C Hessley Hempstead, DT Travis Kirschke, DT Dan Owens, T Juan Roque, LB Matt Russell, TE Eric Stocz and DT Henry Taylor.



1998 Season In Review

Final 1998 Offensive Statistics

RESULTS (5-11-0)

Lost	DETROIT	19	at Green Bay	38	(60,102)
Lost	#DETROIT	28	CINCINNATI	34	(66,354)
Lost	DETROIT	6	at Minnesota	29	(63,107)
Won	DETROIT	27	TAMPA BAY	6	(74,724)
Lost	DETROIT	27	at Chicago	31	(55,562)
Won	DETROIT	27	GREEN BAY	20	(77,932)
Lost	DETROIT	13	MINNESOTA	34	(77,885)
Lost	DETROIT	15	ARIZONA	17	(66,087)
Lost	DETROIT	9	at Philadelphia	10	(66,785)
Won	DETROIT	26	CHICAGO	3	(63,152)
Won	DETROIT	28	at Tampa Bay	25	(64,265)
Won	#DETROIT	19	PITTSBURGH	16	(78,139)
Lost	DETROIT	22	at Jacksonville	37	(70,717)
Lost	DETROIT	13	at San Fran.	35	(68,585)
Lost	DETROIT	17	ATLANTA	24	(67,143)
Lost	DETROIT	10	at Baltimore	19	(68,045)

- Overtime Game

TEAM STATISTICS

	DETROIT	Opponents
TOTAL FIRST DOWNS	279	308
Rushing	94	113
Passing	160	167
Penalty	25	28
3rd Down: Made/Att.	72/211 34%	89/217 41%
4th Down: Made/Att	10/ 20 50%	5/ 7 71%
TOTAL NET YARDS	5,085	5,117
Average Per Game	317.8	319.8
Total Plays	975	1,004
Average Per Play	5.2	5.1
NET YARDS RUSHING	1,955	2,102
Average Per Game	122.2	131.4
Total Rushes	441	487
NET YARDS PASSING	3,130	3,015
Average Per Game	195.6	188.4
Tackled/Yards Lost	45/268	43/261
Gross Yards	3,398	3,276
Attempts/Completions	489/274	474/284
Percent of Completion	56.0	59.9
Had Intercepted	13	12
PUNTS/AVERAGE	82/42.8	81/42.7
NET PUNTING AVERAGE	35.5	36.9
PENALTIES/YARDS	121/1,019	98/781
FUMBLES/BALL LOST	17/12	27/9
TOUCHDOWNS	32	43
Rushing	12	15
Passing	17	23
Returns	3	5
2 POINT CONVERSIONS	0	1
Rushing: Made/Attempt	0/2 0%	0/0 0%
Passing: Made/Attempt	0/1 0%	1/1 100%
TIME OF POSSESSION	472:17	492:41
Average Per Game	29:31	30:47
AVERAGE POINTS PER GAME	19.1	23.6

SCORE BY PERIODS

	1	2	3	4	OT	Total
LIONS' TOTAL	57	88	72	86	3	306
Opponents' Total	64	114	74	120	6	378

SCORING

	TDs							
	R	P	Rt	2PC	PAT	FG	S TP	
Hanson						27-29	29-33	114
Vardell	6	1						42
Moore		5						30
Sanders	4							24
Crowell		3						18
Fair			2					12
Morton		2						12
Chryplewicz		2						12
Batch	1							6
Westbrook			1					6
Rivers	1							6
Rasby		1						6
Sloan		1						6
Boyd, T		1						6
Schlesinger		1						6
LIONS' TOTAL	12	17	3			27-29	29-33	306
Opponents' Total	15	23	5	1		41-41	25-30	1 378

FIELD GOALS

	1-19	20-29	30-39	40-49	50+	Total
Hanson	0-0	8-8	7-7	13-15	1-3	29-33
Lions' Total	0-0	8-8	7-7	13-15	1-3	29-33
Opponents' Total	0-0	6-6	11-12	7-9	1-3	25-30

Hanson (47,43); (); (37,49); (27,25); (28,53WR,43); (25,36); (47,48); (28,47,44); (41,48,35,58S); (24,25); (); (45,51,43WR,35,42); (47WL,34,24,45); (); (30); (39) - 87.9%

RUSHING

	No.	Yds.	Avg.	LG	TD
Sanders	343	1,491	4.3	73t	4
Batch	41	229	5.6	17	1
Rivers	19	102	5.4	36t	1
Vardell	18	37	2.1	17	6
Crowell	1	35	35.0	35	0
Mitchell	7	30	4.3	17	0
Schlesinger	5	17	3.4	5	0
Morton	1	11	11.0	11	0
Reich	6	3	0.5	5	0
LIONS' TOTAL	441	1,955	4.4	73t	12
Opponents' Total	487	2,102	4.3	57t	15

PASSING

	Att.	Comp.	Yds.	Pct.	Avg/Att	TD	%TD	Int.	%Int.	LG	Sack/Yds	Rating
Batch	303	173	2,178	57.1	7.19	11	3.6	6	2.0	98t	37/222	83.3
Reich	110	63	768	57.3	6.98	5	4.5	4	3.6	41	4/18	78.9
Mitchell	75	38	452	50.7	6.03	1	1.3	3	4.0	44	4/28	57.1
Jett	1	0	0	0.0	0.00	0	0.0	0	0.0	0	0/0	39.6
LIONS' TOTAL	489	274	3,398	56.0	6.95	17	3.5	13	2.7	98t	45/268	78.1
Opponents' Total	474	284	3,276	59.9	6.91	23	4.9	12	2.5	84t	43/261	86.7

RECEIVING

	No.	Yds.	Avg.	LG	TD
Moore	82	983	12.0	36	5
Morton	69	1,028	14.9	98t	2
Sanders	37	289	7.8	44	0
Crowell	25	464	18.6	68t	3
Rasby	15	119	7.9	17	1
Vardell	14	143	10.2	31	1
Sloan	11	146	13.3	33	1
Stablein	7	80	11.4	15	0
Boyd, T	4	52	13.0	19	1
Chryplewicz	4	20	5.0	8	2
Rivers	3	58	19.3	38	0
Schlesinger	3	16	5.3	8t	1
LIONS' TOTAL	274	3,398	12.4	98t	17
Opponents' Total	284	3,276	11.5	84t	23

INTERCEPTIONS

	No.	Yds.	Avg.	LG	TD
Westbrook	3	49	16.3	34t	1
Carrier	3	33	11.0	33	0
Rice	3	25	8.3	25	0
Jamison	1	21	21.0	21	0
Jordan	1	4	4.0	4	0
Fredrickson	1	0	0.0	0	0
LIONS' TOTAL	12	132	11.0	34t	1
Opponents' Total	13	198	15.2	79t	2

PUNTING

	No.	Yds.	Avg.	TB	In20	LG	Blk
Jett	66	2,892	43.8	6	17	60	0
Kidd	13	520	40.0	0	1	54	0
Hanson	3	94	31.3	0	1	36	0
LIONS' TOTAL	82	3,506	42.8	6	19	60	0
Opponents' Total	81	3,460	42.7	13	26	67	0

PUNT RETURNS

	No.	FC	Yds.	Avg.	LG	TD
Fair	30	15	189	6.3	29	0
Boyd, T	4	0	11	2.8	3	0
Abrams	2	1	12	6.0	16	0
Stablein	0	3	0	0.0	0	0
LIONS' TOTAL	36	19	212	5.9	23	0
Opponents' Total	47	20	471	10.0	65t	1

KICKOFF RETURNS

	No.	FC	Yds.	Avg.	LG	TD
Fair	51	0	1,428	28.0	105t	2
Boyd, T	8	0	163	20.4	26	0
McPhail	6	0	71	11.8	20	0
Rivers	2	0	15	7.5	9	0
Vardell	1	0	23	23.0	23	0
LIONS' TOTAL	68	0	1,700	25.0	105t	2
Opponents' Total	49	0	1,196	24.4	100t	1



DE Robert Porchett led the Lions for the third straight year in 1998 with 11.5 sacks. He enters the '99 season in fifth place on the Lions all-time sacks list with 51.5.

Final 1998 Defensive Statistics

(Unofficial — From Coaches' Film)

Player	TACKLES			Sacks/Yds	Ints/Yds	Pass Def	Fumbles Blocked						
	Total	Solo	Asst.				For./Rec.	PATs	FGs	Punts	TDs	Safe.	
Boyd, S	156	113	43	4.0/23.0		6		3/3					
Rica, R	121	84	37	3.5/14.5	3/25	7		1/0					
Fredrickson, R	116	67	49	2.5/9.0	1/0	5		2/0					
Aldridge, A	91	48	43	3.0/12.0		2		1/1					
Elliss, L	84	49	35	3.0/24.0		2		1/1					
Porcher, R	83	50	33	11.5/85.5		4		1/0					
Westbrook, B	77	65	12		3/49	19						1	
Carrier, M	75	52	23		3/33	7		2/0					
Waldrup, K	59	27	32	1.5/12.5		1		0/1					
Fair, T	58	40	18	1.0/1.0		6							
Abrams, K	55	44	11	3.0/23.0		8		2/1					
Owens, D	51	20	31	2.5/12.5		1							
Jordan, R	40	30	10		1/4	2							
Scroggins, T	32	25	7	6.5/38.0									
Jeffries, G	32	24	8			2		0/1					
Spindler, M	25	6	19			2				3			
Bailey, R	24	20	4			1							
Holland, D	23	15	8										
Chalenski, M	11	3	8			1							
Jamison, G	8	3	5		1/21	2							
Kowalkowski, S	4	1	3										
Stewart, R	3	3						1/0					
Sasa, D	3	1	2										
Thomas, M	2	1	1										
Taylor, H	2	1	1										
Campbell, L	1	1											
TEAM				1.0/6.0									
LIONS' TOTAL	1,236	793	443	43.0/261.0	12/132	78		14/8		3			1
Opp. Total	836	638	198	45.0/268.0	13/198	93		9/9				3	1

DETROIT SPECIAL TEAMS TACKLES

(Not Included in Defensive Totals)

PLAYER	Total	Solo	Asst	PLAYER	Total	Solo	Asst
O'Neill, K	26	13	13	Thomas, M	4	2	2
Rivers, R	23	5	18	Hanson, J	3	3	
Jordan, R	21	13	8	Jett, J	2	1	1
Stewart, R	20	10	10	Boyd, T	2	1	1
Schlesinger, C	18	9	9	Semple, T	2		2
Campbell, L	17	11	6	Jamison, G	2		2
Kowalkowski, S	17	5	12	McPhail, J	2		2
Bailey, R	11	9	2	Westbrook, B	1		1
Abrams, K	10	6	4	Hickman, K	1		1
Aldridge, A	8	5	3	Reece, T	1		1
Rice, R	8	4	4	Olivo, B	1		1
Supernaw, K	6	3	3	TOTALS	215	104	11
Stablein, B	5	2	3	Opponents	109	97	12
Chryplewicz, P	4	2	2				

TURNOVER RATIO

DATE	OPPONENT	TAKEAWAYS			GIVEAWAYS			This Game	Season
		Ints.	Fumbles	Total	Ints.	Fumbles	Total		
Sep 6	at Green Bay	0	0	0	1	1	2	-2	-2
Sep 13	CINCINNATI	0	0	0	2	0	2	-2	-4
Sep 20	at Minnesota	0	0	0	2	2	4	-4	-8
Sep 28	TAMPA BAY	2	0	2	0	1	1	+1	-7
Oct 4	at Chicago	0	5	5	0	0	0	+5	-2
Oct 15	GREEN BAY	3	0	3	0	1	1	+2	+0
Oct 25	MINNESOTA	2	1	3	1	0	1	+2	+2
Nov 1	ARIZONA	1	1	2	3	3	6	-4	-2
Nov 8	at Philadelphia	0	0	0	0	0	0	+0	-2
Nov 15	CHICAGO	0	0	0	0	0	0	+0	-2
Nov 22	at Tampa Bay	2	0	2	0	0	0	+2	+0
Nov 26	PITTSBURGH	1	1	2	0	2	2	+0	+0
Dec 6	at Jacksonville	0	0	0	0	0	0	+0	+0
Dec 14	at San Francisco	1	0	1	2	0	2	-1	-1
Dec 20	ATLANTA	0	0	0	2	1	3	-3	-4
Dec 27	at Baltimore	0	1	1	0	1	1	+0	-4
TOTALS		12	9	21	13	12	25		-4

Statistically Speaking

STARTING FIELD POSITION

	Detroit	Opp.
Drives Started	183	191
Cumulative Starting Yard Lines	5,141	6,072
Average Field Position	28	32
Drives Started in Plus Territory	19	28
Resulting TDs/FGs	6/7	7/6
Drives Started Inside/At Own 20	75	80
Resulting TDs/FGs	8/7	12/4

YARDS LOST DUE TO PENALTIES

	Detroit	Opp.
Times Penalized After Gain (Off. only)	15	19
Yards Lost Due to Penalties	164	141
Touchdowns Called Back	1	3
Field Goals Negated	0	0
Two-Point Conversions Negated	0	0
First Downs Lost	3	6

INSIDE THE 20

	Detroit	Opp.
Times Penetrated Opponent 20	39	45
Total Scores	32	39
Touchdowns	17	24
Field Goals	15	15
Turnovers	2	2
Ran Out Clock/Time Expired	0	2
Missed Field Goals	1	1
Turned Over Ball on Downs	4	1
Scoring Percentage	82.1%	86.7%

THE LIONS WERE...

At home	4-4
On the road	1-7
On artificial turf	4-6
On grass	1-5
In domed stadiums	4-5
Outdoors	1-6
When won coin toss	3-2
When lost coin toss	2-9
In games decided by 3 pts. or less	2-2
In games decided by 7 pts. or less	3-5
When scoring 20 pts. or less	1-8
When scoring 21+ points	4-3
When allowing 20 pts. or less	4-3
When allowing 21+ points	1-8
When scored first	3-5
When led at end of 1st quarter	2-3
When led at half	3-2
When led at end of 3rd quarter	3-2
When trailed at end of 1st quarter	1-4
When trailed at half	1-6
When trailed at end of 3rd quarter	2-8
When tied at end of 1st quarter	2-4
When tied at half	1-3
When tied at end of 3rd quarter	0-1

TAKEAWAYS / POINTS OFF

	Takeaways			Points Off				
	Fum.	Int.	Total	TD	FG	Total	Pct.	Pts.
LIONS	9	12	21	5	5	10	47.6	49
Opp.	11	19	25	8	2	10	40.0	61

THIRD DOWN EFFICIENCY

	3rd & 1	3rd & 2	3rd & 3	3rd & 4	3rd & 5	3rd & 6	3rd & 7	3rd & 8	3rd & 9	3rd & 10+	Total
LIONS	10-20	6-11	5-18	8-12	7-17	5-18	6-13	5-10	5-15	15-78	72-211 (34.1)
Opp.	18-25	9-15	4-12	11-24	7-15	11-22	5-13	5-17	2-10	17-64	89-217 (40.8)

GOAL LINE STANDS

	Opponents' GTG Situations	Opponents' Scores			Opponent GTG Plays	Plays Defense Held	Defense's Stop Percentage
		Total	TD	FG			
LIONS' DEFENSE	22	21	18	3	50	30	60.0%
Opponents' Defense	23	19	15	4	54	36	66.6%

DRIVE ENGINEERING

Quarterback	Drives Started			Drives Ended By						Points Yielded	Drive Efficiency*
	Started	TD	FG	MFG	Punt	Downs	TO	Safety	Clock		
Charlie Batch	122	18	24	4	55	6	9	0	3	197	34.4%
Frank Reich	37	6	3	0	17	2	6	1	1	40	24.3%
Scott Mitchell	24	5	2	0	10	1	4	0	2	40	29.2%
LIONS	183	29	29	4	82	9	19	1	6	277	31.7%
Opponents	181	38	25	5	81	2	19	0	11	344	34.8%

* Drive Efficiency = Scoring Drives / Total Drives

Game by Game Statistics—Detroit Lions

DATE	OPPONENT	FIRST DOWNS			NET OFF.		RUSHING			Net	Sacks	PASSING		PENALTY FUMB.		PUNTS No.-Avg	Poss. Time	Points Scored
		Total	R	Ps	Pn	Yds/Play	Yds/Att	Yds	Att-Cmp-I			No.-Yds	No.-Ls	No.-Yds	No.-Ls			
Sep 6	at Green Bay	20	4	15	1	321/68	85/22	236	2/12	248	44-23-1	6-60	1-1	3-47.3	26:02	19-L		
Sep 13	CINCINNATI	22	11	11	0	412/67	224/34	188	2/16	204	31-15-2	10-83	0-0	7-46.6	33:09	28-L		
Sep 20	at Minnesota	19	8	10	1	279/76	137/31	142	5/18	160	40-20-2	9-69	2-2	4-43.0	34:15	6-L		
Sep 28	TAMPA BAY	17	9	7	1	280/67	156/41	124	1/7	131	25-15-0	3-20	1-1	6-33.8	38:09	27-W		
Oct 4	at Chicago	15	6	8	1	340/61	94/26	246	4/22	268	31-16-0	7-44	0-0	8-41.3	24:11	27-L		
Oct 15	GREEN BAY	17	5	10	2	385/54	186/32	199	3/19	218	19-16-0	10-97	1-1	5-38.0	31:06	27-W		
Oct 25	MINNESOTA	17	5	11	1	351/69	137/28	214	4/17	231	37-20-1	14-169	0-0	8-45.0	33:00	13-L		
Nov 1	ARIZONA	18	7	9	2	280/66	113/29	167	5/23	190	32-20-3	4-20	5-3	3-43.3	32:50	15-L		
Nov 8	at Philadelphia	9	6	3	0	257/54	146/22	111	5/35	146	27-14-0	8-63	0-0	8-47.0	25:30	9-L		
Nov 15	CHICAGO	24	10	12	2	391/56	145/34	246	1/7	253	21-16-0	9-66	2-0	2-55.0	35:07	26-W		
Nov 22	at Tampa Bay	19	5	11	3	300/51	112/27	188	1/7	195	23-14-0	4-30	0-0	6-43.0	26:06	28-W		
Nov 26	PITTSBURGH	13	3	8	2	283/54	70/23	213	4/32	245	27-17-0	6-66	2-2	4-44.3	26:59	19-W		
Dec 6	at Jacksonville	16	3	12	1	332/60	120/22	212	5/38	250	33-14-0	9-76	0-0	3-39.3	24:21	22-L		
Dec 14	at San Francisco	25	3	17	5	380/64	69/19	311	1/5	316	44-21-2	4-38	0-0	4-34.0	26:16	13-L		
Dec 20	ATLANTA	17	6	8	3	258/57	117/30	141	1/7	148	26-15-2	7-49	2-1	5-40.8	28:33	17-L		
Dec 27	at Baltimore	11	3	8	0	236/51	44/21	192	1/3	195	29-18-0	11-69	1-1	6-45.7	26:43	10-L		
TOTALS		279	94	160	25	5,085/975	1,955/441	3,130	45/268	3,398	489-274-13	121-1,019	17-12	82-42.8	472:17	306		

Game by Game Statistics—Opponents

DATE	OPPONENT	FIRST DOWNS			NET OFF.		RUSHING		Net	Sacks	PASSING		PENALTY FUMB.		PUNTS No.-Avg	Poss. Time	Points Scored
		Total	R	Ps	Pn	Yds/Play	Yds/Att	Yds			Att-Cmp-I	No.-Yds	No.-Ls				
Sep 6	at Green Bay	21	5	14	2	342/64	75/30	267	2/10	277	32-24-0	6-30	1-0	4-46.0	33:58	38-W	
Sep 13	CINCINNATI	18	4	12	2	384/60	100/21	284	3/19	303	36-25-0	5-40	0-0	7-48.1	28:57	34-W	
Sep 20	at Minnesota	17	3	13	1	287/61	76/24	211	2/9	220	35-20-0	5-45	2-0	4-47.0	25:45	29-W	
Sep 28	TAMPA BAY	6	2	4	0	133/53	55/17	78	4/42	120	32-12-2	10-58	1-0	10-38.6	21:51	6-L	
Oct 4	at Chicago	23	8	14	1	405/77	125/37	280	2/13	293	38-27-0	2-15	5-5	4-44.3	35:49	31-W	
Oct 15	GREEN BAY	23	7	14	2	368/66	93/21	275	2/25	300	43-22-3	4-45	2-0	5-38.2	28:54	20-L	
Oct 25	MINNESOTA	23	6	13	4	329/62	159/28	170	4/20	190	30-17-2	7-55	1-1	2-49.0	27:00	34-W	
Nov 1	ARIZONA	11	3	8	0	209/54	37/25	172	4/26	198	25-15-1	7-69	3-1	7-40.7	27:10	17-W	
Nov 8	at Philadelphia	16	10	5	1	289/60	216/35	73	4/24	97	21-15-0	5-39	2-0	10-42.8	34:30	10-W	
Nov 15	CHICAGO	14	3	11	0	252/53	105/21	147	5/25	172	27-14-0	5-60	1-0	3-42.3	24:53	3-L	
Nov 22	at Tampa Bay	22	7	13	2	428/65	145/35	283	0/0	283	30-16-2	9-54	0-0	4-42.3	33:54	25-L	
Nov 26	PITTSBURGH	22	5	13	4	293/75	85/34	208	5/17	225	36-21-1	4-30	4-1	5-44.2	35:53	16-L	
Dec 6	at Jacksonville	24	12	8	4	426/68	205/43	221	1/7	228	24-15-0	7-45	0-0	2-40.5	35:39	37-W	
Dec 14	at San Francisco	29	21	6	2	409/65	328/46	81	1/1	82	18-12-1	9-79	1-0	2-36.0	33:44	35-W	
Dec 20	ATLANTA	20	9	9	2	268/58	145/35	123	4/23	146	19-11-0	7-56	0-0	6-39.0	31:27	24-W	
Dec 27	at Baltimore	19	8	10	1	295/63	153/35	142	0/0	142	28-18-0	6-61	4-1	6-47.0	33:17	19-W	
TOTALS		308	113	167	28	5,117/1,004	2,102/487	3,015	43/261	3,276	474-284-12	98-781	27-9	81-42.7	492:41	378	

1998 Game by Game Tackles

(Solos-Assists-Sacks)

	at GB	CIN	at Min	TB	at Chi	GB	MIN	ARIZ
	9/6	9/13	9/20	9/28	10/4	10/15	10/25	11/1
Abrams	5-3-0	3-0-0	5-0-0	6-2-0	8-2-1	0-0-0	1-0-0	1-0-1
Aldridge	4-1-0	2-2-1	2-2-0	2-3-0	4-4-0	4-1-0	0-2-0	1-4-0
Bailey	0-0-0	0-0-0	2-0-0	1-0-0	3-1-0	2-0-0	2-0-0	0-0-0
S. Boyd	10-1-0	8-3-0	8-2-0	6-3-1	11-6-1	8-4-0	9-3-0	9-4-1
Campbell	I	I	I	0-0-0	0-0-0	0-0-0	0-0-0	0-0-0
Carrier	5-2-0	2-0-0	5-2-0	1-2-0	EXP	4-6-0	3-0-0	4-2-0
Chalenski	I	I	0-0-0	I	I	1-0-0	I	I
Elliss	2-4-0	3-2-0	6-2-1	3-2-0	4-3-0	0-3-0	2-2-0	3-1-0
Fair	1-2-0	3-0-0	2-0-0	1-1-0	I	4-1-0	2-2-0	2-1-0
Fredrickson	6-4-0	2-2-0	7-1-0	3-5-0	5-3-0	5-4-0	6-0-1.5	0-3-0
Holland	NWT	NWT	NWT	NWT	NWT	NWT	0-0-0	1-0-0
Jamison	0-0-0	0-0-0	0-0-0	0-0-0	0-2-0	0-0-0	0-0-0	0-0-0
Jeffries	0-0-0	0-0-0	0-0-0	1-0-0	9-0-0	0-0-0	0-0-0	0-0-0
Jordan	0-0-0	0-0-0	0-0-0	0-0-0	0-0-0	0-0-0	0-0-0	0-0-0
Kowalkowski	I	0-0-0	0-0-0	0-0-0	0-0-0	0-0-0	0-0-0	0-2-0
Owens	2-4-0	2-5-.5	2-2-0	2-2-0	0-2-0	2-2-1	2-1-0	3-1-0
Porcher	4-1-0	2-1-.5	2-3-1	3-2-1.5	0-1-0	4-1-1	3-2-0	2-1-1
Rice	8-2-0	6-1-0	3-0-0	2-4-0	9-2-0	3-6-0	9-1-0	5-1-0
Sasa	NWT	NWT	NWT	NWT	NWT	NWT	NWT	NWT
Scroggins	2-0-1	2-0-1	I	1-0-1	4-1-0	0-0-0	3-0-2.5	2-0-0
Spindler	0-1-0	0-0-0	0-0-0	0-3-0	0-1-0	1-1-0	0-2-0	0-0-0
Stewart	0-0-0	0-0-0	0-0-0	0-0-0	0-0-0	0-0-0	0-0-0	0-0-0
Taylor	PS	PS	PS	PS	PS	I	PS	PS
Thomas	0-0-0	0-0-0	1-1-0	I	0-0-0	NWT	NWT	NWT
Waldroup	2-3-1	1-5-0	1-2-0	1-3-.5	I	1-4-0	2-1-0	2-2-0
Westbrook	2-1-0	11-0-0	5-0-0	1-2-0	4-0-0	3-0-0	3-0-0	3-0-0

DNP - Did Not Play

I - Inactive

IR - Injured Reserve

EXP - Roster Exemption

NWT - Not With Team

PS - Practice Squad

PUP - Physically Unable to Perform

	at Phil	CHI	at TB	PIT	at Jax	at SF	ATL	at Balt	1998
	11/8	11/15	11/22	11/26	12/6	12/14	12/20	12/27	TOTALS
Abrams	0-0-0	1-2-1	0-0-0	4-0-0	0-0-0	1-0-0	4-2-0	5-0-0	44-11-3
Aldridge	9-5-0	4-2-0	4-6-0	3-2-2	3-3-0	0-2-0	4-2-0	2-2-0	48-43-3
Bailey	1-0-0	1-0-0	0-0-0	4-1-0	1-0-0	0-1-0	1-0-0	2-1-0	20-4-0
S. Boyd	10-7-0	11-1-0	I	11-3-1	8-4-0	4-2-0	I	IR	113-43-4
Campbell	0-0-0	0-0-0	0-0-0	0-0-0	I	0-0-0	0-0-0	1-0-0	1-0-0
Carrier	7-3-0	3-3-0	10-1-0	0-0-0	I	5-1-0	3-1-0	I	52-23-0
Chalenski	1-0-0	0-1-0	1-1-0	0-2-0	0-1-0	0-2-0	0-1-0	0-0-0	3-8-0
Elliss	3-3-0	2-2-1	5-2-0	6-2-1	6-1-0	2-2-0	0-2-0	2-2-0	49-35-3
Fair	1-2-0	5-2-1	3-3-0	4-1-0	4-1-0	6-1-0	2-1-0	I	40-18-1
Fredrickson	8-3-1	2-4-0	1-3-0	6-4-0	5-6-0	3-5-0	4-1-0	4-1-0	67-49-2.5
Holland	0-0-0	1-0-0	1-2-0	3-3-0	5-1-0	4-2-0	0-0-0	0-0-0	15-8-0
Jamison	1-1-0	I	1-2-0	0-0-0	0-0-0	I	0-0-0	1-0-0	3-5-0
Jeffries	DNP	0-0-0	0-0-0	1-3-0	5-2-0	0-0-0	1-1-0	7-2-0	24-8-0
Jordan	0-0-0	0-0-0	10-2-0	0-0-0	0-0-0	7-2-0	8-2-0	5-4-0	30-10-0
Kowalkowski	0-0-0	0-0-0	1-0-0	0-0-0	0-0-0	0-1-0	0-0-0	0-0-0	1-3-0
Owens	4-6-1	0-5-0	1-1-0	IR	IR	IR	IR	IR	20-31-2.5
Porcher	5-1-2	6-3-2	1-3-0	8-5-0	3-2-0	2-2-0	2-3-2.5	3-2-0	50-33-11.5
Rice	5-4-0	4-0-0	4-4-0	4-0-1	6-3-1	7-4-0	7-5-1.5	2-0-0	84-37-3.5
Sasa	NWT	NWT	NWT	NWT	NWT	NWT	0-1-0	1-1-0	1-2-0
Scroggins	I	I	I	I	4-1-0	3-0-1	0-2-0	4-3-0	25-7-6.5
Spindler	0-0-0	0-1-0	1-2-0	2-2-0	1-1-0	I	1-2-0	0-3-0	6-19-0
Stewart	0-0-0	0-0-0	0-0-0	0-0-0	0-0-0	0-0-0	0-0-0	3-0-0	3-0-0
Taylor	PS	PS	PS	I	I	1-1-0	IR	IR	1-1-0
Thomas	NWT	NWT	NWT	NWT	NWT	NWT	NWT	NWT	1-1-0
Waldroup	3-3-0	2-2-0	3-2-0	3-2-0	4-1-0	2-2-0	I	I	27-32-1.5
Westbrook	4-0-0	5-0-0	4-3-0	6-1-0	4-1-0	4-3-0	1-0-0	5-1-0	65-12-0

DNP - Did Not Play

I - Inactive

IR - Injured Reserve

EXP - Roster Exemption

NWT - Not With Team

PS - Practice Squad

PUP - Physically Unable to Perform

MINNESOTA

RUSHING	No.	Yds.	TD	LG
Sanders, B	24	127	37	
Batch, C	2	8	9	
Rivers, R	1	2	2	
Vardell, T	1			1t
Crowell, G				
Mitchell, S				
Schlesinger, C				
Morton, J				
Reich, F				

ARIZONA

RUSHING	No.	Yds.	TD	LG
Sanders, B	27	107	28	
Batch, C	1	5	5	
Rivers, R	1	1	1	1t

at Philadelphia

RUSHING	No.	Yds.	TD	LG
Sanders, B	20	140	44	
Batch, C	2	6	4	

CHICAGO

RUSHING	No.	Yds.	TD	LG
Sanders, B	24	114	15	
Batch, C	4	5	4	
Rivers, R	4	22	16	
Vardell, T	2	4	2	3t

at Tampa Bay

RUSHING	No.	Yds.	TD	LG
Sanders, B	2	166	19	
Batch, C	2	8	9	
Rivers, R	1	36	1	36t
Vardell, T	3	2	1	1t

PITTSBURGH

RUSHING	No.	Yds.	TD	LG
Sanders, B	20	33	21	
Batch, C	1	3	3	
Rivers, R				
Vardell, T	1	35	35	
Crowell, G				
Mitchell, S				
Schlesinger, C				
Morton, J				
Reich, F	1	-1	-1	

RECEIVING

Player	No.	Yds.	TD	LG
Moore, H	4	42	15	
Morton, J	7	89	1	20
Sanders, B	6	51	12	
Crowell, G	1	10	10	
Flasby, W	1	9	9	
Vardell, T	1	9	9	
Sloan, D	2	40	33	
Stablein, B				
Boyd, T				
Chryplewicz, P				
Rivers, R				
Schlesinger, C				

ARIZONA

Player	No.	Yds.	TD	LG
Moore, H	2	26	15	
Morton, J	7	115	41	
Sanders, B	6	17	9	
Crowell, G	1	10	10	
Flasby, W	1	9	9	
Vardell, T	1	4	4	
Sloan, D	1	7	7	

at Philadelphia

Player	No.	Yds.	TD	LG
Moore, H	3	23	9	
Morton, J	2	32	24	
Sanders, B	3	32	19	
Crowell, G	1	3	3	
Flasby, W				
Vardell, T	2	7	4	
Sloan, D	2	43	30	

CHICAGO

Player	No.	Yds.	TD	LG
Moore, H	1	3	3	
Morton, J	5	109	30	
Sanders, B	1	6	6	
Crowell, G	3	57	27	53t
Flasby, W	1	17	17	
Vardell, T	1	12	1	12t
Sloan, D	2	28	18	
Stablein, B	2	21	13	

at Tampa Bay

Player	No.	Yds.	TD	LG
Moore, H	5	49	16	
Morton, J	1	7	7	
Sanders, B	3	82	1	53t
Crowell, G	1	3	3	
Flasby, W	2	28	23	
Vardell, T	2	26	15	

PITTSBURGH

Player	No.	Yds.	TD	LG
Moore, H	8	148	1	36
Morton, J	4	53	26	
Sanders, B	1	20	20	
Crowell, G	1	16	16	
Flasby, W				
Vardell, T	3	8	5	

PASSING

Player	Att	Cmp	Yds.	TD	I
Batch, C	37	20	231	1	1
Reich, F					
Mitchell, S					

ARIZONA

Player	Att	Cmp	Yds.	TD	I
Batch, C	17	10	71	3	3
Reich, F	15	10	119		

at Philadelphia

Player	Att	Cmp	Yds.	TD	I
Batch, C	27	14	146		

CHICAGO

Player	Att	Cmp	Yds.	TD	I
Batch, C	21	16	253	1	1

at Tampa Bay

Player	Att	Cmp	Yds.	TD	I
Batch, C	23	14	195	2	2

PITTSBURGH

Player	Att	Cmp	Yds.	TD	I
Batch, C	23	16	236	1	1
Reich, F	4	1	9		

at Baltimore

Att.	Yds.	TD	LG
19	41		31

ATLANTA

Att.	Yds.	TD	LG
25	95		20

at San Francisco

Att.	Yds.	TD	LG
14	28		13

at Jacksonville

Att.	Yds.	TD	LG
18	102		39
2	17		10
1	1		1
1			

RUSHING

Sanders, B

Batch, C

Rivers, R

Vardell, T

Crowell, G

Mitchell, S

Schlesinger, C

Morton, J

Reich, F

1 3 3

1

1 2 2

1 2 2

1 5 5

1 5 5

RECEIVING

Moore, H

Morton, J

Sanders, B

Crowell, G

Rasby, W

Vardell, T

Sloan, D

Stablein, B

Boyd, T

Chryplewicz, P

Rivers, R

Schlesinger, C

No. Yds. TD LG

10 120 30

3 40 18

2 15 10

1 4 4

1 4 4

2 12 7

2 22 15

2 37 19

1 8 8

1 8 1 8t

PASSING

Batch, C

Reich, F

Mitchell, S

Att Cmp Yds. TD I

29 18 195 1

26 15 148 2 2

9 3 35

35 18 281 2 2

Att Cmp Yds. TD I

9 3 35

35 18 281 2 2

Att Cmp Yds. TD I

33 14 250 2

35 18 281 2 2

Att Cmp Yds. TD I

29 18 195 1

26 15 148 2 2

1998 Detroit Lions Game by Game Starters

Offense

	at GB	CIN	at Min	TB	at Chi	GB	MIN	ARIZ	at Phil	CHI	at TB	PIT	at Jax	at SF	ATL	at Balt
	Sept. 6	Sept. 13	Sept. 20	Sept. 28	Oct. 4	Oct. 15	Nov. 25	Nov. 1	Nov. 8	Nov. 15	Nov. 22	Nov. 26	Dec. 6	Dec. 14	Dec. 20	Dec. 27
XR	Morton	Morton	Morton	Morton	Morton	Morton	Morton	Morton	Morton	Morton	Morton	Morton	Morton	Morton	Morton	Morton
LT	Roberts	Roberts	Roberts	Roberts	Roberts	Roberts	Roberts	Roberts	Roberts	Roberts	Roberts	Roberts	Roberts	Roberts	Roberts	Roberts
LG	Compton	Compton	Compton	Compton	Compton	Compton	Compton	Compton	Compton	Compton	Compton	Compton	Compton	Compton	Compton	Compton
C	Pyne	Pyne	Pyne	Pyne	Pyne	Pyne	Pyne	Pyne	Pyne	Pyne	Pyne	Pyne	Pyne	Pyne	Pyne	Pyne
RG	Hartings	Hartings	Hartings	Hartings	Hartings	Hartings	Simple	Simple	Simple	Hartings	Hartings	Hartings	Hartings	Hartings	Hartings	Hartings
TE	Tharpe	Tharpe	Tharpe	Tharpe	Tharpe	Tharpe	Tharpe	Tharpe	Tharpe	Ramirez	Ramirez	Ramirez	Ramirez	Ramirez	Ramirez	Ramirez
RT	Rasby	Rasby	Rasby	Rasby	Rasby	Rasby	Rasby	Rasby	Rasby	Rasby	Rasby	Rasby	Rasby	Rasby	Rasby	Rasby
ZR	Moore	Moore	Moore	Moore	Moore	Moore	Moore	Moore	Moore	Moore	Crowell	Moore	Moore	Moore	Moore	Moore
QB	Mitchell	Mitchell	Batch	Batch	Batch	Batch	Batch	Batch	Batch	Batch	Batch	Batch	Batch	Batch	Batch	Reich
FB	Vardell	*Chrylewicz	Schlesinger	#Crowell	Schlesinger	Vardell	*Chrylewicz	Vardell	Vardell	Vardell	Vardell	*Sloan	Vardell	Vardell	Vardell	*Sloan
RB	Sanders	Sanders	Sanders	Sanders	Sanders	Sanders	Sanders	Sanders	Sanders	Sanders	Sanders	Sanders	Sanders	Sanders	Sanders	Sanders

* Opened game with two tight ends
 # Opened game with three receivers

Defense

	at GB	CIN	at Min	TB	at Chi	GB	MIN	ARIZ	at Phil	CHI	at TB	PIT	at Jax	at SF	ATL	at Balt
	Sept. 6	Sept. 13	Sept. 20	Sept. 28	Oct. 4	Oct. 15	Oct. 25	Nov. 1	Nov. 8	Nov. 15	Nov. 22	Nov. 26	Dec. 6	Dec. 14	Dec. 20	Dec. 27
LE	Porcher	Porcher	Porcher	Porcher	Porcher	Porcher	Porcher	Porcher	Porcher	Porcher	Porcher	Porcher	Porcher	Porcher	Porcher	Porcher
NT	Owens	Owens	Owens	Owens	Owens	Owens	Owens	Owens	Owens	Owens	Owens	Holland	Holland	Holland	Spindler	Holland
UT	Elliss	Elliss	Elliss	Elliss	Elliss	Elliss	Elliss	Elliss	Elliss	Elliss	Elliss	Elliss	Elliss	Elliss	Elliss	Elliss
RE	Waldroup	Waldroup	Waldroup	Waldroup	Scroggins	Waldroup	Waldroup	Waldroup	Waldroup	Waldroup	Waldroup	Waldroup	Waldroup	Waldroup	Waldroup	Waldroup
SLB	Fredrickson	Fredrickson	Fredrickson	Fredrickson	Fredrickson	Fredrickson	Fredrickson	Fredrickson	Fredrickson	Fredrickson	Fredrickson	Fredrickson	Fredrickson	Fredrickson	Fredrickson	Fredrickson
MLB	Boyd	Boyd	Boyd	Boyd	Boyd	Boyd	Boyd	Boyd	Boyd	Boyd	Jordan	Boyd	Boyd	Jordan	Jordan	Jordan
WLB	Aldridge	Aldridge	Aldridge	Aldridge	Aldridge	%Abrams	Aldridge	Aldridge	Aldridge	Aldridge	Aldridge	Aldridge	Aldridge	Aldridge	Aldridge	Aldridge
LCB	Abrams	Abrams	Abrams	Westbrook	Westbrook	Westbrook	Westbrook	Westbrook	Westbrook	Westbrook	Westbrook	Westbrook	Westbrook	Westbrook	Westbrook	Westbrook
RCB	Westbrook	Westbrook	Westbrook	Abrams	Abrams	Fair	Fair	Fair	Fair	Fair	Fair	Fair	Fair	Fair	Fair	Fair
SS	Rice	Rice	Rice	Rice	Rice	Rice	Rice	Rice	Rice	Rice	Rice	Rice	Rice	Rice	Rice	Rice
FS	Carrier	Carrier	Carrier	Carrier	Jeffries	Carrier	Carrier	Carrier	Carrier	Carrier	Carrier	Carrier	Carrier	Carrier	Carrier	Carrier

% Opened game with three cornerbacks

1998 Detroit Lions Superlatives

RUSHING

Attempts

27, Barry Sanders (Arizona) 11-1

Yards

185, Barry Sanders (Cincinnati) 9-13

Average Per Carry (min. 2)

8.5, Charlie Batch (at Jacksonville) 12-6

Longest Run from Scrimmage

73t, Barry Sanders (Green Bay) 10-15

Longest TD Run from Scrimmage

73t, Barry Sanders (Green Bay) 10-15

Most Touchdowns

3, Barry Sanders (Cincinnati) 9-13

RECEIVING

Receptions

10, Herman Moore (at Baltimore) 12-27

Yards

148, Herman Moore (Pittsburgh) 11-26

Average Per Catch (min. 2)

69.0, Johnnie Morton (at Chicago) 10-4

Longest Reception

98t, Johnnie Morton (at Chicago) 10-4

Longest Reception for TD

98t, Johnnie Morton (at Chicago) 10-4

Most Touchdowns

1, several times; Last by Cory Schlesinger (at Baltimore) 12-27

PASSING

Attempts

43, Scott Mitchell (at Green Bay) 9-6

Completions

23, Scott Mitchell (at Green Bay) 9-6

Completion Percentage

84.2, Charlie Batch (Green Bay) 10-15

Yards

268, Charlie Batch (at Chicago) 10-4

Longest Pass

98t, Batch to Morton (at Chicago) 10-4

Longest Pass for TD

98t, Batch to Morton (at Chicago) 10-4

Most Touchdowns

2, several times; Last by Frank Reich (at San Francisco) 12-14

RETURNS

Punt Return Attempts

8, Terry Fair (at Philadelphia) 11-8

Punt Return Yards

44, Terry Fair (Arizona) 11-1

Punt Return Average (min. 2)

11.5, Terry Fair (at Green Bay) 9-6

Longest Punt Return

23, Terry Fair (at Green Bay) 9-6

Kick Return Attempts

6, Terry Fair (at Green Bay) 9-6

Kick Return Yards

244, Terry Fair (at Green Bay) 9-6

Kick Return Average (min. 2)

68.0, Terry Fair (Tampa Bay) 9-28

Longest Kickoff Return

105t, Terry Fair (Tampa Bay) 9-28

Interception Returns

2, Mark Carrier (Green Bay) 10-15

Longest Interception Return

34t, Bryant Westbrook (Tampa Bay) 9-28

Fumble Returns

1, Stephen Boyd (at Chicago) 10-4

Longest Fumble Return

1, Stephen Boyd (at Chicago) 10-4

KICKING GAME

Most Punts

8, John Jett (Minnesota) 10-25

Yards

376, John Jett (at Philadelphia) 11-8

Highest Average (min. 2)

55.0, John Jett (Chicago) 10-15

Longest Punt

60, John Jett (Chicago) 10-15

SCORING

Most Points in a Game

18, twice; Barry Sanders (Cincinnati) 9-13,
Tommy Vardell (Chicago) 11-15

Most Field Goals

4, Jason Hanson (Pittsburgh) 11-26

Longest Field Goal

51, Jason Hanson (Pittsburgh) 11-26

TACKLES

Most Tackles

17, Stephen Boyd (at Chicago) 10-4

Most Sacks

2.5, twice; Tracy Scroggins (Minnesota) 10-25,
Robert Porcher (Atlanta) 12-20

Most Sack Yards For Loss

18, Robert Porcher (Green Bay) 10-15

1998 Opponents Superlatives

RUSHING

Attempts

32, Fred Taylor (at Jacksonville) 12-6

Yards

198, Garrison Hearst (at San Francisco) 12-14

Average Per Carry (min. 2)

8.3, Garrison Hearst (at San Francisco) 12-14

Longest Run from Scrimmage

57t, Robert Smith (Minnesota) 10-25

Longest TD Run from Scrimmage

57t, Robert Smith (Minnesota) 10-25

Most Touchdowns

2, twice; Fred Taylor (at Jacksonville) 11-6,
Garrison Hearst (at San Francisco) 12-14

RECEIVING

Receptions

9, Carl Pickens (Cincinnati) 9-13

Yards

130, Darnay Scott (Cincinnati) 9-13

Average Per Catch (min. 2)

27.5, Antonio Freeman (at Green Bay) 9-6

Longest Reception

84t, Antonio Freeman (Green Bay) 10-15

Longest Reception for TD

84t, Antonio Freeman (Green Bay) 10-15

Most Touchdowns

2, several times; Last by Antonio Freeman
(Green Bay) 10-15

PASSING

Attempts

43, Brett Favre (Green Bay) 10-15

Completions

26, Erik Kramer (at Chicago) 10-4

Completion Percentage

70.2, Erik Kramer (at Chicago) 10-4

Yards

303, Neil O'Donnell (Cincinnati) 9-13

Longest Pass

84t, Favre to Freeman (Green Bay) 10-15

Longest Pass for TD

84t, Favre to Freeman (Green Bay) 10-15

Most Touchdowns

2, several times; Last by Jamie Martin
(at Jacksonville) 12-14

RETURNS

Punt Return Attempts

5, twice; Damon Gibson (Cincinnati) 9-13,
David Palmer (Minnesota) 10-25

Punt Return Yards

82, Damon Gibson (Cincinnati) 9-13

Punt Return Average (min. 2)

23.5, Courtney Hawkins (at Tampa Bay) 11-22

Longest Punt Return

65t, Damon Gibson (Cincinnati) 9-13

Kickoff Return Attempts

5, Glyn Milburn (Chicago) 10-15

Return Yards

163, Roell Preston (at Green Bay) 9-6

Kickoff Return Average (min. 2)

40.7, Roell Preston (at Green Bay) 9-6

Longest Kickoff Return

100t, Roell Preston (at Green Bay) 9-6

Interceptions

1, several times; Last by Eugene Robinson (Atlanta)
12-20

Longest Interception Return

79t, Jimmy Hitchcock (Minnesota) 10-25

Fumble Returns

1, several times; Last by Pat Terrell (Green Bay) 10-15

Longest Fumble Return

34t, Leroy Butler (at Green Bay) 9-6

KICKING GAME

Most Punts

10, twice; Tommy Barnhardt (Tampa Bay) 9-28;
Tommy Hutton (at Philadelphia) 11-8

Yards

428, Tommy Barnhardt (at Philadelphia) 11-8

Highest Average

49.0, Mitch Berger (Minnesota) 10-25

Longest Punt

62, Sean Landetta (at Green Bay) 9-6

SCORING

Most Points in a Game

17, Gary Anderson (at Minnesota) 9-20

Most Field Goals

5, Gary Anderson (at Minnesota) 9-20

Longest Field Goal

53, Joe Nedney (Arizona) 11-1

TACKLES

Most Tackles

11, Bernardo Harris (Green Bay) 10-15

Most Sacks

3, Jim Flanigan (at Chicago) 10-4

Most Sack Yards for Losses

21, Jim Flanigan (at Chicago) 10-4

1998 Lions Participation Chart

	at GB 9/6	CIN 9/13	at Min 9/20	TB 9/28	at Chi 10/4	GB 10/15	MIN 10/25	ARIZ 11/1	at Phil 11/8	CHI 11/15	at TB 11/22	PIT 11/26	at Jax 12/6	at SF 12/14	ATL 12/20	at Balt 12/27	Games Played/Started
Abrams	S	S	S	S	S	S	S	P	P	P	P	P	S	P	S	S	16/7
Aldridge	S	S	P	S	P	P	S	P	S	S	S	S	S	S	S	S	16/15
Bailey	P	P	P	P	P	P	P	P	P	P	P	P	P	P	P	P	16/0
Batch	DNP	DNP	S	S	S	S	S	S	S	S	S	S	S	S	S	S	12/12
Eeverly	P	P	P	P	P	P	P	P	P	P	P	P	P	P	P	P	16/0
Blaise	PS	PS	PS	PS	PS	PS	PS	PS	PS	PS	PS	PS	PS	PS	PS	PS	0/0
S. Boyd	S	S	S	S	S	S	S	S	S	S	S	S	S	S	S	S	13/13
T. Boyd	P	P	P	P	P	P	P	P	P	P	P	P	P	P	P	P	8/0
Campbell	I	I	I	I	I	I	I	I	I	I	I	I	I	I	I	I	12/0
Carrier	S	S	S	S	RE	S	S	S	S	S	S	S	S	S	S	S	13/13
Chalenski	I	I	I	I	I	I	I	I	I	I	I	I	I	I	I	I	10/0
Chryplewicz	P	S	P	P	P	P	P	P	P	P	P	P	P	P	P	P	16/2
Compton	S	S	P	S	P	P	S	S	S	S	S	S	S	S	S	S	16/16
Crowell	P	P	P	S	P	P	P	P	P	P	P	P	P	P	P	P	14/2
Davis	IR	IR	IR	IR	IR	IR	IR	IR	IR	IR	IR	IR	IR	IR	IR	IR	0/0
Dittoe	N	N	N	N	N	N	N	N	N	N	N	N	N	N	N	N	0/0
Elliss	S	S	S	S	S	S	S	S	S	S	S	S	S	S	S	S	16/16
Fair	P	P	P	P	P	P	P	P	P	P	P	P	P	P	P	P	14/10
Fredrickson	S	S	P	P	I	S	S	S	S	S	S	S	S	S	S	S	16/16
Hanson	P	P	P	P	P	P	P	P	P	P	P	P	P	P	P	P	16/0
Harrison	I	I	N	N	N	N	N	N	N	N	N	N	N	N	N	N	0/0
Harrington	S	S	S	S	S	S	S	S	S	S	S	S	S	S	S	S	13/13
Harrings	S	IR	IR	IR	IR	IR	IR	IR	IR	IR	IR	IR	IR	IR	IR	IR	0/0
Hempstead	IR	IR	IR	IR	IR	IR	IR	IR	IR	IR	IR	IR	IR	IR	IR	IR	0/0
Hickman	P	DNP	DNP	P	P	I	I	I	I	I	I	I	I	I	I	I	3/0
Holland	N	N	N	N	N	N	N	N	N	N	N	N	N	N	N	N	10/4
Jamison	P	P	P	P	P	P	P	P	P	P	P	P	P	P	P	P	14/0
Jeffries	P	P	P	P	P	P	P	P	DNP	P	P	P	P	P	P	P	15/3
Jett	P	P	P	P	P	P	P	P	P	P	P	P	P	P	P	P	14/0
Johnson	I	I	I	I	I	I	I	I	P	I	I	I	I	I	I	I	3/0
Jordan	P	P	P	P	P	P	P	P	P	P	P	P	P	P	P	P	16/3
Kidd	N	N	N	N	N	N	N	N	N	N	N	N	N	N	N	N	2/0
Kirschke	I	I	I	IR	IR	IR	IR	IR	IR	IR	IR	IR	IR	IR	IR	IR	0/0
Kowalkowski	I	P	P	P	P	P	P	P	P	P	P	P	P	P	P	P	15/0

S-Started / P-Played / DNP-did not play / IR-injured reserve / N-not with team / I-inactive / NF1-non-football illness
 PUP-physically unable to perform / RE-NFL roster exemption / DNR-Reserve, did not report / PS-Practice Squad

	at GB	CIN	at Min	TB	at Chi	GB	MIN	ARIZ	at Phil	CHI	at TB	PIT	at Jax	at SF	ATL	at Balt	Games Played/Started
	9/6	9/13	9/20	9/28	10/4	10/15	10/25	11/1	11/8	11/15	11/22	11/26	12/6	12/14	12/20	12/27	
McPhail	I	S	I	I	P	I	I	I	I	P	I	I	I	I	I	P	3/0
Mitchell	S	S	I	S	I	I	I	S	I	I	I	I	I	S	DNP	DNP	2/2
Moore	S	S	I	S	S	S	S	S	S	S	I	S	S	S	S	S	15/15
Morton	S	S	P	S	S	S	S	S	S	S	S	S	S	S	S	S	16/16
O'Neill	P	P	P	P	P	P	P	I	I	I	P	I	P	P	P	P	11/0
Olivo	N	N	N	P	I	I	I	I	I	I	I	I	I	PS	PS	PS	1/0
Owens	S	S	S	S	S	S	S	S	S	S	S	IR	IR	IR	IR	IR	11/11
Porcher	S	S	S	S	S	S	S	S	S	S	S	S	S	S	S	S	16/16
Pyne	S	S	S	S	S	S	S	P	P	S	S	S	S	S	S	S	16/16
Ramirez	P	P	P	P	P	P	P	P	P	S	S	S	S	S	S	S	16/16
Rasby	S	S	P	P	S	P	PS	PS	PS	PS	PS	PS	PS	PS	PS	PS	16/16
Reece	PS	PS	P	P	I	DNP	DNP	PS	DNP	DNP	DNP	PS	PS	PS	PS	PS	3/0
Reich	I	I	S	P	DNP	DNP	DNP	P	DNP	DNP	DNP	P	DNP	P	S	S	6/2
Rice	S	S	S	S	S	S	S	S	S	S	S	S	S	S	S	S	16/16
Rivers	P	P	P	P	P	P	P	P	P	P	P	P	P	P	P	I	15/0
Roberts	S	S	S	S	S	S	S	S	S	S	S	S	S	S	S	S	16/16
Roque	IR	IR	IR	IR	IR	IR	IR	IR	IR	IR	IR	IR	IR	IR	IR	IR	0/0
Russell	IR	IR	IR	IR	IR	IR	IR	IR	IR	IR	IR	IR	IR	IR	IR	IR	0/0
Sasa	N	N	N	N	N	N	N	N	N	N	N	N	N	N	P	P	2/0
Sanders	S	S	S	S	S	S	P	P	S	S	S	S	S	S	S	S	16/16
Schlesinger	P	P	S	I	S	P	P	P	P	P	P	S	S	S	S	S	15/2
Scroggins	P	P	I	P	S	P	P	P	I	I	I	I	P	P	P	P	11/3
Simple	P	P	P	P	P	P	S	P	S	P	P	P	P	P	P	P	16/3
Sloan	PUP	PUP	PUP	PUP	PUP	PUP	S	P	P	P	P	P	P	P	P	P	10/2
Spindler	P	P	P	P	P	P	P	P	P	P	P	P	P	P	P	P	15/1
Stablin	DNP	I	I	I	DNP	P	P	P	P	P	P	P	P	P	P	P	10/0
Stewart	P	P	P	P	P	P	P	P	P	P	P	P	P	P	P	P	16/0
Slocz	IR	IR	IR	IR	IR	IR	IR	IR	IR	IR	IR	IR	IR	IR	IR	IR	0/0
Supernaw	PS	PS	PS	PS	PS	PS	PS	PS	PS	PS	PS	PS	PS	PS	PS	PS	0/0
Taylor	PS	PS	PS	PS	PS	I	PS	PS	PS	PS	PS	PS	PS	PS	PS	PS	1/0
Tharpe	S	S	S	S	S	S	S	S	S	P	P	P	P	P	P	P	16/9
C. Thomas	PS	PS	PS	PS	PS	PS	PS	PS	PS	PS	PS	PS	PS	PS	PS	PS	1/0
M. Thomas	P	P	P	I	P	N	N	N	N	N	N	N	N	N	N	N	4/0
Vardell	S	S	S	S	S	S	P	S	S	S	S	S	S	S	S	S	14/9
Waldroup	S	S	S	S	S	S	S	S	S	S	S	S	S	S	S	S	13/13
Westbrook	S	S	S	S	S	S	S	S	S	S	S	S	S	S	S	S	16/16

S-Started / P-Played / DNP-did not play / IR-injured reserve / N-not with team / I-inactive / NFJ-non-football illness
 PUP-physically unable to perform / RE-NFL roster exemption / DNR-Reserve, did not report / PS-Practice Squad

PACKERS 38, LIONS 19
AT GREEN BAY, SEPTEMBER 6, 1998
ATTENDANCE: 60,102

	1st	2nd	3rd	4th	Final
LIONS	3	3	13	0	19
PACKERS	10	7	7	14	38

- PACKERS** Longwell FG 32
- PACKERS** Butler 32 fumble return (Longwell kick)
- LIONS** Hanson FG 47
- PACKERS** Levens 4 run (Longwell kick)
- LIONS** Hanson FG 43
- LIONS** Moore 25 pass from Mitchell (pass failed)
- PACKERS** Freeman 6 pass from Favre (Longwell kick)
- LIONS** Fair 101 kickoff return (Hanson kick)
- PACKERS** Preston 100 kickoff return (Longwell kick)
- PACKERS** Freeman 84 pass from Favre (Longwell kick)

	LIONS	PACKERS
First Downs	20	21
Total Net Yards	321	342
Net Yards Rushing	85	75
Net Yards Passing	236	267
(Att/Comp/Int)	43-23-1	32-24-0
Punts-Average	3-47.3	4-46
Fumbles-Lost	1-1	1-0
Sacks-Yards	2-10	2-12
Penalties-Yards	6-60	6-30
Time of Possession	26:02	33:58

RUSHING: LIONS- Sanders 17-70; Mitchell 4-10; Rivers 1-5. **PACKERS**- Levens 25-59, 1 TD; Henderson 3-8; Jervey 2-8.
PASSING: LIONS- Mitchell 23-43, 248 yards, 1 TD, 1 INT.
PACKERS- Favre 24-32, 277 yards, 2 TD's.
RECEIVING: LIONS- Moore 9-100, 1 TD; Morton 9-96; Crowell 2-18; Vardell 1-21; T. Boyd 1-7; Rasby 1-6.
PACKERS- Levens 7-38; Freeman 4-110, 2 TD's; Chmura 4-51; Mayes 4-38; Schroeder 2-17; Thomason 1-13; Brooks 1-11; Henderson 1-(-1).

SUMMARY: Detroit lost a 38-19 decision to the Green Bay Packers in the 1998 season opener. Green Bay jumped to a 10-0 first quarter lead and never trailed. Two Jason Hanson field goals were then sandwiched around a second quarter four-yard Dorsey Levens TD plunge, leaving the Packers with a 17-6 halftime lead. Herman Moore began the second half scoring by reeling in a 25-yard touchdown pass (two-point pass failed) from Scott Mitchell, but the Packers then mounted a marathon 18-play, 85-yard TD drive to increase their lead to 24-12. The Lions were momentarily energized by a 101-yard kickoff return for touchdown by Terry Fair (first such Lions' return since Johnnie Morton on December 25, 1994), but on the ensuing kickoff, Green Bay's Roell Preston answered Fair's heroics by racing 100 yards to bring the Packers' lead to 31-19. The sequence marked only the fourth time in NFL history that two consecutive kickoffs had been returned for touchdown (first occasion since 1987). The second of Freeman's TD grabs on the day, an 84-yard bomb leading up to the two-minute warning in the fourth quarter, capped the day's scoring. In the game, Barry Sanders had both his NFL records for consecutive 100-yard games (14) and 100-yard road outlings (10) snapped.

BENGALS 34, LIONS 28 (OT)
AT PONTIAC, SEPTEMBER 13, 1998
ATTENDANCE: 66,354

	1st	2nd	3rd	4th	OT	Final
BENGALS	7	7	7	7	6	34
LIONS	7	7	7	7	0	28

- BENGALS** Scott 70 pass from O'Donnell (Pelfrey kick)
- LIONS** Vardell 1 run (Hanson kick)
- BENGALS** Scott 36 pass from O'Donnell
- LIONS** Sanders 2 run (Hanson kick)
- LIONS** Sanders 67 run (Hanson kick)
- BENGALS** Dillon 18 run (Pelfrey kick)
- BENGALS** Gibson 65 punt return (Pelfrey kick)
- LIONS** Sanders 5 run (Hanson kick)
- BENGALS** Sawyer 53 INT return

	BENGALS	LIONS
First Downs	18	22
Total Net Yards	384	412
Net Yards Rushing	100	224
Net Yards Passing	284	188
(Att/Comp/Int)	36-25-0	31-15-2
Punts-Average	7-48.1	7-46.6
Fumbles-Lost	0-0	0-0
Sacks-Yards	2-16	3-19
Penalties-Yards	5-40	10-83
Time of Possession	28:57	33:09

RUSHING: LIONS- Sanders 26-185, 3 TD's; Mitchell 3-20; Morton 1-11; Vardell 4-8, 1 TD. **BENGALS**- Dillon 17-77, 1 TD; O'Donnell 2-15; Scott 1-8; Bienenmy 1-0.
PASSING: LIONS- Mitchell 15-31, 204 yards, 2 INT's.
BENGALS- O'Donnell 25-36, 303 yards, 2 TD's.
RECEIVING: LIONS- Moore 7-86; Morton 5-50; Sanders 1-44; Crowell 1-12; Vardell 1-12. **BENGALS**- Pickens 9-75; Scott 5-130, 2 TD's; Bienenmy 5-17; McGee 2-53; Hundon 1-15; Bush 1-8; Gibson 1-6; Dillon 1-(-1).

SUMMARY - The Lions fell to 0-2 on the year in heart-wrenching fashion as Cincinnati CB Corey Sawyer returned an interception 58 yards for a touchdown 2:06 into overtime to give the Bengals a 34-28 win. The loss marked only the second time in the last eight years that Detroit had lost its home opener. The Lions had dodged a bullet moments prior to the game-winning interception when Marc Spindler blocked Doug Pelfrey's 48-yard field goal effort on the last play of regulation. Both teams scored a touchdown in each quarter, with the Lions tying the score last, as Barry Sanders recorded his third TD run of the day with 1:52 remaining to knot the score at 28-28. Two Neil O'Donnell-to-Darnay Scott touchdown passes were sandwiched around a Tommy Vardell one-yard TD plunge to initially give Cincinnati a 14-7 lead early in the second quarter. Sanders, however, gave Detroit a 21-14 lead early in the third quarter with scoring runs of two and 67 yards -- the latter was his NFL record 14th career scoring run of more than 50 yards. After each team punted, Bengals' RB Corey Dillon rambled 18 yards for a score to tie the affair at 21-21, and on the second play of the fourth quarter, Cincinnati rookie WR Damon Gibson returned a punt 65 yards for a touchdown, giving the Bengals a 28-21 advantage.

VIKINGS 29, LIONS 6
AT MINNESOTA, SEPTEMBER 20, 1998
ATTENDANCE: 63,107

LIONS 27, BUCCANEERS 6
AT PONTIAC, SEPTEMBER 28, 1998
ATTENDANCE: 74,724

	1st	2nd	3rd	4th	Final
LIONS	3	3	0	0	6
VIKINGS	0	6	13	10	29

	1st	2nd	3rd	4th	Final
BUCCANEERS	0	3	0	3	6
LIONS	0	6	14	7	27

LIONS Hanson FG 37
LIONS Hanson FG 49
VIKINGS Anderson FG 27
VIKINGS Anderson FG 28
VIKINGS Moss 5 pass from Cunningham (Anderson kick)
VIKINGS Anderson FG 42
VIKINGS Anderson FG 29
VIKINGS Hoard 11 run (Anderson kick)
VIKINGS Anderson FG 34

LIONS Hanson FG 27
LIONS Hanson FG 25
BUCS Husted FG 43
LIONS Westbrook 34 INT return (Hanson kick)
LIONS Batch 1 run (Hanson kick)
BUCS Husted FG 47
LIONS Fair 105 kickoff return (Hanson kick)

	LIONS	VIKINGS
First Downs	19	17
Total Net Yards	279	287
Net Yards Rushing	137	76
Net Yards Passing (Att/Comp/Int)	142 40-20-2	211 35-20-0
Punts-Average	4-43	4-47
Fumbles-Lost	2-2	2-0
Sacks-Yards	2-9	5-18
Penalties-Yards	9-69	5-45
Time of Possession	34:15	25:45

	BUCS	LIONS
First Downs	6	17
Total Net Yards	133	280
Net Yards Rushing	55	156
Net Yards Passing (Att/Comp/Int)	78 32-12-2	124 25-15-0
Punts-Average	10-38.6	6-33.8
Fumbles-Lost	1-0	1-1
Sacks-Yards	1-7	4-42
Penalties-Yards	11-58	4-20
Time of Possession	21:51	38:09

RUSHING: LIONS- Sanders 22-69; Batch 8-63; Rivers 1-5. **VIKINGS-** Smith 15-39; Hoard 5-16, 1 TD; Palmer 1-15, Cunningham 3-6.

PASSING: LIONS- Batch 20-40, 160 yards, 2 INT's.

VIKINGS- Cunningham 20-35, 220 yards, 1 TD.

RECEIVING: LIONS- Moore 9-66; Morton 5-57; Sanders 5-29; Chryplewicz 1-8. **VIKINGS-** Moss 5-37, 1 TD; Glover 3-50; Reed 3-44; Carter 3-27; DeLong 2-28; Smith 2-10; Palmer 1-18; Hoard 1-6.

RUSHING: LIONS- Sanders 27-131; Batch 8-39, 1 TD; Rivers 4-(-11); Reich 2-(-3). **BUCS-** Dunn 8-30; Diller 4-16; Alstott 5-9.

PASSING: LIONS- Batch 14-23, 115 yards; Reich 1-1, 16 yards; Jett 0-1. **BUCS-** Diller 12-30, 120 yards, 1 INT.

RECEIVING: LIONS- Moore 7-64; Sanders 4-23; Morton 3-36; Crowell 1-8. **BUCS-** Anthony 4-38; Dunn 3-35; Williams 2-18; Thomas 1-13; Hunter 1-9; Moore 1-7.

SUMMARY - Detroit dropped to 0-3 on the year with a 29-6 road loss at the hands of the Minnesota Vikings. After the Lions pulled out to a 6-0 lead early in the second quarter, Minnesota scored 29 unanswered points. Lions' rookie QB Charlie Batch, making his first NFL start, marched Detroit to field goals on their first two possessions for the 6-0 lead. Two of Gary Anderson's five field goals on the day then tied the game at 6-6 at halftime, with Minnesota scoring 23 points in the second half to pull away for the win. The Vikings took advantage of outstanding field position in the second half, needing to total only 99 total yards of offense in their five scoring drives. Minnesota capitalized on a 44-yard David Palmer punt return to begin their initial drive of the half at Detroit's 22-yard line. Three plays later, Randall Cunningham hit rookie WR Randy Moss on a five-yard TD strike to give the Vikings a 13-6 lead. Two additional Anderson field goals gave Minnesota a 19-6 lead after three quarters, and an 11-yard TD romp by Leroy Hoard early in the fourth quarter and another Anderson field goal ended the Vikings' scoring run. Batch faced relentless pressure from the Vikings throughout the day and was sacked five times, with one of the sacks causing a fumble, which led to Hoard's TD run on the next play from scrimmage.

SUMMARY - The Lions cruised to its first win of the season in impressive fashion, as the offense, defense and special teams each scored a touchdown, and the Lions' defense held Tampa Bay to six first downs and 133 total yards before a sold-out Silverdome crowd and a Monday night national television audience. The 133 yards yielded were the least by a Lions' opponent since Cincinnati mustered only 95 yards in total offense on November 22, 1992. After a scoreless first quarter, Lions' rookie QB Charlie Batch led Detroit to two second quarter field goals. A 43-yard Michael Husted field goal trimmed the Lions' halftime lead to 6-3, but 21 Detroit points in the second half preserved the 27-6 triumph. The defense set the tone immediately after intermission as Bryant Westbrook scored his second career interception for touchdown (34 yards). Moments later, Batch scored his first career touchdown, a one-yard sneak on fourth-and-goal to increase the Lions' advantage to 20-3 midway through the third quarter. Husted added a 47-yard field goal to cut the lead to 20-6, only to have the ensuing kickoff returned a team-record 105 yards for a touchdown by rookie Terry Fair, his second kickoff return score of the year. Barry Sanders chipped in with 131 yards in 27 carries to record the 70th 100-yard outing of his career, and the Lions' defense sacked Bucs' QB Trent Diller four times and held Tampa Bay to 48 yards of offense in the second half.

BEARS 31, LIONS 27
AT CHICAGO, OCTOBER 5, 1998
ATTENDANCE: 55,562

	1st	2nd	3rd	4th	Final
LIONS	10	0	17	0	27
BEARS	0	10	0	21	31

LIONS	Hanson FG 28
LIONS	Morton 98 pass from Batch (Hanson kick)
BEARS	Robinson 20 pass from Kramer (Jaeger kick)
BEARS	Jaeger FG 23
LIONS	Chryplewicz 3 pass from Batch (Hanson kick)
LIONS	Vardell 1 run (Hanson kick)
LIONS	Hanson FG 43
BEARS	Penn 18 pass from Kramer (Jaeger kick)
BEARS	Bownes 6 pass from Kramer (Jaeger kick)
BEARS	Kramer 1 run (Jaeger kick)

	LIONS	BEARS
First Downs	15	23
Total Net Yards	340	405
Net Yards Rushing	94	125
Net Yards Passing	246	280
(Att/Comp/Int)	31-16-0	38-27-0
Punts-Average	8-41.3	4-44.3
Fumbles-Lost	0-0	5-5
Sacks-Yards	2-13	4-22
Penalties-Yards	7-44	2-15
Time of Possession	24:11	35:49

RUSHING: LIONS- Batch 8-58; Sanders 14-28; Schlesinger 1-5; Rivers 1-2; Vardell 2-1, 1 TD. **BEARS-** Bennett 21-88, Enis 8-18; Chancey 2-13; Kramer 5-3, 1 TD; Milburn 1-3.

PASSING: LIONS- Batch 16-31, 268 yards, 2 TD's.

BEARS- Kramer 26-37, 275 yards, 2 TD's; Bennett 1-1, 18 yards, 1 TD.

RECEIVING: LIONS- Rasby 5-39; Moore 4-49; Morton 2-138, 1 TD; Crowell 2-22; Sanders 2-17; Chryplewicz 1-3, 1 TD. **BEARS-** Penn 6-106, 1 TD; Engram 4-44; Wetnight 4-5; Bennett 3-32; Chancey 3-32; Robinson 2-33, 1 TD; Mayes 2-27; Bownes 2-13, 1 TD; Hallock 1-1.

SUMMARY: Chicago's stunning 21-point fourth quarter barrage paved the way for a 31-27 Bears' win over Detroit at Soldier Field. The Lions began the scoring by taking advantage of the first of five Bears' fumbles on the day, with Jason Hanson kicking a 28-yard field goal. Detroit's lead swelled to 10-0 after QB Charlie Batch threw the first touchdown pass of his career — a 98-yard bomb to Johnnie Morton late in the first quarter. Chicago answered that historic play, however, with Erik Kramer hitting Marcus Robinson from 20 yards, and adding a 23-yard Jeff Jaeger field goal to gain a 10-10 halftime deadlock. Detroit's 17-point scoring run came on a three-yard Batch-to-Pete Chryplewicz play-action toss, a one-yard Tommy Vardell scoring plunge and a 43-yard field goal by Hanson. Chicago mounted three consecutive fourth quarter touchdown drives to turn the Lions' 27-10 lead into a 31-27 deficit. Edgar Bennett found Chris Penn from 18 yards out on a halfback-option pass and Kramer threw six yards to Fabian Bownes and snuck in from one yard out. Detroit's last chance came on an incomplete fourth-down pass play from Batch-to-Herman Moore with 41 seconds remaining.

LIONS 27, PACKERS 20
AT PONTIAC, OCTOBER 15, 1998
ATTENDANCE: 77,932

	1st	2nd	3rd	4th	Final
PACKERS	10	0	3	7	20
LIONS	0	10	0	17	27

PACKERS	Freeman 67 pass from Favre (Longwell kick)
PACKERS	Longwell FG 28
LIONS	Hanson FG 25
LIONS	Chryplewicz 3 pass from Batch (Hanson kick)
PACKERS	Longwell FG 40
LIONS	Crowell 68 pass from Batch (Hanson kick)
LIONS	Sanders 73 run (Hanson kick)
LIONS	Hanson FG 36
PACKERS	Freeman 14 pass from Favre (Longwell kick)

	PACKERS	LIONS
First Downs	23	17
Total Net Yards	368	385
Net Yards Rushing	93	186
Net Yards Passing	275	199
(Att/Comp/Int)	43-22-3	19-16-0
Punts-Average	5-38.2	5-38
Fumbles-Lost	2-0	1-1
Sacks-Yards	3-19	2-25
Penalties-Yards	4-45	10-97
Time of Possession	28:54	31:06

RUSHING: LIONS- Sanders 25-155, 1 TD; Batch 3-17; Rivers 2-11; Schlesinger 1-2; Vardell 1-1. **PACKERS-** Jervey 19-69; Favre 1-18; Harris 1-6.

PASSING: LIONS- Batch 16-19, 218 yards, 2 TD's.

PACKERS- Favre 22-43, 300 yards, 2 TD's, 3 INT's.

RECEIVING: LIONS- Morton 5-45; Crowell 3-81, 1 TD; Moore 3-25; Sanders 2-27; Chryplewicz 2-9, 1 TD; Vardell 1-31. **PACKERS-** Freeman 6-126, 2 TD's; Schroeder 6-97; Henderson 4-26; Chmura 2-28; Jervey 2-1; Brooks 1-14; Thomason 1-8.

SUMMARY - Faced with a 10-0 first quarter deficit, the Lions roared back for a 27-20 win over the two-time defending NFC champion Green Bay Packers before a sold-out Silverdome and national television audience. On the Packers' first two possessions, Brett Favre hit Antonio Freeman on a 67-yard scoring connection and Ryan Longwell booted a 28-yard field goal, but Detroit recorded five of the game's next six scores to forge a 27-13 lead late in the game. The Lions' scoring began with a 25-yard Jason Hanson field goal, and moments later TE Pete Chryplewicz caught a three-yard play-action TD toss from Charlie Batch on fourth-and-one to pull Detroit even at 10-10 at halftime. The latter play was set up by Mark Carrier's first of two interceptions in the contest. Green Bay took a short-lived 13-10 lead when Longwell made a 40-yard field goal early in the second half, but the Lions reeled off 17 straight points to begin the fourth quarter. A brilliant 68-yard, one-handed touchdown grab by Germane Crowell (first career score) gave the Lions a 17-13 lead, with Barry Sanders' 73-yard TD gallop and a 36-yard Hanson field goal with 2:08 remaining resulting in the 27-13 lead. In his fourth NFL start, Batch became the youngest quarterback in the league to complete 11 consecutive passes since 1992, and his 84.2 percent completion rate marked the highest single-game output for a rookie since 1960.

VIKINGS 34, LIONS 13
AT PONTIAC, OCTOBER 25, 1998
ATTENDANCE: 77,885

CARDINALS 17, LIONS 15
AT PONTIAC, OCTOBER 25, 1998
ATTENDANCE: 66,087

	1st	2nd	3rd	4th	Final
VIKINGS	0	10	17	7	34
LIONS	3	10	0	0	13

	1st	2nd	3rd	4th	Final
CARDINALS	0	7	7	3	17
LIONS	0	6	3	6	15

LIONS Hanson FG 47
VIKINGS Reed 11 pass from Cunningham (Anderson kick)
LIONS Morton 1 pass from Batch (Hanson kick)
VIKINGS Anderson FG 35
LIONS Hanson FG 48
VIKINGS Anderson FG 44
VIKINGS Carter 10 pass from Cunningham (Anderson kick)
VIKINGS Smith 57 run (Anderson kick)
VIKINGS Hitchcock 79 INT return (Anderson kick)

LIONS Hanson FG 28
CARDS F. Sanders 16 pass from Plummer (Nedney kick)
LIONS Hanson FG 47
LIONS Hanson FG 44
CARDS R. Moore 36 pass from Plummer (Nedney kick)
LIONS Vardell 1 run (two-point run failed)
CARDS Nedney FG 53

	VIKINGS	LIONS
First Downs	23	17
Total Net Yards	329	351
Net Yards Rushing	157	137
Net Yards Passing	172	214
(Att/Comp/Int)	30-17-2	37-20-1
Punts-Average	2-49	8-45
Fumbles-Lost	1-1	0-0
Sacks-Yards	4-17	4-20
Penalties-Yards	7-55	14-169
Time of Possession	27:00	33:00

	CARDINALS	LIONS
First Downs	11	18
Total Net Yards	209	280
Net Yards Rushing	37	113
Net Yards Passing	172	167
(Att/Comp/Int)	25-15-1	32-20-3
Punts-Average	7-40.7	3-50
Fumbles-Lost	3-1	5-3
Sacks-Yards	5-23	4-26
Penalties-Yards	7-69	4-20
Time of Possession	27:10	32:50

RUSHING: LIONS- Sanders 24-127; Batch 2-8; Rivers 1-2; Vardell 1-0. **VIKINGS-** Smith 19-134, 1 TD; Hoard 6-23; Cunningham 1-4; Fiedler 1-(-2); Palmer 1-(-2).
PASSING: LIONS- Batch 20-37, 231 yards, 1 TD, 1 INT. **VIKINGS-** Cunningham 17-30, 190 yards, 2 TD's, 2 INT's.
RECEIVING: LIONS- Morton 7-89, 1 TD; Sanders 6-51; Moore 4-42; Sloan 2-40; Vardell 1-9. **VIKINGS-** Carter 5-73, 1 TD; Palmer 4-50; Reed 4-38, 1 TD; Moss 2-14; Glover 1-11; Hoard 1-4.

RUSHING: LIONS- Sanders 27-107; Batch 1-5; Vardell 1-1, 1 TD. **CARDINALS-** Bates 14-32; Pittman 4-5; Centers 2-3; Plummer 5-(-3).
PASSING: LIONS- Batch 10-17, 71 yards, 3 INT's; Reich 10-15, 119 yards. **CARDINALS-** Plummer 15-25, 198 yards, 2 TD's, 1 INT.
RECEIVING: LIONS- Morton 7-115; Sanders 6-17; Moore 2-26; Crowell 1-10; Rasby 1-9; Sloan 1-7; Vardell 1-4; Schlesinger 1-2. **CARDINALS-** Moore 5-107, 1 TD; Centers 3-26; Metcalf 3-11; Sanders 2-21, 1 TD; McWilliams 1-19; Bates 1-14.

SUMMARY - It was a tale of two halves as the undefeated Minnesota Vikings turned a 13-10 halftime deficit into a 34-13 victory over the Lions with 24 unanswered second half points. Detroit struck first as Jason Hanson drilled a 47-yard field goal late in the first quarter to give the Lions a 3-0 lead. Minnesota answered on their next drive, however, as Randall Cunningham hit Jake Reed with an 11-yard scoring toss to give the Vikings a short-lived 7-3 advantage. Charlie Batch then tossed a one-yard TD fade to Johnnie Morton in the corner of the endzone for a 10-7 lead. A 35-yard Gary Anderson field goal for the Vikings tied the contest at 10-10, but the Lions took a 13-10 halftime lead after Hanson made a 48-yard field goal as time expired. The Vikings' second half scoring onslaught began with Anderson's second field goal of the day (44 yards), which tied the contest at 13-13 midway through the third quarter. The Vikings took a 20-13 lead after Cunningham connected with Cris Carter from 10 yards out, and that lead extended to 27-13 when Robert Smith scooted 57 yards for a touchdown. Minnesota scored last after Jimmy Hitchcock returned a Batch offering (first INT in 107 attempts) 79 yards for a TD to make the final score 34-13.

SUMMARY - Six turnovers (three fumbles and three interceptions) were too much for the Lions to overcome as they dropped a 17-15 decision to the Arizona Cardinals. The outcome overshadowed an outstanding effort by the Detroit defense, who held the Cardinals to 209 yards in total offense, forced two turnovers of their own and blocked a field goal. After a scoreless first quarter, the Lions took a 3-0 lead early in the second quarter on the first of Jason Hanson's three field goals. The score was set up by a Bryant Westbrook interception, which gave the Lions the ball at the Arizona 17-yard line. Jake Plummer hit Frank Sanders from 16 yards out to give Arizona a 7-3 lead. Detroit answered on the next possession with another Hanson field goal to cut the Cardinals' lead to 7-6 at halftime. The Lions re-claimed a 9-7 lead on their first possession of the second half following Hanson's third field goal, but Arizona see-sawed back into a 14-9 advantage after Plummer hit Rob Moore on a 36-yard scoring strike. Tommy Vardell then thrust Detroit to a 15-14 cushion (run failed) with a one-yard TD plunge early in the fourth quarter. That lead was erased, however, when Joe Nedney nailed a 53-yard field goal to give the Cardinals a 17-15 lead. Detroit's comeback attempt was foiled two plays later when Frank Reich, who replaced starter Charlie Batch to start the second half, fumbled after a Mark Smith sack.

EAGLES 10, LIONS 9
AT PHILADELPHIA, NOVEMBER 8, 1998
ATTENDANCE: 66,785

	1st	2nd	3rd	4th	Final
LIONS	0	3	3	3	9
EAGLES	0	7	0	3	10

EAGLES	Garner 3 run (Boniol kick)
LIONS	Hanson FG 41
LIONS	Hanson FG 48
LIONS	Hanson FG 35
EAGLES	Boniol FG 39

	LIONS	EAGLES
First Downs	9	16
Total Net Yards	257	289
Net Yards Rushing	146	219
Net Yards Passing	111	70
(Att/Comp/Int)	27-14-0	21-15-0
Punts-Average	8-47	10-42.8
Fumbles-Lost	0-0	2-0
Sacks-Yards	4-24	5-35
Penalties-Yards	8-63	5-39
Time of Possession	25:30	34:30

RUSHING: LIONS- Sanders 20-140; Batch 2-6.

EAGLES- Garner 16-129, 1 TD; Staley 17-89; Fryar 1-2; Hoyer 1- (-1).

PASSING: LIONS- Batch 14-27, 146 yards.

EAGLES- Hoyer 15-21, 97 yards.

RECEIVING: LIONS- Sanders 3-32; Moore 3-23; Sloan 2-43; Morton 2-32; Vardell 2-7; Schlesinger 1-6; Crowell 1-3.

EAGLES- Staley 7-32; Graham 3-27; Fryar 2-16; Garner 2-12; Copeland 1-10.

SUMMARY - A 58-yard field goal attempt by Jason Hanson with :31 remaining in the game fell short, cementing the Eagles' 10-9 win over Detroit at cool, breezy Veterans Stadium in Philadelphia. Both offenses struggled mightily most of the afternoon, resulting in 18 combined punts and only five-of-28 third-down tries converted. A major factor in the outcome was the Eagles' 34:30-to-25:30 advantage in time of possession, which was forged by their 219 yards rushing in 35 attempts. After a scoreless first quarter, Philadelphia took a 7-0 lead on a three-yard Charlie Garner TD plunge. Detroit answered on their next possession with a 41-yard Hanson field goal to trim the Eagles' halftime bulge to 7-3. Detroit's scoring drive was set up by a 61-yard kickoff return by Terry Fair following Philadelphia's first score. Hanson's second field goal midway through the third quarter cut the Eagles' advantage to 7-6, and two possessions later Detroit took its only lead of the day when Hanson nailed a 35-yard field goal with 14:21 remaining in the game. Philadelphia answered, however, with Chris Boniol's 39-yard field goal, to put the Eagles back on top at 10-9. That field goal was almost blocked, as the ball glanced off Marc Spindler's forearm before sailing through the uprights. A silver lining in the disappointing loss for the Lions was Barry Sanders' 140 yards in 20 carries, which placed him over the 1,000-yard mark for an NFL record tenth-straight season.

LIONS 26, BEARS 3
AT PONTIAC, NOVEMBER 15, 1998
ATTENDANCE: 63,152

	1st	2nd	3rd	4th	Final
BEARS	0	3	0	0	3
LIONS	7	10	6	3	26

LIONS	Vardell 12 pass from Batch (Hanson kick)
BEARS	Jaeger FG 31
LIONS	Vardell 3 run (Hanson kick)
LIONS	Hanson FG 24
LIONS	Vardell 1 run (Hanson kick)
LIONS	Hanson FG 25

	BEARS	LIONS
First Downs	14	24
Total Net Yards	252	391
Net Yards Rushing	105	145
Net Yards Passing	147	246
(Att/Comp/Int)	27-14-0	21-16-0
Punts-Average	7-40	2-55
Fumbles-Lost	1-0	2-0
Sacks-Yards	1-7	5-25
Penalties-Yards	5-60	9-66
Time of Possession	24:53	35:07

RUSHING: LIONS- Sanders 24-114; Rivers 4-22; Batch 4-5; Vardell 2-4, 2 TD's. **BEARS-** Bennett 18-73; Conway 1-29; Chancey 1-4; Stenstrom 1-(-1).

PASSING: LIONS- Batch 16-21, 253 yards, 1 TD.

BEARS- Stenstrom 13-25, 159 yards; Moreno 1-2, 13 yards.

RECEIVING: LIONS- Morton 5-109; Crowell 3-57; Sloan 2-28; Stablein 2-21; Rasby 1-17; Vardell 1-12, 1 TD; Sanders 1-6; Moore 1-3. **BEARS-** Engram 4-74; Hallock 4-27; Conway 2-25; Bennett 2-14; Penn 1-18; Mayes 1-14.

SUMMARY - Tommy Vardell's second career three-touchdown outing (two rushing, one receiving) and a sterling effort by Charlie Batch highlighted a 26-3 nationally televised win over Chicago. The win broke a three-game Detroit losing streak and also featured Barry Sanders' fifth straight 100-yard outing and five Lions' quarterback sacks. The Bears' three points also served as the lowest tally by a Detroit opponent since the club shut out Tampa Bay, 27-0, on September 29, 1996. After the first three drives of the game resulted in punts, the Lions got on the scoreboard first as Batch hit Vardell on a 12-yard scoring strike late in the first quarter, giving the Lions a 7-0 advantage. The Bears countered on their next drive with a 31-yard field goal by Jeff Jaeger on the third play of the second quarter to trim the Lions' lead to 7-3. Vardell then plunged in from three yards out, and Jason Hanson added a 24-yard field goal in the final seconds of the second quarter to give Detroit a 17-3 halftime cushion. Vardell scored his third touchdown of the night late in the third quarter (PAT blocked) to raise the Lions' lead to 23-3 heading into the fourth quarter. The only scoring of the fourth quarter came on a 24-yard Hanson effort, which capped a 15-play, 89-yard drive that salted 10:11 off the clock and made the final score 26-3. That drive began on the Lions' four-yard line and followed a stellar defensive stand by Detroit in which the Bears failed to score on four consecutive plays from Detroit's three-yard line.

LIONS 28, BUCCANEERS 25
AT TAMPA BAY, NOVEMBER 22, 1998
ATTENDANCE: 64,265

LIONS 19, STEELERS 16 (OT)
AT PONTIAC, NOVEMBER 26, 1998
ATTENDANCE: 78,139

	1st	2nd	3rd	4th	Final
LIONS	14	7	0	7	28
BUCCANEERS	0	14	3	8	25

	1st	2nd	3rd	4th	OT	Final
STEELERS	0	6	7	3	0	16
LIONS	0	3	3	10	3	19

LIONS Crowell 53 pass from Batch (Hanson kick)
LIONS Rasby 3 pass from Batch (Hanson kick)
BUCS Green 44 pass from Dilfer (Husted kick)
LIONS Rivers 36 run (Hanson kick)
BUCS Moore 8 pass from Dilfer (Husted kick)
BUCS Husted FG 33
LIONS Vardell 1 run (Hanson kick)
BUCS Alstott 5 run (Anthony pass from Dilfer)

STEELERS Johnson FG 30
STEELERS Johnson FG 38
LIONS Hanson FG 45
STEELERS Blackwell 24 pass from Stewart (Johnson kick)
LIONS Hanson FG 51
LIONS Moore 21 pass from Batch (Hanson kick)
LIONS Hanson FG 35
STEELERS Johnson FG 25
LIONS Hanson FG 42

	LIONS	BUCS
First Downs	19	22
Total Net Yards	300	428
Net Yards Rushing	112	145
Net Yards Passing	188	283
(Att/Comp/Int)	23-14-0	30-16-2
Punts-Average	6-43	4-42.3
Fumbles-Lost	0-0	0-0
Sacks-Yards	0-0	1-7
Penalties-Yards	4-30	9-59
Time of Possession	26:06	33:54

	STEELERS	LIONS
First Downs	22	13
Total Net Yards	293	283
Net Yards Rushing	85	70
Net Yards Passing	208	213
(Att/Comp/Int)	36-21-1	27-17-0
Punts-Average	5-44.2	4-44.3
Fumbles-Lost	4-1	2-2
Sacks-Yards	4-32	5-17
Penalties-Yards	4-30	6-66
Time of Possession	35:53	26:59

RUSHING: LIONS- Sanders 21-66; Rivers 1-36, 1 TD; Batch 2-8; Vardell 3-2, 1 TD. **BUCS-** Dunn 14-73; Alstott 20-68, 1 TD; Dilfer 1-4.

PASSING: LIONS- Batch 14-23, 195 yards, 2 TD's.

BUCS- Dilfer 16-30, 283 yards, 2 TD's, 2 INT's.

RECEIVING: LIONS- Morton 5-49; Crowell 3-82, 1 TD; Vardell 2-28; Stablein 2-26; Sanders 1-7; Rasby 1-3, 1 TD. **BUCS-** Emanuel 4-80; Anthony 4-38; Green 3-98, 1 TD; Dunn 3-42; Alstott 1-17; Moore 1-8, 1 TD.

RUSHING: LIONS- Crowell 1-35; Sanders 20-33; Batch 1-3; Reich 1-(-1). **STEELERS-** Bettis 26-67; Stewart 4-22; McAfee 3-0; Hawkins 1-(-4).

PASSING: LIONS- Batch 16-23, 236 yards, 1 TD; Reich 1-4, 9 yards. **STEELERS-** Stewart 21-36, 225, 1 TD, 1 INT.

RECEIVING: LIONS- Moore 8-148, 1 TD; Morton 4-53; Vardell 3-8; Sanders 1-20; Crowell 1-16. **STEELERS-** Johnson 5-66; Hawkins 5-41; Witman 4-35; Blackwell 3-41, 1 TD; Ward 2-35; McAfee 2-7.

SUMMARY - Detroit raced to a quick 14-0 and fought off a late Tampa Bay comeback bid for a 28-25 road win over the Buccaneers. The Lions' early lead was furnished on a 53-yard bomb from Charlie Batch-to-Germame Crowell on the game's third play from scrimmage, and a three-yard play-action toss to TE Walter Rasby on the team's second possession. The Buccaneers trimmed the Lions' lead to 14-7 early in the second quarter when Trent Dilfer hit a streaking Jacquez Green on a 44-yard TD strike. Detroit increased its lead to 21-7 late in the second quarter when Ron Rivers scooted 36 yards (career-long) for a TD. Tampa Bay engineered scoring drives of 80 and 63 yards sandwiched around halftime to pull to within 21-17 midway through the third quarter on an eight-yard Dave Moore TD grab and a 33-yard Michael Husted field goal. Detroit answered, however, on the first play of the fourth quarter with a one-yard TD plunge by Tommy Vardell to push its cushion back to 28-17. Vardell's score was set up by Richard Jordan's first career interception, who was starting for the injured Stephen Boyd. After a five-yard Mike Alstott TD run pulled the Bucs to within 28-25 (two-point pass was good). Tampa Bay's last chance was thwarted when Dilfer was intercepted by Ron Rice in the Lions' end zone with just over two minutes remaining on third-and-six from the Detroit 11-yard line.

SUMMARY - In the first Thanksgiving Day overtime game since 1980, the Lions rebounded from a 10-point second half deficit to edge Pittsburgh, 19-16, on Jason Hanson's fourth field goal of the day—a 42-yard effort 2:52 into the extra period. After a scoreless first quarter, Norm Johnson gave the Steelers a 6-0 lead with the first two of his three field goals, but Hanson cut that lead in half with a 45-yard effort late in the second quarter to make the score 6-3 at halftime. Kordell Stewart hit Will Blackwell from 24 yards out to stake Pittsburgh to its biggest lead of the day at 13-3 midway through the third quarter, but Hanson quickly answered with a 51-yard field goal to trim Pittsburgh's advantage to 13-6. That score paved the way for a game-tying 21-yard Charlie Batch-to-Herman Moore TD connection with 6:36 remaining. Detroit took its first lead moments later (Hanson 38-yarder) following Scott Kowalkowski's recovery of a fumbled reverse try by Pittsburgh on the ensuing kickoff, but Johnson drilled a 25-yard field goal with one second remaining to force overtime. Batch shook off a first half strained neck and finished the day 16-of-23 for 236 yards and a TD and ran his streak without throwing an interception to 94 consecutive attempts.

JAGUARS 37, LIONS 22
AT JACKSONVILLE, DECEMBER 6, 1998
ATTENDANCE: 70,717

49ERS 35, LIONS 13
AT SAN FRANCISCO, DECEMBER 14, 1998
ATTENDANCE: 68,585

	1st	2nd	3rd	4th	Final
LIONS	3	10	3	6	22
JAGUARS	14	10	3	10	37

	1st	2nd	3rd	4th	Final
LIONS	0	0	0	13	13
49ERS	7	14	7	7	35

JAGUARS McCardell 67 pass from Martin (Hollis kick)
JAGUARS Taylor 1 run (Hollis kick)
LIONS Hanson FG 34
JAGUARS Hollis FG 44
LIONS Hanson FG 24
JAGUARS Smith 11 pass from Martin (Hollis kick)
LIONS Crowell 27 pass from Batch (Hanson kick)
LIONS Hanson FG 45
JAGUARS Hollis FG 43
JAGUARS Taylor 11 run (Hollis kick)
LIONS Moore 20 pass from Batch (Batch run failed)
JAGUARS Hollis FG 30

49ERS Hearst 5 run (Richey kick)
49ERS Kirby 1 run (Richey kick)
49ERS Owens 1 pass from Young (Richey kick)
49ERS Young 9 run (Richey kick)
LIONS Moore 24 pass from Reich (Hanson kick failed)
49ERS Kirby 31 run (Richey kick)
LIONS Sloan 3 pass from Reich (Hanson kick)

	LIONS	JAGUARS
First Downs	17	24
Total Net Yards	332	426
Net Yards Rushing	120	205
Net Yards Passing (Att/Comp/Int)	212 33-14-0	221 24-15-0
Punts-Average	3-39.3	2-40.5
Fumbles-Lost	0-0	0-0
Sacks-Yards	1-7	5-38
Penalties-Yards	9-76	7-45
Time of Possession	24:21	35:39

	LIONS	49ERS
First Downs	25	29
Total Net Yards	380	409
Net Yards Rushing	69	328
Net Yards Passing (Att/Comp/Int)	311 44-21-2	81 18-12-1
Punts-Average	4-34	2-36
Fumbles-Lost	0-0	1-0
Sacks-Yards	1-1	1-5
Penalties-Yards	4-38	9-79
Time of Possession	26:16	33:44

RUSHING: LIONS- Sanders 18-102; Batch 2-17; Rivers 1-1; Vardell 1-0. **JAGUARS-** Taylor 32-183, 2 TD's; Jones 7-26; Martin 3(-3); Whitted 1(-1).
PASSING: LIONS- Batch 14-33, 250 yards, 2 TD's.
JAGUARS- Martin 15-23, 228 yards, 2 TD's; Brunell 0-1.
RECEIVING: LIONS- Moore 7-116, 1 TD; Crowell 2-72, 1 TD; Morton 1-31; Sloan 1-13; Rasby 1-7; Rivers 1-6; Sanders 1-5. **JAGUARS-** Smith 7-112, 1 TD; McCardell 3-84, 1 TD; Taylor 3-23; Mitchell 2-9.

RUSHING: LIONS- Sanders 14-28; Vardell 1-17; Rivers 2-14; Reich 1-5; Schlesinger 1-5. **49ERS-** Hearst 24-198, 1 TD; Young 10-66, 1 TD; Kirby 7-60, 2 TD's; Edwards 2-6; Detmer 2(-2); Owens 1-0.
PASSING: LIONS- Reich 18-35, 281 yards, 2 TD's, 2 INT's; Batch 3-9, 35 yards. **49ERS-** Young 12-18, 82 yards, 1 TD, 1 INT.
RECEIVING: LIONS- Crowell 5-83; Moore 5-81, 1 TD; Morton 5-78; Rivers 2-52; Stablein 1-11; Vardell 1-11; Sloan 1-3, 1 TD; Sanders 1(-3). **49ERS-** Rice 4-26; Owens 3-16, 1 TD; Stokes 2-29; Clark 1-9; Edwards 1-5; Kirby 1(-3).

SUMMARY - Despite sidelining Jacksonville QB Mark Brunell on the game's second play, the Lions fell behind 14-0 and never could make up the difference in a 37-22 loss to the Jaguars at Alltel Stadium. Detroit drove to the Jaguars' 19-yard line on its first drive, but a sack of Charlie Batch and a 47-yard missed field goal by Jason Hanson kept the game scoreless. The Jaguars then strung together two straight TD drives, with a 67-yard Jamie Martin-to-Keenan McCardell TD bomb and a one-yard Fred Taylor scoring plunge accounting for the 14-0 advantage. Two Hanson field goals sandwiched around a 44-yard field goal by Mike Hollis early in the second quarter then left the Jags with a 17-6 advantage. Jimmy Smith reeled in an 11-yard TD reception from Martin late in the first half to give Jacksonville a 24-6 lead, but that score was countered moments later when Batch found Germane Crowell from 27 yards out to trim the Jaguars' halftime lead to 24-13. Hanson's third FG of the day brought the Lions to within 24-16, but another Hollis FG and an 11-yard Fred Taylor scoring run increased Jacksonville's cushion back to 18 points (34-16) early in the fourth quarter.

SUMMARY - San Francisco's record-setting 328 yards rushing went a long way in telling the story in the Lions' 35-13 Monday night loss to the 49ers. The Lions could have made a 21-0 deficit much closer as they came away empty twice in the first half after moving the ball to the 49ers' one-yard line (incomplete fourth-down pass to David Sloan and a Merton Hanks interception). Also in the game, QB Charlie Batch was lost for the year early in the second quarter with a compression fracture in his lower back, with Frank Reich taking over after the injury. San Francisco's 21-0 halftime cushion came on a five-yard Hearst run, a one-yard Kirby plunge and a one-yard pass from Steve Young to Terrell Owens. That lead was raised to 28-0 midway through the third quarter as Young scrambled into the endzone from nine yards. Detroit got into the scoring column early in the fourth quarter as Reich found Herman Moore on a 24-yard scoring toss, but that score was countered moments later on Kirby's second rushing TD of the night, leaving the 49ers' cushion at 35-6 (Lions' PAT was blocked). The Lions closed out the scoring with 1:06 remaining in the game as David Sloan reeled in the second TD of his career (three yards)

FALCONS 24, LIONS 17
AT PONTIAC, DECEMBER 20, 1998
ATTENDANCE: 67,143

	1st	2nd	3rd	4th	Final
FALCONS	7	3	0	14	24
LIONS	7	7	3	0	17

LIONS T. Boyd 18 pass from Reich (Hanson kick)
FALCONS Anderson 8 pass from Chandler (Andersen kick)
FALCONS Andersen FG 34
LIONS Moore 2 pass from Reich (Hanson kick)
LIONS Hanson FG 30
FALCONS Mathis 27 pass from Chandler (Andersen kick)
FALCONS Anderson 1 run (Andersen kick)

	FALCONS	LIONS
First Downs	20	17
Total Net Yards	268	258
Net Yards Rushing	145	117
Net Yards Passing	123	141
(Att/Comp/Int)	19-11-0	26-15-2
Punts-Average	6-39	5-40.8
Fumbles-Lost	0-0	2-1
Sacks-Yards	1-7	4-23
Penalties-Yards	7-49	7-49
Time of Possession	31:27	28:33

RUSHING: LIONS- Sanders 25-95; Rivers 1-15; Vardell 1-3; Reich 2-2; Schlesinger 1-2. **FALCONS-** Anderson 30-147, 1 TD; Chandler 5-(-2).
PASSING: LIONS- Reich 15-26, 148 yards, 2 TD's, 2 INT's. **FALCONS-** Chandler 11-19, 146 yards, 2 TD's.
RECEIVING: LIONS- Rasby 4-34; Moore 3-34, 1 TD; T.Boyd 2-27, 1 TD; Stablein 2-22; Sloan 2-12; Morton 1-10; Sanders 1-(-1). **FALCONS-** Martin 4-42; Mathis 2-41, 1 TD; Kozlowski 2-12; Green 1-28; Santiago 1-15; Anderson 1-8, 1 TD.

SUMMARY - In a closely-contested contest, Atlanta scored 14 fourth quarter points and took advantage of three Lions' turnovers in a 24-17. Detroit jumped to a 7-0 lead after its first possession as Frank Reich (starting for the injured Charlie Batch) found Tommie Boyd (18 yards) for his first career TD reception. The Falcons evened the score at 7-7 late in the first quarter on an eight-yard Chris Chandler-to-Jamal Anderson swing pass. The score occurred two plays after a rare Barry Sanders fumble gave Atlanta possession on the Lions' eight-yard line. Following a 34-yard Morton Anderson field goal, Detroit forged back into the lead, however, as Reich found Herman Moore (two yards) in the endzone late in the second quarter to give the Lions a 14-10 halftime advantage. A 30-yard Jason Hanson field goal stretched the Lions' cushion to 17-10. Chandler hooked up with Terance Mathis from 27 yards out on the second play of the final quarter to knot the score at 17-17 and Anderson danced in from one-yard out with 6:57 remaining for the game-winning score. Also in the game, Moore became the fastest player in NFL history to record 600 career receptions (118 games).

RAVENS 19, LIONS 10
AT BALTIMORE, DECEMBER 27, 1998
ATTENDANCE: 68,045

	1st	2nd	3rd	4th	Final
LIONS	0	3	0	7	10
RAVENS	9	7	0	3	19

RAVENS Safety (Roberts called for holding in endzone)
RAVENS Holmes 1 run (Stover kick)
RAVENS Potts 11 pass from Harbaugh (Stover kick)
LIONS Hanson FG 39
LIONS Schlesinger 8 pass from Reich (Hanson kick)
RAVENS Stover FG 30

	LIONS	RAVENS
First Downs	11	19
Total Net Yards	236	295
Net Yards Rushing	44	153
Net Yards Passing	192	142
(Att/Comp/Int)	29-18-0	28-18-0
Punts-Average	6-45.7	6-47
Fumbles-Lost	1-1	4-1
Sacks-Yards	0-0	1-3
Penalties-Yards	12-69	6-60
Time of Possession	26:43	33:17

RUSHING: LIONS- Sanders 19-41; Schlesinger 1-3; Vardell 1-0. **RAVENS-** Holmes 28-132, 1 TD; Potts 2-13; Harbaugh 3-8; Mitchell 1-0; Richardson 1-0.
PASSING: LIONS- Reich 18-29, 195 yards, 1 TD.
RAVENS- Harbaugh 17-26, 141 yards, 1 TD; Richardson 1-2, 1 yard.
RECEIVING: LIONS- Moore 10-120; Morton 3-40; Sanders 2-15; T. Boyd 1-8; Schlesinger 1-8, 1 TD; Rasby 1-4. **RAVENS-** Lewis 5-40; Jackson 4-36; Holmes 3-12; Potts 2-29, 1 TD; Turner 2-19; Rhett 1-5; Kinchen 1-1.

SUMMARY - The Lions' first trip to Baltimore since 1978 and their first-ever visit to Baltimore's NFL Stadium at Camden Yards resulted in a 19-10 season-ending loss to the Ravens. A safety by Baltimore (Lions' holding call in the endzone) and a critical Barry Sanders' fumble near the Detroit goal-line weighed heavily in the game's outcome. The Ravens' safety gave Baltimore a 2-0 lead, which was increased to 9-0 shortly after Sanders' fumble on a one-yard Priest Holmes scoring plunge. That advantage bulged to 16-0 midway through the second quarter when Jim Harbaugh found Roosevelt Potts from 11 yards out for a TD. Jason Hanson's 39-yard field goal trimmed Baltimore's halftime cushion to 16-3. Following a scoreless third quarter, Detroit pulled to within six points at 16-10 with 13:25 remaining when Cory Schlesinger caught an eight-yard TD pass from Frank Reich. But the Lions' comeback hopes were dashed later in the quarter when a Matt Stover 30-yard field goal gave Baltimore a 19-10 lead to end the scoring.

LIONS eReport

LIONS E-REPORT

For Monday, November 30, 1999

Detroit 19, Pittsburgh 16 (OT)

DETROIT ADDS TO THANKSGIVING TRADITION WITH OVERTIME WIN

By Chuck Kistler

Referee Phil Luckert had some trouble making heads or tails out of the overtime coin toss in Detroit's annual Thanksgiving Day game, but the Lions knew just what to do when they got the ball first in the sudden-death extra period. They took the kickoff, marched to the Pittsburgh 24 and watched Jason Hanson kick a 42-yard field goal - his fourth of the game - to give Detroit a come-from-behind 19-16 victory over the Steelers. It was the third straight win for the Lions, who seem to have turned around a season that looked like it was heading for disaster after a 10-9 loss to hosty Philadelphia on Nov. 8.

In His Own Words...

HEAD COACH BOBBY ROSS' POST-GAME COMMENTS

"It was a heckuva halftime. I think people got their money's worth. I have to first salute our defense. They hung in there. We played 62 plays on defense and a lot of it was in the first half. I'm proud of my whole football team. I don't know if I have ever had so many things go against a team in one halftime and still come back and win it. I have to really tip my hat to the players and the coaching staff and everybody else for keeping their eyes on the target and to keep playing away."

NEWS AND NOTES:

Sanders Reaches Another Milestone

Despite rushing for just 23 yards on 20 attempts, Lions running back Barry Sanders surpassed a major rushing milestone that only one other player has surpassed. Sanders became the 500th running back in history to rush for over 15,000 yards in his career.

A Batch of Toughness

Rookie quarterback Charlie Batch added another strong leadership quality to his growing repertoire - toughness. During the second quarter against the Steelers, he became the lead blocker for Germaine Crowsell as he came around the right end on a reverse. Batch's block on Steelers cornerback Neal Cofey sprang Crowsell for a 55-yard gain.

Next Week: Detroit at Jacksonville

LIONS LOOK FOR FOURTH STRAIGHT WIN IN ROAD MATCHUP WITH JAGUARS

Detroit (5-7) looks for its fourth consecutive win on Sunday as the team makes its first-ever visit to Jacksonville on take on the Jaguars (9-3). Detroit enters the action following a 19-16 overtime win over Pittsburgh on Thanksgiving Day, while Jacksonville took a two-game lead atop the AFC Central with a 34-17 decision over the Bengals in Cincinnati.

Sign Up For The Lions eReport

Sign up to receive the Lions eReport, an electronic newsletter sent via email that will provide you with exclusive in-depth coverage of the Detroit Lions.

The newsletter will update you twice a week during the season with post-game analysis and game previews. The newsletter will also be sent periodically during the off-season to update you on all of the Lions off-season moves.

To receive the Lions eReport, log on to detroitlions.com, the official website of the Detroit Lions. You may go directly to the Lions eReport registration page by typing <http://www.detroitlions.com/ereport> into your web browser. You may also sign up by mailing the form below.

E-mail: _____

First Name: _____

Last Name: _____

Address: _____

City: _____


State: _____

Zip: _____

Phone: (Optional) _____

MAIL To: Lions eReport, 1200 Featherstone Rd., Pontiac, MI 48342

FAX To: (248) 335-0764



Lions Honors

Detroit Lions All-Time Honor Roll

PRO FOOTBALL HALL OF FAME

- 1963 Earl "Dutch" Clark, B (1934-38)
 1966 Bill Dudley, HB (1947-49)
 1967 Bobby Layne, QB (1950-58)
 1968 Alex Wojciechowicz, C/LB (1938-46)
 1970 Jack Christiansen, DB (1951-58)
 Hugh McElhenny, HB (1964)
 1972 Ollie Matson, FB (1963)
 1973 Joe Schmidt, LB (1953-65)
 1974 Dick "Night Train" Lane, DB (1960-65)
 1979 Yale Lary, DB/P (1952-53, 56-64)
 1985 Frank Gatski, C (1957)
 1986 Doak Walker, HB (1950-55)
 1987 John Henry Johnson, FB (1957-59)
 1992 Lem Barney, CB (1967-77)
 1996 Lou Creekmur, T, (1950-59)
 () years played with Lions

NFL MVP / PLAYER OF THE YEAR

- 1944 Frank Sinkwich (Joe F. Carr Award)
 1960 Joe Schmidt (Associated Press)
 1991 Barry Sanders (NFLPA)
 Barry Sanders (Football Digest)
 Barry Sanders (Maxwell Award)
 1994 Barry Sanders (Associated Press)*
 Barry Sanders (NFLPA)
 Barry Sanders (Football Digest)
 Barry Sanders (ESPN "Espy" Award)
 1997 Barry Sanders (Associated Press)#
 Barry Sanders (Miller Lite)
 Barry Sanders (Maxwell Award)
 Barry Sanders (Sporting News)
 Barry Sanders (Pro Football Weekly)
 Barry Sanders (Football Digest)
 Barry Sanders (Sports Illustrated)
 Barry Sanders (College & Pro Football Weekly)*
 Barry Sanders (ESPN "Espy" Award)
 Barry Sanders (Touchdown Club of Columbus)

* Offensive Player of the Year

Co-MVP & Offensive Player of the Year

NFL ROOKIE OF THE YEAR

- 1967 Mel Farr (Sporting News)
 1967 Lem Barney#
 1968 Earl McCullough (Sporting News)
 1979 Al Baker (Associated Press)#
 Al Baker (Pro Football Weekly)#
 Al Baker (Football Digest)#
 1980 Billy Sims (Pro Football Writers Association)
 Billy Sims (Associated Press)*
 Billy Sims (Bert Bell Trophy - N.E.A.)
 Billy Sims (Sporting News)
 Billy Sims (Pro Football Weekly)*
 Billy Sims (Football Digest)*

- 1989 Barry Sanders (Pro Football Weekly)*
 Barry Sanders (Associated Press)*
 Barry Sanders (Sports Illustrated "Z" Team)
 Barry Sanders (Sporting News)
 Barry Sanders (NFL Films)
 Barry Sanders (College and Pro Football Newsweekly)*
 Barry Sanders (PFWA)
 Barry Sanders (Football Digest)*
 # Defensive Rookie of the Year
 * Offensive Rookie of the Year

NFL COACH OF THE YEAR

- 1991 Wayne Fontes (Associated Press)
 Wayne Fontes (Maxwell Club)
 Wayne Fontes (Paul Brown Award, Touchdown Club of Columbus)
 Wayne Fontes (Starter)
 Wayne Fontes (United Press International)
 Wayne Fontes (Football News)
 Wayne Fontes (Pro Football Weekly)
 Wayne Fontes (Pro Football Writers Association)

NFC MVP / PLAYER OF THE YEAR

- 1994 Barry Sanders (NFLPA)
 Barry Sanders (Football News)

NFC PLAYER OF THE MONTH

- 1989 Barry Sanders, Offensive (Dec.)
 1991 Barry Sanders, Offensive (Sept.)
 Ray Crockett, Defensive (Nov.)
 1993 Jason Hanson, Special Teams (Oct.)
 Jason Hanson, Special Teams (Dec.)
 Barry Sanders, Offensive (Oct.)
 1997 Barry Sanders, Offensive (Oct., Nov. and Dec.)
 1998 Terry Fair, Special Teams (Sept.)
 Stephen Boyd, Defensive (Nov.)

NFL MILLER LITE PLAYER OF THE WEEK

- 1989 Rodney Peete (Week 6)
 Richard Johnson (Week 13)
 1991 Barry Sanders (Week 5)
 Rodney Peete (Week 6)
 Barry Sanders (Week 12)
 1994 Barry Sanders (Week 3)
 1995 Herman Moore (Week 9)
 Scott Mitchell (Week 13)
 1996 Barry Sanders (Week 17)
 1997 Barry Sanders (Weeks 7 and 17)

NFC PLAYER OF THE WEEK

- 1984 Michael Cofer, Defensive (Week 8)
 Gary Danielson, Offensive (Week 13)
 1985 Demetrious Johnson, Defensive (Week 4)
 Eric Hipple, Offensive (Week 8)
 1986 James Jones, Offensive (Week 1)

1989	Rodney Peete, Offensive (Week 6)	1970	Charlie Sanders, TE
	Richard Johnson, Offensive (Week 13)	1971	Steve Owens, RB
1990	Chris Spielman, Defensive (Week 2)	1972	Rockne Freitas, T
	Barry Sanders, Offensive (Week 14)	1973	Altie Taylor, RB
	Rodney Peete, Offensive (Week 15)	1974	Bill Munson, QB
1991	Ray Crockett, Defensive (Week 9)	1975	Dexter Bussey, RB
	Barry Sanders, Offensive (Week 13)	1976	Ray Jarvis, WR
	Erik Kramer, Offensive (Divisional Playoffs)	1977	Jon Morris, C
1993	Jason Hanson, Special Teams (Week 1)	1978	Gary Danielson, QB
	Vernon Turner, Special Teams (Week 9)	1979	Fred Scott, WR
	Barry Sanders, Offensive (Week 10)	1980	Billy Sims, RB
	Ray Crockett, Defensive (Week 18)	1981	Eric Hipple, QB
	Jim Arnold, Special Teams (Week 18)	1982	Billy Sims, RB
1994	Barry Sanders, Offensive (Week 3)	1983	Billy Sims, RB
	Chris Spielman, Defensive (Week 8)	1984	James Jones, RB
	Barry Sanders, Offensive (Week 10)	1985	James Jones, RB
	Mel Gray, Special Teams (Week 16)	1986	Keith Dorney, G
	Barry Sanders, Offensive (Week 16)		James Jones, RB
1995	Jason Hanson, Special Teams (Week 4)	1987	Pete Mandley, WR
	Barry Sanders, Offensive (Week 6)	1988	Rusty Hilger, QB
	Scott Mitchell, Offensive (Week 9)	1989	Barry Sanders, RB
	Brett Perriman, Offensive (Week 13)	1990	Barry Sanders, RB
	Herman Moore, Offensive (Week 14)	1991	Barry Sanders, RB
	Willie Clay, Defensive (Week 17)	1992	Barry Sanders, RB
1996	Scott Mitchell, Offensive (Week 6)	1993	Barry Sanders, RB
1997	Stephen Boyd, Defensive (Week 1)	1994	Barry Sanders, RB
	Barry Sanders, Offensive (Week 7)	1995	Herman Moore, WR
	Herman Moore, Offensive (Week 12)	1996	Barry Sanders, RB
1998	Terry Fair, Special Teams (Week 4)	1997	Barry Sanders, RB
	Mark Carrier, Defensive (Week 7)	1998	Barry Sanders, RB
	Charlie Batch, Offensive (Week 11)		

NFL ROOKIE OF THE MONTH

1998 Charlie Batch, Offensive (Oct.)

LIONS MOST VALUABLE PLAYER

(Only one player was selected from 1952-1966)

1952	Jim Doran, E
1953	Dick Stanfel, G
1954	Bobby Layne, QB
1955	Joe Schmidt, LB
1956	Bobby Layne, QB
1957	Joe Schmidt, LB
1958	Joe Schmidt, LB
1959	Jim Martin, LB
1960	Nick Pietrosante, RB
1961	Joe Schmidt, LB
1962	Gail Cogdill, E
1963	Earl Morrall, QB
1964	Jim Gibbons, E
1965	Bruce Maher, S
1966	Pat Studstill, FL

BOBBY LAYNE OFFENSIVE MOST VALUABLE PLAYER

(Selected annually by Lions players since 1967)

1967	Mel Farr, RB
1968	Mel Farr, RB
1969	Charlie Sanders, TE

LEM BARNEY DEFENSIVE MOST VALUABLE PLAYER

(Selected annually by Lions players since 1967)

1967	Lem Barney, CB
1968	Wayne Walker, LB
1969	Mike Lucci, LB
1970	Mike Lucci, LB
1971	Mike Lucci, LB
1972	Larry Hand, E
1973	Herb Orvis, T
1974	Levi Johnson, CB
1975	Paul Naumoff, LB
1976	Charlie Weaver, LB
1977	Charlie Weaver, LB
1978	Al Baker, E
1979	Doug English, T
1980	Dave Pureifory, E
1981	Stan White, LB
1982	Al Baker, E
1983	William Gay, E
1984	Ken Fantelli, LB
1985	Jimmy Williams, LB
1986	Keith Ferguson, E
1987	Jimmy Williams, LB
1988	Michael Cofer, LB
1989	Jerry Ball, NT
1990	Michael Cofer, LB
1991	George Jamison, LB

1992	Bennie Blades, S
1993	Chris Spielman, LB
1994	Chris Spielman, LB
1995	Henry Thomas, DT
1996	Bennie Blades, S
1997	Robert Porcher, DE
1998	Stephen Boyd, LB

YALE LARY SPECIAL TEAMS MOST VALUABLE PLAYER

(Selected annually by Lions players since 1981)

1981	Ken Callicutt, RB
1982	Ken Callicutt, RB
1983	Roosevelt Barnes, LB
1984	Roosevelt Barnes, LB
1985	Alvin Hall, DB
1986	Paul Butcher, LB
1987	Paul Butcher, LB
1988	George Jamison, LB
1989	Toby Caston, LB
1990	Niko Noga, LB
1991	Mel Gray, KR
1992	Mel Gray, KR
	Melvin Jenkins, CB
1993	Jason Hanson, PK
1994	Mel Gray, KR
1995	Ron Rivers, RB
1996	Glyn Milburn, KR
1997	Jason Hanson, K
1998	Ron Rivers, RB

MEL FARR ROOKIE OF THE YEAR

1997	Bryant Westbrook, CB
1998	Charlie Batch, QB

ERIC ANDOLSEK TOP OFFENSIVE LINEMAN

1997	Kevin Glover, C
1998	Jeff Harlings, G

JOE SCHMIDT LEADERSHIP AWARD

1997	Kevin Glover, C
1998	Mark Carrier, S

MIKE UTLEY SPIRIT AWARD

1997	Luther Elliss, DT
1998	Luther Elliss, DT

CHUCK HUGHES MOST IMPROVED PLAYER AWARD

1997	Johnnie Morton, WR
1998	Richard Jordan, LB

PRO BOWL SELECTIONS

(listed by year of Pro Bowl, not season)

1951	Cloyce Box, E
	Lou Creekmur, T
	Don Doll, DB
	Thurman McGraw, G
	Doak Walker, RB

1952	Les Bingaman, C
	Cloyce Box, E
	Lou Creekmur, T
	Don Doll, DB
	Bob Hoernschemeyer, RB
	Doak Walker, RB
1953	Lou Creekmur, T
	Don Doll, DB
	Pat Harder, RB
	Bob Hoernschemeyer, RB
	Bobby Layne, QB
	Bob Smith, DB
1954	Les Bingaman, C
	Jack Christiansen, DB
	Lou Creekmur, T
	Yale Lary, DB
	Bobby Layne, QB
	Dick Stanfel, G
	Doak Walker, RB
1955	Jack Christiansen, DB
	Lou Creekmur, T
	Jim David, DB
	Joe Schmidt, LB
	Bill Stits, DB
	LaVern Torgeson, C
	Doak Walker, RB
1956	Jack Christiansen, DB
	Lou Creekmur, T
	Jim David, DB
	Joe Schmidt, LB
	Doak Walker, E
1957	Charlie Ane, T
	Jack Christiansen, DB
	Lou Creekmur, T
	Jim David, DB
	Yale Lary, DB
	Bobby Layne, QB
	Joe Schmidt, LB
1958	Jack Christiansen, DB
	Lou Creekmur, T
	Jim David, DB
	Yale Lary, DB
	Darris McCord, T
	Joe Schmidt, LB
	Harley Sewell, G
1959	Charley Ane, C
	Jim David, DB
	Yale Lary, DB
	Joe Schmidt, LB
	Harley Sewell, G
1960	Jim David, DB
	Alex Karras, T
	Yale Lary, DB
	Joe Schmidt, LB
	Harley Sewell, G

1961	Gail Cogdill, E Jim Gibbons, E Alex Karras, T Dick Lane, DB Yale Lary, DB Nick Pietrosante, RB Joe Schmidt, LB	1973	Lem Barney, DB Rocky Freitas, T
1962	Jim Gibbons, E Alex Karras, T Dick Lane, DB Yale Lary, DB Jim Martin, G/K Nick Pietrosante, RB Joe Schmidt, LB	1974	Lem Barney, DB Ed Flanagan, C
1963	Roger Brown, T Gail Cogdill, E Dick Lane, DB Yale Lary, DB Joe Schmidt, LB Harley Sewell, G	1975	Dick Jauron, DB Charlie Sanders, TE
1964	Terry Barr, E Roger Brown, T Gail Cogdill, E John Gordy, G Joe Schmidt, LB Wayne Walker, LB	1976	Lem Barney, DB Charlie Sanders, TE
1965	Terry Barr, E Roger Brown, T Jim Gibbons, E John Gordy, T Yale Lary, DB Dick LeBeau, DB Wayne Walker, LB	1977	Lem Barney, DB Charlie Sanders, TE
1966	Roger Brown, T John Gordy, T Alex Karras, T Dick LeBeau, DB Pat Studstill, E Wayne Walker, LB	1978	David Hill, TE Doug English, DT Al Baker, E
1967	Roger Brown, T Dick LeBeau, DB Pat Studstill, E	1979	Doug English, DT David Hill, TE
1968	Lem Barney, DB Mel Farr, RB	1980	David Hill, TE
1969	Lem Barney, DB Charlie Sanders, TE	1981	Al Baker, E Ed Murray, K Billy Sims, RB
1970	Lem Barney, DB Ed Flanagan, C Charlie Sanders, TE	1982	Doug English, DT Billy Sims, RB Tom Skladany, P
1971	Mel Farr, RB Ed Flanagan, C Paul Naumoff, LB Charlie Sanders, TE	1983	Keith Dorney, T Doug English, T Billy Sims, RB
1972	Ed Flanagan, C Greg Landry, QB Mike Lucci, LB Steve Owens, RB Charlie Sanders, TE	1984	William Gay, E Doug English, T
		1988	Jim Arnold, P
		1989	Jim Arnold, P Michael Cofer, LB
		1990	Jerry Ball, NT Ed Murray, K Barry Sanders, RB Chris Spielman, LB
		1991	Jerry Ball, NT Lomas Brown, T Mel Gray, KR Barry Sanders, RB Chris Spielman, LB
		1992	Jerry Ball, NT Bennie Blades, S Lomas Brown, T Mel Gray, KR Barry Sanders, RB Chris Spielman, LB
		1993	Lomas Brown, T Mel Gray, KR Barry Sanders, RB
		1994	Lomas Brown, T Barry Sanders, RB Pat Swilling, LB
		1995	Lomas Brown, T Mel Gray, KR Herman Moore, WR Barry Sanders, RB Chris Spielman, LB
		1996	Lomas Brown, T Kevin Glover, C Herman Moore, WR Barry Sanders, RB

- | | | | |
|-------------------------------------|---|-------------------------------------|---|
| 1997 | Kevin Glover, C
Herman Moore, WR
Barry Sanders, RB | 1980 | Alex Karras, DT (1958-62, 64-70)
George Wilson, Coach (1949-64) |
| 1998 | Kevin Glover, C
Jason Hanson, K
Herman Moore, WR
Robert Porcher, DE
Barry Sanders, RB | 1983 | Andy Farkas, B (1945) |
| 1999 | Barry Sanders, RB | 1985 | Lem Barney, CB (1967-77)
Robert Hoernschemeyer, B (1950-55)
Nick Kerbawy, Public Relations Director (1948-50); Business Manager (1951); General Manager (1952-57) |
| MICHIGAN SPORTS HALL OF FAME | | 1986 | Jack Christiansen, B (1951-58)
Robert Westfall, B (1944-47) |
| 1958 | Gus Dorias, Coach (1943-47) | 1988 | Dick "Night Train" Lane, DB (1960-65)
Yale Lary, DB/P (1952-53, 56-64) |
| 1959 | Earl "Dutch" Clark, B (1934-38); Coach (1937-38) | 1990 | Charlie Sanders, TE (1968-77)
Billy Sims, RB (1980-84) |
| 1962 | Byron "Whizzer" White, B (1940-41) | 1991 | Cloyce Box, E (1949-50, 52-54) |
| 1966 | Bobby Layne, QB (1950-58) | 1995 | Terry Barr, B (1957-65) |
| 1967 | Doak Walker, B (1950-55) | 1997 | Jimmy David, B (1952-59)
Leon Hart, E (1950-57) |
| 1970 | Joe Schimdt, LB (1953-65); Coach (1966-72) | LIONS HEISMAN TROPHY WINNERS | |
| 1971 | Les Bingaman, G (1948-54); Coach (1960-64)
Ron Kramer, E (1965-67) | 1942 | Frank Sinkwich (Georgia) |
| 1973 | John Pingel, B (1939) | 1948 | Doak Walker (Southern Methodist) |
| 1975 | Vince Banonis, C (1951-53) | 1949 | Leon Hart (Notre Dame) |
| 1976 | Raymond "Buddy" Parker, B (1935-36); Coach (1950-56)
George A. Richards, Owner (1934-39) | 1955 | Howard Cassady (Ohio State) |
| 1979 | Leroy "Ace" Gutowsky, RB (1934-38)
Earl Morrall, QB (1958-64) | 1969 | Steve Owens (Oklahoma) |
| | | 1978 | Billy Sims (Oklahoma) |
| | | 1988 | Barry Sanders (Oklahoma State) |
| | | 1989 | Andre Ware (Houston) |

1998 Lions Honor Roll

Honors earned by Detroit Lions' players in 1998

CHARLIE BATCH - Quarterback

*NFL Offensive Rookie of the Month - October
NFC Offensive Player of the Week - Week 11*

STEPHEN BOYD - Linebacker

NFC Defensive Player of the Month (November)

MARK CARRIER - Safety

*Sports Illustrated All-Pro
NFC Defensive Player of the Week - Week 7*

TERRY FAIR - Cornerback/Kick Returner

*Pro Football Weekly All-NFL (returner - tie)
Pro Football Weekly All-Rookie Team (CB and returner)
College & Pro Football Weekly All-Pro (returner)*

College & Pro Football Weekly All-Rookie Team (returner)

The Sporting News All-Pro (returner)

Football News All-NFC (returner)

Football News All-Rookie (returner)

Football Digest All-Rookie (returner)

USA Today All-Pro (returner)

NFC Special Teams Player of the Month (September)

NFC Special Teams Player of the Week - Week 4

College & Pro Football Weekly All-Pro Second Team

BARRY SANDERS - Running Back

Pro Bowl starter (tenth consecutive year)

Associated Press All-Pro Second Team



The Records Section

Lions' Individual Records

(1934-98)

RUSHING

MOST YARDS RUSHING—CAREER

Player	Yards	Att.	Avg.	TD	Years
1. Barry Sanders	15,269	3,062	5.0	99	1989-
2. Billy Sims	5,106	1,131	4.5	42	1980-84
3. Dexter Bussey	5,105	1,203	4.2	18	1975-84
4. Allie Taylor	4,297	1,165	3.7	24	1969-76
5. Nick Pietrosante	3,933	939	4.2	28	1959-65
6. James Jones	3,452	960	3.6	23	1983-88
7. Mel Farr	3,072	739	4.2	26	1967-73
8. Dan Lewis	2,698	651	4.1	16	1958-64
9. Greg Landry	2,502	389	6.4	19	1968-78
10. Steve Owens	2,451	635	3.9	20	1970-75

MOST YARDS RUSHING—SEASON

Player	Yards	Att.	Avg.	TD	Year
1. Barry Sanders	2,053	335	6.1	11	1997
2. Barry Sanders	1,883	331	5.7	7	1994
3. Barry Sanders	1,553	307	5.1	11	1996
4. Barry Sanders	1,548	342	4.5	16	1991
5. Barry Sanders	1,500	314	4.8	11	1995
6. Barry Sanders	1,491	343	4.3	4	1998
7. Barry Sanders	1,470	280	5.3	14	1989
8. Billy Sims	1,437	296	4.9	13	1981
9. Barry Sanders	1,352	312	4.3	9	1992
10. Barry Sanders	1,304	255	5.1	13	1990

MOST YARDS RUSHING—GAME

Player	Yards	Opponent	Date
1. Barry Sanders	237	vs. Tampa Bay	11-13-94
2. Barry Sanders	220	at Minnesota	11-24-91
3. Barry Sanders	216	vs. Indianapolis	11-23-97
4. Barry Sanders	215	at Tampa Bay	10-12-97
5. Bob Hoenschmeyer	198	vs. N.Y. Yanks	11-23-50
6. Mel Farr	197	at Minnesota	11-12-67
7. Dutch Clark	194	vs. Cincinnati	10-28-34
Barry Sanders	194	at Dallas	9-19-94
9. Billy Sims	189	at Green Bay	11-20-83
10. Barry Sanders	188	vs. Green Bay	12-4-94

MOST RUSHING ATTEMPTS—CAREER

Player	Att.	Yards	Avg.	TD	Years
1. Barry Sanders	3,062	15,269	5.0	99	1989-
2. Dexter Bussey	1,203	5,105	4.2	18	1975-84
3. Allie Taylor	1,165	4,297	3.7	24	1969-76
4. Billy Sims	1,131	5,106	4.5	42	1980-84
5. James Jones	960	3,452	3.6	23	1983-88
6. Nick Pietrosante	938	3,933	4.2	28	1959-65
7. Mel Farr	739	3,072	4.2	26	1967-73
8. Ace Gutowsky	698	2,445	3.5	16	1943-38
9. Dan Lewis	651	2,698	4.1	16	1958-64
10. Steve Owens	635	2,451	3.9	20	1970-75

MOST RUSHING ATTEMPTS—SEASON

Player	Att.	Yards	Avg.	TD	Year
1. Barry Sanders	343	1,491	4.3	4	1998
2. Barry Sanders	342	1,548	4.5	16	1991
3. Barry Sanders	335	2,053	6.1	11	1997
4. Barry Sanders	331	1,883	5.7	7	1994
5. Barry Sanders	314	1,500	4.8	11	1995
6. Billy Sims	313	1,303	4.2	13	1980
7. Barry Sanders	312	1,352	4.3	9	1992
8. Barry Sanders	307	1,553	5.1	11	1996
9. Billy Sims	296	1,437	4.9	13	1981
10. Barry Sanders	280	1,470	5.3	14	1989

MOST RUSHING ATTEMPTS—GAME

Player	Att.	Opponent	Date
1. Barry Sanders	40	at Dallas	9-19-94
2. Billy Sims	36	at Green Bay	11-20-83

James Jones	36	vs. Miami	10-27-85
James Jones	36	at Minnesota	9-7-86
5. Horace King	32	vs. New England	9-12-93
Barry Sanders	32	vs. Miami	9-25-91
Barry Sanders	32	at New England	9-12-93
8. Rick Kane	30	vs. Atlanta	11-13-77
Billy Sims	30	vs. Baltimore	11-16-80
James Jones	30	vs. San Francisco	10-20-85
Barry Sanders	30	at Green Bay	10-29-89
Barry Sanders	30	at Indianapolis	9-22-91
Barry Sanders	30	vs. Cleveland	12-13-92
Eric Lynch	30	vs. Green Bay	1-2-84
Barry Sanders	30	at Miami	12-7-97

MOST RUSHING TOUCHDOWNS—CAREER

Player	TD	Att.	Yards	Avg.	Years
1. Barry Sanders	99	3,062	15,269	5.0	1989-
2. Billy Sims	42	1,131	5,106	4.5	1980-84
3. Nick Pietrosante	28	938	3,933	4.2	1959-65
4. Mel Farr	26	739	3,072	4.2	1967-73
5. Dutch Clark	24	469	2,311	4.9	1934-38
Allie Taylor	24	1,165	4,297	3.7	1969-76
7. James Jones	23	960	3,452	3.6	1983-88
8. Steve Owens	20	635	2,451	3.9	1970-75
9. Greg Landry	19	389	2,502	6.4	1968-78
10. Ernie Caddel	18	373	2,025	5.4	1934-38
Dexter Bussey	18	1,203	5,105	4.2	1975-84

MOST RUSHING TOUCHDOWNS—SEASON

Player	TD	Att.	Yards	Avg.	Year
1. Barry Sanders	16	342	1,548	4.5	1991
2. Barry Sanders	14	280	1,470	5.3	1989
3. Billy Sims	13	313	1,303	4.2	1980
Billy Sims	13	296	1,437	4.9	1981
Barry Sanders	13	255	1,304	5.1	1990
6. Barry Sanders	11	314	1,500	4.8	1995
Barry Sanders	11	307	1,553	5.1	1996
Barry Sanders	11	335	2,053	6.1	1997
9. Mel Farr	9	166	717	4.3	1970
Greg Landry	9	81	524	6.5	1972
Barry Sanders	9	312	1,352	4.3	1992

MOST RUSHING TOUCHDOWNS—GAME

Player	TDs	Opponent	Date
1. Barry Sanders	4	at Minnesota	11-24-91
2. Dutch Clark	3	vs. Brooklyn	10-22-34
Ernie Caddel	3	vs. Pittsburgh	11-4-34
Ernie Caddel	3	vs. Philadelphia	9-20-35
Jim Ninowski	3	at L.A. Rams	10-30-60
Greg Landry	3	at Chicago	10-1-72
Billy Sims	3	at L.A. Rams	9-7-80
James Jones	3	vs. Green Bay	10-9-83
Barry Sanders	3	at Atlanta	12-24-89
Barry Sanders	3	vs. Tampa Bay	9-29-91
Barry Sanders	3	vs. Cleveland	10-8-95
Tommy Vandell	3	vs. Minnesota	11-16-97
Barry Sanders	3	vs. Chicago	11-27-97
Barry Sanders	3	vs. Cincinnati	9-12-98

LONGEST RUSHING PLAYS

Player	Yards	Opponent	Date
1. Bob Hoenschmeyer	96t	vs. N.Y. Yanks	11-23-50
2. Bob Hoenschmeyer	85t	vs. Green Bay	11-22-51
Barry Sanders	85	at Tampa Bay	10-2-94
4. Barry Sanders	84	vs. Chicago	10-23-94
5. Barry Sanders	82t	at Tampa Bay	10-12-97
6. Billy Sims	81	at San Diego	9-30-84
7. Wally Triplett	80t	at Green Bay	10-30-49
Barry Sanders	80t	at Tampa Bay	10-12-97
Barry Sanders	80t	vs. Indianapolis	11-23-97
10. Elmer Hackney	78	vs. Pittsburgh	11-8-42

RECEIVING

MOST RECEPTIONS—CAREER

Player	Rec.	Yards	Avg.	TD	Years
1. Herman Moore	610	8,467	13.9	57	1991-
2. Brett Perriman	428	5,244	12.3	25	1991-96
3. Barry Sanders	352	2,903	8.2	10	1989-
4. Charlie Sanders	336	4,817	14.3	31	1968-77
5. Gail Cogdill	325	5,221	16.1	28	1960-68
6. Jim Gibbons	287	3,561	12.4	20	1958-68
7. James Jones	285	2,318	8.1	10	1983-88
8. Leonard Thompson	277	4,682	16.9	35	1975-86
9. Johnnie Morton	251	3,428	13.7	23	1994-
10. David Hill	245	3,054	12.5	23	1976-82

MOST RECEPTIONS—SEASON

Player	Rec.	Yards	Avg.	TD	Year
1. Herman Moore	123	1,686	13.7	14	1995
2. Brett Perriman	108	1,488	13.8	9	1995
3. Herman Moore	106	1,296	12.2	9	1996
4. Herman Moore	104	1,293	12.4	8	1997
5. Brett Perriman	94	1,021	10.9	5	1996
6. Herman Moore	82	983	12.0	5	1998
7. Johnnie Morton	80	1,057	13.2	6	1997
8. James Jones	77	662	8.6	5	1984
9. Herman Moore	72	1,173	16.3	11	1994
10. Richard Johnson	70	1,091	15.6	8	1989

MOST RECEPTIONS—GAME

Player	Rec.	Opponent	Date
1. by Herman Moore	14	vs. Chicago	12-4-95
2. by Cloyce Box	12	at Baltimore	12-3-50
by James Jones	12	at Cleveland	9-28-86
by Brett Perriman	12	at Chicago	11-19-95
by Brett Perriman	12	vs. Minnesota	11-23-95
by Herman Moore	12	at Minnesota	9-1-96
7. by Mel Farr	11	vs. Minnesota	10-7-73
by Billy Sims	11	vs. San Fran	11-2-80
by Herman Moore	11	vs. New Orleans	9-21-97
10. (16 times) most recent --			
Herman Moore	10	at Baltimore	12-27-98

MOST RECEIVING YARDS—CAREER

Player	Yards	Rec.	Avg.	TD	Years
1. Herman Moore	8,467	610	13.9	57	1991-
2. Brett Perriman	5,244	428	12.3	25	1991-96
3. Gail Cogdill	5,221	325	16.1	28	1960-68
4. Charlie Sanders	4,817	336	14.3	31	1968-77
5. Leonard Thompson	4,682	277	16.9	35	1975-86
6. Terry Barr	3,810	227	16.8	35	1957-65
7. Freddie Scott	3,651	223	16.4	18	1978-83
8. Jim Gibbons	3,561	287	12.4	20	1958-68
9. Johnnie Morton	3,428	251	13.7	23	1994-
10. Jeff Chadwick	3,359	206	16.3	17	1983-88

MOST RECEIVING YARDS—SEASON

Player	Yards	Rec.	Avg.	TD	Year
1. Herman Moore	1,686	123	13.7	14	1995
2. Brett Perriman	1,488	108	13.8	9	1995
3. Herman Moore	1,296	106	12.2	9	1996
4. Herman Moore	1,293	104	12.4	8	1997
5. Pat Studstill	1,266	67	18.9	5	1966
6. Herman Moore	1,173	72	16.3	11	1994
7. Richard Johnson	1,091	70	15.6	8	1989
8. Terry Barr	1,086	66	16.5	13	1963
9. Johnnie Morton	1,057	80	13.2	6	1997
10. Terry Barr	1,030	57	18.1	9	1964

MOST RECEIVING YARDS—GAME

Player	Yards	Opponent	Date
1. by Cloyce Box	302	vs. Baltimore	12-3-50
2. by Richard Johnson	248	vs. New Orleans	12-3-89
3. by Cloyce Box	202	vs. Dallas	12-13-52
4. by Herman Moore	183	vs. Chicago	12-4-95
5. by Bob Mann	182	vs. Green Bay	12-11-49
6. by Leonard Thompson	179	vs. Cleveland	9-11-83
7. by Herman Moore	176	at Atlanta	11-5-95
8. by Johnnie Morton	174	vs. Chicago	9-22-96

MOST RECEIVING TOUCHDOWNS—CAREER

Player	TD	Rec.	Yards	Avg.	Years
1. Herman Moore	57	610	8,467	13.9	1991-
2. Terry Barr	35	227	3,810	16.8	1957-65
Leonard Thompson	35	277	4,682	16.9	1975-86
4. Cloyce Box	32	129	2,665	20.7	1949-54
5. Charlie Sanders	31	336	4,817	14.3	1968-77
6. Gail Cogdill	28	325	5,221	16.1	1960-68
7. John Greene	26	173	2,965	17.1	1944-50
Leon Hart	26	174	2,499	14.4	1950-57
Larry Walton	26	169	2,623	15.5	1969-76
10. Brett Perriman	25	428	5,244	12.3	1991-96

MOST RECEIVING TOUCHDOWNS—SEASON

Player	TD	Rec.	Yards	Avg.	Year
1. Cloyce Box	15	42	924	22.0	1952
2. Herman Moore	14	123	1,686	13.7	1995
3. Terry Barr	13	66	1,086	16.5	1963
4. Leon Hart	12	35	544	15.5	1951
5. Cloyce Box	11	50	1,009	20.2	1950
Herman Moore	11	72	1,173	16.3	1994
7. Gail Cogdill	10	48	945	19.7	1963
8. Terry Barr	9	57	1,030	18.1	1964
Brett Perriman	9	108	1,488	13.8	1995
Herman Moore	9	106	1,296	12.2	1996

MOST RECEIVING TD'S—GAME

Player	TD	Opponent	Date
1. by Cloyce Box	4	at Baltimore	12-3-50
from Bobby Layne (3), Fred Enke (1)			
2. (ten times) most recent 3		vs. Green Bay	10-29-95
Herman Moore (from Scott Mitchell)			

PASSING

MOST PASSING YARDS—CAREER

Player	Yards	Att.	Comp.	Comp%	TD's	INT's	Rating	Years
1. Bobby Layne	15,710	2,193	1,074	49.0	118	142	63.7	1950-58
2. Scott Mitchell	12,647	1,850	1,049	56.7	79	57	79.2	1994-98
3. Greg Landry	12,451	1,747	957	54.8	80	81	73.4	1968-78
4. Gary Danielson	11,885	1,684	952	56.5	69	71	74.7	1976-84
5. Eric Hipple	10,711	1,546	830	53.7	55	70	68.7	1980-89
6. Milt Plum	8,536	1,315	671	51.0	55	87	58.0	1962-67
7. Bill Munson	8,461	1,314	716	54.5	56	42	75.2	1968-76
8. Rodney Peete	8,164	1,125	641	57.0	38	49	72.9	1989-93
9. Earl Morrall	6,280	839	431	51.4	52	41	76.4	1958-64
10. Chuck Long	3,743	602	330	54.8	19	28	64.8	1986-89, 91, 94

MOST PASSING YARDS—SEASON

Player	Yards	Att.	Comp.	Comp%	TD's	INT's	Rating	Year
1. Scott Mitchell	4,338	583	346	59.3	32	12	92.3	1995
2. Scott Mitchell	3,484	509	293	57.6	19	14	79.6	1997
3. Gary Danielson	3,223	417	244	58.5	13	11	82.4	1980
4. Gary Danielson	3,076	410	252	61.5	17	15	83.1	1984
5. Eric Hipple	2,952	406	223	54.9	17	18	73.6	1985
6. Scott Mitchell	2,917	437	253	57.9	17	17	74.9	1996
7. Earl Morrall	2,621	328	174	53.0	24	14	86.2	1963
8. Chuck Long	2,598	416	232	55.8	11	20	63.4	1987
10. Eric Hipple	2,577	387	204	52.7	12	18	64.7	1983

MOST PASSING YARDS—GAME

Player	Yards	Opponent	Date
1. Scott Mitchell	410	vs. Minnesota	11-23-95
2. Bobby Layne	374	vs. Chicago Bears	11-5-50
3. Bobby Layne	364	vs. Pittsburgh	9-27-53
4. Chuck Long	362	vs. Green Bay	10-25-87
5. Gary Danielson	360	vs. Tampa Bay	12-14-80
6. Gary Danielson	352	vs. Minnesota	12-9-78
Scott Mitchell	352	at Tampa Bay	12-23-95
8. Dave Krieg	351	vs. Buffalo	12-24-94
9. Gary Danielson	348	vs. Atlanta	10-5-80
10. Milt Plum	347	vs. Los Angeles	11-1-64
Gary Danielson	347	vs. Minnesota	12-19-82
12. Bob Gagliano	344	at N.Y. Giants	9-17-89

MOST TOUCHDOWN PASSES—CAREER

Player	TD's	Att.	Comp.	Comp%	Yards	INT's	Rating	Years
1. Bobby Layne	118	2,193	1,074	49.0	15,710	142	63.7	1950-58
2. Greg Landry	80	1,747	957	54.8	12,451	81	73.4	1968-78
3. Scott Mitchell	79	1,850	1,049	56.7	12,647	57	79.2	1994-98
4. Gary Danielson	69	1,684	952	56.5	11,885	71	74.7	1976-84
5. Bill Munson	56	1,314	716	54.5	8,461	42	75.2	1968-76
6. Eric Hipple	55	1,546	830	53.7	10,711	70	68.7	1980-89
Milt Plum	55	1,315	671	51.0	8,536	87	58.0	1962-67
8. Earl Morrall	52	839	431	51.4	6,280	41	76.4	1958-64
9. Rodney Peete	38	1,125	641	57.0	8,164	49	72.9	1989-93
10. Tobin Rote	30	596	256	43.0	3,609	39	52.6	1957-59

MOST TOUCHDOWN PASSES—SEASON

Player	TD's	Att.	Comp.	Comp%	Yards	INT's	Rating	Year
1. Scott Mitchell	32	583	346	59.3	4,338	12	92.3	1995
2. Bobby Layne	26	332	152	45.8	2,403	23	67.6	1951
3. Earl Morrall	24	328	174	53.0	2,621	14	86.2	1963
4. Bobby Layne	19	287	139	48.4	1,999	20	64.5	1952
Scott Mitchell	19	509	293	57.6	3,484	14	79.6	1997
6. Milt Plum	18	287	154	53.7	2,241	15	78.5	1964
Greg Landry	18	268	134	50.0	2,066	17	71.8	1972
Gary Danielson	18	351	199	56.7	2,294	17	73.5	1978
9. Greg Landry	17	291	168	57.7	2,191	8	89.6	1976
Gary Danielson	17	410	252	61.5	3,076	15	83.1	1984

MOST TOUCHDOWN PASSES—GAME

Player	TD	Opponent	Date
1. by Gary Danielson	5	vs. Minnesota	12-9-78
2. (15 times) most recent — Scott Mitchell	4	vs. Chicago	9-22-96

MOST PASS ATTEMPTS—CAREER

Player	Att.	Comp.	Comp%	Yards	TD's	INT's	Rating	Years
1. Bobby Layne	2,193	1,074	49.0	15,710	118	142	63.7	1950-58
2. Scott Mitchell	1,850	1,049	56.7	12,647	79	57	79.2	1994-98
3. Greg Landry	1,747	957	54.8	12,451	80	81	73.4	1968-78
4. Gary Danielson	1,684	952	56.5	11,885	69	71	74.7	1976-84
5. Eric Hipple	1,546	830	53.7	10,711	55	70	68.7	1980-89
6. Milt Plum	1,315	671	51.0	8,536	55	87	58.0	1962-67
7. Bill Munson	1,314	716	54.5	8,461	56	42	75.2	1968-76
8. Rodney Peete	1,125	641	57.0	8,164	38	49	72.9	1989-93
9. Earl Morrall	839	431	51.4	6,280	52	41	76.4	1958-64
10. Chuck Long	602	330	54.8	3,743	19	28	64.8	1986-89, 91, 94

MOST PASS ATTEMPTS—SEASON

Player	Att.	Comp.	Comp%	Yards	TD's	INT's	Rating	Year
1. Scott Mitchell	583	346	59.3	4,338	32	12	92.3	1995
2. Scott Mitchell	509	293	57.6	3,484	19	14	79.6	1997
3. Scott Mitchell	437	253	57.9	2,917	17	17	74.9	1996
4. Gary Danielson	417	244	58.5	3,223	13	11	82.4	1980
5. Chuck Long	416	232	55.8	2,598	11	20	63.4	1987
6. Gary Danielson	410	252	61.5	3,076	17	15	83.1	1984
7. Eric Hipple	406	223	54.9	2,952	17	18	73.6	1985
8. Eric Hipple	387	204	52.7	2,577	12	18	64.7	1983
9. Jeff Komlo	368	183	49.7	2,238	11	23	52.8	1979
10. Gary Danielson	351	199	56.7	2,294	18	17	73.5	1978

MOST PASS ATTEMPTS—GAME

Player	Att.	Opponent	Date
1. Eric Hipple	50	at L.A. Rams	10-19-86
Scott Mitchell	50	at Washington	10-22-95
Scott Mitchell	50	at Atlanta	11-5-95
Scott Mitchell	50	at Oakland	10-13-86
Scott Mitchell	50	vs. Tampa Bay	9-7-97
6. Harry Gilmer	49	vs. New York	12-11-55
7. Eric Hipple	48	at Cleveland	9-28-86
Chuck Long	48	vs. L.A. Rams	12-6-87
9. Chuck Long	47	vs. Green Bay	10-25-87
Scott Mitchell	47	at Minnesota	9-10-95
Scott Mitchell	47	at Green Bay	11-2-97
12. Karl Sweetan	46	at L.A. Rams	12-4-66
Eric Hipple	46	vs. Tampa Bay	9-21-86
Dave Krieg	46	at Miami	12-25-94

MOST PASS COMPLETIONS—CAREER

Player	Comp.	Att.	Comp%	Yards	TD's	INT's	Rating	Years
1. Bobby Layne	1,074	2,193	49.0	15,710	118	142	63.7	1950-58
2. Scott Mitchell	1,049	1,850	56.7	12,647	79	57	79.2	1994-98
3. Greg Landry	957	1,747	54.8	12,451	80	81	73.4	1968-78
4. Gary Danielson	952	1,684	56.5	11,885	69	71	74.7	1976-84
5. Eric Hipple	830	1,546	53.7	10,711	55	70	68.7	1980-89
6. Bill Munson	716	1,314	54.5	8,461	56	42	75.2	1968-76
7. Milt Plum	671	1,315	51.0	8,536	55	87	58.0	1962-67
8. Rodney Peete	641	1,125	57.0	8,164	38	49	72.9	1989-93
9. Earl Morrall	431	839	51.4	6,280	52	41	76.4	1958-64
10. Chuck Long	330	602	54.8	3,743	19	28	64.8	1986-89, 91, 94

MOST PASS COMPLETIONS—SEASON

Player	Comp.	Att.	Comp%	Yards	TD's	INT's	Rating	Year
1. Scott Mitchell	346	583	59.3	4,338	32	12	92.3	1995
2. Scott Mitchell	293	509	57.6	3,484	19	14	79.6	1997
3. Scott Mitchell	253	437	57.9	2,917	17	17	74.9	1996
4. Gary Danielson	252	410	61.5	3,076	17	15	83.1	1984
5. Gary Danielson	244	417	58.5	3,223	13	11	82.4	1980
6. Chuck Long	232	416	55.8	2,598	11	20	63.4	1987
7. Eric Hipple	223	406	54.9	2,952	17	18	73.6	1985
8. Eric Hipple	204	387	52.7	2,577	12	18	64.7	1983
9. Gary Danielson	199	351	56.7	2,294	18	17	73.5	1978
10. Eric Hipple	192	305	63.0	1,919	9	11	75.6	1986

MOST PASS COMPLETIONS— GAME

Player	Comp.	Opponent	Date
1. Eric Hipple	33	at Cleveland	9-28-86
Chuck Long	33	vs. Green Bay	10-25-87
3. Eric Hipple	31	vs. Tampa Bay	9-21-86
Eric Hipple	31	at L. A. Rams	10-19-86
Scott Mitchell	31	at Oakland	10-13-96
6. Scott Mitchell	30	at Washington	10-22-95
Scott Mitchell	30	vs. Minnesota	11-23-95
8. Gary Danielson	29	vs. Tampa Bay	12-14-80
Scott Mitchell	29	vs. Tampa Bay	9-7-97
10. Scott Mitchell	28	vs. San Francisco	9-25-95
11. Greg Landry	27	at New Orleans	11-14-76
Scott Mitchell	27	at Minnesota	9-10-95

MOST CONSECUTIVE COMPLETIONS— GAME

Player	Comp.	Opponent	Date
1. by Gary Danielson	11	vs. Green Bay	12-21-80
by Dave Krieg	11	vs. Buffalo	11-24-94
by Charlie Batch	11	vs. Green Bay	10/15/98

HIGHEST COMPLETION PERCENTAGE— CAREER (MIN. 500 ATT.)

Player	Comp%	Att.	Comp.	Yards	TD's	INT's	Rating	Years
1. Rodney Peete	57.0	1,125	641	8,164	38	49	72.9	1989-93
2. Scott Mitchell	56.7	1,850	1,049	12,647	79	57	79.2	1994-98
3. Gary Danielson	56.5	1,684	952	11,885	69	71	74.7	1976-84
4. Erik Kramer	55.2	509	281	3,408	23	19	75.5	1991-93
5. Chuck Long	54.8	602	330	3,743	19	28	64.8	1986-89, 91, 94
6. Greg Landry	54.8	1,747	957	12,451	80	81	73.4	1968-78
7. Bill Munson	54.5	1,314	716	8,461	56	42	75.2	1968-76
8. Eric Hipple	53.7	1,546	830	10,711	55	70	68.7	1980-89
9. Earl Morrall	51.4	839	431	6,280	52	41	76.4	1958-64
10. Mitt Plum	51.0	1,315	671	8,536	55	87	58.0	1962-67

HIGHEST COMPLETION PERCENTAGE— SEASON (MIN. 200 ATT.)

Player	Comp%	Att.	Comp.	Yards	TD's	INT's	Rating	Year
1. Eric Hipple	62.95	305	192	1,919	9	11	75.6	1986
2. Rodney Peete	62.30	252	157	1,670	6	14	66.4	1993
3. Dave Krieg	61.79	212	131	1,629	14	3	101.7	1994
4. Gary Danielson	61.46	410	252	3,076	17	15	83.1	1984
5. Scott Mitchell	59.35	583	346	4,338	32	12	92.3	1995
6. Gary Danielson	58.51	417	244	3,223	13	11	82.4	1980
7. Scott Mitchell	57.89	437	253	2,917	17	17	74.9	1996
8. Rodney Peete	57.75	213	123	1,702	9	9	80.0	1992
9. Greg Landry	57.73	291	168	2,191	17	8	89.6	1976
10. Scott Mitchell	57.56	509	293	3,484	19	14	79.6	1997

FEWEST PASSES HAD INTERCEPTED— CAREER (MIN. 500 ATT.)

Player	INT's	Att.	Comp.	Comp%	Yards	TD's	Rating	Years
1. Erik Kramer	19	509	281	55.2	3,408	23	75.5	1991-93
2. Chuck Long	28	602	330	54.8	3,743	19	64.8	1986-89, 91, 94
3. Jim Ninowski	36	530	251	47.4	3,520	9	46.6	1960-61
4. Tobin Rote	39	596	256	43.0	3,609	30	52.6	1957-59
5. Earl Morrall	41	839	431	51.4	6,280	52	76.4	1958-64
6. Bill Munson	42	1,314	716	54.5	8,461	56	75.2	1968-76
7. Rodney Peete	49	1,125	641	57.0	8,164	38	72.9	1989-93
8. Scott Mitchell	57	1,850	1,049	56.7	12,647	79	79.2	1994-98
9. Eric Hipple	70	1,546	830	53.7	10,711	55	68.7	1980-89
10. Gary Danielson	71	1,684	952	56.5	11,885	69	74.7	1976-84

FEWEST PASSES HAD INTERCEPTED— SEASON (MIN. 200 ATT.)

Player	INT's	Att.	Comp.	Comp%	Yards	TD's	Rating	Year
1. Dave Krieg	3	212	131	61.8	1,629	14	101.7	1994
2. Charlie Batch	6	303	173	57.1	2,178	11	83.5	1998
3. Bill Munson	7	292	166	56.8	1,874	8	75.3	1974
Greg Landry	7	240	135	56.3	1,359	6	68.7	1977
5. Bill Munson	8	329	181	55.0	2,311	15	82.3	1968
Greg Landry	8	291	168	57.7	2,191	17	89.6	1976
Rodney Peete	8	271	142	52.4	1,974	13	79.8	1990
Erik Kramer	8	265	136	51.3	1,635	11	71.8	1991
9. Rodney Peete	9	213	123	57.7	1,702	9	80.0	1992
10. Tobin Rote	10	257	118	45.9	1,678	14	69.5	1958

HIGHEST PASSING RATING— CAREER (MIN. 500 ATT.)

Player	Rating	Att.	Comp.	Comp%	Yards	TD's	INT's	Years
1. Scott Mitchell	79.2	1,850	1,049	56.7	12,647	79	57	1994-98
2. Earl Morrall	76.4	839	431	51.4	6,280	52	41	1958-64
3. Erik Kramer	75.5	509	281	55.2	3,408	23	19	1991-93
4. Bill Munson	75.2	1,314	716	54.5	8,461	56	42	1968-76
5. Gary Danielson	74.7	1,684	952	56.5	11,885	69	71	1976-84
6. Greg Landry	73.4	1,747	957	54.8	12,451	80	81	1968-78
7. Rodney Peete	72.9	1,125	641	57.0	8,164	38	49	1989-93
8. Eric Hipple	68.7	1,546	830	53.7	10,711	55	70	1980-89
9. Chuck Long	64.8	602	330	54.8	3,743	19	28	1986-89, 91,94
10. Bobby Layne	63.7	2,193	1,074	49.0	15,710	118	142	1950-58

HIGHEST PASSING RATING— SEASON (MIN. 200 ATT.)

Player	Rating	Att.	Comp.	Comp%	Yards	TD's	INT's	Year
1. Dave Krieg	101.7	212	131	61.8	1,629	14	3	1994
2. Scott Mitchell	92.3	583	346	59.3	4,338	32	12	1995
3. Greg Landry	89.6	291	168	57.7	2,191	17	8	1976
4. Earl Morrall	86.2	328	174	53.0	2,621	24	14	1963
5. Charlie Batch	83.5	303	173	57.1	2,178	11	6	1998
6. Gary Danielson	83.1	410	252	61.5	3,076	17	15	1984
7. Gary Danielson	82.4	417	244	58.5	3,223	13	11	1980
8. Bill Munson	82.3	329	181	55.0	2,311	15	8	1968
9. Greg Landry	80.9	261	136	52.1	2,237	16	13	1971
10. Rodney Peete	80.0	213	123	57.7	1,702	9	9	1992

LONGEST PASSING PLAYS

Player	Yards	Opponent	Date
1. by Karl Sweetan to Pat Studstill	*99t	at Baltimore	10-16-66
2. by Charlie Batch to Johnnie Morton	98t	at Chicago	10-4-98
3. by Bobby Layne to Cloyce Box	97t	vs. Green Bay	11-26-53
4. by Eric Hipple to Leonard Thompson	94t	vs. Chicago	10-19-81
5. by Rodney Peete to Herman Moore	93t	at Minnesota	10-31-93
6. by Milt Plum to Dan Lewis	92t	at Cleveland	11-15-64
7. by Scott Mitchell to Brett Perriman	91t	at Tampa Bay	12-23-95
8. by Dave Ryan to John Greene	88t	vs. Pittsburgh	11-10-66
9. by Gary Danielson to Billy Sims	87t	at Green Bay	9-14-80

SCORING

MOST POINTS—CAREER

Player	Total	TD	Ru	Pa	Misc	PAT	FG	2 pt	S	Years
1. Eddie Murray	1,113	0	0	0	0	381	244	0	0	1980-91
2. Jason Hanson	751	0	0	0	0	247	168	0	0	1992-
3. Barry Sanders	654	109	99	10	0	0	0	0	0	1989-
4. Errol Mann	636	0	0	0	0	213	141	0	0	1969-76
5. Doak Walker	534	34	12	21	1	183	49	0	0	1950-55
6. Herman Moore	346	57	0	57	0	0	0	2	0	1991-
7. Wayne Walker	345	2	0	0	2	172	53	0	1	1958-72
8. Billy Sims	282	47	42	5	0	0	0	0	0	1980-84
9. Jim Martin	259	0	0	0	0	91	56	0	0	1951-61
10. Dutch Clark	254	27	24	3	0	56	12	0	0	1934-38

MOST POINTS—SEASON

Player	Total	TD	Ru	Pa	Misc	PAT	FG	2 pt	S	Year
1. Jason Hanson	132	0	0	0	0	48	28	0	0	1995
2. Jason Hanson	130	0	0	0	0	28	34	0	0	1993
3. Doak Walker	128	11	5	6	0	38	8	0	0	1950
4. Eddie Murray	121	0	0	0	0	46	25	0	0	1981
5. Jason Hanson	117	0	0	0	0	39	26	0	0	1997
6. Eddie Murray	116	0	0	0	0	35	27	0	0	1980
7. Jason Hanson	114	0	0	0	0	27	29	0	0	1998
8. Eddie Murray	113	0	0	0	0	38	25	0	0	1983
9. Eddie Murray	109	0	0	0	0	31	26	0	0	1985
10. Doak Walker	106	5	1	3	1	43	11	0	0	1954

MOST POINTS—GAME

Player	Points	Opponent	Date
1. Dutch Clark	24	vs. Brooklyn	10-22-34
Doak Walker	24	at Green Bay	11-19-50
Cloyce Box	24	at Baltimore	12-3-50
Barry Sanders	24	at Minnesota	11-24-91
5. Doak Walker	21	vs. Chicago Bears	9-26-54
6. Garo Yepremian	20	at Minnesota	11-13-66
7. Doak Walker	19	vs. NY Yanks	10-8-51
#Pat Harder	19	vs. Los Angeles	12-21-52
#playoff game			

MOST TOTAL TOUCHDOWNS—CAREER

Player	TD	Ru	Pa	Misc	PAT	FG	2 pt	S	Total	Years
1. Barry Sanders	109	99	10	0	0	0	0	0	654	1989-
2. Herman Moore	57	0	57	0	0	0	2	0	346	1991-
3. Billy Sims	47	42	5	0	0	0	0	0	282	1980-84
4. L. Thompson	39	3	35	1	0	0	0	0	234	1975-86
5. Terry Barr	38	2	35	1	0	0	0	0	228	1957-65
6. Mel Farr	36	26	10	0	0	0	0	0	216	1967-73
7. Doak Walker	34	12	21	1	183	49	0	0	534	1950-55
8. James Jones	33	23	10	0	0	0	0	0	198	1983-88
9. Cloyce Box	32	0	32	0	0	0	0	0	192	1949-50, 52-54
Leon Hart	32	5	26	1	0	0	0	0	192	1950-57

MOST TOTAL TOUCHDOWNS—SEASON

Player	TD	Ru	Pa	Misc	PAT	FG	2 pt	S	Total	Year
1. Barry Sanders	17	16	1	0	0	0	0	0	102	1991
2. Billy Sims	16	13	3	0	0	0	0	0	96	1980
Barry Sanders	16	13	3	0	0	0	0	0	96	1990
4. Cloyce Box	15	0	15	0	0	0	0	0	90	1952
Billy Sims	15	13	2	0	0	0	0	0	90	1981
5. Barry Sanders	14	14	0	0	0	0	0	0	84	1989
Herman Moore	14	0	14	0	0	0	0	0	84	1989
Barry Sanders	14	11	3	0	0	0	0	0	84	1997
8. Terry Barr	13	0	13	0	0	0	0	0	78	1963
9. Leon Hart	12	0	12	0	0	0	0	0	72	1951
Barry Sanders	12	11	1	0	0	0	0	0	72	1995

MOST TOTAL TOUCHDOWNS—GAME

Player	TD	Breakdown	Opponent	Date
1. Dutch Clark	4	4 Rush	vs. Brooklyn	10-22-34
Cloyce Box	4	4 Pass	at Baltimore	12-3-50
Barry Sanders	4	4 Rush	vs. Minnesota	11-24-91

MOST RETURN TOUCHDOWNS—CAREER

Note: Return touchdowns include interceptions, punt returns, kickoff returns, field goal returns, tumble returns, blocked punt returns and blocked field goal returns.

Player	Ret	Int	PR	KOR	FGR	FUM	PBL	FGBL	Years
1. Jack Christiansen	11	3	8	0	0	0	0	0	1951-58
Lem Barney	11	7	2	1	1	0	0	0	1967-77
2. Mel Gray	7	0	2	5	0	0	0	0	1989-94
3. Yale Lary	6	2	3	0	0	1	0	0	1952-53, 56-64
4. Levi Johnson	5	3	0	0	0	0	1	1	1973-77
5. Bill Dudley	4	1	2	0	0	1	0	0	1947-49
Dick LeBeau	4	3	0	0	0	1	0	0	1959-72
Mike Lucci	4	4	0	0	0	0	0	0	1985-73
8. Harry Ebding	3	0	0	0	0	2	1	0	1934-37
Wally Triplett	3	0	1	1	0	1	0	0	1949-50
Robert J. Smith	3	3	0	0	0	0	0	0	1949-54
Sam Williams	3	1	0	0	0	2	0	0	1960-65
Tom Watkins	3	0	3	0	0	0	0	0	1962-67
Larry Hand	3	3	0	0	0	0	0	0	1964-77
George Jamison	3	2	0	0	0	1	0	0	1987-93, 97-98
William White	3	1	0	0	0	1	0	0	1988-93
Willie Clay	3	1	0	0	0	2	0	0	1992-95

MOST RETURN TOUCHDOWNS—SEASON

Player	Ret	Int	PR	KOR	FGR	FUM	PBL	FGBL	Year
1. Jack Christiansen	4	0	4	0	0	0	0	0	1951
2. Lem Barney	3	3	0	0	0	0	0	0	1967
Lem Barney	3	2	1	0	0	0	0	0	1970
Levi Johnson	3	2	0	0	0	0	0	1	1974
Mel Gray	3	0	0	3	0	0	0	0	1994

MOST RETURN TOUCHDOWNS—GAME

Player	Ret.	Breakdown	Opponent	Date
1. Jack Christiansen	2	(2 PR)	vs. Los Angeles	10-14-51
Jack Christiansen	2	(2 PR)	vs. Green Bay	11-22-51
Eddie Payton	2	(1 PR, 1 KOR)	vs. Minnesota	12-17-77

MOST EXTRA POINTS—CAREER

Player	XP	XPA	XP%	Years
1. Eddie Murray	381	386	98.7	1980-91
2. Jason Hanson	247	251	98.4	1992-
3. Errol Mann	213	222	95.9	1969-76
4. Doak Walker	183	191	95.8	1950-55
5. Wayne Walker	172	175	98.3	1958-72
6. Jim Martin	91	95	95.8	1951-61
7. Benny Ricardo	76	80	95.0	1976-79
8. Bobby Layne	62	65	95.4	1950-58
9. *Dutch Clark	56	--	--	1934-38
10. Augie Lio	38	38	100.0	1941-43

*Extra point attempts are not available before 1941

MOST EXTRA POINTS—SEASON

Player	XP	XPA	XP%	Year
1. Jason Hanson	48	48	100.0	1995
2. Eddie Murray	46	46	100.0	1981
3. Doak Walker	43	44	97.7	1951
Doak Walker	43	43	100.0	1954
5. Errol Mann	41	41	100.0	1970
6. Eddie Murray	40	40	100.0	1991
7. Jason Hanson	39	40	97.5	1994
Jason Hanson	39	40	97.5	1997
9. Doak Walker	38	41	92.7	1950
Errol Mann	38	39	97.4	1972
Eddie Murray	38	38	100.0	1983

MOST EXTRA POINTS—GAME

Player	XP	Opponent	Date
1. #Jim Martin	8	vs. Cleveland	12-29-57
2. Doak Walker	7	vs. N.Y. Yanks	11-23-50
Doak Walker	7	vs. Green Bay	11-22-51
Jason Hanson	7	vs. Chicago	11-27-97
# playoff game			

MOST EXTRA POINT ATTEMPTS—CAREER

Player	XPA	XP	XP%	Years
1. Eddie Murray	386	381	98.7	1980-91
2. Jason Hanson	251	247	98.4	1992-
3. Errol Mann	222	213	95.9	1969-76
4. Doak Walker	191	183	95.8	1950-55
5. Wayne Walker	175	172	98.3	1958-72
6. Jim Martin	95	91	95.8	1951-61
7. Benny Ricardo	80	76	95.0	1976-79
8. Bobby Layne	65	62	95.4	1950-58
9. Augie Lio	38	38	100.0	1941-43
10. Pat Harder	35	34	97.1	1951-53

MOST EXTRA POINT ATTEMPTS—SEASON

Player	XPA	XP	XP%	Year
1. Jason Hanson	48	48	100.0	1995
2. Eddie Murray	46	46	100.0	1981
3. Doak Walker	44	43	97.7	1951
4. Doak Walker	43	43	100.0	1954
5. Doak Walker	41	38	92.7	1950
Errol Mann	41	41	100.0	1970
7. Eddie Murray	40	40	100.0	1991
Jason Hanson	40	39	97.5	1994
Jason Hanson	40	39	97.5	1997
10. Errol Mann	39	38	97.4	1972

MOST FIELD GOALS—CAREER

Player	FG	FGA	FG%	Years
1. Eddie Murray	244	325	75.1	1980-91
2. Jason Hanson	169	209	80.4	1992-
3. Errol Mann	141	214	65.9	1969-76
4. Jim Martin	56	125	44.8	1951-61
5. Wayne Walker	53	131	40.5	1958-72
6. Doak Walker	49	87	56.3	1950-55
7. Benny Ricardo	40	60	66.7	1976-79
8. Bobby Layne	18	26	69.2	1950-58
9. Garo Yepremian	15	28	53.6	1966-67
10. Pat Harder	14	28	50.0	1951-53

MOST FIELD GOALS—SEASON

Player	FG	FGA	FG%	Year
* 1. Jason Hanson	34	43	79.1	1993
2. Jason Hanson	29	33	87.9	1998
3. Jason Hanson	28	34	82.4	1976-79
4. Eddie Murray	27	42	64.3	1980
5. Eddie Murray	26	31	83.9	1985
Jason Hanson	26	29	89.7	1997
7. Eddie Murray	25	35	71.4	1981
Eddie Murray	25	32	78.1	1983
Errol Mann	25	37	67.6	1969
10. Errol Mann	23	32	71.9	1974

MOST FIELD GOALS—GAME

Player	FG	Opponent	Date
1. by Garo Yepremian	6	at Minnesota	11-13-66
2. by Eddie Murray	5	at Green Bay	9-14-80
3. (19 times) most recent – Jason Hanson	4	vs. Pittsburgh	11-26-98

CONSECUTIVE FIELD GOALS

Player	No.	Start/End
1. by Jason Hanson	24	from 9-7-97 to 11-14-97
2. by Eddie Murray	19	from 11-13-88 to 11-12-89

LONGEST FIELD GOALS

Player	Yards	Opponent	Date
1. Jason Hanson	56	vs. Cleveland	10-8-95
2. Jason Hanson	55	vs. Indianapolis	11-23-97
3. Glenn Presnell	54	at Green Bay	10-7-34
Eddie Murray	54	at Cincinnati	12-11-83
#Eddie Murray	54	at San Francisco	12-31-83
6. Eddie Murray	53	vs. Chicago	10-19-81
Eddie Murray	53	vs. L.A. Rams	12-6-87
Jason Hanson	53	vs. Green Bay	1-2-94
Jason Hanson	56	vs. Green Bay	9-28-97
10. Jim Martin	52	vs. Baltimore	10-23-60
Errol Mann	52	at St. Louis	12-2-73
Eddie Murray	52	vs. L.A. Rams	9-7-80
Eddie Murray	52	vs. Chicago	12-16-84
Eddie Murray	52	vs. Chicago	12-15-86
Jason Hanson	52	at Washington	9-20-92
Jason Hanson	52	vs. Indianapolis	11-23-97

*There have been 17 times a kicker has made a 51-yard field goal. Most recent -- Jason Hanson vs. Pittsburgh, 11-26-98.

playoff game

MOST FIELD GOAL ATTEMPTS—CAREER

Player	FGA	FG	FG%	Years
1. Eddie Murray	325	244	75.1	1980-91
2. Errol Mann	214	141	65.9	1969-76
3. Jason Hanson	209	168	80.4	1992-
4. Wayne Walker	131	53	40.5	1958-72
5. Jim Martin	125	56	44.8	1951-61
6. Doak Walker	87	49	56.3	1950-55
7. Benny Ricardo	60	40	66.7	1976-79
8. Garo Yepremian	28	15	53.6	1966-67
Pat Harder	28	14	50.0	1951-53
10. Bobby Layne	26	18	69.2	1950-58

MOST FIELD GOAL ATTEMPTS—SEASON

Player	FGA	FG	FG%	Year
1. Jason Hanson	43	34	79.1	1993
2. Eddie Murray	42	27	64.3	1980
3. Errol Mann	37	25	67.6	1969
Errol Mann	37	22	59.5	1971
5. Eddie Murray	35	25	71.4	1981
6. Jason Hanson	34	28	82.4	1995
7. Jason Hanson	33	29	87.9	1998
8. Eddie Murray	32	25	78.1	1983
Eddie Murray	32	20	62.5	1987
Errol Mann	32	23	71.9	1974

**HIGHEST FIELD GOAL PERCENTAGE—
CAREER (MIN. 100 ATT.)**

Player	FG%	FG	FGA	Years
1. Jason Hanson	80.38	168	209	1992-
2. Eddie Murray	75.08	244	325	1980-91
3. Errol Mann	65.89	141	214	1969-76
4. Jim Martin	44.80	56	125	1951-61
5. Wayne Walker	40.46	53	131	1958-72

**HIGHEST FIELD GOAL PERCENTAGE—
SEASON (MIN. 20 ATT.)**

Player	FG%	FG	FGA	Year
1. Eddie Murray	95.24	20	21	1988
Eddie Murray	95.24	20	21	1989
3. Jason Hanson	89.66	26	29	1997
4. Jason Hanson	87.88	29	33	1998
5. Eddie Murray	83.87	26	31	1985
6. Jason Hanson	82.35	28	34	1995
7. Jason Hanson	80.77	21	26	1992
8. Jason Hanson	79.07	34	43	1993
9. Eddie Murray	78.13	25	32	1983
10. Eddie Murray	74.07	20	27	1984

INTERCEPTIONS

Statistics for interceptions date back to 1940. Only the interceptions returned for touchdowns were recorded from 1934-39, of which there were six recorded.

MOST PASSES INTERCEPTED—CAREER

Player	Int.	Yards	Avg.	TD	Years
1. Dick LeBeau	62	762	12.3	3	1959-72
2. Lem Barney	56	1,077	19.2	7	1967-77
3. Yale Lary	50	787	15.7	2	1952-53, 56-64
4. Jack Christiansen	46	717	15.6	3	1951-58
5. Jim David	36	259	7.2	0	1952-59
6. Robert J. Smith	29	719	24.8	3	1949-54
7. James Hunter	27	279	10.3	1	1976-82
8. Don Doll	26	464	17.8	2	1949-52
9. Jimmy Allen	24	231	9.6	0	1978-81
Joe Schmidt	24	294	12.3	2	1953-65

MOST PASSES INTERCEPTED—SEASON

Player	Int.	Yards	Avg.	TD	Year
1. Don Doll	12	163	13.6	1	1950
Jack Christiansen	12	238	19.8	1	1953
3. Don Doll	11	301	27.4	1	1949
4. Jack Christiansen	10	137	13.7	1	1957
Lem Barney	10	232	23.2	3	1967
6. Robert J. Smith	9	218	24.2	1	1949
Robert J. Smith	9	184	20.4	1	1952
Dick LeBeau	9	96	10.7	0	1970
Jimmy Allen	9	123	13.7	0	1981
10. Jack Christiansen	8	84	10.5	1	1954
Yale Lary	8	182	22.8	1	1956
Jack Christiansen	8	109	13.6	0	1956
Yale Lary	8	51	6.4	0	1962
Lem Barney	8	126	15.8	0	1969
Willie Clay	8	173	21.6	0	1995

MOST INTERCEPTION RETURN YARDS—CAREER

Player	Yards	Int.	Avg.	TD	Years
1. Lem Barney	1,077	56	19.2	7	1967-77
2. Yale Lary	787	50	15.7	2	1952-53, 56-64
3. Dick LeBeau	762	62	12.3	3	1959-72
4. Robert J. Smith	719	29	24.8	3	1949-54
5. Jack Christiansen	717	46	15.6	3	1951-58
6. Levi Johnson	549	21	26.1	5	1973-77
7. Don Doll	464	26	17.8	2	1949-52
8. Dick Jauron	328	14	23.4	1	1973-77
9. Mike Lucci	308	21	14.7	4	1965-73
10. Joe Schmidt	294	24	12.3	2	1953-65

MOST INTERCEPTION RETURN YARDS—SEASON

Player	Yards	Int.	Avg.	TD	Year
1. Don Doll	301	11	27.4	1	1949
2. Jack Christiansen	238	12	19.8	1	1953
3. Lem Barney	232	10	23.2	3	1967
4. Robert J. Smith	218	9	24.2	1	1949
5. Dick Jauron	208	4	52.0	1	1973
6. Levi Johnson	206	6	34.3	1	1976
7. Robert J. Smith	184	9	20.4	1	1952
8. Yale Lary	182	8	22.8	1	1956
9. Willie Clay	173	8	21.6	0	1995
10. Lem Barney	168	7	24.0	2	1970

**MOST INTERCEPTIONS RETURNED FOR TOUCHDOWNS—
CAREER**

Player	TD	Int.	Yards	Avg.	Years
1. Lem Barney	7	56	1,077	19.2	1967-77
2. Levi Johnson	5	21	549	26.1	1973-77
3. Mike Lucci	4	21	308	14.7	1965-73
4. Jack Christiansen	3	46	717	15.6	1951-58
Larry Hand	3	5	110	22.0	1964-77
Dick LeBeau	3	62	762	12.3	1959-72
Robert J. Smith	3	29	719	24.8	1949-54
8. Roger Brown	2	4	113	28.3	1960-66
Don Doll	2	26	464	17.8	1949-52
George Jamison	2	9	177	19.7	1987-93, 97-98
Yale Lary	2	50	787	15.7	1952-53, 56-64
Ray Oldham	2	5	84	16.8	1980-82
Wayne Rasmussen	2	16	189	11.8	1964-73
Joe Schmidt	2	24	294	12.3	1953-65
Bryant Westbrook	2	5	113	22.6	1997-

* 37 players have returned one career interception for a touchdown.

**MOST INTERCEPTIONS RETURNED FOR
TOUCHDOWNS—SEASON**

Player	TD	Int.	Yards	Avg.	Year
1. Lem Barney	3	10	232	23.2	1967
2. Wayne Rasmussen	2	5	122	24.4	1965
Larry Hand	2	2	6	3.0	1967
Lem Barney	2	7	168	24.0	1970
Mike Lucci	2	5	74	14.8	1971
Levi Johnson	2	5	139	27.8	1974
Levi Johnson	2	3	71	23.7	1975
Reggie Brown	2	2	83	41.5	1997

* 64 players have recorded one interception return for a touchdown in a single season—most recent, Bryant Westbrook in 1998.

PUNTING

Individual punting records date back to 1940, and statistics for blocked punts were attributed to the individual prior to 1976.

MOST PUNTS—CAREER

Player	No.	Yards	Avg.	Years
1. Jim Arnold	536	22,893	42.7	1986-93
2. Yale Lary	503	22,279	44.3	1952-53, 56-64
3. Herman Weaver	436	17,715	40.6	1970-76
4. Mike Black	272	11,161	41.1	1983-87
5. Tom Skladany	268	11,363	42.4	1978-82
6. Pat Studstill	187	7,925	42.4	1961-67
7. Robert J. Smith	182	7,768	42.7	1949-54
8. John Jett	150	6,468	43.1	1997-
9. Earl 'Jug' Girard	129	5,343	41.4	1952-56
10. Mark Royals	126	5,413	43.0	1995-96

MOST PUNTS—SEASON

Player	No.	Yards	Avg.	Year
1. Jim Arnold	97	4,110	42.4	1988
2. Wilbur Summers	93	3,420	36.8	1977
3. Larry Swider	88	3,523	40.0	1979
4. Tom Skladany	86	3,654	42.5	1978
5. John Jett	84	3,576	42.6	1997
6. Herman Weaver	83	3,280	39.5	1976

7. Jim Arnold	82	3,538	43.1	1989
8. Herman Weaver	80	3,361	42.0	1975
9. Pat Studstill	78	3,335	42.8	1965
10. Mike Black	76	3,164	41.6	1984

MOST PUNTS—GAME

Player	No.	Opponent	Date
1. Wilbur Summers	12	at San Fran.	10-23-77
2. George Grimes	10	at Chicago	10-17-48
Jerry DePoyster	10	at Los Angeles	11-3-68
Lem Barney	10	vs. Minnesota	11-27-69
Mike Black	10	vs. L.A. Raiders	12-10-84
Jim Arnold	10	at Green Bay	12-15-91
Mark Royals	10	vs. Tampa Bay	9-8-96

**HIGHEST GROSS PUNTING AVERAGE—
CAREER (MIN. 80 PUNTS)**

Player	Avg.	No.	Yards	Years
1. Yale Lary	44.29	503	22,279	1952-53, 56-64
2. John Jett	43.12	150	6,468	1997-99
3. Mark Royals	42.96	126	5,413	1995-96
4. Jim Arnold	42.71	536	22,893	1986-93
5. Robert J. Smith	42.68	182	7,768	1949-54
6. Tom Skladany	42.40	268	11,363	1978-82
7. Pat Studstill	42.38	187	7,925	1961-67
8. Byron White	41.29	100	4,129	1983-87
9. Mike Black	41.11	272	11,181	1940-41

**HIGHEST GROSS PUNTING AVERAGE—
SEASON (MIN 40 PUNTS)**

Player	Avg.	No.	Yards	Year
1. Yale Lary	48.44	52	2,519	1961
2. Yale Lary	47.13	45	2,121	1959
3. Yale Lary	46.25	67	3,099	1964
4. Yale Lary	45.27	52	2,354	1962
5. Robert J. Smith	44.74	61	2,729	1952
6. Jim Arnold	44.54	72	3,207	1993
7. Greg Montgomery	44.16	63	2,782	1994
8. John Jett	43.82	66	2,892	1998
9. Jim Arnold	43.78	65	2,846	1992
10. Yale Lary	43.78	64	2,802	1960

LONGEST PUNTS

Player	Yards	Opponent	Date
1. Bill Shepherd	85	vs. N.Y. Giants	11-15-36
2. Bill DeCorrevont	81	at Washington	10-6-46
3. Pat Studstill	78	vs. Green Bay	10-8-67
4. Bob Smith	75	vs. N.Y. Yanks	10-8-51
5. Yale Lary	74	at San Francisco	9-13-64
Tom Skladany	74	vs. Oakland	9-27-81
7. Larry Swider	72	vs. Minnesota	9-30-79
8. Jim Arnold	71	at San Francisco	12-28-92
9. Herman Weaver	69	at Chicago	9-12-76
Jim Arnold	69	at Green Bay	11-20-88
Mark Royals	69	at Minnesota	9-10-95
12. Jim Arnold	68	at L.A. Rams	10-24-93

PUNT RETURNS

Individual punt returns statistics date back to 1941. Prior to '41, only punt returns for touchdowns were recorded. Between 1934 and 1941, the Lions recorded one punt return for a touchdown.

MOST PUNT RETURNS—CAREER

Player	No.	Yards	Avg.	TD	Years
1. Pete Mandley	143	1360	9.5	2	1984-88
2. Lem Barney	143	1312	9.2	2	1967-77
3. Mel Gray	132	1427	10.8	2	1989-94
4. Yale Lary	126	758	6.0	3	1952-64
5. Robbie Martin	118	1118	9.5	2	1981-84
6. Tom Watkins	86	928	10.8	3	1962-67
7. Jack Christiansen	85	1084	12.8	8	1951-58
8. Glyn Milburn	81	717	8.9	0	1996-97
9. Pat Studstill	59	716	12.1	0	1961-67
10. Terry Barr	50	262	5.2	0	1957-65

MOST PUNT RETURNS—SEASON

Player	No.	Yards	Avg.	TD	Year
1. Robbie Martin	52	450	8.7	1	1981
2. Glyn Milburn	47	433	9.2	0	1997
3. Pete Mandley	43	420	9.8	1	1986
4. Pete Mandley	38	403	10.6	1	1985
5. Pete Mandley	37	287	7.8	0	1988
6. Walter Stanley	36	496	13.8	0	1989
7. Mel Gray	34	361	10.6	0	1990
8. Glyn Milburn	34	284	8.4	0	1996
9. Tom Watkins	32	399	12.5	1	1983
10. Terry Fair	30	189	6.3	0	1998

MOST PUNT RETURN YARDS—CAREER

Player	Yards	No.	Avg.	TD	Years
1. Mel Gray	1427	132	10.8	2	1989-94
2. Pete Mandley	1360	143	9.5	2	1984-88
3. Lem Barney	1312	143	9.2	2	1967-77
4. Robbie Martin	1118	118	9.5	2	1981-84
5. Jack Christiansen	1084	85	12.8	8	1951-58
6. Tom Watkins	928	86	10.8	3	1962-67
7. Yale Lary	758	126	6.0	3	1952-64
8. Glyn Milburn	717	81	8.9	0	1996-97
9. Pat Studstill	716	59	12.1	0	1961-67
10. Walter Stanley	496	36	13.8	0	1989

MOST PUNT RETURN YARDS—SEASON

Player	Yards	No.	Avg.	TD	Year
1. Walter Stanley	496	36	13.8	0	1989
2. Pat Studstill	457	29	15.8	0	1962
3. Robbie Martin	450	52	8.7	1	1981
4. Glyn Milburn	433	47	9.2	0	1997
5. Pete Mandley	420	43	9.8	1	1986
6. Pete Mandley	403	38	10.6	1	1985
7. Tom Watkins	399	32	12.5	1	1983
8. Mel Gray	385	25	15.4	1	1991
9. Mel Gray	361	34	10.6	0	1990
10. Jack Christiansen	343	18	19.1	4	1951

MOST PUNT RETURNS YARDS—GAME

Player	Yards	Opponent	Date
1. by Tom Watkins	184	vs. San Francisco	10-6-63
2. by Jack Christiansen	175	vs. Green Bay	11-22-51
3. by Robbie Martin	140	vs. Pittsburgh	11-24-83
4. by Jack Christiansen	126	vs. LA Rams	10-14-51
5. by Pat Studstill	113	at LA Rams	11-4-62
6. by Pete Mandley	109	vs. Atlanta	12-21-86
7. by Eddie Payton	105	vs. Minnesota	12-17-77
8. by Walter Stanley	104	at Green Bay	11-12-89

**HIGHEST PUNT RETURN AVERAGE—
CAREER (MIN. 50 RETURNS)**

Player	Avg.	No.	Yards	TD	Years
1. Jack Christiansen	12.75	85	1084	8	1951-58
2. Pat Studstill	12.14	59	716	0	1961-67
3. Mel Gray	10.81	132	1427	2	1989-94
4. Tom Watkins	10.79	86	928	3	1962-67
5. Pete Mandley	9.51	143	1360	2	1984-88
6. Robbie Martin	9.47	118	1118	2	1981-84
7. Lem Barney	9.17	143	1312	2	1967-77
8. Glyn Milburn	8.85	81	717	0	1996-97
9. Yale Lary	6.02	126	758	3	1952-64
10. Terry Barr	5.24	50	262	0	1957-65

**HIGHEST PUNT RETURN AVERAGE—
SEASON (MIN. 20 RETURNS)**

Player	Avg.	No.	Yards	TD	Year
1. Pat Studstill	15.76	29	457	0	1962
2. Mel Gray	15.40	25	385	1	1991
3. Walter Stanley	13.78	36	496	0	1989
4. Wally Triplett	13.38	21	281	1	1949
5. Tom Watkins	12.47	32	399	1	1983
6. Mel Gray	11.10	21	233	0	1994
7. Pete Mandley	10.87	23	250	0	1987
8. Mel Gray	10.62	34	361	0	1990
9. Pete Mandley	10.61	38	403	1	1985
10. Robbie Martin	10.58	26	275	0	1982

MOST PUNT RETURNS FOR TOUCHDOWN—CAREER

Player	TD	No.	Yards	Avg.	Years
1. Jack Christiansen	8	85	1084	12.8	1951-58
2. Yale Lary	3	126	758	6.0	1952-84
Tom Watkins	3	86	928	10.8	1962-67
4. Bill Dudley	2	30	448	14.9	1947-49
Lem Barney	2	143	1312	9.2	1967-77
Robbie Martin	2	118	1118	9.5	1981-84
Pete Mandley	2	143	1360	9.5	1984-88
Mel Gray	2	132	1427	10.8	1989-94
9. Glenn Presnell	1	1	--	--	1934-36
Steve Belichick	1	1	77	77.0	1941
Elmer Hackney	1	1	40	40.0	1942-46
Chuck DeShane	1	5	107	21.4	1945-49
Wally Triplett	1	32	375	11.7	1949-50
Doak Walker	1	18	284	15.8	1950-55
Johnnie Robinson	1	13	185	14.2	1966-76
Eddie Payton	1	27	273	10.1	1977

MOST PUNT RETURNS FOR TOUCHDOWN—SEASON

Player	TD	No.	Yards	Avg.	Year
1. Jack Christensen	4	18	343	19.1	1951
2. Jack Christensen	2	15	322	21.5	1952
Tom Watkins	2	16	238	14.9	1964

There has been 24 times a player has recorded one punt return for a touchdown in a single season.

LONGEST PUNT RETURNS

Player	Yards	Opponent	Date
1. Tommy Watkins	90t	vs. San Francisco	10-6-63
2. Jack Christiansen	89t	vs. Green Bay	11-22-51
3. Eddie Payton	87t	vs. Minnesota	12-17-77
4. Bill Dudley	84t	at Chicago Bears	10-19-47

KICKOFF RETURNS

Individual kickoff return statistics date back to 1941. Prior to '41, only kickoff returns for touchdowns were recorded. Between 1934 and 1941, the Lions did not record a kickoff return for a touchdown.

MOST KICKOFF RETURNS—CAREER

Player	No.	Yards	Avg.	TD	Years
1. Mel Gray	216	5,478	25.4	5	1989-94
2. Alvin Hall	128	2,819	22.0	1	1981-85, 87
3. Glyn Milburn	119	2,942	24.7	0	1996-97
4. Tom Watkins	91	2,262	24.9	0	1962-67
5. Pat Studstill	75	1,924	25.7	1	1961-67
6. Bobby L. Thompson	66	1,517	23.0	0	1964-68
7. Tom Vaughn	62	1,595	25.7	0	1965-71
8. Rick Kane	61	1,327	21.8	0	1977-83, 85
9. Jack Christensen	59	1,329	22.5	0	1951-58
Robbie Martin	59	1,061	18.0	0	1981-84

MOST KICKOFF RETURNS—SEASON

Player	No.	Yards	Avg.	TD	Year
1. Glyn Milburn	64	1,627	25.4	0	1996
2. Glyn Milburn	55	1,315	23.9	0	1997
3. Terry Fair	51	1,428	28.0	2	1998
4. Herman Hunter	49	1,007	20.6	0	1986
5. Mel Gray	45	1,276	28.4	3	1994
6. Mel Gray	42	1,006	24.0	1	1992
7. Mel Gray	41	939	22.9	0	1990
8. Alvin Hall	39	886	22.7	0	1985
9. Jimmie Jones	38	927	24.4	0	1974
10. Mel Gray	36	929	25.8	0	1991

MOST KICKOFF RETURNS—GAME

Player	No.	Opponent	Date
1. Mel Gray	8	vs. Dallas	11-8-92
2. Joe Watt	7	at Chicago	11-7-48
John Arnold	7	at Atlanta	10-5-80
Gary Lee	7	vs. Green Bay	10-25-87
5. 11 times,	6		
last by Terry Fair		vs. Pittsburgh	11-26-98

MOST KICKOFF RETURN YARDS—CAREER

Player	Yards	No.	Avg.	TD	Years
1. Mel Gray	5,478	216	25.4	5	1989-94
2. Glyn Milburn	2,942	119	24.7	0	1996-97
3. Alvin Hall	2,819	128	22.0	1	1981-85, 87
4. Tom Watkins	2,262	91	24.9	0	1962-67
5. Pat Studstill	1,924	75	25.7	1	1961-67
6. Tom Vaughn	1,595	62	25.7	0	1965-71
7. Bobby L. Thompson	1,517	66	23.0	0	1964-68
8. Terry Fair	1,428	51	28.0	2	1998
9. Jack Christensen	1,329	59	22.5	0	1951-58
10. Rick Kane	1,327	61	21.8	0	1977-83, 85

MOST KICKOFF RETURN YARDS—SEASON

Player	Yards	No.	Avg.	TD	Year
1. Glyn Milburn	1,627	64	25.4	0	1996
2. Terry Fair	1,428	51	28.0	2	1998
3. Glyn Milburn	1,315	55	23.9	0	1997
4. Mel Gray	1,276	45	28.4	3	1994
4. Herman Hunter	1,007	49	20.6	0	1986
6. Mel Gray	1,006	42	24.0	1	1992
7. Mel Gray	939	41	22.9	0	1990
8. Mel Gray	929	36	25.8	0	1991
9. Jimmie Jones	927	38	24.4	0	1974
10. Alvin Hall	886	39	22.7	0	1985

MOST KICKOFF RETURN YARDS—GAME

Player	No.	Opponent	Date
1. Wally Triplett	294	at Los Angeles	10-29-50
2. Terry Fair	224	at Green Bay	9-6-98
3. Glyn Milburn	189	vs. Chicago	11-27-97
4. Eddie Payton	184	vs. Minnesota	12-17-77
5. Mel Gray	178	vs. Dallas	11-8-92
6. Tom Watkins	177	at Green Bay	11-7-65
7. Terry Fair	175	at Jacksonville	12-6-98
8. Mel Gray	174	vs. Chicago	10-23-94
9. Lem Barney	170	vs. Philadelphia	12-5-71
10. Mel Gray	165	vs. Chicago	9-24-89

HIGHEST KICKOFF RETURN AVERAGE—CAREER (MIN. 50 RETURNS)

Player	Avg.	No.	Yards	TD	Years
1. Terry Fair	28.00	51	1,428	2	1998
2. Tom Vaughn	25.73	62	1,595	0	1965-71
3. Pat Studstill	25.65	75	1,924	1	1961-67
4. Lem Barney	25.48	50	1,274	1	1967-77
5. Mel Gray	25.36	216	5,478	5	1989-94
6. Tom Watkins	24.86	91	2,262	0	1962-67
7. Glyn Milburn	24.72	119	2,942	0	1996-97
8. Bobby Thompson	22.98	66	1,517	0	1964-68
9. Jack Christensen	22.53	59	1,329	0	1951-58
10. Alvin Hall	22.02	128	2,819	1	1981-85, 87

HIGHEST KICKOFF RETURN AVERAGE—SEASON (MIN. 20 RETURNS)

Player	Avg.	No.	Yards	TD	Year
1. Mel Gray	28.36	45	1,276	3	1994
2. Terry Fair	28.00	51	1,428	2	1998
3. Lem Barney	26.80	25	670	1	1968
4. Mel Gray	26.67	24	640	0	1989
5. Tom Vaughn	25.87	23	595	0	1966
6. Mel Gray	25.81	36	929	0	1991
7. Bobby Thompson	25.68	22	565	0	1975
8. Pat Studstill	25.55	20	511	0	1962
9. Don Doll	25.52	21	536	0	1949
10. Glyn Milburn	25.42	64	1,627	0	1996

MOST KICKOFF RETURNS FOR TOUCHDOWN—CAREER

Player	TD	No.	Yards	Avg.	Years
1. Mel Gray	5	216	5,478	25.4	1989-94
2. Bobby Williams	2	46	1,219	26.5	1968-71
Ron Jessie	2	47	1,237	26.3	1971-74
Terry Fair	2	51	1,428	28.0	1998-
5. Ned Mathews	1	21	576	27.4	1940-43
Billy Jefferson	1	3	142	47.3	1941
Art Van Tone	1	9	227	25.2	1943-45
Wally Triplett	1	8	411	51.4	1949-50
Bill Bowman	1	7	202	28.9	1954, 56
Terry Barr	1	26	655	25.2	1957-65
Pat Studstill	1	75	1,924	25.7	1961-67
Lem Barney	1	50	1,274	25.5	1967-77
Eddie Payton	1	18	457	25.4	1977
Ray Williams	1	9	228	25.3	1980
Alvin Hall	1	128	2,819	22.0	1981-85, 87
Johnnie Morton	1	22	533	24.2	1994-

MOST KICKOFF RETURNS FOR TOUCHDOWN—SEASON

Player	TD	No.	Yards	Avg.	Year
1. Mel Gray	3	45	1,276	28.4	1994
2. Ron Jessie	2	16	470	29.4	1971
Terry Fair	2	51	1,428	28.0	1998

* There has been 16 times a player has recorded one kickoff return for a touchdown during a single season.

LONGEST KICKOFF RETURNS

Player	Yards	Opponent	Date
1. by Terry Fair	105t	vs. Tampa Bay	9-28-98
2. by Terry Barr (92) and Gene Gedman (12)	104t	at Los Angeles	10-26-58
3. by Ron Jessie	102t	vs. Chicago	10-24-71
by Mel Gray	102t	vs. Chicago	10-23-94
5. by Bill Jefferson	101t	vs. Chi. Bears	11-23-41
by Terry Fair	101t	vs. Green Bay	9-8-98
7. by Pat Studstill	100t	vs. Chicago	9-26-61
8. by Ned Mathews	98t	vs. Phil./Pitt.	11-21-43
by Lem Barney	98t	at Los Angeles	11-3-68
by Eddie Payton	98t	vs. Minnesota	12-17-77
by Mel Gray	98t	vs. Minnesota	12-17-94

QUARTERBACK SACKS

MOST QUARTERBACK SACKS—CAREER

Player	Sacks	Years
1. Al "Bubba" Baker	75.5	1978-82
2. Mike Cofer	63.0	1983-92
3. William Gay	61.0	1978-87
4. Doug English	59.0	1975-79, 81-85
5. Robert Porcher	51.5	1992-
6. Tracy Scroggins	43.5	1992-
7. Ken Sanders	39.0	1972-79
8. Dave Pureifory	37.0	1978-82
9. Curtis Green	33.5	1981-89
10. Keith Ferguson	28.5	1985-91

MOST QUARTERBACK SACKS—SEASON

Player	No.	Year
1. Al "Bubba" Baker	23	1978
2. Al "Bubba" Baker	18	1980
3. Al "Bubba" Baker	16	1979
4. William Gay	13.5	1983
5. Doug English	13.0	1983
6. Robert Porcher	12.5	1997
7. Dave Pureifory	12.0	1981
Mike Cofer	12.0	1988
9. Robert Porcher	11.5	1998
10. Larry Hand	11.0	1973

MOST QUARTERBACK SACKS - GAME

Player	No.	Opponent	Date
1. William Gay	5.5	at Tampa Bay	9-4-83
2. Al "Bubba" Baker	5.0	vs. Tampa Bay	11-12-78
3. Al "Bubba" Baker	4.0	vs. San Diego	10-22-78
Doug English	4.0	vs. Denver	11-23-78
AL "Bubba" Baker	4.0	vs. Chicago	11-22-79
Doug English	4.0	vs. Minnesota	12-12-82
Keith Ferguson	4.0	at Philadelphia	11-16-86
8. Al "Bubba" Baker	3.5	vs. Chicago	11-27-80
Mike Cofer	3.5	at Chicago	11-22-87
Robert Porcher	3.5	vs. Indianapolis	11-23-97

TACKLES
(Since 1973 - Unofficial)

MOST TACKLES—CAREER

Player	Tackles	Years
1. Chris Spielman	1,138	1988-95
2. Bennie Blades	815	1988-96
3. Ken Fantetti	706	1979-85
4. Doug English	696	1975-79, 81-85
5. Charlie Weaver	691	1971-81
6. Jimmy Williams	653	1982-90
7. Paul Naumoff	532	1967-78
8. Mike Cofer	511	1983-92
9. George Jamison	503	1987-93, 97-98
10. Ed O'Neil	489	1974-79

MOST TACKLES—SEASON

Player	Tackles	Season
1. Chris Spielman	195	1994
2. Stephen Boyd	192	1997
3. Stephen Boyd	156	1998
4. Chris Spielman	153	1988
5. Reggie Brown	152	1997
6. Chris Spielman	148	1993
7. Alvin Hall	147	1984
8. Chris Spielman	146	1992
9. Paul Naumoff	143	1975
10. Ed O'Neil	141	1978

MOST TACKLES—GAME

Player	Tackles	Opponent	Date
1. Paul Naumoff	21	vs. Cleveland	11-9-75
2. Stephen Boyd	19	at Washington	11-9-97
3. Ed O'Neil	18	vs. Minnesota	12-17-77
Chris Spielman	18	at Buffalo	12-22-91
Bennie Blades	18	vs. Seattle	11-18-86
6. James Harrell	17	at Minnesota	11-18-79
Chris Spielman	17	at Dallas	9-19-94
Chris Spielman	17	vs. Minnesota	12-17-94
Stephen Boyd	17	at Chicago	10-4-98
Stephen Boyd	17	at Philadelphia	11-8-98

SERVICE

MOST SEASONS PLAYED—CAREER

Player	Seasons	Games Played	Years
1. Wayne Walker	15	200	1958-72
2. Dick LeBeau	14	185	1959-72
3. Joe Schmidt	13	154	1953-65
Darris McCord	13	168	1955-67
Larry Hand	13	164	1965-77
Kevin Glover	13	177	1985-97
Alex Karras	13	161	1958-62, 64-70
Paul Numoff	13	168	1967-78
Leonard Thompson	13	175	1975-86
Eddie Murray	13	174	1980-91

MOST GAMES PLAYED—CAREER

Player	Games	Years
1. Wayne Walker	200	1958-72
2. Dick LeBeau	185	1959-72
3. Al "Bubba" Baker	16	1979
4. William Gay	13.5	1983
5. Doug English	13.0	1983
6. Robert Porcher	12.5	1997
7. Dave Purelffy	12.0	1981
Mike Coler	12.0	1988
9. Robert Porcher	11.5	1998
10. Larry Hand	11.0	1973

Lions' All-Time Records

LIONS ALL-TIME RUSHERS

Player	Att.	Yards	Avg.	TD	Player	Att.	Yards	Avg.	TD
1. Barry Sanders	3,062	15,269	5.0	99	54. Ron Rivers	85	427	5.0	3
2. Billy Sims	1,131	5,106	4.5	42	55. Earl "Jug" Girard	116	425	3.7	2
3. Dexter Bussey	1,203	5,105	4.2	18	56. Joe Don Looney	122	398	3.3	6
4. Altie Taylor	1,165	4,297	3.7	24	57. Don McIlhenny	87	372	4.3	3
5. Nick Pietrosante	938	3,933	4.2	28	58. Vern Huffman	104	368	3.5	1
6. James Jones	960	3,452	3.6	23	59. Ken Jenkins	78	358	4.6	1
7. Mel Farr	739	3,072	4.2	26	60. Vince Thompson	75	349	4.7	2
8. Dan Lewis	651	2,698	4.1	16	61. Mickey Sanzotta	77	340	4.4	0
9. Greg Landry	389	2,502	6.4	19	62. Bob Gagliano	87	337	3.9	4
10. Steve Owens	635	2,451	3.9	20	63. Leonard Thompson	64	327	5.1	3
11. Ace Gutowsky	698	2,445	3.5	16	64. Tony Paige	86	325	3.8	0
12. Bob Hoernschemeyer	553	2,439	4.4	17	65. Milt Plum	89	325	3.7	5
13. Dutch Clark	469	2,311	4.9	24	66. Scott Mitchell	132	324	2.5	10
14. Horace King	549	2,081	3.8	9	67. Chuck Fenenbock	118	323	2.7	1
15. Ernie Caddell	373	2,025	5.4	18	68. Jim Ninowski	65	319	4.9	10
16. Bobby Layne	432	1,793	4.2	13	69. Wally Triplett	67	313	4.7	1
17. Bill Shepherd	450	1,699	3.8	11	70. Karl Sweetan	51	312	6.1	2
18. Tom Watkins	425	1,582	3.7	10	71. Bobby Thompson	64	310	4.8	1
19. Doak Walker	309	1,520	4.9	12	72. Frank Christensen	109	308	2.8	2
20. Garry James	423	1,510	3.6	12	73. Bo Robinson	90	304	3.4	2
21. Camp Wilson	378	1,453	3.8	6	74. John Pingel	74	301	4.1	1
22. Rick Kane	382	1,443	3.7	12	75. Alvin Moore	99	294	3.0	4
23. Howard Cassidy	315	1,223	3.9	6	76. Clyde LeForce	59	287	4.9	2
24. Gene Gedman	377	1,221	3.2	17	77. Ken "Ike" Peterson	41	278	6.8	3
25. Amos Marsh	323	1,157	3.6	11	78. Joe Reed	49	270	5.5	2
26. John Henry Johnson	267	1,145	4.3	7	79. Kent "Rip" Ryan	54	263	4.9	1
27. Lew Carpenter	248	1,043	4.2	9	80. Ned Mathews	90	259	2.9	1
28. Tom Nowatzke	284	989	3.5	12	81. Bill Munson	77	252	3.3	2
29. Bill Triplett	300	969	3.2	4	82. Wilbert Montgomery	75	251	3.3	0
30. Lloyd Cardwell	205	905	4.4	8	83. Jim Hooks	67	245	3.7	0
31. Lawrence Gaines	232	892	3.8	5	84. Charlie Batch	41	229	5.6	1
32. Rodney Peete	171	884	5.2	13	85. Charles "Cotton" Price	82	229	2.8	2
33. Tobin Rote	182	873	4.8	6	86. Andre Ware	38	217	5.7	0
34. Glenn Presnell	227	839	3.7	8	87. Dave Middleton	67	210	3.1	2
35. Ken Webb	252	833	3.3	8	88. Eric Lynch	56	209	3.7	2
36. Frank Sinkwich	243	829	3.4	7	89. Bobby Felts	64	207	3.2	2
37. Bill Dudley	238	801	3.4	5	90. Dave Kopay	63	207	3.9	0
38. Byron "Whizzer" White	235	754	3.2	7	91. Larry Watkins	52	201	3.2	1
39. Garry Danielson	156	728	4.7	7	92. Gary Ellerson	47	196	4.2	3
40. Bob Westfall	209	697	3.3	11	93. Karl Bernard	45	187	4.2	2
41. Pat Harder	190	645	3.4	8	94. Freddie Scott	23	179	7.8	1
42. Leon Hart	143	612	4.3	5	95. Buddy Parker	65	177	2.7	0
43. Eric Hipple	145	550	3.8	13	96. J. Robert Smith	36	174	4.8	0
44. Harry Hopp	191	531	2.8	5	97. Brett Perriman	23	173	7.5	0
45. Nick Eddy	152	523	3.4	3	98. Lindy Pearson	56	170	3.0	2
46. Fred Enke	123	521	4.2	1	99. Bill Stits	49	165	3.4	0
47. Earl Morrall	116	516	4.4	3	100. Billy Jefferson	56	164	2.9	1
48. Elmer Hackney	125	492	3.9	8	101. Tommy Vardell	50	159	3.2	12
49. Bill Bowman	116	481	4.1	3	102. Dave Ryan	107	158	1.5	2
50. Derrick Moore	115	457	4.0	7	103. Yale Lary	10	153	15.3	0
51. Dwight Sloan	137	450	3.3	4	104. Terry Barr	32	151	4.7	2
52. Howard Weiss	116	448	3.9	3	105. Marv Hubbard	38	150	3.9	1
53. Ollie Cline	127	447	3.5	3	106. Jimmie Jones	32	147	4.6	1
					107. Jack Christensen	19	143	7.5	2
					108. Andy Farkas	31	137	4.4	0

Player	Att.	Yards	Avg.	TD					
109. Frank Grigonis	37	131	3.5	1	182. Mel Gray	5	33	6.6	0
110. Ed Klewicki	20	129	6.5	0	John Wilkowski	8	33	4.1	0
111. Larry Walton	13	127	9.8	1	184. Maurice Patt	3	30	10.0	0
112. John Panelli	42	119	2.8	0	185. Bob Keene	12	29	2.4	0
113. Steve Belichick	28	118	4.2	2	Earl McCullough	8	29	3.6	0
Tom Dublinski	28	118	4.2	1	Cory Schlesinger	13	29	2.2	0
115. Cleve Wester	33	113	3.4	0	188. Troy Stradford	9	29	3.2	0
116. Johnnie Morton	16	112	7.0	0	189. Roy Zimmerman	13	28	2.2	1
117. Joe Margucci	60	111	1.9	4	190. Rusty Hilger	18	27	1.5	0
118. Jeff Komlo	36	110	3.1	2	191. Jon Staggers	2	26	13.0	0
119. Dick Nardi	20	109	5.5	0	192. Don Doll	8	25	3.1	1
John Olszewski	30	109	3.6	0	Ed O'Neil	2	25	12.5	0
121. Mark Nichols	9	108	12.0	0	194. Mike Campbell	7	24	3.4	0
Jerry Reichow	16	108	6.8	0	Gene Washington	1	24	24.0	0
123. Carl Painter	32	106	3.3	0	196. Larry Ferguson	13	23	1.8	0
124. Bill Callihan	33	105	3.2	1	Pete Kmetovic	14	23	1.6	0
125. Bill McKalip	26	102	3.9	0	198. Tony Aiello	6	22	3.7	0
126. Dick Booth	33	100	3.0	1	Tony Dollinger	8	22	2.8	0
127. Chuck Long	34	88	2.6	0	Herman Hunter	3	22	7.3	0
128. Jim Callahan	52	86	1.7	2	Ed Tillson	4	22	5.5	0
Harry Gilmer	23	86	3.7	0	202. John Hollar	8	21	2.6	0
Butch Woolfolk	13	86	6.6	0	Wilbur White	8	21	2.6	0
131. Cloyce Box	31	82	2.6	0	204. Jerry DePoyster	1	20	20.0	0
132. Jim McDonald	25	80	3.2	0	Lee Kizzire	7	20	2.9	0
133. Leon Crosswhite	23	79	3.4	2	Ollie Matson	13	20	1.5	0
134. Tom Tracy	28	78	2.8	0	Steve Susic	6	20	3.3	0
135. Tom Colella	38	75	2.0	0	208. Bob Brunley	5	18	3.6	0
136. Byron Bailey	19	74	3.9	2	Bob Cifers	8	18	2.3	0
137. Scott Williams	30	73	2.4	3	Peter D'Alonzo	7	18	2.6	0
138. Stan Edwards	32	69	2.2	0	Jackie Lowther	9	18	2.0	0
139. Emil Banjavic	11	67	6.1	0	Mike Meade	3	18	6.0	0
John Polanski	17	67	3.9	0	Herman Weaver	2	18	9.0	0
Mickey Zofko	21	67	3.2	0	214. Ray Williams	2	17	8.5	1
142. Paul Szakash	23	66	2.9	0	215. Fred Dawley	2	16	8.0	0
143. Erik Kramer	57	65	1.1	1	Jim Hardy	5	16	3.2	0
144. Joe Watt	31	61	2.0	0	Bruce McLenna	16	16	1.0	0
Bob Wiese	20	61	3.1	0	Bill McWilliams	6	16	2.7	0
146. Jim Doran	3	59	19.7	0	219. Tony Kaska	5	15	3.0	0
Chuck Hanneman	3	59	19.7	1	220. Mike Corgan	5	14	2.8	0
Don Overton	14	59	4.2	0	Robbie Martin	1	14	14.0	0
149. Milt Piepuk	20	56	2.8	0	Jim Welch	3	14	4.7	0
150. Cedric Jackson	17	55	3.2	0	223. Dorne Dibble	2	13	6.5	0
151. Bob Smith	9	52	5.8	0	Eddie Payton	4	13	3.3	0
152. Charles Vaughan	13	51	3.9	0	225. Paul Gipson	4	12	3.0	0
James Wilder	11	51	4.6	0	Ivan Schottel	4	12	3.0	0
154. Darrell Tully	31	50	1.6	1	227. Charlie Ane	0	10	--	0
155. Todd Hons	5	49	9.8	0	Dick Weber	7	10	1.4	0
156. D.J. Dozier	9	48	5.3	0	229. Mike Machurek	1	9	9.0	0
Ron Jessie	12	48	4.0	2	Bruce Maxwell	1	9	9.0	0
Elmer Madarik	31	48	1.5	1	Lloyd Parsons	5	9	1.8	0
Hugh McElhenny	22	48	2.2	0	Clarence Self	3	9	3.0	0
Granville Mitchell	7	48	6.9	0	Jim Thomason	9	9	1.0	0
161. Pete Mandley	7	47	6.7	1	234. Tony Daykin	1	8	8.0	0
162. Dave D'Addio	7	46	6.6	0	George Grimes	1	8	8.0	0
Bob Mann	6	46	7.7	0	Bruce Maher	3	8	2.7	0
164. Lem Barney	5	45	9.0	0	Monk Mascip	1	8	8.0	0
Art Van Tone	30	45	1.5	1	238. Gordon Gore	8	7	0.9	0
Fred Vanzo	6	45	7.5	0	Dante Magnani	3	7	2.3	0
167. Father Lumpkin	6	44	7.3	1	Aubrey Matthews	2	7	3.5	0
Bob Rowe	16	44	2.8	0	Bill Moore	1	7	7.0	0
Harry Seltzer	14	44	3.1	0	242. Marvin Brown	2	6	3.0	0
170. Jim Arnold	2	42	21.0	0	Ken Callicott	3	6	2.0	0
171. Joe Stringfellow	16	41	2.6	0	Jeff Chadwick	2	6	3.0	0
172. Don Majkowski	23	39	1.7	0	Jim Todd	2	6	3.0	0
173. Richard Johnson	12	38	3.2	0	Chet Wetterlund	23	6	0.3	0
Paul Sarringhaus	19	38	2.0	0	247. Dick Compton	4	5	1.3	0
175. Joe Ferguson	9	37	4.1	1	Andy Dudish	1	5	5.0	0
David Hill	8	37	4.6	0	Ed Flanagan	0	5	--	0
177. Andy Bolton	7	36	5.1	0	Bob Pickard	1	5	5.0	0
Frank Tripucka	12	36	3.0	1	Pat Studstill	4	5	1.3	0
179. Germane Crowell	1	35	35.0	0	Ivan Trebotich	4	5	1.3	0
Dave Krieg	23	35	1.5	0	253. Carl Bland	1	4	4.0	0
181. Nick Ryder	21	34	1.6	1	Gil LeFebvre	4	4	1.0	0
					Paul Moore	2	4	2.0	0

Player	Att.	Yards	Avg.	TD					
256. Lou Tomasetti	6	4	0.7	0	16. Billy Sims	186	2,072	11.1	5
Willie Walker	1	4	4.0	0	17. Leon Hart	174	2,499	14.4	26
258. Lomas Brown	1	3	3.0	0	18. John Greene	173	2,965	17.1	26
Chuck DeShane	2	3	1.5	0	Altie Taylor	173	1,523	8.8	6
Jim Gillette	2	3	1.5	0	20. Larry Walton	169	2,623	15.5	26
Scott Hunter	2	3	1.5	1	21. Jim Doran	168	2,960	17.6	19
Jim Jones	3	3	1.0	0	22. Dave Middleton	153	2,522	16.5	15
Doug Nott	3	3	1.0	0	Pat Studstill	153	2,452	16.0	15
Ken Sandifer	1	3	3.0	0	24. Doak Walker	152	2,539	16.7	21
Charley Sarratt	3	3	1.0	0	25. Dorne Dibble	146	2,552	17.5	19
Jesse Thompson	3	3	1.0	0	Mel Farr	146	1,374	9.4	10
267. Murray Evans	3	2	0.7	0	27. Robert Clark	140	2,320	16.6	16
Mel Grooms	3	2	0.7	0	28. Richard Johnson	134	1,818	13.6	14
A.J. Jones	1	2	2.0	0	Nick Pietrosante	134	1,323	9.9	2
Nick Kowgios	1	2	2.0	0	30. Pete Mandley	130	1,797	13.8	11
Bill O'Brien	1	2	2.0	0	31. Cloyce Box	129	2,665	20.7	32
Daryl Sanders	1	2	2.0	0	32. Mark Nichols	124	2,235	18.0	9
273. Dick Kercher	3	1	0.3	0	33. Earl McCulloch	123	2,314	18.8	19
Ken Reese	3	1	0.3	0	34. Ron Jessie	102	1,636	16.0	10
Curvin Richards	4	1	0.3	0	35. Ray Jarvis	100	1,772	17.7	10
Ken Roskie	1	1	1.0	0	Willie Green	100	1,640	16.4	14
Rob Rubick	1	1	1.0	1	37. Bob Mann	99	1,574	15.9	7
Bill Schroll	1	1	1.0	0	Steve Owens	99	861	8.7	2
Gene Spangler	1	1	1.0	0	39. Howard Cassady	97	1,413	14.6	16
280. Steve Banas	3	0	0.0	0	40. Bob Hoemschemeyer	96	951	9.9	7
Bill Fisk	2	0	0.0	0	41. Aubrey Matthews	89	1,119	12.6	4
Jerry Golsteyn	1	0	0.0	0	Garry James	89	816	9.2	2
Bill Hillman	2	0	0.0	0	43. Tom Nowatzke	84	512	6.1	4
Ray Jarvis	1	0	0.0	0	44. Carl Bland	79	989	12.5	5
Gerry Krall	3	0	0.0	0	45. Rick Kane	75	754	10.1	2
Jack Morlock	1	0	0.0	0	46. Bill Dudley	74	775	10.5	15
Stillman Sumner	2	0	0.0	0	47. Earl "Jug" Girard	72	1,095	15.2	9
Wilbur Summers	1	0	0.0	0	Jack Maitheon	72	936	13.0	5
Larry Swider	1	0	0.0	0	49. Mike Farr	69	716	10.4	1
Sam Wyche	1	0	0.0	0	50. Dan Lewis	68	799	11.8	3
291. Tommy James	2	-1	-0.5	0	51. David Sloan	64	645	10.1	2
Frank Reich	10	-1	-0.1	0	52. Lew Carpenter	60	457	7.6	4
293. Bill Cappelman	1	-2	-2.0	0	53. Ron Kramer	59	678	11.5	1
Gail Cogdill	2	-2	-1.0	0	54. David Lewis	54	678	12.6	7
Bob DeFruiter	1	-2	-2.0	0	55. Gene Gerdman	53	504	9.5	4
Keith McDonald	1	-2	-2.0	0	56. Lloyd Cardwell	51	932	18.3	5
Clyde Scott	2	-2	-1.0	0	Tom Watkins	51	524	10.3	3
298. Marlin Briscoe	2	-3	-1.5	0	58. Ernie Caddel	48	534	11.1	2
Raymond Morse	1	-3	-3.0	0	59. Bob Westfall	47	588	12.5	5
300. Augie Lio	1	-4	-4.0	0	Luther Blue	47	542	11.5	4
301. Luther Blue	7	-5	-0.7	0	Rodney Holman	47	442	9.4	2
Ben Hightower	1	-5	-5.0	0	Bill Triplett	47	328	7.0	1
George Izo	1	-5	-5.0	0	63. Joe Margucci	46	575	12.5	3
John Noppenberg	1	-5	-5.0	0	64. Rob Rubick	44	511	11.6	3
305. Charlie Sanders	4	-6	-1.5	0	Ken Webb	44	481	10.9	1
306. Mark Royals	1	-7	-7.0	0	66. Gary Lee	41	569	13.9	1
307. John Hall	2	-8	-4.0	0	Ulysses Norris	41	510	12.4	8
308. Mike Black	8	-24	-3.0	0	68. Bill Bowman	39	322	8.3	3
309. Joel McCoy	19	-29	-1.5	0	69. Jason Phillips	38	464	12.2	1
310. Bill DeCorrevont	8	-32	-4.0	0	70. Jeff Campbell	36	495	13.8	3
					Bill Fisk	36	464	12.9	2
					Amos Marsh	36	373	10.4	3
					73. Chuck Hanneman	35	622	17.8	4
					74. Bill Malinchak	34	496	14.6	4
					Pete Metzelaars	34	290	8.5	0
					John Henry Johnson	34	235	6.9	1
					77. Harry Ebding	33	675	20.5	7
					Kelly Mote	33	450	13.6	1
					William Swacki	33	401	12.2	1
					80. Dave Diehl	32	578	18.1	4
					Bill Callihan	32	383	12.0	4
					Pat Harder	32	354	11.1	3
					83. Tommy Vardell	30	361	12.0	1
					84. Jessie Thompson	29	312	10.8	4
					Bobby Thompson	29	230	7.9	0
					86. Bill Gambrell	28	492	17.6	7
					Jerry Reichow	28	396	14.1	5
					Steve Junker	28	360	12.9	4
					Ted Cremer	28	296	10.6	1

ALL-TIME RECEIVING

Player	Rec.	Yards	Avg.	TD
1. Herman Moore	610	8,467	13.9	57
2. Brett Peirman	428	5,244	12.3	25
3. Barry Sanders	352	2,921	8.2	10
4. Charlie Sanders	336	4,817	14.3	31
5. Gail Cogdill	325	5,221	16.1	28
6. Jim Gibbons	287	3,561	12.4	20
7. James Jones	285	2,318	8.1	10
8. Leonard Thompson	277	4,682	16.9	35
9. Johnnie Morton	251	3,428	13.7	23
10. David Hill	245	3,054	12.5	23
11. Terry Barr	227	-3,810	16.8	35
12. Freddie Scott	223	3,651	16.4	18
13. Jeff Chadwick	206	3,359	16.3	17
14. Horace King	198	1,579	8.0	5
15. Dexter Bussey	193	1,616	8.4	5

T H E R E C O R D S S E C T I O N 201

Player	Att.	Yards	Avg.	TD					
90. John Henderson	27	405	15.0	1	Phil Odle	8	95	11.9	0
Alvin Moore	27	201	7.4	1	Joe Stringfellow	8	89	11.1	0
92. Germane Crowell	25	464	18.6	3	Bob Pickard	8	88	11.0	1
Jimmie Giles	25	260	10.4	3	Howard Weiss	8	81	10.1	0
J.D. Hill	25	249	10.0	1	Don McIlhenny	8	70	8.8	2
Herman Hunter	25	218	8.7	1	Bill Stits	8	69	8.6	0
Lawrence Gaines	25	146	5.8	1	Vince Thompson	8	56	7.0	0
97. Walter Stanley	24	304	12.7	0	Jimmie Johnson	8	52	6.5	0
Nick Eddy	24	237	9.9	2	Ken "Ike" Peterson	8	38	4.8	0
99. Raymond "Butch" Morse	23	345	15.0	1	172. Jim McDonald	7	112	16.0	0
100. Marlin Briscoe	22	347	15.8	4	Ted Cook	7	111	15.9	1
Camp Wilson	22	198	9.0	0	Bill McKalip	7	107	15.3	0
Derrick Moore	22	179	8.1	1	Al Barnes	7	101	14.4	2
103. Ken Jenkins	21	246	11.7	0	Perry Richards	7	90	12.9	0
Ron Hall	21	187	8.9	0	Stan Edwards	7	82	11.7	0
105. Terry Greer	20	332	16.6	3	Maurice Patt	7	80	11.4	0
Monk Moscrip	20	294	14.7	1	Brian Stablein	7	80	11.4	0
107. Ed Klewicki	19	393	20.7	2	Rip Ryan	7	78	11.1	0
Harry Hopp	19	236	12.4	3	Wilbert Montgomery	7	55	7.9	0
Ollie Cline	19	189	9.9	1	Danny Bradley	7	50	7.1	2
Butch Woolfolk	19	166	8.7	0	Pete Chynplewicz	7	47	6.7	3
111. Art Van Tone	18	416	23.1	5	Mickey Zofko	7	45	6.4	0
John Schneller	18	331	18.4	3	Mickey Sanzotta	7	35	5.0	0
Ned Mathews	18	287	15.9	1	186. Peter Kmetovich	6	143	23.8	2
Dutch Clark	18	234	13.0	3	Joe Watt	6	133	22.2	2
Bill Shephard	18	168	9.3	1	Dennis Franklin	6	125	20.8	0
Dave Kopay	18	130	7.2	0	Bob Keene	6	118	19.7	2
117. Fred Vanzo	17	257	15.1	0	Glen Presnell	6	115	19.2	1
Cecil Souders	17	203	11.9	1	Ron Rivers	6	91	15.2	0
119. Ralph Heywood	16	229	14.3	2	George Farmer	6	86	14.3	0
Kent "Rip" Ryan	16	142	8.9	1	Bill Moore	6	82	13.7	1
Joe Don Looney	16	133	8.3	1	Chuck Fenenbock	6	69	11.5	1
Elmer Hackney	16	121	7.6	1	Lindy Pearson	6	47	7.8	0
123. Craig Cotton	15	223	14.9	1	Marv Hubbard	6	36	6.0	0
Ty Hallock	15	163	10.9	2	197. Jim Austin	5	102	20.4	0
Tony Paige	15	128	8.5	0	Mel Gray	5	89	17.8	0
Walter Rasby	15	119	7.9	1	Stephen Starring	5	89	17.8	0
Eric Lynch	15	100	6.7	0	Glyn Milburn	5	77	15.4	0
128. Tommie Boyd	14	194	13.9	1	Murray Evans	5	63	12.6	0
Gene Washington	14	192	13.7	1	Stanley Andersen	5	59	11.8	0
Jon Staggers	14	174	12.4	2	Ken Callicutt	5	59	11.8	0
Wally Triplett	14	160	11.4	0	Vyto Kab	5	54	10.8	0
Bo Robinson	14	118	8.4	0	Bob Wiese	5	53	10.6	0
133. Stacey Mobley	13	158	12.2	0	Mel Groomes	5	51	10.2	1
Pat Carter	13	145	11.2	0	Emil Banjavic	5	50	10.0	1
Karl Bernard	13	91	7.0	0	Gary Ellerson	5	48	9.6	1
Larry Watkins	13	87	6.7	0	Bob Felts	5	29	5.8	0
137. Eric Truvillian	12	207	17.3	1	Reese McCall	5	28	5.6	0
Tracy Porter	12	187	15.6	1	Hugh McElhenny	5	16	3.2	0
Keith McDonald	12	138	11.5	0	212. Bob Cifers	4	178	44.5	4
John Wright	12	130	10.8	2	Ivan Schottel	4	147	36.8	1
141. John Hillon	11	203	18.5	2	Ralph Jones	4	84	21.0	0
Jim Hooks	11	64	5.8	0	Reggie Barrett	4	67	16.8	1
143. Bill DeCorrevont	10	278	27.8	2	Chuck Behan	4	63	15.8	0
Dick Booth	10	193	19.3	1	John Jett	4	50	12.5	0
Ben Hightower	10	172	17.2	1	Alex Wojciechowicz	4	44	11.0	0
Ray Williams	10	146	14.6	1	Derrick Tennell	4	43	10.8	0
Glenn Davis	10	132	13.2	0	Chuck DeShane	4	42	10.5	0
Elmer "Tippy" Madarik	10	113	11.3	0	Carl Painter	4	42	10.5	0
Richard Rifenburg	10	96	9.6	1	Don Overton	4	38	9.5	0
Ed Frutig	10	77	7.7	3	Leon Crosswhite	4	35	8.8	0
151. Byron "Whizzer" White	9	213	23.7	1	Jimmie Jones	4	35	8.8	0
Chuck Hughes	9	194	21.6	0	Nick Ryder	4	30	7.5	1
Darrell Grymes	9	140	15.6	2	Paul Moore	4	29	7.3	1
Andy Farkas	9	132	14.7	2	Father Lumpkin	4	24	6.0	0
Paul Szakash	9	130	14.4	0	228. Ace Gutowsky	3	64	21.3	0
Vernon Huffman	9	121	13.4	0	David Ryan	3	62	20.7	1
Cory Schlesinger	9	87	9.7	2	Ray Hamilton	3	53	17.7	0
Scott Williams	9	71	7.9	1	J. Robert Smith	3	34	11.3	0
Tom Tracy	9	30	3.3	0	Mark Lewis	3	32	10.7	1
160. Frank Christensen	8	158	19.8	2	Jack Christensen	3	32	10.7	0
Clyde LaForce	8	122	15.3	3	Tom Hall	3	29	9.7	1
Anthony Carter	8	97	12.1	3	Mike Hirnant	3	28	9.3	0
					Tony Dollinger	3	25	8.3	0

Player	Att.	Yards	Avg.	TD					
James McDonald	3	23	7.7	0	Gordon Gore	1	20	20.0	0
John Panelli	3	22	7.3	0	Les McDonald	1	20	20.0	0
Gran Harrison	3	21	7.0	0	Steve Susic	1	20	20.0	0
Peter D'Alonzo	3	16	5.3	0	Mark Witte	1	19	19.0	0
Bruce McLenna	3	13	4.3	0	Hubert "Curley" Hinchman	1	18	18.0	0
242. Gerald Krall	2	61	30.5	0	George Grimes	1	17	17.0	1
Garry Cobb	2	44	22.0	0	Frank Grigonis	1	17	17.0	0
Jon McMakin	2	43	21.5	0	Hugh McInnis	1	15	15.0	0
Dick Compton	2	41	20.5	0	Marty Thompson	1	15	15.0	0
Charlie Brown	2	38	19.0	0	John Olszewski	1	14	14.0	0
Paco Craig	2	29	14.5	0	Derek Price	1	14	14.0	0
Troy Johnson	2	29	14.5	0	Steve Belichick	1	13	13.0	0
Byron Bailey	2	28	14.0	0	Clarence Sell	1	12	12.0	0
Bob Brumley	2	27	13.5	0	Bob Smith	1	11	11.0	0
Wayne Clark	2	27	13.5	0	Barney Hafen	1	10	10.0	0
Robbie Martin	2	27	13.5	0	Sam Williams	1	10	10.0	0
Buddy Parker	2	27	13.5	0	Mike Corgan	1	9	9.0	0
Harry Seltzer	2	23	11.5	0	Chick Maggiolo	1	9	9.0	0
Mike Meade	2	21	10.5	0	Charles "Pug" Vaughan	1	9	9.0	0
Tom Rychlec	2	21	10.5	0	James Wilder	1	8	8.0	1
Warren Walls	2	21	10.5	0	Jim Cain	1	8	8.0	0
Wilbur White	2	21	10.5	0	Jim Gillette	1	8	8.0	0
Fred Enke	2	20	10.0	0	Frank Sinkwich	1	8	8.0	0
Ollie Matson	2	20	10.0	0	Perry Scott	1	7	7.0	0
Larry Knorr	2	18	9.0	0	Vernon Turner	1	7	7.0	0
Stillman Rouse	2	17	8.5	0	Andy Bolton	1	6	6.0	0
Mike Campbell	2	15	7.5	0	Charles "Cotton" Price	1	6	6.0	0
Troy Stradford	2	15	7.5	0	Jim Thomason	1	6	6.0	0
Billy Jefferson	2	14	7.0	0	Raymond Clemons	1	5	5.0	0
Jim O'Brien	2	14	7.0	0	Roman Forlin	1	4	4.0	0
Thomas McLemore	2	12	6.0	0	Bert Kuczynski	1	4	4.0	0
Eddie Payton	2	10	5.0	0	Bob Rowe	1	4	4.0	0
Kez McCorvey	2	9	4.5	0	D.J. Dozier	1	3	3.0	0
Larry Ferguson	2	8	4.0	0	Nick Kowgios	1	3	3.0	0
John Wiehe	2	5	2.5	0	Lloyd Parsons	1	3	3.0	0
Mark Wheeler	2	2	1.0	0	Eugene Riley	1	3	3.0	0
273. Jack Johnson	1	48	48.0	1	Charley Sarratt	1	3	3.0	0
Maurice Britt	1	45	45.0	1	Scott Conover	1	1	1.0	1
Gene Cook	1	43	43.0	0	Russ Bolinger	1	-1	-1.0	0
John Hall	1	42	42.0	0	Tom Colella	1	-1	-1.0	0
Ed O'Neil	1	32	32.0	1	Paul Sarringhaus	1	-1	-1.0	0
Bill Hillman	1	25	25.0	0	Cedric Jackson	1	-2	-2.0	0
Gary Danielson	1	22	22.0	1	Bill Fraic	1	-4	-4.0	0
Mike Friede	1	21	21.0	0	Chuck Walton	1	-4	-4.0	0
Paul Gipson	1	21	21.0	0	Don Doll	1	-5	-5.0	0
John Matliford	1	21	21.0	0	Bill Munson	1	-6	-6.0	0
Clyde Scott	1	21	21.0	0	Rockne Freitas	1	-8	-8.0	0
Willie Walker	1	21	21.0	0	332. Jim Martin	0	10	--	0
					Ray Roberts	0	5	--	0

ALL-TIME PASSING

Player	Att.	Comp.	Comp%	Yards	Avg./Att.	TD	TD%	Int.	Int%	Rating
1. Bobby Layne	2,193	1,074	49.0	15,710	7.16	118	5.4	142	6.5	63.7
2. Scott Mitchell	1,850	1,049	56.7	12,647	6.84	79	4.3	57	3.1	79.2
3. Greg Landry	1,747	957	54.8	12,451	7.13	80	4.6	81	4.8	73.4
4. Gary Danielson	1,684	952	56.5	11,885	7.06	69	4.1	71	4.2	74.7
5. Eric Hipple	1,546	830	53.7	10,711	6.93	55	3.6	70	4.5	68.7
6. Milt Plum	1,315	671	51.0	8,536	6.49	55	4.2	87	6.6	58.0
7. Bill Munson	1,314	716	54.5	8,461	6.44	56	4.3	42	3.2	75.2
8. Rodney Peete	1,125	641	57.0	8,164	7.26	38	3.4	49	4.4	72.9
9. Earl Morrall	839	431	51.4	6,280	7.49	52	6.2	41	4.9	76.4
10. Chuck Long	602	330	54.8	3,743	6.22	19	3.2	28	4.7	64.8
11. Tobin Rote	596	256	43.0	3,609	6.06	30	5.0	39	6.5	52.6
12. Jim Ninowski	530	251	47.4	3,520	6.64	9	1.7	36	6.8	46.6
13. Erik Kramer	509	281	55.2	3,408	6.70	23	4.5	19	3.7	75.5
14. Clyde LeForce	388	197	50.8	2,961	7.63	25	6.4	37	9.5	58.1
15. Bob Gagliano	391	204	52.2	2,861	7.32	16	4.1	22	5.6	66.2
16. Karl Sweetan	486	231	47.5	2,710	5.58	14	2.9	25	5.1	53.1
17. Fred Enke	425	187	44.0	2,567	6.04	22	5.2	30	7.1	51.8
18. Jeff Komlo	429	214	49.9	2,554	5.95	12	2.8	27	6.3	51.6
19. Charlie Batch	303	173	57.1	2,178	7.19	11	3.6	6	2.0	83.5

T H E R E C O R D S S E C T I O N 203

Player	Att.	Comp.	Comp%	Yards	Avg./Att.	TD	TD%	Int.	Int%	Rating
20. Joe Reed	325	145	44.6	1,920	5.91	14	4.3	18	5.5	55.2
21. Frank Sinkwich	274	108	39.4	1,759	6.42	19	6.9	40	14.6	45.2
22. Dave Krieg	212	131	61.8	1,629	7.68	14	6.6	3	1.4	101.7
23. Rusty Hilger	306	126	41.2	1,558	5.09	7	2.3	12	3.9	48.9
24. Joe Ferguson	209	104	49.8	1,305	6.24	9	4.3	10	4.8	64.0
25. Dave Ryan	198	86	43.4	1,296	6.55	9	4.5	27	13.6	41.1
26. Tom Dublinski	174	92	52.9	1,286	7.39	8	4.6	13	7.5	61.1
27. Dutch Clark	198	97	49.0	1,235	6.24	8	4.0	18	9.1	44.5
28. Andre Ware	161	83	51.6	1,112	6.91	5	3.1	8	5.0	63.5
29. Chuck Fenenbock	168	65	38.7	1,092	6.50	10	6.0	20	11.9	41.7
30. Harry Gilmer	168	85	50.6	936	5.57	6	3.6	7	4.2	62.0
31. Dwight Sloan	148	63	42.6	918	6.20	2	1.4	11	7.4	36.9
32. Frank Reich	140	74	52.9	889	6.35	5	3.6	6	4.3	66.6
33. Roy Zimmerman	138	57	41.3	867	6.28	7	5.1	9	6.5	52.4
34. Frank Tripucka	145	62	42.8	833	5.74	9	6.2	14	9.7	42.8
35. Charles Price	151	58	38.4	830	5.50	6	4.0	19	12.6	30.7
36. Byron White	142	57	40.1	799	5.63	2	1.4	17	12.0	24.1
37. Don Majkowski	122	70	57.4	715	5.86	4	3.3	3	2.5	75.0
38. Glenn Presnell	138	43	31.2	637	4.62	4	2.9	21	15.2	17.4
39. Bill Shepherd	97	37	38.1	620	6.39	3	3.1	14	14.4	31.2
40. Todd Hons	92	43	46.7	552	6.00	5	5.4	5	5.4	61.5
41. Vern Huffman	108	32	29.6	484	4.48	3	2.8	14	13.0	15.4
42. Jim Hardy	59	28	47.5	434	7.36	3	5.1	5	8.5	53.9
43. Bob Westfall	53	27	50.9	428	8.08	5	9.4	7	13.2	70.0
44. Jim Cain	67	22	32.8	359	5.36	2	3.0	7	10.4	22.1
45. George Izo	59	24	40.7	357	6.05	2	3.4	6	10.2	32.9
46. Darrell Tully	75	20	26.7	356	4.75	2	2.7	13	17.3	16.2
47. Ernie Caddel	29	12	41.4	350	12.07	3	10.3	4	13.8	81.8
48. John Pingel	48	27	56.3	343	7.15	3	6.3	4	8.3	64.8
49. Scott Hunter	41	18	43.9	321	7.83	1	2.4	1	2.4	69.3
50. Harry Hopp	79	25	31.6	318	4.03	0	0.0	14	17.7	5.6
51. Tom Collela	72	29	40.3	281	3.90	0	0.0	8	11.1	12.3
52. Chet Wetterlund	44	13	29.5	230	5.23	0	0.0	10	22.7	9.3
53. John Witkowski	35	13	37.1	210	6.00	0	0.0	0	0.0	58.0
54. Ace Gutowsky	49	13	26.5	199	4.06	2	4.1	10	20.4	18.0
55. Mike Machurek	43	14	32.6	193	4.49	0	0.0	6	14.0	8.3
Bob Hoernschemeyer	26	11	42.3	193	7.42	10	38.5	5	19.2	68.3
57. Jerry Reichow	35	12	34.3	187	5.34	0	0.0	3	8.6	17.2
58. Billy Jefferson	72	18	25.0	181	2.51	0	0.0	9	12.5	0.0
59. Ned Mathews	42	13	31.0	178	4.24	3	7.1	2	4.8	49.5
60. Joe Margucci	31	13	41.9	171	5.52	1	3.2	5	16.1	31.2
61. Bill DeCorrevont	19	8	42.1	155	8.16	2	10.5	2	10.5	66.7
62. Frank Christensen	35	11	31.4	137	3.91	0	0.0	4	11.4	5.0
63. Dick Booth	8	5	62.5	135	16.88	2	25.0	1	12.5	106.3
64. Gene Gedman	5	2	40.0	111	22.20	1	20.0	0	0.0	127.1
65. Charles Vaughan	15	7	46.7	104	6.93	2	13.3	2	13.3	69.9
Elmer Madarik	14	7	50.0	104	7.43	1	7.1	0	0.0	98.5
67. Tom Skladany	8	5	62.5	81	10.13	0	0.0	0	0.0	96.4
68. Doak Walker	28	7	25.0	75	2.68	2	7.1	2	7.1	33.6
69. Murray Evans	22	8	36.4	72	3.27	0	0.0	3	13.6	6.4
Joel McCoy	18	6	33.3	72	4.00	0	0.0	4	22.2	6.9
Larry Walton	3	2	66.7	72	24.00	1	33.3	0	0.0	149.3
72. Dick Weber	22	6	27.3	70	3.18	0	0.0	5	22.7	0.8
73. Joe Stringfellow	13	5	38.5	67	5.15	0	0.0	2	15.4	16.0
74. James Jones	10	3	30.0	62	6.20	1	10.0	1	10.0	46.7
Bill Sitts	3	2	66.7	62	20.67	1	33.3	1	33.3	109.7
76. Tom Watkins	1	1	100.0	58	58.00	1	100.0	0	0.0	158.3
77. Jackie Lowther	10	7	70.0	54	5.40	0	0.0	2	20.0	43.3
78. Charley Sarratt	1	1	100.0	48	48.00	0	0.0	0	0.0	118.8
79. Mickey Sanzotta	16	4	25.0	45	2.81	0	0.0	0	0.0	39.6
80. Nick Pietrosante	2	1	50.0	37	18.50	0	0.0	1	50.0	56.3
81. Larry Swider	1	1	100.0	36	36.00	0	0.0	0	0.0	118.8
82. Doug Nott	10	2	20.0	35	3.50	0	0.0	2	20.0	2.1
Lloyd Cardwell	2	1	50.0	35	17.50	0	0.0	0	0.0	95.8
Mickey Zofko	1	1	100.0	35	35.00	0	0.0	0	0.0	118.8
85. Bill Callihan	8	3	37.5	34	4.25	1	12.5	4	50.0	51.0
86. Bill Cappleman	11	5	45.5	33	3.00	0	0.0	1	9.1	14.6
87. Jack Concannon	2	1	50.0	30	15.00	0	0.0	0	0.0	95.8
88. Kent "Rip" Ryan	11	2	18.2	27	2.45	0	0.0	0	0.0	39.6
89. Bob Cifers	6	2	33.3	24	4.00	0	0.0	1	16.7	6.9
Bill Dudley	5	3	60.0	24	4.80	2	40.0	1	20.0	72.1
91. Earl McCullouch	1	1	100.0	23	23.00	0	0.0	0	0.0	118.8

Player	Att.	Comp.	Comp%	Yards	Avg./Att.	TD	TD%	Int.	Int%	Rating
Milt Piepul	1	1	100.0	23	23.00	0	0.0	0	0.0	118.8
93. Earl "Jug" Girard	7	1	14.3	19	2.71	0	0.0	0	0.0	39.6
94. Elmer Hackney	4	2	50.0	18	4.50	0	0.0	0	0.0	62.5
95. Jerry Golsteyn	9	2	22.2	16	1.78	0	0.0	2	22.2	0.0
Tom Myers	6	3	50.0	16	2.67	0	0.0	2	33.3	16.7
97. Herman Weaver	3	1	33.3	14	4.67	0	0.0	0	0.0	49.3
98. Barry Sanders	4	1	25.0	11	2.75	0	0.0	1	25.0	0.0
99. Ivan Trebotich	1	1	100.0	8	8.00	0	0.0	0	0.0	100.0
100. Art Van Tone	4	1	25.0	7	1.75	0	0.0	1	25.0	0.0
101. Wilbur Summers	1	1	100.0	5	5.00	0	0.0	0	0.0	87.5
102. Sonny Gibbs	3	1	33.3	3	1.00	0	0.0	1	33.3	2.8
103. Ken "Ike" Peterson	6	0	0.0	0	0.00	0	0.0	1	16.7	0.0
Yale Lary	4	0	0.0	0	0.00	0	0.0	0	0.0	39.6
Jim Jones	4	0	0.0	0	0.00	0	0.0	1	25.0	0.0
Terry Barr	3	0	0.0	0	0.00	0	0.0	0	0.0	39.6
Mel Farr	3	0	0.0	0	0.00	0	0.0	0	0.0	39.6
Lindy Pearson	3	0	0.0	0	0.00	0	0.0	3	100.0	0.0
Howard Cassidy	3	0	0.0	0	0.00	0	0.0	1	33.3	0.0
Marlin Briscoe	2	0	0.0	0	0.00	0	0.0	0	0.0	39.6
Dan Lewis	2	0	0.0	0	0.00	0	0.0	0	0.0	39.6
Bob Rowe	2	0	0.0	0	0.00	0	0.0	0	0.0	39.6
David Hill	2	0	0.0	0	0.00	0	0.0	1	50.0	0.0
Jim Arnold	1	0	0.0	0	0.00	0	0.0	0	0.0	39.6
Greg Barton	1	0	0.0	0	0.00	0	0.0	0	0.0	39.6
Mike Black	1	0	0.0	0	0.00	0	0.0	0	0.0	39.6
Chuck DeShane	1	0	0.0	0	0.00	0	0.0	0	0.0	39.6
Bobby Felts	1	0	0.0	0	0.00	0	0.0	0	0.0	39.6
Gordon Gore	1	0	0.0	0	0.00	0	0.0	0	0.0	39.6
John Hall	1	0	0.0	0	0.00	0	0.0	0	0.0	39.6
Pat Harder	1	0	0.0	0	0.00	0	0.0	0	0.0	39.6
Ken Jenkins	1	0	0.0	0	0.00	0	0.0	0	0.0	39.6
Ron Jessie	1	0	0.0	0	0.00	0	0.0	0	0.0	39.6
John Jett	1	0	0.0	0	0.00	0	0.0	0	0.0	39.6
Horace King	1	0	0.0	0	0.00	0	0.0	0	0.0	39.6
Amos Marsh	1	0	0.0	0	0.00	0	0.0	0	0.0	39.6
Don McIlhenny	1	0	0.0	0	0.00	0	0.0	0	0.0	39.6
Alvin Moore	1	0	0.0	0	0.00	0	0.0	0	0.0	39.6
Eddie Payton	1	0	0.0	0	0.00	0	0.0	0	0.0	39.6
Brett Perriman	1	0	0.0	0	0.00	0	0.0	0	0.0	39.6
Tracy Porter	1	0	0.0	0	0.00	0	0.0	0	0.0	39.6
Freddie Scott	1	0	0.0	0	0.00	0	0.0	0	0.0	39.6
Leonard Thompson	1	0	0.0	0	0.00	0	0.0	0	0.0	39.6
Matt Blundin	1	0	0.0	0	0.00	0	0.0	1	100.0	0.0
Gary Lowe	1	0	0.0	0	0.00	0	0.0	1	100.0	0.0
Buddy Parker	1	0	0.0	0	0.00	0	0.0	1	100.0	0.0
Wilbur White	1	0	0.0	0	0.00	0	0.0	1	100.0	0.0
Sam Wyche	1	0	0.0	0	0.00	0	0.0	1	100.0	0.0
139. Mark Royals	1	1	100.0	-8	-8.00	0	0.0	0	0.0	79.2
Passers	23,459	11,851	50.5	155,606	6.63	996	4.2	1,395	5.8	61.6

ALL-TIME SCORING

Player	TD	Ru	Pa	Misc	PAT	FG	2 pt	S	Total
1. Eddie Murray	0	0	0	0	381	244	0	0	1,113
2. Jason Hanson	0	0	0	0	247	168	0	0	751
3. Barry Sanders	109	99	10	0	0	0	0	0	654
4. Errol Mann	0	0	0	0	213	141	0	0	636
5. Doak Walker	34	12	21	1	183	49	0	0	534
6. Herman Moore	57	0	57	0	0	0	2	0	346
7. Wayne Walker	2	0	0	2	172	53	0	1	345
8. Billy Sims	47	42	5	0	0	0	0	0	282
9. Jim Martin	0	0	0	0	91	56	0	0	259
10. Dutch Clark	27	24	3	0	56	12	0	0	254
11. Leonard Thompson	39	3	35	1	0	0	0	0	234
12. Terry Barr	38	2	35	1	0	0	0	0	228
13. Mel Farr	36	26	10	0	0	0	0	0	216
14. James Jones	33	23	10	0	0	0	0	0	198
15. Benny Ricardo	0	0	0	0	76	40	0	0	196
16. Bobby Layne	13	13	0	0	62	18	0	0	194
17. Leon Hart	32	5	26	1	0	0	0	0	192
Cloyce Box	32	0	32	0	0	0	0	0	192
19. Bill Dudley	24	5	15	4	30	5	0	0	189
20. Charlie Sanders	31	0	31	0	0	0	0	0	186

Player	TD	Ru	Pa	Misc	PAT	FG	2 pt	S	Total
21. Nick Pietrosante	30	28	2	0	0	0	0	0	180
Gail Cogdill	30	0	28	0	0	0	0	0	180
Altie Taylor	30	24	6	0	0	0	0	0	180
24. Larry Watkins	28	2	26	0	0	0	0	0	168
25. John Greene	27	0	26	1	0	0	0	1	164
26. Brett Perriman	25	0	25	0	0	0	3	0	156
Johnnie Morton	24	0	23	1	0	0	0	0	144
Bob Hoernschemeyer	24	17	7	0	0	0	0	0	144
29. Pat Harder	11	8	3	0	34	14	0	0	142
30. Dexter Bussey	23	18	5	0	0	0	0	0	138
David Hill	23	0	23	0	0	0	0	0	138
31. Steve Owens	22	20	2	0	0	0	0	0	132
Howard Cassady	22	6	16	0	0	0	0	0	132
32. Gene Gedman	21	17	4	0	0	0	0	0	126
Ernie Caddel	21	18	2	1	0	0	0	0	126
34. Jim Gibbons	20	0	20	0	0	0	0	0	120
Jim Doran	20	0	19	1	0	0	0	0	120
36. Greg Landry	19	19	0	0	0	0	0	0	114
Freddie Scott	19	1	18	0	0	0	0	0	114
Earl McCullouch	19	0	19	0	0	0	0	0	114
Dorne Dibble	19	0	19	0	0	0	0	0	114
Dan Lewis	19	16	3	0	0	0	0	0	114
41. Jeff Chadwick	18	1	17	0	0	0	0	0	108
42. Glenn Presnell	10	8	1	1	19	9	0	0	106
43. Bill Shepherd	14	11	1	2	10	3	0	0	103
44. Dave Middleton	17	2	15	0	0	0	0	0	102
45. Tom Watkins	16	10	3	3	0	0	0	0	96
Tom Nowatzke	16	12	4	0	0	0	0	0	96
Robert Clark	16	0	16	0	0	0	0	0	96
Pat Studstill	16	0	15	1	0	0	0	0	96
Bob Westfall	16	11	5	0	0	0	0	0	96
Ace Gutowsky	16	16	0	0	0	0	0	0	96
51. Ron Jessie	14	2	10	2	0	0	0	1	86
52. Willie Green	14	0	14	0	0	0	0	0	84
Rick Kane	14	12	2	0	0	0	0	0	84
Richard Johnson	14	0	14	0	0	0	0	0	84
Pete Mandley	14	1	11	2	0	0	0	0	84
Lew Carpenter	14	9	4	1	0	0	0	0	84
Horace King	14	9	5	0	0	0	0	0	84
Garry James	14	12	2	0	0	0	0	0	84
Amos Marsh	14	11	3	0	0	0	0	0	84
60. Tommy Vardell	13	12	1	0	0	0	0	0	78
Rodney Peete	13	13	0	0	0	0	0	0	78
Lloyd Cardwell	13	8	5	0	0	0	0	0	78
Jack Christensen	13	2	0	11	0	0	0	0	78
Eric Hipple	13	13	0	0	0	0	0	0	78
Frank Sinkwich	8	7	0	1	24	2	0	0	78
Garo Yepremian	0	0	0	0	33	15	0	0	78
67. Chuck Hanneman	5	1	4	0	19	7	0	0	70
68. Lem Barney	11	0	0	11	0	0	0	0	66
Earl "Jug" Girard	11	2	9	0	0	0	0	0	66
70. Milt Plum	5	5	0	0	14	6	0	0	62
71. Scott Mitchell	10	10	0	0	0	0	0	0	60
Ray Jarvis	10	0	10	0	0	0	0	0	60
Jim Ninowski	10	10	0	0	0	0	0	0	60
Harry Hopp	10	5	3	2	0	0	0	0	60
Elmer Hackney	10	8	1	1	0	0	0	0	60
76. Byron "Whizzer" White	9	7	1	1	2	0	0	0	56
77. Bill Callihan	5	1	4	0	0	0	0	0	55
78. Mark Nichols	9	0	9	0	0	0	0	0	54
Ken Webb	9	8	1	0	0	0	0	0	54
80. Augie Lio	1	0	0	1	38	2	0	0	50
81. Ulysses Norris	8	0	8	0	0	0	0	0	48
John Henry Johnson	8	7	1	0	0	0	0	0	48
Gary Danielson	8	7	1	0	0	0	0	0	48
Derrick Moore	8	7	1	0	0	0	0	0	48
85. Leroy Zimmerman	0	0	0	0	30	5	0	0	45
86. Steve Mike-Mayer	0	0	0	0	19	8	0	0	43
87. Mel Gray	7	0	0	7	0	0	0	0	42
Joe Margucci	7	4	3	0	0	0	0	0	42
Joe Don Looney	7	6	1	0	0	0	0	0	42
David Lewis	7	0	7	0	0	0	0	0	42

Player	TD	Ru	Pa	Misc	PAT	FG	2 pt	S	Total
Bob Mann	7	0	7	0	0	0	0	0	42
Bill Gambrell	7	0	7	0	0	0	0	0	42
Bill Bowman	7	3	3	1	0	0	0	0	42
Art Van Tone	7	1	5	1	0	0	0	0	42
95. Regis Monahan	1	0	0	1	7	9	0	0	40
Gerry Perry	0	0	0	0	19	7	0	0	40
97. Jack Matheson	6	0	5	1	0	0	0	1	38
Jim O'Brien	0	0	0	0	14	8	0	0	38
99. Yale Lary	6	0	0	6	0	0	0	0	36
Tobin Rote	6	6	0	0	0	0	0	0	36
Lawrence Gaines	6	5	1	0	0	0	0	0	36
Clyde LeForce	6	2	3	1	0	0	0	0	36
Camp Wilson	6	6	0	0	0	0	0	0	36
104. Merv Pregulman	0	0	0	0	26	2	0	0	32
105. Nick Eddy	5	3	2	0	0	0	0	0	30
Levi Johnson	5	0	0	5	0	0	0	0	30
Jerry Reichow	5	0	5	0	0	0	0	0	30
Don McIlhenny	5	3	2	0	0	0	0	0	30
Dave Diehl	5	0	4	1	0	0	0	0	30
Carl Bland	5	0	5	0	0	0	0	0	30
Bill Triplett	5	4	1	0	0	0	0	0	30
Alvin Moore	5	4	1	0	0	0	0	0	30
113. Monk Moscrip	2	0	1	1	15	0	0	0	27
Jerry DePoyster	0	0	0	0	18	3	0	0	27
115. Frank Christensen	4	2	2	0	2	0	0	0	26
116. Wally Triplett	4	1	0	3	0	0	0	0	24
Steve Junker	4	0	4	0	0	0	0	0	24
Scott Williams	4	3	1	0	0	0	0	0	24
Rob Rubick	4	1	3	0	0	0	0	0	24
Ollie Cline	4	3	1	0	0	0	0	0	24
Ned Mathews	4	1	1	2	0	0	0	0	24
Mike Lucci	4	0	0	4	0	0	0	0	24
Marlin Briscoe	4	0	4	0	0	0	0	0	24
Luther Blue	4	0	4	0	0	0	0	0	24
Jessie Thompson	4	0	4	0	0	0	0	0	24
Howard Weiss	4	3	0	1	0	0	0	0	24
Gary Ellerson	4	3	1	0	0	0	0	0	24
Dwight Sloan	4	4	0	0	0	0	0	0	24
Dick LeBeau	4	0	0	4	0	0	0	0	24
Bob Gagliano	4	4	0	0	0	0	0	0	24
Bob Cifers	4	0	4	0	0	0	0	0	24
Bill Malinchak	4	0	4	0	0	0	0	0	24
Aubrey Matthews	4	0	4	0	0	0	0	0	24
Rich Karlis	0	0	0	0	12	4	0	0	24
Mike Prindle	0	0	0	0	6	6	0	0	24
136. Chuck DeShane	2	0	0	2	10	0	0	0	22
137. Dave Ryan	3	2	0	1	0	1	0	0	21
138. Harry Ebding	10	0	7	3	0	0	0	0	20
George Jamison	3	0	0	3	0	0	0	1	20
140. Willie Clay	3	0	0	3	0	0	0	0	18
William White	3	0	0	3	0	0	0	0	18
Terry Greer	3	0	3	0	0	0	0	0	18
Steve Belichick	3	2	0	1	0	0	0	0	18
Sam Williams	3	0	0	3	0	0	0	0	18
Ron Rivers	3	3	0	0	0	0	0	0	18
Ray Williams	3	1	1	1	0	0	0	0	18
Pete Chryplewicz	3	0	3	0	0	0	0	0	18
Larry Hand	3	0	0	3	0	0	0	0	18
Ken "Ike" Peterson	3	3	0	0	0	0	0	0	18
John Wright	3	0	2	1	0	0	0	0	18
John Schneller	3	0	3	0	0	0	0	0	18
Joe Schmidt	3	0	0	3	0	0	0	0	18
Jimmie Giles	3	0	3	0	0	0	0	0	18
Jeff Campbell	3	0	3	0	0	0	0	0	18
Robert J. Smith	3	0	0	3	0	0	0	0	18
Germane Crowell	3	0	3	0	0	0	0	0	18
Ed O'Neil	3	0	1	2	0	0	0	0	18
Ed Klewicki	3	0	2	1	0	0	0	0	18
Ed Frutig	3	0	3	0	0	0	0	0	18
Earl Morrall	3	3	0	0	0	0	0	0	18
Don Doll	3	1	0	2	0	0	0	0	18
Chuck Fenenbock	3	1	1	1	0	0	0	0	18

Player	TD	Ru	Pa	Misc	PAT	FG	2 pt	S	Total
Anthony Carter	3	0	3	0	0	0	0	0	18
Bob Thomas	0	0	0	0	3	5	0	0	18
165. Charles "Cotton" Price	2	2	0	0	4	0	0	0	16
166. Tracy Scroggins	2	0	0	2	0	0	0	1	14
Bennie Blades	2	0	0	2	0	0	0	1	14
168. John Helms	0	0	0	0	4	3	0	0	13
169. Wayne Rasmussen	2	0	0	2	0	0	0	0	12
Vince Thompson	2	2	0	0	0	0	0	0	12
Vern Huffman	2	1	0	1	0	0	0	0	12
Ty Hallock	2	0	2	0	0	0	0	0	12
Terry Fair	2	0	0	2	0	0	0	0	12
Rodney Holman	2	0	2	0	0	0	0	0	12
Robbie Martin	2	0	0	2	0	0	0	0	12
Reggie Brown	2	0	0	2	0	0	0	0	12
Ray Oldham	2	0	0	2	0	0	0	0	12
Ray Crockett	2	0	0	2	0	0	0	0	12
Ralph Heywood	2	0	2	0	0	0	0	0	12
Peter Kmetovich	2	0	2	0	0	0	0	0	12
Nick Ryder	2	1	1	0	0	0	0	0	12
Mike Weger	2	0	0	2	0	0	0	0	12
Lindy Pearson	2	2	0	0	0	0	0	0	12
Leon Crosswhite	2	2	0	0	0	0	0	0	12
Kent "Rip" Ryan	12	1	1	0	0	0	0	0	12
Karl Sweetan	2	2	0	0	0	0	0	0	12
Karl Bernard	2	2	0	0	0	0	0	0	12
Jon Staggers	2	0	2	0	0	0	0	0	12
John Hilton	2	0	2	0	0	0	0	0	12
Joe Watt	2	0	2	0	0	0	0	0	12
Joe Reed	2	2	0	0	0	0	0	0	12
Jim Callahan	2	2	0	0	0	0	0	0	12
Jeff Komlo	2	2	0	0	0	0	0	0	12
Jack Johnson	2	0	1	1	0	0	0	0	12
Father Lumpkin	2	1	0	1	0	0	0	0	12
Eric Lynch	2	2	0	0	0	0	0	0	12
Eddie Payton	2	0	0	2	0	0	0	0	12
Dick Booth	2	1	1	0	0	0	0	0	12
David Sloan	2	0	2	0	0	0	0	0	12
Danny Bradley	2	0	2	0	0	0	0	0	12
Cory Schliesinger	2	0	2	0	0	0	0	0	12
Byron Bailey	2	2	0	0	0	0	0	0	12
Bryant Westbrook	2	0	0	2	0	0	0	0	12
Bobby Williams	2	0	0	2	0	0	0	0	12
Bobby Felts	2	2	0	0	0	0	0	0	12
Bob Keene	2	0	2	0	0	0	0	0	12
Bo Robinson	2	2	0	0	0	0	0	0	12
Billy Jefferson	2	1	0	1	0	0	0	0	12
Bill Munson	2	2	0	0	0	0	0	0	12
Bill Fisk	2	0	2	0	0	0	0	0	12
Bill DeCorrevont	2	0	2	0	0	0	0	0	12
Andy Farkas	2	0	2	0	0	0	0	0	12
Alvin Hall	2	0	0	2	0	0	0	0	12
Al Barnes	2	0	2	0	0	0	0	0	12
116. Darius McCord	1	0	0	1	0	0	0	2	10
117. Philip Martinovich	0	0	0	0	0	3	0	0	9
118. Sonny Gandee	1	0	0	1	0	0	0	1	8
Jerry Ball	1	0	0	1	0	0	0	1	8
Doug English	0	0	0	0	0	0	0	4	8
121. Devon Mitchell	1	0	0	1	0	0	0	0	6
William Swiacki	1	0	1	0	0	0	0	0	6
William Gay	1	0	0	1	0	0	0	0	6
Walter Rasby	1	0	1	0	0	0	0	0	6
Walt Williams	1	0	0	1	0	0	0	0	6
Tracy Porter	1	0	1	0	0	0	0	0	6
Tracy Hayworth	1	0	0	1	0	0	0	0	6
Tony Calvelli	1	0	0	1	0	0	0	0	6
Tommie Boyd	1	0	1	0	0	0	0	0	6
Tom Hupke	1	0	0	1	0	0	0	0	6
Tom Hall	1	0	1	0	0	0	0	0	6
Tom Dublinski	1	1	0	0	0	0	0	0	6
Ted Cremer	1	0	1	0	0	0	0	0	6
Ted Cook	1	0	1	0	0	0	0	0	6
Stephen Boyd	1	0	0	1	0	0	0	0	6

Player	TD	Ru	Pa	Misc	PAT	FG	2 pt	S	Total
Sheldon White	1	0	0	1	0	0	0	0	6
Scott Hunter	1	1	0	0	0	0	0	0	6
Scott Conover	1	0	1	0	0	0	0	0	6
Rudy Redmond	1	0	0	1	0	0	0	0	6
Roy Zimmerman	1	1	0	0	0	0	0	0	6
Ron Kramer	1	0	1	0	0	0	0	0	6
Ricky Smith	1	0	0	1	0	0	0	0	6
Richard Rifenburg	1	0	1	0	0	0	0	0	6
Reggie Pinkney	1	0	0	1	0	0	0	0	6
Reggie Barrett	1	0	1	0	0	0	0	0	6
Raymond Morse	1	0	1	0	0	0	0	0	6
Paul Moore	1	0	1	0	0	0	0	0	6
Mike Wells	1	0	0	1	0	0	0	0	6
Mike Johnson	1	0	0	1	0	0	0	0	6
Mike Farr	1	0	1	0	0	0	0	0	6
Melvin Jenkins	1	0	0	1	0	0	0	0	6
Mel Grooms	1	0	1	0	0	0	0	0	6
Maurice Britt	1	0	1	0	0	0	0	0	6
Marv Hubbard	1	1	0	0	0	0	0	0	6
Mark Lewis	1	0	1	0	0	0	0	0	6
Luther Bradley	1	0	0	1	0	0	0	0	6
LaVern Torgeson	1	0	0	1	0	0	0	0	6
Larry Vargo	1	0	0	1	0	0	0	0	6
Larry Ball	1	0	0	1	0	0	0	0	6
Ken Jenkins	1	1	0	0	0	0	0	0	6
Kelly Mote	1	0	1	0	0	0	0	0	6
Johnnie Robinson	1	0	0	1	0	0	0	0	6
John Pingel	1	1	0	0	0	0	0	0	6
John Henderson	1	0	1	0	0	0	0	0	6
Joe Ferguson	1	1	0	0	0	0	0	0	6
Jimmy Williams	1	0	0	1	0	0	0	0	6
Jimmie Jones	1	1	0	0	0	0	0	0	6
Jim Cain	1	0	0	1	0	0	0	0	6
Jerry Holmes	1	0	0	1	0	0	0	0	6
Jason Phillips	1	0	1	0	0	0	0	0	6
James Wilder	1	0	1	0	0	0	0	0	6
James Hunter	1	0	0	1	0	0	0	0	6
J.D. Hill	1	0	1	0	0	0	0	0	6
Ivan Schottel	1	0	1	0	0	0	0	0	6
Herman Hunter	1	0	1	0	0	0	0	0	6
Harely Sewell	1	0	0	1	0	0	0	0	6
Gil Mains	1	0	0	1	0	0	0	0	6
George Grimes	1	0	1	0	0	0	0	0	6
Gene Washington	1	0	1	0	0	0	0	0	6
Gary Lee	1	0	1	0	0	0	0	0	6
Fred Enke	1	1	0	0	0	0	0	0	6
Frank Tripucka	1	1	0	0	0	0	0	0	6
Frank Grigonis	1	1	0	0	0	0	0	0	6
Erik Kramer	1	1	0	0	0	0	0	0	6
Eric Truvillian	1	0	1	0	0	0	0	0	6
Emil Banjavic	1	0	1	0	0	0	0	0	6
Elmer "Tippy" Madarik	1	1	0	0	0	0	0	0	6
Dick Jauron	1	0	0	1	0	0	0	0	6
Dick "Night Train" Lane	1	0	0	1	0	0	0	0	6
Del Ritchhart	1	0	0	1	0	0	0	0	6
David Ryan	1	0	1	0	0	0	0	0	6
Darrell Tully	1	1	0	0	0	0	0	0	6
Craig Cotton	1	0	1	0	0	0	0	0	6
Corey Raymond	1	0	0	1	0	0	0	0	6
Clarence Self	1	0	0	1	0	0	0	0	6
Chris Spielman	1	0	0	1	0	0	0	0	6
Chick Maggiolo	1	0	0	1	0	0	0	0	6
Charlie Batch	1	1	0	0	0	0	0	0	6
Cecil Souders	1	0	1	0	0	0	0	0	6
Carl Karilivacz	1	0	0	1	0	0	0	0	6
Bobby Thompson	1	1	0	0	0	0	0	0	6
Bob Pickard	1	0	1	0	0	0	0	0	6
Bob Bell	1	0	0	1	0	0	0	0	6
Bill Swain	1	0	0	1	0	0	0	0	6
Bill Stits	1	0	0	1	0	0	0	0	6
Bill Moore	1	0	1	0	0	0	0	0	6
Ben Hightower	1	0	1	0	0	0	0	0	6

Player	TD	Ru	Pa	Misc	PAT	FG	2 pt	S	Total
Ben Davis	1	0	0	1	0	0	0	0	6
Angelo King	1	0	0	1	0	0	0	0	6
Alex Wojchiechowicz	1	0	0	1	0	0	0	0	6
Roger Brown	0	0	0	0	0	0	0	3	6
Bruce Maher	0	0	0	0	0	0	0	3	6
Jimmy Allen	1	0	0	1	0	0	0	0	6
314. Darrell Grymes	2	0	2	0	0	0	0	0	4
315. Damon Tassos	0	0	0	0	3	0	0	0	3
Ted Pavelec	0	0	0	0	0	1	0	0	3
Robert Nelson	0	0	0	0	0	1	0	0	3
318. Mike Fanning	0	0	0	0	0	0	0	1	2
John Prchlik	0	0	0	0	0	0	0	1	2
Jim Mitchell	0	0	0	0	0	0	0	1	2
Gary Lowe	0	0	0	0	0	0	0	1	2
Ernie Price	0	0	0	0	0	0	0	1	2
Eddie Cole	0	0	0	0	0	0	0	1	2
Dennis Gaubatz	0	0	0	0	0	0	0	1	2
Bob Long	0	0	0	0	0	0	0	1	2
Alex Karras	0	0	0	0	0	0	0	1	2
326. Sam Busich	0	0	0	0	1	0	0	0	1
Mickey Zofko	0	0	0	0	1	0	0	0	1
Jim Hardy	0	0	0	0	1	0	0	0	1
Team	0	0	0	0	0	0	0	9	18

Note: Miscellaneous touchdowns represent return touchdowns and lateral passing scores.

ALL-TIME INTERCEPTIONS LIST

Player	INT.	Yards	Avg.	TD	Player	INT.	Yards	Avg.	TD
1. Dick LeBeau	62	762	12.3	3	45. Dave Ryan	7	195	27.9	0
2. Lem Barney	56	1,077	19.2	7	Alvin Hall	7	144	20.6	1
3. Yale Lary	50	787	15.7	2	Jerry Holmes	7	109	15.6	1
4. Jack Christensen	46	717	15.6	3	Duane Galloway	7	104	14.9	0
5. Jim David	36	259	7.2	0	49. Bill Dudley	6	107	17.8	1
6. Robert J. Smith	29	719	24.8	3	Kent "Rip" Ryan	6	65	10.8	0
7. James Hunter	27	279	10.3	1	Lloyd Cardwell	6	57	9.5	0
8. Don Doll	26	464	17.8	2	Jim Laslavic	6	53	8.8	0
9. Joe Schmidt	24	294	12.3	2	Art Van Tone	6	45	7.5	0
10. Jimmy Allen	24	231	9.6	0	William Graham	6	44	7.3	0
11. Levi Johnson	21	549	26.1	5	Paul Naumoff	6	38	6.3	0
Mike Lucci	21	308	14.7	4	Ken Fantetti	6	29	4.8	0
Dick "Night Train" Lane	21	272	13.0	1	Jim Gillette	6	17	2.8	0
14. Bruce McNorton	20	111	5.6	0	Joe Watt	6	6	1.0	0
Bobby Watkins	20	85	4.3	0	59. Elmer Hackney	5	135	27.0	0
16. Gary Lowe	19	257	13.5	0	Byron "Whizzer" White	5	119	23.8	1
17. Mike Weger	17	205	12.1	1	Bryant Westbrook	5	113	22.6	2
18. Ray Crockett	16	244	15.3	1	Larry Hand	5	110	22.0	3
Bruce Maher	16	235	14.7	0	Terry Barr	5	91	18.2	0
Wayne Rasmussen	16	189	11.8	2	John Greene	5	87	17.4	0
21. Charlie Weaver	15	137	9.1	0	Ray Oldham	5	84	16.8	2
22. Dick Jauron	14	328	23.4	1	Chuck DeShane	5	78	15.6	1
Wayne Walker	14	163	11.6	1	Bob Long	5	78	15.6	0
Alex Wojchiechowicz	14	127	9.1	1	Ed O'Neil	5	65	13.0	0
25. William White	13	214	16.5	1	Detrius Johnson	5	57	11.4	0
LaVern Torgeson	13	160	12.3	1	Bob Wiese	5	54	10.8	0
27. Bennie Blades	12	219	18.3	1	Terry Taylor	5	26	5.2	0
28. Willie Clay	11	227	20.6	1	Augie Lio	5	19	3.8	0
Jimmy Williams	11	87	7.9	0	73. Elmer "Tippy" Madarik	4	115	28.8	0
30. James Griffin	10	195	19.5	0	Roger Brown	4	113	28.3	2
Carl Karilivacz	10	153	15.3	1	Damon Tassos	4	79	19.8	0
Bill Slits	10	91	9.1	1	Frank Sinkwich	4	67	16.8	1
Ryan McNeil	10	73	7.3	0	Walt Williams	4	60	15.0	1
Garry Cobb	10	66	6.6	0	Alex Karras	4	57	14.3	0
35. George Jamison	9	177	19.7	2	Jim Martin	4	55	13.8	0
Ned Mathews	9	172	19.1	1	Harry Hopp	4	43	10.8	1
Luther Bradley	9	96	10.7	1	Ron Rice	4	43	10.8	0
Stan White	9	80	8.9	0	Kevin Scott	4	35	8.8	0
Tom Vaughn	9	57	6.3	0	Melvin Jenkins	4	34	8.5	0
Bobby L. Thompson	9	9	1.0	0	Sonny Gandee	4	29	7.3	0
41. Devon Mitchell	8	148	18.5	1	Robert Massey	4	25	6.3	0
Mark Carrier	8	127	15.9	0	Chris Spielman	4	14	3.5	0
Corey Raymond	8	85	10.6	1	Clyde Leforce	4	13	3.3	0
Bill Callihan	8	62	7.8	0	88. Reggie Pinkney	3	83	27.7	1
					Mike Johnson	3	71	23.7	1
					Roosevelt Barnes	3	69	23.0	0

Player	INT.	Yards	Avg.	TD	Player				
Jim Mello	3	61	20.3	0	Dan Bunz	1	17	17.0	0
Chick Maggiolo	3	46	15.3	0	Charles "Cotton" Price	1	16	16.0	0
Ivan Trebotich	3	46	15.3	0	Herb Welch	1	16	16.0	0
Tom Hall	3	45	15.0	0	Emil Banjavic	1	15	15.0	0
Sheldon White	3	44	14.7	1	Jim Hill	1	15	15.0	0
Harry Colon	3	31	10.3	0	Ed Berrang	1	14	14.0	0
Darius McCord	3	31	10.3	0	Elvin Liles	1	14	14.0	0
Jack Liningar	3	20	6.7	0	Ryan Stewart	1	14	14.0	0
Pat Swilling	3	16	5.3	0	Lou Tomasetti	1	13	13.0	0
Dennis Gibson	3	15	5.0	0	Vince Banonis	1	12	12.0	0
Al Kaporch	3	15	5.0	0	Billy Jefferson	1	12	12.0	0
Mervin Pregulman	3	15	5.0	0	Frank Szymanski	1	11	11.0	0
Ernie Clark	3	14	4.7	0	Steve Belichick	1	10	10.0	0
Dick Flanagan	3	14	4.7	0	Tom Colella	1	10	10.0	0
Bob DeFruiter	3	8	2.7	0	Bill Feldhaus	1	10	10.0	0
Charlie West	3	7	2.3	0	Sloko Gill	1	9	9.0	0
Bob Pifferini	3	3	1.0	0	John Hall	1	9	9.0	0
Clarence Self	3	3	1.0	1	Ben Hightower	1	9	9.0	0
John Wiethe	3	3	1.0	0	Jimmy Hill	1	9	9.0	0
Ralph Cherry	3	2	0.7	0	John Bostic	1	8	8.0	0
Van Malone	3	0	0.0	0	Ted Cremer	1	8	8.0	0
112. Rudy Redmond	2	91	45.5	1	Keith Ferguson	1	7	7.0	0
Ben Davis	2	81	40.5	1	Jack Dugger	1	6	6.0	0
Dennis Gaubatz	2	71	35.5	0	Robert Porcher	1	5	5.0	0
Doak Walker	2	60	30.0	0	Joe Watson	1	5	5.0	0
Tony Calvelli	2	51	25.5	1	Stephen Boyd	1	4	4.0	0
Robert Nelson	2	41	20.5	0	Richard Jordan	1	4	4.0	0
Chuck Fenenbock	2	38	19.0	0	Harley Sewell	1	4	4.0	0
Lee Riley	2	38	19.0	0	Dwight Sloan	1	4	4.0	0
Chuck Hanneman	2	34	17.0	0	William Frizzell	1	3	3.0	0
Wayne Smith	2	33	16.5	0	Charles Benson	1	2	2.0	0
Ken Sandifer	2	27	13.5	0	Gerry Conlee	1	2	2.0	0
Leon Hart	2	22	11.0	0	Joh Panelli	1	2	2.0	0
Mickey Sanzotta	2	16	8.0	0	Eric Williams	1	2	2.0	0
Carl Brettschneider	2	15	7.5	0	Mike Burns	1	1	1.0	0
William Gay	2	14	7.0	0	Dan Owens	1	1	1.0	0
Bob Keane	2	14	7.0	0	Don Panciera	1	1	1.0	0
Howard Weiss	2	14	7.0	0	Russ Thomas	1	1	1.0	0
Tim McKyer	2	10	5.0	0	Bruce Alexander	1	0	0.0	0
Al "Bubba" Baker	2	9	4.5	0	Robert Bailey	1	0	0.0	0
Les Bingaman	2	9	4.5	0	Mike Cofer	1	0	0.0	0
Jim Callahan	2	8	4.0	0	Miller Farr	1	0	0.0	0
Bill Schroll	2	8	4.0	0	Rob Fredrickson	1	0	0.0	0
Thurman McGraw	2	6	3.0	0	Tony Furst	1	0	0.0	0
Hector Gray	2	5	2.5	0	Tracy Hayworth	1	0	0.0	0
Ted Cook	2	0	0.0	0	Victor Jones	1	0	0.0	0
Greg Jeffries	2	0	0.0	0	Al Latimer	1	0	0.0	0
138. Lew Carpenter	1	73	73.0	1	Milton Mack	1	0	0.0	0
Bill Swain	1	50	50.0	1	Jim Mitchell	1	0	0.0	0
Larry Vargo	1	42	42.0	1	Kelley Mote	1	0	0.0	0
Jim Doran	1	39	38.0	0	Niko Noga	1	0	0.0	0
Ricky Smith	1	34	34.0	1	Bill Quinlan	1	0	0.0	0
Jim Ricca	1	33	33.0	0	Tracy Scroggins	1	0	0.0	0
Jackie Lowther	1	32	32.0	0	Dick Stovall	1	0	0.0	0
Bob Westfall	1	30	30.0	0	Sean Vanhorse	1	0	0.0	0
Kevin Abrams	1	29	29.0	0	Chet Wetterlund	1	0	0.0	0
Dave Whitsell	1	29	29.0	0	Bobby Williams	1	0	0.0	0
Chris Oldham	1	28	28.0	0	Leroy Zimmerman	1	0	0.0	0
Dorne Dibble	1	26	26.0	0					
Frank Grigonis	1	26	26.0	0					
George Grimes	1	26	26.0	0					
Max Massner	1	26	26.0	0					
Melvin Grooms	1	25	25.0	0					
Bruce Rhodes	1	24	24.0	0					
Dick Compton	1	23	23.0	0					
LeRoy Irvin	1	22	22.0	0					
Sam Williams	1	22	22.0	1					
Jack Matheson	1	21	21.0	0					
James Harrell	1	20	20.0	0					
Glen Morris	1	20	20.0	0					
John Polanski	1	20	20.0	0					
Dick Booth	1	18	18.0	0					

ALL-TIME PUNTING				
Player	No.	Yards	Avg.	Bk
1. Jim Arnold	536	22,893	42.7	0
2. Yale Lary	503	22,279	44.3	4
3. Herman Weaver	436	17,715	40.6	1
4. Mike Black	272	11,181	41.1	0
5. Tom Skladany	268	11,363	42.4	0
6. Pat Studstill	187	7,925	42.4	0
7. Robert J. Smith	182	7,768	42.7	1
8. John Jett	150	6,468	43.1	0
9. Earl "Jug" Girard	129	5,343	41.4	0
10. Mark Royals	126	5,413	43.0	0
11. Lem Barney	113	4,006	35.5	0

Player	No.	Yards	Avg.	Blk					
12. Byron "Whizzer" White	100	4,129	41.3	0	6. Tom Watkins	86	928	10.8	3
13. Wilbur Summers	93	3,420	36.8	0	7. Jack Christiansen	85	1084	12.8	8
14. Larry Swider	88	3,523	40.0	0	8. Glyn Milburn	81	717	8.9	0
15. Bill Dudley	72	2,760	38.3	1	9. Pat Studstill	59	716	12.1	0
16. Jerry DePoyster	71	2,868	40.4	0	10. Terry Barr	50	262	5.2	0
Harry Hopp	71	2,825	39.8	0	11. John Arnold	47	368	7.8	0
18. Greg Montgomery	63	2,782	44.2	0	12. Dick Jauron	40	405	10.1	0
19. Frank Sinkwich	57	2,996	42.0	0	13. Walter Stanley	36	496	13.8	0
20. Doak Walker	50	1,956	39.1	1	14. Howard Cassady	35	292	8.3	0
21. Roy Zimmerman	49	2,078	42.4	2	15. Tom Vaughn	33	298	9.0	0
22. Earl Morrall	46	1,818	39.5	0	16. Wally Triplett	32	375	11.7	1
23. Johnny Pingel	34	1,438	42.3	0	17. Charlie West	31	260	8.4	0
24. Chuck Fenenbock	33	1,265	38.3	0	18. Bill Dudley	30	448	14.9	2
25. Bob Cifers	30	1,369	45.6	0	Terry Fair	30	189	6.3	0
26. Frank Tripucka	28	1,074	38.4	1	20. Earl "Jug" Girard	29	140	4.8	0
George Grimes	28	1,006	35.9	1	Tom Watkins	29	105	3.6	0
28. Bill Shephard	24	890	37.1	0	22. Jim Steffen	28	178	6.4	0
29. Tom Colella	22	924	45.0	0	23. Eddie Payton	27	273	10.1	1
Camp Wilson	22	868	39.5	1	Ray Williams	27	259	9.6	0
31. Billy Jefferson	20	750	37.5	0	25. Ken Jenkins	24	231	9.6	0
32. Charles "Cotton" Price	18	713	39.6	0	26. Vernon Turner	23	191	8.3	0
33. Dave Ryan	17	668	39.3	0	27. Frank Sinkwich	22	376	17.1	0
34. Raymond Clemons	15	640	42.7	0	Dave Ryan	22	277	12.6	0
35. John Kidd	13	520	40.0	0	29. Byron "Whizzer" White	19	262	13.8	0
36. John James	12	481	40.1	0	30. Doak Walker	18	284	15.8	1
Kent "Rip" Ryan	12	462	38.5	0	31. Joe Watt	16	202	12.6	0
38. Chet Wetterlund	11	449	40.8	0	Jesse Thompson	16	161	10.1	0
39. Joe Stringfellow	9	363	40.3	0	33. Don Doll	15	162	10.8	0
40. Matt Kinzer	7	238	34.0	0	Alvin Hall	15	139	9.3	0
41. John Misko	6	242	40.3	0	35. Lee Riley	14	107	7.6	0
Milch Hoopes	6	235	39.2	0	36. Johnnie Robinson	13	185	14.2	1
43. Bill DeCorrevont	5	293	58.6	0	37. Leonard Thompson	12	136	13.0	0
Emil Banjavic	5	235	47.0	0	Clarence Self	12	129	10.8	0
Ivan Schottel	5	208	41.6	0	Joe Marquucci	12	123	10.3	0
Jackie Lowther	5	205	41.0	0	Ned Mathews	12	122	10.2	0
Eddie Murray	5	192	38.4	0	Danny Bradley	12	53	4.4	0
Bill Malinchak	5	184	36.8	0	42. Chuck Fenenbock	11	123	11.2	0
Charley Sarratt	5	166	33.2	0	Tony Leonard	11	121	11.0	0
Jason Hanson	5	152	30.4	0	Larry Ferguson	11	108	9.8	0
51. Jim Callahan	4	182	45.5	0	45. Tom Hall	10	107	10.7	0
Bob Hemschemeyer	4	147	36.8	0	Harry Hopp	10	91	9.1	0
53. Dwight Sloan	3	97	32.3	0	Bobby L. Thompson	10	47	4.7	0
Rick Duncan	3	77	25.7	0	48. Nick Eddy	9	40	4.4	0
55. Art Van Tone	2	94	47.0	0	49. Art Van Tone	8	117	14.6	0
Dick Compton	2	85	42.5	0	Willie Clay	8	69	8.6	0
Joe Krol	2	74	37.0	0	Luther Blue	8	59	7.4	0
Dom Fucci	2	72	36.0	0	Freddie Scott	8	55	6.9	0
Ned Mathews	2	61	30.5	0	Ken Ellis	8	43	5.4	0
Errol Mann	2	52	26.0	0	54. Bob Keene	7	128	18.3	0
61. Bob Wiese	1	61	61.0	0	Andy Farkas	7	101	14.4	0
Russell Erleben	1	52	52.0	0	Lloyd Cardwell	7	91	13.0	0
Bill Callihan	1	44	44.0	0	Clyde LeForce	7	87	12.4	0
Mickey Sanzotta	1	42	42.0	0	Mickey Sanzotta	7	87	12.4	0
Larry Sartori	1	42	42.0	0	Billy Jefferson	7	69	9.9	0
Dick Weber	1	42	42.0	0	Johnnie Morton	7	48	6.9	0
Milt Piepul	1	35	35.0	0	61. Bill DeCorrevont	6	81	13.5	0
Chuck Hanneman	1	31	31.0	0	Charles "Cotton" Price	6	80	13.3	0
Bob Keene	1	30	30.0	0	Elmer "Tippy" Madarik	6	78	13.0	0
Auggie Lio	1	28	28.0	0	Jim Callahan	6	71	11.8	0
Dick Booth	1	25	25.0	0	Bobby Felts	6	46	7.7	0
Benny Ricardo	1	16	16.0	0	James Hunter	6	28	4.7	0
Bob Westfall	1	11	11.0	0	Gary Lowe	6	8	1.3	0
Jim Jones	1	-9	-9.0	0	68. Chuck DeShane	5	107	21.4	1
Team (Since '76)	15	0	0.0	15	Ray Jarvis	5	62	12.4	0
					Carl Bland	5	59	11.8	0
					Brett Perriman	5	50	10.0	0
					Ken Callicutt	5	25	5.0	0
					Jim Todd	5	12	2.4	0

ALL-TIME PUNT RETURNS

Player	No.	Yards	Avg.	TD					
1. Pete Mandley	143	1360	9.5	2	74. Bob Westfall	4	54	13.5	0
Lem Barney	143	1312	9.2	2	John Hall	4	38	9.5	0
3. Mel Gray	132	1427	10.8	2	Tom Colella	4	25	6.3	0
4. Yale Lary	126	758	6.0	3	Bruce Maher	4	25	6.3	0
5. Robbie Martin	118	1118	9.5	2	Jeff Campbell	4	15	3.8	0

Player	No.	Yards	Avg.	TD					
Tommye Boyd	4	11	2.8	0	8. Rick Kane	61	1,327	21.8	0
Gene Gedman	4	10	2.5	0	9. Jack Christiansen	59	1,329	22.5	0
81. Dave Middleton	3	30	10.0	0	Robbie Martin	59	1,061	18.0	0
Peter Kmetovic	3	26	8.7	0	11. Howard Cassidy	53	1,112	21.0	0
Chet Wetterlund	3	26	8.7	0	12. Terry Fair	51	1,428	28.0	2
Marvin Brown	3	16	5.3	0	13. Lem Barney	50	1,274	25.5	1
Clyde Scott	3	14	4.7	0	Garry Lee	50	1,074	21.5	0
Joe Schmidt	3	0	0.0	0	15. Herman Hunter	49	1,007	20.6	0
87. Emil Banjavic	2	29	14.5	0	16. Ron Jessie	47	1,237	26.3	2
Jackie Lowther	2	28	14.0	0	17. Bobby Williams	46	1,219	26.5	2
Robert J. Smith	2	25	12.5	0	18. Ken Callicutt	44	742	16.9	0
Randy Rich	2	18	9.0	0	19. Ken Jenkins	40	855	21.4	0
Bob Hoernschemeyer	2	16	8.0	0	20. Doak Walker	38	968	25.5	0
Kevin Abrams	2	12	6.0	0	Jimmie Jones	38	927	24.4	0
Robert Woods	2	12	6.0	0	Bill Dudley	38	809	21.3	0
Dick Compton	2	11	5.5	0	23. Leonard Thompson	36	799	22.2	0
Andy Dudish	2	10	5.0	0	24. Don Doll	32	808	25.3	0
Jim Gillette	2	10	5.0	0	John Arnold	32	684	21.4	0
Dick Booth	2	8	4.0	0	Vernon Turner	32	653	20.4	0
Bill Callihan	2	5	2.5	0	27. Earl "Jug" Girard	30	648	21.6	0
Carl Karilivacz	2	0	0.0	0	Pete Mandley	30	579	19.3	0
100. Steve Belichick	1	77	77.0	1	29. Mickey Zofko	29	642	22.1	0
Elmer Hackney	1	40	40.0	1	30. Bobby Felts	28	621	22.2	0
Lou Tomasetti	1	18	18.0	0	31. Jim Steffen	27	660	24.4	0
Jim Gibbons	1	14	14.0	0	32. Terry Barr	26	655	25.2	1
Al Kaporch	1	14	14.0	0	Ken Webb	26	549	21.1	0
Rick Kane	1	13	13.0	0	34. Jeff Campbell	25	384	15.4	0
Carl Capria	1	12	12.0	0	35. Ron Rivers	24	477	19.9	0
Ted Cook	1	10	10.0	0	36. Johnnie Morton	22	533	24.2	1
Jack Matheson	1	10	10.0	0	Yale Lary	22	495	22.5	0
Tony Aiello	1	9	9.0	0	Dave Ryan	22	470	21.4	0
Gerald Krall	1	9	9.0	0	39. Ned Mathews	21	576	27.4	1
Mervin Pregulman	1	9	9.0	0	40. James Hunter	19	491	25.8	0
Joel McCoy	1	8	8.0	0	Dick Jauron	19	426	22.4	0
Dick Lane	1	6	6.0	0	42. Eddie Payton	18	457	25.4	1
Lindy Pearson	1	6	6.0	0	Chuck Fenenbock	18	416	23.1	0
Elvin Liles	1	5	5.0	0	Bruce Maher	18	374	20.8	0
Wally Pesuit	1	5	5.0	0	Carl Painter	18	361	20.1	0
George Grimes	1	4	4.0	0	46. Dan Lewis	17	321	18.9	0
Dave Thompson	1	4	4.0	0	Horace King	17	283	16.6	0
Anthony Carter	1	3	3.0	0	48. Carl Bland	16	337	21.1	0
Bob Cifers	1	3	3.0	0	Joe Watt	16	248	15.5	0
Fred Enke	1	3	3.0	0	50. Gene Gedman	15	336	22.4	0
Robert Massey	1	3	3.0	0	Butch Woolfolk	15	318	21.2	0
Jim Hill	1	2	2.0	0	Joe Margucci	15	293	19.5	0
Tommy James	1	2	2.0	0	53. Larry Walton	14	369	26.4	0
Charley Sarratt	1	2	2.0	0	Jessie Thompson	14	346	24.7	0
Walt Williams	1	1	1.0	0	Camp Wilson	14	306	21.9	0
Mark Carrier	1	0	0.0	0	56. Chris Oldham	13	234	18.0	0
Jim David	1	0	0.0	0	Alvin Moore	13	230	17.7	0
Melvin Jenkins	1	0	0.0	0	58. Altie Taylor	12	295	24.6	0
Demetrius Johnson	1	0	0.0	0	Dave Middleton	12	203	16.9	0
Hugh McElhenny	1	0	0.0	0	60. Byron "Whizzer" White	11	285	25.9	0
Bobby Smith	1	0	0.0	0	Frank Sinkwich	11	272	24.7	0
Bill Stits	1	0	0.0	0	Paul Palmer	11	255	23.2	0
Jim Teal	1	0	0.0	0	Bob Westfall	11	190	17.3	0
Garth Ten Napel	1	0	0.0	0	Derrick Moore	11	181	16.5	0
Mike Weger	1	0	0.0	0	Eric Lynch	11	142	12.9	0
Eddie Lewis	1	-1	-1.0	0	66. A.J. Jones	10	226	22.6	0
*Glenn Presnell	1	--	--	1	Bill DeCorrevont	10	183	18.3	0
*Prior to 1941					68. Larry Ferguson	9	231	25.7	0
					Ray Williams	9	228	25.3	1
					Art Van Tone	9	227	25.2	1
					Luther Blue	9	220	24.4	0
					Elmer "Tippy" Madarik	9	200	22.2	0
					Danny Bradley	9	188	20.9	0
					Brett Perriman	9	124	13.8	0
					Walter Stanley	9	95	10.6	0
					76. Wally Triplett	8	411	51.4	1
					Al Clark	8	216	27.0	0
					Jim Callahan	8	174	21.8	0
					Andy Farkas	8	165	20.6	0
					Harry Hopp	8	165	20.6	0

ALL-TIME KICKOFF RETURNS

Player	No.	Yards	Avg.	TD
1. Mel Gray	216	5,478	25.4	5
2. Alvin Hall	128	2,819	22.0	1
3. Glyn Milburn	119	2,942	24.7	0
4. Tom Watkins	91	2,262	24.9	0
5. Pat Studstill	75	1,924	25.7	1
6. Bobby L. Thompson	66	1,517	23.0	0
7. Tom Vaughn	62	1,595	25.7	0

Player	No.	Yards	Avg.	TD					
Tommy Boyd	8	163	20.4	0	Bill Callihan	3	46	15.3	0
Stephen Starring	8	130	16.3	0	Jim Jones	3	44	14.7	0
Dexter Bussey	8	111	13.9	0	Ralph Jones	3	44	14.7	0
84. Bill Bowman	7	202	28.9	1	Ernie Clark	3	42	14.0	0
Robert J. Smith	7	172	24.6	0	Elmer Hackney	3	40	13.3	0
Nick Eddy	7	168	24.0	0	Van Malone	3	38	12.7	0
Tom Hall	7	159	22.7	0	Jim Mello	3	37	12.3	0
Nick Pietrosante	7	156	22.3	0	Blaine Earon	3	25	8.3	0
Nat Terry	7	145	20.7	0	Larry Lee	3	25	8.3	0
Lindy Pearson	7	120	17.1	0	Guy Dennis	3	18	6.0	0
91. Clarence Self	6	155	25.8	0	163. Joe Stringfellow	2	54	27.0	0
Charles "Cotton" Price	6	130	21.7	0	John Polanski	2	49	24.5	0
Johnnie Robinson	6	127	21.2	0	Jason Phillips	2	43	21.5	0
Charlie West	6	112	18.7	0	Randall Morris	2	41	20.5	0
Marvin Brown	6	106	17.7	0	Ron Goovert	2	40	20.0	0
Fred Enke	6	87	14.5	0	Ken Reese	2	40	20.0	0
Andy Bolton	6	86	14.3	0	Mickey Sanzotta	2	40	20.0	0
Jerris McPhail	6	71	11.8	0	Andy Dudish	2	38	19.0	0
Tom Nowatzke	6	60	10.0	0	Tommy Vardell	2	38	19.0	0
Ed Mooney	6	43	7.2	0	Jack Matheson	2	36	18.0	0
101. Dick Booth	5	148	29.6	0	Willie Clay	2	34	17.0	0
Barry Sanders	5	118	23.6	0	Robert Woods	2	34	17.0	0
Lee Riley	5	111	22.2	0	Gene Spangler	2	30	15.0	0
Clyde LeForce	5	108	21.6	0	Ed Frutgl	2	29	14.5	0
Paul Gipson	5	105	21.0	0	Dave Kopay	2	29	14.5	0
Bob Keene	5	105	21.0	0	Jerry Woods	2	28	14.0	0
Bruce Alexander	5	100	20.0	0	Ray Parson	2	26	13.0	0
Paul Sarringhaus	5	95	19.0	0	John Jett	2	24	12.0	0
Ray Jarvis	5	90	18.0	0	Jerry Ball	2	23	11.5	0
Chet Wetterlund	5	89	17.8	0	Lou Creekmur	2	23	11.5	0
Oscar Smith	5	81	16.2	0	Wayne Rasmussen	2	20	10.0	0
Randy Rich	5	73	14.6	0	Ken Fantetti	2	18	9.0	0
Nick Ryder	5	70	14.0	0	Ken Long	2	18	9.0	0
Mike Weger	5	69	13.8	0	Dick LeBeau	2	16	8.0	0
Ollie Clark	5	68	13.6	0	Eric Andolsek	2	15	7.5	0
John Greene	5	59	11.8	0	Bill Fisk	2	15	7.5	0
117. Allen Williams	4	100	25.0	0	Ted Cook	2	14	7.0	0
John Hall	4	86	21.5	0	Jim Martin	2	14	7.0	0
Leon Hart	4	86	21.5	0	Ken Dallafior	2	13	6.5	0
Bill Triplett	4	82	20.5	0	Augie Lio	2	11	5.5	0
Tom Cotella	4	74	18.5	0	Paul Naumoff	2	6	3.0	0
Mark Nichols	4	74	18.5	0	194. Dick Compton	1	55	55.0	0
James Caver	4	71	17.8	0	Steve Belichich	1	36	36.0	0
Don Overton	4	71	17.8	0	Ken Roskie	1	30	30.0	0
Emil Banjavic	4	69	17.3	0	Ed Tillison	1	27	27.0	0
Peter Kmetovic	4	62	15.5	0	Steve Owens	1	26	26.0	0
D. J. Dozier	4	60	15.0	0	Monte Lee	1	25	25.0	0
Jim Hooks	4	60	15.0	0	Dick Weber	1	24	24.0	0
Johnny Olszewski	4	59	14.8	0	Byron Bailey	1	23	23.0	0
Dan Saleumua	4	57	14.3	0	Bruce Maxwell	1	20	20.0	0
Karl Bernard	4	54	13.5	0	Ivan Schottel	1	20	20.0	0
Levi Johnson	4	51	12.8	0	Charlie Ane	1	19	19.0	0
Alex Wojciechowicz	4	47	11.8	0	Lenny Dunlap	1	19	19.0	0
Kelly Mote	4	44	11.0	0	Kevin Glover	1	19	19.0	0
Troy Stradford	4	35	8.8	0	Marv Hubbard	1	18	18.0	0
Mike Meade	4	32	8.0	0	Gerry Perry	1	18	18.0	0
Kevin Scott	4	21	5.3	0	Bobby Smith	1	18	18.0	0
138. Billy Jefferson	3	142	47.3	1	Steve Susic	1	18	18.0	0
Jim Todd	3	105	35.0	0	Lou Tomasetti	1	18	18.0	0
Joe Don Looney	3	75	25.0	0	Paul Szakash	1	17	17.0	0
William Graham	3	72	24.0	0	Alex Karras	1	16	16.0	0
Hugh McElhenny	3	72	24.0	0	Bob Mann	1	16	16.0	0
Freddie Scott	3	72	24.0	0	Gerry Conlee	1	15	15.0	0
Tony Leonard	3	70	23.3	0	Rex Grossman	1	15	15.0	0
Clyde Scott	3	68	22.7	0	Bill Hillman	1	15	15.0	0
John Panelli	3	64	21.3	0	Gordon Jolley	1	15	15.0	0
Dave Whitself	3	63	21.0	0	Stanley Anderson	1	14	14.0	0
Ollie Matson	3	61	20.3	0	Lynn Boden	1	14	14.0	0
Jim Thrower	3	54	18.0	0	Pat Harder	1	14	14.0	0
Gary W. Anderson	3	51	17.0	0	Lou Slaby	1	14	14.0	0
Cloyce Box	3	50	16.7	0	David Sloan	1	14	14.0	0
Bill Stits	3	48	16.0	0	Keith Washington	1	14	14.0	0
					Mike Hennigan	1	13	13.0	0

Player	No.	Yards	Avg.	TD					
Jim Salsbury	1	13	13.0	0	Wally Hilgenberg	1	2	2.0	0
Ted Topor	1	13	13.0	0	James Griffin	1	1	1.0	0
Dick Woit	1	13	13.0	0	Pete Metzelaars	1	1	1.0	0
Bill Gambrell	1	12	12.0	0	Mike Alford	1	0	0.0	0
John Prohlik	1	12	12.0	0	Al Barnes	1	0	0.0	0
John Woodcock	1	12	12.0	0	Anthony Bell	1	0	0.0	0
Leon Crosswhite	1	11	11.0	0	Howard Brown	1	0	0.0	0
Ty Hallock	1	11	11.0	0	Robert Clark	1	0	0.0	0
Jim Cain	1	10	10.0	0	Gene Cronin	1	0	0.0	0
Donnie Elder	1	10	10.0	0	Dave D'Addio	1	0	0.0	0
Aubrey Matthews	1	10	10.0	0	Leon Evans	1	0	0.0	0
Cedric Jackson	1	9	9.0	0	William Gay	1	0	0.0	0
Dan Owens	1	9	9.0	0	Willie Germany	1	0	0.0	0
Jerry Reichow	1	9	9.0	0	Curtis Green	1	0	0.0	0
Ray Crockett	1	8	8.0	0	James Harrell	1	0	0.0	0
Jerry Mazzanti	1	8	8.0	0	George Jamison	1	0	0.0	0
Bo Robinson	1	8	8.0	0	Jimmie Johnson	1	0	0.0	0
Larry Vargo	1	8	8.0	0	Mike Lucci	1	0	0.0	0
August Curly	1	7	7.0	0	Willie McGee	1	0	0.0	0
Sonny Gandee	1	7	7.0	0	Dennis McNight	1	0	0.0	0
Joel McCoy	1	7	7.0	0	Bob Miller	1	0	0.0	0
Cecil Souders	1	7	7.0	0	Art Murakowski	1	0	0.0	0
Joe Schmidt	1	6	6.0	0	Ulysses Norris	1	0	0.0	0
Herb Orvis	1	5	5.0	0	Mike Rabold	1	0	0.0	0
Gail Cogdill	1	4	4.0	0	Ken Russell	1	0	0.0	0
Craig Cotton	1	4	4.0	0	Matt Russell	1	0	0.0	0
Jim Gibbons	1	4	4.0	0	Tom Rychlec	1	0	0.0	0
Dick Stanfel	1	4	4.0	0	Harley Sewell	1	0	0.0	0
Sam Williams	1	4	4.0	0	Jim Simon	1	0	0.0	0
Les Bingaman	1	3	3.0	0	Frank Szymanski	1	0	0.0	0
Barry French	1	3	3.0	0	Charlie Weaver	1	0	0.0	0
Gil Mains	1	3	3.0	0	Jim Yarbrough	1	0	0.0	0
					Jerry Zawadzkas	1	0	0.0	0

Lions' Team Records

(1934-98)

SEASON

RUSHING

Most Attempts

596	(1981, 16 games)
572	(1980, 16 games)
532	(1971, 14 games)
	(1975, 14 games)
524	(1978, 16 games)
516	(1976, 14 games)
514	(1970, 14 games)
513	(1983, 16 games)
507	(1956, 12 games)
496	(1973, 14 games)

Most Yards Gained

2,885	(1936, 12 games)
2,795	(1981, 16 games)
2,763	(1934, 13 games)
2,599	(1980, 16 games)
2,464	(1997, 16 games)
2,376	(1971, 14 games)
2,213	(1976, 14 games)
2,181	(1983, 16 games)
2,163	(1978, 16 games)
2,147	(1975, 14 games)

PASSING

Most Attempts

605	(1995, 16 games)
541	(1996, 16 games)
540	(1997, 16 games)
531	(1984, 16 games)
509	(1987, 15 games)
503	(1983, 16 games)
	(1986, 16 games)
489	(1998, 16 games)
477	(1988, 16 games)
462	(1985, 16 games)
460	(1990, 16 games)

Most Completions

362	(1995, 16 games)
309	(1996, 16 games)
304	(1997, 16 games)
298	(1984, 16 games)
286	(1986, 16 games)
	(1987, 15 games)
274	(1998, 16 games)
264	(1993, 16 games)
263	(1983, 16 games)
254	(1985, 16 games)
252	(1991, 16 games)

Most Yards Gained

4,510	(1995, 16 games)
3,787	(1984, 16 games)
3,605	(1997, 16 games)
3,463	(1996, 16 games)
3,398	(1998, 16 games)
3,328	(1990, 16 games)
3,316	(1985, 16 games)

3,282	(1989, 16 games)
3,150	(1987, 15 games)
3,150	(1992, 16 games)
3,138	(1981, 16 games)

SCORING

Most Points

436	(1995, 16 games)
397	(1981, 16 games)
379	(1997, 16 games)
373	(1990, 16 games)
357	(1994, 16 games)
347	(1970, 14 games)
	(1983, 16 games)
344	(1952, 12 games)
339	(1972, 14 games)
	(1991, 16 games)

Most Touchdowns

50	(1995, 16 games)
46	(1981, 16 games)
46	(1990, 16 games)
44	(1951, 12 games)
43	(1950, 12 games)
	(1952, 12 games)
	(1954, 12 games)
	(1994, 16 games)
	(1997, 16 games)

Least Points Allowed

#176	(1982, 9 games)
177	(1962, 14 games)
188	(1956, 12 games)
	(1969, 14 games)
189	(1954, 12 games)
192	(1952, 12 games)

TOTAL OFFENSE

Most Yards Gained

6,115	(1995, 16 games)
5,933	(1981, 16 games)
5,798	(1997, 16 games)
5,540	(1980, 16 games)
5,318	(1984, 16 games)
5,136	(1983, 16 games)
5,085	(1998, 16 games)
5,013	(1996, 16 games)
5,000	(1994, 16 games)
4,992	(1989, 16 games)
4,984	(1990, 16 games)

Most Offensive Plays

1,076	(1981, 16 games)
1,061	(1983, 16 games)
1,040	(1980, 16 games)
1,037	(1984, 16 games)
1,028	(1997, 16 games)
1,024	(1995, 16 games)
1,011	(1986, 16 games)
1,001	(1978, 16 games)
	(1996, 16 games)
975	(1998, 16 games)
967	(1985, 16 games)

FIRST DOWNS

Most First Downs - Total

349	(1995, 16 games)
340	(1981, 16 games)
317	(1996, 16 games)
315	(1983, 16 games)
308	(1980, 16 games)
306	(1984, 16 games)
304	(1997, 16 games)
287	(1986, 16 games)
281	(1990, 16 games)
280	(1991, 16 games)

Most First Downs - Rushing

167	(1981, 16 games)
143	(1980, 16 games)
136	(1983, 16 games)
131	(1971, 14 games)
123	(1976, 14 games)
120	(1997, 16 games)

Most First Downs - Passing

230	(1995, 16 games)
180	(1996, 16 games)
170	(1984, 16 games)
166	(1997, 16 games)
164	(1994, 16 games)
160	(1998, 16 games)
156	(1983, 16 games)
	(1986, 16 games)
	(1987, 15 games)
152	(1990, 16 games)

Most First Downs - Penalty

34	(1971, 14 games)
33	(1987, 15 games)
32	(1996, 16 games)
31	(1986, 16 games)
28	(1995, 16 games)
25	(1998, 16 games)
23	(1970, 14 games)
	(1972, 14 games)
	(1978, 16 games)
	(1981, 16 games)
	(1983, 16 games)

TOTAL DEFENSE

Least Yards Allowed*

#2,722	(1982, 9 games)
3,084	(1969, 14 games)
3,217	(1962, 14 games)
3,245	(1952, 12 games)
3,365	(1957, 12 games)
3,397	(1980, 12 games)

Least Offensive Plays*

749	(1956, 12 games)
753	(1965, 14 games)
756	(1970, 14 games)
	(1971, 14 games)
768	(1957, 12 games)
	(1969, 14 games)
781	(1959, 12 games)

Least First Downs*

#162	(1982, 9 games)
180	(1962, 14 games)
181	(1956, 12 games)
182	(1969, 14 games)
186	(1970, 14 games)
194	(1953, 12 games)
	(1963, 14 games)

* since 1948

strike-shortened season

INTERCEPTIONS**Most Passes Intercepted**

38	(1953, 12 games)
33	(1952, 12 games)
32	(1949, 12 games)
31	(1950, 12 games)
30	(1954, 12 games)

Most Yards Gained

663	(1953, 12 games)
656	(1949, 12 games)
522	(1973, 14 games)
477	(1952, 12 games)
470	(1963, 14 games)

QUARTERBACK SACKS**Most Sacks By Lions' Defense**

55	(1978, 16 games - 482 yds)
50	(1964, 14 games - 482 yds)
49	(1965, 14 games - 411 yds)
47	(1981, 16 games - 373 yds)
	(1988, 16 games - 393 yds)

Sacks Allowed by Lions' Offense

67	(1976, 14 games - 490 yds)
61	(1984, 16 games - 486 yds)
59	(1992, 16 games - 354 yds)
57	(1989, 16 games - 343 yds)
54	(1977, 14 games - 441 yds)
53	(1985, 16 games - 378 yds)
52	(1988, 16 games - 410 yds)

PENALTIES**Most Times Penalized**

138	(1984, 16 games)
134	(1995, 16 games)
125	(1978, 16 games)
	(1992, 16 games)
121	(1989, 16 games)
	(1998, 16 games)
118	(1983, 16 games)
112	(1981, 16 games)
110	(1979, 16 games)
109	(1994, 16 games)
108	(1996, 16 games)

Most Yards Penalized

1,165	(1984, 16 games)
1,032	(1995, 16 games)
1,019	(1998, 16 games)
1,003	(1978, 16 games)
997	(1981, 16 games)
988	(1983, 16 games)
977	(1989, 16 games)

931	(1966, 14 games)
903	(1992, 16 games)
897	(1979, 16 games)
866	(1997, 16 games)

SINGLE GAME**RUSHING****Most Attempts**

59	at Pittsburgh, 11-9-52
57	vs. Atlanta, 10-3-71
56	at Green Bay, 10-6-57
	vs. Green Bay, 10-28-73
54	at Green Bay, 11-20-83
	at Green Bay, 10-12-86
53	vs. Pittsburgh, 9-24-50

Most Yards Rushing

426	vs. Pittsburgh, 11-4-34
377	vs. N.Y. Yanks, 11-23-50
330	at L.A. Rams, 9-7-80
321	at Pittsburgh, 11-9-52
306	vs. New Orleans, 9-25-77
277	at Minnesota, 11-12-67
273	vs. San Diego, 10-22-78
267	at Minnesota, 11-24-91
266	at Green Bay, 9-20-70

PASSING**Most Attempts**

57	vs. Chicago, 10-9-88
54	at San Francisco, 10-24-54
50	vs. Denver, 10-7-84
	at L.A. Rams, 10-19-86
	at Washington, 10-22-95
	at Atlanta, 11-5-95
	at Oakland, 10-13-96
	vs. Tampa Bay, 9-7-97
49	vs. New York, 12-11-55
48	at Cleveland, 9-28-86
	vs. L.A. Rams, 12-6-87
	at Minnesota, 9-10-95
47	vs. Los Angeles, 10-9-55
	at Minnesota, 10-9-77
	vs. Chicago, 12-22-85
	vs. Green Bay, 10-25-87
	at Minnesota, 9-10-95
	vs. N.Y. Giants, 10-27-96
	at Green Bay, 11-2-97

Most Completions

33	at Cleveland, 9-28-86
	vs. Green Bay, 10-25-87
31	at San Francisco, 10-24-54
	vs. Tampa Bay, 9-21-86
	at L.A. Rams, 10-19-86
	at Oakland, 10-13-96
30	at Washington, 10-22-95
	vs. Minnesota, 11-23-95
29	vs. Tampa Bay, 12-14-80
	vs. Tampa Bay, 9-7-97
28	vs. San Francisco, 9-25-95
27	vs. Los Angeles, 10-9-55
	at New Orleans, 11-14-76
	at Seattle, 12-2-84
	at Green Bay, 10-6-85

26	at Minnesota, 9-10-95
	at Minnesota, 10-9-77
	vs. Minnesota, 12-9-78
	vs. L.A. Rams, 12-6-87
	vs. Chicago, 12-4-95
	at Tampa Bay, 12-23-95

Most Net Yards Passing

395	vs. Minnesota, 11-23-95
375	vs. Pittsburgh, 9-17-53
374	vs. Chicago, 11-5-50
370	vs. San Francisco 11-17-57
353	vs. Green Bay, 11-22-84
352	vs. Minnesota, 12-9-78
349	at San Francisco, 10-24-54
348	at Tampa Bay, 12-23-95
345	at Baltimore, 12-3-50
341	vs. Buffalo, 11-24-94
336	vs. Green Bay, 10-25-87
335	vs. Baltimore, 10-16-54
333	at Oakland, 10-13-96
332	vs. Tampa Bay, 12-14-80

SCORING**Most Points Scored**

59	vs Cleveland (14), 12-29-57
55	vs. Chicago (20), 11-27-97
52	vs G. Bay (35), 11-22-51
	at G. Bay (17), 10-26-52
49	vs NY Yanks (14), 11-23-50
48	vs G. Bay (24), 11-27-52
	vs Chicago (23), 9-26-54
	vs San Fran. (7), 11-14-54
	vs Chicago (17), 10-19-81

Most Touchdowns

7	vs. N.Y. Yanks, 11-23-50
	vs. Green Bay, 11-22-51
	at Green Bay, 10-26-52
	vs. Chicago, 11-27-97
6	vs. Minnesota, 12-9-78
	vs. Pittsburgh, 11-24-83

TOTAL OFFENSE**Most Yards Gained**

582	vs. N.Y. Yanks, 11-23-50
	(377 rushing, 205 passing)
539	vs. Green Bay, 11-22-84
	(186 rushing, 353 passing)
538	at Baltimore, 12-4-50
	(193 rushing, 345 passing)
534	vs. Minnesota, 11-23-95
	(139 rushing, 395 passing)
517	at Dallas, 12-13-52
	(226 rushing, 291 passing)
515	vs. San Fran., 11-17-57
	(145 rushing, 370 passing)
509	at San Francisco, 11-3-63
	(201 rushing, 308 passing)
507	vs. Minnesota, 12-9-78
	(155 rushing, 352 passing)
499	at Washington, 11-8-81
	(222 rushing, 277 passing)
496	vs. Chicago, 11-27-97
	(222 rushing, 274 passing)
494	at L.A. Rams, 9-7-80
	(330 rushing, 164 passing)

Most Offensive Plays

- 92 at G. Bay, 11-23-50 (OT)
(54 rushing, 38 passing)
- 91 at Chicago Bears, 11-22-53
(47 rushing, 44 passing)
- 86 vs. Phil., 11-4-84 (OT)
(38 rushing, 48 passing)
- 83 vs. Boston, 10-9-48
(38 rushing, 45 passing)
- 82 vs. Los Angeles, 10-12-58
(50 rushing, 32 passing)
- at G. Bay, 10-11-87 (OT)
(42 rushing, 40 passing)

FIRST DOWNS

Most First Downs - Total

- 33 vs. Green Bay, 11-22-84
(18 rush, 15 pass)
- 30 vs. Washington, 9-30-51
(17 rush, 11 pass, 2 pen.)
- 29 vs. Cleveland, 9-24-67
(15 rush, 14 pass)
- vs. San Diego, 10-22-78
(15 rush, 13 pass, 1 pen.)
- vs. Minnesota, 12-12-81
(11 rush, 16 pass, 2 pen.)

Most First Downs - Rushing

- 18 vs. Washington, 9-30-51
at L.A. Rams, 9-7-80
- vs. Green Bay, 11-22-84

Most First Downs - Passing

- 20 vs. Minnesota, 11-23-95
- 19 vs. Chicago, 12-4-95
vs. San Francisco, 9-25-95
at L.A. Rams, 10-19-86
vs. Green Bay, 10-25-87
- 18 at Tampa Bay, 12-23-95
at Chicago Bears, 11-5-50
at San Francisco, 10-24-54

Most First Downs - Penalty

- 6 at San Francisco, 10-23-77
vs. Dallas, 11-8-87
- 5 (six times) - most recent
at San Francisco, 12-14-98

Most First Downs - Both Teams

- 54 at San Francisco, 12-14-98
(25 Detroit, 29 San Fran.)
- 53 at Washington, 10-22-95
(27 Detroit, 26 Wash.)
- 51 at San Diego, 9-30-84
(21 Detroit, 30 San Diego)
- vs. Wash. (OT), 11-4-90
(12 Detroit, 39 Washington)
- 50 at Atlanta (OT), 9-9-84
(28 Detroit, 22 Atlanta)
- at Green Bay, 10-28-84
(20 Detroit, 30 Green Bay)

TOTAL DEFENSE

Fewest Total Yards Allowed

- 14 at Chi. Cardinals, 9-15-40
- 24 at Chicago, 11-22-81
(44 rushing, -20 passing)
- 60 vs. Minnesota, 11-24-88
(18 rushing, 42 passing)
- 61 vs. San Francisco, 10-6-63
(71 rushing, -10 passing)
- 63 at Green Bay, 10-28-73
(60 rushing, 3 passing)
- 68 at Green Bay, 11-7-65
(70 rushing, -2 passing)
- 69 at Baltimore, 11-6-54
(39 rushing, 30 passing)
- 75 vs. Chicago, 10-28-62
(60 rushing, 15 passing)
- 79 vs. Chicago, 12-9-73
(46 rushing, 33 passing)

Fewest Rushing Yards Allowed

- 3 at Pittsburgh, 11-9-52
- 4 at Indianapolis, 9-22-91
vs. Atlanta, 9-5-93
- 22 at Los Angeles, 11-4-62
- 25 vs. Pittsburgh, 12-9-56
- 29 at Chicago, 10-18-64

Fewest Passing Yards Allowed

- 31 at Tampa Bay, 9-9-78
- 20 at Chicago, 11-22-81
- 10 vs. San Francisco, 10-6-63
- 2 at Green Bay, 11-7-65
- 0 at Green Bay, 11-1-71
- 1 at San Francisco, 11-2-69
- 3 vs. Green Bay, 10-28-73
- 4 at Cleveland, 12-19-54

Most Total Yards Allowed

- 676 vs. Wash., 11-4-90 (OT)
(194 rushing, 482 passing)
- 566 vs. Kansas City, 10-14-90
(310 rushing, 256 passing)
- 565 vs. San Fran., 12-19-93
(172 rushing, 393 passing)
- 554 vs. Dallas, 9-15-85
(102 rushing, 452 passing)
- 553 at Minnesota, 11-6-88
(198 rushing, 355 passing)
- 546 at Cincinnati, 11-19-89
(99 rushing, 447 passing)
- 542 at Dallas, 9-15-68
(161 rushing, 381 passing)
- vs. Chicago, 9-24-89
(219 rushing, 323 passing)
- 535 vs. Baltimore, 10-19-58
(316 rushing, 219 passing)
- 512 at Oakland, 11-10-74
(284 rushing, 228 passing)
- 505 at San Francisco, 10-20-91
(233 rushing, 272 passing)
- 494 at L.A. Rams, 10-29-50
(65 rushing, 429 passing)
- 485 vs. Philadelphia, 12-17-61
(91 rushing, 394 passing)
- 482 at Green Bay, 10-1-78
(221 rushing, 261 passing)

SACKS BY LIONS DEFENSE

Most Quarterback Sacks

- 11 vs G. Bay (83 yd), 11-22-62
at G. Bay (109 yd), 11-7-65
at Phil. (69 yd) 11-16-86
- 10 at Atlanta (66 yd), 12-8-68
- 9 at G. Bay (69 yd), 12-12-82

Most Sack Yardage

- 109 at Green Bay, 11-7-65

TURNOVERS

Most Total Fumbles

- 10 vs. Minnesota, 12-17-67
- 8 vs. Chi. Cardinals, 9-15-40
at Green Bay, 12-6-92
- 7 at Minnesota, 11-9-80
at Cincinnati, 12-11-83

Most Fumbles Lost

- 6 at Minnesota, 11-24-63
- 5 (three times) most recent
vs. Minnesota, 12-17-67

Most Interceptions Thrown

- 9 vs. Green Bay, 10-24-43
- 7 vs. Chi. Bears, 11-22-42
at Cleveland, 11-26-44
vs. Denver, 10-7-84
- 6 vs. Chicago Bears, 9-26-54

Most Total Turnovers

- 12 vs. Chi. Bears, 11-22-42
- 10 vs. Green Bay, 10-24-43
(9 int., 1 fum.)
- vs. Denver, 10-7-84
(7 int., 3 fum.)

TAKEAWAYS

Most Total Takeaways

- 10 vs. Minnesota, 12-9-62
(5 int., 5 fum.)
- 8 vs. Washington, 10-3-65
(6 int., 2 fum.)
- at Seattle, 10-24-76
(6 int., 2 fum.)
- 7 vs. San Francisco, 10-8-78
(3 int., 4 fum.)

Most Fumbles Recovered

- 6 vs. Cleveland, 9-29-40
vs. Green Bay, 11-27-52

Most Passes Intercepted

- 8 vs. Chicago, 9-22-68
- 7 at Green Bay, 9-17-50
at Los Angeles, 10-26-58
(six times) most recent
- vs. San Francisco, 11-4-73

Most Interception Yards Gained

- 192 at Chicago, 11-18-73 (5 int)
- 142 vs San Fran, 11-4-73 (6 int)
- 140 at Cleve., 10-18-70 (5 int)
- 130 at LA Ram, 10-26-58 (7 int)
- 128 at Chi Card, 10-23-49 (5 int)

Opponent's Individual Records

RUSHING

Most Attempts

- 33 by Steve Van Buren (Philadelphia), 10-3-49
by Chuck Foreman (Minnesota), 12-17-77
by Lamar Smith (Seattle), 11-17-96
- 32 by William Andrews (Atlanta), 9-18-83
by Lewis Tillman (at Chicago), 11-20-94
by Fred Taylor (at Jacksonville), 12-6-98
- 31 by Gerald Riggs (at Atlanta), 9-8-85
by Terry Allen (at Washington), 11-9-97
- 30 by Eric Dickerson (at L.A. Rams), 10-2-83
by James Wilder (Tampa Bay), 10-14-84
by Rodney Hampton (at N.Y. Giants), 10-30-94
by Jamal Anderson (Atlanta), 12-20-98

Most Rushing Yards

- 273 by O.J. Simpson (Buffalo), 11-25-76
- 200 by Barry Word (at Kansas City), 10-14-90
- 199 by Eric Dickerson (at L.A. Rams), 10-2-83
- 198 by Garrison Hearst (at San Francisco), 12-14-98
- 190 by Rick Casares (at Chicago), 12-16-56
- 183 by Fred Taylor (at Jacksonville), 12-6-98
- 174 by Joe Perry (at San Francisco), 11-2-58

Most Rushing TD's

- 3 by John Roland (at St. Louis), 10-1-67
by Clinton Jones (at Minnesota), 11-15-70
by Ed Podolak (Kansas City), 11-25-71
by Kevin Long (at N.Y. Jets), 9-16-79
by Eric Dickerson (at L.A. Rams), 10-2-83
by Vince Evans (at Washington), 10-23-83
by George Wonsley (at Washington), 11-11-84
by Reggie Cobb (at Tampa Bay), 11-10-91
by John Riggins (at Washington), 10-13-85
by Bernie Parmalee (at Miami), 12-25-94
by Jamal Anderson (Atlanta), 10-6-96

Longest Run

- 82† by Elmer Angman (at St. Louis), 10-23-49
by Tom Wilson (L.A. Rams), 10-12-58

PASSING

Most Pass Attempts

- 66 by Chris Miller (at Atlanta), 12-24-89
- 60 by Don Majkowski (Green Bay), 11-12-89
- 52 by Vince Evans (Chicago), 10-16-83
- 50 by Chris Miller (Atlanta), 9-5-93
- 49 by Drew Bledsoe (at New England), 9-12-93
- 48 by Erik Kramer (Chicago), 10-23-94
- 47 by Jim Harbaugh (Chicago), 11-28-91
- 46 by Warren Moon (Minnesota), 11-23-95
- 46 by Don Majkowski (Green Bay), 9-30-90
by Erik Kramer (Chicago), 9-22-96

Most Completions

- 37 by Chris Miller (at Atlanta), 12-24-89
- 35 by Don Majkowski (Green Bay), 11-12-89
- 31 by Jeff George (at Atlanta), 11-5-95
- 30 by Warren Moon (at Houston), 11-5-89
by Warren Moon (Minnesota), 11-23-95
(six times) most recent
- 29 — Brett Favre (Green Bay), 12-4-94

Most Yards

- 403 by Sonny Jurgensen (Philadelphia), 12-17-61
- 399 by Boomer Easiason (at Cincinnati), 11-19-89
- 398 by Warren Moon (Houston), 10-5-86
- 391 by Wade Wilson (at Minnesota), 11-6-88
- 384 by Richard Todd (N.Y. Jets), 12-6-82
by Warren Moon (Minnesota), 11-23-95

Most Passing TD's

- 5 by Norm Van Brocklin (at L.A. Rams), 10-29-50
by Dave Krieg (at Seattle), 12-2-84

Longest Pass Play

- 98† by Bill Wade (Chicago) to John Farrington (10-8-61)

RECEIVING

Most Receptions

- 15 by Steve Largent (Seattle), 10-18-87
- 14 by Ralph Heywood (N.Y. Bulldogs), 12-4-49
by Andre Rison (Atlanta), 9-4-94
- 13 by Art Monk (Washington), 11-4-90

Most Receiving Yards

- 303 by Jim Benton (Cleveland), 11-22-45
- 261 by Steve Largent (Seattle), 10-18-87
- 210 by Sammy White (at Minnesota), 11-7-76
- 207 by Carroll Dale (L.A. Rams), 11-17-63

Most Receiving TD's

- 4 by Don Hutson (at Green Bay), 10-7-45
by Paul Warfield (at Miami), 12-15-73
- 3 by Bill Karr (at Chicago), 11-24-35
by Jack Ferrante (at Philadelphia), 12-12-48
by Carroll Dale (L.A. Rams), 11-17-63
by Wesley Walker (N.Y. Jets), 12-6-82
by Steve Largent (Seattle), 10-18-87

INTERCEPTIONS

Most Interceptions

- 4 by Sammy Baugh (at Washington), 11-14-43
by Bobby Dillon (Green Bay), 11-26-53
- 3 by Frank Reagan (N.Y. Giants), 11-2-47
by Earsell Mackbee (at Minnesota), 10-26-69
by Pery Smith (at St. Louis), 12-3-78
by Darrell Green (at Washington), 11-15-87
by Jack Del Rio (Minnesota), 12-5-93

SCORING

Most Points

- 31 by Don Hutson (at Green Bay), 10-7-45
- 24 by Paul Warfield (at Miami), 12-15-73
- 18 (by 14 players) most recent
Jamal Anderson (Atlanta), 10-6-96

PUNTING

Most Punts

- 14 by Carl Kinscherf (N.Y. Giants), 11-7-43
- 12 by Beryl Clark (at Chicago Cardinals), 9-15-40
- 11 by Bob Parsons (at Chicago), 11-22-81

PUNT RETURNS

Most Returns

- 9 by Cleotha Montgomery (L.A. Raiders), 12-10-84
- 8 by Joe Arenas (San Francisco), 10-16-55
by Hugh McElhenny (at San Francisco), 11-2-58

KICKOFF RETURNS

Most Returns

- 8 by Cadry Ismail (Minnesota), 11-23-95
- 7 by Abe Woodson (San Francisco), 9-23-62
- by Vic Washington (San Francisco), 11-4-73
- by Robert Smith (Minnesota), 12-17-94
- by Tyrone Hughes (at Chicago), 9-14-97

SACKS

Most Sacks

- 4 by Rickey Jackson (New Orleans), 9-18-88
- by Wayne Martin (at New Orleans), 9-21-97

FIELD GOALS

Longest Field Goal

- *63 by Tom Dempsey (at New Orleans), 11-8-70

Most FG's in a Game

- 5 by Bob Waterfield (at L.A. Rams), 12-9-51
- by Roger LeClerc (at Chicago), 12-3-61
- by Jan Stenerud (Minnesota), 9-23-84
- by Gary Anderson (at Minnesota), 9-20-98

Most FG's, 50-yards-plus

- 2 by Jan Stenerud (Minnesota), 9-23-84
- by Paul McFadden (Philadelphia), 11-4-84

MISCELLANEOUS

Most Fumbles Recovered

- 3 by Corwin Clatt (Chicago Cardinals), 11-6-49

* NFL Record

Opponents' Team Records

RUSHING

Most Attempts

- 60 at Pittsburgh, 9-16-73
- 55 Green Bay, 9-3-78
- 54 at San Francisco, 10-20-91
- 53 at L.A. Rams, 10-27-57
- 52 Minnesota, 12-17-77

Most Yards

- 366 at Green Bay, 10-26-47
- 328 at San Francisco, 12-14-98
- 316 Baltimore, 10-19-58
- 310 at Kansas City, 10-14-90
- 309 at Chicago, 12-16-56
- 307 Buffalo, 11-25-76

Most Rushing TD's

- 7 at Chicago, 10-19-41
- 6 San Francisco, 10-1-61

PASSING

Most Pass Attempts

- 66 at Atlanta, 12-24-89
- 63 Washington, 11-4-90
- 62 Dallas, 9-15-85
- 60 Green Bay, 11-12-89
- 52 at Green Bay, 12-12-82
- Green Bay, 12-4-88
- 51 Minnesota, 12-17-94

Most Completions

- 43 Washington, 11-4-90
- 40 Dallas, 9-15-85
- 37 at Atlanta, 12-24-89
- 35 Green Bay, 11-12-89
- 33 at Cincinnati, 11-19-89
- 31 three times: most recent - at Houston, 12-10-95

Most Passing Yards

- 482 Washington, 11-4-90
- 452 Dallas, 9-15-85
- 447 at Cincinnati, 11-19-89

- 430 at Chicago Cardinals, 9-28-47
- 429 at L.A. Rams, 10-29-50
- 398 Houston, 10-5-86

Most Passing TD's

- 6 at Green Bay, 10-7-45
- at L.A. Rams, 10-29-50
- 5 at Baltimore, 10-16-66
- at Seattle, 12-2-84

INTERCEPTIONS

Most Interceptions

- 9 Green Bay, 10-24-43
- 7 Chicago, 11-22-42
- at Cleveland, 11-26-44
- Denver, 10-7-84
- 6 Chicago, 9-26-54

SCORING

Most Points

- 65 at L.A. Rams, 10-29-50
- 59 at Dallas, 9-15-68
- 57 at Green Bay (Mil.), 10-7-45
- 56 at Chicago Cardinals, 11-7-48
- 55 San Francisco, 12-19-93
- 49 at Chicago, 10-19-41
- 49 San Francisco, 10-1-61

Most TD's

- 9 at L.A. Rams, 10-29-50

PUNTING

Most Punts

- 16 at Chicago Cardinals, 9-15-40
- 11 at Chicago, 11-22-81

SACKS

Most Sacks

- 12 Chicago, 12-16-84
- 11 Dallas, 10-6-75
- 8 at Minnesota, 9-25-83
- Philadelphia, 11-4-84
- L.A. Raiders, 12-10-84

- at Minnesota, 10-8-89
- Minnesota, 10-22-89

TOTAL OFFENSE

Most Yards Gained

- 676 Washington, 11-4-90
- 566 at Kansas City, 10-14-90
- 565 San Francisco, 12-19-93
- 554 Dallas, 9-14-86
- 553 at Minnesota, 11-6-88
- 546 at Cincinnati, 11-19-89
- 542 at Dallas, 9-15-68
- Chicago, 9-24-89

TOTAL DEFENSE

Fewest Yards Allowed

- 16 at Chicago Cardinals, 10-17-43
- 60 Minnesota, 11-24-88
- 89 Minnesota, 10-6-87

Fewest Rush Yards Allowed

- 53 at Chicago Cardinals, 10-17-43
- 10 at Chicago Cardinals, 9-15-40
- 17 Green Bay, 10-25-87
- 18 Minnesota, 11-24-88

Fewest Pass Yards Allowed

- 0 Minnesota, 10-10-37
- 21 at Minnesota, 11-6-88
- 38 at Chicago, 11-10-85
- 39 Minnesota, 9-22-74
- 42 Minnesota, 11-24-88
- 54 Green Bay, 11-12-89

MISCELLANEOUS

Most Turnovers Forced

- *12 Chicago, 11-22-42

Fewest 1st Downs Gained
Philadelphia, 9-20-35

* NFL Record

Silverdome Individual Records

RUSHING

Most Attempts

- 36 by James Jones vs. Miami, 10-27-85
 33 by Chuck Foreman (Minnesota), 12-17-77
 by Lamar Smith (Seattle), 11-17-96
 32 by Barry Sanders vs. Miami, 9-15-91

Most Rushing Yards

- 273 by O.J. Simpson (Buffalo), 11-25-76
 237* by Barry Sanders vs. Tampa Bay, 11-13-94
 216 by Barry Sanders vs. Indianapolis, 11-23-97
 188 by Barry Sanders vs. Green Bay, 12-4-94

Most Rushing TD's

- 3 by James Jones vs. Green Bay, 10-9-83
 by Barry Sanders vs. Tampa Bay, 9-29-91
 by Barry Sanders vs. Cleveland, 10-8-95
 by Jamal Anderson vs. Atlanta, 10-6-96
 by Tommy Vardell vs. Indianapolis, 11-23-97
 by Barry Sanders vs. Chicago, 11-27-97
 by Barry Sanders vs. Cincinnati, 9-13-98

Longest Run

- 84 by Barry Sanders vs. Chicago, 10-23-94
 80t by Barry Sanders vs. Indianapolis, 11-23-97
 75t by Barry Sanders vs. Cleveland, 10-8-95

PASSING

Most Pass Attempts

- 60 by Don Majkowski (Green Bay), 11-12-89
 52 by Vince Evans (Chicago), 10-16-83
 50 by Chris Miller (Atlanta), 9-5-93
 *by Scott Mitchell (Detroit), 9-7-97

Most Completions

- 35 by Don Majkowski (Green Bay), 11-12-89
 33* by Chuck Long vs. Green Bay, 10-25-87
 31 by Eric Hipple vs. Tampa Bay, 9-21-86

Most Passing Yards

- 410* by Scott Mitchell vs. Minnesota, 11-23-95
 398 by Warren Moon (Houston), 10-5-86
 384 by Richard Todd (N.Y. Jets), 12-6-82
 384 by Warren Moon (Minnesota), 11-23-95

Most Passing TD's

- 5* by Gary Danielson vs. Minnesota, 12-9-78

Longest Pass Play

- 94t by Eric Hipple-to-Leonard Thompson vs. Chicago, 10-19-81

RECEIVING

Most Receptions

- 15 by Steve Largent (Seattle), 10-18-87
 14 by Andre Rison (Atlanta), 9-4-94
 by Herman Moore vs. Chicago, 12-4-95*

Most Receiving Yards

- 261 by Steve Largent (Seattle), 10-18-87
 248 by Richard Johnson vs. New Orleans, 12-3-89
 183 by Herman Moore vs. Chicago, 12-4-95

Most Receiving TD's

- 3 (seven times) most recent — Herman Moore vs. Green Bay, 10-29-95

INTERCEPTIONS

Most Interceptions

- 3 by Perry Smith (St. Louis), 12-3-78
 by Bobby Watkins vs. Green Bay, 1-2-83
 by Jack Del Rio (Minnesota), 12-5-93

Longest Interception Return

- #101t by George Teague (Green Bay), 1-8-94

SCORING

Most Points

- 18 (13 times) most recent — Barry Sanders vs. Chicago, 11-27-97

Most Return TD's

- 2 by Eddie Payton vs. Minnesota (p-1, k-1), 12-17-77

PUNTING

Most Points

- 10 by Mike Black vs. L.A. Raiders, 12-10-84
 by Mark Royals vs. Tampa Bay, 9-8-96

Longest Punt

- 74 by Tom Skladany vs. Oakland, 9-27-81

PUNT RETURNS

Most Returns

- 9 by Cleotha Montgomery (Raiders), 12-10-84
 8 by Eddie Payton vs. Tampa Bay, 11-20-77
 by Ray Williams vs. Tampa Bay, 12-14-80

Longest Punt Return

- 87t by Eddie Payton vs. Minnesota, 12-17-77

KICKOFF RETURNS

Most Returns

- 8 by Mel Gray vs. Dallas, 11-8-92
 by Qadry Ismail (Minnesota), 11-23-95
 7 by Gary Lee vs. Green Bay, 10-25-87
 by Robert Smith (Minnesota), 12-17-94

Longest Kickoff Return

- 105t by Terry Fair vs. Tampa Bay, 9-28-98
 102t by Mel Gray vs. Chicago, 10-23-94

SACKS

Most Sacks

- 4.0 by Rickey Jackson (New Orleans), 9-18-88
 3.5 by Robert Porcher vs. Indianapolis, 11-23-97

FIELD GOALS

Longest Field Goal

- 56 by Ali Haji-Skeikh (N.Y. Giants), 11-7-83
 by Jason Hanson vs. Cleveland, 10-8-95*
 55 by Jason Hanson vs. Indianapolis, 11-23-97
 53 (six times; most recent — Joe Nedney (Arizona), 11-1-98)

Most FG's in a Game

- 5 by Jan Stenerud (Minnesota), 9-23-84
 4 (13 times) most recent — Jason Hanson vs. Pittsburgh, 11-26-98

Post-season Game

* Lions' record

Silverdome Team Records

RUSHING

Most Attempts

55 by Green Bay, 9-3-78
52 by Minnesota, 12-17-77

Most Yards

307 by Buffalo, 11-25-76
306 vs. New Orleans, 9-25-77
273 vs. San Diego, 10-22-78

PASSING

Most Pass Attempts

63 by Washington, 11-4-90
62 by Dallas, 9-15-85
60 by Green Bay, 11-12-89
57 vs. Chicago, 10-9-88

Most Completions

43 by Washington, 11-4-90
40 by Dallas, 9-15-85
35 by Green Bay, 11-12-89
33 vs. Green Bay, 10-25-87

Most Passing Yards

482 by Washington, 11-4-90
452 by Dallas, 9-15-85
410 vs. Minnesota, 11-23-95
398 by Houston, 10-5-86
395 by Detroit, 11-23-95

Most Passing TD's

5 vs. Minnesota (12-9-78)

INTERCEPTIONS

Most Interceptions

7 by Denver, 10-7-84

SCORING

Most Points

55 by San Francisco, 12-19-93
by Detroit, 11-27-97
51 by Detroit, 10-19-81
47 by Chicago, 9-24-89
45 by Detroit, 12-9-78
by Detroit, 12-12-81
by Detroit, 11-24-83
44 by Green Bay, 11-27-86
by Detroit, 11-23-95
by Detroit, 12-17-95
41 by Detroit, 11-17-85
by Wash. (OT), 11-4-90
by Detroit, 12-17-94
40 by Detroit, 11-27-86
by Detroit, 11-22-90

Most TD's

7 by San Francisco, 12-19-93
by Detroit, 11-27-97
6 by Detroit, 12-9-78
by Detroit, 10-19-81
by Detroit, 12-12-81
by Detroit, 11-24-83

TOTAL OFFENSE

Most Yards Gained

676 by Washington, 11-4-90
565 by San Francisco, 12-19-93
554 by Dallas, 9-14-86
542 by Chicago, 9-24-89
534 by Detroit, 11-23-95

TOTAL DEFENSE

Fewest Yards Allowed

60 by Minnesota, 11-24-88
89 by Minnesota, 10-6-87

SACKS

MOST SACKS

12 by Chicago, 12-16-84
11 by Dallas, 10-6-75

DETROIT LIONS' RECORD IN THE PONTIAC SILVERDOME

Year	W	L	T	Pct.
1975	4	3	0	.571
1976	5	2	0	.714
1977	5	2	0	.714
1978	5	3	0	.625
1979	2	6	0	.250
1980	6	2	0	.750
1981	7	1	0	.875
1982	2	3	0	.400
1983	6	2	0	.750
1984	2	5	1	.313
1985	6	2	0	.750
1986	1	7	0	.125
1987	1	6	0	.143
1988	2	6	0	.250
1989	4	4	0	.500
1990	3	5	0	.375
1991	8	0	0	1.000
1992	3	5	0	.375
1993	5	3	0	.625
1994	6	2	0	.750
1995	7	1	0	.875
1996	4	4	0	.500
1997	6	2	0	.750
1998	4	4	0	.500
TOTAL	104	1	80	.565

Lions' Post-Season Games

Record: 7-9

1935 NFL Championship 12/15/35 N.Y. Giants 7 DETROIT26	1957 NFL Playoff 12/22/57 DETROIT31 San Francisco.....27	1991 NFC Divisional Playoff 1/5/92 Dallas..... 6 DETROIT38
1952 NFL Playoff 12/21/52 L.A. Rams21 DETROIT31	1957 NFL Championship 12/29/57 Cleveland.....14 DETROIT59	1991 NFC Championship 1/12/92 DETROIT10 Washington.....41
1952 NFL Championship 12/28/52 DETROIT17 Cleveland..... 7	1970 NFC Divisional Playoff 12/26/70 DETROIT 0 Dallas..... 5	1993 NFC First-Round Playoff 1/8/94 Green Bay.....28 DETROIT24
1953 NFL Championship 12/27/53 Cleveland.....16 DETROIT17	1982 NFC First-Round Playoff 1/8/83 DETROIT..... 7 Washington.....31	1994 NFC First-Round Playoff 12/31/94 DETROIT.....12 Green Bay.....16
1954 NFL Championship 12/26/54 DETROIT10 Cleveland.....56	1983 NFC Divisional Playoff 12/31/83 DETROIT.....23 San Francisco.....24	1995 NFC First-Round Playoff 12/30/95 DETROIT37 Philadelphia58
		1997 NFC First-Round Playoff 12/28/97 DETROIT10 Tampa Bay20

Lions' Team Playoff Records

TOTAL OFFENSE

Most First Downs

26	at Philadelphia, 12-30-95
25	vs. Green Bay, 1-8-94
23	vs. Dallas, 1-5-92
22	at San Francisco, 12-22-57 vs. Cleveland, 12-29-57 at San Francisco, 12-31-83

Most Net Yards

438	vs. Cleveland, 12-29-57
422	at Philadelphia, 12-30-95
421	vs. Dallas, 1-5-92

RUSHING

Most Yards Rushing

235	vs. N.Y. Giants, 12-15-35
188	at San Francisco, 12-31-83
175	vs. Green Bay, 1-8-94

PASSING

Most Passing Attempts

52	at Philadelphia, 12-30-95
44	at Cleveland, 12-26-54
42	at Washington, 1-12-92
40	at Tampa Bay, 12-28-97
38	at San Francisco, 12-31-83
38	vs. Dallas, 1-5-92

Most Passing Completions

29	vs. Dallas, 1-5-92
27	at Philadelphia, 12-30-95
25	at Washington, 1-12-92

Most Yards Passing

350	at Philadelphia, 12-30-95
337	vs. Dallas, 1-5-92
296	vs. Cleveland, 12-29-57
269	at Washington, 1-8-83

TOTAL DEFENSE

Most Net Yards Allowed

452	at Philadelphia, 12-30-95
418	at Cleveland, 12-28-52
366	at San Francisco, 1-8-83

Fewest Net Yards Allowed

194	vs. N.Y. Giants, 12-15-35
220	vs. Cleveland, 12-27-53

Most Sacks

3	vs. Cleveland, 12-27-53
3	vs. Dallas, 1-5-92

TURNOVERS-TAKEAWAYS

Most Fumble Recoveries

3	vs. N.Y. Giants, 12-15-35
2	at Cleveland, 12-26-54 vs. Dallas, 1-5-92

Most Passes Intercepted

5	vs. Cleveland, 12-29-57
4	vs. L.A. Rams, 12-21-52
3	at San Francisco, 12-22-57

Most Fumbles Lost

4	vs. N.Y. Giants, 12-15-35
3	at San Francisco, 12-22-57 at Washington, 1-8-83

MISCELLANEOUS

Time Of Possession

35:34	vs. Green Bay, 1-8-94
33:53	at San Fran., 12-31-83
31:24	at Washington, 1-12-92

Most Penalties

7	at San Francisco, 12-22-57
7	at San Francisco, 12-31-83
7	at Washington, 1-12-92
7	at Philadelphia, 12-30-95

Lions' Individual Career Playoff Records

RUSHING

Most Carries

- 91 by Barry Sanders, 1989-
37 by Bob Hoernschemeyer,
1950-55
33 by Bobby Layne, 1950-58
26 by Billy Sims, 1980-84
23 by Doak Walker, 1950-55

Most Yards Gained

- 386 by Barry Sanders, 1989-
146 by Doak Walker, 1950-55
123 by Bob Hoernschemeyer,
1950-55
120 by Bobby Layne, 1950-58
114 by Billy Sims, 1980-84

Most Rushing Touchdowns

- 2 by Pat Harder, 1951-53
by Doak Walker, 1950-55
by Thomas Tracy, 1956-57
by Gene Gedman, 53,56-58
by Billy Sims, 1980-84

PASSING

Most Attempts

- 102 by Erik Kramer, 1991-93
97 by Bobby Layne, 1950-58
49 by Tobin Rote, 1957-59

Most Completions

- 72 by Erik Kramer, 1991-93
46 by Bobby Layne, 1950-58
28 by Tobin Rote, 1957-59

Most Yards

- 838 by Erik Kramer, 1991-93
568 by Bobby Layne, 1950-58
494 by Tobin Rote, 1957-59

Most Touchdowns

- 5 by Tobin Rote, 1957-59
5 by Erik Kramer, 1991-93

Most Interceptions

- 12 by Bobby Layne, 1950-58
5 by Gary Danielson, 76-84
by Erik Kramer, 1991-93
by Scott Mitchell, 1994-98

RECEIVING

Most Receptions

- 25 by Brett Perriman, 1991-96
24 by Herman Moore, 1991-
21 by Barry Sanders, 1989-
14 by Willie Green, 1991-93
13 by Leonard Thompson,
1975-86
by Steve Junker, 57, 59-61

Most Yards Receiving

- 405 by Herman Moore, 1991-
299 by Brett Perriman, 1991-96
247 by James Doran, 1951-59
224 by Leonard Thompson,
1975-86
202 by Willie Green, 1991-93
201 by Steve Junker, 57, 59-61

Most Touchdowns Receiving

- 3 by Willie Green, 1991-93
by Steve Junker, 57, 59-61
by James Doran, 1951-59
by Brett Perriman, 1991-96
by Herman Moore, 1991-
by David Sloan, 1995-

INTERCEPTIONS

Most Interceptions

- 3 by Joe Schmidt, 1953-65
2 by Melvin Jenkins, 1991-93

SCORING

Most Points

- 24 by Eddie Murray, 1980-91
by Pat Harder, 1951-53
21 by Doak Walker, 1950-55

Most Touchdowns

- 3 by Willie Green, 1991-93
by Steve Junker, 57,59-61

Most Field Goals

- 5 by Eddie Murray, 1980-91
2 by Jason Hanson, 1992-
by Pat Harder, 1951-53
by Doak Walker, 1950-55
by James Martin, 1951-61

PUNTING

Most Punts

- 11 by Jim Arnold, 1986-93
8 by Greg Montgomery, 1994
by Herman Weaver, 70-76
by Yale Lary, 1952-53, 56-64

Most Punting Yardage

- 517 by Jim Arnold, 1986-93
391 by Herman Weaver, 70-76
316 by Yale Lary, 52-53,56-64

Best Punting Average

- 48.8 by Herman Weaver, 70-76
47.0 by Jim Arnold, 1986-93
43.6 by Robert Smith, 1953-54

PUNT RETURNS

Most Returns

- 7 by Mel Gray, 1989-
6 by Robbie Martin, 1981-84
5 by Lem Barney, 1967-77

Most Return Yards

- 78 by Mel Gray, 1989-
43 by Robbie Martin, 1981-84
20 by Lem Barney, 1967-77

KICKOFF RETURNS

Most Returns

- 15 by Mel Gray, 1989-
8 by Alvin Hall, 1981-85,87

Most Return Yards

- 372 by Mel Gray, 1989-94
168 by Alvin Hall, 1981-85,87
140 by Glyn Milburn, 1996-97
108 by Ron Rivers, 1995-

Lions' Individual Single-Game Playoff Records

RUSHING

Most Carries

- 27 by Barry Sanders vs. Green Bay (1-8-94)
- 20 by Billy Sims at San Francisco (12-31-83)
- 18 by Barry Sanders vs. Tampa Bay (12-28-97)

Most Yards Gained

- 169 by Barry Sanders vs. Green Bay (1-8-94)
- 114 by Billy Sims at San Francisco (12-31-83)
- 97 by Doak Walker at Cleveland (12-28-52)
- 86 by Thomas Tracy at San Francisco (12-22-57)

Most Rushing Touchdowns

- 2 by Pat Harder vs. L.A. Rams (12-21-52)
- by Thomas Tracy at San Francisco (12-22-57)
- by Billy Sims at San Francisco (12-31-83)

PASSING

Most Attempts

- 42 by Bobby Layne at Cleveland (12-26-54)
- 38 by Eric Hipple at Washington (1-8-83)
- by Gary Danielson at San Fran. (12-31-83)
- by Erik Kramer vs. Dallas (1-5-92)

Most Completions

- 29 by Erik Kramer vs. Dallas (1-5-92)
- 24 by Gary Danielson at San Fran. (12-31-83)
- 22 by Eric Hipple at Washington (1-8-83)
- by Erik Kramer vs. Green Bay (1-8-94)

Most Yards

- 341 by Erik Kramer vs. Dallas (1-5-92)
- 298 by Eric Hipple at Washington (1-8-83)
- 280 by Tobin Rote vs. Cleveland (12-29-57)

Most Touchdowns

- 4 by Tobin Rote vs. Cleveland (12-29-57)

Most Interceptions

- 6 by Bobby Layne at Cleveland (12-26-54)
- 5 by Gary Danielson at San Fran. (12-31-83)
- 4 by Bobby Layne vs. L.A. Rams (12-21-52)
- by Scott Mitchell at Philadelphia (12-30-95)

RECEIVING

Most Receptions

- 10 by Brett Perriman vs. Green Bay (1-8-94)
- 8 by Steve Junker at San Francisco (12-22-57)
- by Willie Green vs. Dallas (1-5-92)
- 7 by Leonard Thompson at Washington (1-8-83)
- by Aubrey Matthews at Philadelphia (12-30-95)
- by Herman Moore at Philadelphia (12-30-95)

Most Yards Receiving

- 150 by Leonard Thompson at Washington (1-8-83)
- by Brett Perriman vs. Green Bay (1-8-94)
- 133 by Herman Moore at Philadelphia (12-30-95)
- 115 by Willie Green vs. Dallas (1-5-92)
- 109 by Steve Junker vs. Cleveland (12-29-57)

Most Touchdowns Receiving

- 2 by Steve Junker vs. Cleveland (12-29-57)
- by Willie Green vs. Dallas (1-5-92)
- by David Sloan at Philadelphia (12-30-95)

INTERCEPTIONS

Most Interceptions

- 1 (by several players) — most recent
- Ron Rice at Tampa Bay (12-28-97)

SCORING

Most Points

- 19 by Pat Harder vs. L.A. Rams (12-21-52)
- 12 by Thomas Tracy at San Francisco (12-22-57)
- by Steve Junker vs. Cleveland (12-29-57)
- by Billy Sims at San Francisco (12-31-83)
- by Willie Green vs. Dallas (1-5-92)
- by David Sloan at Philadelphia (12-30-95)

Most Touchdowns

- 2 by Pat Harder vs. L.A. Rams (12-21-52)
- by Thomas Tracy at San Francisco (12-22-57)
- by Steve Junker vs. Cleveland (12-29-57)
- by Billy Sims at San Francisco (12-31-83)
- by Willie Green vs. Dallas (1-5-92)
- by David Sloan at Philadelphia (12-30-95)

Most Field Goals

- 3 by Eddie Murray at San Francisco (12-31-83)

PUNTING

Most Punts

- 8 by Greg Montgomery at Green Bay (12-31-94)
- by Herman Weaver at Dallas (12-26-70)
- 6 by Robert Smith at Cleveland (12-28-52)
- by Earl Girard at Cleveland (12-26-54)

Most Punting Yardage

- 391 by Herman Weaver at Dallas (12-26-70)
- 292 by Greg Montgomery at Green Bay (12-31-94)
- 248 by Earl Girard at Cleveland (12-26-54)

Best Punting Average

- 48.8 by Herman Weaver at Dallas (12-26-70)
- 48.3 by Jim Arnold vs. Green Bay (1-8-94)
- 47.0 by Jim Arnold at Washington (1-12-92)

PUNT RETURNS

Most Returns

- 5 by Lem Barney at Dallas (12-26-70)
- 4 by Robbie Martin at San Francisco (12-31-83)

Most Return Yards

- 30 by Robbie Martin at San Francisco (12-31-83)
- 26 by Mel Gray vs. Dallas (1-5-92)
- 22 by Mel Gray vs. Green Bay (1-8-94)

KICKOFF RETURNS

Most Returns

- 6 by Alvin Hall at Washington (1-8-83)
by Ron Rivers at Philadelphia (12-30-95)
- 5 by Mel Gray at Washington (1-12-92)
by Glyn Milburn at Tampa Bay (12-28-97)

Most Return Yards

- 159 by Mel Gray at Green Bay (12-31-94)
- 140 by Glyn Milburn at Tampa Bay (12-28-97)
- 134 by Mel Gray at Washington (1-12-92)

LONGEST PLAYS

Rushing Play

- 671 by Doak Walker at Cleveland (12-28-52)
- 581 by Thomas Tracy at San Fran.(12-22-57)
- 56 by Billy Sims at San Francisco (12-31-83)

Kickoff Return

- 68 by Mel Gray at Green Bay (12-31-94)
- 55 by Mel Gray at Washington (1-12-92)
- 40 by Ron Rivers at Philadelphia (12-30-95)
- 38 by Mel Gray at Green Bay (12-31-94)

Pass Play

- 78t by Tobin Rote-to-James Doran vs. Cleveland (12-29-57)
- 68t by Don Majkowski-to-Herman Moore at Philadelphia, (12-30-95)

Punt Return

- 22 by Mel Gray vs. Green Bay (1-8-94)
- 17 by Mel Gray at Green Bay (12-31-94)
- 13 by Mel Gray vs. Dallas (1-5-92)

Punt

- 73 by Yale Lary vs. Cleveland (12-27-53)
- 61 by Herman Weaver at Dallas (12-26-70)
- 58 by Jim Arnold vs. Dallas (1-5-92)

Interception Return

- 41t by Melvin Jenkins vs. Dallas (1-5-92)
- 31 by Mike Weger at Dallas (12-26-70)
- 24 by Bobby Watkins at San Francisco (12-31-83)

Field Goal

- 54 by Eddie Murray at San Francisco (12-31-83)
- 47 by Jason Hanson vs. Green Bay (1-8-94)
- 43 by Pat Harder vs. L.A. Rams (12-21-52)

Lions' Seasonal Leaders

RUSHING

Year	Player	Att.	Yds.	Avg.	TD
1934	Dutch Clark	122	763	6.3	8
1935	Ernie Caddel	87	450	5.2	—
1936	Ace Gutowsky	191	827	4.3	—
1937	Dutch Clark	96	468	4.9	6
1938	Bill Shepherd	100	455	4.6	—
1939	Bill Shepherd	85	420	4.9	—
1940	Byron White*	146	514	3.5	5
1941	Byron White	89	238	2.7	6
1942	Mickey Sanzotta	71	268	3.8	—
1943	Frank Sinkwich	93	266	2.9	—
1944	Frank Sinkwich	150	563	3.8	6
1945	Bob Westfall	82	234	2.9	6
1946	Camp Wilson	64	207	3.2	3
1947	Camp Wilson	89	412	4.6	0
1948	Camp Wilson	157	612	3.9	2
1949	Bill Dudley	125	402	3.2	4
1950	Bob Hoernschemeyer	84	471	5.6	1
1951	Bob Hoernschemeyer	132	678	5.1	2
1952	Bob Hoernschemeyer	106	457	4.3	4
1953	Bob Hoernschemeyer	101	482	4.8	7
1954	Lew Carpenter	104	476	4.6	3
1955	Lew Carpenter	137	543	4.0	6
1956	Gene Gedman	135	479	3.5	7
1957	John Henry Johnson	129	621	4.8	5
1958	Tobin Rote	77	351	4.6	3
1959	Nick Pietrosante	76	447	5.9	3
1960	Nick Pietrosante	161	872	5.4	8
1961	Nick Pietrosante	201	841	4.2	5
1962	Dan Lewis	120	488	4.1	6
1963	Dan Lewis	133	528	4.0	2
1964	Nick Pietrosante	147	526	3.6	4
1965	Amos Marsh	131	495	3.8	6
1966	Tom Nowatzke	151	512	3.4	6
1967	Mel Farr	206	860	4.2	3
1968	Mel Farr	128	597	4.7	3
1969	Bill Triplett	111	377	3.4	3
1970	Mel Farr	166	717	4.3	9
1971	Steve Owens	246	1,035	4.2	8
1972	Altie Taylor	154	658	4.3	4
1973	Altie Taylor	176	719	4.1	5
1974	Altie Taylor	150	532	3.5	5
1975	Dexter Bussey	157	696	4.4	2
1976	Dexter Bussey	196	858	4.4	3
1977	Horace King	155	521	3.4	1
1978	Dexter Bussey	225	924	4.1	5
1979	Dexter Bussey	144	625	4.3	1
1980	Billy Sims	313	1,303	4.2	13
1981	Billy Sims	296	1,437	4.9	13
1982	Billy Sims	172	639	3.7	4
1983	Billy Sims	220	1,040	4.7	7
1984	Billy Sims	130	687	5.3	5
1985	James Jones	244	886	3.6	6
1986	James Jones	252	903	3.6	8
1987	James Jones	96	342	3.6	0
1988	Garry James	182	552	3.0	5
1989	Barry Sanders	280	1,470	5.3	14
1990	Barry Sanders*	255	1,304	5.1	13
1991	Barry Sanders	342	1,548	4.5	16
1992	Barry Sanders	312	1,352	4.3	9
1993	Barry Sanders	243	1,115	4.6	3
1994	Barry Sanders*	331	1,883	5.7	7
1995	Barry Sanders	314	1,500	4.8	11
1996	Barry Sanders*	307	1,553	5.1	11
1997	Barry Sanders*	335	2,053	6.1	11
1998	Barry Sanders	343	1,491	4.3	4

RECEIVING

Year	Player	No.	Yds.	Avg.	TD						
1934	Harry Ebbing	9	257	28.5	—	1968	Earl McCullouch	40	680	17.0	5
1935	Ernie Caddel	10	171	17.1	—	1969	Charlie Sanders	42	656	15.6	3
1936	Ernie Caddel	19	150	7.9	—	1970	Charlie Sanders	40	544	13.6	6
1937	Ernie Caddel	9	80	8.9	—	1971	Steve Owens	32	350	10.9	2
1938	Lloyd Cardwell	9	138	15.3	5	1972	Altie Taylor	29	250	8.6	2
1939	Monk Moscrip	14	176	12.6	—	1973	Charlie Sanders	28	433	15.5	2
1940	Lloyd Cardwell	20	349	17.5	—	1974	Ron Jessie	54	761	14.1	3
1941	Bill Fisk	9	140	15.6	—	1975	Charlie Sanders	37	486	13.1	3
1942	Bill Fisk	15	177	11.8	—	1976	Ray Jarvis	39	822	21.1	5
1943	Harry Hopp	17	229	13.5	6	1977	Horace King	40	238	6.0	0
1944	Jack Matheson	23	361	15.7	3	1978	David Hill	53	633	11.9	4
1945	Johnny Greene	26	550	21.2	5	1979	Fred Scott	62	829	13.4	5
1946	Johnny Greene	20	289	14.5	2	1980	Fred Scott	53	834	15.7	4
1947	Johnny Greene	38	621	16.3	5	1981	Fred Scott	53	1,022	19.3	5
1948	Joe Margucci	36	450	12.5	2	1982	Billy Sims	34	342	10.1	0
1949	Bob Mann	66	1,014	15.4	4	1983	James Jones	46	467	10.2	1
1950	Cloyce Box	50	1,009	20.2	11	1984	James Jones	77	662	8.6	5
1951	Leon Hart	35	544	15.5	12	1985	Leonard Thompson	51	736	14.4	5
1952	Cloyce Box	42	924	22.0	15	1986	James Jones	54	334	6.2	1
1953	Doak Walker	30	502	16.7	3		Jeff Chadwick	53	995	18.8	5
1954	Dome Dibble	46	768	16.7	6	1987	Pete Mandley	58	720	12.4	7
1955	Dave Middleton	44	663	15.1	3	1988	Pete Mandley	44	617	14.0	4
1956	Dave Middleton	39	606	15.5	5	1989	Richard Johnson	70	1,091	15.6	8
1957	Jim Doran	33	624	18.9	5	1990	Richard Johnson	64	727	11.4	6
1958	Dave Middleton	29	506	17.4	3		Robert Clark	53	932	17.6	8
1959	Jim Gibbons	31	431	13.9	1	1991	Brett Perriman	52	668	12.8	1
1960	Jim Gibbons	51	604	11.8	2	1992	Brett Perriman	69	810	11.7	4
1961	Gail Cogdill	45	956	21.3	6		Herman Moore	52	966	18.6	4
1962	Gail Cogdill	53	991	18.7	7	1993	Herman Moore	61	935	15.3	6
1963	Terry Barr	66	1,086	16.5	13	1994	Herman Moore	72	1,173	16.3	11
1964	Terry Barr	57	1,030	18.1	9	1995	Herman Moore*	123	1,686	13.7	14
1965	Pat Studstill	28	389	13.9	3		Brett Perriman	108	1,488	13.8	9
1966	Pat Studstill	67	1,266	18.9	5	1996	Herman Moore	106	1,296	12.2	9
1967	Mel Farr	39	317	8.1	3	1997	Herman Moore* (tied)	104	1,293	12.4	8
						1998	Herman Moore	82	983	12.0	5
							Johnnie Morton	69	1,028	14.9	2

PASSING

Year	Player	Att.	Comp.	Yards.	Pct.	TD	INT.	Rating
1934	Dutch Clark	49	23	383				
1935	Bill Shepherd	64	28	417				
1936	Dutch Clark	71	38	467				
1937	Bill Shepherd	46	19	297				
1938	Vern Huffman	85	27	382				
1939	Dwight Sloan	102	45	658				
1940	Byron White	80	35	461				
1941	Byron White	62	22	338				
1942	Harry Hopp	68	20	258				
1943	Frank Sinkwich	126	50	699				
1944	Frank Sinkwich	148	58	1,060	39.2	12	20	—
1945	Chas. Fenenbock	110	45	752	40.9	7	11	—
1946	Dave Ryan	154	73	965	47.4	6	17	—
1947	Clyde LeForce	175	94	1,384	53.7	13	20	—
1948	Fred Enke	221	100	1,328	45.2	11	17	—
1949	Fred Enke	142	63	793	44.4	6	5	—
1950	Bobby Layne	336	152	2,323	45.2	16	18	—
1951	Bobby Layne	332	152	2,403	45.8	26	23	—
1952	Bobby Layne	287	139	1,999	48.4	19	20	—
1953	Bobby Layne	273	125	2,088	45.8	16	21	—
1954	Bobby Layne	246	135	1,818	54.9	14	12	—
1955	Bobby Layne	270	143	1,830	53.0	11	17	—
1956	Bobby Layne	244	129	1,909	52.9	9	17	—
1957	Bobby Layne	179	87	1,169	48.6	6	12	—
1958	Tobin Role	257	118	1,678	45.9	14	10	—
1959	Earl Morrall	137	65	1,102	47.4	5	6	—
1960	Jim Ninowski	283	134	1,599	47.3	2	19	—
1961	Jim Ninowski	247	117	1,921	47.4	7	18	—

Year	Player	Att.	Comp.	Yards.	Pct.	TD	INT.	Rating
1962	Milt Plum	325	179	2,378	55.1	15	20	—
1963	Earl Morrall	328	174	2,621	53.0	24	14	—
1964	Milt Plum	287	154	2,241	53.7	18	15	—
1965	Milt Plum	308	143	1,710	46.4	12	19	—
1966	Karl Sweetan	309	157	1,809	50.8	4	14	—
1967	Milt Plum	172	86	925	50.0	4	8	—
1968	Bill Munson	329	181	2,311	55.0	15	8	—
1969	Bill Munson	166	84	1,062	50.6	7	8	—
1970	Bill Munson	158	84	1,049	53.2	10	7	—
1971	Greg Landry	261	136	2,237	52.1	16	13	—
1972	Greg Landry	268	134	2,066	50.0	18	17	—
1973	Bill Munson	187	95	1,129	50.8	9	8	67.7
1974	Bill Munson	292	166	1,874	56.8	8	7	75.2
1975	Joe Reed	191	86	1,181	45.0	9	10	59.3
1976	Greg Landry	291	168	2,191	57.7	17	8	89.6
1977	Greg Landry	240	135	1,359	56.3	6	7	68.8
1978	Gary Danielson	351	199	2,294	56.7	18	17	73.6
1979	Jeff Komlo	368	183	2,238	49.7	11	23	52.6
1980	Gary Danielson	417	244	3,223	58.5	13	11	82.6
1981	Eric Hipple	279	140	2,358	50.2	14	15	73.3
1982	Gary Danielson	197	100	1,343	50.8	10	14	60.3
1983	Eric Hipple	387	204	2,577	52.7	12	18	64.5
1984	Gary Danielson	410	252	3,076	61.5	17	15	83.1
1985	Eric Hipple	406	223	2,952	54.9	17	18	73.8
1986	Eric Hipple	305	192	1,919	63.0	9	11	75.8
1987	Chuck Long	416	232	2,598	55.8	11	20	63.3
1988	Rusty Hilger	306	126	1,558	41.2	7	12	49.1
1989	Bob Gagliano	232	117	1,671	50.4	6	12	61.2
1990	Rodney Peete	271	142	1,974	52.4	13	8	79.6
1991	Erik Kramer	265	136	1,635	51.3	11	8	71.8
1992	Rodney Peete	213	123	1,702	57.7	9	9	80.0
1993	Rodney Peete	252	157	1,670	62.3	6	14	66.3
1994	Scott Mitchell	246	119	1,456	48.4	10	11	62.0
1995	Scott Mitchell	583	346	4,338	59.3	32	12	92.1
1996	Scott Mitchell	437	253	2,917	57.9	17	17	74.9
1997	Scott Mitchell	509	293	3,484	57.6	19	14	79.3
1998	Charlie Batch	303	173	2,178	57.1	11	6	83.3

SCORING

Year	Player	TD	FG	XP Tot.	1960	Jim Martin	0	13	26	65
1934	Dutch Clark	8	4	13 73	1961	Jim Martin	0	15	25	70
1935	Dutch Clark	6	1	16 55	1962	Wayne Walker	0	9	37	64
1936	Dutch Clark	7	4	19 73	1963	Terry Barr	13	0	0	78
1937	Dutch Clark	6	3	6 45	1964	Wayne Walker	0	14	32	74
1938	Lloyd Cardwell	5	0	0 30	1965	Wayne Walker	0	8	33	57
1939	Chuck Hanneman	2	4	5 29	1966	Garo Yepremian	0	13	11	50
1940	Byron White	5	0	2 32	1967	Mel Farr	6	0	0	36
1941	Byron White	4	0	0 24		Tom Nowatzke	6	0	0	36
1942	Elmer Hackney	2	0	0 12	1968	Mel Farr	7	0	0	42
1943	Harry Hopp	9	0	0 54		Bill Gambrell	7	0	0	42
1944	Frank Sinkwich	6	2	24 66	1969	Errol Mann	0	25	26	101
1945	Bob Westfall	9	0	0 54	1970	Errol Mann	0	20	31	101
1946	Bob Cifers	4	0	0 24	1971	Errol Mann	0	22	37	103
1947	Bill Dudley	11	0	0 66	1972	Errol Mann	0	20	38	98
1948	Bill Dudley	7	0	0 42	1973	Errol Mann	0	13	14	53
1949	Bill Dudley	6	5	30 81	1974	Errol Mann	0	23	23	92
1950	Doak Walker	11	8	38 128	1975	Errol Mann	0	14	29	67
1951	Doak Walker	6	6	43 97	1976	Benny Ricardo	0	10	19	49
1952	Cloyce Box	15	0	0 90	1977	Steve Mike-Mayer	0	8	19	43
1953	Doak Walker	5	12	27 93	1978	Benny Ricardo	0	20	32	92
1954	Doak Walker	5	11	43 106	1979	Benny Ricardo	0	10	25	55
1955	Doak Walker	7	9	27 96	1980	Eddie Murray	0	27	35	116
1956	Bobby Layne	5	12	33 99	1981	Eddie Murray	0	25	46	121
1957	Bobby Layne	0	6	25 43	1982	Eddie Murray	0	11	16	49
1958	Jim Martin	0	7	28 49	1983	Eddie Murray	0	25	38	113
1959	Howard Cassady	5	0	0 30	1984	Eddie Murray	0	20	31	91

Year	Player	TD	FG	XP Tot.
1985	Eddie Murray	0	26	31 109
1986	Eddie Murray	0	18	31 85
1987	Eddie Murray	0	20	21 81
1988	Eddie Murray	0	20	22 82
1989	Eddie Murray	0	20	36 96
1990	Barry Sanders	13	0	0 96
1991	Barry Sanders	17	0	0 102
1992	Jason Hanson	0	21	30 93
1993	Jason Hanson#	0	34	28 130
1994	Jason Hanson	0	18	39 93
1995	Jason Hanson#	0	28	48 132
1996	Jason Hanson	0	12	36 72
1997	Jason Hanson	0	26	39 117
1998	Jason Hanson	0	29	27 114

INTERCEPTIONS

Year	Player	Pos.	No.	Yards	TD
1944	Alex Wojciechowicz	C	7	88	0
1945	Dave Rojan	B	3	90	0
	Charles DeShane	B	3	75	1
	John Greene	C	3	65	0
	Damon Tassos	G	3	49	0
	Ivan Trebotich	B	3	46	0
1946	Dave Ryan	B	4	105	0
1947	Bill Dudley	B	5	104	1
	Bob Wiese	B	5	54	0
1948	Jim Gillette	B	6	17	0
1949	Don Doll	B	11	301	2
1950	Don Doll	B	12	163	1
1951	Bob Smith	DB	3	70	0
1952	Bob Smith	DB	9	184	1
1953	Jack Christiansen*	DB	12	238	1
1954	Jack Christiansen	DB	8	84	1
1955	Jack Christiansen	DB	3	49	0
	Jim David	DB	3	44	0
	Bill Siits	DB	3	7	0
1956	Yale Lary	DB	8	182	1
	Jack Christiansen	DB	8	109	0
1957	Jack Christiansen*	DB	10	137	1
1958	Joe Schmidt	LB	6	69	0
1959	Gary Lowe	DB	5	130	0
1960	Dick Lane	DB	5	102	1
1961	Dick Lane	DB	6	73	0
	Yale Lary	DB	6	95	0
1962	Yale Lary	DB	8	51	0
1963	Dick LeBeau	DB	5	158	1
	Dick Lane	DB	5	70	0
1964	Yale Lary	DB	6	101	0
1965	Dick LeBeau	DB	7	84	1
1966	Mike Lucci	LB	5	118	1
	Bruce Maher	DB	5	90	0
1967	Lem Barney*	DB	10	232	3
1968	Lem Barney	DB	7	82	0
1969	Lem Barney	DB	8	126	0
1970	Dick LeBeau#	DB	9	96	0
1971	Dick LeBeau#	DB	6	76	0
1972	Lem Barney	DB	3	88	0
1973	Levi Johnson	DB	5	82	0
1974	Levi Johnson	DB	5	139	2
1975	Lem Barney	DB	5	23	0
1976	James Hunter	DB	7	120	1
1977	James Hunter	CB	6	104	0
1978	Jimmy Allen	S	5	70	0
1979	Luther Bradley	DB	4	11	0
	Jimmy Allen	S	4	0	0
1980	Jimmy Allen	S	6	38	0

	James Hunter	CB	6	20	0
1981	Jimmy Allen	S	9	123	0
1982	Bobby Watkins	CB	5	22	0
1983	Bruce McNorton	CB	7	30	0
1984	Bobby Watkins	CB	6	0	0
1985	Bobby Watkins	CB	5	15	0
1986	Devon Mitchell	S	5	41	0
1987	James Griffin	S	6	130	0
1988	Devon Mitchell	S	3	107	1
	George Jamison	LB	3	56	1
1989	Jerry Holmes	CB	6	77	1
1990	William White	S	5	120	1
1991	Ray Crockett#	CB	6	141	1
1992	William White	S	4	54	0
	Ray Crockett	CB	4	50	0
	Kevin Scott	CB	4	35	0
	Melvin Jenkins	CB	4	34	0
1993	Pat Swilling	LB	3	16	0
1994	Robert Massey	CB	4	25	0
1995	Willie Clay	S	8	173*	0
1996	Ryan McNeil	CB	5	14	0
1997	Mark Carrier	S	5	94	0
1998	Bryant Westbrook	CB	3	49	1
	Mark Carrier	S	3	33	0
	Ron Rice	S	3	25	0

PUNTING

Year	Player	No.	Avg.	Net	In20	Long
1944	Frank Sinkwich	45	41.0	—	—	—
1945	Chas. Fenenbock	29	36.8	—	—	—
1946	Bob Cifers	30	45.6	—	—	—
1947	Leroy Zimmerman	49	42.4	—	—	—
1948	George Grimes	28	35.9	—	—	—
1949	Bill Dudley	32	39.9	—	—	—
1950	Bob Smith	32	40.9	—	—	—
1951	Bob Smith	49	42.5	—	—	—
1952	Bob Smith	61	44.7	—	—	—
1953	Bob Smith	40	41.2	—	—	—
1954	Jug Girard	63	41.0	—	—	—
1955	Jug Girard	56	41.3	—	—	—
1956	Yale Lary	42	40.4	—	—	—
1957	Yale Lary	54	39.9	—	—	—
1958	Yale Lary	59	42.8	—	—	—
1959	Yale Lary	45	47.1	—	—	—
1960	Yale Lary	64	43.8	—	—	—
1961	Yale Lary	52	48.4	—	—	—
1962	Yale Lary	52	45.3	—	—	—
1963	Yale Lary	35	48.9	—	—	—
1964	Yale Lary	67	46.3	—	—	—
1965	Pat Studstill	78	42.8	—	—	—
1966	Pat Studstill	72	41.1	—	—	—
1967	Pat Studstill	36	44.5	—	—	—
1968	Jerry DePoyster	71	40.4	—	—	—
1969	Lem Barney	66	34.1	—	—	53
1970	Herman Weaver	62	40.0	—	—	65
1971	Herman Weaver	42	41.7	—	—	63
1972	Herman Weaver	43	40.3	—	—	55
1973	Herman Weaver	54	43.2	—	—	66
1974	Herman Weaver	72	38.5	—	—	61
1975	Herman Weaver#	80	42.0	—	—	61
1976	Herman Weaver	83	39.5	—	—	69
1977	Wilbur Summers	93	36.8	—	—	51
1978	Tom Skladany#	86	42.5	—	—	63
1979	Larry Swider	88	40.0	—	—	72
	Tom Skladany	10	40.6	—	—	52
1980	Tom Skladany	72	42.2	—	18	67
1981	Tom Skladany#	64	43.5	—	21	74
1982	Tom Skladany	36	41.2	33.9	6	59

1983	Mike Black	71	41.0	33.7	17	60
1984	Mike Black	76	41.6	32.7	13	63
1985	Mike Black	73	41.8	34.7	18	60
1986	Mike Black	46	39.5	30.7	11	57
	Jim Arnold	36	42.6	30.7	7	60
1987	Jim Arnold	46	43.6	37.9	17	60
1988	Jim Arnold#	97	42.4	35.9	22	69
1989	Jim Arnold	82	43.1	36.0	15	64
1990	Jim Arnold	63	40.6	35.3	10	59
1991	Jim Arnold	75	41.2	35.4	27	63
1992	Jim Arnold	65	43.8	38.3	12	71
1993	Jim Arnold#	72	44.5	36.8	15	68
1994	Greg Montgomery	63	44.2	34.2	20	64
1995	Mark Royals	57	42.0	31.8	15	69
1996	Mark Royals	69	43.8	33.3	11	60
1997	John Jett	84	42.6	35.6	25	60
1998	John Jett	66	43.8	36.0	17	60

1991	Mel Gray*	25	385	15.4	1
1992	Mel Gray	18	175	9.7	1
1993	Mel Gray	23	197	8.6	0
1994	Mel Gray	21	233	11.1	0
1995	Johnnie Morton	7	48	6.9	0
1996	Glyn Milburn	34	284	8.4	0
1997	Glyn Milburn	47	433	9.2	0
1998	Terry Fair	30	189	6.3	0

KICKOFF RETURN

Year	Player	No.	Yards	Avg.	TD
1944	Arthur Van Tone	9	227	25.2	1
1945	Andrew Farkas	8	165	20.6	0
1946	Dave Ryan	15	308	20.5	1
1947	William Dudley	15	359	23.9	0
1948	Camp Wilson	10	228	22.8	0
1949	Don Doll*	21	536	25.5	0
1950	Doak Walker	10	225	22.5	0
1951	Doak Walker	15	408	27.2	0
1952	Jack Christiansen	16	409	25.6	0
1953	Jack Christiansen	10	183	18.3	0
1954	Jug Girard	12	248	20.7	0
1955	Dave Middleton	11	188	17.1	0
1956	Howard Cassady	16	382	23.9	0
1957	Howard Cassady	10	232	23.2	0
1958	Ken Webb	7	154	22.0	0
1959	Ken Webb	16	352	22.0	0
1960	Jim Steffen	8	225	28.1	0
1961	Pat Studstill	16	448	28.1	1
1962	Tommy Watkins	17	452	26.6	0
1963	Tommy Watkins	21	447	21.3	0
1964	Pat Studstill	29	708	24.4	0
1965	Tommy Watkins*	17	584	34.4	0
1966	Tommy Vaughn	23	595	26.0	0
1967	Tommy Vaughn	16	446	27.9	0
1968	Lem Barney	25	670	26.8	1
1969	Bobby Williams*	17	563	33.1	1
1970	Bobby Williams	25	544	21.7	1
1971	Ron Jessie	16	470	29.4	2
1972	Ron Jessie	23	558	24.3	0
1973	Dick Jauron	17	405	23.8	0
1974	Jimmie Jones	38	927	24.4	0
1975	Bobby Thompson	22	565	25.7	0
1976	James Hunter	14	375	26.6	0
1977	Eddie Payton	18	457	25.4	1
1978	Jesse Thompson	14	346	24.7	0
1979	John Arnold	23	539	23.4	0
1980	Rick Kane	23	495	21.5	0
1981	Alvin Hall	25	525	21.0	0
1982	Alvin Hall#	16	426	26.6	1
1983	Alvin Hall	23	492	21.4	0
1984	Pete Mandley	22	390	17.7	0
1985	Alvin Hall	39	886	22.7	0
1986	Herman Hunter	48	1,007	21.0	0
1987	Gary Lee	32	719	22.5	0
1988	Gary Lee	18	355	19.7	0
1989	Mel Gray#	24	640	26.7	0
1990	Mel Gray	41	939	22.9	0
1991	Mel Gray*	36	929	25.8	0
1992	Mel Gray	42	1,006	24.0	1
1993	Mel Gray	28	688	24.6	1
1994	Mel Gray*	45	1,276	28.4	3
1995	Ron Rivers	19	420	22.1	0
1996	Glyn Milburn	64	1,627	25.4	0
1997	Glyn Milburn	55	1,315	23.9	0
1998	Terry Fair*	51	1,428	28.0	2

PUNT RETURN

Year	Player	No.	Yards	Avg.	TD
1944	Frank Sinkwich	11	148	13.5	0
1945	Dave Ryan	15	221	14.7	0
1946	Bill DeCorrevont	6	81	13.5	0
1947	William Dudley	11	182	16.5	1
1948	Joe Margucci	10	100	10.0	0
1949	Bill Dudley	11	199	18.1	1
1950	Clarence Self	12	129	10.8	0
1951	Jack Christiansen	18	343	19.1	4
1952	Jack Christiansen*	15	322	21.5	2
1953	Yale Lary	13	115	8.8	1
1954	Jack Christiansen	23	225	9.8	1
1955	Lee Riley	14	107	7.6	0
1956	Howard Cassady	13	83	6.4	0
1957	Yale Lary	25	139	5.6	0
1958	Yale Lary	27	196	7.3	1
1959	Terry Barr	16	102	6.4	0
1960	Terry Barr	14	104	7.4	0
1961	Howard Cassady	16	159	9.9	0
1962	Pat Studstill*	29	457	15.8	0
1963	Tommy Watkins	32	399	12.5	1
1964	Tommy Watkins*	16	238	14.9	2
1965	Tommy Watkins	23	234	10.2	0
1966	Tommy Vaughn	18	179	9.9	0
1967	Tommy Watkins	15	57	3.8	0
1968	Lem Barney	13	79	6.1	0
1969	Lem Barney	9	191	21.2	1
1970	Lem Barney	25	259	10.4	1
1971	Lem Barney	14	122	8.7	0
1972	Lem Barney	15	108	7.2	0
1973	Lem Barney	27	231	8.6	0
1974	Dick Jauron#	17	286	16.8	0
1975	Charlie West	22	219	10.0	0
1976	Lem Barney	23	191	8.3	0
1977	Eddie Payton	27	273	10.1	1
1978	Jesse Thompson	16	161	10.1	0
1979	John Arnold	19	164	8.6	0
1980	Ray Williams	27	259	9.6	0
1981	Robbie Martin	52	450	8.7	1
1982	Robbie Martin	26	275	10.6	0
1983	Ken Jenkins	23	230	10.0	0
1984	Robbie Martin	25	210	8.4	0
1985	Pete Mandley	38	403	10.6	1
1986	Pete Mandley	43	420	9.8	1
1987	Pete Mandley	23	250	10.9	0
1988	Pete Mandley	37	287	7.8	0
1989	Walter Stanley*	36	496	13.8	0
1990	Mel Gray	34	361	10.6	0

QUARTERBACK SACKS

(since 1973)

Year	Player	Pos.	Sacks	Yards
1973	Larry Hand	DT	11.0	—
1974	Ken Sanders	DE	6.5	—
1975	Larry Hand	DT	7.0	—
1976	Charlie Weaver	LB	7.0	—
1977	Ken Sanders	DE	9.0	—
1978	Al Baker	DE	23.0	206.0
1979	Al Baker	DE	16.0	137.5
1980	Al Baker	DE	18.0	136.5
1981	Dave Purefory	DE	12.0	96.0
1982	Al Baker	DE	8.5	61.0
1983	William Gay	DT	13.5	103.5
1984	William Gay	DE	10.0	72.0
1985	Jimmy Williams	LB	7.5	55.0
1986	Keith Ferguson	DE	9.5	73.0
1987	Michael Cofer	LB	8.5	78.0
1988	Michael Cofer	LB	12.0	88.0
1989	Michael Cofer	LB	9.5	60.0
1990	Michael Cofer	LB	10.0	57.0
1991	Jeff Hunter	DE	6.0	60.0
1992	Tracy Scroggins	LB	7.5	41.0
1993	Robert Porcher	DE	8.5	53.0
1994	Broderick Thomas	LB	7.0	49.5
1995	Henry Thomas	DT	10.5	82.0
1996	Robert Porcher	DE	10.0	71.0
1997	Robert Porcher	DE	12.5	75.5
1998	Robert Porcher	DE	11.5	85.5

* NFL Leader # NFC Leader

TACKLES

(since 1973)

Year	Player	Pos.	Total	Solo	Asst.
1973	Charlie Weaver	LB	55	—	—
1974	Jim Laslavic	LB	94	—	—
1975	Paul Naumoff	LB	143	—	—
1976	Charlie Weaver	LB	114	—	—
1977	Ed O'Neil	LB	114	71	43
1978	Ed O'Neil	LB	141	85	56
1979	Doug English	DT	122	90	32
1980	Ken Fantetti	LB	130	85	45
1981	Ken Fantetti	LB	148	—	—
1982	Ken Fantetti	LB	71	54	17
1983	Ken Fantetti	LB	132	82	50
1984	Alvin Hall	DB	147	94	53
1985	William Graham	S	113	75	38
1986	Demetrious Johnson	S	112	92	20
1987	Dennis Gibson	LB	82	68	14
1988	Chris Spielman	LB	153	118	35
1989	Chris Spielman	LB	125	89	36
1990	Chris Spielman	LB	108	79	29
1991	Chris Spielman	LB	126	84	42
1992	Chris Spielman	LB	146	94	52
1993	Chris Spielman	LB	148	97	51
1994	Chris Spielman	LB	195	124	71
1995	Chris Spielman	LB	137	90	47
1996	Bennie Blades	S	131	99	32
1997	Stephen Boyd	LB	192	123	69
1998	Stephen Boyd	LB	156	113	43

300-Yard Passing Games

(Since 1950)

Date	Game	Player	Yds	Com	Att	Date	Game	Player	Yds	Com	Att
11/5/50	Chicago	Bobby Layne	374	23	45	10/25/87	Green Bay	Chuck Long	362	33	47
9/30/51	Washington	Bobby Layne	310	20	26	9/17/89	at N.Y. Giants	Bob Gagliano	344	21	31
10/21/51	N.Y. Yankees	Bobby Layne	315	20	44	12/16/90	Chicago	Rodney Peete	316	18	27
9/27/53	Pittsburgh	Bobby Layne	364	19	37	1/5/92	Dallas*	Erik Kramer	341	29	38
11/20/55	Chicago	Bobby Layne	319	20	32	9/27/92	Tampa Bay	Rodney Peete	323	20	31
11/3/63	at S.F. 49ers	Earl Morral	330	24	33	11/15/92	at Pittsburgh	Erik Kramer	304	20	37
11/17/63	L.A. Rams	Earl Morral	312	21	44	11/24/94	Buffalo	Dave Krieg	351	20	25
11/1/64	L.A. Rams	Milt Plum	347	16	24	10/22/95	at Washington	Scott Mitchell	327	30	50
11/14/76	at New Orleans	Greg Landry	310	27	38	11/5/95	at Atlanta	Scott Mitchell	321	23	50
12/9/78	Minnesota	Gary Danielson	352	26	33	11/23/95	Minnesota	Scott Mitchell	410	30	45
10/5/80	at Atlanta	Gary Danielson	348	23	36	12/4/95	Chicago	Scott Mitchell	320	26	38
12/14/80	Tampa Bay	Gary Danielson	360	29	44	12/23/95	at Tampa Bay	Scott Mitchell	352	26	41
10/19/81	Chicago	Eric Hipple	336	14	25	9/22/96	Chicago	Scott Mitchell	336	24	34
11/22/84	Green Bay	Gary Danielson	305	24	33	10/13/96	at Oakland	Scott Mitchell	343	31	50
9/21/86	Tampa Bay	Eric Hipple	318	31	46	9/7/97	Tampa Bay	Scott Mitchell	331	29	50
10/19/86	at L.A. Rams	Eric Hipple	316	31	50						

100-Yard Rushing Games

(Since 1950)

Date	Game	Player	YdsAtt	Date	Game	Player	Yds Att
9/24/50	Pittsburgh	Bobby Layne	118 15	9/30/84	at San Diego	Billy Sims	119 14
11/23/50	N.Y. Yanks	Bob Hoernschemeyer	198 17	10/14/84	Tampa Bay	Billy Sims	100 16
11/18/51	at Philadelphia	Bob Hoernschemeyer	118 14	10/21/84	at Minnesota	Billy Sims	103 22
11/9/52	at Pittsburgh	Bob Hoernschemeyer	107 20	10/20/85	S.F. 49ers	James Jones	116 30
10/10/54	L.A. Rams	Low Carpenter	119 14	10/27/85	Miami	James Jones	114 36
11/24/55	Green Bay	Low Carpenter	120 20	12/15/85	Green Bay	James Jones	104 23
10/21/56	S.F. 49ers	Don McIlhenny	104 13	9/7/86	at Minnesota	James Jones	174 36
11/22/56	Green Bay	Gene Gedman	103 22	10/12/86	at Green Bay	Garry James	140 20
10/6/57	at Green Bay	John Henry Johnson	109 18	9/24/89	Chicago	Barry Sanders	126 18
11/28/57	Green Bay	John Henry Johnson	105 8	10/29/89	at Green Bay	Barry Sanders	184 30
11/26/59	Green Bay	Nick Pietrosante	134 17	11/19/89	at Cincinnati	Barry Sanders	114 18
10/30/60	at L.A. Rams	Dan Lewis	128 14	11/23/89	Cleveland	Barry Sanders	145 28
11/20/60	at Chicago	Nick Pietrosante	106 20	12/10/89	at Chicago	Barry Sanders	120 26
12/11/60	Dallas	Nick Pietrosante	142 21	12/17/89	Tampa Bay	Barry Sanders	104 21
12/18/60	Chicago	Nick Pietrosante	104 15	12/24/89	at Atlanta	Barry Sanders	158 20
10/8/61	Chicago	Nick Pietrosante	113 12	11/4/90	Washington	Barry Sanders	104 11
10/29/61	at L.A. Rams	Nick Pietrosante	112 21	11/22/90	Denver	Barry Sanders	147 23
10/27/63	Minnesota	Tom Watkins	102 17	12/10/90	L.A. Raiders	Barry Sanders	176 25
11/3/63	at S.F. 49ers	Tom Watkins	107 21	12/22/90	at Green Bay	Barry Sanders	133 19
11/25/65	Baltimore	Amos Marsh	146 23	9/15/91	Miami	Barry Sanders	143 32
12/5/65	at S.F. 49ers	Amos Marsh	109 25	9/22/91	at Indianapolis	Barry Sanders	179 30
9/24/67	Cleveland	Tom Watkins	115 24	9/29/91	Tampa Bay	Barry Sanders	160 27
11/12/67	at Minnesota	Mel Farr	197 24	10/6/91	Minnesota	Barry Sanders	116 25
10/13/68	at Chicago	Mel Farr	138 18	11/10/91	at Tampa Bay	Barry Sanders	118 23
10/20/68	Green Bay	Mel Farr	145 29	11/24/91	at Minnesota	Barry Sanders	220 23
11/22/70	S.F. 49ers	Mel Farr	117 16	12/8/91	N.Y. Jets	Barry Sanders	114 20
11/26/70	Oakland	Mel Farr	104 20	12/22/91	at Buffalo	Barry Sanders	108 26
11/7/71	at Denver	Steve Owens	109 16	9/6/92	at Chicago	Barry Sanders	109 19
11/14/71	L.A. Rams	Altie Taylor	101 19	10/25/92	at Tampa Bay	Barry Sanders	122 21
9/17/72	N.Y. Giants	Steve Owens	113 20	11/8/92	Dallas	Barry Sanders	108 18
11/23/72	N.Y. Jets	Altie Taylor	123 15	11/22/92	at Cincinnati	Barry Sanders	151 29
10/28/73	Green Bay	Altie Taylor	160 23	12/6/92	at Green Bay	Barry Sanders	114 16
11/18/73	at Chicago	Altie Taylor	106 18	12/20/92	Chicago	Barry Sanders	113 20
12/15/73	at Miami	Steve Owens	113 27	12/28/92	at S.F. 49ers	Barry Sanders	104 19
10/10/76	New England	Horace King	100 32	9/12/93	at New England	Barry Sanders	148 32
11/7/76	at Minnesota	Lawrence Gaines	116 22	10/3/93	at Tampa Bay	Barry Sanders	130 22
11/25/76	Buffalo	Dexter Bussey	137 27	10/17/93	Seattle	Barry Sanders	101 22
9/25/77	New Orleans	Dexter Bussey	150 24	11/7/93	Tampa Bay	Barry Sanders	187 29
11/6/77	San Diego	Rick Kane	105 24	12/12/93	at Phoenix	Derrick Moore	107 20
9/24/78	at Seattle	Dexter Bussey	120 20	1/2/94	Green Bay	Eric Lynch	115 30
11/12/78	Tampa Bay	Horace King	104 12	1/8/94	Green Bay*	Barry Sanders	169 27
10/28/79	Buffalo	Dexter Bussey	139 26	9/4/94	Atlanta	Barry Sanders	120 27
9/7/80	at L.A. Rams	Dexter Bussey	111 14	9/19/94	at Dallas	Barry Sanders	194 40
9/7/80	at L.A. Rams	Billy Sims	153 22	9/25/94	New England	Barry Sanders	131 18
9/14/80	at Green Bay	Billy Sims	134 20	10/2/94	at Tampa Bay	Barry Sanders	166 20
9/28/80	Minnesota	Billy Sims	157 27	10/23/94	Chicago	Barry Sanders	167 23
10/26/80	at Kansas City	Billy Sims	155 28	10/30/94	at N.Y. Giants	Barry Sanders	146 26
11/16/80	Baltimore	Billy Sims	126 30	11/13/94	Tampa Bay	Barry Sanders	237 26
9/20/81	at Minnesota	Billy Sims	112 27	12/4/94	Green Bay	Barry Sanders	188 20
9/27/81	Oakland	Billy Sims	133 21	12/10/94	at N.Y. Jets	Barry Sanders	127 23
10/11/81	at Denver	Billy Sims	185 28	12/17/94	Minnesota	Barry Sanders	110 17
10/19/81	Chicago	Rick Kane	101 20	9/3/95	at Pittsburgh	Barry Sanders	108 21
11/8/81	at Washington	Billy Sims	159 21	9/17/95	Arizona	Barry Sanders	147 24
11/15/81	Dallas	Billy Sims	119 23	10/8/95	Cleveland	Barry Sanders	157 18
11/22/81	at Chicago	Billy Sims	117 22	10/15/95	at Green Bay	Barry Sanders	124 18
12/12/81	Minnesota	Billy Sims	110 13	10/29/95	Green Bay	Barry Sanders	167 22
9/19/82	at L.A. Rams	Billy Sims	119 25	11/19/95	at Chicago	Barry Sanders	120 24
11/25/82	N.Y. Giants	Billy Sims	114 26	11/23/95	Minnesota	Barry Sanders	138 24
12/12/82	at Green Bay	Billy Sims	109 29	9/1/96	at Minnesota	Barry Sanders	163 24
11/13/83	at Houston	Billy Sims	105 20	9/8/96	Tampa Bay	Barry Sanders	125 20
11/20/83	at Green Bay	Billy Sims	189 36	11/3/96	at Green Bay	Barry Sanders	152 20
11/24/83	Pittsburgh	Billy Sims	106 26	11/17/96	Seattle	Barry Sanders	134 16
12/5/83	Minnesota	Billy Sims	137 23	11/24/96	at Chicago	Barry Sanders	107 21
9/9/84	Atlanta	Billy Sims	140 20	12/8/96	Minnesota	Barry Sanders	134 20

Date	Game	Player	Yds	Att	Date	Game	Player	Yds	Att
12/23/96	at S.F. 49ers	Barry Sanders	175	28	12/7/97	at Miami	Barry Sanders	137	30
9/14/97	at Chicago	Barry Sanders	161	19	12/14/97	at Minnesota	Barry Sanders	138	19
9/21/97	at New Orleans	Barry Sanders	113	18	12/21/97	N.Y. Jets	Barry Sanders	184	23
9/28/97	Green Bay	Barry Sanders	139	28	9/14/98	Cincinnati	Barry Sanders	185	26
10/5/97	at Buffalo	Barry Sanders	107	25	9/28/98	Tampa Bay	Barry Sanders	131	27
10/12/97	at Tampa Bay	Barry Sanders	215	24	10/15/98	Green Bay	Barry Sanders	155	25
10/19/97	N.Y. Giants	Barry Sanders	105	24	10/25/98	Minnesota	Barry Sanders	127	24
11/2/97	at Green Bay	Barry Sanders	105	23	11/1/98	Arizona	Barry Sanders	107	27
11/9/97	at Washington	Barry Sanders	105	15	11/8/98	at Philadelphia	Barry Sanders	140	20
11/16/97	Minnesota	Barry Sanders	108	19	11/15/98	Chicago	Barry Sanders	114	24
11/23/97	Indianapolis	Barry Sanders	216	24	12/6/98	at Jacksonville	Barry Sanders	102	18
11/27/97	Chicago	Barry Sanders	167	19					

100-Yard Receiving Games

(Since 1950)

Date	Game	Player	Yds	Rec	Date	Game	Player	Yds	Rec
11/23/50	N.Y. Yankees	Cloyce Box	123	4	10/16/66	at Baltimore	Pat Studstill	141	6
12/3/50	at Baltimore	Cloyce Box	302	12	10/30/66	Green Bay	Pat Studstill	164	7
9/30/51	Washington	Bill Swiak	121	10	11/6/66	at Chicago	Pat Studstill	125	7
12/7/52	Chicago	Cloyce Box	172	5	11/13/66	at Minnesota	Pat Studstill	116	9
12/13/52	at Dallas	Cloyce Box	202	7	10/1/67	at St. Louis	Pat Studstill	107	5
9/27/53	Pittsburgh	Cloyce Box	138	5	9/15/68	at Dallas	Earl McCullough	132	5
10/24/54	at S.F. 49ers	Doak Walker	125	7	12/8/68	at Atlanta	Bill Gambrell	105	4
11/14/54	S.F. 49ers	Doak Walker	119	2	12/15/68	at Washington	Charlie Sanders	133	10
11/13/55	at Pittsburgh	Dave Middleton	102	5	11/16/69	St. Louis	Earl McCullough	117	5
10/6/56	at Baltimore	Dorne Dibble	106	3	10/18/70	at Cleveland	Larry Walton	158	4
12/2/56	Chicago	Dave Middleton	146	7	10/17/71	at Houston	Altie Taylor	122	4
10/20/57	Baltimore	Howard Cassidy	113	6	9/17/72	at N.Y. Giants	John Hilton	120	3
11/3/57	at S.F. 49ers	James Doran	150	7	10/8/72	at Atlanta	Ron Jessie	102	3
11/17/57	S.F. 49ers	James Doran	137	6	10/22/72	San Diego	Larry Walton	101	7
12/29/57	Cleveland*	Steve Junker	109	5	9/16/73	at Pittsburgh	Ron Jessie	131	3
12/29/57	Cleveland*	James Doran	101	3	10/6/74	at L.A. Rams	Ron Jessie	149	6
10/5/58	at Green Bay	James Doran	133	4	10/20/74	at Minnesota	Ron Jessie	116	10
10/12/58	L.A. Rams	James Doran	102	4	10/27/74	Green Bay	Charlie Sanders	146	7
11/26/59	Green Bay	James Gibbons	103	7	10/19/75	at Minnesota	Ray Jarvis	100	6
10/9/60	S.F. 49ers	Gail Cogdill	115	8	12/7/75	Chicago	Marlin Briscoe	119	5
10/8/61	Chicago	Terry Barr	101	5	10/31/76	Green Bay	Ray Jarvis	163	6
10/29/61	at L.A. Rams	Gail Cogdill	103	3	11/14/76	at New Orleans	Ray Jarvis	111	5
11/12/61	at St. Louis	Terry Barr	113	4	11/12/78	Tampa Bay	David Hill	106	7
12/17/61	Philadelphia	Gail Cogdill	171	7	11/11/79	Tampa Bay	Freddie Scott	148	9
9/23/62	S.F. 49ers	Gail Cogdill	147	4	10/5/80	at Atlanta	Freddie Scott	107	5
9/30/62	at Baltimore	Terry Barr	153	5	12/14/80	Tampa Bay	Leonard Thompson	106	5
10/21/62	at N.Y. Giants	Gail Cogdill	106	3	10/19/81	Chicago	Freddie Scott	110	3
12/2/62	Baltimore	Gail Cogdill	137	6	10/19/81	Chicago	Leonard Thompson	118	3
12/9/62	Minnesota	Gail Cogdill	103	5	11/8/81	at Washington	Freddie Scott	156	8
9/29/63	Chicago	Gail Cogdill	119	4	9/19/82	at L.A. Rams	Billy Sims	103	5
10/13/63	at Dallas	Gail Cogdill	150	4	12/19/82	Minnesota	Leonard Thompson	161	5
10/27/63	Minnesota	Terry Barr	101	3	11/8/83	at Washington	Leonard Thompson	150	7
11/3/63	at S.F. 49ers	Terry Barr	135	10	9/11/83	Cleveland	Leonard Thompson	179	8
11/10/63	at Baltimore	Terry Barr	101	7	9/25/83	at Minnesota	Mark Nichols	100	5
11/17/63	L.A. Rams	Gail Cogdill	107	5	10/21/84	at Minnesota	Mark Nichols	117	5
11/17/63	L.A. Rams	Terry Barr	100	6	11/4/84	Philadelphia	Ken Jenkins	128	8
11/24/63	at Minnesota	Terry Barr	119	7	11/22/84	Green Bay	Mark Nichols	108	4
12/8/63	Cleveland	Terry Barr	118	4	10/6/85	at Green Bay	Jeff Chadwick	112	7
9/13/64	at S.F. 49ers	Terry Barr	108	3	10/27/85	Miami	Leonard Thompson	133	6
9/13/64	at S.F. 49ers	Gail Cogdill	116	6	11/28/85	N.Y. Jets	Leonard Thompson	115	7
9/19/64	at L.A. Rams	Terry Barr	109	7	12/15/85	Green Bay	Carl Bland	109	7
10/4/64	N.Y. Giants	Terry Barr	118	3	12/22/85	Chicago	Pete Mandley	127	5
10/23/64	at S.F. 49ers	Pat Studstill	128	4	12/22/85	Chicago	Leonard Thompson	101	9
11/1/64	L.A. Rams	Gail Cogdill	165	7	9/21/86	Tampa Bay	Jeff Chadwick	106	5
12/13/64	S.F. 49ers	Jim Gibbons	161	4	11/2/86	Cincinnati	Jeff Chadwick	100	6
10/17/65	Green Bay	Terry Barr	112	5	11/16/86	at Philadelphia	Jeff Chadwick	139	5
10/31/85	at L.A. Rams	Terry Barr	103	3	11/27/86	Green Bay	Jeff Chadwick	121	6
10/9/66	at L.A. Rams	Pat Studstill	142	6	9/20/87	at L.A. Raiders	Pete Mandley	110	7

Date	Game	Player	Yds	Rec	Date	Game	Player	Yds	Rec
10/2/88	at S.F. 49ers	Pete Mandley	116	7	11/5/95	at Atlanta	Herman Moore	176	9
9/17/89	at N.Y. Giants	Richard Johnson	172	9	11/12/95	Tampa Bay	Herman Moore	104	9
10/1/89	Pittsburgh	Robert Clark	124	6	11/12/95	Tampa Bay	Brett Perriman	125	10
11/5/89	at Houston	Robert Clark	141	6	11/19/95	at Chicago	Brett Perriman	142	12
12/31/89	New Orleans	Richard Johnson	248	8	11/23/95	Minnesota	Herman Moore	127	8
12/24/89	at Atlanta	Richard Johnson	135	7	11/23/95	Minnesota	Johnnie Morton	102	7
9/9/90	Tampa Bay	Robert Clark	117	6	11/23/95	Minnesota	Brett Perriman	153	12
10/14/90	at Kansas City	Barry Sanders	135	5	12/4/95	Chicago	Herman Moore	183	14
10/28/90	at New Orleans	Robert Clark	127	6	12/10/95	at Houston	Herman Moore	105	7
9/8/91	Green Bay	Robert Clark	143	10	12/10/95	at Houston	Brett Perriman	128	6
11/10/91	at Tampa Bay	Brett Perriman	127	6	12/23/95	at Tampa Bay	Herman Moore	105	10
1/5/92	Dallas*	Willie Green	115	8	12/23/95	at Tampa Bay	Brett Perriman	135	5
9/6/92	at Chicago	Willie Green	114	5	12/30/95	at Philadelphia*	Herman Moore	133	7
9/27/92	Tampa Bay	Brett Perriman	117	9	9/1/96	at Minnesota	Herman Moore	157	12
10/15/92	at Minnesota	Brett Perriman	124	8	9/22/96	Chicago	Johnnie Morton	174	7
10/25/92	at Tampa Bay	Herman Moore	108	3	9/29/96	at Tampa Bay	Herman Moore	104	9
11/15/92	at Pittsburgh	Willie Green	115	6	10/6/96	Atlanta	Herman Moore	107	3
12/6/92	at Green Bay	Herman Moore	114	8	10/13/96	at Oakland	Herman Moore	109	10
12/20/92	Chicago	Herman Moore	108	3	10/13/96	at Oakland	Johnnie Morton	109	8
9/6/93	Atlanta	Herman Moore	113	4	11/28/96	Kansas City	Brett Perriman	131	8
9/26/93	Phoenix	Willie Green	102	3	12/15/96	Minnesota	Herman Moore	126	9
10/24/93	at L.A. Rams	Herman Moore	120	6	8/31/97	Atlanta	Herman Moore	115	7
10/31/93	at Minnesota	Herman Moore	113	3	9/7/97	Tampa Bay	Johnnie Morton	102	4
1/8/94	Green Bay*	Brett Perriman	150	10	9/7/97	Tampa Bay	Barry Sanders	102	8
10/30/94	at N.Y. Giants	Herman Moore	106	9	9/21/97	New Orleans	Herman Moore	111	11
11/6/94	at Green Bay	Herman Moore	151	8	9/28/97	Green Bay	Herman Moore	105	6
11/20/94	at Chicago	Brett Perriman	120	6	10/5/97	at Buffalo	Herman Moore	116	8
11/24/94	Buffalo	Herman Moore	169	7	10/12/97	at Tampa Bay	Herman Moore	120	5
9/5/95	at Pittsburgh	Herman Moore	131	10	11/17/97	Minnesota	Herman Moore	130	10
9/17/95	Arizona	Brett Perriman	114	7	11/23/97	Chicago	Johnnie Morton	120	7
9/25/95	San Francisco	Brett Perriman	115	9	12/7/97	at Miami	Johnnie Morton	171	9
10/8/95	Cleveland	Herman Moore	125	9	9/6/98	at Green Bay	Herman Moore	100	9
10/22/95	at Washington	Herman Moore	102	10	10/4/98	at Chicago	Johnnie Morton	138	2
10/22/95	at Washington	Brett Perriman	115	6	11/1/98	Arizona	Johnnie Morton	115	7
10/29/95	Green Bay	Herman Moore	147	6	11/15/98	Chicago	Johnnie Morton	109	5
					11/26/98	Pittsburgh	Herman Moore	148	8
					12/6/98	at Jacksonville	Herman Moore	116	7

The Last Time ...

Punt Return for a Touchdown

By Lions: Mel Gray, 78 yards vs. Minnesota, 9-13-92
By Opponent: Damon Gibson, 65 yards (Cincinnati), 9-13-98

Kickoff Return for a Touchdown

By Lions: Terry Fair, 105 yards vs. Tampa Bay, 9-28-98
By Opponent: Roell Preston, 100 yards (at Green Bay), 9-6-98

Interception Return for a Touchdown

By Lions: Bryant Westbrook, 34 yards vs. Tampa Bay, 9-28-98
By Opponent: Jimmy Hitchcock, 79 yards (Minnesota), 10-25-98

Fumble Recovered/Returned for a Touchdown

By Lions: Tracy Scroggins, 17 yards vs. Chicago, 11-27-97
By Opponent: LeRoy Butler, 32 yards (at Green Bay), 9-6-98

Touchdown Off a Halfback Pass

By Lions: James Jones to Gary Danielson, 22 yards vs. Philadelphia, 11-4-84
By Opponent: Edgar Bennett to Chris Penn, 18 yards (at Chicago), 10-4-98

Touchdown From Field Goal Formation

By Lions: Eric Hipple, 8 yard run vs. Chicago, 10-16-83
By Opponent: NOT SINCE 1948

Touchdown Off a Fake Field Goal

By Lions: Joe Reed to Ed O'Neil, 32 yard pass vs. Atlanta, 9-19-76
By Opponent: NOT SINCE 1948

Touchdown Off a Fake Punt

By Lions: NOT SINCE 1948
By Opponent: NOT SINCE 1948

Blocked Field Goal

By Lions: Marc Spindler vs. Arizona, 11-1-98
By Opponent: Warren Sapp (at Tampa Bay), Jason Hanson kicker, 9-29-96

Blocked Field Goal for a Touchdown

By Lions: Melvin Jenkins, 56 yards vs. Minnesota, 9-13-92 (Marc Spindler block)
By Opponent: Dwayne Crump, 64 yards (St. Louis), 12-21-75 (Bob Rowe block)

Blocked Punt

By Lions: Bennie Blades vs. Cleveland, Brian Hansen punter, 12-13-92
By Opponent: Ken Irvin (at Buffalo), John Jett punter, 10-5-97

Blocked Punt Recovered/Returned for a Touchdown

By Lions: Bennie Blades, 7 yards vs. Green Bay, 11-1-92
By Opponent: Barney Bussey, recovered in endzone (at Cincinnati), 11-19-89

Blocked PAT

By Lions: Ray Oldham at Minnesota, Rick Danmeier kicker, 9-20-81
By Opponent: Junior Bryant (at San Francisco), Jason Hanson kicker, 12-14-98

Missed PAT


By Lions: Jason Hanson at Miami, 12-7-97
By Opponent: Michael Husted (at Tampa Bay), 10-12-97

Shutout

By Lions: Detroit (27), at Tampa Bay (0), 9-29-96
By Opponent: at Detroit (0), Minnesota (13), 12-5-93

Safety

By Lions: Tracy Scroggins vs. Indianapolis, 11-23-97
By Opponent: TEAM (at Baltimore), 12-27-98



Coaching & Series Records

Lions' Year-By-Year Results

Year	Coach	Regular Season	Pct.	Spartans Points	Opp. Points	Home	Away	Post-Season	Pre-Season	Conf./Div. Finish
1930	Tubby Griffen	5-6-3	.455	176	161	5-1-2	0-5-1	0-0	0-0	7th NFL
1931	Potsy Clark	11-3-0	.786	175	77	7-0-0	4-3-0	0-0	0-0	2nd NFL
1932	Potsy Clark	6-2-4	.750	116	71	2-0-2	4-2-2	0-0	0-0	3rd NFL
1933	Potsy Clark	6-5-0	.545	128	87	4-1-0	2-4-0	0-0	0-0	2nd NFL Western
PORTSMOUTH TOTALS		28-16-7	.618	595	396	18-2-4	10-14-3	0-0	0-0	

Year	Coach	Regular Season	Pct.	Lions Points	Opp. Points	Home	Away	Post-Season	Pre-Season	Conf./Div. Finish
1934	Potsy Clark	10-3-0	.769	238	59	6-2-0	4-1-0			2nd Western Div.
1935	Potsy Clark	7-3-2	.700	191	111	5-0-1	2-3-1	1-0		NFL Champions
1936	Potsy Clark	8-4-0	.666	235	102	5-1-0	3-3-0			3rd NFL Western
1937	Dutch Clark	7-4-0	.636	180	105	4-2-0	3-2-0			3rd NFL Western
1938	Dutch Clark	7-4-0	.636	119	108	4-3-0	3-1-0			2nd NFL Western
1939	Gus Henderson	6-5-0	.545	145	150	4-2-0	2-3-0			3rd NFL Western
1940	Potsy Clark	5-5-1	.500	138	153	3-3-0	2-2-1			3rd NFL Western
1941	Bill Edwards	4-6-1	.400	121	195	3-2-0	1-4-1			3rd NFL Western
1942	Bill Edwards#	0-11-0	.000	38	263	0-7-0	0-4-0			5th NFL Western
1943	Gus Dorais	3-6-1	.333	178	238	2-2-1	1-4-0			3rd NFL Western
1944	Gus Dorais	6-3-1	.667	216	151	3-2-0	3-1-1			2nd NFL Western
1945	Gus Dorais	7-3-0	.700	195	194	3-1-0	4-2-0			2nd NFL Western
1946	Gus Dorais	1-10-0	.091	152	310	1-5-0	0-5-0			5th NFL Western
1947	Gus Dorais	3-9-0	.250	231	305	2-4-0	1-5-0			5th NFL Western
1948	Bo McMillin	2-10-0	.167	200	407	2-4-0	0-6-0			5th NFL Western
1949	Bo McMillin	4-8-0	.333	237	259	2-4-0	2-4-0		3-2-0	4th NFL Western
1950	Bo McMillin	6-6-0	.500	321	295	4-2-0	2-4-0		2-3-0	4th NFL Western
1951	Buddy Parker	7-4-1	.636	336	259	3-3-1	4-1-0		4-1-1	2nd NFL Western
1952	Buddy Parker	9-3-0	.750	344	192	5-1-0	4-2-0	2-0	6-0-0	NFL Champions
1953	Buddy Parker	10-2-0	.833	271	205	5-1-0	5-1-0	1-0	4-1-1	NFL Champions
1954	Buddy Parker	9-2-1	.818	337	189	5-0-1	4-2-0	0-1	6-0-0	NFL Runner-up
1955	Buddy Parker	3-9-0	.250	230	275	2-4-0	1-5-0		4-2-0	6th NFL Western
1956	Buddy Parker	9-3-0	.750	300	188	5-1-0	4-2-0		4-2-0	2nd NFL Western
1957	George Wilson	8-4-0	.667	251	231	5-1-0	3-3-0	2-0	3-3-0	NFL Champions
1958	George Wilson	4-7-1	.364	261	276	2-4-0	2-3-1		3-3-0	5th NFL Western
1959	George Wilson	3-8-1	.213	203	275	2-4-0	1-4-1		4-2-1	5th NFL Western
1960	George Wilson	7-5-0	.583	235	212	5-1-0	2-4-0		2-3-1	2nd NFL Western
1961	George Wilson	8-5-1	.615	270	258	2-5-0	6-0-1		4-1-0	2nd NFL Western
1962	George Wilson	11-3-0	.786	315	177	7-0-0	4-3-0		4-1-0	2nd NFL Western
1963	George Wilson	5-8-1	.385	326	265	3-3-1	2-5-0		2-3-0	4th NFL Western
1964	George Wilson	7-5-2	.583	280	260	3-3-1	4-2-1		3-1-1	4th NFL Western
1965	Harry Gilmer	6-7-1	.462	257	295	2-4-1	4-3-0		1-4-0	6th NFL Western
1966	Harry Gilmer	4-9-1	.308	206	317	3-4-0	1-5-1		0-4-1	6th NFL Western
1967	Joe Schmidt	5-7-2	.417	260	232	3-4-0	2-3-2		3-2-0	3rd NFL Central
1968	Joe Schmidt	4-8-2	.333	207	246	1-4-2	3-4-0		2-3-0	4th NFL Central
1969	Joe Schmidt	9-4-1	.692	259	193	5-2-0	4-2-1		5-1-0	2nd NFL Central
1970	Joe Schmidt	10-4-0	.714	347	202	6-1-0	4-3-0	0-1	4-2-0	2nd NFC Central
1971	Joe Schmidt	7-6-1	.583	341	286	3-4-0	4-2-1		3-3-0	2nd NFC Central
1972	Joe Schmidt	8-5-1	.607	339	290	5-2-0	3-3-1		4-2-0	2nd NFC Central
1973	Don McCafferty	6-7-1	.464	271	247	4-3-0	2-4-1		4-2-0	2nd NFC Central
1974	Rick Forzano	7-7-0	.500	256	270	5-2-0	2-5-0		2-4-0	2nd NFC Central
1975	Rick Forzano	7-7-0	.500	245	262	4-3-0	3-4-0		2-4-0	2nd NFC Central
1976	Rick Forzano*	6-8-0	.429	262	220	5-2-0	1-6-0		3-4-0	3rd NFC Central
1977	Tommy Hudspeth	6-8-0	.429	183	252	5-2-0	1-6-0		3-3-0	3rd NFC Central
1978	Monte Clark	7-9-0	.438	290	300	5-3-0	2-6-0		2-2-0	3rd NFC Central
1979	Monte Clark	2-14-0	.125	219	365	2-6-0	0-8-0		2-2-0	5th NFC Central

Year	Regular Coach	Season	Pct.	Lions Points	Opp. Points	Home	Away	Post-Season	Pre-Season	Conf./Div. Finish
1980	Monte Clark	9-7-0	.563	334	272	6-2-0	3-5-0		3-1-0	2nd NFC Central
1981	Monte Clark	8-8-0	.500	397	322	7-1-0	1-7-0		1-3-0	2nd NFC Central
1982	Monte Clark	4-5-0	.444	181	176	2-3-0	2-2-0	0-1	2-2-0	4th NFC Central
1983	Monte Clark	9-7-0	.563	347	287	6-2-0	3-5-0	0-1	2-2-0	1st NFC Central
1984	Monte Clark	4-11-1	.281	283	408	2-5-1	2-6-0		2-2-0	4th NFC Central
1985	Darryl Rogers	7-9-0	.438	307	366	6-2-0	1-7-0		1-2-1	4th NFC Central
1986	Darryl Rogers	5-11-0	.313	277	326	1-7-0	4-4-0		2-2-0	3rd NFC Central
1987	Darryl Rogers	4-11-0	.267	269	384	1-6-0	3-5-0		2-2-0	5th NFC Central
1988	Darryl Rogers@	4-12-0	.333	220	313	2-6-0	2-6-0		0-4-0	4th NFC Central
1989	Wayne Fontes	7-9-0	.438	312	364	4-4-0	3-5-0		0-4-0	3rd NFC Central
1990	Wayne Fontes	6-10-0	.375	373	413	3-5-0	3-5-0		4-0-0	3rd NFC Central
1991	Wayne Fontes	12-4-0	.750	339	295	8-0-0	4-4-0	1-1	2-3-0	1st NFC Central
1992	Wayne Fontes	5-11-0	.313	273	332	3-5-0	2-6-0		1-3-0	5th NFC Central
1993	Wayne Fontes	10-6-0	.625	298	292	5-3-0	5-3-0	0-1	4-0-1	1st NFC Central
1994	Wayne Fontes	9-7-0	.563	357	342	6-2-0	3-5-0	0-1	2-2-0	3rd NFC Central
1995	Wayne Fontes	10-6-0	.625	436	336	7-1-0	3-5-0	0-1	3-1-0	2nd NFC Central
1996	Wayne Fontes	5-11-0	.455	302	369	4-4-0	1-7-0		3-1-0	5th NFC Central
1997	Bobby Ross	9-7-0	.563	379	306	6-2-0	3-5-0	0-1	1-3-0	3rd NFC Central
1998	Bobby Ross	5-11-0	.313	306	378	4-4-0	1-7-0		1-3-0	4th NFC Central
DETROIT TOTALS		412-441-25	.483	17,026	16,925	248-187-10	164-254-15	7-9	134-110-8	
PORTSMOUTH TOTALS		28-16-7	.618	595	396	18-2-4	10-14-3	0-0	0-0	
FRANCHISE TOTALS		440-457-32	.491	17,261	17,321	266-189-14	174-268-18	7-9	134-110-8	

ALL-TIME CLUB RECORD (including post-season): 447-466-32, .490

Karcis (0-8) replaced Edwards who began 1942 season with a 0-3 record

* Hudspeth (5-5) replaced Forzano who began 1976 season with a 1-3 record

@ Fontes (2-3) replaced Rogers who began 1988 season with a 2-9 record

Lions' Head Coaches Summary

(Includes Portsmouth Spartans and Post-Season Games)

Name	Years	Total	Games	Won	Lost	Tied	Pct.
Hal Griffen	1930	1	14	5	6	3	.464
Potsy Clark	1931-36, 40	7	86	54	25	7	.669
Dutch Clark	1937-38	2	22	14	8	0	.636
Gus Henderson	1939	1	11	6	5	0	.545
Bill Edwards	1941-42	1+	14	4	9	1	.321
John Karcis	1942	1-	8	0	8	0	.000
Gus Dorais	1943-47	5	53	20	31	2	.396
Bo McMillin	1948-50	3	36	12	24	0	.333
Buddy Parker	1951-56	6	76	50	24	2	.671
George Wilson	1957-64	8	106	55	45	6	.547
Harry Gilmer	1965-66	2	28	10	16	2	.393
Joe Schmidt	1967-72	6	85	43	35	7	.547
Don McCafferty	1973	1	14	6	7	1	.464
Rick Forzano	1974-76	2+	32	15	17	0	.469
Tommy Hudspeth	1976-77	1+	24	11	13	0	.458
Monte Clark	1978-84	7	107	43	63	1	.407
Darryl Rogers	1985-88	3+	58	18	40	0	.310
Wayne Fontes	1988-96	8+	138	67	71	0	.486
Bobby Ross	1997-	2	33	14	19	0	.424
TOTALS (19 coaches)		69	945	447	466	32	.490

+ Denotes having coached a portion of an additional season

- Denotes having coached less than one season

Past Detroit Lions Coaches

- *Hunk Anderson, 1939
 Billy Atkins, 1978-79
 *Joe Bach, 1943-47
 Bob Baker, 1985-88
 Carl Battershell, 1985-88
 Sammy Baugh, 1966
 Maxie Baughan, 1980-82
 Ed Beard, 1983-84
 Bruce Beatty, 1975-76
 Bill Belichick, 1976-77
 Leeman Bennett, 1972
 Raymond Berry, 1973-75, 1991
 *Les Bingaman, 1960-64
 Paul Boudreau, 1994-96
 Carl Brettschneider, 1965-66
 Earl Brown, 1951
 John Brunner, 1980-82
 Joe Bugel, 1975-76
 Henry Bullough, 1993
 Lew Carpenter, 1987-88
 Jim Carr, 1975-76
 Pete Cawthon, 1945
 *Paul Christman, 1954-55
 *Dutch Clark, HEAD COACH, 1937-38
 Monte Clark, HEAD COACH, 1978-84
 *Potsy Clark, HEAD COACH, 1934-36, 1940
 Red Cochran, 1956-58
 Jimmy David, 1967-72
 Darrell "Mouse" Davis, 1989-90
 Rey Dempsey, 1975
 Don Doll, 1963-64, 1978-88
 *Gus Dorais, HEAD COACH, 1943-47
 *Rollie Dotsch, 1977
 Bob Dove, 1958-59
 Jim Eddy, 1996
 Bill Edwards, HEAD COACH, 1941, 1942 (three games)
 Wally English, 1974-75, 1977
 John Fontes, 1992-96
 *Len Fontes, 1990-91
 Wayne Fontes, assistant 1985-88
 HEAD COACH, 1988 (five games)-1996
 Aldo Forte, 1950-55
 Mo Forte, 1995-96
- Rick Forzano, assistant 1973, HEAD COACH 1974-76
 Frank Ganzs, 1989-93
 Doug Gerhart, 1978
 Bob Gibson, 1976
 Harry Gilmer, HEAD COACH, 1965-66
 Jerry Glanville, 1974-76
 Sonny Grandelius, 1964
 *Gus Henderson, HEAD COACH, 1939
 Dan Henning, 1992-93
 Fred Hoaglin, 1978-84
 Bob Holloway, 1973-74
 Tommy Hudspeth, HEAD COACH, 1976-77
 Ed Hughes, 1977
 Dave Jaumotte, 1991-94
 Bill Johnson, 1983-84
 June Jones, 1989-90
 John Karcis, assistant 1942, HEAD COACH 1942 (eight games)
 Steve Kazor, 1994-96
 Eddie Khayat, 1973-74, 1982-84
 Chuck Knox, 1967-72
 Greg Landry, 1995-96
 Paul Lanham, 1985-86
 Lamar Leachman, 1990-94
 Dave Levy, 1989-96
 Joe Madden, 1980-84
 Ted Marchbroda, 1982-83
 Jim Martin, 1967-72
 Billie Matthews, 1989-94
 *Don McCafferty, HEAD COACH, 1973
 Leon McLaughlin, 1973-74
 *Scooter McLean, 1959-63
 *Bo McMillin, HEAD COACH, 1948-50
 *Bill McPeak, 1967-72
 John Meyer, 1973-74
 Burnie Miller, 1977
 Roy Miller, 1941-42
 Dick Modzelewski, 1988-89
 Tom Moore, 1994-96
 Bill Muir, 1985-88
 Mike Murphy, 1985-89
 Bill Nelsen, 1984
 Rex Norris, 1985-87
- John North, 1965-72
 Frank Novak, 1995-96
 *Bob Nussbaumer, 1957-64
 Bob Palcic, 1997-98
 *Buddy Parker, assistant 1950, HEAD COACH, 1951-56
 Larry Pasquale, 1979
 Herb Paterra, 1989-95
 John Payne, 1977
 Floyd Peters, 1978-81
 Mel Phillips, 1980-84
 Buster Ramsey, 1952-59
 *Clare Randolph, 1940
 Vic Rapp, 1987-88
 Jimmy Raye, 1978-79
 Floyd Reese, 1975-77
 Ray Renfro, 1965
 Darryl Rogers, HEAD COACH, 1985-1988 (11 games)
 Lou Rymkus, 1966
 Charlie Sanders, 1989-96
 Joe Schmidt, assistant 1966, HEAD COACH, 1967-72
 Bob Schnelker, 1978-81
 Marty Schottenheimer, 1978-79
 Larry Seiple, 1980-84
 Willie Shaw, 1985-88
 Fritz Shurmur, 1975-77
 Ken Shipp, 1976
 Don Shula, 1960-62
 *Jackie Simpson, 1983
 Carl Taseff, 1965-66
 John Teerlinck, 1995-96
 Tim Temerario, 1948-49
 *Russ Thomas, 1952-53
 Howard Tippett, 1994-96
 Marc Trestman, 1997
 Dick Voris, 1972
 Jerry Wampfler, 1989-93
 Woody Widenhofer, 1989-92
 Ivy Williams, 1985-86
 *George Wilson, assistant 1949-56, HEAD COACH, 1957-64
 Bob Winslow, 1946-47
 *Lou Zarza, 1948
 Art Zeleznik, 1976
 (* deceased)

Lions vs. All-Time Opponents

LIONS vs. NFC TEAMS

(Regular Season Only)

	GP	W	L	T
Arizona Cardinals	51	28	18	5
Atlanta Falcons	27	20	7	0
Chicago Bears	138	56	77	5
Dallas Cowboys	13	6	7	0
Green Bay Packers	137	60	70	7
Minnesota Vikings	75	27	46	2
New Orleans Saints	15	6	8	1
New York Giants	36	18	17	1
Philadelphia Eagles	25	12	11	2
St. Louis Rams	75	35	39	1
San Francisco 49ers	56	26	29	1
Tampa Bay Buccaneers	42	24	18	0
Washington Redskins	32	8	24	0
Total	722	326	371	25

LIONS vs. AFC TEAMS

(Regular Season Only)

	GP	W	L	T
Baltimore Ravens	1	0	1	0
Buffalo Bills	6	3	2	1
Cincinnati Bengals	7	3	4	0
Cleveland Browns	15	12	3	0
Denver Broncos	7	3	4	0
Indianapolis Colts	38	19	17	2
Jacksonville Jaguars	2	1	1	0
Kansas City Chiefs	8	3	5	0
Miami Dolphins	6	2	4	0
New England Patriots	6	3	3	0
New York Jets	8	5	3	0
Oakland Raiders	8	2	6	0
Pittsburgh Steelers	26	14	11	1
San Diego Chargers	6	3	3	0
Seattle Seahawks	7	3	4	0
Tennessee Titans	7	3	4	0
Total	158	79	75	4

LIONS IN POST-SEASON GAMES

	GP	W	L	T
Championships	5	4	1	0
Playoffs	11	3	8	0
Total	16	7	9	0

LIONS IN PRESEASON GAMES

(Since 1949)

	GP	W	L	T
Arizona Cardinals	15	11	4	0
Atlanta Falcons	2	1	1	0
Buffalo Bills	20	11	8	1
Chicago Bears	1	1	0	0
Cincinnati Bengals	29	13	16	0
Cleveland Browns	33	19	13	1
College All-Stars	3	2	1	0
Dallas Cowboys	6	2	3	1
Denver Broncos	3	1	2	0
Jacksonville Jaguars	1	1	0	0
Indianapolis Colts	18	5	12	1
Kansas City Chiefs	10	6	4	0
Miami Dolphins	6	1	5	0
Minnesota Vikings	1	0	0	1
New England Patriots	5	4	1	0
New Orleans Saints	7	4	3	0
New York Bulldogs	1	1	0	0
New York Giants	14	9	4	1
New York Jets	3	2	1	0
New York Yanks	1	1	0	0
Oakland Raiders	3	1	2	0
Philadelphia Eagles	25	13	11	1
Pittsburgh Steelers	13	8	5	0
St. Louis Rams	2	0	1	1
San Diego Chargers	1	1	0	0
Seattle Seahawks	7	2	5	0
Tennessee Titans	4	3	1	0
Washington Redskins	18	11	7	0
Total	252	134	110	8

LIONS vs. DEFUNCT TEAMS

(Regular Season Games)

	GP	W	L	T
Boston Yanks	5	3	2	0
Brooklyn Dodgers	11	8	3	0
Chicago-Pittsburgh	2	2	0	0
Cincinnati-St. Louis	2	2	0	0
Dallas Texans	2	2	0	0
New York Bulldogs	1	1	0	0
New York Yanks	4	2	1	1
Phila.-Pittsburgh	1	0	1	0
Total	28	20	7	1

Arizona Cardinals

LIONS' ALL-TIME BESTS vs. CARDINALS

CARDINALS '99 SCHEDULE

SEPT. 12	at Philadelphia
SEPT. 19	at Miami
SEPT. 27	SAN FRAN. (Mon.)
OCT. 3	at Dallas
OCT. 10	NEW YORK GIANTS
OCT. 17	WASHINGTON
OCT. 24	OPEN DATE
OCT. 31	NEW ENGLAND
NOV. 7	at New York Jets
NOV. 14	DETROIT
NOV. 21	DALLAS
NOV. 28	at New York Giants
DEC. 5	PHILADELPHIA
DEC. 12	at Washington
DEC. 19	BUFFALO
DEC. 26	at Atlanta
JAN. 2	at Green Bay

1998 RESULTS (9-7)

at Dallas	L, 10-38
at Seattle	L, 14-33
PHILADELPHIA	W, 17-3
at St. Louis	W, 20-17
OAKLAND	L, 20-23
CHICAGO	W, 20-7
at New York Giants	L, 7-34
at Detroit	W, 17-15
WASHINGTON	W, 29-27
DALLAS	L, 28-35
at Washington	W, 45-42
at Kansas City	L, 24-34
NEW YORK GIANTS	L, 19-23
at Philadelphia	W, 20-17
NEW ORLEANS	W, 19-17
SAN DIEGO	W, 16-13

Playoffs

at Dallas	W, 20-17
at Minnesota	L, 21-41

PUBLIC RELATIONS

Paul Jensen/Greg Gladysiewski/Luke Sacks
P.O. Box 888
Phoenix, AZ 85001-0888
(602) 379-0101

Rushing

Most Carries
27 by Barry Sanders, 11/1/98
25 by Billy Sims, 9/21/80
24 by Barry Sanders, 9/17/95
20 by Derrick Moore, 12/12/93

Most Yards Gained
147 by Barry Sanders, 19/17/95
107 by Derrick Moore, 12/12/93
by Barry Sanders, 11/1/98

Most Rushing TD's
2 by Dan Lewis, 11/12/61

Passing

Most Attempts
29 by Joe Reed, 12/21/75

Most Completions
19 by Erik Kramer, 12/12/93

Most Yards Gained
257 by Erik Kramer, 12/12/93

Most Passes Had Intercepted
5 by Gary Danielson, 12/3/78

Most TD passes
3 by Erik Kramer, 12/12/93

Receiving

Most Passes Received
7 by Derrick Moore, 12/12/93
by Brett Perriman, 9/17/95
by Johnnie Morton, 11/1/98

Most Yards Gained

117 by Earl McCullough, 11/16/69
115 by Johnnie Morton, 11/1/98
114 by Brett Perriman, 9/17/95
113 by Terry Barr, 11/12/61
107 by Pat Studstill, 10/1/67

Most Receiving TD's
2 by Pat Studstill, 10/1/67

Interceptions

Most Passes Intercepted
2 by Lem Barney, 12/6/70
1 by several players, Last by Bryant Westbrook, 11/1/98

Scoring

Most Points
14 by Jason Hanson, 9/26/93

Most TD's
2 by Pat Studstill, 10/1/67
by Dan Lewis, 11/12/61
by Howard Cassidy, 11/12/61

Most FG's
4 by Jason Hanson, 9/26/93
3 by Jason Hanson, 11/1/98

Punting

Most Punts
7 by Tom Skladany, 12/7/60

Punt Returns

Most Returns
6 by Tony Leonard, 12/3/78
5 by Terry Fair, 11/1/98

Most Yards Returned

55 by Tony Leonard, 12/3/78

Kickoff Returns

Most Returns
6 by Johnnie Morton, 9/17/95

Most Yards Returned
136 by Johnnie Morton, 9/17/95

Longest Plays

Rushing Play
50 yards by Leonard Thompson, 9/21/60

Passing Play
54t by Bill Munson-to-Charlie Sanders, 12/2/73

Kickoff Return
61 yards by Mel Gray, 9/26/93

Punt
67 yards by Pat Studstill, 10/1/67

Punt Return
43 yards by Charlie West, 12/21/75

Interception Return
26 yards by Levi Johnson, 12/21/75

Field Goal
52 yards by Errol Mann, 12/2/73

DETROIT'S SERIES AGAINST ARIZONA

28 Wins, 18 Losses, 5 Ties

DATE	W-L	SCORE	11-21-37	W	16-7	10-21-45*	W	26-0	12-2-73	W	20-16
10-5-30*	T	0-0	10-23-38*	W	10-0	9-30-46	L	14-34	12-21-75*	L	13-24
10-26-30	L	13-23	11-20-38	W	7-3	10-13-45*	L	14-36	12-3-78	L	14-21
9-23-31*	W	13-3	9-10-39*	W	21-13	9-28-47	L	21-45	9-21-80*	W	20-7
11-22-31	L	19-20	10-1-39	W	17-3	11-9-47*	L	7-17	12-7-80	L	23-24
10-2-32*	T	7-7	9-15-40	T	0-0	11-7-48	L	20-56	9-10-89*	L	13-16
10-1-33*	W	7-6	10-6-40*	W	43-14	11-25-48*	L	14-28	9-26-93*	W	26-20
9-30-34*	W	6-0	9-27-41	T	14-14	10-23-49	W	24-7	12-12-93	W	21-14
11-11-34	W	17-13	11-30-41*	W	21-3	11-6-49*	L	19-42	9-17-95*	L	17-20
9-29-35*	T	10-10	9-20-42	L	0-13	12-6-59*	W	45-21	11-1-98*	L	15-17
11-3-35	W	7-6	10-18-42*	L	0-7	11-12-61	W	45-14			
9-27-36*	W	39-0	9-19-43*	W	35-17	10-1-67	L	28-38			
11-22-36	W	14-7	10-17-43	W	7-0	11-16-69*	W	20-0			
9-19-37*	W	16-7	9-23-45	W	10-0	12-6-70*	W	16-3			

(*Lions home game)

Note: From 1930-33, the Lions were the Portsmouth Spartans.

SERIES NOTES: DETROIT vs. ARIZONA

- Detroit's series with the Cardinals is the oldest in the history of the Lions' franchise. The first game was played on October 5, 1930 between the Portsmouth Spartans and the Chicago Cardinals.
- The Lions own a 28-18-5 advantage over the Cardinals in the series that dates back to a scoreless tie on October 5, 1930, between the Spartans and the Chicago Cardinals. The Spartans became the Detroit Lions in 1934 and that series kicked off with a 6-0 Lions victory over the Chicago Cardinals on September 30, 1934.
- In all, the Portsmouth Spartans were 2-2-2 vs. the Chicago Cardinals, Detroit registered a 19-9-3 mark against the Cardinals, a 5-4 record over the St. Louis Cardinals, and a 2-3 mark since the Cardinals moved to Phoenix.
- The teams met twice in 1993 with Detroit winning both contests, 26-20 in the Silverdome on September 26, and 21-14 in Phoenix on December 12.

Atlanta Falcons

LIONS' ALL-TIME BESTS vs. FALCONS

FALCONS '99 SCHEDULE	
SEPT. 12	MINNESOTA
SEPT. 20	at Dallas (Mon.)
SEPT. 26	at St. Louis
OCT. 3	BALTIMORE
OCT. 10	at New Orleans
OCT. 17	ST. LOUIS
OCT. 25	at Pittsburgh (Mon.)
OCT. 31	CAROLINA
NOV. 7	JACKSONVILLE
NOV. 14	OPEN DATE
NOV. 21	at Tampa Bay
NOV. 28	at Carolina
DEC. 5	NEW ORLEANS
DEC. 12	at San Francisco
DEC. 19	at Tennessee
DEC. 26	ARIZONA
JAN. 3	SAN FRAN. (Mon.)

1998 RESULTS (14-2)	
at Carolina	W, 19-14
PHILADELPHIA	W, 17-12
at San Francisco	L, 20-31
CAROLINA	W, 51-23
at New York Giants	W, 34-20
NEW ORLEANS	W, 31-23
at New York Jets	L, 3-28
ST. LOUIS	W, 37-15
at New England	W, 41-10
SAN FRANCISCO	W, 31-19
CHICAGO	W, 20-13
at St. Louis	W, 21-10
INDIANAPOLIS	W, 28-21
at New Orleans	W, 27-17
at Detroit	W, 24-17
MIAMI	W, 38-16
Playoffs	
SAN FRANCISCO	W, 20-18
at Minnesota	W, 30-27 (OT)
vs. Denver	L, 19-34

PUBLIC RELATIONS

Aaron Salkin/Frank Kleha
One Falcon Place
Suwanee, GA 30024
(770) 945-1111

Rushing

Most Carries
30 by Rick Kane, 11/13/77
27 by Barry Sanders, 9/4/94
25 by Barry Sanders, 12/20/98

Most Yards Gained
158 by Barry Sanders, 12/24/89
140 by Billy Sims, 9/9/84
120 by Barry Sanders, 9/4/94

Most Rushing TD's
3 by Barry Sanders, 12/24/89

Passing

Most Attempts
50 by Scott Mitchell, 11/5/95

Most Completions
23 by Gary Danielson, 10/5/80
by Scott Mitchell, 11/5/95

Most Yards Gained
348 by Gary Danielson, 10/5/80
321 by Scott Mitchell, 11/5/95

Most Passes Had Intercepted
3 by Greg Landry, 10/8/72

Most TD Passes
3 by Bill Munson, 12/8/68
by Eric Hipple, 9/8/85
by Scott Mitchell, 9/4/94
by Scott Mitchell, 10/6/96

Receiving

Most Passes Received
9 by Herman Moore, 11/5/95
7 by Richard Johnson, 12/24/89

Most Yards Gained

176 by Herman Moore, 11/5/95
135 by Richard Johnson, 12/24/89
113 by Herman Moore, 9/5/93
107 by Freddie Scott, 10/5/80
107 by Herman Moore, 10/6/96
105 by Bill Gambrell, 12/6/68
102 by Ron Jessie, 10/8/72

Most Receiving TD's

2 by Fred Scott, 10/5/80
by Jeff Chadwick, 9/8/85
by Anthony Carter, 9/4/94
by Herman Moore, 10/6/96
by Herman Moore, 8/31/97

Interceptions

Most Passes Intercepted
2 by Tom Vaughn, 12/8/68
by Dick LeBeau, 10/3/71
by James Hunter, 11/13/77
by Duane Galloway, 9/13/87

Scoring

Most Points
18 by Bill Gambrell, 12/8/68
by Barry Sanders, 12/24/89

Most TD's

3 by Bill Gambrell, 12/8/68
by Barry Sanders, 12/24/89

Most FG's

3 by Jason Hanson, 9/5/93

Punting

Most Punts
8 by Herman Weaver, 10/1/73
by Larry Swider, 9/23/79
by John Jett, 8/31/87

Punt Returns

Most Returns
6 by Mel Gray, 9/16/90
by Mel Gray, 9/5/93

Most Yards Returned

103 by Pete Mandley, 12/21/86

Kickoff Returns

Most Returns
7 by John Arnold, 10/5/80

Most Yards Returned

125 by Ron Jessie, 10/3/71

Longest Plays

Rushing Play
57 yards by Larry Walton, 10/1/73

Passing Play
82 yards from Greg Landry-to-Ron Jessie, 10/8/72

Punt

64 yards by Greg Montgomery, 9/4/94

Punt Return

81 yards by Pete Mandley, 12/21/86

Kickoff Return

97 yards by Ron Jessie, 10/3/71

Interception Return

45 yards by Lem Barney, 10/22/67

Field Goal

48 yards by Eddie Murray, 9/9/84

DETROIT'S SERIES AGAINST ATLANTA

20 Wins, 7 Losses

DATE	W-L	SCORE	10-1-73*	W	31-6	9-18-83*	L	14-30	9-16-90	W	21-14
9-25-66*	W	28-10	9-28-75	W	17-14	9-9-84	W(OT)	27-24	9-5-93*	W	30-13
10-22-67*	W	24-3	9-19-76*	W	24-10	9-8-85	W	28-27	9-4-94*	W(OT)	31-28
12-8-68	W	24-7	11-13-77	L	6-17	12-21-86*	L	6-20	11-5-95	L	22-34
11-9-69*	W	27-21	10-15-78	L	0-14	12-27-87	W	30-13	10-6-96*	W	28-24
10-3-71*	W	41-38	9-23-79*	W	24-23	9-4-88*	W	31-17	8-31-97*	W	28-17
10-8-72	W	26-23	10-5-80	L	28-43	12-24-89	W	31-24	12-20-98*	L	17-24

(*Lions home game)

SERIES NOTES: DETROIT vs. ATLANTA

- The Lions and Falcons met in the regular season opener or closer seven times between 1985-94. The two teams opened or closed the season every year from 1985-89, and met in the regular season opener again in 1997.
- The Lions have dominated the series against the Falcons, earning a 20-7 record. The initial meeting took place on September 25, 1966, Atlanta's inaugural season, with the Lions running away with a 28-10 win. Detroit claimed the first nine contests in the series.
- The Lions are 12-3 at home (5-0 in Tiger Stadium; 7-3 in the Silverdome). Detroit has won eight of the last ten matchups in the series, with the lone exceptions during that span coming in a 1995 Falcons' win (34-22) in the Lions' only visit ever to the Georgia Dome, and Atlanta's 24-17 win at the Silverdome on December 20, 1998.

Baltimore Ravens

LIONS' ALL-TIME BESTS vs. BALTIMORE

RAVENS '99 SCHEDULE	
SEPT. 12	at St. Louis
SEPT. 19	PITTSBURGH
SEPT. 26	CLEVELAND
OCT. 3	at Atlanta
OCT. 10	at Tennessee
OCT. 17	OPEN DATE
OCT. 21	KANSAS CITY (Thu.)
OCT. 31	BUFFALO
NOV. 7	at Cleveland
NOV. 14	at Jacksonville
NOV. 21	at Cincinnati
NOV. 28	JACKSONVILLE
DEC. 5	TENNESSEE
DEC. 12	at Pittsburgh
DEC. 19	NEW ORLEANS
DEC. 26	CINCINNATI
JAN. 2	at New England

1998 RESULTS (6-10)	
PITTSBURGH	L, 13-20
at New York Jets	W, 24-10
at Jacksonville	L, 10-24
CINCINNATI	W, 31-24
TENNESSEE	L, 8-12
at Pittsburgh	L, 6-16
at Green Bay	L, 10-28
JACKSONVILLE	L, 19-45
OAKLAND	W, 13-10
at San Diego	L, 13-14
at Cincinnati	W, 20-13
INDIANAPOLIS	W, 38-31
at Tennessee	L, 14-16
MINNESOTA	L, 28-38
at Chicago	L, 3-24
DETROIT	W, 19-10

PUBLIC RELATIONS

Kevin Byrne/Francine Lubera
11001 Owing Mills Blvd.
Owing Mills, MD 21117
(410) 654-6200

Rushing
Most Carries
19 by Barry Sanders, 12/27/98

Most Yards Gained
41 by Barry Sanders, 12/27/98

Most Rushing TD's
None

Passing
Most Attempts
29 by Frank Reich, 12/27/98

Most Completions
18 by Frank Reich, 12/27/98

Most Yards Gained
195 by Frank Reich, 12/27/98

Most Passes Had Intercepted
None

Most TD Passes
1 by Frank Reich, 12/27/98

Receiving
Most Passes Received
10 by Herman Moore, 12/27/98

Most Yards Gained
120 by Herman Moore, 12/27/98

Most Receiving TD's
1 by Cory Schlesinger, 12/27/98

Interceptions
Most Passes Intercepted
None

Scoring
Most Points
6 by Cory Schlesinger, 12/27/98
4 by Jason Hanson, 12/27/98

Most TD's
1 by Cory Schlesinger, 12/27/98

Most FG's
1 by Jason Hanson, 12/27/98

Punting
Most Punts
6 by John Jett, 12/27/98

Punt Returns
Most Returns
4 by Tommie Boyd, 12/27/98

Most Yards Returned
11 by Tommie Boyd, 12/27/98

Kickoff Returns
Most Returns
4 by Tommie Boyd, 12/27/98

Most Yards Returned
74 by Tommie Boyd, 12/27/98

Longest Plays
Rushing Play
31 by Barry Sanders, 12/27/98

Passing Play
30 yards from Frank Reich-to-Herman Moore

Punt
53 by John Jett, 12/27/98

Punt Return
3 by Tommie Boyd, 12/27/98

Kickoff Return
24 by Tommie Boyd, 12/27/98

Interception Return
None

Field Goal
39 yards by Jason Hanson, 12/27/98

DETROIT'S SERIES AGAINST BALTIMORE

0 Wins, 1 Loss

DATE	W-L	SCORE
12-27-98	L	10-19

(*Lions home game)

BILLS '99 SCHEDULE

SEPT. 12	at Indianapolis
SEPT. 19	NEW YORK JETS
SEPT. 26	PHILADELPHIA
OCT. 4	at Miami (Mon.)
OCT. 10	PITTSBURGH
OCT. 17	OAKLAND
OCT. 24	at Seattle
OCT. 31	at Baltimore
NOV. 7	at Washington
NOV. 14	MIAMI
NOV. 21	at New York Jets
NOV. 28	NEW ENGLAND
DEC. 5	OPEN DATE
DEC. 12	NEW YORK GIANTS
DEC. 19	at Arizona
DEC. 26	at New England
JAN. 2	INDIANAPOLIS

1998 RESULTS (10-6)

at San Diego	L, 14-16
at Miami	L, 7-13
ST. LOUIS	L, 33-34
SAN FRANCISCO	W, 26-21
at Indianapolis	W, 31-24
JACKSONVILLE	W, 17-16
at Carolina	W, 30-14
MIAMI	W, 30-24
at New York Jets	L, 12-34
NEW ENGLAND	W, 13-10
INDIANAPOLIS	W, 34-11
at New England	L, 21-25
at Cincinnati	W, 33-20
OAKLAND	W, 44-21
NEW YORK JETS	L, 10-17
at New Orleans	W, 45-33

Playoffs

at Miami L, 17-24

PUBLIC RELATIONS

Scott Berchtold/Mark Dalton
One Bills Drive
Orchard Park, NY 14127
(716) 648-1800

Buffalo Bills

LIONS' ALL-TIME BESTS vs. BILLS

Rushing

Most Carries

27 by Dexter Bussey, 11/25/76
26 by Dexter Bussey, 10/28/79
by Barry Sanders, 12/22/91
25 by Barry Sanders, 10/5/97

Most Yards Gained

139 by Dexter Bussey, 10/28/79
137 by Dexter Bussey, 11/25/76
108 by Barry Sanders, 12/22/91
107 by Barry Sanders, 10/5/97

Most Rushing TD's

1 by several players; most recent
Scott Mitchell, 10/5/97

Passing

Most Attempts

38 by Scott Mitchell, 10/5/97

Most Completions

20 by Dave Krieg, 11/24/94
by Scott Mitchell, 10/5/97

Most Yards Gained

351 by Dave Krieg, 11/24/94

Most Touchdowns

3 by Greg Landry, 12/10/72
by Dave Krieg, 11/24/94

Most Passes Had Intercepted

2 by Erik Kramer, 12/22/91

Receiving

Most Passes Received

8 by Herman Moore, 10/5/97
7 by Herman Moore, 11/24/94

Most Yards Gained

169 by Herman Moore, 11/24/94

Most Receiving TD's

2 by David Hill, 11/25/76

Interceptions

Most Passes Intercepted

2 by Willie Clay, 11/24/94

Scoring

Most Points

12 by David Hill, 11/25/76

Most TD's

2 by David Hill, 11/25/76

Most FG's

2 by Bennie Ricardo, 11/25/76
by Jason Hanson, 10/5/97

Punting

Most Punts

6 by Jim Arnold, 12/22/91

Punt Returns

Most Returns
3 by Lem Barney, 11/25/76

Most Yards Returned

56 by Lem Barney, 11/25/76

Kickoff Returns

Most Returns

3 by Ken Calicut, 10/28/79
by Mel Gray, 11/24/94
by Glyn Milburn, 10/5/97

Most Yards Returned

69 by Glyn Milburn, 10/5/97
67 by Mel Gray, 11/24/94

Longest Plays

Rushing Play

40 yards by Barry Sanders, 10/5/97
38 by Dexter Bussey, 10/28/79

Passing Play

511 by Dave Krieg-to-Herman
Moore, 11/24/94

Kickoff Return

35 yards by Mel Gray, 11/24/94

Punt

56 yards by Herman Weaver,
11/25/76

Punt Return

30 yards by Lem Barney, 11/25/76

Interception Return

281 by Willie Clay, 11/24/94

Field Goal

40 yards by Bennie Ricardo, 10/28/79

DETROIT'S SERIES AGAINST BUFFALO

3 Wins, 2 Loss, 1 Tie

DATE	W-L	SCORE	12-22-91	W(OT)	17-14
12-10-72	T	21-21	11-24-94*	W	35-21
11-25-76*	W	27-14	10-5-97	L	13-22
10-28-79*	L	17-20			

(*Lions home game)

SERIES NOTES: DETROIT vs. BUFFALO

- Aside from the NFL's most recent expansion additions (Jacksonville and Carolina), the six meetings between the Lions and Bills ties for the fewest number the Lions have played against any team (Miami, New England and San Diego).
- Two of the six games have been played on Thanksgiving Day, with the Lions winning both outings.
- In the 1976 meeting, O.J. Simpson put on one of the greatest individual performances in the history of pro football as he rushed for a then-NFL record 273 yards. Simpson's historic Thanksgiving Day performance wasn't enough, though, as the Lions prevailed 27-14.
- Bills' owner Ralph C. Wilson grew up in Detroit and at one time was a Lions' shareholder. He attended the University of Michigan law school, is the Chairman of Ralph C. Wilson Industries and resides in Grosse Pointe Shores, Michigan.

Carolina Panthers

PANTHERS' STAFF DIRECTORY

PANTHERS '99 SCHEDULE	
SEPT. 12	at New Orleans
SEPT. 19	JACKSONVILLE
SEPT. 26	CINCINNATI
OCT. 3	at Washington
OCT. 10	OPEN DATE
OCT. 17	at San Francisco
OCT. 24	DETROIT
OCT. 31	at Atlanta
NOV. 7	PHILADELPHIA
NOV. 14	at St. Louis
NOV. 21	at Cleveland
NOV. 28	ATLANTA
DEC. 5	ST. LOUIS
DEC. 12	at Green Bay
DEC. 18	SAN FRAN. (Mon.)
DEC. 26	at Pittsburgh
JAN. 2	NEW ORLEANS

1998 RESULTS (4-12)	
ATLANTA	L, 14-19
at New Orleans	L, 14-19
GREEN BAY	L, 30-37
at Atlanta	L, 23-51
at Dallas	L, 20-27
at Tampa Bay	L, 13-16
BUFFALO	L, 14-30
NEW ORLEANS	W, 31-17
at San Francisco	L, 23-25
MIAMI	L, 9-13
at St. Louis	W, 24-20
at New York Jets	L, 21-48
SAN FRANCISCO	L, 28-31
WASHINGTON	L, 25-38
ST. LOUIS	W, 20-13
at Indianapolis	W, 27-19

PUBLIC RELATIONS
 Charlie Dayton/Lex SantBruce
 Speight
 800 S. Mint Street
 Charlotte, NC 28202
 (704) 358-7000

Administration

Owner and Founder	Jerry Richardson
President - Carolina Stadium Corp.	John Richardson
President - Carolina Panthers	Mark Richardson
Director of Player Personnel	Jack Bushofsky
Director of Football Administration	Marty Hurney

Coaching Staff

Head Coach	George Seifert
Defensive Coordinator/Assistant Head Coach	John Marshall
Offensive Coordinator	Gil Haskell
Tight Ends	Don Breaux
Defensive Line	Jacob Burney
Running Backs	Chick Harris
Linebackers	Sam Mills
Quarterbacks	Bill Musgrave
Special Teams	Scott O'Brien
Strength and Conditioning	Jerry Simmons
Defensive Backs	Bob Valesente
Wide Receivers	Richard Williamson
Offensive Line	Tony Wise

SERIES NOTES: DETROIT vs. CAROLINA

- The Lions will meet the Carolina Panthers for the first time when Detroit travels to Ericsson Stadium on October 24.

Chicago Bears

LIONS' ALL-TIME BESTS vs. BEARS

BEARS '99 SCHEDULE

SEPT. 12	KANSAS CITY
SEPT. 19	SEATTLE
SEPT. 26	at Oakland
OCT. 3	NEW ORLEANS
OCT. 10	at Minnesota
OCT. 17	PHILADELPHIA
OCT. 24	at Tampa Bay
OCT. 31	at Washington
NOV. 7	at Green Bay
NOV. 14	MINNESOTA
NOV. 21	at San Diego
NOV. 25	at Detroit (Thu.)
DEC. 5	GREEN BAY
DEC. 12	OPEN DATE
DEC. 19	DETROIT
DEC. 26	at St. Louis
JAN. 2	TAMPA BAY

1998 RESULTS (4-12)

JACKSONVILLE	L, 23-24
at Pittsburgh	L, 12-17
at Tampa Bay	L, 15-27
MINNESOTA	L, 28-31
DETROIT	W, 31-27
at Arizona	L, 7-20
DALLAS	W, 13-12
at Tennessee	W, 23-20
ST. LOUIS	L, 12-20
at Detroit	L, 3-26
at Atlanta	L, 13-20
TAMPA BAY	L, 17-31
at Minnesota	L, 22-48
at Green Bay	L, 20-26
BALTIMORE	W, 24-3
GREEN BAY	L, 13-16

PUBLIC RELATIONS
 Bryan Harlan/Phil Handler/Scott Hagel
 Halas Hall at Conway Park
 1000 Football Drive
 Lake Forest, IL 60045
 (847) 295-6600

Rushing
Most Carries
 26 by Barry Sanders, 12/10/89
 24 by Barry Sanders, 11/19/95
 by Barry Sanders, 11/15/98
 23 by Barry Sanders, 10/23/94
 22 by Billy Sims, 11/22/81

Most Yards Gained
 167 by Barry Sanders, 10/23/94
 by Barry Sanders, 11/27/97
 161 by Barry Sanders, 9/14/97

Passing
Most Attempts
 45 by Bobby Layne, 11/5/50
 38 by Scott Mitchell, 12/4/95

Most Completions
 26 by Scott Mitchell, 12/4/95
 24 by Scott Mitchell, 9/22/96

Most Yards Gained
 374 by Bobby Layne, 11/5/50
 336 by Eric Hipple, 10/19/81
 by Scott Mitchell, 9/22/96
 320 by Scott Mitchell, 12/4/95
 319 by Bobby Layne, 11/20/55
 316 by Rodney Peete, 12/16/90

Most TD Passes
 4 by Bobby Layne, 12/7/52
 by Rodney Peete, 12/16/90
 by Scott Mitchell, 9/22/96

Most Passes Had Intercepted
 4 by Jeff Kowal, 11/4/79

Receiving
Most Passes Received
 14 by Herman Moore, 12/4/95*
 12 by Brett Periman, 11/19/95

Most Yards Gained
 183 by Herman Moore, 12/4/95
 174 by Johnnie Morton, 9/22/96
 172 by Cloyce Box, 12/7/52
 146 by Dave Middleton, 12/2/66
 142 by Brett Periman, 11/19/95
 138 by Johnnie Morton, 10/4/98

Most Receiving TD's
 3 by Cloyce Box, 12/7/52

Interceptions
Most Passes Intercepted
 3 by Lam Barney, 9/22/68
 by Mike Weger, 9/22/66
 by Dick Jauron, 11/18/73

Scoring
Most Points
 21 by Doak Walker, 9/28/54
 18 by Barry Sanders, 11/27/97
 by Tommy Vardell, 11/15/98

Most TD's
 3 by Cloyce Box, 12/7/52
 by Mel Farr, 10/13/68
 by Barry Sanders, 11/27/97
 by Tommy Vardell, 11/15/98

Most FG's
 4 by Jason Hanson, 9/14/97
 3 by several players; most recent
 Jason Hanson, 12/20/92

Punting
Most Punts
 10 by George Grimes, 10/17/48

Punt Returns
Most Returns
 6 by Robbie Martin, 9/12/82

Most Yards Returned
 103 by Dick Jauron, 11/24/74

Kickoff Returns
Most Returns
 6 by Mel Gray, 9/24/69

Most Yards Returned
 177 by Tom Watkins, 10/24/65

Longest Plays
Rushing Play
 84 yards by Barry Sanders, 10/23/94

Passing Play
 981 by Charlie Batch-to-Johnnie Morton, 10/4/98
 941 by Eric Hipple-to-Leonard Thompson, 10/19/81

Kickoff Return
 1021 by Ron Jessie, 10/24/71
 by Mel Gray, 10/23/94

Punt
 69 yards by Herman Weaver, 9/12/76
 60 by John Jett, 10/4/98

Punt Return
 84 yards by Tom Watkins, 10/24/65

Interception Return
 1021 by Bob Smith, 11/24/49

Field Goal
 53 yards by Eddie Murray, 10/19/81
 52 yards by Eddie Murray, 12/16/84
 by Eddie Murray, 12/15/86

* Franchise record

DETROIT'S SERIES AGAINST CHICAGO

56 Wins, 77 Losses, 5 Ties

DATE	W-L	SCORE	10-19-47	L	24-33	10-24-85	L	10-38	10-16-83*	W	31-17
10-22-30*	W	7-6	11-27-47*	L	14-34	11-21-65*	L	10-17	10-30-83	W	38-17
11-30-30	L	6-14	10-17-48	L	0-28	9-11-66*	W	14-3	11-18-84	L	14-16
11- 8-31	L	6-9	12- 5-48*	L	14-42	11- 6-66	T	10-10	12-16-84*	L	13-30
11-29-31*	W	3-0	11-13-49	L	24-27	10-15-67	L	3-14	11-10-85	L	3-24
11-13-32	T	13-13	11-24-49*	L	7-28	11- 5-67*	L	13-27	12-22-85*	L	17-37
11-27-32*	T	7-7	11- 5-50*	L	21-35	9-22-68*	W	42-0	10-26-86	L	7-13
12-18-32	L	0-9	12-10-50	L	3-6	10-13-68	W	28-10	12-15-86*	L	13-16
11-26-33	L	14-17	10-28-51*	L	23-28	10-19-69*	W	13-7	11-22-87	L	10-30
12- 3-33*	L	7-17	11-11-51	W	41-28	12-21-69	W	20-3	10- 9-88*	L	7-24
11-29-34*	L	16-19	11-23-52	L	23-24	10- 5-70*	W	28-14	12-11-88	L	12-13
12- 2-34	L	7-10	12- 7-52*	W	45-21	10-25-70	W	16-10	9-24-89*	L	27-47
11-24-35	T	20-20	11-22-53	W	20-16	10-24-71*	L	23-28	12-10-89	W	27-17
11-28-35*	W	14-2	12- 6-53*	W	13-7	11-21-71	W	26-3	12- 2-90	(OT)	17-23
10-25-36	L	10-12	9-26-54*	W	48-23	10- 1-72	W	36-24	12-16-90*	W	38-21
11-26-36*	W	13-7	12-12-54	L	24-28	11- 5-72*	W	14-0	11- 3-91	W	16-6
10-24-37	L	20-28	11-20-55*	L	14-24	11-18-73	W	30-7	11-28-91*	W	10-20
11-25-37*	L	0-13	12- 4-55	L	20-21	12- 9-73*	W	40-7	9-6-92	L	24-27
11-20-38	W	13-7	12- 2-56*	W	42-10	9-15-74	L	9-17	12-20-92*	W	16-3
11-24-38*	W	14-7	12-16-56	L	21-38	11-24-74*	W	34-17	11-25-93*	L	6-10
10-29-39	W	10-0	11-24-57*	L	7-27	10-12-75*	W	27-7	12-26-93	W	20-14
11-12-89*	L	13-23	12-15-57	W	21-13	12- 7-75	L	21-25	10-23-94*	W	21-16
10-13-40	L	0-7	11-23-58*	L	7-20	9-12-76	L	3-10	11-20-94	L	10-20
11-10-40*	W	17-14	12-14-58	L	16-21	11-21-76*	W	14-10	11-19-95	W	24-17
10-19-41	L	0-49	11-22-59	L	14-24	9-18-77	L	20-30	12- 4-95*	W	27-7
11-23-41*	L	7-24	12-13-59	L	14-25	11-24-77*	L	14-31	9-22-96*	W	35-16
11- 1-42	L	0-16	11-20-60	L	7-26	9-17-78*	L	0-19	11-24-96	L	14-31
11-22-42*	L	0-42	12-16-60*	W	36-0	10-29-78	W	21-17	9-14-97	W	32-7
10- 3-43*	L	21-27	10- 8-61*	L	17-31	11- 4-79	L	7-35	11-27-97*	W	55-20
10-31-43	L	14-35	12- 3-61	W	16-15	11-22-79*	W	20-0	10-4-98	L	27-31
10-22-44	T	21-21	10-28-62*	W	11-3	10-19-80	L	7-24	11-15-98*	W	26-3
11-19-44*	W	41-21	12-16-62	L	0-3	11-27-80*	(OT)	17-23			
10-28-45*	W	16-10	9-29-63*	L	21-37	10-19-81*	W	48-17			
11-11-45	W	35-26	12-15-63	L	14-24	11-22-81	W	23-7			
11-24-46	L	6-42	10-18-64	W	10-0	9-12-82*	W	17-10			
12- 6-46*	L	24-45	11-26-64*	L	24-27	11-21-82	L	17-20			

(*Lions home game)

Cincinnati Bengals

LIONS' ALL-TIME BESTS vs. BENGALS

BENGALS '99 SCHEDULE	
SEPT. 12	at Tennessee
SEPT. 19	SAN DIEGO
SEPT. 26	at Carolina
OCT. 3	ST. LOUIS
OCT. 10	at Cleveland
OCT. 17	PITTSBURGH
OCT. 24	at Indianapolis
OCT. 31	JACKSONVILLE
NOV. 7	at Seattle
NOV. 14	TENNESSEE
NOV. 21	BALTIMORE
NOV. 28	at Pittsburgh
DEC. 5	SAN FRANCISCO
DEC. 12	CLEVELAND
DEC. 19	OPEN DATE
DEC. 26	at Baltimore
JAN. 2	at Jacksonville

1998 RESULTS (3-13)	
TENNESSEE	L, 14-23
at Detroit	W, 34-28 (OT)
GREEN BAY	L, 6-13
at Baltimore	L, 24-31
PITTSBURGH	W, 25-20
at Tennessee	L, 14-44
at Oakland	L, 10-27
DENVER	L, 26-33
at Jacksonville	L, 11-24
at Minnesota	L, 3-24
BALTIMORE	L, 13-20
JACKSONVILLE	L, 17-34
BUFFALO	L, 20-33
at Indianapolis	L, 26-39
at Pittsburgh	W, 25-24
TAMPA BAY	L, 0-35

PUBLIC RELATIONS
 Jack Brennan/P.J. Combs
 One Bengals Drive
 Cincinnati, OH 45204
 (513) 621-3550

Rushing
Most Carries
 29 by Barry Sanders, 11/22/92
 26 by Barry Sanders, 9/13/98

Most Yards Gained
 185 by Barry Sanders, 9/13/98
 151 by Barry Sanders, 11/22/92
 114 by Barry Sanders, 11/19/89

Most Rushing TD's
 3 by Barry Sanders, 9/13/98
 1 by several players; most recent
 Barry Sanders, 11/22/92

Passing
Most Attempts
 33 by Eric Hipple, 11/2/86
 31 by Scott Mitchell, 9/13/98

Most Completions
 23 by Eric Hipple, 11/2/86

Most Yards Gained
 287 by Eric Hipple, 11/2/86

Most Passes Had Intercepted
 3 by Erik Kramer, 11/22/92
 2 by Scott Mitchell, 9/13/98

Most TD Passes
 2 by Bill Munson, 9/27/70
 by Eric Hipple, 11/2/86

Receiving
Most Passes Received
 7 by Herman Moore, 9/13/88
 6 by Jeff Chadwick, 11/2/86

Most Yards Gained
 100 by Jeff Chadwick, 11/2/86
 86 by Herman Moore, 9/13/88

Most Receiving TD's
 1 by several players; most recent
 Jimmie Giles, 11/2/86 and
 Leonard Thompson, 11/2/86

Interceptions
Most Passes Intercepted
 1 by several players; most recent
 Melvin Jenkins, 11/22/92 and
 William White, 11/22/92

Scoring
Most Points
 18 by Barry Sanders, 9/13/98
 13 by Jason Hanson, 11/22/92

Most TD's
 3 by Barry Sanders, 9/13/98
 2 by Mel Farr, 9/27/70

Most FG's
 4 by Jason Hanson, 11/22/92

Punting
Most Punts
 8 by Jim Arnold, 11/19/89
 7 by John Jett, 9/13/88

Punt Returns
Most Returns
 5 by Lem Barney, 9/27/70

Most Yards Returned
 74 by Lem Barney, 9/27/70

Kickoff Returns
Most Returns
 3 by Jimmie Jones, 12/8/74
 by Oscar Smith, 11/2/86

Most Yards Returned
 110 by Jimmie Jones, 12/8/74

Longest Plays
Rushing Play
 671 yards by Barry Sanders,
 9/13/98
 36 yards by Mel Farr, 9/27/70

Passing Play
 69 yards by Rodney Peete-to-
 Robert Clark, 11/19/89

Kickoff Return
 59 yards by Jimmie Jones, 12/8/74

Punt
 82 yards by Jim Arnold, 11/22/92
 56 yards by John Jett, 9/13/88

Punt Return
 611 by Lem Barney, 9/27/70

Interception Return
 15 yards by Bruce McNorton,
 12/11/83

Field Goal
 54 yards by Eddie Murray, 12/11/83

DETROIT'S SERIES AGAINST CINCINNATI

3 Wins, 4 Losses

DATE	W-L	SCORE	11-2-86*	L	17-24
9-27-70*	W	38-3	11-19-89	L	7-42
12-8-74	W	23-19	11-22-92	W	19-13
12-11-83	L	9-17	9-13-98*	L(OT)	28-34

(*Lions home game)

SERIES NOTES: DETROIT vs. CINCINNATI

- The Lions and Bengals have met every year in preseason since 1970. The two teams have played 29 preseason games, with the Bengals holding a 16-13 series edge.
- In the Lions' November 22, 1992 game at Cincinnati, RB Barry Sanders passed Billy Sims to become the Detroit's all-time leading rusher.
- In the initial meeting of the series (September 27, 1970), the Lions jumped out to 31-0 halftime lead and never looked back as they trounced the Bengals, 38-3. The Detroit defense limited Cincinnati to six first downs and 140 yards on offense. Mel Farr led the Lions with 70 yards rushing on 13 carries.
- An eight-yard TD loss from Greg Landry to Charlie Sanders (now a Lions' scout) with 29 seconds remaining in the game gave the Lions a 23-19 victory at Cincinnati in the 1974 matchup.

Cleveland Browns

LIONS' ALL-TIME BESTS vs. BROWNS

BROWNS '99 SCHEDULE	
SEPT. 12	PITTSBURGH
SEPT. 19	at Tennessee
SEPT. 26	at Baltimore
OCT. 3	NEW ENGLAND
OCT. 10	CINCINNATI
OCT. 17	at Jacksonville
OCT. 24	at St. Louis
OCT. 31	at New Orleans
NOV. 7	BALTIMORE
NOV. 14	at Pittsburgh
NOV. 21	CAROLINA
NOV. 28	TENNESSEE
DEC. 5	at San Diego
DEC. 12	at Cincinnati
DEC. 19	JACKSONVILLE
DEC. 26	INDIANAPOLIS
JAN. 2	OPEN DATE

PUBLIC RELATIONS

Todd Stewart/Ken Mather
80 First Avenue
Berea, OH 44017
(440) 891-5000

Rushing

Most Carries
30 by Barry Sanders, 12/13/92

Most Yards Gained
157 by Barry Sanders, 10/8/95

Most Rushing TDs
3 by Barry Sanders

Passing

Most Attempts
48 by Eric Hipple, 9/28/86

Most Completions
33 by Eric Hipple, 9/28/86

Most Yards Gained
280 by Tobin Rote, 12/29/57*

Most Passes Had Intercepted
6 by Bobby Layne, 12/26/54*

Most TD Passes
4 by Tobin Rote, 12/29/57*

Receiving

Most Passes Received
12 by James Jones, 9/28/86

Most Yards Gained
179 by Leonard Thompson,
9/11/83

Most Receiving TD's
2 by several players; most recent
Brett Perriman, 10/8/95

Interceptions

Most Passes Intercepted
2 by Lem Barney, 9/24/67
by Mike Weger, 10/18/70

Scoring

Most Points
18 by Barry Sanders, 10/8/95

Most TDs
3 by Barry Sanders, 10/8/95

Most FGs
3 by James Martin, 11/9/58

Punting

Most Punts
6 by several players; most recent
Jim Arnold, 11/23/89

Punt Returns

Most Returns
5 by Charlie West, 11/9/75

Most Yards Returned
78 by Alvin Hall, 9/11/83

Kickoff Returns

Most Returns
4 by Alvin Hall, 9/11/83
by Herman Hunter, 9/28/86

Most Yards Returned
82 by Alvin Hall, 9/11/83

Longest Plays

Rushing Play
75 yards (TD) by Barry Sanders,
10/8/95

Passing Play
92 yards (TD) by Milt Plum to Dan
Lewis, 11/15/64

Kickoff Return
42 yards by Bobby Thompson,
11/9/75

Punt
60 yards by Yale Lary, 11/15/64

Punt Return
66 yards by Alvin Hall, 9/11/83

Interception Return
67 yards (TD) by Ben Davis,
11/9/75

Field Goal
56 yards by Jason Hanson,
10/8/95 #

Franchise record
* Post-season Game

DETROIT'S SERIES AGAINST CLEVELAND

12 Wins, 3 Losses, 0 Ties

DATE	W-L	SCORE	10-18-70	W	41-24	POST-SEASON (3-1)		
			11-9-75*	W	21-10	DATE	W-L	SCORE
12-19-54	W	14-10	9-11-83*	L	26-31	12-28-52	W	# 17-7
12-8-57*	W	20-7	9-28-86	L	21-24	12-27-53*	W	# 17-16
11-9-58	W	30-10	11-23-89*	W	13-10	12-26-54	L	# 10-56
12-8-63*	W	38-10	12-13-92*	W	24-14	12-29-57*	W	# 59-14
11-15-64	L	21-37	10-8-95*	W	38-20			
9-24-67*	W	31-14						
10-5-69	W	28-21						

(*Lions home game)
(# NFL Championship Game)

SERIES NOTES: DETROIT vs. CLEVELAND

- The Lions have played the Browns four times in post-season action, the most against any team (Lions with a 3-1 edge). Also, Detroit has accumulated 33 preseason games against Cleveland, also the most against any team in that category. Detroit holds a 19-13-1 edge over Cleveland in preseason games.
- The Lions hold a commanding 12-3 series lead over the Browns, dating back to the clubs' initial meeting in 1952. Detroit owns a 8-1 record in games played in Detroit (including a 4-1 mark at the Silverdome). The last time the two teams squared off in Cleveland Stadium was in 1986, resulting in a 24-21 Browns' win. Detroit has claimed five of the seven contests played in Cleveland, but hasn't won there since 1970.
- Jason Hanson booted the longest field goal in franchise history against the Browns on October 8, 1995. Hanson drilled a 56-yard effort on the last play of the first half.

Dallas Cowboys

LIONS' ALL-TIME BESTS vs. COWBOYS

COWBOYS '99 SCHEDULE	
SEPT. 12	at Washington
SEPT. 20	ATLANTA (Mon.)
SEPT. 26	OPEN DATE
OCT. 3	ARIZONA
OCT. 10	at Philadelphia
OCT. 16	at N.Y. Giants (Mon.)
OCT. 24	WASHINGTON
OCT. 31	at Indianapolis
NOV. 8	at Minnesota (Mon.)
NOV. 14	GREEN BAY
NOV. 21	at Arizona
NOV. 25	MIAMI (Thu.)
DEC. 5	at New England
DEC. 12	PHILADELPHIA
DEC. 19	NEW YORK JETS
DEC. 24	at New Orleans (Fri.)
JAN. 2	NEW YORK GIANTS

1998 RESULTS (10-6)

ARIZONA	W, 38-10
at Denver	L, 23-42
at New York Giants	W, 31-7
OAKLAND	L, 12-13
at Washington	W, 31-10
CAROLINA	W, 27-20
at Chicago	L, 12-13
at Philadelphia	W, 34-0
NEW YORK GIANTS	W, 16-6
at Arizona	W, 35-28
SEATTLE	W, 30-22
MINNESOTA	L, 36-46
at New Orleans	L, 3-22
at Kansas City	L, 17-20
PHILADELPHIA	W, 13-9
WASHINGTON	W, 23-7

Playoffs

ARIZONA	L, 7-20
----------------	----------------

PUBLIC RELATIONS

Rich Dalrymple/Brett Daniels
Cowboys Center
One Cowboys Parkway
Irving, TX 75063-4727
(972) 556-9900

Rushing

Most Carries
40 by Barry Sanders, 9/19/94**

Most Yards Gained

194 by Barry Sanders, 9/19/94
142 by Nick Pietrosante, 12/11/60
119 by Billy Sims, 11/15/81
108 by Barry Sanders, 11/8/92

Most Rushing TD's

2 by Nick Pietrosante, 12/11/60
by Garry James, 11/8/87

Passing

Most Attempts
38 by Erik Kramer, 1/5/92*

Most Completions

29 by Erik Kramer, 1/5/92*

Most Yards Gained

341 by Erik Kramer, 1/5/92*

Most Passes Had Intercepted

4 by Greg Landry, 9/15/68

Most TD Passes

3 by Erik Kramer, 1/5/92*

Receiving

Most Passes Received
8 by Pete Mandley, 11/8/87
by Willie Green, 1/5/92*

Most Yards Gained

202 by Cloyce Box, 12/13/52
150 by Gail Cogdill, 10/13/63
132 by Earl McCullough, 9/15/68
115 by Willie Green, 1/5/92*

Most Receiving TD's

2 by Gail Cogdill, 10/13/63
by Willie Green, 1/5/92*

Interceptions

Most Interceptions
2 by James Griffin, 11/8/67

Scoring

Most Points

12 by Nick Pietrosante, 12/10/60
by Gail Cogdill, 10/13/63
by Billy Sims, 11/15/81
by Garry James, 11/8/87
by Willie Green, 1/5/92*

Most TD's

2 by Nick Pietrosante, 12/10/60
by Gail Cogdill, 10/13/63
by Garry James, 11/8/87
by Willie Green, 1/5/92*

Most FG's

2 by Eddie Murray, 9/15/85
by Eddie Murray, 11/8/87
by Eddie Murray, 10/27/91
by Jason Hanson, 9/19/94

Punting

Most Punts
9 by Wilbur Summers, 10/30/77

Punt Returns

Most Returns
5 by Bobby Watkins, 10/13/63
by Lem Barney, 12/26/70*

Most Yards Returned

71 by Pete Mandley, 11/8/87

Kickoff Returns

Most Returns
8 by Mel Gray, 11/8/92**

Most Yards Returned

178 by Mel Gray, 11/8/92

Longest Plays

Rushing Play
471 by Barry Sanders, 1/5/92*

Passing Play

811 by Eric Hipple-to-Billy Sims, 11/15/81

Kickoff Return

47 yards by Lem Barney, 9/15/68

Punt

73 yards by Yale Lary, 10/13/63

Punt Return

61 yards by Pete Mandley, 11/8/87

Interception Return

961 by Ray Crockett, 10/27/91

Field Goal

47 yards by Eddie Murray, 11/15/81

* Playoff Game ** Lions' Record

DETROIT'S SERIES AGAINST DALLAS

6 Wins, 7 Losses

DATE	W-L	SCORE	10-30-77	L	0-37	10-27-91*	W	34-10	DATE	W-L	SCORE
12-11-60*	W	23-14	11-15-81*	W	27-24	11-8-92*	L	3-37	12-26-70	L	0-5
10-13-63	L	14-17	9-15-85*	W	26-21	9-19-94	W(OT)	20-17	1-5-92*	W	38-6
9-15-68	L	13-59	9-14-86*	L	7-31						
10-30-72	L	24-28	11-8-87*	W	27-17						
10-6-75*	L	10-36									

POST-SEASON (1-1)

(*Lions home game)

SERIES NOTES: DETROIT vs. DALLAS

- Detroit's first regular season game played in the Pontiac Silverdome was against Dallas. The Cowboys won the Monday Night contest, 36-10, on October 6, 1975.
- The Lions have won five of the last seven meetings with Dallas, not including Detroit's 38-6 win in the 1991 divisional playoff game.
- Lions' RB Barry Sanders set a Lions' record for most carries in a game (40) in a Monday Night contest in Dallas on September 19, 1994. The Lions won the game in overtime, 20-17.
- Besides the Lions' playoff win in 1991, Dallas won the only other post-season match-up between the two clubs, a 5-0 decision over the Lions in 1970.

Denver Broncos

LIONS' ALL-TIME BESTS vs. BRONCOS

BRONCOS '99 SCHEDULE	
SEPT. 13	MIAMI (Mon.)
SEPT. 19	at Kansas City
SEPT. 26	at Tampa Bay
OCT. 3	NEW YORK JETS
OCT. 10	at Oakland
OCT. 17	GREEN BAY
OCT. 24	at New England
OCT. 31	MINNESOTA
NOV. 7	at San Diego
NOV. 14	at Seattle
NOV. 22	OAKLAND (Mon.)
NOV. 28	OPEN DATE
DEC. 5	KANSAS CITY
DEC. 13	at Jacksonville (Mon.)
DEC. 19	SEATTLE
DEC. 25	at Detroit (Sat.)
JAN. 2	SAN DIEGO

1998 RESULTS (14-2)	
NEW ENGLAND	W, 27-21
DALLAS	W, 42-23
at Oakland	W, 34-17
at Washington	W, 38-16
PHILADELPHIA	W, 41-16
at Seattle	W, 21-16
JACKSONVILLE	W, 37-24
at Cincinnati	W, 33-28
SAN DIEGO	W, 27-10
at Kansas City	W, 30-7
OAKLAND	W, 40-14
at San Diego	W, 31-16
KANSAS CITY	W, 35-31
at New York	L, 16-20
at Miami	L, 21-31
SEATTLE	W, 28-21

Playoffs

MIAMI	W, 36-3
NEW YORK JETS*	W, 23-10
Atlanta#	W, 34-19

* - AFC Championship Game
- Super Bowl XXXIII

PUBLIC RELATIONS

Jim Saccomano/Paul Kirk/Richard Stewart
13655 Broncos Parkway
Englewood, CO 80112
(303) 649-9000

Rushing

Most Carries
28 by Billy Sims, 10/11/81
23 by Barry Sanders, 11/22/90

Most Yards Gained
165 by Billy Sims, 10/11/81
147 by Barry Sanders, 11/22/90
109 by Steve Owens, 11/7/71

Most Rushing TD's
2 by Billy Sims, 10/11/81

Passing
Most Attempts
34 by Chuck Long, 11/1/87

Most Completions
18 by Bob Gagliano, 11/22/90

Most Yards Gained
248 by Bob Gagliano, 11/22/90

Most TD Passes
3 by Bob Gagliano, 11/22/90

Most Passes Had Intercepted
4 by Gary Danielson, 10/7/84

Receiving

Most Passes Received
9 by Billy Sims, 10/7/84

Most Yards Gained
85 by Steve Owens, 11/7/71

Most Receiving TD's
2 by Richard Johnson, 11/22/90

Interceptions

Most Passes Intercepted
1 by Levi Johnson, 11/28/74
by Alvin Hall, 10/11/81
by Bruce McNorton, 10/7/84
by Ray Crockett, 11/22/90

Scoring

Most Points
12 by Billy Sims, 10/11/81
by Richard Johnson, 11/22/90
by Eddie Murray, 11/22/90
by Barry Sanders, 11/22/90

Most TD's

2 by Billy Sims, 10/11/81
by Richard Johnson, 11/22/90
by Barry Sanders, 11/22/90

Most FG's

4 by Eddie Murray, 11/22/90

Punting

Most Punts
6 by Tom Skladany, 11/23/76
by Tom Skladany, 10/11/81

Punt Returns

Most Returns
2 by Robbie Martin, 10/11/81

Most Yards Returned
18 by Larry Walton, 11/7/71

Kickoff Returns

Most Returns
4 by Gary Lee, 11/1/87

Most Yards Returned
87 by Jimmie Jones, 11/28/74
by Gary Lee, 11/1/87

Longest Plays

Rushing Play
48t by Billy Sims, 10/11/81

Passing Play
76t by Greg Landry-to-Earl McCullough, 11/7/71

Kickoff Return

40 yards by Mel Gray, 11/22/90

Punt

64 yards by Tom Skladany, 10/11/81

Punt Return

18 yards by Larry Walton, 11/7/71

Interception Return

60t by Alvin Hall, 10/11/81

Field Goal

45 yards by Eddie Murray, 11/22/90

DETROIT'S SERIES AGAINST DENVER

3 Wins, 4 Losses

DATE	W-L	SCORE	10-7-84*	L	7-28
11-7-71	W	24-20	11-1-87	L	0-34
11-28-74*	L	27-31	11-22-90*	W	40-27
11-23-78*	W	17-14			
10-11-81	L	21-27			(*Lions home game)

SERIES NOTES: DETROIT vs. DENVER

- Three of the seven regular season games between the Lions and Broncos have been played on Thanksgiving Day, and five of the seven games have been in November.
- Denver's 31-27 win in 1974 was the last Thanksgiving Day game played in Tiger Stadium, with the Lions moving into the Pontiac Silverdome the next season.
- The Lions have won three of the seven regular season meetings, including the most recent contest, a 40-27 Thanksgiving Day victory at the Silverdome in 1990.
- The Lions are 1-2 vs. the Broncos in preseason contests, with the last outing coming in the 1991 Hall of Fame Game in Canton, Ohio.
- Detroit posted a 24-20 win in the first meeting between the two teams (November 7, 1971). After a Detroit fumble and interception gave the Broncos a 10-0 halftime lead, the Lions roared back in the second half, scoring on their first two possessions, including a Greg Landry-to-Earl McCullough 76-yard bomb which gave the Lions the lead.

Green Bay Packers

LIONS' ALL-TIME BESTS vs. PACKERS

PACKERS '99 SCHEDULE	
SEPT. 12	OAKLAND
SEPT. 19	at Detroit
SEPT. 26	MINNESOTA
OCT. 3	OPEN DATE
OCT. 10	TAMPA BAY
OCT. 17	at Denver
OCT. 24	at San Diego
NOV. 1	SEATTLE (Mon.)
NOV. 7	CHICAGO
NOV. 14	at Dallas
NOV. 21	DETROIT
NOV. 29	at San Fran. (Mon.)
DEC. 5	at Chicago
DEC. 12	CAROLINA
DEC. 20	at Minnesota (Mon.)
DEC. 26	at Tampa Bay
JAN. 2	ARIZONA

1998 RESULTS (11-5)

DETROIT	W, 38-19
TAMPA BAY	W, 23-15
at Cincinnati	W, 13-6
at Carolina	W, 37-30
MINNESOTA	L, 24-37
at Detroit	W, 20-27
BALTIMORE	W, 28-10
SAN FRANCISCO	W, 36-22
at Pittsburgh	L, 20-27
at New York Giants	W, 37-3
at Minnesota	L, 14-28
PHILADELPHIA	W, 24-16
at Tampa Bay	W, 22-24
CHICAGO	W, 26-20
TENNESSEE	W, 30-22
at Chicago	W, 16-13

Playoffs

at San Francisco L, 27-30

PUBLIC RELATIONS

Lee Remmel/Jeff Blumb/Aaron Popkey/Paula Martin
1265 Lombardi Avenue
Green Bay, WI 54304
(920) 496-5700

Rushing

Most Carries

36 by Billy Sims, 11/20/83
30 by Barry Sanders, 10/29/89
by Eric Lynch, 1/2/94
29 by Mel Farr, 10/20/68
by Billy Sims, 12/12/82
27 by Barry Sanders, 9/28/97
26 by Barry Sanders, 1/8/94#

Most Yards Gained

169 by Billy Sims, 11/20/83
188 by Barry Sanders, 12/4/94
184 by Barry Sanders, 10/29/89
169 by Barry Sanders, 1/8/94#
167 by Barry Sanders, 10/29/95
160 by Allie Taylor, 10/28/73
155 by Barry Sanders, 10/15/98
145 by Mel Farr, 10/20/68

Most Rushing TD's

3 by James Jones, 10/9/83

Passing

Most Attempts

47 by Chuck Long, 10/25/87
by Scott Mitchell, 11/2/97

Most Completions

33 by Chuck Long, 10/25/87

Most Yards Gained

305 by Gary Danielson, 11/22/84
362 by Chuck Long, 10/25/87

Most Passes Had Intercepted

7 by Frank Sinkwich, 10/24/43*

Most TD Passes

4 by Bobby Layne, 11/22/51
by Greg Landry, 10/10/71

Receiving

Most Passes Received

10 by Robert Clark, 9/8/31
by Brett Periman, 1/8/94#

9 by Herman Moore, 11/2/97

by Herman Moore, 9/6/98
by Johnnie Morton, 9/6/98
8 by Herman Moore, 12/6/92
by Herman Moore, 11/6/94

Most Yards Gained

182 by Bob Mann, 12/11/49
164 by Pat Studstill, 10/30/66
163 by Ray Jarvis, 10/31/76
151 by Herman Moore, 11/6/94
150 by Brett Periman, 1/8/94#
147 by Herman Moore, 10/29/95
146 by Charlie Sanders, 10/27/74
143 by Robert Clark, 9/8/91

Most Receiving TD's

3 by Cloyce Box, 11/27/52
by Herman Moore, 10/29/95

Interceptions

Most Passes Intercepted

3 by Yale Lary, 11/15/53
by Bobby Watkins, 1/2/83

Scoring

Most Points

19 by Pat Harder, 11/17/52
18 by Cloyce Box, 11/27/52
by James Jones, 10/9/83
by Herman Moore, 10/29/95

Most TD's

3 by Cloyce Box, 11/27/52
by James Jones, 10/9/83
by Herman Moore, 10/29/95

Most FG's

5 by Eddie Murray, 9/14/80
4 by Jason Hanson, 9/28/97

Punting

Most Punts

10 by Jim Arnold, 12/15/91

Punt Returns

Most Returns
7 by Ken Jenkins, 11/20/83

Most Yards Returned

175 by Jack Christiansen, 11/22/51

Kickoff Returns

Most Returns
7 by Gary Lee, 10/25/87
6 by Terry Fair, 9/6/98

Most Yards Returned

244 by Terry Fair, 9/6/98
177 by Tom Watkins, 11/7/65

Longest Plays

Rushing Play
851 by Bob Hoernschemeyer,
11/22/51

Passing Play

971 by Bobby Layne-to-Cloyce Box,
11/26/53

Kickoff Return

1011 by Terry Fair, 9/6/98
981 by Alvin Hall, 12/12/82

Punt

78 yards by Pat Studstill, 10/8/67

Punt Return

891 by Jack Christiansen, 11/22/51

Field Goal

54 yards by Glenn Presnell, 10/7/34
53 yards by Jason Hanson, 1/2/94
by Jason Hanson, 9/28/97

playoff game

* Lions' record

DETROIT'S SERIES AGAINST GREEN BAY

60 Wins, 70 Losses, 7 Ties

DATE	W-L	SCORE	10-31-48*	W	24-20	9-17-67	T	17-17	12-15-85*	L	23-26
11-2-30	L	13-47	10-30-49#	L	14-16	10-8-87*	L	17-27	10-12-86	W	21-14
12-14-30*	T	6-6	12-11-49*	W	21-7	9-29-88	W	23-17	11-27-86*	L	40-44
10-9-32	L	10-15	9-17-50	W	45-7	10-20-68*	T	14-14	10-11-87	W(OT)	19-16
12-4-32*	W	19-0	11-19-50*	W	24-21	10-12-89*	L	17-28	10-25-87*	L	33-34
10-8-33	L	0-17	11-4-51	W	24-17	11-23-69	W	16-10	11-20-88*	W	19-9
11-12-33*	W	7-0	11-22-51*	W	52-35	9-20-70	W	40-0	12-4-88*	W	30-14
10-7-34	W	3-0	10-26-52	W	52-17	12-20-70*	W	20-0	10-29-89#	L(OT)	23-20
11-25-34*	L	0-3	11-27-52*	W	48-24	10-10-71*	T	31-26	11-12-89*	W	31-22
10-20-35#	L	9-13	11-15-53	W	14-7	11-1-71#	T	14-14	9-30-90*	L	21-24
11-10-35	L	7-31	11-26-53*	W	34-15	10-16-72*	L	23-24	12-22-90	W	24-17
11-17-35*	W	20-10	11-21-54	W	21-17	12-3-72	L	7-33	9-9-91*	W	23-14
10-18-36	L	18-20	11-25-54*	W	28-24	9-23-73	T	13-13	12-15-91	W	21-17
11-29-36*	L	17-26	9-25-55	L	17-20	10-26-73*	W	34-0	11-1-92*	L	13-27
10-3-37	L	6-26	11-24-55*	W	24-10	9-29-74*	L	19-21	12-6-92*	L	10-38
10-31-37*	L	13-14	9-30-56	W	20-16	10-27-74*	W	19-17	11-21-93#	L	17-26
10-9-38	W	17-7	11-22-56*	L	20-24	9-21-75#	W	30-16	1-2-94*	L	34-31
11-13-38*	L	7-26	10-6-57	W	24-14	11-16-75*	W	13-10	11-6-94*	L	30-38
10-22-39	L	7-26	11-28-57*	W	18-6	10-3-76	L	14-24	12-4-94*	L	30-38
12-3-39*	L	7-12	10-5-58	T	13-13	10-31-76*	W	27-6	10-15-95	L	21-30
10-20-40	W	23-14	11-27-58*	W	24-14	10-16-77*	W	10-6	10-29-95*	W	24-16
11-24-40*	L	7-50	10-4-59	L	10-28	12-4-77	L	9-10	11-3-96	L	18-28
9-14-41	L	0-23	11-26-59*	L	17-24	9-3-78*	L	7-13	12-15-96*	L	3-31
10-26-41*	L	7-24	11-2-60	L	9-28	10-1-78#	L	14-35	9-28-97*	W	26-15
10-11-42#	L	7-38	11-24-60*	W	23-10	10-14-79#	L	16-24	11-2-97	L	10-20
10-25-42*	L	7-28	9-17-61#	W	17-13	12-15-79*	L	13-18	9-6-98	L	19-38
10-10-43	L	14-35	11-23-61*	L	3-17	9-14-80#	W	29-7	10-15-98*	W	27-20
10-1-44#	L	6-27	10-7-62	L	7-9	12-21-80*	W	24-3			
10-29-44*	L	0-14	11-22-62*	W	26-14	10-25-81*	W	31-27			
10-7-45#	L	21-57	9-22-63#	L	10-31	12-6-81	L	17-31			
12-2-45*	W	14-3	11-28-63*	T	13-13	12-12-82	W	30-10			
10-27-46#	L	7-10	9-28-64*	L	10-14	1-2-83*	W	27-24			
11-17-46*	L	0-9	11-6-84	L	7-30	10-9-83*	W	38-14			
10-26-47	L	17-34	10-17-65*	L	21-31	11-20-83#	W(OT)	23-20			
12-7-47*	L	14-35	11-7-65	W	12-7	10-26-84	L	9-41			
10-3-48	L	21-33	10-30-66*	L	7-31	11-22-84*	W	31-28			
						10-6-85	L	10-43			

POST-SEASON (0-2)

DATE	W-L	SCORE
1-8-94	L	24-28
12-31-94	L	12-16

(*Lions home game)

(# at Milwaukee)

COLTS '99 SCHEDULE

SEPT. 12	BUFFALO
SEPT. 19	at New England
SEPT. 26	at San Diego
OCT. 3	OPEN DATE
OCT. 10	MIAMI
OCT. 17	at New York Jets
OCT. 24	CINCINNATI
OCT. 31	DALLAS
NOV. 7	KANSAS CITY
NOV. 14	at New York Giants
NOV. 21	at Philadelphia
NOV. 28	NEW YORK JETS
DEC. 5	at Miami
DEC. 12	NEW ENGLAND
DEC. 19	WASHINGTON
DEC. 26	at Cleveland
JAN. 2	at Buffalo

1998 RESULTS (3-13)

MIAMI	L, 15-24
at New England	L, 6-29
at New York Jets	L, 6-44
NEW ORLEANS	L, 13-19
SAN DIEGO	W, 17-12
BUFFALO	L, 24-31
at San Francisco	L, 31-34
NEW ENGLAND	L, 16-21
at Miami	L, 14-27
NEW YORK JETS	W, 24-23
at Buffalo	L, 11-34
at Baltimore	L, 31-38
at Atlanta	L, 21-28
CINCINNATI	W, 39-26
at Seattle	L, 23-27
CAROLINA	L, 19-27

PUBLIC RELATIONS

Craig Kelley
7001 West 56th Street
Indianapolis, IN 46254
(317) 297-2658

Indianapolis Colts

LIONS' ALL-TIME BESTS vs. COLTS

Rushing
Most Carries
30 by Billy Sims, 9/22/85
by Barry Sanders, 9/22/91

Most Yards Gained
216 by Barry Sanders, 11/23/97
179 by Barry Sanders, 9/22/91
146 by Amos Marsh, 11/25/65
126 by Billy Sims, 9/22/85

Most Rushing TD's
2 by several players, most recent
Barry Sanders, 11/23/97

Passing
Most Attempts
42 by Bobby Layne, 10/1/55

Most Completions
26 by Bill Munson, 11/10/68

Most Yards Gained
296 by Earl Morrall, 11/10/63

Most Touchdowns
3 by Bobby Layne, 10/16/54
by Tobin Rote, 10/11/59
by Mill Plum, 12/6/64

Most Passes Had Intercepted
4 by Tobin Rote, 9/29/59
by Mill Plum, 9/30/62

Receiving
Most Passes Received
8 by Gail Cogdill, 10/25/64
by Larry Walton, 10/21/73
7 by Terry Barr, 11/10/63

Most Yards Gained
153 by Terry Barr, 9/30/62
141 by Pat Studstill, 10/18/66
137 by Gail Cogdill, 12/2/62
113 by Howard Cassidy, 10/20/57

Most Receiving TD's
3 by Howard Cassidy, 10/11/59

Interceptions
Most Passes Intercepted
3 by Jack Christiansen, 11/7/53
by Jim David, 10/6/56

Scoring
Most Points
18 by Howard Cassidy, 10/11/59

Most TD's
3 by Howard Cassidy, 10/11/59

Most FG's
3 by Jim Martin, 10/23/60
by Ed Murray, 11/18/80
by Jason Hanson, 11/23/97

Punt Returns
Most Returns
5 by Pete Mandley, 9/22/85
by Glyn Milburn, 11/23/97

Most Yards Returned
71 by Yale Lary, 10/19/58

Kickoff Returns
Most Returns
4 by Pat Studstill, 10/25/64

Most Yards Returned
109 by Pat Studstill, 10/25/64

Punting
Most Punts
9 by Wilbur Summers, 12/11/77

Longest Plays
Rushing Play
801 by Barry Sanders, 11/23/97
621 by Amos Marsh, 11/25/65

Passing Play
991 by Karl Sweetan-to-Pat Studstill,
10/16/66*

Kickoff Return
60 yards by Allie Taylor, 10/21/73

Punt
67 yards by Yale Lary, 9/24/61

Punt Return
711 by Yale Lary, 10/19/58

Interception Return
801 by Dick Lane, 10/23/60

Field Goal
55 yards by Jason Hanson, 11/23/97
52 yards by Jim Martin, 10/23/60
by Jason Hanson, 11/23/97

*Lions record

DETROIT'S SERIES AGAINST INDIANAPOLIS

19 Wins, 17 Losses, 2 Ties

DATE	W-L	SCORE	9-29-57	L	14-34	9-30-62	W	29-20	11-19-67	L	7-41
12-3-50	W	45-21	10-20-57*	W	31-27	12-2-62*	W	21-14	11-10-68*	L	10-27
10-3-53	W	27-17	9-28-58	L	15-28	10-20-63*	L	21-25	12-7-69	T	17-17
11-7-53*	W	17-7	10-19-58*	L	14-40	11-10-63	L	21-24	10-21-73*	L	27-29
10-16-54*	W	35-0	9-27-59	L	9-21	10-25-64*	L	0-34	12-11-77	W	13-10
11-6-54	W	27-3	10-11-59*	L	24-31	12-6-64	W	31-14	11-16-80*	L	9-10
10-1-55	L	13-28	10-23-60*	W	30-17	10-10-65	L	7-31	9-22-85	L	6-14
11-5-55*	W	24-14	12-4-60	W	20-15	11-25-65*	T	24-24	9-22-91	W	33-24
10-6-56	W	31-14	9-24-61	W	16-15	10-16-66	L	14-45	11-23-97*	W	32-10
11-18-56*	W	27-3	10-22-61*	L	14-17	11-20-66*	W	20-14			

(*Lions home game)

SERIES NOTES: DETROIT vs. INDIANAPOLIS

- In the last meeting between the two teams, a 32-10 Detroit win at the Silverdome on November 23, 1997. Jason Hanson became the only kicker in team history to convert two field goals of more than 50 yards in the same game. Hanson booted 52 and 55-yarders in the contest.
- Also in that contest, Barry Sanders rushed for 216 yards on 24 carries, including an 80-yarder for a touchdown. It was Sanders' fourth 200-yard outing of his career and the first against an AFC opponent.
- The 1997 game was only the Colts' second trip ever to the Silverdome, and the first since the club moved from Baltimore.
- Two of the last three games between the Lions and Colts were played on September 22. The teams played September 22, 1985, with the Colts taking a 14-6 decision. Detroit returned the favor, 33-24, on September 22, 1991.
- The clubs have met just three times since the Colts moved to Indianapolis from Baltimore, with the Lions winning the last two outings.
- On October 20, 1957, Bobby Layne threw a 29-yard TD pass to Howard "Hopalong" Cassidy with 46 seconds remaining in the game as Detroit overcame a 27-10 fourth quarter deficit to defeat the Colts, 31-27, in one of the greatest comebacks in team history.

Jacksonville Jaguars

LIONS' ALL-TIME BESTS vs. JAGUARS

JAGUARS '99 SCHEDULE	
SEPT. 12	SAN FRANCISCO
SEPT. 19	at Carolina
SEPT. 26	TENNESSEE
OCT. 3	at Pittsburgh
OCT. 11	at N.Y. Jets (Mon.)
OCT. 17	CLEVELAND
OCT. 24	OPEN DATE
OCT. 31	at Cincinnati
NOV. 7	at Atlanta
NOV. 14	BALTIMORE
NOV. 21	NEW ORLEANS
NOV. 28	at Baltimore
DEC. 2	PITTSBURGH (Thu.)
DEC. 13	DENVER (Mon.)
DEC. 19	at Cleveland
DEC. 26	at Tennessee
JAN. 2	CINCINNATI

1998 RESULTS (11-5)

at Chicago	W, 24-23
KANSAS CITY	W, 21-16
BALTIMORE	W, 24-10
at Tennessee	W, 27-22
MIAMI	W, 28-21
at Buffalo	L, 16-17
at Denver	L, 24-37
at Baltimore	W, 45-19
CINCINNATI	W, 24-11
TAMPA BAY	W, 29-24
at Pittsburgh	L, 15-30
at Cincinnati	W, 34-17
DETROIT	W, 37-22
TENNESSEE	L, 13-16
at Minnesota	L, 10-50
PITTSBURGH	W, 21-3

Playoffs

NEW ENGLAND	W, 25-10
at New York Jets	L, 24-34

PUBLIC RELATIONS

Dan Edwards/Rick Korch/Brent Williamson
 ALLTEL Stadium
 One ALLTEL Stadium Place
 Jacksonville, FL 32202
 (904) 633-6000

Rushing

Most Carries
 22 by Barry Sanders, 12/17/95
 18 by Barry Sanders, 12/6/98

Most Yards Gained
 102 by Barry Sanders, 12/6/98
 76 by Barry Sanders, 12/17/95

Most Rushing TD's
 2 by Barry Sanders, 12/17/95

Passing

Most Attempts
 33 by Charlie Batch, 12/6/98
 28 by Scott Mitchell, 12/17/95

Most Completions
 19 by Scott Mitchell, 12/17/95
 14 by Charlie Batch, 12/6/98

Most Yards Gained
 250 by Charlie Batch, 12/6/98
 233 by Scott Mitchell, 12/17/95

Most Passes Had Intercepted
 No Interceptions Thrown

Most TD Passes
 2 by Scott Mitchell, 12/17/95
 2 by Charlie Batch, 12/6/98

Receiving

Most Passes Received
 7 by Herman Moore, 12/6/98
 6 by Brett Perriman, 12/17/95

Most Yards Gained
 116 by Herman Moore, 12/6/98
 80 by Johnnie Morton, 12/17/95

Most Receiving TD's
 2 by Johnnie Morton, 12/17/95
 1 by Herman Moore, 12/6/98
 by Germane Crowell, 12/6/98

Interceptions

Most Passes Intercepted
 1 by Willie Clay, Van Malone, Ryan McNeil and Corey Raymond, 12/17/95

Scoring

Most Points
 14 by Jason Hanson, 12/17/95
 10 by Jason Hanson, 12/6/98

Most TD's
 2 by Johnnie Morton, 12/17/95
 by Barry Sanders, 12/17/95
 1 by Herman Moore, 12/6/98
 by Germane Crowell, 12/6/98

Most FG's

3 by Jason Hanson, 12/17/95
 by Jason Hanson, 12/6/98

Punting

Most Punts
 3 by John Jett, 12/6/98
 1 by Mark Royals, 12/17/95

Punt Returns

Most Returns
 2 by Brett Perriman, 12/17/95
 by Terry Fair, 12/6/98

Most Yards Returned
 22 by Brett Perriman, 12/17/95
 18 by Terry Fair, 12/6/98

Kickoff Returns

Most Returns
 5 by Terry Fair, 12/6/98

Most Yards Returned
 175 by Terry Fair, 12/6/98

Longest Plays

Rushing Play
 39 yards by Barry Sanders, 12/6/98
 23 yards by Barry Sanders, 12/17/95

Passing Play
 45 yards by Charlie Batch-to-Germane Crowell, 12/6/98
 34 yards by Charlie Batch-to-Herman Moore, 12/6/98
 27 yards by Scott Mitchell-to-Johnnie Morton, 12/17/95
 27 yards by Charlie Batch-to-Germane Crowell, 12/6/98

Kickoff Return

57 yards by Terry Fair, 12/6/98
 23 yards by Tommy Vardell, 12/6/98
 20 yards by Ron Rivers, 12/17/95

Punt

52 yards by John Jett, 12/6/98
 41 yards by John Jett, 12/6/98
 28 yards by Mark Royals, 12/17/95

Punt Return

18 yards by Terry Fair, 12/6/98
 12 yards by Brett Perriman, 12/17/95

Interception Return

39 yards by Willie Clay, 12/17/95

Field Goal

45 yards by Jason Hanson, 12/6/98
 39 yards by Jason Hanson, 12/17/95
 34 yards by Jason Hanson, 12/6/98

DETROIT'S SERIES AGAINST JACKSONVILLE

1 Win, 1 Loss

DATE	W-L	SCORE
12-17-95*	W	44-0
12-6-98	L	22-37

(*Lions home game)

SERIES NOTES: DETROIT vs. JACKSONVILLE

- Detroit's 44-0 win over the Jaguars on December 17, 1995 represents the largest victory margin in Lions' history, and was the largest in the NFL in 1995.
- Michael Huyghue, Jacksonville's Senior Vice President for Football Operations, was previously Detroit's Vice President of Administration/General Counsel.

CHIEFS '99 SCHEDULE

SEPT. 12	at Chicago
SEPT. 19	DENVER
SEPT. 26	DETROIT
OCT. 3	at San Diego
OCT. 10	NEW ENGLAND
OCT. 17	OPEN DATE
OCT. 21	at Baltimore (Thu.)
OCT. 31	SAN DIEGO
NOV. 7	at Indianapolis
NOV. 14	at Tampa Bay
NOV. 21	SEATTLE
NOV. 28	at Oakland
DEC. 5	at Denver
DEC. 12	MINNESOTA
DEC. 18	PITTSBURGH (Sat.)
DEC. 26	at Seattle
JAN. 2	OAKLAND

1998 RESULTS (7-9)

OAKLAND	W, 28-8
at Jacksonville	L, 16-21
SAN DIEGO	W, 23-7
at Philadelphia	W, 24-21
SEATTLE	W, 17-6
at New England	L, 10-40
PITTSBURGH	L, 13-20
NEW YORK JETS	L, 17-20
at Seattle	L, 12-24
DENVER	L, 7-30
at San Diego	L, 37-38
ARIZONA	W, 34-24
at Denver	L, 31-35
DALLAS	W, 20-17
at New York Giants	L, 7-28
at Oakland	W, 31-24

PUBLIC RELATIONS

Bob Moore/Jim Carr/Peter Morris
One Arrowhead Drive
Kansas City, MO 64129
(816) 924-9300

Kansas City Chiefs

LIONS' ALL-TIME BESTS vs. CHIEFS

Rushing

Most Carries
28 by Billy Sims, 10/26/80

Most Yards Gained
155 by Billy Sims, 10/26/80

Most Rushing TD's
1 by several players; most recent
Barry Sanders, 11/28/96

Passing
Most Attempts
41 by Chuck Long, 11/26/87

Most Completions
21 by Chuck Long, 11/26/87

Most Yards Gained
247 by Scott Mitchell, 11/28/96

Most Passes Had Intercepted
2 by Greg Landry, 11/25/71
by Gary Danielson, 10/26/80
by Scott Mitchell, 11/28/96

Most TD Passes
2 by Greg Landry, 11/25/71
by Eric Hipple, 11/26/81

Receiving

Most Passes Received
8 by Brett Perriman, 11/28/96
5 by Charlie Sanders, 11/25/71
by Jeff Chadwick, 11/26/87
by Barry Sanders, 10/14/90

Most Yards Gained
135 by Barry Sanders, 10/14/90
131 by Brett Perriman, 11/28/96

Most Receiving TD's
1 by several players; most recent
Johnie Morton, 11/28/96

Interceptions
Most Passes Intercepted
1 by several players; most recent
Bruce McNorton, 11/26/87

Scoring
Most Points
12 by Billy Sims, 10/26/80
by Barry Sanders, 10/14/90

Most TD's
2 by Billy Sims, 10/26/80
by Barry Sanders, 10/14/90

Most FG's
3 by Errol Mann, 11/25/71

Punting
Most Punts
6 by Herman Weaver, 11/23/75

Punt Returns

Most Returns
5 by Rick Kane, 10/26/80

Most Yards Returned
110 by Gary Lee, 11/26/87

Longest Plays
Rushing Play
481 by Billy Sims, 10/26/80

Passing Play
471 by Bob Gagliano-to-Barry
Sanders, 10/14/90

Kickoff Return
48 yards by Glyn Milburn, 11/28/96

Punt
58 yards by Jim Arnold, 10/14/90

Punt Return
22 yards by Pete Mandley, 11/26/87

Interception Return
34 yards by Jimmy Allen, 11/26/81

Field Goal
48 yards by Eddie Murray, 11/28/87

DETROIT'S SERIES AGAINST KANSAS CITY
3 Wins, 5 Losses

DATE	W-L	SCORE			
11-25-71	W	32-21	11-26-81*	W	27-10
11-23-75	L(OT)	21-24	11-26-87*	L	20-27
10-26-80	L	17-20	10-23-88	W	7-6
			10-14-90	L	24-43
			11-28-96*	L	24-28

(*Lions home game)

SERIES NOTES: DETROIT vs. KANSAS CITY

- The Lions and Chiefs have played four of their eight games on Thanksgiving Day -- two of them were played on November 26 (in 1981 and 1987).
- The Lions are 2-2 in home games (1-2 in the Silverdome) against the Chiefs and 1-3 in games played in Kansas City.
- The Lions hold a 6-4 preseason edge in the series against the Chiefs, and have won five of the last six preseason matchups, dating back to the opening of the Silverdome in 1975.
- In the inaugural meeting -- and the 1971 Thanksgiving Day classic -- Errol Mann contributed three field goals while Greg Landry threw TD passes to Charlie Sanders and Earl McCullouch in a 32-21 Lions' win. RB Ed Podolak scored all three touchdowns for the Chiefs.
- In the first regular season meeting between the two teams at the Silverdome, Detroit dominated defensively and claimed a 27-10 Thanksgiving Day win in 1981 at the Silverdome. The Lions held Kansas City's top-ranked rushing attack to just 116 yards, and sacked Chiefs' quarterbacks five times.

Miami Dolphins

LIONS' ALL-TIME BESTS vs. DOLPHINS

DOLPHINS '99 SCHEDULE

SEPT. 13	at Denver (Mon.)
SEPT. 19	ARIZONA
SEPT. 26	OPEN DATE
OCT. 4	BUFFALO (Mon.)
OCT. 10	at Indianapolis
OCT. 17	at New England
OCT. 24	PHILADELPHIA
OCT. 31	at Oakland
NOV. 7	TENNESSEE
NOV. 14	at Buffalo
NOV. 21	NEW ENGLAND
NOV. 25	at Dallas (Thu.)
DEC. 5	INDIANAPOLIS
DEC. 12	at New York Jets
DEC. 19	SAN DIEGO
DEC. 27	N.Y. JETS (Mon.)
JAN. 2	at Washington

1996 RESULTS (10-6)

at Indianapolis	W, 24-15
BUFFALO	W, 13-7
PITTSBURGH	W, 21-0
at New York Jets	L, 9-20
at Jacksonville	L, 21-28
ST. LOUIS	W, 14-0
NEW ENGLAND	W, 12-9
at Buffalo	L, 24-30
INDIANAPOLIS	W, 27-14
at Carolina	W, 13-9
at New England	W, 23-26
NEW ORLEANS	W, 30-10
at Oakland	W, 27-17
NEW YORK JETS	L, 16-21
DENVER	W, 31-21
at Atlanta	L, 16-38

Playoffs

BUFFALO	W, 24-17
at Denver	L, 3-38

PUBLIC RELATIONS

Harvey Greene/Neal Gulkis/
Seth Levit
7500 S.W. 30th Street
Davie, FL 33314
(954)452-7010

Rushing

Most Carries
36 by James Jones, 10/27/85
32 by Barry Sanders, 9/15/91
30 by Barry Sanders, 12/7/97
27 by Steve Owens, 12/15/73

Most Yards Gained

143 by Barry Sanders, 9/15/91
137 by Barry Sanders, 12/7/97
114 by James Jones, 10/27/85
113 by Steve Owens, 12/15/73

Most Rushing TD's

1 by Rodney Peete, 9/15/91
1 by Barry Sanders, 12/7/97

Passing

Most Attempts
46 by Dave Krieg, 12/25/94

Most Completions

21 by Dave Krieg, 12/25/94

Most Yards Gained

288 by Scott Mitchell, 12/7/97
239 by Eric Hipple, 10/27/85

Most Passes Had Intercepted

2 by Jeff Komo, 12/9/79
by Dave Krieg, 12/25/94
by Scott Mitchell, 12/7/97

Most TD Passes

3 by Eric Hipple, 10/27/85

Receiving

Most Passes Received
9 by Johnnie Morton, 12/7/97
7 by Barry Sanders, 12/25/94

Most Yards Gained

171 by Johnnie Morton, 12/7/97
133 by Leonard Thompson, 10/27/85

Most Receiving TD's

1 by several players; most recent
Herman Moore and Johnnie
Morton, 12/7/97

Interceptions

Most Passes Intercepted
1 by Jimmy Allen, 12/9/79
by Levi Johnson, 10/27/85
by Roosevelt Barnes, 10/27/85
by Bryant Westbrook, 12/7/97

Scoring

Most Points
12 by James Jones, 10/27/85

Most TD's

2 by James Jones, 10/27/85

Most FG's

2 by Jason Hanson, 12/25/94

Punting

Most Punts
6 by Tom Skladany, 12/9/79

Punt Returns

Most Returns
4 by Mel Gray, 9/15/91

Most Yards Returned

49 by Mel Gray, 9/15/91

Kickoff Returns

Most Returns
6 by Glyn Milburn, 12/7/97
4 by John Arnold, 12/9/79

Most Yards Returned

117 by Johnnie Morton, 12/25/94

Longest Plays

Rushing Play
21 yards by Jim Arnold, 9/15/91
19 yards by Barry Sanders, 12/7/97

Passing Play

48 yards by Eric Hipple-to-Leonard
Thompson, 10/27/85

Kickoff Return

93 by Johnnie Morton, 12/25/94

Punt

55 yards by Mike Black, 10/27/85

Punt Return

16 yards by Pate Mandley, 10/27/85

Interception Return

641 yards by Bryant Westbrook,
12/7/97
18 yards by Levi Johnson, 10/27/85

Field Goal

59 yards by Eddie Murray, 10/27/85

DETROIT'S SERIES AGAINST MIAMI

2 Wins, 4 Losses

DATE	W-L	SCORE	9-15-91*	W	17-13
12-15-73	L	7-34	12-25-94	L	20-27
12-9-79*	L	10-28	12-7-97	L	30-33
10-27-85*	W	31-21			

(*Lions home game)

SERIES NOTES: DETROIT vs. MIAMI

- The six meetings between the Lions and Dolphins ties for the fewest games the Lions have played against any team (excluding recent expansion teams Jacksonville and Carolina). The other teams Detroit has played only six times are Buffalo, New England and San Diego.
- Detroit's win over Miami in 1995 was a historic one for the Lions. The win marked the first time in NFL history that a club had beaten the Super Bowl participants from the previous year in back-to-back weeks (the Lions had edged the Super Bowl XIX champion San Francisco 49ers, 23-21, only seven days earlier).
- The first three of Miami's triumphs over the Lions clinched AFC Eastern Division titles for the Dolphins (in 1973, '79 and '94).
- The first two of the three head coaches in Dolphins' history both had ties to Detroit. George Wilson coached the Dolphins from 1966-69. He was an assistant with the Lions from 1949-56 and was the Lions' head coach from 1957-64. Wilson was at the helm when the Lions won their last championship (1957). Don Shula was the Dolphins' head coach from 1970-85. He was an assistant under Wilson with the Lions from 1960-62.
- The Lions' only two trips to Miami's Pro Player Stadium (1994, 97) were both nationally televised night games, with the Dolphins winning both outings.

Minnesota Vikings

LIONS' ALL-TIME BESTS vs. VIKINGS

VIKINGS '99 SCHEDULE

SEPT. 12	at Atlanta
SEPT. 19	OAKLAND
SEPT. 26	at Green Bay
OCT. 3	TAMPA BAY
OCT. 10	CHICAGO
OCT. 17	at Detroit
OCT. 24	SAN FRANCISCO
OCT. 31	at Denver
NOV. 8	DALLAS (Mon.)
NOV. 14	at Chicago
NOV. 21	OPEN DATE
NOV. 28	SAN DIEGO
DEC. 6	at Tampa Bay (Mon.)
DEC. 12	at Kansas City
DEC. 20	GREEN BAY (Mon.)
DEC. 26	at New York Giants
JAN. 2	DETROIT

1998 RESULTS (15-1)

TAMPA BAY	W, 31-7
at St. Louis	W, 39-31
DETROIT	W, 29-6
at Chicago	W, 31-28
at Green Bay	W, 37-24
WASHINGTON	W, 41-7
at Detroit	W, 34-13
at Tampa Bay	L, 24-27
NEW ORLEANS	W, 31-24
CINCINNATI	W, 24-3
GREEN BAY	W, 28-14
at Dallas	W, 46-36
CHICAGO	W, 48-22
at Baltimore	W, 38-28
JACKSONVILLE	W, 50-10
at Tennessee	W, 26-16

Playoffs

ARIZONA	W, 41-21
ATLANTA*	L, 27-30 (OT)

*-NFC Championship Game

PUBLIC RELATIONS
 Bob Hagan/Tom West
 9520 Viking Drive
 Eden Prairie, MN 55344
 (612) 828-6500

Rushing
Most Carries
 36 by James Jones, 9/7/86
 29 by Mel Farr, 11/12/67
 27 by Billy Sims, 9/28/80
 by Billy Sims, 9/20/61

Most Yards Gained
 220 by Barry Sanders, 11/24/91
 197 by Mel Farr, 11/12/67
 174 by James Jones, 9/7/86
 157 by Billy Sims, 9/28/80

Most Rushing TD's
 4 by Barry Sanders, 11/24/91
 3 by Tommy Vardell, 11/16/97

Passing
Most Attempts
 47 by Scott Mitchell, 9/10/95
 40 by Charlie Batch, 9/20/98

Most Completions
 30 by Scott Mitchell, 11/23/95
 26 by Gary Danielson, 12/9/78

Most Yards Gained
 410 by Scott Mitchell, 11/23/95
 352 by Gary Danielson, 12/9/78

Most Passes Had Intercepted
 5 by Eric Hipple, 9/25/83

Most TD Passes
 5 by Gary Danielson, 12/9/78
 4 by Scott Mitchell, 11/23/95

Receiving
Most Passes Received
 12 by Brett Perriman, 11/23/95
 by Herman Moore, 9/1/96

10 by Ron Jessie, 10/20/74
 by Herman Moore, 11/16/97
 9 by Pat Studstill, 11/13/86
 by Herman Moore, 12/15/96
 by Herman Moore, 9/20/98

Most Yards Gained
 161 by Leonard Thompson,
 12/19/82

157 by Herman Moore, 9/1/96
 153 by Brett Perriman, 11/23/95
 124 by Brett Perriman, 10/15/92

Most Receiving TD's
 3 by Leonard Thompson, 12/9/78
 by Leonard Thompson, 9/23/84

Interceptions
Most Passes Intercepted
 3 by Dick LaBeau, 12/9/62
 by Lem Barney, 12/17/67

Scoring
Most Points
 24 by Barry Sanders, 11/24/91

Most TD's
 4 by Barry Sanders, 11/24/91
 3 by Tommy Vardell, 11/16/97

Most FG's
 4 by Eddie Murray, 9/13/87

Punting
Most Punts
 10 by Lem Barney, 11/27/69
 8 by John Jett, 10/25/98

Punt Returns
Most Returns
 7 by Pete Mandley, 10/21/84

Most Yards Returned
 105 by Eddie Payton, 12/17/77

Kickoff Returns
Most Returns
 6 by Terry Fair, 9/20/96
 5 by several players; most recent
 Vernon Turner, 10/31/93

Most Yards Returned
 184 by Eddie Payton, 12/17/77

Longest Plays
Rushing Play
 64 by Barry Sanders, 12/17/94

Kickoff Return
 99 by Eddie Payton, 12/17/77
 by Mel Gray, 12/17/94

Punt
 72 yards by Larry Swider, 9/30/79

Punt Return
 67 by Eddie Payton, 12/17/77

Passing Play
 93 by Rodney Peete-to-Herman
 Moore, 10/31/93

Interception Return
 76 by Luther Bradley, 12/9/78

Field Goal
 51 yards by Eddie Murray, 11/17/85
 48 yards by Jason Hanson, 10/25/98
 47 yards by Jason Hanson, 10/25/98

DETROIT'S SERIES AGAINST MINNESOTA

27 Wins, 46 Losses, 2 Ties

DATE	W-L	SCORE	11-1-70*	L	17-30	9-28-80*	W	27-7	11-11-90*	L	7-17
11-19-81	W	37-10	11-15-70	L	20-24	11-9-80	L	0-34	10-6-91*	W	24-20
12-10-61*	W	13-7	9-20-71*	L	13-16	9-20-81	L	24-26	11-24-91*	W	34-14
11-18-62	W	17-6	12-11-71	L	10-29	12-12-81*	W	45-7	9-13-92*	W	31-17
12-9-62*	W	37-23	9-24-72*	L	10-34	12-19-82*	L	31-34	10-15-92	L	14-31
10-27-63*	W	28-10	11-12-72	L	14-16	9-25-83	L	17-20	10-31-93	W	30-27
11-24-63	L	31-34	10-7-73*	L	9-23	12-5-83*	W	13-2	12-5-93*	L	13-0
10-11-64	W	24-20	11-11-73	L	7-28	9-23-84*	L	28-29	9-11-94	L	3-10
11-22-64*	T	23-23	9-22-74*	L	6-7	10-21-84	W	16-14	12-17-94*	W	41-19
9-26-65	W	31-29	10-20-74	W	20-16	11-3-85	L	13-16	11-23-95*	W	44-38
12-12-65*	L	7-29	10-19-75	L	19-25	11-17-85*	W	41-21	9-1-96	L	13-27
11-13-66	W	32-31	12-14-75*	W	17-10	9-7-86	W	13-10	12-8-96*	L	22-24
12-11-66*	L	16-28	9-26-76*	L	9-10	11-9-86*	L	10-24	11-15-97*	W	38-15
11-12-67	T	10-10	11-7-76	L	23-31	9-13-87	L	19-34	12-14-97	W	14-13
12-17-67*	W	14-3	10-9-77	L	7-14	12-20-87*	L	14-17	9-20-98	L	6-29
10-6-68	L	10-24	12-17-77*	L	21-30	11-6-88	L	17-44	10-25-98*	L	13-34
11-17-68*	L	6-13	11-5-78	L	7-17	11-24-88*	L	0-23			
10-26-69	L	10-24	12-9-78*	W	45-14	10-8-89	L	17-24			
11-27-69*	L	0-27	9-30-79*	L	10-13	10-22-89*	L	7-20			
			11-18-79	L	7-14	10-7-90	W	34-27			

(*Lions home game)

New England Patriots

LIONS' ALL-TIME BESTS vs. PATRIOTS

PATRIOTS '99 SCHEDULE

SEPT. 12	at New York Jets
SEPT. 19	INDIANAPOLIS
SEPT. 26	N.Y. GIANTS
OCT. 3	at Cleveland
OCT. 10	at Kansas City
OCT. 17	MIAMI
OCT. 24	DENVER
OCT. 31	at Arizona
NOV. 7	OPEN DATE
NOV. 15	N.Y. JETS (Mon.)
NOV. 21	at Miami
NOV. 28	at Buffalo
DEC. 5	DALLAS
DEC. 12	at Indianapolis
DEC. 19	at Philadelphia
DEC. 26	BUFFALO
JAN. 2	BALTIMORE

1998 RESULTS (9-7)

at Denver	L, 21-27
INDIANAPOLIS	W, 29-6
TENNESSEE	W, 27-16
at New Orleans	W, 30-27
KANSAS CITY	W, 40-10
NEW YORK JETS	L, 14-24
at Miami	L, 9-12
at Indianapolis	W, 21-16
ATLANTA	L, 10-41
at Buffalo	L, 10-13
MIAMI	W, 26-23
BUFFALO	W, 25-21
at Pittsburgh	W, 23-9
at St. Louis	L, 18-32
SAN FRANCISCO	W, 24-21
at New York Jets	L, 10-31

Playoffs

at Jacksonville L, 10-25

PUBLIC RELATIONS

Stacey James/Anthony Moretti
Foxboro Stadium
60 Washington Street
Foxboro, MA 02035
(508) 543-8200

Rushing

Most Carries
32 by Horace King, 10/10/76
by Barry Sanders, 9/12/93

Most Yards Gained
148 by Barry Sanders, 9/12/93
131 by Barry Sanders, 9/25/94

Most Rushing TD's
2 by Barry Sanders, 9/25/94

Passing

Most Attempts
29 by Eric Hipple, 12/8/85
by Scott Mitchell, 9/25/94

Most Completions
16 by Rodney Peete, 9/12/93

Most Yards Gained
198 by Greg Landry, 9/26/71

Most Passes Had Intercepted
3 by Rodney Peete, 9/12/93

Most TD Passes
3 by Greg Landry, 10/10/76

Receiving

Most Passes Received
6 by Horace King, 10/10/76

Most Yards Gained
98 by Leonard Thompson, 10/7/79

Most Receiving TD's
2 by David Hill, 10/10/76

Interceptions

Most Passes Intercepted
2 by Levi Johnson, 10/10/76

Scoring

Most Points
12 by Steve Owens, 9/26/71
by David Hill, 10/10/76
by Barry Sanders, 9/25/94

Most TD's
2 by Steve Owens, 9/26/71
by David Hill, 10/10/76
by Barry Sanders, 9/25/94

Most FG's
4 by Jason Hanson, 9/12/93

Punting

Most Punts
8 by Larry Swider, 10/7/79

Punt Returns

Most Returns
2 by Leonard Thompson, 10/7/79
by Pete Mandley, 12/8/85
by Mel Gray, 9/25/94

Most Yards Returned
25 by Leonard Thompson, 10/7/79

Kickoff Returns

Most Returns
4 by A.J. Jones, 12/8/85
by Mel Gray, 9/12/93
by Mel Gray, 9/25/94

Most Yards Returned
103 by Mel Gray, 9/25/94

Longest Plays

Rushing Play
46 yards by Dexter Bussey, 10/10/76

Kickoff Return
38 yards by Bill Triplet, 9/26/71

Punt
61 yards by Herman Weaver, 9/26/71

Punt Return
19 yards by Leonard Thompson,
10/7/79

Passing Play
82 yards by Scott Hunter-to-
Leonard Thompson, 10/7/79

Interception Return
76 yards by Levi Johnson, 10/10/76

Field Goal
38 yards by Jason Hanson, 9/12/93

DETROIT'S SERIES AGAINST NEW ENGLAND

3 Wins, 3 Losses

DATE	W-L	SCORE			
9-26-71	W	34-7	12-8-85	L	6-23
10-10-76*	W	30-10	9-12-93	W(OT)	19-16
10-7-79	L	17-24	9-25-94*	L	17-23

(*Lions home game)

SERIES NOTES: DETROIT vs. NEW ENGLAND

- The fastest touchdown in Lions' history was scored against the Patriots. Willie Clay (who later joined the Pats as a free agent) recovered a New England fumble on the opening kickoff and returned it 15 yards for a touchdown only 11 seconds into the game on September 12, 1993.
- New England has made just two regular season visits to the Pontiac Silverdome, with each team winning once.
- Detroit opened their series vs. the Patriots with a 34-7 victory September 26, 1971 in Schaefer Stadium (now Foxboro Stadium). Steve Owens scored two touchdowns for the Lions, including a 74-yard TD catch from Greg Landry. The Lions also scored a defensive touchdown as Mike Lucci returned an interception 25 yards for a score.
- In the 1993 matchup, the Lions edged New England, 19-16 in overtime. The win gave Detroit its first 2-0 start since 1985, and was clinched on Jason Hanson's fourth field goal of the game, a 38-yarder.
- The six meetings between the Lions and Patriots lies for the fewest games the Lions have played against any team (excluding recent expansion teams Jacksonville and Carolina). The other teams Detroit has played only six times are Buffalo, Miami and San Diego.

New Orleans Saints

LIONS' ALL-TIME BESTS vs. SAINTS

SAINTS '99 SCHEDULE	
SEPT. 12	CAROLINA
SEPT. 19	at San Francisco
SEPT. 26	OPEN DATE
OCT. 3	at Chicago
OCT. 10	ATLANTA
OCT. 17	TENNESSEE
OCT. 24	at New York Giants
OCT. 31	CLEVELAND
NOV. 7	TAMPA BAY
NOV. 14	SAN FRANCISCO
NOV. 21	at Jacksonville
NOV. 28	at St. Louis
DEC. 5	at Atlanta
DEC. 12	ST. LOUIS
DEC. 19	at Baltimore
DEC. 24	DALLAS (Fri.)
JAN. 2	at Carolina

1998 RESULTS (6-10)	
at St. Louis	W, 24-17
CAROLINA	W, 19-14
at Indianapolis	W, 19-13
NEW ENGLAND	L, 27-30
SAN FRANCISCO	L, 0-31
at Atlanta	L, 23-31
TAMPA BAY	W, 9-3
at Carolina	L, 17-31
at Minnesota	L, 24-31
ST. LOUIS	W, 24-3
at San Francisco	L, 20-31
at Miami	L, 10-30
DALLAS	W, 22-3
ATLANTA	L, 17-27
at Arizona	L, 17-19
BUFFALO	L, 33-45

PUBLIC RELATIONS
 Greg Bensef/Robert Gunn
 5800 Airline Highway
 Metairie, LA 70003
 (504) 733-0255

Rushing
Most Carries
 24 by Dexter Bussey, 9/25/77

Most Yards Gained
 150 by Dexter Bussey, 9/25/77
 113 by Barry Sanders, 9/21/97

Most Rushing TD's
 2 by Billy Sims, 10/12/80

Passing
Most Attempts
 43 by Scott Mitchell, 9/14/97
 41 by Bill Munson, 11/24/88

Most Completions
 27 by Greg Landry, 11/14/76

Most Yards Gained
 310 by Greg Landry, 11/14/76

Most Passes Had Intercepted
 3 by Bill Munson, 11/8/70
 by Scott Mitchell, 9/14/97

Most TD Passes
 2 by several players; most recent
 Scott Mitchell, 9/14/97

Receiving
Most Passes Received
 11 by Herman Moore, 9/21/97
 8 by Dexter Bussey, 11/14/76
 by Richard Johnson, 12/3/89

Most Yards Gained
 248 by Richard Johnson, 12/3/89
 111 by Ray Jarvis, 11/14/76
 by Herman Moore, 9/21/97

Most Receiving TD's
 2 by Carl Bland, 9/18/88

Interceptions
Most Passes Intercepted
 2 by Lem Barney, 11/19/72
 by James Hunter, 10/21/79

Scoring
Most Points
 12 by Billy Sims, 10/12/80
 by Carl Bland, 9/18/88

Most TD's
 2 by Billy Sims, 10/12/80
 by Carl Bland, 9/18/88

Most FG's
 2 by several players; most recent
 Rich Karlis, 10/28/90

Punting
Most Punts
 8 by Jim Arnold, 12/3/89

Punt Returns
Most Returns
 7 by Walter Stanley, 12/3/89

Most Yards Returned
 53 by Walter Stanley, 12/3/89

Kickoff Returns
Most Returns
 6 by Glyn Milburn, 9/14/97
 4 by Bobby Watkins, 11/8/70
 by Rick Kane, 10/12/80
 by Mel Gray, 10/4/92

Most Yards Returned
 157 by Glyn Milburn, 9/14/97
 125 by Rick Kane, 10/12/80

Longest Plays
Rushing Play
 48 by Fred Scott, 10/12/80

Kickoff Return
 62 yards by Rick Kane, 10/12/80

Punt
 57 yards by Jim Arnold, 10/28/90

Punt Return
 34 yards by Ray Jarvis, 11/3/74

Passing Play
 75 by Bob Gagliano-to-Richard Johnson,
 12/3/89

Field Goal
 47 yards by Jason Hanson, 9/21/97
 by Wayne Walker, 11/24/88
 by Benny Ricardo, 11/14/76
 by Steve Mike-Mayer, 9/25/77

DETROIT'S SERIES AGAINST NEW ORLEANS

6 Wins, 8 Losses, 1 Tie

DATE	W-L	SCORE	11-14-76	L	16-17	10-28-90	W	27-10
11-24-68*	T	20-20	9-25-77*	W	23-19	10-4-92*	L	7-13
11-8-70	L	17-19	10-21-79	L	7-17	9-19-93	L	3-14
11-19-72*	W	27-14	10-12-80*	W	24-13	9-14-97	L	17-35
10-14-73	L	13-20	9-18-88*	L	14-22			
11-3-74*	W	19-14	12-3-89*	W	21-14			

(*Lions home game)

SERIES NOTES: DETROIT vs. NEW ORLEANS

- In one of the NFL's all-time amazing finishes, New Orleans kicker Tom Dempsey booted a 63-yard field goal as time expired to give the Saints a 19-17 victory in Tulane Stadium on November 8, 1970. Dempsey's mighty boot stood alone as the longest field goal in NFL history until Denver's Jason Elam tied the record on October 25, 1998 vs. Jacksonville.
- New Orleans leads the series 6-6-1, which dates back to a 20-20 tie on November 24, 1968 in Detroit.
- The home team has generally had the upper hand in the series with Detroit compiling a 5-2-1 mark at home (2-0-1 at Tiger Stadium; 3-2 in the Silverdome) while New Orleans has managed a 6-1 record at home (2-0 at Tulane Stadium; 4-1 in the Superdome).
- Despite a 310-yard passing game from Detroit's Greg Landry (27-of-38 with two TD's), the Saints nipped the Lions, 17-16, in the Superdome in 1976. Detroit RB Dexter Bussey led all rushers in the contest with 82 yards on only eight carries.
- The Lions' Richard Johnson tallied 248 yards receiving (second-most in team history) on eight receptions and earned NFC Player of the Week honors in Detroit's 21-14 win over the Saints on December 3, 1989.

GIANTS '99 SCHEDULE

SEPT. 12	at Tampa Bay
SEPT. 19	WASHINGTON
SEPT. 26	at New England
OCT. 3	PHILADELPHIA
OCT. 10	at Arizona
OCT. 16	DALLAS (Mon.)
OCT. 24	NEW ORLEANS
OCT. 31	at Philadelphia
NOV. 7	OPEN DATE
NOV. 14	INDIANAPOLIS
NOV. 21	at Washington
NOV. 28	ARIZONA
DEC. 5	N.Y. JETS
DEC. 12	at Buffalo
DEC. 19	at St. Louis
DEC. 26	MINNESOTA
JAN. 2	at Dallas

1998 RESULTS (8-8)

WASHINGTON	W, 31-24
at Oakland	L, 17-20
DALLAS	L, 7-31
at San Diego	W, 34-16
at Tampa Bay	L, 3-20
ATLANTA	L, 20-34
ARIZONA	W, 34-7
at Washington	L, 14-21
at Dallas	L, 6-16
GREEN BAY	L, 3-37
PHILADELPHIA	W, 20-0
at San Francisco	L, 7-31
at Arizona	W, 23-19
DENVER	W, 20-16
KANSAS CITY	W, 28-7
at Philadelphia	W, 20-10

PUBLIC RELATIONS

Pal Hanlon/Avis Roper
Giants Stadium
East Rutherford, NJ 07073
(201) 935-8111

New York Giants

LIONS' ALL-TIME BESTS vs. GIANTS

Rushing

Most Carries
26 by Billy Sims, 11/25/82
114 by Barry Sanders, 10/30/94
24 by Barry Sanders, 10/19/97

Most Yards Gained

146 by Barry Sanders, 10/30/94
114 by Billy Sims, 11/25/82
113 by Steve Owens, 9/17/72
105 by Barry Sanders, 10/19/97

Most Rushing TD's

1 by several players; most recent
Barry Sanders, 10/19/97

Passing

Most Attempts
49 by Harry Gilmer, 12/11/55

Most Completions

21 by Bob Gagliano, 9/17/89
19 by Scott Mitchell, 10/19/97

Most Yards Gained

344 by Bob Gagliano, 9/17/89

Most TD Passes

3 by Karl Sweetan, 12/10/67
by Greg Landry, 9/17/72

Most Passes Had Intercepted

3 by Gary Danielson, 11/25/82
by Bob Gagliano, 9/17/89
by Scott Mitchell, 10/30/94
by Scott Mitchell, 10/27/96

Receiving

Most Passes Received
9 by Richard Johnson, 9/17/89
by Herman Moore, 10/30/94

Most Yards Gained

172 by Richard Johnson, 9/17/89
120 by John Hilton, 9/17/72
118 by Terry Barr, 10/4/64

Most Receiving TD's

2 by Herman Moore, 10/30/94

Interceptions

Most Passes Intercepted
2 by Bruce McNorton, 11/7/83

Scoring

Most Points
12 by Errol Mann, 9/17/72
by Herman Moore, 10/30/94

Most TD's

2 by Herman Moore, 10/30/94

Most FG's

3 by Errol Mann, 9/17/72

Punting

Most Punts
8 by Jim Arnold, 10/16/88
by Jim Arnold, 10/30/88

Punt Returns

Most Returns
3 by several players; most recent
Glyn Milburn, 10/27/96

Most Yards Returned

82 by Lem Barney, 9/28/69

Kickoff Returns

Most Returns
4 by Jimmie Jones, 11/17/74
by Glyn Milburn, 10/27/96

Most Yards Returned

130 by Jimmie Jones, 11/17/74

Longest Plays

Rushing Play
62 yards by Barry Sanders, 10/30/94

Passing Play

711 by Bob Gagliano-to-Richard Johnson, 9/17/89

Kickoff Return

56 yards by Jimmie Jones, 11/17/74

Punt

85 yards by Bill Shepherd, 11/15/36

Punt Return

741 by Lem Barney, 9/28/69

Interception Return

481 by Mike Johnson, 10/30/94

Field Goal

48 yards by Wayne Walker, 10/4/64

DETROIT'S SERIES AGAINST NEW YORK GIANTS

18 Wins, 17 Losses, 1 Tie

DATE	W-L	SCORE	11-14-37	W	17-0	10-4-64*	W	28-3	11-18-90	L	0-20
11-5-30*	L	6-19	11-5-39*	W	18-14	12-10-67	W	30-7	10-31-94	W(OT)	28-25
9-30-31*	W	14-6	11-9-41	L	13-20	9-28-69*	W	24-0	10-27-96*	L	7-35
11-1-31	L	0-14	11-7-43	T	0-0	9-17-72*	W	30-16	10-19-97*	L(OT)	20-26
9-25-32*	W	7-0	11-18-45	L	14-35	11-17-74*	W	20-19			
10-30-32	W	6-0	11-2-47*	W	35-7	12-5-76	L	10-24			
9-24-33*	W	17-7	11-20-49	W	45-21	11-25-82*	L	6-13			
11-5-33	L	10-13	12-13-53	W	27-16	11-7-83*	W	15-9			
9-23-34*	W	9-0	12-11-55*	L	19-24	10-16-88	L	10-30			
11-1-36	L	7-14	12-7-58*	L	17-19	10-30-88*	L(OT)	10-13			
11-15-36*	W	38-0	10-21-62	L	14-17	9-17-89	L	24-14			

POST-SEASON (1-0)

DATE W-L SCORE

12-15-35* W # 26-7

(*Lions home game)

(# NFL Championship Game)

SERIES NOTES: DETROIT vs. NEW YORK GIANTS

- The Giants were the opposition in the Lions' first game in Detroit. The Lions won the game, 9-0, on September 23, 1934 at University of Detroit Stadium.
- Detroit claimed its first NFL championship with a 26-7 win over the defending champion Giants on December 15, 1935. The contest marked the only time the two teams have met in post-season action.
- The Lions hold a 18-17-1 lead in the series which dates back to a 19-6 New York victory at Detroit on November 5, 1930, when the Lions were known as the Portsmouth Spartans.
- Detroit dominated the series initially, claiming eight of the first 12 contests, but the Giants have won eight of the last 10 decisions.
- Overall, the Giants have a 10-6-1 (4-1 in Giants Stadium) advantage at home while the Lions have fared better in Detroit, posting a 12-6 mark at home (1-3 in the Silverdome).
- Two of the last three outings between the two teams have gone to overtime, with the road team winning each. Detroit won a 28-15 decision on October 31, 1994 at Giants Stadium, while New York defeated the Lions, 26-20, at the Silverdome on October 19, 1997.

JETS '99 SCHEDULE

SEPT. 12	NEW ENGLAND
SEPT. 19	at Buffalo
SEPT. 26	WASHINGTON
OCT. 3	at Denver
OCT. 11	JACKSONVILLE (Mon.)
OCT. 17	INDIANAPOLIS
OCT. 24	at Oakland
OCT. 31	OPEN DATE
NOV. 7	ARIZONA
NOV. 15	at New England (Mon.)
NOV. 21	BUFFALO
NOV. 28	at Indianapolis
DEC. 5	at New York Giants
DEC. 12	MIAMI
DEC. 19	at Dallas
DEC. 27	at Miami (Mon.)
JAN. 2	SEATTLE

1998 RESULTS (12-4)

at San Francisco	L, 30-36
BALTIMORE	L, 10-24
INDIANAPOLIS	W, 44-6
MIAMI	W, 20-9
at St. Louis	L, 10-30
at New England	W, 24-14
ATLANTA	W, 28-3
at Kansas City	W, 20-17
BUFFALO	W, 34-12
at Indianapolis	L, 23-24
at Tennessee	W, 24-3
CAROLINA	W, 48-21
SEATTLE	W, 32-31
at Miami	W, 21-16
at Buffalo	W, 17-10
NEW ENGLAND	W, 31-10

Playoffs

JACKSONVILLE	W, 34-24
at Denver*	L, 10-23

* AFC Championship Game

PUBLIC RELATIONS

Frank Ramos/Doug Miller
1000 Fulton Avenue
Hempstead, NY 11550
(516) 560-8100

New York Jets

LIONS' ALL-TIME BESTS vs. JETS

Rushing

Most Carries
24 by James Jones, 11/28/85
23 by Barry Sanders, 12/10/94
by Barry Sanders, 12/21/97

Most Yards Gained

184 by Barry Sanders, 12/21/97
127 by Barry Sanders, 12/10/94
123 by Allie Taylor, 11/23/72
114 by Barry Sanders, 12/8/91

Most Rushing TD's

2 by Barry Sanders, 12/8/91

Passing

Most Attempts
37 by Gary Danielson, 12/6/82

Most Completions

19 by Eric Hipple, 11/28/85

Most Yards Gained

269 by Eric Hipple, 11/28/85

Most Touchdowns

4 by Eric Hipple, 11/28/85

Most Passes Had Intercepted

3 by Gary Danielson, 12/6/82

Receiving

Most Passes Received
7 by Leonard Thompson, 11/28/85

Most Yards Gained

115 by Leonard Thompson, 11/28/85

Most Receiving TD's

3 by Leonard Thompson, 11/28/85

Interceptions

Most Passes Intercepted
1 by several players; most recent
Mark Carrier, Ron Rice and Bryant
Westbrook, 12/21/97

Scoring

Most Points
18 by Leonard Thompson, 11/28/85

Most TD's

3 by Leonard Thompson, 11/28/85

Most FG's

4 by Jason Hanson, 12/10/94

Punting

Most Punts
8 by John Jett, 12/21/97
7 by Tom Skladany, 12/8/82

Punt Returns

Most Returns
3 by several players; most recent
Glyn Milburn, 12/21/97

Most Yards Returned

34 by Pete Mandley, 11/28/85

Kickoff Returns

Most Returns
3 by Robbie Martin, 12/6/82
by Jeff Campbell, 12/8/91

Most Yards Returned

70 by Gary Lee, 9/25/88

Longest Plays

Rushing Play
53 yards by Barry Sanders, 12/21/97
51 yards by Barry Sanders, 12/8/91

Passing Play

73 yards by Erik Kramer-to-Willie
Green, 12/8/91

Kickoff Return

39 yards by Gary Lee, 9/25/88

Punt

58 yards by Tom Skladany, 12/6/82

Punt Return

20 yards by Pete Mandley, 11/28/85

Interception Return

19 yards by George Jamison, 12/8/91

Field Goal

49 yards by Jason Hanson, 12/10/94
44 yards by Jason Hanson, 12/21/97

DETROIT'S SERIES AGAINST NEW YORK JETS

5 Wins, 3 Losses

DATE	W-L	SCORE	9-25-88*	L	10-17
11-23-72*	W	37-20	12-8-91*	W	34-20
9-16-79	L	10-31	12-10-94	W	18-7
12-6-82*	L	13-28	12-21-97*	W	13-10
11-28-85*	W	31-20			

(*Lions home game)

SERIES NOTES: DETROIT vs. NEW YORK JETS

- The Lions completed their first undefeated home season since 1962 with a 34-20 win over the Jets, December 8, 1991.
- Detroit claimed a memorable 13-10 decision over the Jets at the Silverdome on December 21, 1997 in a game in which the winner qualified for the playoffs and the loser did not. RB Barry Sanders' 184 yards rushing in the contest made him only the third player in NFL history to eclipse the 2,000-yard mark in a season, and Lions' LB Reggie Brown suffered a career-ending neck injury in the fourth quarter with a national television audience looking on. The noise was so boisterous at the sold-out Silverdome near the end of the game that players reported the turf actually moving beneath their feet.
- Detroit leads the all-time series 5-3, which dates back to a 28-14 Detroit victory on November 26, 1970 at Tiger Stadium. Detroit has played six of its eight contests at home against the Jets with a record of 4-2 at home (1-0 at Tiger Stadium, 3-2 at the Silverdome). The teams have split the two games played in New York/New Jersey -- the Jets won 31-10 at Shea Stadium on September 16, 1979, and Detroit defeated the Jets, 18-7, at Giants Stadium on December 10, 1994.

Oakland Raiders

LIONS' ALL-TIME BESTS vs. RAIDERS

RAIDERS '99 SCHEDULE	
SEPT. 12	at Green Bay
SEPT. 19	at Minnesota
SEPT. 26	CHICAGO
OCT. 3	at Seattle
OCT. 10	DENVER
OCT. 17	at Buffalo
OCT. 24	NEW YORK JETS
OCT. 31	MIAMI
NOV. 7	OPEN DATE
NOV. 14	SAN DIEGO
NOV. 22	at Denver (Mon.)
NOV. 28	KANSAS CITY
DEC. 5	SEATTLE
DEC. 9	at Tenn. (Thu.)
DEC. 19	TAMPA BAY
DEC. 26	at San Diego
JAN. 2	at Kansas City

1998 RESULTS (8-8)	
at Kansas City	L, 8-28
NEW YORK GIANTS	W, 20-17
DENVER	L, 17-34
at Dallas	W, 13-12
at Arizona	W, 23-20
SAN DIEGO	W, 7-6
CINCINNATI	W, 27-10
at Seattle	W, 31-18
at Baltimore	L, 10-13
SEATTLE	W, 20-17
at Denver	L, 14-40
WASHINGTON	L, 19-29
MIAMI	L, 17-27
at Buffalo	L, 21-44
at San Diego	W, 17-10
KANSAS CITY	L, 24-31

PUBLIC RELATIONS

Al LoCasale/Mike Taylor
1220 Harbor Bay Parkway
Alameda, CA 94502
(510) 864-5000

Rushing
Most Carries
25 by Barry Sanders, 12/10/90

Most Yards Gained
176 by Barry Sanders, 12/10/90
133 by Billy Sims, 9/27/81

Most Rushing TD's
2 by Barry Sanders, 12/10/90

Passing
Most Attempts
50 by Scott Mitchell, 10/13/96
37 by Gary Danielson, 12/6/82

Most Completions
31 by Scott Mitchell, 10/13/96
19 by Eric Hipple, 11/28/85

Most Yards Gained
343 by Scott Mitchell, 10/13/96
269 by Eric Hipple, 11/28/85

Most Touchdowns
3 by Greg Landry, 11/26/70
by Scott Mitchell, 10/13/96

Most Passes Had Intercepted
2 by Chuck Long, 9/20/87
by Scott Mitchell, 10/13/96

Receiving
Most Passes Received
10 by Herman Moore, 10/13/96
8 by Johnnie Morton, 10/13/96

Most Yards Gained
110 by Pete Mandley, 9/20/87
109 by Herman Moore, 10/13/96
109 by Johnnie Morton, 10/13/96

Most Receiving TD's
2 by Charlie Sanders, 11/26/70
by Herman Moore, 10/13/96

Interceptions
Most Passes Intercepted
1 by several players, most recent
Bennie Blades and Victor Jones,
12/10/90

Scoring
Most Points
12 by Charlie Sanders, 11/26/70
by Barry Sanders, 12/10/90
by Herman Moore, 10/13/96

Most TD's
2 by Charlie Sanders, 11/26/70
by Barry Sanders, 12/10/90
by Herman Moore, 10/13/96

Most FG's
3 by Eddie Murray, 12/10/90

Punting
Most Punts
10 by Mike Black, 12/10/84

Punt Returns
Most Returns
6 by Robbie Martin, 9/27/81

Most Yards Returned
76 by Robbie Martin, 9/27/81

Kickoff Returns
Most Returns
5 by Jimmie Jones, 11/10/74
by Glyn Milburn, 10/13/96

Most Yards Returned
119 by Glyn Milburn, 10/13/96
113 by Mel Gray, 12/10/90

Longest Plays
Rushing Play
36 yards by Fred Scott, 11/19/78

Passing Play
58 yards by Greg Landry-to-Mel
Farr, 11/26/70

Kickoff Return
49 yards by Mel Gray, 12/10/90

Punt
74 yards by Tom Skladany, 9/27/81

Punt Return
23 yards by Robbie Martin, 12/10/94

Interception Return
30 yards by Jimmy Allen, 9/27/81

Field Goal
48 yards by Eddie Murray, 12/10/84

DETROIT'S SERIES AGAINST OAKLAND

2 Wins, 6 Losses

DATE	W-L	SCORE	12-10-84*	L	3-24
11-26-70*	W	28-14	9-20-87	L	7-27
11-10-74	L	13-35	12-10-90*	L	31-38
11-19-78	L	17-29	10-13-96	L	21-37
9-27-81*	W	16-0			

(*Lions home game)

SERIES NOTES: DETROIT vs. OAKLAND

- In the first meeting between the two teams (November 26, 1970), the Lions defeated the Raiders, 28-14, on Thanksgiving Day. The win was the second of five consecutive wins by the Lions that year, which propelled them to their first playoff berth since 1957.
- Also in that contest, the Lions scored 14 fourth quarter points to rally for the win. Mel Farr rushed 21 times for 121 yards, to lead the way for Detroit, who came back from a 14-0 deficit.
- In the Monday Night meeting on December 10, 1990, there were five former Heisman Trophy winners on the field -- Barry Sanders and Andre Ware for Detroit; and Marcus Allen, Tim Brown and Bo Jackson for the Raiders. Sanders finished the game with 176 yards on 25 carries, while Jackson led the Raiders with 129 yards on 18 carries.
- The Lions shut out the defending Super Bowl champion Oakland Raiders, 16-0, on September 27, 1981. Detroit was the first team to shut out the Raiders in 15 years as the Lions limited Oakland to only 131 yards in total offense. The Lions collected six sacks and Jimmy Allen intercepted his fourth pass in as many games. Billy Sims earned his second consecutive 100-yard rushing game (133 yards) while Dexter Bussey passed Althe Taylor as the club's all-time leading rusher. Also in the game, Detroit QB Gary Danielson fractured his left wrist -- an injury that would sideline him for 10 weeks.

Philadelphia Eagles

LIONS' ALL-TIME BESTS vs. EAGLES

EAGLES '99 SCHEDULE	
SEPT. 12	ARIZONA
SEPT. 19	TAMPA BAY
SEPT. 26	at Buffalo
OCT. 3	at New York Giants
OCT. 10	DALLAS
OCT. 17	at Chicago
OCT. 24	at Miami
OCT. 31	NEW YORK GIANTS
NOV. 7	at Carolina
NOV. 14	WASHINGTON
NOV. 21	INDIANAPOLIS
NOV. 28	at Washington
DEC. 5	at Arizona
DEC. 12	at Dallas
DEC. 19	NEW ENGLAND
DEC. 26	OPEN DATE
JAN. 2	ST. LOUIS

1998 RESULTS (3-13)	
SEATTLE	L, 0-38
at Atlanta	L, 12-17
at Arizona	L, 3-17
KANSAS CITY	L, 21-24
at Denver	L, 16-41
WASHINGTON	W, 17-12
at San Diego	L, 10-13
DALLAS	L, 0-34
DETROIT	W, 10-9
at Washington	L, 3-28
at New York Giants	L, 0-20
at Green Bay	L, 16-24
ST. LOUIS	W, 17-14
ARIZONA	L, 17-20
at Dallas	L, 9-13
NEW YORK GIANTS	L, 10-20

PUBLIC RELATIONS	
Ron Howard/Derek Boyko/ Rich Berg Veterans Stadium 3501 South Broad Street Philadelphia, PA 19148 (215) 463-2500	

Rushing

Most Carries
20 by Bob Felts, 12/19/65
by Dexter Bussey, 10/2/77
by Horace King, 10/2/77
by Barry Sanders, 11/8/98

Most Yards Gained
140 by Barry Sanders, 11/8/98
118 by Bob Hoenschemeyer,
11/18/51

Most Rushing TD's
2 by Greg Landry, 12/5/71
by Barry Sanders, 9/15/96

Passing

Most Attempts
38 by Gary Danielson, 11/4/84

Most Completions
23 by Gary Danielson, 11/4/84

Most Yards Gained
275 by Gary Danielson, 11/4/84

Most Passes Had Intercepted
4 by Bobby Layne, 12/5/54
by Scott Mitchell, 12/30/95*

Most TD Passes
3 by Bobby Layne, 11/18/51
by Bobby Layne, 11/10/57
by Mill Plum, 12/19/65
by Don Majkowski, 12/30/95*

Receiving

Most Passes Received
9 by Ron Jessie, 12/15/74
8 by Ken Jenkins, 11/4/84

Most Yards Gained

171 by Gail Cogdill, 12/17/61
139 by Jeff Chadwick, 11/16/86
133 by Herman Moore, 12/30/95*
128 by Ken Jenkins, 11/4/84

Most Receiving TD's
2 by Dorne Dibble, 11/18/51
2 by David Sloan, 12/30/95*

Interceptions

Most Interceptions
2 by Jack Christiansen, 12/5/54
by Carl Karlvacz, 12/5/54
by Bobby Watkins, 11/4/84

Scoring

Most Points
12 by Dorne Dibble, 11/18/51
by Greg Landry, 12/5/71
by Dexter Bussey, 10/2/77
by David Sloan, 12/30/95*

Most TD's

2 by several players, most recent
Barry Sanders, 9/15/96

Most FG's

3 by Jason Hanson, 11/8/98
2 by several players, most recent
Eddie Murray, 11/16/86

Punting

Most Punts
6 by Larry Swider, 12/2/79
by John Jett, 11/8/98

Punt Returns

Most Returns
8 by Terry Fair, 11/8/98
4 by Terry Barr, 10/16/60

Most Yards Returned

43 by Terry Fair, 11/8/98
42 by Tom Vaughn, 12/19/65

Kickoff Returns

Most Returns
6 by Ron Rivers, 12/30/95*

Most Yards Returned

108 by Ron Rivers, 12/30/95*
98 by Terry Fair, 11/8/98

Longest Plays

Rushing Play
54 yards by Bob Hoenschemeyer,
11/18/51
44 yards by Barry Sanders, 11/8/98

Passing Play

84t by Jim Ninowski-to-Gail Cogdill,
12/17/61

Kickoff Return

61 yards by Terry Fair, 11/8/98
40 yards by Ron Rivers, 12/30/95*

Punt

62 yards by Larry Swider, 12/2/79

Punt Return

42 yards by Tom Vaughn, 12/19/65

Interception Return

53 yards by Jack Christiansen,
11/18/51

Field Goal

51 yards by Jason Hanson, 9/15/96
48 yards by Jason Hanson, 11/8/98

* Post-season Game

DETROIT'S SERIES AGAINST PHILADELPHIA

12 Wins, 11 Losses, 2 Ties

DATE	W-L	SCORE	10-14-45'	W	28-24	12-19-65	W	35-28	9-15-96	L	17-24
10-18-33'	W	25-0	12-12-48	L	21-45	11-28-68'	L	0-12	11-8-98	L	9-10
10-14-34	W	10-0	10-3-49'	L	14-22	12-5-71'	L	20-23			
9-20-35'	W	35-0	11-18-51	W	28-10	12-15-74	L	17-28			(*Lions home game)
10-11-36	W	23-0	12-5-54'	T	13-13	10-2-77'	W	17-13			
12-4-38'	L	7-21	11-10-57	W	27-16	12-2-79	L	7-44			
11-17-40	W	21-0	10-16-60	L	10-28	11-4-84'	T(OT)	23-23			
11-16-41'	W	21-17	12-17-61'	L	24-27	11-16-86	W	13-11			

POST-SEASON (0-1)			
DATE	W-L	SCORE	
12/30/95	L	37-58	

SERIES NOTES: DETROIT vs. PHILADELPHIA

- The Lions' last tie in a regular season game was against the Eagles (23-23) on November 4, 1984 in the Silverdome.
- The Lions claimed victories in the first four games of the series, with each being a shutout. The Lions also won seven of the first eight meetings.
- The Eagles have gone the longest of any NFC team (except the 1995 expansion Carolina Panthers) to play in the Silverdome. The Eagles' last trip to the dome was on November 4, 1984.
- In 25 regular season meetings, the Lions have scored more than 30 points only twice (35 points in both 1935 and 1965). Philadelphia, however, has also been limited to only two 30-point outbursts -- 45 points in 1948 and 44 points in 1979.
- In Detroit's last win over Philadelphia (November 6, 1986), the Lions' defense sacked Eagle QB Randall Cunningham 11 times to tie a club record in a 13-11 win. Seven Lion defenders recorded sacks, including four by Keith Ferguson, and 2.5 by William Gay. A 72-yard scoring strike from Joe Ferguson-to-Jeff Chadwick in the first quarter turned out to be the only touchdown of the game.

Pittsburgh Steelers

LIONS' ALL-TIME BESTS vs. STEELERS

STEELERS '99 SCHEDULE	
SEPT. 12	at Cleveland
SEPT. 19	at Baltimore
SEPT. 26	SEATTLE
OCT. 3	JACKSONVILLE
OCT. 10	at Buffalo
OCT. 17	at Cincinnati
OCT. 25	ATLANTA (Mon.)
OCT. 31	OPEN DATE
NOV. 7	at San Francisco
NOV. 14	CLEVELAND
NOV. 21	at Tennessee
NOV. 28	CINCINNATI
DEC. 2	at Jacksonville (Thu.)
DEC. 12	BALTIMORE
DEC. 18	at Kansas City (Sat.)
DEC. 26	CAROLINA
JAN. 2	TENNESSEE

1998 RESULTS (7-9)

at Baltimore	W, 20-13
CHICAGO	W, 17-12
at Miami	L, 0-21
SEATTLE	W, 13-10
at Cincinnati	L, 20-25
BALTIMORE	W, 16-6
at Kansas City	W, 20-13
TENNESSEE	L, 31-41
GREEN BAY	W, 27-20
at Tennessee	L, 14-23
JACKSONVILLE	W, 30-15
at Detroit	L, 16-19 (OT)
NEW ENGLAND	L, 9-23
at Tampa Bay	L, 3-16
CINCINNATI	L, 24-25
at Jacksonville	L, 3-21

PUBLIC RELATIONS

Ron Wahl/Dave Lockett
Three Rivers Stadium
300 Stadium Circle
Pittsburgh, PA 15212
(412) 323-0300

Rushing

Most Carries
26 by Billy Sims, 11/24/83
20 by Barry Sanders, 11/26/98

Most Yards Gained
118 by Bobby Layne, 9/24/50
108 by Barry Sanders, 9/3/95
107 by Bob Hoernschmeyer,
11/9/52
106 by Billy Sims, 11/24/83

Most Rushing TD's
3 by Ernie Caddell, 11/4/34

Passing

Most Attempts
39 by Joe Ferguson, 12/7/86
37 by Erik Kramer, 11/15/92

Most Completions
23 by Joe Ferguson, 12/7/86
20 by Erik Kramer, 11/15/92

Most Yards Gained
364 by Bobby Layne, 9/27/53
304 by Erik Kramer, 11/15/92

Most Passes Had Intercepted
3 by several players; most recent
Joe Ferguson, 12/7/86

Most TD Passes
3 by Mill Plum, 9/16/62

Receiving

Most Passes Received
10 by Mel Farr, 9/21/69
8 by Herman Moore, 9/3/95
8 by Herman Moore, 11/26/98

Most Yards Gained

148 by Herman Moore, 11/26/98
138 by Cloyce Box, 9/27/53
131 by Ron Jessie, 9/16/73
by Herman Moore, 9/3/95
124 by Robert Clark, 10/1/89
115 by Willie Green, 11/15/92
102 by Dave Middleton, 11/13/55

Most Receiving TD's
2 by several players; most recent
Ulysses Norris, 11/24/83

Interceptions

Most Passes Intercepted
2 by Jack Christiansen, 12/9/56
by Bruce McNorton, 11/24/83

Scoring

Most Points
18 by Ernie Caddell, 11/4/34
13 by Jason Hanson, 11/26/98

Most TD's
3 by Ernie Caddell, 11/4/34

Most FG's
4 by Jason Hanson, 11/26/98
2 by Enol Mann, 9/21/69

Punting

Most Punt
9 by Earl Girard, 11/13/55

Punt Returns
Most Returns
6 by Robbie Martin, 11/24/83

Most Yards Returned
140 by Robbie Martin, 11/24/83

Kickoff Returns

Most Returns
6 by Terry Fair, 11/26/98
5 by Johnnie Morton, 9/3/95

Most Yards Returned
128 by Terry Fair, 11/26/98
91 by Herman Hunter, 12/7/86

Longest Plays

Rushing Play
78 yards by Elmer Hackney,
11/8/42

Passing Play
88 yards Dave Ryan-to-John
Greene, 11/10/46

Kickoff Return
59 yards by Pat Studstill, 9/16/62

Punt
64 yards by Yale Lary, 11/8/59

Punt Return
811 yards by Robbie Martin,
11/24/83

Interception Return
95t by Don Doll, 10/8/49

Field Goal

51 yards by Jason Hanson, 11/26/98
45 yards by Jason Hanson, 11/26/98
44 yards by Wayne Walker, 9/16/62

DETROIT'S SERIES AGAINST PITTSBURGH

14 Wins, 11 Losses, 1 Tie

DATE	W-L	SCORE	11-10-46*	W	17-7	11-13-55	W	31-28	11-24-83*	W	45-3
11-4-34*	W	40-7	9-21-47	L	10-17	12-9-56*	W	45-7	12-7-86	L	17-27
11-8-36*	W	28-3	11-21-48*	W	17-14	11-8-59	T	10-10	10-1-89*	L	3-23
10-10-37*	W	7-3	10-8-49	L	7-14	9-16-62*	W	45-7	11-15-92	L	17-14
9-9-38*	W	16-7	9-24-50*	W	10-7	10-18-66	L	3-17	9-3-95	L	20-23
9-22-40*	L	7-10	11-9-92	W	31-6	12-3-67*	L	14-24	11-26-98*	W (OT)	19-16
11-8-42*	L	7-35	9-27-53*	W	38-21	9-21-69	L	13-16			

(*Lions home game)

SERIES NOTES: DETROIT vs. PITTSBURGH

- In the first meeting between the two teams, the Lions beat the Steelers, 40-7, behind a then-NFL-record 426 yards rushing. Ernie Caddell scored three touchdowns in one of the more memorable games of the Lions' first season in Detroit.
- The Lions won the first four meetings of the series and were 12-4-1 through the first 17 contests, although the Steelers have bounced back to claim seven of the last nine meetings.
- Detroit's 45-3 win over the Steelers on November 24, 1983, stands as the Lions' largest winning margin in the history of the team's Thanksgiving Day series (second-largest in team annals).
- The Lions also defeated Pittsburgh (19-16 in overtime) in the second Thanksgiving matchup between the two teams, on November 26, 1998. Jason Hanson made his fourth field goal of the game (42-yarder) 2:52 into the extra period. The game marked the first Thanksgiving overtime contest since 1980, and also was highlighted by a gutsy performance by Pittsburgh native, Charlie Batch, who completed 16-of-23 passes for 236 yards and a touchdown despite leaving the game for a time with a strained neck.
- In the 1952 meeting, Bob Hoernschmeyer ran for 107 yards and the Lions rolled up 321 yards rushing. The Detroit defense held Pittsburgh to -3 yards rushing in a 31-6 win in Pittsburgh.
- Detroit passed for a then-club-record 375 yards (364 by Bobby Layne) in a 38-21 Lions' victory on September 9, 1953.

San Diego Chargers

LIONS' ALL-TIME BESTS vs. CHARGERS

CHARGERS '99 SCHEDULE	OPEN DATE
SEPT. 12	at Cincinnati
SEPT. 19	at Cincinnati
SEPT. 26	INDIANAPOLIS
OCT. 3	KANSAS CITY
OCT. 10	at Detroit
OCT. 17	SEATTLE
OCT. 24	GREEN BAY
OCT. 31	at Kansas City
NOV. 7	DENVER
NOV. 14	at Oakland
NOV. 21	CHICAGO
NOV. 28	at Minnesota
DEC. 5	CLEVELAND
DEC. 12	at Seattle
DEC. 19	at Miami
DEC. 26	OAKLAND
JAN. 2	at Denver

1998 RESULTS (5-11)

BUFFALO	W, 16-14
at Tennessee	W, 13-7
at Kansas City	L, 7-23
NEW YORK GIANTS	L, 16-34
at Indianapolis	L, 12-17
at Oakland	L, 6-7
PHILADELPHIA	W, 13-10
SEATTLE	L, 20-27
at Denver	L, 10-27
BALTIMORE	W, 14-13
KANSAS CITY	W, 39-37
DENVER	L, 16-31
at Washington	L, 20-24
at Seattle	L, 17-38
OAKLAND	L, 10-17
at Arizona	L, 13-16

PUBLIC RELATIONS

Bill Johnston/David Neville
4020 Murphy Canyon Road
San Diego, CA 92123
(619) 874-4500

Rushing
Most Carries
24 by Rick Kane, 11/6/77

Most Yards Gained
119 by Billy Sims, 9/30/84
105 by Rick Kane, 11/6/77

Most Rushing TD's
2 by Mel Farr, 10/22/72
by Rick Kane, 11/6/77
by Billy Sims, 9/30/84
by Barry Sanders, 11/11/96

Passing
Most Attempts
32 by Gary Danielson, 10/22/78

Most Completions
22 by Gary Danielson, 10/22/78

Most Yards Gained
269 by Gary Danielson, 9/30/84

Most Touchdowns
3 by Gary Danielson, 10/22/78

Most Passes Had Intercepted
1 by Greg Landry, 10/22/72
by Gary Danielson, 10/22/78
by Gary Danielson, 9/13/81

Receiving
Most Passes Received
7 by Larry Walton, 10/22/72
by James Jones, 9/30/84
by Brett Perriman, 11/11/96

Most Yards Gained
101 by Larry Walton, 10/22/72

Most Receiving TD's
2 by Jesse Thompson, 10/22/78

Interceptions
Most Passes Intercepted
2 by Jimmy Allen, 10/22/78

Scoring
Most Points
12 by several players, most recent
Barry Sanders, 11/11/96

Most TD's
2 by several players, most recent
Barry Sanders, 11/11/96

Most FG's
3 by Eddie Murray, 9/13/81

Punting
Most Punts
4 by Wilbur Summers, 11/6/77
by Mark Royals, 11/11/96

Punt Returns
Most Returns
5 by Eddie Payton, 11/6/77

Most Yards Returned
58 by Eddie Payton, 11/6/77

Kickoff Returns
Most Returns
5 by Glyn Milburn, 11/11/96

Most Yards Returned
148 by Glyn Milburn, 11/11/96

Longest Plays
Rushing Plays
81 yards by Billy Sims, 9/30/84

Passing Play
44 yards by Gary Danielson-to:
Mark Nichols, 9/30/84

Kickoff Return
50 yards by Larry Walton, 10/22/72

Punt
52 by Mark Royals, 11/11/96

Punt Return
37 yards by Eddie Payton, 11/6/77

Interception Return
24 yards by Bruce Rhodes, 10/22/78

Field Goal
44 yards by Eddie Murray, 9/30/84

DETROIT'S SERIES AGAINST SAN DIEGO

3 Wins, 3 Losses

DATE	W-L	SCORE			
10-22-72*	W	34-20	9-13-81	L	23-28
11-6-77*	W	20-0	9-30-84	L	24-27
10-22-78*	W	31-14	11-10-96	L	21-27

(*Lions home game)

SERIES NOTES: DETROIT vs. SAN DIEGO

- The Lions won each of the first three meetings between the two teams (all home games), and have dropped the three most-recent contests, all of which have been played in San Diego.
- Detroit recorded a 34-20 victory over the Chargers in the first meeting of the series on October 22, 1972. Mel Farr ran for two touchdowns and gained 96 yards on 22 carries, helping the Lions rack up 182 yards on the ground for the game. Greg Landry also rushed for a touchdown and added 151 yards passing with a TD strike going to Larry Walton, who finished with seven catches for 101 yards.
- Detroit fell to the Chargers, 27-24, on September 20, 1984 at Jack Murphy Stadium. Billy Sims ran for two touchdowns and 119 yards, including an 81-yard TD scamper. Detroit QB Gary Danielson matched Hall of Famer Dan Fouts every step of the way, completing 20-of-25 attempts for 269 yards, while Fouts was 22-of-35 for 268 yards. The Chargers forged to a 24-7 halftime lead, but Detroit scored two third quarter touchdowns to narrow the gap to 24-21.
- Detroit head coach Bobby Ross was the Chargers' head coach from 1992-96, including leading the team to an appearance in Super Bowl XXIX vs. San Francisco.
- The six meetings between the Lions and Chargers ties for the fewest games Detroit has played against any team (excluding recent expansion teams Carolina and Jacksonville). The other teams the Lions have played only six times are Buffalo, Miami and New England.

San Francisco 49ers

LIONS' ALL-TIME BESTS vs. 49ERS

49ERS '99 SCHEDULE	
SEP. 12	at Jacksonville
SEP. 19	NEW ORLEANS
SEP. 27	at Arizona (Mon.)
OCT. 3	TENNESSEE
OCT. 10	at St. Louis
OCT. 17	CAROLINA
OCT. 24	at Minnesota
OCT. 31	OPEN DATE
NOV. 7	PITTSBURGH
NOV. 14	at New Orleans
NOV. 21	ST. LOUIS
NOV. 29	GREEN BAY (Mon.)
DEC. 5	at Cincinnati
DEC. 12	ATLANTA
DEC. 18	at Carolina (Sat.)
DEC. 26	WASHINGTON
JAN. 3	at Atlanta (Mon.)

1998 RESULTS (12-4)	
NEW YORK JETS	W, 36-30
at Washington	W, 45-10
ATLANTA	W, 31-20
at Buffalo	L, 21-26
at New Orleans	W, 31-0
INDIANAPOLIS	W, 34-31
at St. Louis	W, 28-10
at Green Bay	L, 22-36
CAROLINA	W, 25-23
at Atlanta	L, 19-31
NEW ORLEANS	W, 31-20
NEW YORK GIANTS	W, 31-7
at Carolina	W, 31-28
DETROIT	W, 35-13
at New England	L, 21-24
ST. LOUIS	W, 38-19

Playoffs	
GREEN BAY	W, 30-27
at Atlanta	L, 18-20

PUBLIC RELATIONS
 Kirk Reynolds/Tom
 Hastings/Chad Steele
 4949 Centennial Boulevard
 Santa Clara, CA 95054
 (408) 562-4949

Rushing
Most Carries
 30 by James Jones, 10/20/85
 28 by Barry Sanders, 12/23/96
 25 by Amos Marsh, 12/5/65

Most Yards Gained
 175 by Barry Sanders, 12/23/96
 117 by Mel Farr, 11/22/70
 116 by James Jones, 10/20/85
 109 by Amos Marsh, 12/5/65

Most Rushing TD's
 2 by several players; most recent
 Billy Sims, 12/31/83*

Passing
Most Attempts
 45 by Bobby Layne, 10/30/55

Most Completions
 28 by Scott Mitchell, 9/25/95

Most Yards Gained
 330 by Earl Morrall, 11/3/63
 281 by Frank Reich, 12/14/98

Most Passes Had Intercepted
 5 by Gary Danielson, 12/31/83*

Most TD Passes
 4 by several players; most recent
 Earl Morrall, 11/3/63

Receiving
Most Passes Received
 11 by Billy Sims, 11/2/80
 10 by Terry Barr, 11/3/63
 9 by Brett Perriman, 9/25/95
 8 by Gail Cogdill, 10/9/60

Most Yards Gained
 161 by Jim Gibbons, 12/13/64
 150 by James Doran, 11/3/57
 147 by Gail Cogdill, 9/23/62
 137 by James Doran, 11/17/57

Most Receiving TD's
 3 by Jim Doran, 11/3/57
 by Terry Barr, 11/3/63

Interceptions
Most Passes Intercepted
 2 by several players; most recent
 Lem Barney, 11/2/75

Scoring
Most Points
 18 by Jim Doran, 11/3/57
 by Terry Barr, 11/3/63

Most TD's
 3 by Jim Doran, 11/3/57
 by Terry Barr, 11/3/63

Most FG's
 4 by Wayne Walker, 9/13/64
 by Errol Mann, 11/2/69
 by Benny Ricardo, 12/17/78
 by Jason Hanson, 9/25/95

Punting
Most Punts
 12 by Wilbur Summers, 10/23/77#

Punt Returns
Most Returns
 6 by Lem Barney, 11/2/69

Most Yards Returned
 184 by Tom Watkins, 10/6/63#

Kickoff Returns
Most Returns
 5 by Jim Steffen, 10/1/61
 by Mel Gray, 10/20/91
 by Mel Gray, 10/9/94
 by Glyn Milburn, 12/23/96

Most Yards Returned
 151 by Mel Gray, 10/9/94

Longest Plays
Rushing Play
 64 yards by Dan Lewis, 9/23/62

Passing Play
 82 by Milt Plum-to-Jim Gibbons,
 12/13/64

Kickoff Return
 71 yards by Bobby Williams, 11/2/69

Punt
 74 yards by Yale Lary, 9/13/64

Punt Return
 90 by Tommy Watkins, 10/6/63

Interception Return
 44 yards by Levi Johnson, 10/14/74

Field Goal
 54 yards by Eddie Murray, 12/31/83*

* Post-season Game

DETROIT'S SERIES AGAINST SAN FRANCISCO

26 Wins, 29 Losses, 1 Tie

DATE	W-L	SCORE	11-2-56	L	21-24	11-24-65*	L	14-41	12-28-92	L	6-24
10-8-50*	W	24-7	11-16-58*	W	35-21	10-29-67	W	45-3	12-19-93*	L	17-55
10-22-50	L	27-28	10-18-59*	L	13-34	10-27-68*	L	7-14	10-9-94*	L	21-27
12-2-51*	L	10-20	11-1-59	L	7-33	11-2-69	W	26-14	9-25-95*	W	27-24
12-16-51	L	17-21	10-9-60*	L	10-14	11-29-70*	W	28-14	12-23-96	L	14-24
9-28-52	L	3-17	11-6-60	W	24-0	12-17-71	L	27-31	12-14-98	L	13-35
10-12-52*	L	0-28	10-1-61*	L	0-49	11-4-73	W	30-20			
10-11-53*	W	24-21	11-5-61	T	20-20	10-14-74*	W	17-13			
10-25-53	W	14-10	11-11-62	W	38-24	11-2-75	W	28-17			
10-24-54	L	31-37	9-23-62*	W	45-24	10-23-77	L	7-28			
11-14-54*	W	48-7	10-6-63*	W	25-3	12-17-78*	W	33-14			
10-16-55*	L	24-27	11-3-63	W	45-7	11-2-80*	W	17-13			
10-30-55	L	21-38	9-13-64	W	26-17	9-6-81*	W	24-17			
10-21-56*	W	20-17	12-13-64*	W	24-7	9-2-84*	L	27-30			
11-4-56	W	17-13	11-14-65*	L	21-27	10-20-85*	W	23-21			
11-3-57	L	31-35	12-5-65	L	14-17	10-2-88	L	13-20			
11-17-57*	W	31-10	10-23-66	L	24-27	10-20-91	L	3-35			

SERIES NOTES: DETROIT vs. SAN FRANCISCO

- The 49ers have won seven of the last eight meetings in the series to gain a 29-26-1 lead all-time in the series.
- Detroit is 16-12 in home games vs. the 49ers, including a 5-3 mark at the Silverdome.
- The Lions' dramatic 31-27 come-from-behind playoff win at San Francisco on December 22, 1957 set the stage for Detroit's most recent NFL Championship. The week after the "Comeback at Kezar" the Lions routed Cleveland, 59-14, for their third league title in six years.
- In Detroit's regular season finale on December 23, 1996 at San Francisco, Barry Sanders cruised for 175 yards in claiming his third career NFL rushing title. Sanders entered the game needing 161 yards to surpass Denver's Terrell Davis.
- Three of the last six meetings between the two teams have been held in San Francisco on December Monday nights (all 49ers wins). The contests in 1992 (December 28) and 1996 (December 23) were regular season finales, while the 1998 outing (December 14) was the 14th game each team played that year.

Seattle Seahawks

LIONS' ALL-TIME BESTS vs. SEAHAWKS

SEAHAWKS '99 SCHEDULE	
SEPT. 12	DETROIT
SEPT. 19	at Chicago
SEPT. 26	at Pittsburgh
OCT. 3	OAKLAND
OCT. 10	OPEN DATE
OCT. 17	at San Diego
OCT. 24	BUFFALO
NOV. 1	at Green Bay (Mon.)
NOV. 7	CINCINNATI
NOV. 14	DENVER
NOV. 21	at Kansas City
NOV. 28	TAMPA BAY
DEC. 5	at Oakland
DEC. 12	SAN DIEGO
DEC. 19	at Denver
DEC. 26	KANSAS CITY
JAN. 2	at New York Jets

1998 RESULTS (8-8)

at Philadelphia	W, 38-0
ARIZONA	W, 33-14
WASHINGTON	W, 24-14
at Pittsburgh	L, 10-13
at Kansas City	L, 6-17
DENVER	L, 16-21
at San Diego	W, 27-20
OAKLAND	L, 18-31
KANSAS CITY	W, 24-12
at Oakland	L, 17-20
at Dallas	L, 22-30
TENNESSEE	W, 20-18
at New York Jets	L, 31-32
SAN DIEGO	W, 38-17
INDIANAPOLIS	W, 27-23
at Denver	L, 21-28

PUBLIC RELATIONS

Dave Pearson/Steve Wright/Vernon Cheek
11220 N.E. 53rd Street
Kirkland, WA 98033
(425) 827-9777

Rushing

Most Carries
22 by Barry Sanders, 10/17/93
20 by Dexter Bussey, 9/24/78

Most Yards Gained
134 by Barry Sanders, 11/17/96
120 by Dexter Bussey, 9/24/78
101 by Barry Sanders, 10/17/93

Most Rushing TD's
1 by several players; most recent
Barry Sanders, 12/30/90

Passing

Most Attempts
27 by Greg Landry, 10/24/76

Most Completions
18 by Greg Landry, 10/24/76
by Don Majkowski, 11/17/96

Most Yards Gained
233 by Greg Landry, 10/24/76

Most Passes Had Intercepted
2 by Gary Danielson, 12/2/84

Most TD Passes
3 by Greg Landry, 10/24/76

Receiving

Most Passes Received
8 by Herman Moore, 10/17/93

Most Yards Gained
98 by Herman Moore, 10/17/93

Most Receiving TD's
2 by Herman Moore, 10/17/93

Interceptions

Most Passes Intercepted
2 by Levi Johnson, 10/24/76
by William White, 12/30/90

Scoring

Most Points
12 by Jason Hanson, 10/17/93
by Herman Moore, 10/17/93

Most TDs
2 by Herman Moore, 10/17/93

Most FG's
3 by Benny Ricardo, 9/24/78
by Jason Hanson, 10/17/93

Punting

Most Punts
7 by Herman Weaver, 10/24/76

Punt Returns

Most Punt Returns
4 by Lem Barney, 10/24/76

Most Yards Returned
42 by Mel Gray, 10/17/93

Kickoff Returns

Most Returns
4 by Jesse Thompson, 9/24/76

Most Yards Returned
120 by Jesse Thompson, 9/24/78

Longest Plays

Rushing Play
30 yards by Andre Ware, 12/30/90

Passing Play
40 yards by Rodney Peete-to-Robert
Clark, 12/30/90

Kickoff Return
95t by Mel Gray, 10/17/93

Punt
60 yards by Jim Arnold, 10/17/93

Punt Return
35 yards by Mel Gray, 10/17/93

Interception Return
70t by Levi Johnson, 10/24/76

Field Goal
45 yards by Eddie Murray, 12/2/84
43 yards by Jason Hanson, 11/17/96

(Bests exclude strike game of
October 18, 1967)

DETROIT'S SERIES AGAINST SEATTLE

3 Wins, 4 Losses

DATE	W-L	SCORE	12-30-90	L	10-30
10-24-76	W	41-14	10-17-93*	W	30-10
9-24-78	L	16-28	11-17-96*	W	17-16
12-2-84	L	17-38			
10-18-87*	L	14-37			

(*Lions home game)

SERIES NOTES: DETROIT vs. SEATTLE

- The Lions opened up a 20-0 lead and rolled to a 41-14 victory over the Seahawks in the first-ever meeting between the two teams on October 24, 1976. Greg Landry threw three touchdown passes for the Lions, and current Detroit quarterbacks coach Jim Zorn was intercepted six times, including two that were returned for touchdowns (Levi Johnson and Lem Barney).
- The Lions' game with the Seahawks on October 17, 1993 (a 30-10 Lions' win) was Detroit's 800th contest (including regular and post-season games) since the Portsmouth Spartans moved to the Motor City in 1934.
- Seattle is one of only two teams (the Titans are the other) that the Lions have never played outdoors. Every game in the series has been played in either the Silverdome or Seattle's Kingdome.
- The Lions are 2-1 in the Silverdome vs. the Seahawks and 1-3 in the Kingdome.
- After winning the inaugural meeting between the two clubs, the Lions dropped four consecutive outings to the Seahawks before winning the last two games.
- In the 1990 regular season finale in 1990 (December 30), Barry Sanders rushed for 23 yards on nine carries to claim the NFL rushing title with 1,304 yards.
- The Seahawks defeated the Lions, 37-14, in the third and final game during the 1987 players' strike. In a game played predominantly by replacement players, Seattle QB Jeff Kemp passed for 344 yards and four touchdowns, while Hall of Famer Steve Largent caught 15 passes for 281 yards (both individual Silverdome records) and three scores.

St. Louis Rams

LIONS' ALL-TIME BESTS vs. RAMS

RAMS '99 SCHEDULE

SEPT. 12	BALTIMORE
SEPT. 19	OPEN DATE
SEPT. 26	ATLANTA
OCT. 3	at Cincinnati
OCT. 10	SAN FRANCISCO
OCT. 17	at Atlanta
OCT. 24	CLEVELAND
OCT. 31	at Tennessee
NOV. 7	at Detroit
NOV. 14	CAROLINA
NOV. 21	at San Francisco
NOV. 28	NEW ORLEANS
DEC. 5	at Carolina
DEC. 12	at New Orleans
DEC. 19	NEW YORK GIANTS
DEC. 26	CHICAGO
JAN. 2	at Philadelphia

1998 RESULTS (4-12)

NEW ORLEANS	L, 17-24
MINNESOTA	L, 31-38
at Buffalo	W, 34-33
ARIZONA	L, 17-20
NEW YORK JETS	W, 30-10
at Miami	L, 0-14
SAN FRANCISCO	L, 10-28
at Atlanta	L, 15-37
at Chicago	W, 20-12
at New Orleans	L, 3-24
CAROLINA	L, 20-24
ATLANTA	L, 10-21
at Philadelphia	L, 14-17
NEW ENGLAND	W, 32-18
at Carolina	L, 13-20
at San Francisco	L, 19-38

PUBLIC RELATIONS
Rick Smith/Duane Lewis
One Rams Way
St. Louis, MO 63045
(314) 982-7267

Rushing
Most Carries
26 by Barry Sanders, 11/17/91
by Barry Sanders, 10/24/93
25 by Billy Sims, 9/19/82
22 by Billy Sims, 9/7/80
21 by Nick Pietrosante, 10/29/61

Most Yards Gained
153 by Billy Sims, 9/7/80
128 by Dan Lewis, 10/30/60
119 by Lew Carpenter, 10/10/54
by Billy Sims, 9/19/82

Most Rushing TDs
3 by Jim Ninowski, 10/30/60
by Billy Sims, 9/7/80

Passing
Most Attempts
50 by Eric Hipple, 10/19/86*

Most Completions
31 by Eric Hipple, 10/19/86

Most Yards Gained
347 by Milt Plum, 11/1/64
316 by Eric Hipple, 10/19/86
312 by Earl Morrall, 11/17/63

Most Passes Had Intercepted
5 by Jim Ninowski, 10/30/60

Most TD Passes
3 by several players; most recent
Erik Kramer, 11/17/91

Receiving
Most Passes Received
9 by James Gibbons, 10/30/60
by Herman Hunter, 10/19/86
7 by Terry Barr, 9/19/64
by Gail Cogdill, 11/1/64

Most Yards Gained
165 by Gail Cogdill, 11/1/64
149 by Ron Jessie, 10/6/74
142 by Pat Studstill, 10/9/66
120 by Herman Moore, 10/24/93
109 by Terry Barr, 9/19/64
107 by Gail Cogdill, 11/17/63
103 by Gail Cogdill, 10/29/61
by Terry Barr, 10/31/65
by Billy Sims, 9/19/82
102 by James Doran, 10/12/58

Most Receiving TDs
2 by several players; most recent
Robert Clark, 11/17/91

Interceptions
Most Passes Intercepted
3 by Yale Lary, 10/28/56
by Joe Schmidt, 10/26/58

Scoring
Most Points
19 by Pat Harder, 12/21/52**
18 by Jim Ninowski, 10/30/60
by Billy Sims, 9/7/80

Most TDs
3 by Jim Ninowski, 10/30/60
by Billy Sims, 9/7/80

Most FGs
4 by Errol Mann, 12/14/69
by Bob Thomas, 9/19/82
3 by Jason Hanson, 10/23/93

Punting
Most Punts
10 by Jerry DePoyster, 11/3/68

Punt Returns
Most Returns
5 by several players; most recent
Pete Mandley, 10/19/86

Most Yards Returned
126 by Jack Christiansen, 10/14/51

Kickoff Returns
Most Returns
4 by several players; most recent
Tom Watkins, 11/23/67

Most Yards Returned
294 by Wally Triplett, 10/28/50*

Longest Plays
Rushing Play
74 yards (TD) by Dan Lewis, 10/30/60

Passing Play
79 yards (TD) by Earl Morrall to
Dave Middleton, 11/15/59

Kickoff Return
104 yards (TD) by Gene Gedman
(12 yards) & Terry Barr (92 yards),
10/26/58

Punt
68 yards by Jim Arnold, 10/24/93

Punt Return
691 by Jack Christiansen, 10/14/51

Interception Return
921 by Jack Christiansen, 11/1/53

Field Goal
53 yards by Eddie Murray, 12/6/87
52 yards by Eddie Murray, 9/7/80

* Lions' Record
** Post-season Game

DETROIT'S SERIES AGAINST ST. LOUIS

35 Wins, 39 Losses, 1 Tie

DATE	W-L	SCORE	10-24-48*	L	27-34	11-15-59*	W	23-17	11-27-75*	L	0-20
9-10-37	W	28-0	9-23-49	L	24-27	10-30-60	L	35-48	12-11-76*	L	17-20
11-7-37*	W	27-7	10-16-49*	L	10-21	11-13-60*	W	12-10	9-7-80	W	41-20
10-2-38	L	17-21	10-15-50*	L	28-30	10-15-61*	W	14-13	11-1-81	L	10-21
11-8-38*	W	6-0	10-28-50	L	24-65	10-29-61	W	28-10	9-19-82	W	19-14
10-15-39*	W	15-7	10-14-51*	L	21-27	10-14-62*	W	13-10	10-2-83	L	13-20
11-19-39	L	3-14	12-9-51	W	24-22	11-4-62	W	12-3	10-19-86	L	10-14
9-29-40*	W	6-0	10-3-52	W	17-14	9-14-63	W	23-2	12-6-87*	L	16-37
11-3-40	L	0-24	10-19-52*	W	24-16	11-17-63*	L	21-28	9-11-88	L	10-17
10-14-41*	W	17-7	10-18-53*	L	19-31	9-18-64	T	17-17	11-17-91*	W	21-10
11-2-41	W	14-0	11-1-53	L	24-37	11-1-64*	W	37-17	10-24-93	W(OCT)	16-13
9-27-42*	L	0-14	10-10-54*	W	21-3	9-19-65*	W	20-0			
11-15-42	L	7-27	10-31-54*	W	27-24	10-31-65	W	21-7			
10-15-44*	L	17-20	10-9-55*	L	10-17	10-9-66*	L	7-14			
11-26-44	W	26-14	10-23-55	L	13-24	12-4-66	L	3-23			
11-22-45*	L	21-28	10-14-56*	W	24-21	11-23-67*	L	7-31			
10-20-46	L	14-35	10-28-56	W	16-7	11-3-68	L	7-10			
11-3-46*	L	20-41	10-13-57*	W	10-7	12-14-69*	W	28-0			
10-12-47*	L	13-27	10-27-57	L	17-35	12-14-70	W	28-23			
11-23-47	L	17-28	10-12-58*	L	28-42	11-14-71*	L	13-21			
9-22-48	L	7-44	10-26-58	W	41-24	12-17-72	W	34-17			
			10-25-59	W	17-7	10-6-74	L	13-16			

POST-SEASON (1-0)
DATE W-L SCORE
12-21-52* W 31-21

(*Lions home game)

BUCCANEERS '99 SCHEDULE	
SEPT. 12	NEW YORK GIANTS
SEPT. 19	at Philadelphia
SEPT. 26	DENVER
OCT. 3	at Minnesota
OCT. 10	at Green Bay
OCT. 17	OPEN DATE
OCT. 24	CHICAGO
OCT. 31	at Detroit
NOV. 7	at New Orleans
NOV. 14	KANSAS CITY
NOV. 21	ATLANTA
NOV. 28	at Seattle
DEC. 6	MINNESOTA (Mon.)
DEC. 12	DETROIT
DEC. 19	at Oakland
DEC. 26	GREEN BAY
JAN. 2	at Chicago

1998 RESULTS (8-8)

at Minnesota	L, 7-31
at Green Bay	L, 15-23
CHICAGO	W, 27-15
at Detroit	L, 6-27
NEW YORK GIANTS	W, 20-3
CAROLINA	W, 16-13
at New Orleans	L, 9-9
MINNESOTA	W, 27-24
TENNESSEE	L, 22-31
at Jacksonville	L, 24-29
DETROIT	L, 25-28
at Chicago	W, 31-17
GREEN BAY	W, 24-22
PITTSBURGH	W, 16-3
at Washington	L, 16-20
at Cincinnati	W, 35-0

PUBLIC RELATIONS

Peggie Roberts/Scott Smith
One Buccaneer Place
Tampa, FL 33607
(813) 870-2700

Tampa Bay Buccaneers

LIONS' ALL-TIME BESTS vs. BUCCANEERS

Rushing

Most Carries
29 by Barry Sanders, 11/7/93
27 by Barry Sanders, 9/29/91
by Barry Sanders, 9/28/98
26 by Barry Sanders, 11/13/94
24 by Barry Sanders, 10/12/97
23 by Barry Sanders, 11/10/91

Most Yards Gained
237 by Barry Sanders, 11/13/94*
215 by Barry Sanders, 10/12/97
187 by Barry Sanders, 11/7/93
166 by Barry Sanders, 10/2/94
160 by Barry Sanders, 9/29/91

Most Rushing TD's
3 by Barry Sanders, 9/29/91

Passing

Most Attempts
50 by Scott Mitchell, 9/7/97
46 by Eric Hipple, 9/21/86
44 by Gary Danielson, 12/14/80

Most Completions
31 by Eric Hipple, 9/21/86
29 by Gary Danielson, 12/14/80
26 by Scott Mitchell, 12/23/95

Most Yards Gained
360 by Gary Danielson, 12/14/80
352 by Scott Mitchell, 12/23/95
323 by Rodney Peete, 9/27/92
318 by Eric Hipple, 9/21/86

Most Passes Had Intercepted
3 by Todd Hons, 10/4/87*
3 by Rusty Hilger, 12/18/88

Most TD Passes
3 by Rodney Peete, 10/25/92

Receiving

Most Passes Received
10 by Jason Phillips, 12/17/89
by Brett Perriman, 11/12/95
by Herman Moore, 12/23/95
9 by Brett Perriman, 9/27/92
by Herman Moore, 11/12/95
by Herman Moore, 9/29/96

Most Yards Gained
148 by Fred Scott, 11/11/79
135 by Brett Perriman, 12/23/95
127 by Brett Perriman, 11/10/91
125 by Brett Perriman, 11/12/95
120 by Herman Moore, 10/12/97

Most Receiving TD's
2 by several players, most recent
Robert Clark, 9/9/90

Interceptions

Most Passes Intercepted
2 by several players, most recent
Willie Clay, 11/12/95

Scoring

Most Points
18 by Barry Sanders, 9/29/91
by Barry Sanders, 10/12/97

Most TD's
3 by Barry Sanders, 9/29/91
by Barry Sanders, 10/12/97

Most FG's
4 by Eddie Murray, 12/17/89
3 by Jason Hanson, 9/27/92
by Jason Hanson, 11/7/93
by Jason Hanson, 12/23/95

Punting

Most Punts
10 by Mark Royals, 9/8/96

Punt Returns

Most Returns
8 by Ray Williams, 12/14/80

Most Yards Returned
66 by Mel Gray, 12/17/89

Kickoff Returns

Most Returns
5 by John Arnold, 11/11/79
by Herman Hunter, 9/21/86

Most Yards Returned
136 by Terry Fair, 9/28/98
123 by Mel Gray, 9/27/92

Longest Plays

Rushing Play
85 yards by Barry Sanders, 10/2/94
82 by Barry Sanders, 10/12/97
80 by Barry Sanders, 10/12/97

Passing Play

911 by Scott Mitchell-to-Brett Perriman, 12/23/95
79 yards by Scott Mitchell-to-Herman Moore, 10/12/97

Kickoff Return

1051 by Terry Fair, 9/28/98*
911 by Ray Williams, 12/14/80

Punt

60 yards by Jim Arnold, 9/27/92

Punt Return

53 yards by Ray Williams, 11/23/60

Field Goal

51 yards by Eddie Murray, 9/21/86
48 yards by Jason Hanson, 10/12/97

* 1967 strike game
team record

DETROIT'S SERIES AGAINST TAMPA BAY

24 Wins, 18 Losses

DATE	W-L	SCORE	12-18-83*	W	23-20	12-17-89*	W	33-7	12-23-95	W	37-10
11-20-77*	W	16-7	9-16-84	L	17-21	9-9-90*	L	21-38	9-8-96*	W	21-6
9-9-78	W	15-7	10-14-84*	W(OT)	13-7	9-23-90	L	20-23	9-29-96	W	27-0
11-12-78*	W	34-23	9-29-85*	W	30-9	9-29-91*	W	31-3	9-7-97*	L	17-24
9-1-79	L	16-31	11-24-85	L(OT)	16-19	11-10-91	L	21-30	10-12-97	W	27-9
11-11-79*	L	14-16	9-21-86*	L	20-24	9-27-92*	L	23-27	9-28-98*	W	27-6
11-23-80	W	24-10	11-23-86	W	38-17	10-25-92	W	38-7	11-22-98	W	28-25
12-14-80*	W	27-14	10-4-87*	L	27-31	10-3-93	L	10-27			
10-4-81	L	10-28	12-13-87	W	20-10	11-7-93*	W	23-0	POST-SEASON (0-1)		
12-20-81*	L	17-20	11-13-88*	L	20-23	10-2-94	L	14-24			
12-26-82	L	21-23	12-18-88	L	10-21	11-13-94*	W	14-9	DATE	W-L	SCORE
9-4-83	W	11-0	10-15-89	W	17-16	11-12-95*	W	27-24	12-28-97	L	10-20

(*Lions home game)

SERIES NOTES: DETROIT vs. TAMPA BAY

- In Detroit's 14-9 win at the Silverdome on November 13, 1994, Barry Sanders rushed for a franchise-record 237 yards (then-sixth-highest single-game total in NFL history). Sanders gained an NFL record 200 yards in the second half.
- Sanders made more history in Detroit's 27-9 win over the Buccaneers at Houlihan's Stadium on October 12, 1997. Sanders became the first player in NFL history to record two runs of 80 yards-or-more in the same game. He broke off an 80-yard scoring play late in the first quarter, and added an 82-yard touchdown romp in the third quarter and finished the day with 215 yards rushing on 24 carries.
- The series went 23 games during 1983-94 without either team winning more than two games in a row. The streak ended when Detroit claimed five wins in a row, starting on November 13, 1994 and continuing with season sweeps over the Bucs in 1995-96.
- The Lions are 13-9 in the series in the Silverdome, and 11-10 in Tampa (regular season)
- The two clubs met for the only time in the playoffs on December 28, 1997, with the Buccaneers coming away with a 20-10 win.

Tennessee Titans

LIONS' ALL-TIME BESTS vs. TITANS

TITANS '99 SCHEDULE	
SEPT. 12	CINCINNATI
SEPT. 19	CLEVELAND
SEPT. 26	at Jacksonville
OCT. 3	at San Francisco
OCT. 10	BALTIMORE
OCT. 17	at New Orleans
OCT. 24	OPEN DATE
OCT. 31	ST. LOUIS
NOV. 7	at Miami
NOV. 14	at Cincinnati
NOV. 21	PITTSBURGH
NOV. 28	at Cleveland
DEC. 5	at Baltimore
DEC. 9	OAKLAND (Thu.)
DEC. 19	ATLANTA
DEC. 26	JACKSONVILLE
JAN. 2	at Pittsburgh

1998 RESULTS (8-8)

at Cincinnati	W, 23-14
SAN DIEGO	L, 7-13
at New England	L, 16-27
JACKSONVILLE	L, 22-27
at Baltimore	W, 12-8
CINCINNATI	W, 44-14
CHICAGO	L, 20-23
at Pittsburgh	W, 41-31
at Tampa Bay	W, 31-22
PITTSBURGH	W, 23-14
NEW YORK JETS	L, 3-24
at Seattle	L, 18-20
BALTIMORE	W, 16-14
at Jacksonville	W, 16-13
at Green Bay	L, 22-30
MINNESOTA	L, 16-26

PUBLIC RELATIONS

Tony Wylie/Gary Glenn/Robbie Bohren/Carter Toole
Baptist Sports Park
7640 Highway 70 South
Nashville, TN 37221
(615) 673-1500

Rushing
Most Carries
22 by several players; most recent
Barry Sanders, 11/26/92

Most Yards Gained
105 by Billy Sims, 11/13/83

Most Rushing TD's
2 by Steve Owens, 10/17/71
by James Jones, 10/5/85
by Barry Sanders, 11/5/89

Passing
Most Attempts
36 by Scott Mitchell, 12/10/95

Most Completions
20 by Bill Munson, 10/26/75

Most Yards Gained
253 by Scott Mitchell, 12/10/95

Most Passes Had Intercepted
3 by Eric Hipple, 11/13/83

Most TD Passes
2 by Erik Kramer, 11/26/92
by Scott Mitchell, 12/10/95

Receiving
Most Passes Received
9 by Billy Sims, 11/13/83

Most Yards Gained
141 by Robert Clark, 11/5/89

Most Receiving TD's
2 by Herman Moore, 12/10/95

Interceptions
Most Passes Intercepted
2 by Mike Johnson, 12/10/95

Scoring
Most Points
12 by several players; most recent
Herman Moore, 12/10/95

Most TD's
2 by several players; most recent
Herman Moore, 12/10/95

Most FG's
2 by Enol Mann, 10/26/75

Punting
Most Punts
6 by Mike Black, 10/5/86

Punt Returns
Most Returns
2 by Lem Barney, 10/17/71
by Pete Mandley, 10/5/86

Most Yards Returned
36 by Pete Mandley, 10/5/86

Kickoff Returns
Most Returns
6 by Walter Stanley, 11/5/89

Most Yards Returned
112 by Ken Jenkins, 11/13/83

Longest Plays
Rushing Play
30 yards by Greg Landry, 10/17/71

Passing Play
771 by Erik Kramer-to-Herman Moore, 11/26/92

Kickoff Return
32 by Allen Williams, 12/10/95

Punt
63 yards by Herman Weaver, 10/17/71

Punt Return
28 yards by Willie Clay, 12/10/95

Interception Return
281 by Lem Barney, 10/17/71

Field Goal
48 yards by Eddie Murray, 10/5/86

DETROIT'S SERIES AGAINST TENNESSEE

3 Wins, 4 Losses

DATE	W-L	SCORE			
10-17-71	W	31-7	11-5-89	L	35-31
10-26-75	L	8-24	11-26-92*	L	21-24
11-13-83	L	17-27	12-10-95	W	24-17
10-5-86*	W	24-13			

(*Lions home game)

SERIES NOTES: DETROIT vs. TENNESSEE

- The Oilers are one of only two teams that the Lions have never played outdoors (Seattle). All seven games have been played indoors, (five in the Houston Astrodome and two in the Silverdome).
- The Lions and Titans have hooked up seven times in the regular season with Tennessee holding a 4-3 lead. The Lions were 2-3 in Houston and 1-1 in the Pontiac Silverdome.
- The teams first met on October 17, 1971 in Houston, with the Lions coming away with a 31-7 win.
- The Titans have won four of the last six contests, but the Lions won the most recent game, a 24-17 victory at the Astrodome on December 10, 1995.
- In that contest (December 10, 1995), QB Scott Mitchell set the Lions' all-time record for most touchdown passes in a season. Bobby Layne had previously owned the record (26 in 1951).
- The Titans put a damper on Detroit's 1992 (November 26) Thanksgiving Day festivities with a come-from-behind 24-21 win over the Lions in the Silverdome. Lorenzo White's eight-yard touchdown scamper with 1:17 remaining sealed the Titans' victory and ended Detroit's three-game Thanksgiving Day win streak.

REDSKINS '99 SCHEDULE

SEPT. 12	DALLAS
SEPT. 19	at New York Giants
SEPT. 26	at New York Jets
OCT. 3	CAROLINA
OCT. 10	OPEN DATE
OCT. 17	at Arizona
OCT. 24	at Dallas
OCT. 31	CHICAGO
NOV. 7	BUFFALO
NOV. 14	at Philadelphia
NOV. 21	NEW YORK GIANTS
NOV. 28	PHILADELPHIA
DEC. 5	at Detroit
DEC. 12	ARIZONA
DEC. 19	at Indianapolis
DEC. 26	at San Francisco
JAN. 2	MIAMI

1998 RESULTS (6-10)

at New York Giants	L, 24-31
SAN FRANCISCO	L, 10-45
at Seattle	L, 14-24
DENVER	L, 16-38
DALLAS	L, 10-31
at Philadelphia	L, 12-17
at Minnesota	L, 7-41
NEW YORK GIANTS	W, 21-14
at Arizona	L, 27-29
PHILADELPHIA	W, 28-3
ARIZONA	L, 42-45
at Oakland	W, 29-19
SAN DIEGO	W, 24-20
at Carolina	W, 28-25
TAMPA BAY	W, 20-16
at Dallas	L, 7-23

PUBLIC RELATIONS

Mike McCall/Chris Helein/Scott McKeen
21300 Redskin Park Drive
Ashburn, VA 22011
(703) 478-8900

Washington Redskins

LIONS' ALL-TIME BESTS vs. REDSKINS

Rushing

Most Carries
22 by Joe Don Looney, 10/3/65
21 by Billy Sims, 11/8/81

Most Yards Gained

159 by Billy Sims, 11/8/81
105 by Barry Sanders, 11/9/97
104 by Barry Sanders, 11/4/90

Most Rushing TD's

2 by Billy Sims, 11/8/81

Passing

Most Attempts
50 by Scott Mitchell, 10/22/95#

Most Completions

30 by Scott Mitchell, 10/22/95

Most Yards Gained

327 by Scott Mitchell, 10/22/95
310 by Bobby Layne, 9/30/51

Most Passes Had Intercepted

4 by Bobby Layne, 11/11/56
by Milt Plum, 10/3/65
by Chuck Long, 11/15/87

Most TD Passes

3 by Scott Mitchell, 10/22/95

Receiving

Most Passes Received
10 by Bill Swiacki, 9/30/51
by Charlie Sanders, 12/15/68
by Herman Moore, 10/22/95

Most Yards Gained

156 by Fred Scott, 11/8/81
150 by Leonard Thompson, 11/1/83*
133 by Charlie Sanders, 12/15/68
121 by Bill Swiacki, 9/30/51
115 by Brett Parman, 10/22/95

Most Receiving TD's

1 by several players, most recent
Herman Moore and Brett Parman,
10/22/95

Interceptions

Most Passes Intercepted
1 by several players, most recent
Bennie Blades, William White,
Melvin Jenkins, 9/20/92

Scoring

Most Points
13 by Benny Ricardo, 10/8/78

Most TD's

2 by Billy Sims, 11/8/81

Most FG's

4 by Benny Ricardo, 10/8/78
3 by Jason Hanson, 10/22/95

Punting

Most Punts
10 by Herman Weaver, 10/17/76

Punt Returns

Most Returns
6 by Alvin Hall, 11/11/84

Most Yards Returned

69 by Glyn Milburn, 11/9/97

Kickoff Returns

Most Returns
6 by Alvin Hall, 11/8/81
5 by Alvin Hall, 1/8/83*

Most Yards Returned

134 by Mel Gray, 1/12/92*

Longest Plays

Rushing Play
52 yards by Horace King, 10/8/78
51 by Barry Sanders, 11/9/97

Kickoff Return

55 yards by Mel Gray, 1/12/92*
51 by Ron Rivers, 10/22/95

Punt

69 yards by Pat Studstill, 10/3/65

Punt Return

43 yards by Ken Jenkins, 10/23/83

Passing Play

70 yards by Bobby Layne-to-James
Doran, 11/11/56

Field Goal

52 yards by Jason Harrison, 9/20/92

* Post-season Game

Lions' record

DETROIT'S SERIES AGAINST WASHINGTON

8 Wins, 24 Losses

DATE	W-L	SCORE	10-6-66	L	16-17	9-9-79*	L	24-27	POST-SEASON (0-2)		
			11-16-47*	W	38-21	11-8-81	L	31-33	DATE	W-L	SCORE
10-15-33	W	13-0	11-14-48	L	21-46	10-23-83	L	17-38	1-8-83	L	7-31
10-17-34*	W	24-0	9-30-51*	W	35-17	11-11-84	L	14-28	1-12-92#	L	10-41
10-13-35	W	17-7	11-11-56	L	17-18	10-13-85	L	3-24	(*Lions home game)		
10-30-35*	W	14-0	10-3-65*	W	14-10	11-15-87	L	13-20	(# NFC Championship Game)		
10-16-38*	L	5-7	12-15-68	L	3-14	11-4-90*	L(OT)	38-41			
11-26-39	L	7-31	10-11-70	L	10-31	9-1-91	L	0-45			
10-27-40*	L	14-20	11-22-73*	L	0-20	9-20-92	L	10-13			
11-29-42*	L	3-15	10-17-76	L	7-20	10-22-95	L(OT)	30-36			
11-14-43	L	20-42	10-8-78*	L	19-21	11-9-97	L	7-30			


SERIES NOTES: DETROIT vs. WASHINGTON

- The Lions have never won a game in the Washington D.C. area, owning an 0-17 record vs. the Redskins either at RFK Stadium (0-16) or the new Jack Kent Cooke Stadium, where the Lions lost to Washington, 30-7, on 1997.
- Overall, Washington has won 16 straight regular season games against the Lions, dating back to a 14-10 Detroit win at Tiger Stadium on October 3, 1965.
- The last time the Lions defeated the Redskins away from Michigan was October 13, 1935.
- The two teams have met twice in the playoffs, with the most recent game coming in the 1991 NFC Championship Game at RFK Stadium. The Redskins claimed a 41-10 win en route to winning Super Bowl XXVI two weeks later. The first post-season game between the two clubs was also played in RFK Stadium, on January 8, 1983, with the Redskins coming away with a 31-7 win. Washington also went on to win the Super Bowl that year.
- Including post-season games, 10 of the last 11 contests between the two teams have been played away from Detroit -- either at RFK Stadium or Jack Kent Cooke Stadium. The Redskins are, however, slated to visit the Silverdome on December 5, 1999.
- The Lions held a 3-0-0 mark against the Redskins when they played in Boston, including two victories in 1935 en route to the NFL Championship.

Detroit Lions Report Magazine

The Official Magazine of the Detroit Lions!

Each issue of 48 pages or more is packed with colorful features, insightful columns, action photos and behind-the-scenes information about your favorite team. Issued 8 times a year, the Lions Report is delivered to you monthly during the season. Stay up to date with in-depth features and these departments:



- Coaches Corner
- Hangin' With Herman
- Lions Record Book
- Letters to the Editor
- Quick Snap
- Inside the Pride
- Rick the Ref
- The Big Picture (community relations)
- Trivia
- The Training Table
- Players Page
- Lions Throwbacks



Yes! Enter my subscription to Lions Report. One Year, 8 Issues... Only \$29.99

Mail to: Lions Report, P.O. Box 500, Missouri City, TX 77459 Or Call: 1-800-310-7047

Payment Enclosed Bill Me

Visa

Mastercard

Discover

American Express

Credit Card #

Exp.

Name

Address

City/State/Zip

Phone

E-mail address



Year-By-Year Results

Lions' Preseason Results

1949 (3-2-0)

vs. N.Y. Bulldogs at Hershey	W	21-10
vs. Pittsburgh at Roanoke	W	41-21
vs. Philadelphia at New Orleans	L	14-45
vs. Washington at Denver	L	7-31
vs. N.Y. Giants at Minneapolis	W	21-6

1950 (2-3-0)

at Pittsburgh	L	14-17
vs. Cleveland at Akron	L	14-35
vs. Washington at Dallas	L	24-28
vs. Philadelphia at Little Rock	W	49-24
vs. Chicago Cards at Birmingham	W	24-16

1951 (4-1-1)

vs. N.Y. Giants at Dallas	W	31-21
vs. Philadelphia at Shreveport	T	17-17
vs. Washington at Amarillo	L	7-10
CLEVELAND	W	21-20
vs. Chicago Cards at San Antonio	W	21-7
vs. NY Yanks at Houston	W	28-14

1952 (6-0-0)

vs. Chicago Cards at Amarillo	W	28-13
vs. Philadelphia at Little Rock	W	7-3
N.Y. GIANTS	W	33-17
vs. Cleveland at Syracuse	W	28-21
at Dallas	W	21-14
vs. Washington at Norman	W	45-7

1953 (4-1-1)

vs. All-Stars at Chicago	W	24-10
vs. Pittsburgh at Syracuse	W	16-13
vs. NY Giants at Dallas	W	38-7
CLEVELAND	T	24-24
vs. Washington at Buffalo	W	31-7
at Philadelphia	L	17-28

1954 (6-0-0)

vs. All-Stars at Chicago	W	31-6
at Philadelphia	W	17-14
WASHINGTON	W	37-7
vs. NY Giants at Norman	W	28-13
vs. Cleveland at Dallas	W	56-31
vs. Pittsburgh at Buffalo	W	42-14

1955 (4-2-0)

vs. Philadelphia at Dallas	L	8-14
vs. Washington at Mobile	W	17-14
vs. Chicago Cards at St. Louis	L	16-17
vs. Pittsburgh at Miami	W	24-0
at Cleveland	W	19-3
N.Y. GIANTS	W	27-17

1956 (4-2-0)

vs. Pittsburgh at Toledo	W	20-15
vs. Chicago Cards at Mobile	L	17-20
vs. Philadelphia at Miami	W	31-14
CLEVELAND	W	17-0
vs. Cleveland at Akron	W	31-14
vs. Washington at Buffalo	L	17-19

1957 (3-3-0)

CLEVELAND	W	20-10
vs. Philadelphia at Toledo	W	34-27
vs. Washington at Birmingham	W	31-14
vs. Pittsburgh at Buffalo	L	14-20
at Cleveland	L	7-23
N.Y. GIANTS	L	0-17

1958 (3-3-0)

vs. All-Stars at Chicago	L	19-35
CLEVELAND	W	17-7
N.Y. GIANTS	W	24-17
vs. Chicago Bears at Dallas	W	24-17
vs. Philadelphia at Norman	L	24-31
at Cleveland	L	7-41

1959 (4-2-1)

vs. Los Angeles at Boulder	T	20-20
vs. Chicago Cards at Norman	L	19-21
vs. Cleveland at Akron	W	9-3
N.Y. GIANTS	L	0-38
vs. Philadelphia at Toledo	W	35-24
CLEVELAND	W	31-28
WASHINGTON	W	31-14

1960 (2-3-1)

CLEVELAND	L	14-28
vs. St. Louis at Toledo	W	24-21
PITTSBURGH	W	13-7
vs. Philadelphia at Norman	L	10-40
vs. NY Giants at New Haven	T	16-16
at Cleveland	L	10-14

1961 (4-1-0)

CLEVELAND	W	35-7
at Pittsburgh	W	17-14
PHILADELPHIA	L	14-23
ST. LOUIS	W	20-7
at Cleveland	W	35-17

1962 (4-1-0)

CLEVELAND	L	14-17
vs. Dallas at Cleveland	W	35-24
PITTSBURGH	W	26-20
vs. St. Louis at Omaha	W	19-14
at St. Louis	W	14-0

1963 (2-3-0)

CLEVELAND	W	24-10
vs. New York at Cleveland	L	21-24
vs. St. Louis at Omaha	W	22-17
PITTSBURGH	L	7-22
vs. Dallas at New Orleans	L	17-27

1964 (3-1-1)

vs. Washington at Charlotte	W	28-27
BALTIMORE	T	28-28
at Philadelphia	W	17-13
CLEVELAND	L	14-35
vs. New York at Cleveland	W	24-10

1965 (1-4-0)

at Philadelphia	L	17-20
BALTIMORE	L	3-23
CLEVELAND	L	14-28
vs. New York at Cleveland	W	25-21
vs. Washington at Canton	L	3-20

1966 (0-4-1)

vs. Minnesota at New Orleans	T	6-6
ST. LOUIS	L	14-28
vs. New York at New Haven	L	7-17
vs. Dallas at Tulsa	L	10-20
BALTIMORE	L	0-20

1967 (3-2-0)

at Denver	L	7-13
BUFFALO	W	19-17
at San Diego	W	38-17
BALTIMORE	L	5-14
at St. Louis	W	21-7

1968 (2-3-0)

at Buffalo	L	9-13
at Philadelphia	W	20-3
BALTIMORE	W	14-7
at Washington	L	10-16
vs. New York Jets at Cleveland	L	6-9

1969 (5-1-0)

at Kansas City	L	13-38
BUFFALO	W	24-12
vs. Boston at Montreal	W	22-9
vs. Washington at Tampa	W	21-20
vs. Philadelphia at Raleigh	W	23-21
NEW ORLEANS	W	42-7

1970 (4-2-0)

KANSAS CITY	L	17-30
at Buffalo	W	22-6
at New Orleans	W	31-17
PHILADELPHIA	W	31-7
vs. Baltimore at Raleigh	L	14-20
at Cincinnati	W	31-14

1971 (3-3-0)

vs. New York Jets at Tampa	W	28-24
CINCINNATI	L	24-31
vs. Baltimore at Ann Arbor	W	23-20
at Miami	L	24-28
BUFFALO	L	17-31
at Philadelphia	W	49-10

1972 (4-2-0)

MIAMI	W	31-23
at Cincinnati	L	28-30
vs. Cleveland at Ann Arbor	W	34-7
WASHINGTON	W	23-10
vs. Baltimore at Tampa	W	24-17
at New England	L	30-34

1973 (4-2-0)

at Washington	W	17-14
at Kansas City	W	17-16
vs. Baltimore at Memphis	L	28-32
CINCINNATI	L	10-17
at Cleveland	W	16-13
NEW ENGLAND	W	34-21

1974 (2-4-0)

at Kansas City	L	12-20
at Baltimore	W	6-3
OAKLAND	L	10-41
at Cincinnati	L	14-27
at Buffalo	L	7-28
CLEVELAND	W	21-7

1975 (2-4-0)

vs. Oakland at Berkeley	L	0-34
at Miami	L	14-20
KANSAS CITY	W	27-24
at Washington	L	13-34
CINCINNATI	L	14-22
at Cleveland	W	27-24

1976 (3-4-0)

vs. Denver at Canton	L	7-10
BUFFALO	W	20-17
MAIMI	L	21-30
at Cincinnati	L	14-26
vs. Dallas at Memphis	L	16-36
at Kansas City	W	23-21
BALTIMORE	W	24-9

1977 (3-3-0)

KANSAS CITY	W	17-0
at Buffalo	L	10-17
CINCINNATI	L	13-17
at Seattle	W	16-14
at Baltimore	L	10-21
CLEVELAND	W	24-20

1978 (2-2-0)

BUFFALO	W	28-20
at Cincinnati	W	14-10
at Cleveland	L	10-14
BALTIMORE	L	7-13

1979 (2-2-0)	
CINCINNATI	L 28-40
at Buffalo	W 34-13
CLEVELAND	W 21-10
at Baltimore	L 7-17

1980 (3-1-0)	
at Miami	L 7-17
BUFFALO	W 24-17
NEW ORLEANS	W 40-17
at Cincinnati	W 15-10

1981 (1-3-0)	
at Buffalo	W 21-14
CINCINNATI	L 20-30
MIAMI	L 27-31
at New Orleans	L 17-20 (OT)

1982 (2-2-0)	
CLEVELAND	L 16-17
OAKLAND	W 30-16
at Cincinnati	W 27-23
at Buffalo	L 10-13

1983 (2-2-0)	
at Philadelphia	L 17-21
at Kansas City	W 17-13
BUFFALO	L 16-17
CINCINNATI	W 34-7

1984 (2-2-0)	
PHILADELPHIA	W 17-14
SEATTLE	L 24-28
at Buffalo	W 17-12
at Cincinnati	L 14-35

1985 (1-2-1)	
BUFFALO	T 10-10
at Seattle	L 3-28
CINCINNATI	W 31-17
at Philadelphia	L 16-20

1986 (2-2-0)	
PHILADELPHIA	L 9-17
SEATTLE	W 30-27
at Indianapolis	L 13-20
at Cincinnati	W 30-20

1987 (2-2-0)	
INDIANAPOLIS	L 19-22
CINCINNATI	W 23-9
at Seattle	L 10-38
at Philadelphia	W 36-3

1988 (0-4)	
at Cleveland	L 10-13
SEATTLE	L 13-16 (OT)
at Cincinnati	L 7-24
PHILADELPHIA	L 9-27

1989 (0-4)	
CLEVELAND	L 24-25
CINCINNATI	L 3-35
at Seattle	L 7-13
at L.A. Rams	L 14-24

1990 (4-0)	
at Houston	W 34-10
BUFFALO	W 24-13
KANSAS CITY	W 35-21
at Cincinnati	W 26-24

1991 (2-3)	
vs Denver at Canton, Ohio	W 14-3
CINCINNATI	W 24-20
at Buffalo	L 16-21
at Kansas City	L 14-38
PITTSBURGH	L 3-16

1992 (1-3)	
HOUSTON	L 7-17
at Buffalo	L 24-30
NEW ENGLAND	W 42-9
at Cincinnati	L 17-34

1993 (4-0-1)	
BUFFALO	W 14-7
vs Dallas at London, England	T 10-10
at Houston	W 24-20
CINCINNATI	W 30-7
at New Orleans	W 17-16

1994 (2-2)	
N.Y. JETS	W 26-13
at Cleveland	L 7-16
ARIZONA	W 24-16
at Cincinnati	L 14-38

1995 (3-1)	
at New England	W 30-17
JACKSONVILLE	W 19-3
CINCINNATI	W 20-13
at New Orleans	L 10-24

1996 (3-1)	
NEW ORLEANS	L 22-23
WASHINGTON	W 34-25
at Houston	W 34-23
at Cincinnati	W 24-17

1997 (1-3)	
ATLANTA	W 20-17
CINCINNATI	L 23-27
at Pittsburgh	L 20-28
at Indianapolis	L 3-16

1998 (1-3)	
ARIZONA	W 13-10
ATLANTA	L 3-7
at Cincinnati	L 19-33
at Indianapolis	L 17-20

Year-By-Year Results

OT Overtime *HOME GAME (M) Milwaukee # Silverdome sellout



Detroit's first team - The 1934 Lions

1934

TEAM STATISTICS

	Detroit	(Avg.)	Opp.	(Avg.)
TOTAL YARDS	3510	270.0	1960	150.8
RUSHING YARDS	2763	212.5		
PASSING YARDS	747	57.5		
POINTS SCORED	238	18.3	59	4.5

LION LEADERS

RUSHING Dutch Clark - 122 att. - 763 yards
PASSING Dutch Clark - 49 att. - 23 comp. - 383 yards
RECEIVING Harry Ebding - 9 rec. - 257 yards
SCORING Dutch Clark - 73 points (8 TD's, 4 FG's, 13 PAT's)

HONOR ROLL

ALL-LEAGUE George Christensen (T), Earl "Dutch" Clark (QB)

1934 RESULTS (10-3-0) 2ND

George "Potsy" Clark, Coach

Date	Opponent	Crowd	W-L-T	Score
9-23	New York	12,000*	W	9-0
9-30	Cardinals	18,000	W	6-0
10-7	Green Bay	7,500	W	3-0
10-14	Philadelphia	9,860	W	10-0
10-17	Boston	12,000*	W	24-0
10-22	Brooklyn	11,000*	W	28-0
10-28	Cin.-St. Louis	4,800	W	38-0
11-4	Pittsburgh	6,000*	W	40-7
11-11	Cardinals	11,000*	W	17-13
11-18	Cin.-St. Louis	15,000*	W	40-7
11-25	Green Bay	12,000*	L	0-3
11-29	Chicago	26,000*	L	16-19
12-2	Chicago	34,412	L	7-10

1934 NFL STANDINGS

Western Division

	W	L	T	Pct.
Chicago Bears	13	0	0	1.000
DETROIT	10	3	0	.769
Green Bay	7	6	0	.538
Chicago Cardinals	5	8	0	.454
St. Louis	1	10	0	.090

Eastern Division

	W	L	T	Pct.
New York	8	5	0	.615
Boston	6	6	0	.500
Brooklyn	4	7	0	.363
Philadelphia	4	7	0	.363
Pittsburgh	2	10	0	.166

New York defeated Bears, 30-13, for World Championship.

IN 1934: The Dionne sisters, the first quintuplets to survive beyond infancy, were born in Canada.

1 9 3 5

TEAM STATISTICS

	Detroit	(Avg.)	Opp.	(Avg.)
TOTAL YARDS	2756	229.7	2023	168.6
RUSHING YARDS	1773	147.8		
PASSING YARDS	920	76.7		
POINTS SCORED	191	15.9	111	9.3

LION LEADERS

RUSHING Ernie Caddel - 87 att. - 450 yards
PASSING Bill Shepherd - 64 att. - 28 comp. - 417 yards
RECEIVING Ernie Caddel - 10 rec. - 171 yards
SCORING Dutch Clark - 55 points (6 TD's, 1 FG, 16 PAT's)

HONOR ROLL

ALL-LEAGUE Ernie Caddel (G), Earl "Dutch" Clark (QB)

1935 RESULTS (7-3-2) 1ST

George "Potsy" Clark, Coach				
Date	Opponent	Crowd	W-L-T	Score
9-20	Philadelphia	12,000*	W	35-0
9-29	Cardinals	8,200*	T	10-10
10-6	Brooklyn	12,000	L	10-12
10-13	Boston	18,737	W	17-7
10-20	Green Bay (M)	9,500	L	9-13
10-30	Boston	17,000*	W	14-0
11-3	Cardinals	5,000	W	7-6
11-10	Green Bay	1,200	L	7-31
11-17	Green Bay	12,000*	W	20-10
11-24	Chicago	14,624	T	20-20
11-28	Chicago	18,000*	W	14-2
12-1	Brooklyn	15,000*	W	28-0

World Championship

12-15	New York	15,000*	W	26-7
-------	----------	---------	---	------

1935 NFL STANDINGS

Western Division

	W	L	T	Pct.
DETROIT	7	3	2	.700
Green Bay	8	4	0	.666
Chicago Cardinals	6	4	2	.600
Chicago Bears	6	4	2	.600

Eastern Division

	W	L	T	Pct.
New York	9	3	0	.750
Brooklyn	5	6	1	.454
Pittsburgh	4	8	0	.333
Boston*	2	8	1	.200
Philadelphia*	2	9	0	.181

DETROIT defeated New York, 26-7, for World Championship. *One game canceled.

IN 1935: President Roosevelt opens second phase of New Deal, calling for social security, better housing, equitable taxation and farm assistance.

1 9 3 6

TEAM STATISTICS

	Detroit	(Avg.)	Opp.	(Avg.)
TOTAL YARDS	3703	308.6	2489	207.4
RUSHING YARDS	2885	240.4		
PASSING YARDS	818	68.2		
POINTS SCORED	235	19.6	102	8.5

LION LEADERS

RUSHING Ernie Caddel - 87 att. - 450 yards
PASSING Dutch Clark - 71 att. - 38 comp. - 467 yards
RECEIVING Ernie Caddel - 19 rec. - 150 yards
SCORING Dutch Clark - 73 points (7 TD's, 4 FG's, 19 PAT's)

HONOR ROLL

ALL-LEAGUE Earl "Dutch" Clark (QB), Ox Emerson (G)

1936 RESULTS (8-4-0) 3RD

George "Potsy" Clark, Coach				
Date	Opponent	Crowd	W-L-T	Score
9-27	Cardinals	15,000*	W	39-0
10-11	Philadelphia	15,000	W	23-0
10-14	Brooklyn	8,000	W	14-7
10-18	Green Bay	13,500	L	18-20
10-25	Chicago	27,424	L	10-12
11-1	New York	25,000	L	7-14
11-8	Pittsburgh	20,000*	W	26-3
11-15	New York	20,000*	W	38-0
11-22	Cardinals	7,579	W	14-7
11-26	Chicago	22,000*	W	13-7
11-29	Green Bay	22,000*	L	17-26
12-6	Brooklyn	10,000*	W	14-6

Western Division

	W	L	T	Pct.
Green Bay	10	1	1	.909
Chicago Bears	9	3	0	.750
DETROIT	8	4	0	.666
Chicago Cardinals	3	8	1	.272

Eastern Division

	W	L	T	Pct.
Boston	7	5	0	.583
Pittsburgh	6	6	0	.500
New York	5	6	1	.455
Brooklyn	3	8	1	.273
Philadelphia	1	11	0	.064

Green Bay defeated Boston, 21-6, for World Championship.

IN 1936: American Eugene O'Neill wins the Nobel Prize for Literature.

1937

TEAM STATISTICS

	Detroit	(Avg.)	Opp.	(Avg.)
TOTAL YARDS	2707	246.1	2102	191.1
RUSHING YARDS	2074	188.5		
PASSING YARDS	633	57.5		
POINTS SCORED	180	16.4	105	9.5

LION LEADERS

RUSHING Dutch Clark - 96 att. - 468 yards
PASSING Bill Shepherd - 46 att. - 19 comp. - 297 yards
RECEIVING Ernie Caddel - 9 rec. - 80 yards
SCORING Dutch Clark - 45 points (6 TD's, 1 FG, 6 PAT's)

HONOR ROLL

ALL-LEAGUE Earl "Dutch" Clark (QB)

1937 RESULTS (7-4-0) 3RD

Earl "Dutch" Clark, Coach

Date	Opponent	Crowd	W-L-T	Score
9-10	Cleveland	24,800	W	28-0
9-19	Cardinals	17,000*	W	16-7
10-3	Green Bay	17,553	L	6-26
10-10	Pittsburgh	16,000*	W	7-3
10-17	Brooklyn	18,000*	W	30-0
10-24	Chicago	34,530	L	20-28
10-31	Green Bay	23,000*	L	13-14
11-7	Cleveland	15,500*	W	27-7
11-14	New York	35,000	W	17-0
11-21	Cardinals	8,576	W	16-7
11-25	Chicago	24,173*	L	0-13

1937 NFL STANDINGS

Western Division

	W	L	T	Pct.
Chicago Bears	9	1	1	.900
Green Bay	7	4	0	.636
DETROIT	7	4	0	.636
Chicago Cardinals	5	5	1	.500
Cleveland	1	10	0	.091

Eastern Division

	W	L	T	Pct.
Washington	8	3	0	.727
New York	6	3	2	.667
Pittsburgh	4	7	0	.364
Brooklyn	3	7	1	.300
Philadelphia	2	8	1	.200

Washington defeated Bears, 28-21, for World Championship.

IN 1937: Amelia Earhart reported lost somewhere over the Pacific on around-the-world flight.

1938

TEAM STATISTICS

	Detroit	(Avg.)	Opp.	(Avg.)
TOTAL YARDS	2640	240.0	2199	199.9
RUSHING YARDS	1893	172.1		
PASSING YARDS	747	67.9		
POINTS SCORED	119	10.8	108	9.8

LION LEADERS

RUSHING Bill Shepherd - 100 att. - 455 yards
PASSING Vern Huffman - 85 att. - 27 comp. - 382 yards
RECEIVING Lloyd Cardwell - 9 rec. - 138 yards
SCORING Lloyd Cardwell - 30 points (5 TD's)

HONOR ROLL

ALL-LEAGUE Lloyd Cardwell (HB)

1938 RESULTS (7-4-0) 2ND

Earl "Dutch" Clark, Coach

Date	Opponent	Crowd	W-L-T	Score
9-9	Pittsburgh	17,000*	W	16-7
10-2	Cleveland	8,012	L	17-21
10-9	Green Bay	21,968	W	17-7
10-18	Washington	42,855*	L	5-7
10-23	Cardinals	17,917*	W	10-0
10-30	Chicago	24,356	W	13-7
11-8	Cleveland	30,140*	W	6-0
11-13	Green Bay	45,139*	L	7-28
11-20	Cardinals	8,279	W	7-3
11-24	Chicago	26,200*	W	14-7
12-4	Philadelphia	19,000*	L	7-21

1938 NFL STANDINGS

Western Division

	W	L	T	Pct.
Green Bay	8	3	0	.727
DETROIT	7	4	0	.636
Chicago Bears	6	5	0	.545
Cleveland	4	7	0	.364
Chicago Cardinals	2	9	0	.162

Eastern Division

	W	L	T	Pct.
New York	8	2	1	.800
Washington	6	3	2	.666
Brooklyn	4	4	3	.500
Philadelphia	5	6	0	.455
Pittsburgh	2	9	0	.182

New York defeated Green Bay, 23-17, for World Championship.

IN 1938: Douglas "Wrong Way" Corrigan makes trans-Atlantic flight from New York to Dublin.

1939

TEAM STATISTICS

	Detroit	(Avg.)	Opp.	(Avg.)
TOTAL YARDS	2905	264.1	2603	236.6
RUSHING YARDS	1487	135.2		
PASSING YARDS	1357	123.4		
POINTS SCORED	145	13.2	150	13.6

LION LEADERS

RUSHING Bill Shepherd - 85 att. - 420 yards
PASSING Dwight Sloan - 102 att. - 45 comp. - 658 yards
RECEIVING Monk Moscrip - 14 rec. - 176 yards
SCORING Chuck Hanneman - 29 points (2 TD's, 4 FG's, 5 PAT's)

1939 RESULTS (6-5-0) 3RD

Gus Henderson, Coach

Date	Opponent	Crowd	W-L-T	Score
9-10	Cardinals	15,075*	W	21-13
9-24	Brooklyn	15,515*	W	27-7
10-1	Cardinals	11,000	W	17-3
10-15	Cleveland	30,096*	W	15-7
10-22	Green Bay	22,558	L	7-26
10-29	Chicago	30,903	W	10-0
11-5	New York	47,492*	W	18-14
11-12	Chicago	42,684*	L	13-23
11-19	Cleveland	28,142	L	3-14
11-26	Washington	36,183	L	7-31
12-3	Green Bay	30,699*	L	7-12

1939 NFL STANDINGS

Western Division

	W	L	T	Pct.
Green Bay	9	2	0	.618
Chicago Bears	8	3	0	.727
DETROIT	6	5	0	.545
Cleveland	5	5	1	.500
Chicago Cardinals	1	10	0	.091

Eastern Division

	W	L	T	Pct.
New York	9	1	1	.900
Washington	8	2	1	.600
Brooklyn	4	6	1	.400
Philadelphia	1	9	1	.100
Pittsburgh	1	9	1	.100

Green Bay defeated New York, 27-0, for World Championship.

IN 1939: Einstein writes FDR about feasibility of the atomic bomb.

1940

TEAM STATISTICS

	Detroit	(Avg.)	Opp.	(Avg.)
TOTAL YARDS	2634	239.5	2357	214.3
RUSHING YARDS	1457	132.5		
PASSING YARDS	1177	107.0		
POINTS SCORED	138	12.5	153	13.9

LION LEADERS

RUSHING Whizzer White - 146 att. - 514 yards
PASSING Whizzer White - 80 att. - 35 comp. - 461 yards
RECEIVING Lloyd Cardwell - 20 rec. - 349 yards
SCORING Whizzer White - 32 points (5 TD's, 2 PAT's)

HONOR ROLL

ALL-LEAGUE: Byron "Whizzer" White (HB), John Wiethe (G)

1940 RESULTS (5-5-1) 3RD

George "Potsy" Clark, Coach

Date	Opponent	Crowd	W-L-T	Score
9-15	Cardinals	18,048	T	0-0
9-22	Pittsburgh	15,310*	L	7-10
9-29	Cleveland	15,347*	W	6-0
10-6	Cardinals	20,619*	W	43-14
10-13	Chicago	34,217	L	0-7
10-20	Green Bay	21,001	W	23-14
10-27	Washington	28,909*	L	14-20
11-3	Cleveland	18,881	L	0-24
11-10	Chicago	21,735*	W	17-14
11-17	Philadelphia	6,327	W	21-0
11-24	Green Bay	26,019*	L	7-50

1940 NFL STANDINGS

Western Division

	W	L	T	Pct.
Chicago Bears	8	3	0	.727
Green Bay	6	4	1	.600
DETROIT	5	5	1	.500
Cleveland	4	6	1	.400
Chicago Cardinals	2	7	2	.222

Eastern Division

	W	L	T	Pct.
Washington	9	2	0	.816
Brooklyn	8	3	0	.727
New York	6	4	1	.600
Pittsburgh	2	7	2	.222
Philadelphia	1	10	0	.100

Bears defeated Washington, 73-0, for World Championship.

IN 1940: Franklin D. Roosevelt defeats Wendell Willkie in the U.S. Presidential election.

1941

TEAM STATISTICS

	Detroit	(Avg.)	Opp.	(Avg.)
TOTAL YARDS	1843	167.5	3021	274.6
RUSHING YARDS	975	88.6		
PASSING YARDS	854	77.6		
POINTS SCORED	121	11.0	195	17.7

LION LEADERS

RUSHING Whizzer White - 89 att. - 238 yards
PASSING Whizzer White - 62 att. - 22 comp. - 338 yards
RECEIVING Bill Fisk - 9 rec. - 140 yards
SCORING Whizzer White - 24 points (6 TD's)

1941 RESULTS (4-6-1) 3RD

William "Bill" Edwards, Coach

Date	Opponent	Crowd	W-L-T	Score
9-14	Green Bay	16,734	L	0-23
9-21	Brooklyn	18,269	L	7-14
9-27	Cardinals	15,458	T	14-14
10-14	Cleveland	26,481*	W	17-7
10-19	Chicago	29,980	L	0-49
10-26	Green Bay	30,269*	L	7-24
11-2	Cleveland	10,554	W	14-0
11-9	New York	27,875	L	13-20
11-16	Philadelphia	16,306*	W	21-17
11-23	Chicago	28,657*	L	7-24
11-30	Cardinals	17,501*	W	21-3

1941 NFL STANDINGS

Western Division

	W	L	T	Pct.
Chicago Bears*	10	1	0	.909
Green Bay	10	1	0	.909
DETROIT	4	6	1	.400
Chicago Cardinals	3	7	1	.300
Cleveland	2	9	0	.182

Eastern Division

	W	L	T	Pct.
New York	8	3	0	.727
Brooklyn	7	4	0	.636
Washington	6	5	0	.545
Philadelphia	2	8	1	.200
Pittsburgh	1	9	1	.100

*Bears defeated Green Bay, 33-14, in divisional playoff.
 Bears defeated New York, 37-9, for World Championship.

IN 1941: Japanese surprise attack on U.S. fleet at Pearl Harbor brings the United States into World War II.

1942

TEAM STATISTICS

	Detroit	(Avg.)	Opp.	(Avg.)
TOTAL YARDS	2206	200.5	3083	280.3
RUSHING YARDS	1261	114.6		
PASSING YARDS	885	80.5		
POINTS SCORED	38	3.5	263	23.9

LION LEADERS

RUSHING Mickey Sanzotta - 71 att. - 268 yards
PASSING Harry Hopp - 68 att. - 20 comp. - 258 yards
RECEIVING Bill Fisk - 15 rec. - 177 yards
SCORING Elmer Hackney - 12 points (2 TD's)

1942 RESULTS (0-11-0) 5TH

William "Bill" Edwards, Coach

Date	Opponent	Crowd	W-L-T	Score
9-20	Cardinals	14,742	L	0-13
9-27	Cleveland	14,646*	L	0-14
10-4	Brooklyn	12,598*	L	7-28
John Karcis, Coach				
10-11	Green Bay (M)	19,500	L	7-38
10-18	Cardinals	14,100*	L	0-7
10-25	Green Bay	19,097*	L	7-28
11-1	Chicago	12,205	L	0-16
11-8	Pittsburgh	16,675*	L	7-35
11-15	Cleveland	4,029	L	7-27
11-22	Chicago	17,348*	L	0-42
11-29	Washington	6,044*	L	3-15

1942 NFL STANDINGS

Western Division

	W	L	T	Pct.
Chicago Bears	11	0	0	1.000
Green Bay	8	2	1	.800
Cleveland	5	6	0	.455
Chicago Cardinals	3	8	0	.273
DETROIT	0	11	0	.000

Eastern Division

	W	L	T	Pct.
Washington	10	1	0	.909
Pittsburgh	7	4	0	.636
New York	5	5	1	.500
Brooklyn	3	8	0	.273
Philadelphia	2	9	0	.162

Washington defeated Bears, 14-6, for World Championship.

1942: Enrico Fermi achieves nuclear chain reaction.

1943

TEAM STATISTICS

	Detroit	(Avg.)	Opp.	(Avg.)
TOTAL YARDS	2408	240.8	2837	283.7
RUSHING YARDS	817	81.7		
PASSING YARDS	1290	129.0		
POINTS SCORED	178	17.8	238	23.8

LION LEADERS

RUSHING	Frank Sinkwich - 93 att. - 266 yards.
PASSING	Frank Sinkwich - 126 att. - 50 comp. - 699 yards
RECEIVING	Harry Hopp - 17 rec. - 229 yards
SCORING	Harry Hopp - 54 points (6 TD's)

1943 RESULTS (3-6-1) 3RD

Charles "Gus" Dorais, Coach

Date	Opponent	Crowd	W-L-T	Score
9-19	Cardinals	23,408*	W	35-17
9-26	Brooklyn	23,768*	W	27-20
10-3	Chicago	48,118*	L	21-27
10-10	Green Bay	21,395	L	14-35
10-17	Cardinals	15,072	W	7-0
10-24	Green Bay	41,463*	L	6-27
10-31	Chicago	25,187	L	14-35
11-7	New York	16,992*	T	0-0
11-14	Washington	35,540	L	20-42
11-21	Phil.-Pitt.	23,338	L	34-35

1943 NFL STANDINGS

Western Division

	W	L	T	Pct.
Chicago Bears	8	1	1	.899
Green Bay	7	2	1	.778
DETROIT	3	6	1	.333
Chicago Cardinals	0	10	0	.000

Eastern Division

	W	L	T	Pct.
Washington*	6	3	1	.667
New York	6	3	1	.667
Phil.-Pitt.	5	4	1	.555
Brooklyn	2	8	0	.200

*Washington defeated New York, 28-0, in divisional playoff.
Bears defeated Washington, 41-21, for World Championship.

IN 1943: "Oklahoma" opens on Broadway, beginning a run of 2,377 performances.

1944

TEAM STATISTICS

	Detroit	(Avg.)	Opp.	(Avg.)
TOTAL YARDS	2655	265.5	2673	267.3
RUSHING YARDS	1141	114.1		
PASSING YARDS	1475	147.5		
POINTS SCORED	216	21.6	151	15.1

LION LEADERS

RUSHING	Frank Sinkwich - 150 att. - 563 yards - 6 TD's
PASSING	Frank Sinkwich - 148 att. - 58 comp. - 1060 yards - 12 TD's - 20 INT's
RECEIVING	Jack Matheson - 23 rec. - 361 yards - 3 TD's
SCORING	Frank Sinkwich - 66 points (6 TD's, 2 FG's, 24 PAT's)
PUNT RET	Frank Sinkwich - 11 ret. - 148 yards - 13.5 avg.
KO RET	Arthur Van Tone - 9 ret. - 227 yards - 25.2 avg. - 1 TD
PUNTING	Frank Sinkwich - 45 punts - 1845 yards - 41.0 avg.
INT's	Alex Wojciechowicz - 7 INT's - 88 yards

1944 RESULTS (6-3-1) 2ND

Charles "Gus" Dorais, Coach

Date	Opponent	Crowd	W-L-T	Score
10-1	Green Bay (M)	18,556	L	6-27
10-8	Brooklyn	15,702	W	19-14
10-15	Cleveland	21,115*	L	17-20
10-22	Chicago	23,835*	T	21-21
10-29	Green Bay	30,844*	L	0-14
11-5	Card.-Pitt.	17,743	W	27-6
11-12	Card.-Pitt.	13,239*	W	21-7
11-19	Chicago	21,960*	W	41-21
11-26	Cleveland	7,462	W	26-14
12-3	Boston	15,027*	W	38-7

HONOR ROLL

ALL-LEAGUE: Frank Sinkwich (HB)

1944 NFL STANDINGS

Western Division

	W	L	T	Pct.
Green Bay	8	2	0	.800
Chicago Bears	6	3	1	.667
DETROIT	6	3	1	.667
Cleveland	4	6	0	.400
Card.-Pittsburgh	0	10	0	.000

Eastern Division

	W	L	T	Pct.
New York	6	1	1	.869
Philadelphia	7	1	2	.875
Washington	6	3	1	.667
Boston	2	8	0	.200
Brooklyn	0	10	0	.000

Green Bay defeated New York, 14-7, for World Championship.

IN 1944: FDR wins unprecedented fourth term as President, defeating Thomas E. Dewey.

1945

TEAM STATISTICS

	Detroit	(Avg.)	Opp.	(Avg.)
TOTAL YARDS	2485	248.5	2548	254.8
RUSHING YARDS	857	85.7		
PASSING YARDS	1544	154.4		
POINTS SCORED	195	19.5	194	19.4

LION LEADERS

RUSHING Bob Westfall - 82 att. - 234 yards - 6 TD's
PASSING Charles Fenenbock - 110 att. - 45 comp. - 752 yards - 7 TD's - 11 INT's
RECEIVING John Greene - 26 rec. - 550 yards - 5 TD's
SCORING Bob Westfall - 54 points (9 TD's)
PUNT RET Dave Ryan - 15 punts - 221 yards - 14.7 avg.
KO RET Andrew Farkas - 8 ret. - 165 yards - 20.6 avg.
PUNTING Charles Fenenbock - 29 punts - 1067 yards - 36.8 avg.
INT's Dave Ryan, Charles DeShane, John Greene, Damon Tassos, Ivan Trebotich - 3 each

1945 RESULTS (7-3-0) 2ND

Charles "Gus" Dorais, Coach

Date	Opponent	Crowd	W-L-T	Score
9-23	Cardinals	5,461	W	10-0
10-7	Green Bay (M)	20,463	L	21-57
10-14	Philadelphia	22,580*	W	28-24
10-21	Cardinals	32,644	W	26-0
10-28	Chicago	37,260*	W	16-10
11-4	Boston	17,631	W	10-9
11-11	Chicago	24,798	W	35-28
11-18	New York	38,215	L	14-35
11-22	Cleveland	40,017*	L	21-28
12-2	Green Bay	23,468*	W	14-3

HONOR ROLL

ALL-LEAGUE: Bill Radovich (G), Bob Westfall (FB), Emil Uremovich (T)

1945 NFL STANDINGS

Western Division

	W	L	T	Pct.
Cleveland	9	1	0	.900
DETROIT	7	3	0	.700
Green Bay	6	4	0	.600
Chicago Bears	3	7	0	.300
Chicago Cardinals	1	9	0	.100

Eastern Division

	W	L	T	Pct.
Washington	8	2	0	.600
Philadelphia	7	3	0	.700
New York	3	6	1	.333
Yanks	3	6	1	.333
Pittsburgh	2	8	0	.200

Cleveland defeated Washington, 15-14, for World Championship.

IN 1945: U.S. drops atomic bombs on Hiroshima and Nagasaki; Japan surrenders to end World War II.

1946

TEAM STATISTICS

	Detroit	(Avg.)	Opp.	(Avg.)
TOTAL YARDS	2169	197.2	3698	336.2
RUSHING YARDS	472	42.9		
PASSING YARDS	1674	152.2		
POINTS SCORED	152	13.8	310	28.2

LION LEADERS

RUSHING Camp Wilson - 64 att. - 207 yards - 3 TD's
PASSING Dave Ryan - 154 att. - 73 comp. - 965 yards - 6 TD's - 17 INT's
RECEIVING John Greene - 20 rec. - 289 yards - 2 TD's
SCORING Bob Cifers - 24 points (4 TD's)
PUNT RET Dave Ryan - 7 ret. - 57 yards - 8.1 avg.
KO RET Dave Ryan - 15 ret. - 308 yards - 20.5 avg.
PUNTING Bob Cifers - 30 punts - 1368 yards - 45.6 avg.
INT's Dave Ryan - 4 INT's - 105 yards

1946 RESULTS (1-10-0) 5TH

Charles "Gus" Dorais, Coach

Date	Opponent	Crowd	W-L-T	Score
9-30	Cardinals	14,667	L	14-34
10-6	Washington	33,569	L	16-17
10-13	Cardinals	21,939*	L	14-36
10-20	Los Angeles	27,928	L	14-35
10-27	Green Bay (M)	17,073	L	7-10
11-3	Los Angeles	34,447*	L	20-41
11-10	Pittsburgh	13,621*	W	27-7
11-17	Green Bay	21,055*	L	0-9
11-24	Chicago	24,270	L	6-42
11-28	Boston	13,010*	L	10-34
12-8	Chicago	19,579*	L	24-45

1946 NFL STANDINGS

Western Division

	W	L	T	Pct.
Chicago Bears	8	2	1	.800
Los Angeles	6	4	1	.600
Green Bay	6	5	0	.545
Chicago Cardinals	6	5	0	.545
DETROIT	1	10	0	.091

Eastern Division

	W	L	T	Pct.
New York	7	3	1	.700
Philadelphia	6	5	0	.545
Washington	5	5	1	.500
Pittsburgh	5	5	1	.500
Boston	2	8	1	.200

Chicago Bears defeated New York, 24-14, for World Championship.

IN 1946: The first meeting of the United Nations General Assembly opens in London.

1947

TEAM STATISTICS

	Detroit	(Avg.)	Opp.	(Avg.)
TOTAL YARDS	1947	162.3	3774	314.5
RUSHING YARDS	1234	102.8		
PASSING YARDS	2449	204.1		
POINTS SCORED	231	19.3	305	25.4

LION LEADERS

RUSHING	Camp Wilson - 89 att. - 412 yards
PASSING	Clyde LeForce - 175 att. - 94 comp. - 1384 yards - 13 TD's - 20 INT's
RECEIVING	John Greene - 38 rec. - 621 yards - 5 TD's
SCORING	Bill Dudley - 66 points (11 TD's)
PUNT RET	Bill Dudley - 11 ret. - 182 yards - 16.5 avg. - 1 TD
KO RET	Bill Dudley - 15 ret. - 359 yards - 23.9 avg.
PUNTING	Leroy Zimmerman - 49 punts - 2077 yards - 42.4 avg.
INT's	Bill Dudley - 5 INT's - 104 yards - 1 TD

1947 RESULTS (3-9-0) 5TH

Charles "Gus" Dorais, Coach

Date	Opponent	Crowd	W-L-T	Score
9-21	Pittsburgh	34,681	L	10-17
9-28	Cardinals	22,245	L	21-45
10-5	Boston	16,097	W	21-7
10-12	Los Angeles	42,955*	L	13-27
10-19	Chicago	31,960	L	24-33
10-26	Green Bay	23,100	L	17-34
11-2	New York	28,812*	W	35-7
11-9	Cardinals	25,296*	L	7-17
11-16	Washington	17,003*	W	38-21
11-23	Los Angeles	17,693	L	17-28
11-27	Chicago	27,214*	L	14-34
12-7	Green Bay	14,055*	L	14-35

Western Division

	W	L	T	Pct.
Chicago Cardinals	9	3	0	.750
Chicago Bears	8	4	0	.667
Green Bay	6	5	1	.545
Los Angeles	6	6	0	.500
DETROIT	3	9	0	.250

1947 NFL STANDINGS

Eastern Division

	W	L	T	Pct.
Philadelphia*	8	4	0	.667
Pittsburgh	8	4	0	.667
Boston	4	7	1	.364
Washington	4	8	0	.333
New York	2	8	2	.200

*Philadelphia defeated Pittsburgh, 21-0, in divisional playoff.
Chicago Cardinals defeated Philadelphia, 26-21, for World Championship.

IN 1947: In the first piloted supersonic flight, Capt. Charles E. Yeager flew the X-1 rocket-powered research plane faster than the speed of sound at Muroc (Calif.) Air Force Base.

1948

TEAM STATISTICS

	Detroit	(Avg.)	Opp.	(Avg.)
TOTAL YARDS	3725	310.4	4562	380.2
RUSHING YARDS	1350	112.5		
PASSING YARDS	2288	190.7		
POINTS SCORED	200	16.7	407	33.9

LION LEADERS

RUSHING	Camp Wilson - 157 att. - 612 yards - 2 TD's
PASSING	Fred Enke - 221 att. - 100 comp. - 1328 yards - 11 TD's - 17 INT's
RECEIVING	Joe Margucci - 36 rec. - 450 yards - 2 TD's
SCORING	Bill Dudley - 42 points (6 TD's)
PUNT RET	Joe Margucci - 10 ret. - 100 yards - 10.0 avg.
KO RET	Camp Wilson - 10 ret. - 228 yards - 22.8 avg.
PUNTING	George Grimes - 23 punts - 1005 yards - 35.9 avg.
INT's	Jim Gillette - 6 INT's - 17 yards

1948 RESULTS (2-10-0) 5TH

Alvin "Bo" McMillin, Coach

Date	Opponent	Crowd	W-L-T	Score
9-22	Los Angeles	12,941	L	7-44
10-3	Green Bay	21,403	L	21-33
10-9	Boston	18,747*	L	14-17
10-17	Chicago	35,425	L	0-28
10-24	Los Angeles	17,444*	L	27-34
10-31	Green Bay	15,045*	W	24-20
11-7	Cardinals	22,311	L	20-56
11-14	Washington	32,528	L	21-46
11-21	Pittsburgh	13,646*	W	17-14
11-25	Cardinals	22,099*	L	14-28
12-5	Chicago	25,781*	L	14-42
12-12	Philadelphia	15,322	L	21-45

Western Division

	W	L	T	Pct.
Chicago Cardinals	11	1	0	.917
Chicago Bears	10	2	0	.833
Los Angeles	6	5	1	.545
Green Bay	3	9	0	.250
DETROIT	2	10	0	.167

1948 NFL STANDINGS

Eastern Division

	W	L	T	Pct.
Philadelphia	9	2	1	.616
Washington	7	5	0	.563
New York	4	8	0	.333
Pittsburgh	4	8	0	.333
Boston	3	9	0	.250

Philadelphia defeated Cardinals, 7-0, for World Championship.

IN 1948: Citation claims horseracing's Triple Crown, winning the Kentucky Derby, Preakness and Belmont Stakes.

1949

TEAM STATISTICS

	Detroit	(Avg.)	Opp.	(Avg.)
TOTAL YARDS	3687	307.3	3653	304.4
RUSHING YARDS	1381	115.1		
PASSING YARDS	2291	190.1		
POINTS SCORED	237	19.8	259	21.6

LION LEADERS

RUSHING Bill Dudley - 125 att. - 402 yards - 4 TD's
PASSING Frank Tripucka - 145 att. - 62 comp. - 833 yards - 9 TD's - 14 INT's
RECEIVING Bob Mann - 66 rec. - 1014 yards - 4 TD's
SCORING Bill Dudley - 81 points (6 TD's, 5 FG's, 30 PAT's)
PUNT RET Bill Dudley - 11 ret. - 199 yards - 18.1 avg. - 1 TD
KO RET Don Doll - 21 ret. - 536 yards - 25.5 avg.
PUNTING Bill Dudley - 32 punts - 1277 yards - 39.9 avg.
INT's Don Doll - 11 INT's - 301 yards - 2 TD's

1949 RESULTS (4-8-0) 4TH

Alvin "Bo" McMillin, Coach

Date	Opponent	Crowd	W-L-T	Score
9-23	Los Angeles	17,878	L	24-27
10-3	Philadelphia	20,163*	L	14-22
10-8	Pittsburgh	21,594	L	7-14
10-16	Los Angeles	19,839*	L	10-21
10-23	Cardinals	19,490	W	24-7
10-30	Green Bay (M)	6,177	L	14-16
11-6	Cardinals	19,465*	L	19-42
11-13	Chicago	32,716	L	24-27
11-20	New York Yanks	14,661	W	45-21
11-24	Chicago	22,912*	L	7-28
12-4	NY Bulldogs	11,956*	W	28-27
12-11	Green Bay	9,722*	W	21-7

HONOR ROLL

ALL-LEAGUE: Don Doll (HB)

1949 NFL STANDINGS

Western Division

	W	L	T	Pct.
Los Angeles	8	2	2	.800
Chicago Bears	9	3	0	.750
Chicago Cardinals	6	5	1	.545
DETROIT	4	8	0	.333
Green Bay	2	10	0	.167

Eastern Division

	W	L	T	Pct.
Philadelphia	11	1	0	.917
Pittsburgh	6	5	1	.545
New York Giants	6	6	0	.500
Washington	4	7	1	.364
New York Bulldogs	1	10	1	.091

Philadelphia defeated Los Angeles, 14-0, for World Championship.

IN 1949: Twelve nations unite to establish North Atlantic Treaty Organization (NATO).

1950

TEAM STATISTICS

	Detroit	(Avg.)	Opp.	(Avg.)
TOTAL YARDS	4398	366.5	3947	328.9
RUSHING YARDS	1626	135.5		
PASSING YARDS	2772	231.0		
POINTS SCORED	321	26.8	295	24.6

LION LEADERS

RUSHING Bob Hoemschemyer - 84 att. - 471 yards - 1 TD
PASSING Bobby Layne - 336 att. - 152 comp. - 2323 yards - 16 TD's - 18 INT's
RECEIVING Cloyce Box - 50 rec. - 1009 yards - 11 TD's
SCORING Doak Walker - 128 points (11 TD's, 8 FG's, 38 PAT's)
PUNT RET Clarence Self - 12 ret. - 129 yards - 10.8 avg.
KO RET Doak Walker - 10 ret. - 225 yards - 22.5 avg.
PUNTING Bob Smith - 32 punts - 1309 yards - 40.9 avg.
INT's Don Doll - 12 INT's - 163 yards - 1 TD

1950 RESULTS (6-6-0) 4TH

Alvin "Bo" McMillin, Coach

Date	Opponent	Crowd	W-L-T	Score
9-17	Green Bay	20,285	W	45-7
9-24	Pittsburgh	19,600*	W	10-7
10-2	New York Yanks	11,096	L	21-44
10-8	San Francisco	26,000*	W	24-7
10-15	Los Angeles	28,000*	L	28-30
10-22	San Francisco	26,252	L	27-38
10-29	Los Angeles	21,700	L	24-65
11-5	Chicago	32,000*	L	21-35
11-19	Green Bay	18,000*	W	24-21
11-23	New York Yanks	28,000*	W	49-14
12-3	Baltimore	12,058	W	45-21
12-10	Chicago	34,604	L	3-6

HONOR ROLL

ALL-LEAGUE: Doak Walker (RB)
 PRO BOWL: Cloyce Box (E), Lou Creekmur (T), Don Doll (DB), Thurman McGraw (G), Doak Walker (RB)

1950 NFL STANDINGS

Western Division

	W	L	T	Pct.
Los Angeles	9	3	0	.750
Chicago Bears	9	3	0	.750
New York Yanks	7	5	0	.583
DETROIT	6	6	0	.500
Green Bay	3	9	0	.250
San Francisco	3	9	0	.250
Baltimore	1	11	0	.083

Eastern Division

	W	L	T	Pct.
Cleveland	10	2	0	.833
New York Giants	10	2	0	.833
Philadelphia	6	6	0	.500
Pittsburgh	6	6	0	.500
Chicago Cardinals	5	7	0	.417
Washington	3	9	0	.250

Cleveland defeated Los Angeles, 30-28, for World Championship.

IN 1950: Led by Gen. Douglas MacArthur, unified U.N. forces assist South Korea after invasion by North Korean Communist troops.

1 9 5 1

USUAL STARTING LINE UP

OFFENSE

LE 84	Dorne Dibble
LT 72	Floyd Jaszewski
LG 76	Lou Creekmur
C 53	LaVern Torgeson
RG 64	Dan Rogas
RT 70	August Cifelli
RE 82	Leon Hart
QB 22	Bobby Layne
LH 37	Doak Walker
RH 14	B. Hoernschemeyer
FB 34	Pat Harder

DEFENSE

LE 83	Jim Doran
LT 73	Thurman McGraw
72	Floyd Jaszewski
MG 63	Robert Monsen
65	Les Bingaman
RT 75	John Prchlik
RE 85	Ed Berrang
LB 84	Dorne Dibble
LB 40	Bob Smith
LB 60	Richard Flanagan
LB 53	LaVern Torgeson
S 44	Don Doll
S 19	Jack Christiansen



Bobby Layne threw for 26 touchdown passes in 1951, the most in franchise history until Scott Mitchell recorded 32 touchdown passes in 1995.

1951 RESULTS (7-4-1) 2ND

Raymond "Buddy" Parker, Coach

Date	Opponent	Crowd	W-L-T	Score
9-30	Washington	27,831*	W	35-17
10-7	New York Yanks	24,194*	W	37-10
10-14	Los Angeles	50,567*	L	21-27
10-21	New York Yanks	21,807*	T	24-24
10-28	Chicago	34,778*	L	23-28
11-4	Green Bay	18,165	W	24-17
11-11	Chicago	43,709	W	41-28
11-18	Philadelphia	25,098	W	28-10
11-22	Green Bay	32,247*	W	52-35
12-2	San Francisco	45,757*	L	10-20
12-9	Los Angeles	52,937	W	24-22
12-16	San Francisco	26,465	L	17-21

TEAM STATISTICS

	Detroit	(Avg.)	Opp.	(Avg.)
TOTAL YARDS	4341	361.8	4117	343.1
RUSHING YARDS	1841	153.4		
PASSING YARDS	2500	208.3		
POINTS SCORED	336	28.0	259	21.6

HONOR ROLL

PRO BOWL Les Bingaman (C), Lou Creekmur (T), Don Doll (DB), Bob Hoernschemeyer (RB), Bobby Layne (QB), Doak Walker (RB)

LION LEADERS

RUSHING Bob Hoernschemeyer - 132 att. - 678 yards - 2 TD's
PASSING Bobby Layne - 332 att. - 152 comp. - 2403 yards - 26 TD's - 23 INT's
RECEIVING Leon Hart - 35 rec. - 544 yards - 12 TD's
SCORING Doak Walker - 97 points (6 TD's, 6 FG's, 43 PAT's)
PUNT RET Jack Christiansen - 18 ret. - 343 yards - 19.1 avg. - 4 TD's
KO RET Doak Walker - 15 ret. - 408 yards - 27.2 avg.
PUNTING Bob Smith - 49 punts - 2083 yards - 42.5 avg.
INT's Bob Smith - 3 INT's - 70 yards

1951 NFL STANDINGS

Western Division

	W	L	T	Pct.
Los Angeles	8	4	0	.667
DETROIT	7	4	1	.636
San Francisco	7	4	1	.636
Chicago Bears	7	5	0	.563
Green Bay	3	9	0	.250
New York Yanks	1	9	2	.100

Eastern Division

	W	L	T	Pct.
Cleveland	11	1	0	.917
New York Giants	9	2	1	.616
Washington	5	7	0	.417
Pittsburgh	4	7	1	.364
Philadelphia	4	8	0	.333
Chicago Cardinals	3	9	0	.250

Los Angeles defeated Cleveland, 24-17, for World Championship.

IN 1951: Color television is introduced in the United States.

1952

USUAL STARTING LINE UP

OFFENSE

LE 80	Cloyce Box
LT 76	Lou Creekmur
LG 62	Jim Martin
C 51	Victor Banonis
RG 63	Dick Stanfel
RT 70	August Cifelli
	74 Bob Miller
RE 82	Leon Hart
QB 22	Bobby Layne
LH 23	Jug Girard
	37 Doak Walker
RH 14	B. Hoernschemeyer
FB 34	Pat Harder

DEFENSE

LE 83	Jim Doran
LT 73	Thurman McGraw
LG 60	Richard Flanagan
C 65	Les Bingaman
RG 53	LaVern Torgeson
RT 75	John Prchlik
RE 86	Blaine Earon
LH 25	Jim David
RH 40	Bob Smith
LS 24	Jack Christiansen
	44 Don Doll
RS 28	Yale Lary

1952 RESULTS (9-3-0) 1ST

Raymond "Buddy" Parker, Coach

Date	Opponent	Crowd	W-L-T	Score
9-28	San Francisco	54,761	L	3-17
10-3	Los Angeles	42,743	W	17-14
10-12	San Francisco	56,822*	L	0-28
10-19	Los Angeles	40,152*	W	24-18
10-26	Green Bay	24,656	W	52-17
11-2	Cleveland	56,029*	W	17-6
11-9	Pittsburgh	26,170	W	31-6
11-16	Dallas	33,304*	W	43-13
11-23	Chicago	37,508	L	23-24
11-27	Green Bay	39,101*	W	48-24
12-7	Chicago	50,410*	W	45-21
12-13	Dallas	12,252	W	41-6

Playoff

12-21	Los Angeles	47,645*	W	31-21
-------	-------------	---------	---	-------

World Championship

12-28	Cleveland	50,934	W	17-7
-------	-----------	--------	---	------

TEAM STATISTICS

	Detroit	(Avg.)	Opp.	(Avg.)
TOTAL YARDS	3988	332.3	3245	270.4
RUSHING YARDS	1780	148.3		
PASSING YARDS	2208	184.0		
POINTS SCORED	344	28.7	192	16.0

HONOR ROLL

MVP	Jim Doran
PRO BOWL	Cloyce Box (E), Lou Creekmur (T), Don Doll (DB), Pat Harder (RB), Bob Hoernschemeyer (RB), Bobby Layne (QB), Bob Smith (DB)

LION LEADERS

RUSHING	Bob Hoernschemeyer - 106 att. - 457 yards - 4 TD's
PASSING	Bobby Layne - 287 att. - 139 comp. - 1999 yards - 19 TD's - 20 INT's
RECEIVING	Cloyce Box - 42 rec. - 924 yards - 15 TD's
SCORING	Cloyce Box - 90 points (15 TD's)
PUNT RET	Jack Christiansen - 15 ret. - 322 yards - 21.5 avg. - 2 TD's
KO RET	Jack Christiansen - 16 ret. - 409 yards - 25.6 avg.
PUNTING	Bob Smith - 61 punts - 2727 yards - 44.7 avg.
INT's	Bob Smith - 9 INT's - 184 yards - 1 TD



Lou Creekmur made his third of eight consecutive Pro Bowl appearances following the 1952 season.

1952 NFL STANDINGS

Western Division

	W	L	T	Pct.
DETROIT	9	3	0	.750
Los Angeles	9	3	0	.750
San Francisco	7	5	0	.563
Green Bay	6	6	0	.500
Chicago Bears	5	7	0	.417
Dallas	1	11	0	.083

Eastern Division

	W	L	T	Pct.
Cleveland	8	4	0	.667
Philadelphia	7	5	0	.563
New York	7	5	0	.563
Pittsburgh	5	7	0	.417
Chicago Cardinals	4	8	0	.333
Washington	4	8	0	.333

DETROIT defeated Los Angeles, 31-21, in divisional playoff.
DETROIT defeated Cleveland, 17-7, for World Championship.

IN 1952: In England, King George VI dies; his daughter takes the throne as Queen Elizabeth II.

1953

USUAL STARTING LINE UP

OFFENSE

LE 80	Cloyce Box
LT 76	Lou Creekmur
LG 66	Harley Sewell
C 51	Victor Banonis
50	Charley Ane
RG 63	Dick Stanfel
RT 78	Oliver Spencer
70	August Cifelli
RE 82	Leon Hart
QB 22	Bobby Layne
LH 37	Doak Walker
RH 14	B. Hoernschmeyer
26	Gene Gedman
FB 33	Ollie Cline
34	Pat Harder

DEFENSE

LE 88	Jim Cain
LT 73	Thurman McGraw
MG 65	Les Bingaman
RT 75	John Prchlik
RE 86	Blaine Earon
LLB 60	Richard Flanagan
RLB 53	LaVern Torgeson
LH 25	Jim David
RH 40	Bob Smith
LS 44	Don Doll
RS 28	Yale Lary

1953 RESULTS (10-2-0) 1ST

Raymond "Buddy" Parker, Coach

Date	Opponent	Crowd	W-L-T	Score
9-27	Pittsburgh	44,587*	W	38-21
10-3	Baltimore	25,159	W	27-17
10-11	San Francisco	58,079*	W	24-21
10-18	Los Angeles	55,772*	L	19-31
10-25	San Francisco	54,662	W	14-10
11-1	Los Angeles	93,751	L	24-37
11-7	Baltimore	46,508*	W	17-7
11-15	Green Bay	20,834	W	14-7
11-22	Chicago	36,165	W	20-16
11-26	Green Bay	52,547*	W	34-15
12-6	Chicago	58,056*	W	13-7
12-13	New York	28,390	W	27-16

World Championship

12-27	Cleveland	54,577*	W	17-16
-------	-----------	---------	---	-------

TEAM STATISTICS

	Detroit	(Avg.)	Opp.	(Avg.)
TOTAL YARDS	3958	329.8	3545	295.4
RUSHING YARDS	1812	151.0		
PASSING YARDS	2146	178.8		
POINTS SCORED	271	22.6	205	17.1

HONOR ROLL

MVP	Dick Stanfel
PRO BOWL	Les Bingaman (C), Jack Christiansen (DB), Lou Creekmur (T), Yale Lary (DB), Bobby Layne (QB), Dick Stanfel (G), Doak Walker (RB)

LION LEADERS

RUSHING	Bob Hoernschmeyer - 101 att. - 482 yards - 7 TD's
PASSING	Bobby Layne - 273 att. - 125 comp. - 2088 yards - 16 TD's - 21 INT's
RECEIVING	Doak Walker - 30 rec. - 502 yards - 3 TD's
SCORING	Doak Walker - 93 points (5 TD's, 12 FG's, 27 PAT's)
PUNT RET	Yale Lary - 13 ret. - 115 yards - 8.8 avg. - 1 TD
KO RET	Jack Christiansen - 10 ret. - 183 yards - 18.3 avg.
PUNTING	Bob Smith - 40 punts - 1648 yards - 41.2 avg.
INT's	Jack Christiansen - 12 INT's - 238 yards - 1 TD



Jack Christiansen led the NFL with 12 interceptions for a franchise-record 238 yards and a touchdown in 1953.

1953 NFL STANDINGS

Western Division

	W	L	T	Pct.
DETROIT	10	2	0	.833
San Francisco	9	3	0	.750
Los Angeles	8	3	1	.727
Chicago Bears	3	8	1	.273
Baltimore	3	9	0	.250
Green Bay	2	9	1	.182

Eastern Division

	W	L	T	Pct.
Cleveland	11	1	0	.917
Philadelphia	7	4	1	.636
Washington	6	5	1	.545
Pittsburgh	6	6	0	.500
New York	3	9	0	.250
Chicago Cardinals	1	10	1	.091

DETROIT defeated Cleveland, 17-16, for World Championship.

IN 1953: Julius and Ethel Rosenberg, convicted of passing atomic secrets to the Russians, are executed in Sing Sing prison.

1954

USUAL STARTING LINE UP

OFFENSE

LE 87	Dome Dibble
LT 76	Lou Creekmur
LG 66	Harley Sewell
C 52	Andy Miketa
53	LaVern Torgeson
RG 63	Dick Stanfel
62	Jim Martin
RT 50	Charley Ane
RE 23	Jug Girard
83	Jim Doran
QB 22	Bobby Layne
LH 37	Doak Walker
RH 14	B. Hoemschemeyer
34	Lewis Carpenter
FB 33	Bill Bowman

DEFENSE

LE 85	Sonny Gandee
LT 73	Thurman McGraw
MG 65	Les Bingaman
RT 74	Bob Miller
RE 88	Jim Cain
LLB 56	Joe Schmidt
RLB 62	Jim Martin
LH 25	Jim David
RH 20	Bill Stits
LS 24	Jack Christiansen
RS 21	Carl Karilivacz

1954 RESULTS (9-2-1) 1st

Raymond "Buddy" Parker, Coach

Date	Opponent	Crowd	W-L-T	Score
9-26	Chicago	52,343*	W	48-23
10-10	Los Angeles	56,523*	W	21-3
10-16	Baltimore	48,272*	W	35-0
10-24	San Francisco	60,500	L	31-37
10-31	Los Angeles	74,342	W	27-24
11-6	Baltimore	25,287	W	27-3
11-14	San Francisco	58,431*	W	48-7
11-21	Green Bay	20,767	W	21-17
11-25	Green Bay	55,532*	W	28-24
12-5	Philadelphia	54,939*	T	13-13
12-12	Chicago	37,240	L	24-28
12-19	Cleveland	34,168	W	14-10

World Championship

12-26	Cleveland	43,827	L	10-56
-------	-----------	--------	---	-------

TEAM STATISTICS

	Detroit	(Avg.)	Opp.	(Avg.)
TOTAL YARDS	4433	369.4	3746	312.2
RUSHING YARDS	1608	134.0		
PASSING YARDS	2825	235.4		
POINTS SCORED	337	28.1	189	15.8

HONOR ROLL

MVP	Bobby Layne
PRO BOWL	Jack Christiansen (DB), Lou Creekmur (T), Jim David (DB), Joe Schmidt (LB), Bill Stits (DB), LaVern Torgeson (C), Doak Walker (RB)

LION LEADERS

RUSHING	Lew Carpenter - 104 att. - 476 yards - 3 TD's
PASSING	Bobby Layne - 246 att. - 135 comp. - 1818 yards - 14 TD's - 12 INT's
RECEIVING	Dome Dibble - 46 rec. - 768 yards - 6 TD's
SCORING	Doak Walker - 106 points (5 TD's, 11 FG's, 43 PAT's)
PUNT RET	Jack Christiansen - 23 ret. - 225 yards - 9.8 avg. - 1 TD
KO RET	Jug Girard - 12 ret. - 248 yards - 20.7 avg.
PUNTING	Jug Girard - 63 punts - 2583 yards - 41.0 avg.
INT's	Jack Christiansen - 8 INT's - 84 yards - 1 TD



Doak Walker led the Lions in scoring in 1954 for the fourth time in five years with 106 points. It also marked the second time in his career that he eclipsed the 100-point mark in a season (128 points in 1950).

1954 NFL STANDINGS

Western Division

	W	L	T	Pct.
DETROIT	9	2	1	.818
Chicago Bears	8	4	0	.667
San Francisco	7	4	1	.636
Los Angeles	6	5	1	.545
Green Bay	4	8	0	.333
Baltimore	3	9	0	.250

Eastern Division

	W	L	T	Pct.
Cleveland	9	3	0	.750
Philadelphia	7	4	1	.636
New York	7	5	0	.583
Pittsburgh	5	7	0	.417
Washington	3	9	0	.250
Chicago Cardinals	2	10	0	.167

Cleveland defeated DETROIT, 56-10, for World Championship.

IN 1954: Dr. Jonas Salk begins innoculating children against polio.

1955

USUAL STARTING LINE UP

OFFENSE		DEFENSE	
LE 23	Jug Girard	LE 85	Sonny Gandee
LT 76	Lou Creekmur	LT 78	Darris McCord
	63 Dick Stanfel	MG 76	Lou Creekmur
LG 66	Harley Sewell	RT 74	Bob Miller
C 50	Charley Ane	RE 88	Jim Cain
	52 Andy Miketa	LLB 56	Joe Schmidt
RG 62	George Atkins	RLB 61	Jim Martin
RT 60	Jim Salsbury	LH 25	Jim David
RE 28	Dave Middleton	RH 20	Bill Stitts
	87 Dorne Dibble	LS 24	Jack Christiansen
QB 22	Bobby Layne	RS 21	Carl Karilivacz
LH 37	Doak Walker		
RH 34	Lewis Carpenter		
FB 82	Leon Hart		

1955 RESULTS (3-9-0) 6th

Date	Opponent	Crowd	W-L-T	Score
9-25	Green Bay	22,217	L	17-20
10-1	Baltimore	40,030	L	13-28
10-9	Los Angeles	54,836*	L	10-17
10-16	San Francisco	51,438*	L	24-27
10-23	Los Angeles	68,690	L	13-24
10-30	San Francisco	47,431	L	21-36
11-5	Baltimore	53,874*	W	24-14
11-13	Pittsburgh	34,441	W	31-28
11-20	Chicago	53,610*	L	14-24
11-24	Green Bay	51,685*	W	24-10
12-4	Chicago	39,388	L	20-21
12-11	New York	45,929*	L	19-24

TEAM STATISTICS

	Detroit	(Avg.)	Opp.	(Avg.)
TOTAL YARDS	3887	323.9	4015	334.6
RUSHING YARDS	1477	123.1		
PASSING YARDS	2410	200.8		
POINTS SCORED	230	19.2	275	22.9

HONOR ROLL

MVP	Joe Schmidt
PRO BOWL	Jack Christiansen, (DB), Lou Creekmur (T), Jim David (DB), Joe Schmidt (LB), Doak Walker (RB)

LION LEADERS

RUSHING	Lew Carpenter - 137 att. - 543 yards - 6 TD's
PASSING	Bobby Layne - 270 att. - 143 comp. - 1830 yards - 11 TD's - 17 INT's
RECEIVING	Dave Middleton - 44 rec. - 663 yards - 3 TD's
SCORING	Doak Walker - 96 points (7 TD's, 9 FG's, 27 PAT's)
PUNT RET	Lee Riley - 14 ret. - 107 yards - 7.6 avg.
KO RET	Dave Middleton - 11 ret. - 188 yards - 17.1 avg.
PUNTING	Jug Girard - 56 punts - 2313 yards - 41.3 avg.
INT's	Jack Christiansen, Jim David and Bill Stitts - 3 each



In 1955, Dave Middleton became the first Lion to lead the club in both receiving (44 receptions) and kickoff returns (11 returns for 188 yards) in the same year.

1955 NFL STANDINGS

Western Division

	W	L	T	Pct.
Los Angeles	8	3	1	.727
Chicago Bears	8	4	0	.667
Green Bay	6	6	0	.500
Baltimore	5	6	1	.455
San Francisco	4	8	0	.333
DETROIT	3	9	0	.250

Eastern Division

	W	L	T	Pct.
Cleveland	9	2	1	.816
Washington	8	4	0	.667
New York	6	5	1	.545
Philadelphia	4	7	1	.364
Chicago Cardinals	4	7	1	.364
Pittsburgh	4	2	0	.333

Cleveland defeated Los Angeles, 36-14, for World Championship.

IN 1955: Lt. John Conroy makes the first same-day transcontinental round trip, flying from L.A. to New York - and back - in 11 hours, 33 minutes.

1956

USUAL STARTING LINE UP

OFFENSE			DEFENSE		
LE	87	Dome Dibble	LE	78	Darris McCord
LT	76	Lou Creekmur	LT	70	Ray Krouse
LG	66	Harley Sewell	RT	74	Bob Miller
C	50	Charley Ane	RE	72	Gil Mains
RG	60	Jim Salisbury	LLB	85	Sonny Gandee
RT	75	Oliver Spencer	MLB	56	Joe Schmidt
RE	84	Dave Middleton	RLB	86	Bob Long
QB	22	Bobby Layne	LH	25	Jim David
LH	83	Jim Doran	RH	21	Carl Karilivacz
RH	82	Leon Hart	LS	24	Jack Christiansen
	40	Howard Cassidy	RS	28	Yale Lary
FB	26	Gene Gedman			

1956 RESULTS (9-3-0) 2ND

Raymond "Buddy" Parker, Coach

Date	Opponent	Crowd	W-L-T	Score
9-30	Green Bay	24,668	W	20-16
10-6	Baltimore	42,622	W	31-14
10-14	Los Angeles	56,281*	W	24-21
10-21	San Francisco	55,662*	W	20-17
10-28	Los Angeles	76,758	W	16-7
11-4	San Francisco	46,708	W	17-13
11-11	Washington	28,003	L	17-18
11-18	Baltimore	55,788*	W	27-3
11-22	Green Bay	54,087*	L	20-24
12-2	Chicago	57,024*	W	42-10
12-9	Pittsburgh	52,124*	W	45-7
12-16	Chicago	49,086	L	21-38

TEAM STATISTICS

	Detroit	(Avg.)	Opp.	(Avg.)
TOTAL YARDS	4206	350.5	3408	284.0
RUSHING YARDS	2011	167.6		
PASSING YARDS	2195	182.9		
POINTS SCORED	300	25.0	188	15.7

HONOR ROLL

MVP Bobby Layne
 PRO BOWL Charley Ane (T), Jack Christiansen, (DB), Lou Creekmur (T), Jim David (DB), Yale Lary (DB), Bobby Layne (QB), Joe Schmidt (LB)

LION LEADERS

RUSHING Gene Gedman - 135 att. - 479 yards - 7 TD's
 PASSING Bobby Layne - 244 att. - 129 comp. - 1909 yards - 9 TD's - 17 INT's
 RECEIVING Dave Middleton - 39 rec. - 606 yards - 5 TD's
 SCORING Bobby Layne - 99 points (5 TD's, 12 FG's, 33 PAT's)
 PUNT RET Howard Cassidy - 13 ret. - 83 yards - 6.4 avg.
 KO RET Howard Cassidy - 16 ret. - 382 yards - 23.9 avg.
 PUNTING Yale Lary - 42 punts - 1697 yards - 40.4 avg.
 INT's Yale Lary - 8 INT's - 182 yards - 1 TD



Howard Cassidy was the team leader in both kickoff and punt returns in 1956.

1956 NFL STANDINGS

Western Division

	W	L	T	Pct.
Chicago Bears	9	2	1	.618
DETROIT	9	3	0	.750
San Francisco	5	6	1	.455
Baltimore	5	7	0	.417
Green Bay	4	8	0	.333
Los Angeles	4	8	0	.333

Eastern Division

	W	L	T	Pct.
New York	8	3	1	.727
Chicago Cardinals	7	5	0	.563
Washington	6	6	0	.500
Cleveland	5	7	0	.417
Pittsburgh	5	7	0	.417
Philadelphia	3	8	1	.273

New York Giants defeated Chicago Bears, 47-7, for World Championship.

IN 1956: President Dwight D. Eisenhower wins re-election over Adlai Stevenson.

1 9 5 7

USUAL STARTING LINE UP

OFFENSE		DEFENSE	
LE 83	Jim Doran	LE 79	Gerald Perry
LT 76	Lou Creekmur	LT 78	Darris McCord
LG 66	Harley Sewell	RT 72	Gil Mains
C 52	Frank Gatski	RE 85	Gene Cronin
RG 75	John Gordy	LLB 47	Jim Martin
RT 50	Charley Ane	MLB 56	Joe Schmidt
RE 88	Steve Junker	RLB 57	Roger Zatkoff
QB 22	Bobby Layne	LH 25	Jim David
LH 26	Gene Gedman	RH 41	Terry Barr
RH 40	Howard Cassady	LS 24	Jack Christiansen
FB 35	John H. Johnson	RS 28	Yale Lary

1957 RESULTS (8-4-0) 1st

George W. Wilson, Coach

Date	Opponent	Crowd	W-L-T	Score
9-29	Baltimore	40,112	L	14-34
10-6	Green Bay	32,132	W	24-14
10-13	Los Angeles	55,914*	W	10-7
10-20	Baltimore	55,764*	W	31-27
10-27	Los Angeles	77,314	L	17-35
11-3	San Francisco	59,702	L	31-35
11-10	Philadelphia	29,302	W	27-16
11-17	San Francisco	56,915*	W	31-10
11-24	Chicago	55,769*	L	7-27
11-28	Green Bay	54,301*	W	18-6
12-8	Cleveland	55,814*	W	20-7
12-15	Chicago	41,088	W	21-13

Playoff

12-22	San Francisco	60,118	W	31-27
-------	---------------	--------	---	-------

World Championship

12-29	Cleveland	55,263*	W	59-14
-------	-----------	---------	---	-------

TEAM STATISTICS

	Detroit	(Avg.)	Opp.	(Avg.)
TOTAL YARDS	3840	320.0	3365	280.4
RUSHING YARDS	1811	150.9		
PASSING YARDS	2029	169.1		
POINTS SCORED	251	20.9	231	19.3

HONOR ROLL

MVP Joe Schmidt
 PRO BOWL Jack Christiansen, (DB), Lou Creekmur (T), Jim David (DB), Yale Lary (DB), Darris McCord (T), Joe Schmidt (LB), Harley Sewell (G)

LION LEADERS

RUSHING John Henry Johnson - 129 att. - 621 yards - 5 TD's
 PASSING Bobby Layne - 179 att. - 87 comp. - 1169 yards - 6 TD's - 10 INT's
 RECEIVING Jim Doran - 33 rec. - 624 yards - 5 TD's
 SCORING Bobby Layne - 43 points (6 FG's, 25 PAT's)
 PUNT RET Yale Lary - 25 ret. - 139 yards - 5.6 avg.
 KO RET Howard Cassady - 10 ret. - 232 yards - 23.2 avg.
 PUNTING Yale Lary - 54 punts - 2155 yards - 39.9 avg.
 INT's Jack Christiansen - 10 INT's - 137 yards - 1 TD



Darris McCord earned the lone Pro Bowl trip of his career following the 1957 campaign.

1957 NFL STANDINGS

Western Division

	W	L	T	Pct.
DETROIT*	8	4	0	.667
San Francisco	8	4	0	.667
Baltimore	7	5	0	.563
Los Angeles	6	6	0	.500
Chicago Bears	5	7	0	.417
Green Bay	3	9	0	.250

Eastern Division

	W	L	T	Pct.
Cleveland	9	2	1	.816
New York	7	5	0	.583
Pittsburgh	6	6	0	.500
Washington	5	6	1	.455
Philadelphia	4	8	0	.333
Chicago Cardinals	3	9	0	.250

*DETROIT defeated San Francisco, 31-27, in divisional playoff.
 DETROIT defeated Cleveland, 59-14, for World Championship.

IN 1957: President Eisenhower sends troops to Little Rock, Arkansas, to quell mob and protect school integration.

1 9 5 8

USUAL STARTING LINE UP

OFFENSE		DEFENSE	
LE 83	Jim Doran	LE 78	Darris McCord
LT 76	Lou Creekmur	LT 71	Alex Karras
LG 66	Harley Sewell	RT 72	Gil Mains
C 50	Charley Ane	RE 85	Gene Cronin
RG 67	Stan Campbell	LLB 86	Bob Long
RT 73	Ken Russell	MLB 56	Joe Schmidt
RE 84	Dave Middleton	RLB 57	Roger Zatkoff
QB 18	Tobin Rote	LH 25	Jim David
LH 34	Ken Webb	RH 41	Terry Barr
RH 40	Howard Cassady	LS 43	Gary Lowe
FB 35	John H. Johnson	RS 28	Yale Lary

1958 RESULTS (4-7-1) 5th

George W. Wilson, Coach

Date	Opponent	Crowd	W-L-T	Score
9-28	Baltimore	48,377	L	15-28
10-5	Green Bay	32,035	T	13-13
10-12	Los Angeles	55,648*	L	28-42
10-19	Baltimore	55,190*	L	14-40
10-26	Los Angeles	81,703	W	41-24
11-2	San Francisco	59,213	L	21-24
11-9	Cleveland	75,363	W	30-10
11-16	San Francisco	54,523*	W	35-21
11-23	Chicago	55,280*	L	7-20
11-27	Green Bay	50,971*	W	24-14
12-7	New York	50,115*	L	17-19
12-14	Chicago	38,346	L	16-21

TEAM STATISTICS

	Detroit	(Avg.)	Opp.	(Avg.)
TOTAL YARDS	3239	269.9	3837	319.8
RUSHING YARDS	1360	113.3		
PASSING YARDS	1869	155.8		
POINTS SCORED	261	21.8	276	23.0

HONOR ROLL

MVP Joe Schmidt
PRO BOWL Charley Ane (C), Jim David (DB), Yale Lary (DB), Joe Schmidt (LB), Harley Sewell (G)

LION LEADERS

RUSHING Tobin Rote - 77 att. - 351 yards - 3 TD's
PASSING Tobin Rote - 257 att. - 118 comp. - 1678 yards - 14 TD's - 10 INT's
RECEIVING Dave Middleton - 29 rec. - 506 yards - 3 TD's
SCORING Jim Martin - 49 points (7 FG's, 28 PAT's)
PUNT RET Yale Lary - 27 punts - 196 yards - 7.3 avg. - 1 TD
KO RET Ken Webb - 7 ret. - 154 yards - 22.0 avg.
PUNTING Yale Lary - 59 punts - 2525 yards - 42.8 avg.
INT's Joe Schmidt - 6 INT's - 69 yards



Starting in 1958, Jim Martin led the Lions in scoring in three of the next four seasons.

1958 NFL STANDINGS

Western Division					Eastern Division				
	W	L	T	Pct.		W	L	T	Pct.
Baltimore	9	3	0	.750	Cleveland	9	3	0	.750
Chicago Bears	8	4	0	.667	New York	9	3	0	.750
Los Angeles	8	4	0	.667	Pittsburgh	7	4	1	.636
San Francisco	6	6	0	.500	Washington	4	7	1	.364
DETROIT	4	7	1	.364	Chicago Cardinals	2	9	1	.162
Green Bay	1	10	1	.091	Philadelphia	2	9	1	.162

*New York Giants defeated Cleveland, 10-0, in divisional playoff.
 Baltimore defeated New York, 23-17, for World Championship. (Sudden Death 8:15)

IN 1958: Army's Jupiter-C rocket fires first U.S. earth satellite, Explorer I, into orbit.

1 9 5 9

USUAL STARTING LINE UP

OFFENSE		DEFENSE	
LE 84	Dave Middleton	LE 78	Darris McCord
LT 76	Lou Creekmur	LT 71	Alex Karras
LG 66	Harley Sewell	RT 72	Gil Mains
C 50	Charley Ane	RE 53	Bill Glass
RG 75	John Gordy	LLB 86	Bob Long
RT 73	Ollie Spencer	MLB 56	Joe Schmidt
RE 80	Jim Gibbons	RLB 47	Jim Martin
QB 14	Earl Morrall	LH 25	Jim David
LH 41	Terry Barr	RH 28	Yale Lary
RH 40	Howard Cassady	LS 43	Gary Lowe
FB 35	John H. Johnson	RS 23	Dave Whitsett

1959 RESULTS (3-8-1) 5th

George W. Wilson, Coach

Date	Opponent	Crowd	W-L-T	Score
9-27	Baltimore	55,588	L	9-21
10-4	Green Bay	32,150	L	10-28
10-11	Baltimore	54,197*	L	24-31
10-18	San Francisco	52,585*	L	13-34
10-25	Los Angeles	74,288	W	17-7
11-1	San Francisco	59,064	L	7-33
11-8	Pittsburgh	24,614	T	10-10
11-15	Los Angeles	52,217*	W	23-17
11-22	Chicago	54,059*	L	14-24
11-26	Green Bay	49,221*	L	17-24
12-6	Cardinals	45,811*	W	45-21
12-13	Chicago	40,890	L	14-25

TEAM STATISTICS

	Detroit	(Avg.)	Opp.	(Avg.)
TOTAL YARDS	3456	288.0	3656	304.7
RUSHING YARDS	1792	149.3		
PASSING YARDS	2131	177.6		
POINTS SCORED	203	16.9	275	22.9

HONOR ROLL

MVP Jim Martin
 PRO BOWL Jim David (DB), Yale Lary (DB), Joe Schmidt (LB), Harley Sewell (G)

LION LEADERS

RUSHING Nick Pietrosante - 76 att. - 447 yards - 3 TD's
 PASSING Earl Morrall - 137 att. - 65 comp. - 1102 yards - 5 TD's - 6 INT's
 RECEIVING Jim Gibbons - 31 rec. - 431 yards - 1 TD
 SCORING Howard Cassady - 30 points (5 TD's)
 PUNT RET Terry Barr - 16 ret. - 102 yards - 6.4 avg.
 KO RET Ken Webb - 16 ret. - 352 yards - 22.0 avg.
 PUNTING Yale Lary - 45 punts - 2118 yards - 47.1 avg.
 INT's Gary Lowe - 5 INT's - 130 yards



In the first of two consecutive years, Jim Gibbons was the Lions' team leader in receptions in 1959 with 31 catches for 431 yards.

1959 NFL STANDINGS

Western Division

	W	L	T	Pct.
Baltimore	9	3	0	.750
Chicago Bears	8	4	0	.667
Green Bay	7	5	0	.583
San Francisco	7	5	0	.563
DETROIT	3	8	1	.213
Los Angeles	2	10	0	.167

Eastern Division

	W	L	T	Pct.
New York	10	2	0	.833
Cleveland	7	5	0	.563
Philadelphia	7	5	0	.583
Pittsburgh	6	5	1	.545
Washington	3	9	0	.250
Chicago Cardinals	2	10	0	.167

Baltimore defeated New York, 31-16, for World Championship.

IN 1959: St. Lawrence Seaway opens, allowing ocean ships to reach the Midwest from the Atlantic Ocean.

1960

USUAL STARTING LINE UP

OFFENSE

LE 89	Gail Cogdill
LT 73	Oliver Spencer
LG 66	Harley Sewell
C 50	Bob Scholtz
RG 75	John Gordy
RT 70	Willie McClung
RE 80	Jim Gibbons
OB 15	Jim Ninowski
LH 45	Dan Lewis
RH 40	Howard Cassady
FB 33	Nick Pietrosante

DEFENSE

LE 78	Darris McCord
LT 71	Alex Karras
RT 76	Roger Brown
RE 53	Bill Glass
LLB 57	C. Brettschneider
MLB 56	Joe Schmidt
RLB 55	Wayne Walker
LH 81	Dick Lane
RH 24	Dick LeBeau
LS 43	Gary Lowe
RS 28	Yale Lary

1960 RESULTS (7-5-0) 2nd

George W. Wilson, Coach

Date	Opponent	Crowd	W-L-T	Score
10-2	Green Bay	32,150	L	9-28
10-9	San Francisco	49,825*	L	10-14
10-16	Philadelphia	38,065	L	10-28
10-23	Baltimore	53,854*	W	30-17
10-30	Los Angeles	53,295	L	35-48
11-6	San Francisco	48,447	W	20-0
11-13	Los Angeles	54,019*	W	12-10
11-20	Chicago	46,267	L	7-28
11-24	Green Bay	54,123*	W	23-10
12-4	Baltimore	57,808	W	20-15
12-11	Dallas	43,272*	W	23-14
12-18	Chicago	51,017*	W	36-0

Runner-Up

1-7	Cleveland	34,981	W	17-16
-----	-----------	--------	---	-------

TEAM STATISTICS

	Detroit	(Avg.)	Opp.	(Avg.)
TOTAL YARDS	3392	282.7	3397	283.0
RUSHING YARDS	1714	142.8	1348	112.3
PASSING YARDS	1678	139.8	2049	170.8
POINTS SCORED	235	19.6	212	17.7

HONOR ROLL

MVP	Nick Pietrosante
PRO BOWL	Gail Cogdill (E), Jim Gibbons (E), Alex Karras (T), Dick Lane (DB), Yale Lary (DB), Nick Pietrosante (RB), Joe Schmidt (LB)

LION LEADERS

RUSHING	Nick Pietrosante - 161 att. - 872 yards - 8 TD's
PASSING	Jim Ninowski - 283 att. - 134 comp. - 1599 yards - 2 TD's - 18 INT's
RECEIVING	Jim Gibbons - 51 rec. - 604 yds - 2 TD's
SCORING	Jim Martin - 65 points (13 FG's, 26 PAT's)
PUNT RET	Terry Barr - 14 ret. - 104 yards - 7.4 avg.
KO RET	Jim Steffen - 8 ret. - 225 yards - 28.1 avg.
PUNTING	Yale Lary - 64 punts - 2802 yards - 43.8 avg.
INT's	Dick Lane - 5 INT's 102 yards - 1 TD



In 1960, RB Nick Pietrosante led the squad with a career-high 872 yards on 161 carries.

1960 NFL STANDINGS

Western Division

	W	L	T	Pct.
Green Bay	8	4	0	.667
DETROIT	7	5	0	.583
San Francisco	7	5	0	.583
Baltimore	6	6	0	.500
Chicago	5	6	1	.454
Los Angeles	4	7	1	.363
Dallas	0	11	1	.000

Eastern Division

	W	L	T	Pct.
Philadelphia	10	2	0	.633
Cleveland	8	3	1	.727
New York	6	4	2	.600
St. Louis	6	5	1	.545
Pittsburgh	5	6	1	.454
Washington	1	9	2	.100

Philadelphia defeated Green Bay, 17-13, for World Championship.

IN 1960: With a plurality of only 118,574 votes, John F. Kennedy edges Richard Nixon in presidential election.

1961

USUAL STARTING LINE UP

OFFENSE

LE 89 Gail Cogdill
 LT 79 John Gonzaga
 LG 66 Harley Sewell
 C 50 Bob Scholtz
 RG 75 John Gordy
 RT 77 Dan LaRose
 RE 80 Jim Gibbons
 QB 14 Earl Morrall
 LH 45 Dan Lewis
 RH 41 Terry Barr
 FB 33 Nick Pietrosante

DEFENSE

LE 78 Darris McCord
 LT 71 Alex Karras
 RT 76 Roger Brown
 RE 53 Bill Glass
 LLB 57 Carl Brettschneider
 MLB 56 Joe Schmidt
 RLB 55 Wayne Walker
 LH 81 Dick Lane
 RH 21 Bruce Maher
 LS 43 Gary Lowe
 RS 28 Yale Lary

1961 RESULTS (8-5-1) 2nd

Date	Opponent	Crowd	W-L-T	Score
George W. Wilson, Coach				
9-17	Green Bay (M)	44,307	W	17-13
9-24	Baltimore	54,259	W	16-15
10-1	San Francisco	53,155*	L	0-49
10-8	Chicago	50,521*	L	17-31
10-15	Los Angeles	45,873*	W	14-13
10-22	Baltimore	53,016*	L	14-17
10-29	Los Angeles	49,123	W	28-10
11-5	San Francisco	56,878	T	20-20
11-12	St. Louis	20,320	W	45-14
11-19	Minnesota	32,296	W	37-10
11-23	Green Bay	55,662*	L	9-17
12-3	Chicago	47,394	W	16-15
12-10	Minnesota	42,655*	W	13-7
12-17	Philadelphia	44,231*	L	24-27
Runner-Up				
1-6	Philadelphia	25,612	W	38-10



Gail Cogdill led the Lions in receptions for the first of two consecutive campaigns in 1961, reeling in 45 balls for 956 yards and six touchdowns.

TEAM STATISTICS

	Detroit	(Avg.)	Opp.	(Avg.)
TOTAL YARDS	4412	315.1	3938	281.3
RUSHING YARDS	1868	133.4	1520	108.6
PASSING YARDS	2544	181.7	2418	172.7
POINTS SCORED	270	19.3	258	18.4

HONOR ROLL

MVP Joe Schmidt
 PRO BOWL Jim Gibbons (E), Alex Karras (T), Dick Lane (DB), Yale Lary (DB), Jim Martin (G), Nick Pietrosante (RB), Joe Schmidt (LB)

LION LEADERS

RUSHING Nick Pietrosante - 201 att. - 841 yards - 5 TD's
 PASSING Jim Ninowski - 247 att. - 117 comp. - 1921 yards - 7 TD's - 18 INT's
 RECEIVING Gail Cogdill - 45 rec. - 956 yards - 6 TD's
 SCORING Jim Martin - 70 points (15 FG's, 25 PAT's)
 PUNTING Howard Cassady - 16 ret. - 159 yards - 9.9 avg.
 KO RET Pat Studstill - 16 ret. - 448 yards - 28.1 avg. - 1 TD
 PUNTING Yale Lary - 52 punts - 2517 yards - 48.4 avg.
 INT's Dick Lane and Yale Lary - 6 INT's each

1961 NFL STANDINGS

Western Division

	W	L	T	Pct.
Green Bay	11	3	0	.766
DETROIT	8	5	1	.615
Baltimore	8	6	0	.571
Chicago	8	6	0	.571
San Francisco	7	6	1	.536
Los Angeles	4	10	0	.286
Minnesota	3	11	0	.214

Eastern Division

	W	L	T	Pct.
New York	10	3	1	.769
Philadelphia	10	4	0	.714
Cleveland	8	5	1	.615
St. Louis	7	7	0	.500
Pittsburgh	6	8	0	.429
Dallas	4	9	1	.308
Washington	1	12	1	.077

Green Bay defeated New York, 37-0, for World Championship.

IN 1961: East Germans erect Berlin Wall to halt flood of refugees.

1 9 6 2

USUAL STARTING LINE UP

OFFENSE

LE 89	Gail Cogdill
LT 79	John Gonzaga
LG 66	Harley Sewell
C 71	Bob Whitlow
RG 75	John Gordy
RT 77	Dan LaRose
RE 80	Jim Gibbons
QB 16	Milt Plum
LH 45	Dan Lewis
RT 25	Pat Studstill
FB 33	Nick Pietrosante

DEFENSE

LE 78	Darris McCord
LT 71	Alex Karras
RT 76	Roger Brown
RE 88	Sam Williams
LLB 57	Carl Brettschneider
MLB 56	Joe Schmidt
RLB 55	Wayne Walker
LH 81	Dick Lane
RH 44	Dick LeBeau
LS 43	Gary Lowe
RS 28	Yale Lary

1962 RESULTS (11-3-0) 2nd

George W. Wilson, Coach

Date	Opponent	Crowd	W-L-T	Score
9-16	Pittsburgh	46,641*	W	45-7
9-23	San Francisco	51,032*	W	45-24
9-30	Baltimore	57,966	W	29-20
10-7	Green Bay	38,669	L	7-9
10-14	Los Angeles	53,714*	W	13-10
10-21	New York	62,856	L	14-17
10-28	Chicago	53,342*	W	11-3
11-4	Los Angeles	44,241	W	12-3
11-11	San Francisco	43,449	W	38-24
11-22	Green Bay	57,598*	W	26-14
11-18	Minnesota	31,257	W	17-6
12-2	Baltimore	53,012*	W	21-14
12-9	Minnesota	42,256*	W	37-23
12-16	Chicago	44,948	L	0-3

Runner-Up

1-6	Pittsburgh	36,284	W	17-10
-----	------------	--------	---	-------

TEAM STATISTICS

	Detroit	(Avg.)	Opp.	(Avg.)
TOTAL YARDS	4503	321.6	3217	229.8
RUSHING YARDS	1922	137.3	1231	87.9
PASSING YARDS	2581	184.4	1986	141.9
POINTS SCORED	315	22.5	177	12.6

HONOR ROLL

MVP Gail Cogdill
PRO BOWL Roger Brown (T), Gail Cogdill (E), Alex Karras (T), Dick Lane (DB), Yale Lary (DB), Joe Schmidt (LB), Harley Sewell (G)

LION LEADERS

RUSHING Dan Lewis - 120 att. - 488 yards - 6 TD's
PASSING Milt Plum - 325 att. - 179 comp. - 2378 yards - 15 TD's - 20 INT's
RECEIVING Gail Cogdill - 53 rec. - 991 yards - 7 TD's
SCORING Wayne Walker - 64 points (9 FG's, 37 PAT's)
PUNT RET Pat Studstill - 29 ret. - 457 yards - 15.8 avg.
KO RET Tommy Watkins - 17 ret. - 452 yards - 26.6 avg.
PUNTING Yale Lary - 52 punts - 2402 yards - 45.3 avg.
INT's Yale Lary - 8 INT's - 51 yards



LB Joe Schmidt made the last of his nine consecutive trips to the Pro Bowl following the 1962 season.

1962 NFL STANDINGS

Western Division

	W	L	T	Pct.
Green Bay	13	1	0	.929
DETROIT	11	3	0	.786
Chicago	9	5	0	.643
Baltimore	7	7	0	.500
San Francisco	6	8	0	.429
Minnesota	2	11	1	.154
Los Angeles	1	12	1	.077

Eastern Division

	W	L	T	Pct.
New York	12	2	0	.857
Pittsburgh	9	5	0	.643
Cleveland	7	6	1	.536
Washington	5	7	2	.417
Dallas	5	8	1	.365
St. Louis	4	9	1	.306
Philadelphia	3	10	1	.231

Green Bay defeated New York, 16-7, for World Championship.

IN 1962: Lt. Col. John Glenn becomes first American to orbit the Earth.

1963

USUAL STARTING LINE UP

OFFENSE

LE	89	Gail Cogdill
LT	70	Daryl Sanders
LG	79	John Gonzaga
C	51	Bob Whitlow
RG	75	John Gordy
RT	61	Lucien Freeberg
RE	80	Jim Gibbons
QB	14	Earl Morrall
LH	23	Tommy Watkins
RH	41	Terry Barr
FB	45	Dan Lewis

DEFENSE

LE	78	Darris McCord
LT	72	Floyd Peters
RT	76	Roger Brown
RE	88	Sam Williams
LLB	54	Max Messner
MLB	53	Dennis Gaubatz
RLB	55	Wayne Walker
LH	81	Dick Lane
RH	44	Dick LeBeau
LS	21	Bruce Maher
RS	86	Tom Hall

1963 RESULTS (5-8-1) 4th

George W. Wilson, Coach

Date	Opponent	Crowd	W-L-T	Score
9-14	Los Angeles	49,342	W	23-2
9-22	Green Bay (M)	45,912	L	10-31
9-29	Chicago	55,400*	L	21-37
10-6	San Francisco	44,088*	W	26-3
10-13	Dallas	27,264	L	14-17
10-20	Baltimore	51,901*	L	21-25
10-27	Minnesota	44,509*	W	28-10
11-3	San Francisco	33,511	W	45-7
11-10	Baltimore	59,758	L	21-24
11-17	Los Angeles	44,951*	L	21-28
11-24	Minnesota	28,763	L	31-34
11-28	Green Bay	54,016*	T	13-13
12-8	Cleveland	51,382*	W	38-10
12-15	Chicago	45,317	L	14-24

TEAM STATISTICS

	Detroit	(Avg.)	Opp.	(Avg.)
TOTAL YARDS	4324	308.9	3761	268.6
RUSHING YARDS	1601	114.4	1564	111.7
PASSING YARDS	2723	194.5	2197	156.9
POINTS SCORED	326	23.3	265	18.9

HONOR ROLL

MVP	Earl Morrall
PRO BOWL	Terry Barr (E), Roger Brown (T), Gail Cogdill (E), John Gordy (G), Wayne Walker (LB)

LION LEADERS

RUSHING	Dan Lewis - 133 att. - 528 yards - 2 TD's
PASSING	Earl Morrall - 328 att. - 174 comp. - 2621 yards - 24 TD's - 14 INT's
RECEIVING	Terry Barr - 66 rec. - 1086 yards - 13 TD's
SCORING	Terry Barr - 78 points (13 TD's)
PUNT RET	Tommy Watkins - 32 ret. - 399 yards - 12.5 avg. - 1 TD
KO RET	Tommy Watkins - 21 ret. - 447 yards - 21.3 avg.
PUNTING	Yale Lary - 35 punts - 1713 yards - 48.9 avg.
INT's	Dick LeBeau and Dick Lane - 5 INT's each



Terry Barr exploded in 1963 with then-team-records for both receptions (66) and receiving yards (1,086) in a single-season. Barr also caught 13 touchdowns passes in '63.

1963 NFL STANDINGS

Western Division

	W	L	T	Pct.
Chicago	11	1	2	.917
Green Bay	11	2	1	.846
Baltimore	8	6	0	.571
DETROIT	5	8	1	.385
Minnesota	5	8	1	.385
Los Angeles	5	9	0	.357
San Francisco	2	12	0	.143

Eastern Division

	W	L	T	Pct.
New York	11	3	0	.766
Cleveland	10	4	0	.714
St. Louis	9	5	0	.643
Pittsburgh	7	4	3	.636
Dallas	4	10	0	.286
Washington	3	11	0	.214
Philadelphia	2	10	2	.167

Chicago defeated New York, 14-10, for World Championship.

IN 1963: President John F. Kennedy shot and killed by sniper in Dallas; Lyndon B. Johnson takes oath of office.

1 9 6 4

USUAL STARTING LINE UP

OFFENSE

E	89	Gail Cogdill
LT	70	Daryl Sanders
LG	79	John Gonzaga
C	51	Bob Whitlow
RG	75	John Gordy
RT	72	J.D. Smith
E	80	Jim Gibbons
QB	16	Milt Plum
LH	23	Tom Watkins
RH	41	Terry Barr
FB	33	Nick Pietrosante

DEFENSE

LE	78	Darris McCord
LT	71	Alex Karras
RT	76	Roger Brown
RE	88	Sam Williams
LLB	59	Ernie Clark
MLB	53	Dennis Gowbatz
RLB	55	Wayne Walker
DB	27	Bobby Thompson
DB	44	Dick LeBeau
DB	21	Bruce Maher
DB	28	Yale Lary

1964 RESULTS (7-5-2) 4th

George W. Wilson, Coach

Date	Opponent	Crowd	W-L-T	Score
9-13	San Francisco	33,204	W	26-17
9-19	Los Angeles	52,001	T	17-17
9-28	Green Bay	59,203*	L	10-14
10-4	New York	54,836*	W	26-3
10-11	Minnesota	40,840	W	24-20
10-18	Chicago	47,567	W	10-0
10-25	Baltimore	57,814*	L	0-34
11-1	Los Angeles	52,064*	W	37-17
11-8	Green Bay	42,327	L	7-30
11-15	Cleveland	83,064	L	21-37
11-22	Minnesota	48,291*	T	23-23
11-26	Chicago	52,231*	L	24-27
12-6	Baltimore	60,213	W	31-14
12-13	San Francisco	41,854*	W	24-7

TEAM STATISTICS

	Detroit	(Avg.)	Opp.	(Avg.)
TOTAL YARDS	3972	283.7	4062	290.1
RUSHING YARDS	1414	101.0	1638	117.0
PASSING YARDS	2558	182.7	2424	173.1
POINTS SCORED	280	20.0	260	18.6

HONOR ROLL

MVP Jim Gibbons
PRO BOWL Terry Barr (E), Roger Brown (T), Jim Gibbons (E), John Gordy (T), Yale Lary (DB), Dick LeBeau (DB), Wayne Walker (DB)

LION LEADERS

RUSHING Nick Pietrosante - 147 att. - 536 yards - 4 TD's
PASSING Milt Plum - 287 att. - 154 comp. - 2241 yards - 18 TD's - 15 INT's
RECEIVING Terry Barr - 57 rec. - 1030 yards - 9 TD's
SCORING Wayne Walker - 74 points (14 FG's, 32 PAT's)
PUNT RET Tommy Watkins - 16 ret. - 238 yards - 14.9 yards - 2 TD's
KO RET Pat Studstill - 29 ret. - 708 yards - 24.4 avg.
PUNTING Yale Lary - 67 punts - 3102 yards - 46.3 avg.
INT's Yale Lary - 6 INT's - 101 yards



In addition to his ball-hawking defensive efforts, LB Wayne Walker led the Lions in scoring on three different occasions, with the second time coming in 1964 when he scored 74 points.

1964 NFL STANDINGS

Western Division

	W	L	T	Pct.
Baltimore	12	2	0	.657
Green Bay	8	5	1	.615
Minnesota	8	5	1	.615
DETROIT	7	5	2	.583
Los Angeles	5	7	2	.417
Chicago	5	9	0	.357
San Francisco	4	10	0	.286

Eastern Division

	W	L	T	Pct.
Cleveland	10	3	1	.769
St. Louis	9	3	2	.750
Philadelphia	6	8	0	.429
Washington	6	8	0	.429
Dallas	5	8	1	.365
Pittsburgh	5	9	0	.357
New York	2	10	2	.166

Cleveland defeated Baltimore, 27-0, for World Championship.

IN 1964: "My Fair Lady" takes Academy Awards for Best Picture, Director (George Cukor) and Actor (Rex Harrison).

1965

USUAL STARTING LINE UP

OFFENSE		DEFENSE	
LE 89	Gail Cogdill	LE 78	Darris McCord
LT 70	Daryl Sanders	LT 71	Alex Karras
LG 62	Ted Karras	RT 76	Roger Brown
C 54	Ed Flanagan	RE 88	Sam Williams
RG 75	John Gordy	LLB 59	Ernie Clark (4)
RT 73	Roger Shoals	67	Wally Hilgenberg (3)
RE 80	Jim Gibbons (7)	53	Mike Lucci (3)
83	Ron Kramer (7)	MLB 56	Joe Schmidt
QB 16	Milt Plum	RLB 55	Wayne Walker
HB 32	Joe Don Looney	LH 44	Dick LeBeau
FL 41	Terry Barr (7)	RH 27	Bobby Thompson
25	Pat Studstill (7)	LS 21	Bruce Maher
FB 33	Nick Pietrosante (6)	RS 47	Wayne Rasmussen

1965 RESULTS (6-7-1) 6th

Harry Gilmer, Coach

Date	Opponent	Crowd	W-L-T	Score
9-19	Los Angeles	46,941*	W	20-0
9-26	Minnesota	46,826	W	31-29
10-3	Washington	52,627*	W	14-10
10-10	Baltimore	60,238	L	7-31
10-17	Green Bay	56,712*	L	21-31
10-24	Chicago	45,658	L	10-38
10-31	Los Angeles	35,137	W	31-7
11-7	Green Bay	50,852	W	12-7
11-14	San Francisco	54,534*	L	21-27
11-21	Chicago	51,499*	L	10-17
11-25	Baltimore	55,036*	T	24-24
12-5	San Francisco	38,463	L	14-17
12-12	Minnesota	45,420*	L	7-29
12-19	Philadelphia	56,718	W	35-28

TEAM STATISTICS

	Detroit	(Avg.)	Opp.	(Avg.)
TOTAL YARDS	3303	235.9	3557	254.1
RUSHING YARDS	1469	104.9	1460	104.3
PASSING YARDS	1834	131.0	2097	149.8
POINTS SCORED	257	18.4	295	21.1



Rookie Ed Flanagan began his 10-year stint as the Lions' starting center in 1965.

HONOR ROLL

MVP Bruce Maher
 PRO BOWL Roger Brown (T), John Gordy (T), Alex Karras (T), Dick LeBeau (DB), Pat Studstill (E), Wayne Walker (LB)

LION LEADERS

RUSHING Amos Marsh - 131 att. - 405 yards - 6 TD's
 PASSING Milt Plum - 308 att. - 143 comp. - 1710 yards - 12 TD's - 19 INT's
 RECEIVING Pat Studstill - 28 rec. - 389 yards - 3 TD's
 SCORING Wayne Walker - 57 points (8 FG's, 33 PAT's)
 PUNT RET Tommy Watkins - 23 ret. - 234 yards - 10.2 avg.
 KO RET Tommy Watkins - 17 ret. - 584 yards - 34.3 avg.
 PUNTING Pat Studstill - 78 punts - 3335 yards - 42.8 avg.
 INT's Dick LeBeau - 7 INT's - 84 yards - 1 TD

1965 NFL STANDINGS

Western Division

	W	L	T	Pct.
Green Bay*	10	3	1	.769
Baltimore	10	3	1	.769
Chicago	9	5	0	.643
San Francisco	7	6	1	.536
Minnesota	7	7	0	.500
DETROIT	6	7	1	.462
Los Angeles	4	10	0	.286

Eastern Division

	W	L	T	Pct.
Cleveland	11	3	0	.766
Dallas	7	7	0	.500
New York	7	7	0	.500
Washington	6	8	0	.429
Philadelphia	5	9	0	.357
St. Louis	5	9	0	.357
Pittsburgh	2	12	0	.143

*Green Bay defeated Baltimore, 13-10, in divisional playoff (overtime).
 Green Bay defeated Cleveland, 23-12, for World Championship.

1966

USUAL STARTING LINE UP

OFFENSE

LE 89 Gail Cogdill
 LT 70 Daryl Sanders
 LG 66 Bob Kowalkowski
 C 54 Ed Flanagan
 RG 75 John Gordy
 RT 72 J.D. Smith
 RE 88 Ron Kramer
 QB 14 Karl Sweetan
 HB 31 Amos Marsh
 FL 25 Pat Studstill
 FB 35 Tom Nowatzke

DEFENSE

LE 78 Darris McCord
 LT 71 Alex Karras
 RT 76 Roger Brown
 RE 74 Larry Hand
 LLB 53 Mike Lucci
 MLB 59 Ernie Clark
 RLB 67 Wally Hilgenberg (6)
 55 Wayne Walker (5)
 LH 44 Dick LeBeau
 RH 43 Bobby Smith
 LS 21 Bruce Maher
 RS 27 Bobby Thompson

1966 RESULTS (4-9-1) 6th

Harry Gilmer, Coach

Date	Opponent	Crowd	W-L-T	Score
9-11	Chicago	52,225*	W	14-3
9-18	Pittsburgh	35,473	L	3-17
9-25	Atlanta	47,615*	W	28-10
10-2	Green Bay	50,861	L	14-23
10-9	Los Angeles	52,793*	L	7-14
10-16	Baltimore	60,238	L	14-45
10-23	San Francisco	36,745	L	24-27
10-30	Green Bay	56,954*	L	7-31
11-6	Chicago	47,041	T	10-10
11-13	Minnesota	43,939	W	32-31
11-20	Baltimore	52,383*	W	20-14
11-24	San Francisco	53,189*	L	14-41
12-4	Los Angeles	40,039	L	3-23
12-11	Minnesota	43,022*	L	16-28



In 1966, Pat Studstill eclipsed Terry Barr's franchise records for both receptions and receiving yards in a season by catching 67 passes for 1,266 yards.

TEAM STATISTICS

	Detroit	(Avg.)	Opp.	(Avg.)
TOTAL YARDS	3853	275.2	4414	315.3
RUSHING YARDS	1429	102.1	2006	143.3
PASSING YARDS	2424	173.1	2408	172.0
POINTS SCORED	206	14.7	317	22.6

HONOR ROLL

MVP Pat Studstill
 PRO BOWL Roger Brown (T), Dick LeBeau (DB), Pat Studstill (E)

LION LEADERS

RUSHING Tom Nowatzke - 151 att. - 512 yards - 6 TD's
 PASSING Karl Sweetan - 309 att. - 157 comp. - 1809 yards - 4 TD's - 14 INT's
 RECEIVING Pat Studstill - 67 rec. - 1266 yards - 5 TD's
 SCORING Garo Yepremian - 50 points (13 FG's, 11 PAT's)
 PUNT RET Tommy Vaughn - 18 ret. - 179 yards - 9.9 avg.
 KO RET Tommy Vaughn - 23 ret. - 595 yards - 25.9 avg.
 PUNTING Pat Studstill - 72 punts - 2956 yards - 41.1 avg.
 INT's Mike Lucci - 5 INT's - 118 yards - 1 TD

1966 NFL STANDINGS

Western Division

	W	L	T	Pct.
Green Bay	12	2	0	.857
Baltimore	9	5	0	.643
Los Angeles	8	6	0	.571
San Francisco	6	6	2	.500
Chicago	5	7	2	.417
DETROIT	4	9	1	.308
Minnesota	4	9	1	.308

Eastern Division

	W	L	T	Pct.
Dallas	10	3	1	.769
Cleveland	9	5	0	.643
Philadelphia	9	5	0	.643
St. Louis	8	5	1	.615
Washington	7	7	0	.500
Pittsburgh	5	8	1	.365
Atlanta	3	11	0	.214
New York	1	12	1	.017

Green Bay defeated Dallas, 34-27, for NFL Championship.
 Green Bay defeated Kansas City (AFL), 35-10, in Super Bowl I.

IN 1966: Wilt Chamberlain claims a record seventh consecutive NBA scoring title, averaging 33.5 points per game for Philadelphia.

1967

USUAL STARTING LINE UP

OFFENSE

LE	81	Bill Malinchak (6)
	89	Gail Codgill (6)
LT	52	Bill Cottrell
LG	63	Chuck Walton
C	54	Ed Flanagan
RG	75	John Gordy
RT	79	Charlie Bradshaw
RE	88	Ron Kramer (6)
	80	Jim Gibbons (6)
QB	14	Karl Sweetan (6)
	16	Milt Plum (6)
HB	31	Amos Marsh (6)
	23	Tom Watkins (6)
FB	24	Mel Farr
FL	25	Pat Studstill (5)
	87	John Henderson (4)

DEFENSE

LE	78	Darris McCord
LT	71	Alex Karras
RT	82	Jerry Rush
RE	74	Larry Hand
LLB	59	Ernie Clark
MLB	53	Mike Lucci
RLB	55	Wayne Walker (5)
	50	Paul Naumoff (6)
LH	20	Lem Barney
RH	44	Dick LeBeau
LS	21	Bruce Maher
RS	48	Tom Vaughn



Lem Barney kicked off his NFL career in fine fashion in 1967 by leading the NFL with 10 interceptions for 232 yards. Also during his rookie year, he became the only Lion ever to return three interceptions for a touchdown in the same season.

1967 RESULTS (5-7-2) 3rd

Joe Schmidt, Coach

Date	Opponent	Crowd	W-L-T	Score
9-17	Green Bay	50,861	T	17-17
9-24	Cleveland	57,383*	W	31-14
10-1	St. Louis	43,821	L	28-38
10-8	Green Bay	57,877*	L	17-27
10-15	Chicago	46,024	L	3-14
10-22	Atlanta	50,601*	W	24-3
10-29	San Francisco	37,990	W	45-3
11-5	Chicago	55,606*	L	13-27
11-12	Minnesota	40,032	T	10-10
11-19	Baltimore	60,238	L	7-14
11-23	Los Angeles	54,389*	L	7-31
12-3	Pittsburgh	47,713*	L	14-24
12-10	New York	63,011	W	30-7
12-17	Minnesota	44,874*	W	14-3

TEAM STATISTICS

	Detroit	(Avg.)	Opp.	(Avg.)
TOTAL YARDS	3538	252.7	3528	252.0
RUSHING YARDS	1907	136.2	1795	128.2
PASSING YARDS	1631	116.5	1733	123.8
POINTS SCORED	260	18.6	232	16.6

HONOR ROLL

MVP Mel Farr (Offense), Lem Barney (Defense)
 PRO BOWL Lem Barney (DB), Mel Farr (RB)

LION LEADERS

RUSHING	Mel Farr - 206 att. - 860 yards - 3 TD's
PASSING	Milt Plum - 172 att. - 86 comp. - 925 yards - 4 TD's - 8 INT's
RECEIVING	Mel Farr - 39 rec. - 317 yards - 3 TD's
SCORING	Mel Farr and Tom Nowatzke - 36 points each (6 TD's)
PUNT RET	Tommy Watkins - 15 ret. - 57 yards - 3.8 avg.
KO RET	Tommy Vaughn - 16 ret. - 446 yards - 27.9 avg.
PUNTING	Pat Studstill - 36 punts - 1602 yards - 44.5 INT's
INT's	Lem Barney - 10 INT's - 232 yards - 3 TD's

1967 NFL STANDINGS

WESTERN CONFERENCE

Central Division

	W	L	T	Pct.
Green Bay	9	4	1	.692
Chicago	7	6	1	.536
DETROIT	5	7	2	.417
Minnesota	3	8	3	.273

Coastal Division

Los Angeles	11	1	2	.917
Baltimore	11	1	2	.917
San Francisco	7	7	0	.500
Atlanta	1	12	1	.077

EASTERN CONFERENCE

Capital Division

	W	L	T	Pct.
Dallas	9	5	0	.643
Philadelphia	6	7	1	.462
Washington	5	6	3	.455
New Orleans	3	11	0	.214

Century Division

Cleveland	9	5	0	.643
New York	7	7	0	.500
St. Louis	6	7	1	.462
Pittsburgh	4	9	1	.306

Green Bay defeated Los Angeles, 26-7, for Western title. Dallas defeated Cleveland, 52-14, for Eastern title. Green Bay defeated Dallas, 21-17, for NFL Championship. Green Bay defeated Oakland (AFL), 33-14, in Super Bowl II.

IN 1967: The theme song from the Sidney Poitier film, "To Sir With Love", recorded by LuLu, was pop music's top-selling single, beating out The Monkees' "Daydream Believer".

1968

USUAL STARTING LINE UP

OFFENSE		DEFENSE	
E 25	Earl McCullouch	LE 78	John Baker
LT 73	Roger Shoals	LT 71	Alex Karras
LG 63	Chuck Walton	RT 82	Jerry Rush
C 54	Ed Flanagan	RE 84	Joe Robb
RG 68	Frank Gallagher	LLB 50	Paul Naumoff
RT 79	Charlie Bradshaw	MLB 53	Mike Lucci
TE 88	Charlie Sanders	RLB 55	Wayne Walker
QB 19	Bill Munson	LH 20	Lem Barney
FL 3	Bill Gambrell	RH 44	Dick LeBeau
RB 38	Bill Triplett	LS 28	Mike Weger
RB 24	Mel Farr (7)	RS 48	Tom Vaughn
	43 Dave Kopay (5)		



Mel Farr capped off his second NFL season by leading the Lions in rushing with 597 yards and was named the squad's Offensive MVP.

1968 RESULTS (4-8-2) 4th

Joe Schmidt, Coach

Date	Opponent	Crowd	W-L-T	Score
9-15	Dallas	61,382	L	13-59
9-22	Chicago	50,688*	W	42-0
9-29	Green Bay	50,861	W	23-17
10-6	Minnesota	44,289	L	10-24
10-13	Chicago	46,996	W	28-10
10-20	Green Bay	57,302*	T	14-14
10-27	San Francisco	53,555*	L	7-14
11-3	Los Angeles	77,982	L	7-10
11-10	Baltimore	55,170*	L	10-27
11-17	Minnesota	46,654*	L	6-18
11-24	New Orleans	46,152*	T	20-20
11-28	Philadelphia	47,909*	L	0-12
12-8	Atlanta	49,437	W	24-7
12-15	Washington	50,123	L	3-14

TEAM STATISTICS

	Detroit	(Avg.)	Opp.	(Avg.)
TOTAL YARDS	4022	287.3	3837	274.1
RUSHING YARDS	1702	121.6	1680	120.0
PASSING YARDS	2320	165.7	2157	154.1
POINTS SCORED	207	14.8	246	17.6

HONOR ROLL

MVP Mel Farr (Offense), Wayne Walker (Defense)
PRO BOWL Lem Barney (DB), Charlie Sanders (TE)

LION LEADERS

RUSHING Mel Farr - 128 att. - 597 yards - 3 TD's
PASSING Bill Munson - 329 att. - 181 comp. - 2311 yards - 15 TD's - 8 INT's
RECEIVING Earl McCullouch - 40 rec. - 680 yards - 5 TD's
SCORING Mel Farr and Billy Gambrell - 42 points each (6 TD's)
PUNT RET Lem Barney - 13 ret. - 79 yards - 6.1 avg.
KO RET Lem Barney - 25 ret. - 670 yards - 26.8 avg. - 1 TD
PUNTING Jerry DePoyster - 71 punts - 2868 yards - 40.4 avg.
INT's Lem Barney - 7 INT's - 82 yards

1968 NFL STANDINGS

WESTERN CONFERENCE

Central Division

	W	L	T	Pct.
Minnesota	8	6	0	.571
Chicago	7	7	0	.500
Green Bay	6	7	1	.462
DETROIT	4	8	2	.333

Coastal Division

	W	L	T	Pct.
Baltimore	13	1	0	.929
Los Angeles	10	3	1	.769
San Francisco	2	12	0	.143
Atlanta	2	12	0	.143

EASTERN CONFERENCE

Capital Division

	W	L	T	Pct.
Dallas	12	2	0	.857
New York	7	7	0	.500
Washington	5	9	0	.357
Philadelphia	2	12	0	.143

Century Division

	W	L	T	Pct.
Cleveland	10	4	0	.714
St. Louis	9	4	1	.692
New Orleans	4	9	1	.306
Pittsburgh	2	11	1	.154

Baltimore defeated Minnesota, 24-14, for Western title. Cleveland defeated Dallas, 31-20, for Eastern title. Baltimore defeated Cleveland, 34-0, for NFL Championship. New York (AFL) defeated Baltimore, 16-7, in Super Bowl III.

IN 1968: Civil rights leader Dr. Martin Luther King Jr. is slain in Memphis.

1969

USUAL STARTING LINE UP

OFFENSE		DEFENSE	
WR 25	Earl McCullouch	LE 84	Joe Robb
LT 73	Roger Shoals	LT 71	Alex Karras
LG 63	Chuck Walton	RT 82	Jerry Rush
C 54	Ed Flanagan	RE 74	Larry Hand
RG 68	Frank Gallagher	LLB 50	Paul Naumoff
RT 76	Rockne Freitas	MLB 53	Mike Lucci
TE 88	Charlie Sanders	RLB 55	Wayne Walker
WR 49	Larry Walton	LCB 20	Lem Barney
QB 19	Bill Munson (7)	RCB 44	Dick LeBeau
11	Greg Landry (7)	LS 28	Mike Weger
RB 38	Wallace Triplett	RS 48	Tom Vaughn
RB 40	Nick Eddy (7)		
24	Mel Farr (5)		

1969 RESULTS (9-4-1) 2nd

Joe Schmidt, Coach

Date	Opponent	Crowd	W-L-T	Score
9-21	Pittsburgh	51,360	L	13-16
9-28	New York	54,358*	W	24-0
10-5	Cleveland	82,833	W	28-21
10-12	Green Bay	58,384*	L	17-28
10-19	Chicago	54,732*	W	13-7
10-26	Minnesota	47,900	L	10-24
11-2	San Francisco	35,100	W	26-14
11-9	Atlanta	53,242*	W	27-21
11-16	St. Louis	51,749*	W	20-0
11-23	Green Bay	50,861	W	16-10
11-27	Minnesota	57,906*	L	0-27
12-7	Baltimore	60,238	T	17-17
12-14	Los Angeles	53,256*	W	28-0
12-21	Chicago	41,879	W	20-8



TE Charlie Sanders led the Lions with 42 receptions for 656 yards in 1969 to help earn him the second of his seven career trips to the Pro Bowl.

TEAM STATISTICS

	Detroit	(Avg.)	Opp.	(Avg.)
TOTAL YARDS	3355	239.6	3084	220.3
RUSHING YARDS	1755	125.4	1223	87.4
PASSING YARDS	1600	114.3	1861	132.9
POINTS SCORED	259	18.5	193	13.8

HONOR ROLL

MVP Charlie Sanders (Offense), Mike Lucci (Defense)
PRO BOWL Lem Barney (DB), Ed Flanagan (C), Charlie Sanders (TE)

LION LEADERS

RUSHING Wallace Triplett - 111 att. - 377 yards - 3 TD's
PASSING Bill Munson - 166 att. - 84 comp. - 1062 yards - 7 TD's - 8 INT's
RECEIVING Charlie Sanders - 42 rec. - 656 yards - 3 TD's
SCORING Errol Mann - 101 points (25 FG's, 26 PAT's)
PUNT RET Lem Barney - 9 ret. - 191 yards - 21.2 avg. - 1 TD
KO RET Bobby Williams - 17 ret. - 563 yards - 33.1 avg. - 1 TD
PUNTING Lem Barney - 66 punts - 2249 yards - 34.1 avg.
INT's Lem Barney - 8 INT's - 126 yards

1969 NFL STANDINGS

WESTERN CONFERENCE

Central Division

	W	L	T	Pct.
Minnesota	12	2	0	.857
DETROIT	9	4	1	.692
Green Bay	8	6	0	.571
Chicago	1	13	0	.071

Coastal Division

	W	L	T	Pct.
Los Angeles	11	3	0	.765
Baltimore	8	5	1	.615
Atlanta	6	8	0	.429
San Francisco	4	8	2	.333

EASTERN CONFERENCE

Capital Division

	W	L	T	Pct.
Dallas	11	2	1	.846
Washington	7	5	2	.563
New Orleans	5	9	0	.357
Philadelphia	4	9	1	.306

Century Division

	W	L	T	Pct.
Cleveland	10	3	1	.769
New York	6	8	0	.429
St. Louis	4	9	1	.308
Pittsburgh	1	13	0	.071

Minnesota defeated Los Angeles, 23-20, for Western title. Cleveland defeated Dallas, 36-14, for Eastern title. Minnesota defeated Cleveland, 27-7, for NFL championship. Kansas City (AFL) defeated Minnesota, 23-7, in Super Bowl IV.

IN 1969: Apollo II astronauts Neil Armstrong, Edwin Aldrin and Michael Collins make man's first moon-landing.

1970

USUAL STARTING LINE UP

OFFENSE	DEFENSE
WR 25 Earl McCullough (8)	LE 83 Jim Mitchell (8)
85 Chuck Hughes (6)	84 Joe Robb (6)
LT 73 Roger Shoals	RT 71 Alex Karras
LG 63 Chuck Walton	RT 82 Jerry Rush
C 54 Ed Flanagan	RE 74 Larry Hand
RG 68 Frank Gallagher	LLB 50 Paul Naumoff
RT 76 Rockne Freitas	MLB 53 Mike Lucci
TE 88 Charlie Sanders	RLB 55 Wayne Walker
WR 49 Larry Walton	LCB 20 Lem Barney
QB 19 Bill Munson	RCB 44 Dick LeBeau
RB 42 Altie Taylor	LS 28 Mike Weger
RB 24 Mel Farr	RS 47 W. Rasmussen (8)
	48 Tom Vaughn (7)

1970 RESULTS (10-4-0) 2nd

Joe Schmidt, Coach

Date	Opponent	Crowd	W-L-T	Score
9-20	Green Bay	56,263	W	40-0
9-27	Cincinnati	58,202*	W	38-3
10-5	Chicago	58,210*	W	28-14
10-11	Washington	50,414	L	10-31
10-18	Cleveland	83,577	W	41-24
10-25	Chicago	45,632	W	16-10
11-1	Minnesota	58,210*	L	17-30
11-8	New Orleans	66,910	L	17-19
11-15	Minnesota	47,900	L	20-24
11-22	San Francisco	56,232*	W	28-7
11-26	Oakland	56,597*	W	28-14
12-6	St. Louis	56,362*	W	16-3
12-14	Los Angeles	79,441	W	28-23
12-20	Green Bay	57,387*	W	20-0
NFC Playoff				
12-26	Dallas	73,167	L	0-5

LION LEADERS

RUSHING	Mel Farr - 166 att. - 717 yards - 9 TD's
PASSING	Bill Munson - 158 att. - 84 comp. - 1049 yards - 7 INT's - 10 TD's
RECEIVING	Charlie Sanders - 40 rec. - 544 yards - 6 TD's
SCORING	Errol Mann - 101 points (20 FG's, 41 PAT's)
PUNT RET	Lem Barney - 25 ret. - 259 yards - 10.4 avg. - 1 TD
KO RET	Bobby Williams - 25 ret. - 544 yards - 21.7 avg. - 1 TD
PUNTING	Herman Weaver - 62 punts - 2483 yards - 40.0 avg.
INT's	Dick LeBeau - 9 INT's - 96 yards

TEAM STATISTICS

	Detroit	(Avg.)	Opp.	(Avg.)
TOTAL YARDS	3984	284.6	3448	246.3
RUSHING YARDS	2127	151.9	1152	82.3
PASSING YARDS	1857	132.6	2296	164
POINTS SCORED	347	24.8	202	14.4

HONOR ROLL

MVP	Charlie Sanders (Offense), Mike Lucci (Defense)
PRO BOWL	Mel Farr (RB), Ed Flanagan (C), Paul Naumoff (LB), Charlie Sanders (TE)

1970 NFL STANDINGS

NATIONAL CONFERENCE

Central Division

	W	L	T	Pct.
Minnesota	12	2	0	.657
DETROIT	10	4	0	.714
Chicago	6	8	0	.429
Green Bay	6	8	0	.429

Eastern Division

Dallas	10	4	0	.714
New York Giants	9	5	0	.643
St. Louis	8	5	1	.615
Washington	6	8	0	.429
Philadelphia	3	10	1	.231

Western Division

San Francisco	10	3	1	.769
Los Angeles	9	4	1	.692
Atlanta	4	8	2	.333
New Orleans	2	11	1	.154

AMERICAN CONFERENCE

Central Division

	W	L	T	Pct.
Cincinnati	8	6	0	.571
Cleveland	7	7	0	.500
Pittsburgh	5	9	0	.357
Houston	3	10	1	.231

Eastern Division

Baltimore	11	2	1	.846
Miami	10	4	0	.714
New York Jets	4	10	0	.266
Buffalo	3	10	1	.231
Boston	2	12	0	.143

Western Division

Oakland	8	4	2	.667
Kansas City	7	5	2	.583
San Diego	5	6	3	.455
Denver	5	8	1	.357

Dallas defeated DETROIT, 5-0, and San Francisco defeated Minnesota, 17-14, in NFC playoffs. Dallas defeated San Francisco, 17-10 for NFC title. Baltimore defeated Cincinnati, 17-0, and Oakland defeated Miami, 21-14, in AFC playoffs. Baltimore defeated Oakland, 27-17, for AFC title. Baltimore defeated Dallas, 16-13, for NFL title in Super Bowl V.

IN 1970: Four Kent State University students are slain by National Guardsmen at demonstration protesting incursion into Cambodia.

1971

USUAL STARTING LINE UP

OFFENSE	DEFENSE
WR 25 Earl McCullouch	LE 83 Jim Mitchell
LT 75 Jim Yarbrough	LT 77 Dick Eve
LG 63 Chuck Walton	RT 82 Jerry Rush
C 54 Ed Flanagan	RE 74 Larry Hand
RG 66 Bob Kowalkowski	LLB 50 Paul Naumoff
RT 76 Rockne Freitas	MLB 53 Mike Lucci
TE 88 Charlie Sanders	RLB 55 Wayne Walker
WR 49 Larry Walton	LCB 20 Lem Barney
QB 11 Greg Landry	RCB 44 Dick LeBeau
RB 42 Altie Taylor	LS 28 Mike Weger
RB 36 Steve Owens	RS 48 Tom Vaughn

1971 RESULTS (7-6-1) 2nd

Joe Schmidt, Coach

Date	Opponent	Crowd	W-L-T	Score
9-20	Minnesota	54,418*	L	13-16
9-26	New England	61,057	W	34-7
10-3	Atlanta	54,418*	W	41-38
10-10	Green Bay	54,418*	W	31-28
10-17	Houston	45,885	W	31-7
10-24	Chicago	54,418*	L	23-28
11-1	Green Bay (M)	47,961	T	14-14
11-7	Denver	51,200	W	24-20
11-14	Los Angeles	54,418*	L	13-21
11-21	Chicago	55,049	W	28-3
11-25	Kansas City	54,418*	W	32-21
12-5	Philadelphia	54,418*	L	20-23
12-11	Minnesota	49,784	L	10-29
12-19	San Francisco	45,580	L	27-31

LION LEADERS

RUSHING	Steve Owens - 246 att. - 1035 yards - 8 TD's
PASSING	Greg Landry - 261 att. - 136 comp. - 2237 yards - 16 TD's - 13 INT's
RECEIVING SCORING	Steve Owens - 32 rec. - 350 yards - 2 TD's Errol Mann - 103 points (22 FG's, 37 PAT's)
PUNT RET	Lem Barney - 14 ret. - 122 yards - 8.7 avg.
KO RET	Ron Jessie - 16 ret. - 470 yards - 29.4 avg. - 2 TD's
PUNTING	Herman Weaver - 42 punts - 1752 yards - 41.7 avg.
INT's	Dick LeBeau - 6 INT's - 76 yards

TEAM STATISTICS

	Detroit	(Avg.)	Opp.	(Avg.)
TOTAL YARDS	4577	326.9	3859	275.6
RUSHING YARDS	2376	169.7	1842	131.6
PASSING YARDS	2201	157.2	2017	144.1
POINTS SCORED	341	24.4	286	20.4

HONOR ROLL

MVP	Steve Owens (Offense), Mike Lucci (Defense)
PRO BOWL	Ed Flanagan (C), Greg Landry (QB), Mike Lucci (LB), Steve Owens (RB), Charlie Sanders (TE)

1971 NFL STANDINGS

NATIONAL CONFERENCE

Central Division

	W	L	T	Pct.
Minnesota	11	3	0	.766
DETROIT	7	6	1	.583
Chicago	6	8	0	.429
Green Bay	4	6	2	.333

Eastern Division

	W	L	T	Pct.
Dallas	11	3	0	.766
Washington	9	4	1	.692
Philadelphia	6	7	1	.462
St. Louis	4	9	1	.306
New York Giants	4	10	0	.286

Western Division

	W	L	T	Pct.
San Francisco	9	5	0	.643
Los Angeles	8	5	1	.615
Atlanta	7	6	1	.536
New Orleans	4	8	2	.333

AMERICAN CONFERENCE

Central Division

	W	L	T	Pct.
Cleveland	9	5	0	.643
Pittsburgh	6	8	0	.429
Houston	4	9	1	.308
Cincinnati	4	10	0	.286

Eastern Division

	W	L	T	Pct.
Miami	10	3	1	.769
Baltimore	10	4	0	.714
New England	6	8	0	.429
New York Jets	6	8	0	.429
Buffalo	1	13	0	.071

Western Division

	W	L	T	Pct.
Kansas City	10	3	1	.769
Oakland	6	4	2	.667
San Diego	6	8	0	.429
Denver	4	9	1	.306

Dallas defeated Minnesota, 20-12, and San Francisco defeated Washington, 24-20, in NFC playoffs. Dallas defeated San Francisco, 14-3, for NFC title. Miami defeated Kansas City, 27-24, and Baltimore defeated Cleveland, 20-3, in AFC playoffs. Miami defeated Baltimore, 21-0, for AFC title. Dallas defeated Miami, 24-3, for NFL title in Super Bowl VI.

IN 1971: The 26th Amendment to the U.S. Constitution lowers voting age to 18.

1972

USUAL STARTING LINE UP

OFFENSE		DEFENSE	
WR 89 Ron Jessie	LE 83 Jim Mitchell	LT 75 Jim Yarbrough	LT 70 Larry Woods
LT 75 Jim Yarbrough	RT 73 Bob Bell	LG 63 Chuck Walton	RE 74 Larry Hand
C 54 Ed Flanagan	MLB 53 Mike Lucci	C 54 Ed Flanagan	RLB 55 Wayne Walker
RG 66 Bob Kowalkowski	LCB 20 Lem Barney	RT 76 Rockne Freitas	RCB 46 Rudy Redmond
RT 76 Rockne Freitas	LS 28 Mike Weger	TE 88 Charlie Sanders	RS 44 Dick LeBeau
WR 49 Larry Walton		QB 11 Greg Landry	
QB 11 Greg Landry		RB 36 Steve Owens	
RB 36 Steve Owens		RB 42 Altie Taylor	

1972 RESULTS (8-5-1) 2nd

Joe Schmidt, Coach

Date	Opponent	Crowd	W-L-T	Score
9-17	New York Giants	54,418*	W	30-16
9-24	Minnesota	54,418*	L	10-34
10-1	Chicago	55,701	W	38-24
10-8	Atlanta	58,850	W	26-23
10-16	Green Bay	54,418*	L	23-24
10-22	San Diego	54,371*	W	34-20
10-30	Dallas	65,378	L	24-28
11-5	Chicago	54,418*	W	14-0
11-12	Minnesota	49,784	L	14-16
11-19	New Orleans	53,752*	W	27-14
11-23	New York Jets	54,418*	W	37-20
12-3	Green Bay	55,263	L	7-33
12-10	Buffalo	41,583	T	21-21
12-17	Los Angeles	71,761	W	34-17

LION LEADERS

RUSHING	Altie Taylor - 154 att. - 658 yards - 4 TD's
PASSING	Greg Landry - 268 att. - 134 comp. - 2066 yards - 18 TD's - 17 INT's.
RECEIVING	Altie Taylor - 29 rec. - 250 yards - 2 TD's
SCORING	Errol Mann - 98 points (20 FG's, 38 PAT's)
PUNT RET	Lem Barney - 15 ret. - 108 yards - 7.2 avg.
KO RET	Ron Jessie - 23 ret. - 558 yards - 24.3 avg.
PUNTING	Herman Weaver - 43 punts - 1734 yards - 40.3 avg.
INT's	Lem Barney - 3 INT's - 88 yards

TEAM STATISTICS

	Detroit	(Avg.)	Opp.	(Avg.)
TOTAL YARDS	4155	296.8	4208	300.6
RUSHING YARDS	2021	144.4	2204	157.4
PASSING YARDS	2134	152.4	2004	143.1
POINTS SCORED	339	24.2	290	20.7

HONOR ROLL

MVP	Rockne Freitas (Offense), Larry Hand (Defense)
PRO BOWL	Lem Barney (DB), Rocky Freitas (T)

1972 NFL STANDINGS

NATIONAL CONFERENCE

Central Division

	W	L	T	Pct.
Green Bay	10	4	0	.714
DETROIT	8	5	1	.607
Minnesota	7	7	0	.500
Chicago	4	9	1	.321

Eastern Division

	W	L	T	Pct.
Washington	11	3	0	.766
Dallas	10	4	0	.714
New York Giants	8	6	0	.571
St. Louis	4	9	1	.321
Philadelphia	2	11	1	.179

Western Division

	W	L	T	Pct.
San Francisco	8	5	1	.607
Atlanta	8	7	0	.500
Los Angeles	6	7	1	.464
New Orleans	2	11	1	.179

AMERICAN CONFERENCE

Central Division

	W	L	T	Pct.
Pittsburgh	11	3	0	.786
Cleveland	10	4	0	.714
Cincinnati	8	6	0	.571
Houston	1	13	0	.071

Eastern Division

	W	L	T	Pct.
Miami	14	0	0	1.000
New York Jets	7	7	0	.500
Baltimore	5	9	0	.357
Buffalo	4	9	1	.321
New England	3	11	0	.214

Western Division

	W	L	T	Pct.
Oakland	10	3	1	.750
Kansas City	8	6	0	.571
Denver	5	9	0	.357
San Diego	4	9	1	.321

Dallas defeated San Francisco, 30-26, and Washington defeated Green Bay, 16-3, in NFC playoffs. Washington defeated Dallas, 26-3, for NFC title. Miami defeated Cleveland, 20-14, and Pittsburgh defeated Oakland 13-7, in AFC playoffs. Miami defeated Pittsburgh, 21-17, for AFC title. Miami defeated Washington, 14-7, for NFL title in Super Bowl VII.

IN 1972: Five men are apprehended by police in attempt to bug Democratic National Committee headquarters in Washington D.C.'s Watergate complex.

1973

USUAL STARTING LINE UP

OFFENSE

WR 89 Ron Jessie
 LT 75 Jim Yarbrough
 LG 60 Guy Dennis
 C 54 Ed Flanagan
 RG 66 Bob Kowalkowski
 RT 76 Rockne Freitas
 TE 88 Charlie Sanders
 WR 49 Larry Walton
 QB 19 Bill Munson (7)
 11 Greg Landry (7)
 RB 42 Altie Taylor
 RB 36 Steve Owens

DEFENSE

LE 82 Ken Sanders
 LT 80 Herb Orvis
 RT 73 Bob Bell
 RE 74 Larry Hand
 LLB 50 Paul Naumoff
 MLB 53 Mike Lucci
 RLB 59 Charlie Weaver
 LCB 20 Lem Barney
 RCB 23 Levi Johnson
 LS 28 Mike Weger
 RS 26 Dick Jauron

LION LEADERS

RUSHING Altie Taylor - 176 att. - 719 yards - 5 TD's
PASSING Bill Munson - 187 att. - 95 comp. - 1129 yards - 9 TD's - 8 INT's
RECEIVING Charlie Sanders - 28 rec. - 433 yards - 2 TD's
SCORING Errol Mann - 53 points (13 FG's, 14 PAT's)
PUNT RET Lem Barney - 27 ret. - 231 yards - 8.6 avg.
KO RET Dick Jauron - 17 ret. - 405 yards - 23.8 avg.
PUNTING Herman Weaver - 54 punts - 2333 yards - 43.2 avg.
INT's Levi Johnson - 5 INT's - 82 yards
TACKLES Charlie Weaver - 55 total
QB SACKS Larry Hand - 11 sacks

1973 RESULTS (6-7-1) 2nd

Don McCafferty, Coach

Date	Opponent	Crowd	W-L-T	Score
9-16	Pittsburgh	48,913	L	10-24
9-23	Green Bay	56,267	T	13-13
10-1	Atlanta	54,418*	W	31-6
10-7	Minnesota	54,418*	L	9-23
10-14	New Orleans	57,810	L	13-20
10-21	Baltimore	53,688*	L	27-29
10-28	Green Bay	53,859*	W	34-0
11-4	San Francisco	54,348*	W	30-20
11-11	Minnesota	48,503	L	7-28
11-18	Chicago	55,701	W	30-7
11-22	Washington	54,418*	L	0-20
12-2	St. Louis	47,712	W	20-16
12-9	Chicago	52,641*	W	40-7
12-15	Miami	80,047	L	7-34

TEAM STATISTICS

	Detroit	(Avg.)	Opp.	(Avg.)
TOTAL YARDS	4046	289.0	3905	278.9
RUSHING YARDS	2133	152.4	2117	151.2
PASSING YARDS	1913	136.6	1788	127.7
POINTS SCORED	271	19.4	247	17.6

HONOR ROLL

MVP Altie Taylor (Offense), Herb Orvis (Defense)
 PRO BOWL Lem Barney (DB), Ed Flanagan (C)

1973 NFL STANDINGS

NATIONAL CONFERENCE

Central Division

	W	L	T	Pct.
Minnesota	12	2	0	.857
DETROIT	6	7	1	.464
Green Bay	5	7	2	.429
Chicago	3	11	0	.214

Eastern Division

	W	L	T	Pct.
Dallas	10	4	0	.714
Washington	10	4	0	.714
Philadelphia	5	8	1	.393
St. Louis	4	9	1	.321
New York Giants	2	11	1	.179

Western Division

	W	L	T	Pct.
Los Angeles	12	2	0	.857
Atlanta	9	5	0	.643
New Orleans	5	9	0	.357
San Francisco	5	9	0	.357

AMERICAN CONFERENCE

Central Division

	W	L	T	Pct.
Cincinnati	10	4	0	.714
Pittsburgh	10	4	0	.714
Cleveland	7	5	2	.571
Houston	1	13	0	.071

Eastern Division

	W	L	T	Pct.
Miami	12	2	0	.857
Buffalo	9	5	0	.643
New England	5	9	0	.357
Baltimore	4	10	0	.286
New York Jets	4	10	0	.286

Western Division

	W	L	T	Pct.
Oakland	9	4	1	.679
Denver	7	5	2	.571
Kansas City	7	5	2	.571
San Diego	2	11	1	.179

Minnesota defeated Washington, 27-20, and Dallas defeated Los Angeles, 27-16, in NFC playoffs. Minnesota defeated Dallas, 27-10, for NFC title. Miami defeated Cincinnati, 34-16, and Oakland defeated Pittsburgh, 33-14, in AFC playoffs. Miami defeated Oakland, 27-10, for AFC title. Miami defeated Minnesota, 24-7, for NFL title in Super Bowl VIII.

IN 1973: Secretariat becomes the first horse in 25 years to capture the Triple Crown.

1974

USUAL STARTING LINE UP

OFFENSE		DEFENSE	
WR 89 Ron Jessie	LE 82 Ken Sanders	LT 80 Herb Orvis	RT 83 Jim Mitchell
LT 75 Jim Yarbrough	RE 74 Larry Hand	RB 50 Paul Naumoff	MLB 52 Jim Laslavic
LG 63 Chuck Walton	LLB 50 Paul Naumoff	RB 59 Charlie Weaver	LCB 20 Lem Barney
C 45 Ed Flanagan	RT 76 Rockne Freitas	RCB 23 Levi Johnson	LS 40 Charlie West
RG 66 Bob Kowalkowski	TE 88 Charlie Sanders	RS 26 Dick Jauron	
RT 76 Rockne Freitas	WR 49 Larry Wallon		
TE 88 Charlie Sanders	QB 19 Bill Munson		
WR 49 Larry Wallon	RB 36 Steve Owens		
QB 19 Bill Munson	RB 30 Jim Hooks		

LION LEADERS

RUSHING Altie Taylor - 150 att. - 532 yards - 5 TD's
PASSING Bill Munson - 292 att. - 166 comp. - 1874 yards - 8 TD's - 7 INT's
RECEIVING Ron Jessie - 54 rec. - 761 yards - 3 TD's
SCORING Errol Mann - 92 points (23 FG's, 23 PAT's)
PUNT RET Dick Jauron - 17 ret. - 286 yards - 16.8 avg.
KO RET Jimmie Jones - 38 ret. - 927 yards - 24.4 avg.
PUNTING Herman Weaver - 72 punts - 2772 yards - 38.5 avg.
INT's Levi Johnson - 5 INT's. - 139 yards - 2 TD's
TACKLES Jim Laslavic - 120 total
QB SACKS Ken Sanders - 6.5 sacks

1974 RESULTS (7-7-0) 2nd

Rick Forzano, Coach

Date	Opponent	Crowd	W-L-T	Score
9-15	Chicago	55,202	L	9-17
9-22	Minnesota	49,703*	L	6-7
9-29	Green Bay (M)	47,292	L	19-21
10-6	Los Angeles	64,987	L	13-16
10-14	San Francisco	49,756*	W	17-13
10-20	Minnesota	48,501	W	20-16
10-27	Green Bay	54,418*	W	19-17
11-3	New Orleans	49,127*	W	19-14
11-10	Oakland	54,020	L	13-35
11-17	New York Giants	45,859*	W	20-19
11-24	Chicago	47,376*	W	34-17
11-28	Denver	53,314*	L	27-31
12-8	Cincinnati	59,575	W	23-19
12-15	Philadelphia	66,052	L	17-28

TEAM STATISTICS

	Detroit	(Avg.)	Opp.	(Avg.)
TOTAL YARDS	3653	260.9	4338	309.9
RUSHING YARDS	1433	102.4	2102	150.1
PASSING YARDS	2220	158.6	2236	159.7
POINTS SCORED	256	18.3	270	19.3

HONOR ROLL

MVP Bill Munson (Offense), Levi Johnson (Defense)
PRO BOWL Dick Jauron (DB), Charlie Sanders (TE)

1974 NFL STANDINGS

NATIONAL CONFERENCE

Central Division

	W	L	T	Pct.
Minnesota	10	4	0	.714
DETROIT	7	7	0	.500
Green Bay	6	8	0	.429
Chicago	4	10	0	.286

Eastern Division

	W	L	T	Pct.
St. Louis	10	4	0	.714
Washington	10	4	0	.714
Dallas	8	6	0	.571
Philadelphia	7	7	0	.500
New York Giants	2	12	0	.143

Western Division

	W	L	T	Pct.
Los Angeles	10	4	0	.714
San Francisco	6	8	0	.429
New Orleans	5	9	0	.357
Atlanta	3	11	0	.214

AMERICAN CONFERENCE

Central Division

	W	L	T	Pct.
Pittsburgh	10	3	1	.750
Cincinnati	7	7	0	.500
Houston	7	7	0	.500
Cleveland	4	10	0	.286

Eastern Division

	W	L	T	Pct.
Miami	11	3	0	.766
Buffalo	9	5	0	.643
New England	7	7	0	.500
New York Jets	7	7	0	.500
Baltimore	2	12	0	.143

Western Division

	W	L	T	Pct.
Oakland	12	2	0	.857
Denver	7	6	1	.536
Kansas City	5	9	0	.357
San Diego	5	9	0	.357

Minnesota defeated St. Louis, 30-14, and Los Angeles defeated Washington, 19-10, in NFC playoffs. Minnesota defeated Los Angeles, 14-10, for NFC title. Pittsburgh defeated Buffalo, 32-14, and Oakland defeated Miami, 28-26, in AFC playoffs. Pittsburgh defeated Oakland, 24-13, for AFC title. Pittsburgh defeated Minnesota, 16-6, for NFL title in Super Bowl IX.

IN 1974: Richard M. Nixon becomes the first U.S. President to resign from office.

1975

USUAL STARTING LINE UP

OFFENSE		DEFENSE	
WR 45 Ray Jarvis	LE 82 Ken Sanders	LT 75 Jim Yarbrough	RT 80 Herb Orvis
LG 62 Lynn Boden	RE 70 Billy Howard	C 63 Jon Morris	RE 74 Larry Hand
RG 66 Bob Kowalkowski	LLB 50 Paul Naumoff	RT 76 Rockne Freitas	MLB 52 Jim Laslavic
TE 88 Charlie Sanders	RLB 59 Charlie Weaver	WR 43 Marlin Briscoe	LCB 20 Lem Barney
QB 14 Joe Reed	RCB 23 Levi Johnson	RB 24 Dexter Bussey	LS 40 Charlie West
RB 42 Altie Taylor	RS 26 Dick Jauron		

LION LEADERS

RUSHING	Dexter Bussey - 157 att. - 696 yards - 2 TD's
PASSING	Joe Reed - 191 att. - 86 comp. - 1181 yards - 9 TD's - 10 INT's
RECEIVING	Charlie Sanders - 37 rec. - 486 yards - 3 TD's
SCORING	Errol Mann - 67 points (14 FG's, 29 PAT's)
PUNT RET	Charlie West - 22 ret. - 219 yards - 10.0 avg.
KO RET	Bobby Thompson - 22 ret. - 565 yards - 25.7 avg.
PUNTING	Herman Weaver - 80 punts - 3361 yards - 42.0 avg.
INT's	Lem Barney - 5 INT's - 23 yards
TACKLES	Paul Naumoff - 143 total
QB SACKS	Larry Hand - 7.0 sacks

1975 RESULTS (7-7-0) 2nd

Rick Forzano, Coach

Date	Opponent	Crowd	W-L-T	Score
9-21	Green Bay (M)	50,781	W	30-16
9-26	Atlanta	45,218	W	17-14
#10-6	Dallas	79,784*	L	10-36
10-12	Chicago	74,032*	W	27-7
10-19	Minnesota	47,872	L	19-25
10-26	Houston	46,904	L	8-24
11-2	San Francisco	43,209	W	28-17
11-9	Cleveland	75,283*	W	21-10
11-16	Green Bay	76,946*	W	13-10
11-23	Kansas City	55,161	L	21-24 (OT)
#11-27	Los Angeles	69,552*	L	0-20
12-7	Chicago	37,772	L	21-25
#12-14	Minnesota	73,130*	W	17-10
12-21	St. Louis	64,656*	L	13-24

#Silverdome sellout

TEAM STATISTICS

	Detroit	(Avg.)	Opp.	(Avg.)
TOTAL YARDS	4064	290.3	4000	285.7
RUSHING YARDS	2147	153.4	1929	137.8
PASSING YARDS	1917	136.9	2071	147.9
POINTS SCORED	245	17.5	262	18.7

HONOR ROLL

MVP	Dexter Bussey (Offense), Paul Naumoff (Defense)
PRO BOWL	Lem Barney (DB), Charlie Sanders (TE)

1975 NFL STANDINGS

NATIONAL CONFERENCE

Central Division

	W	L	T	Pct.
Minnesota	12	2	0	.857
DETROIT	7	7	0	.500
Chicago	4	10	0	.286
Green Bay	4	10	0	.286

Eastern Division

	W	L	T	Pct.
St. Louis	11	3	0	.766
Dallas	10	4	0	.714
Washington	8	6	0	.571
New York Giants	5	9	0	.357
Philadelphia	4	10	0	.286

Western Division

	W	L	T	Pct.
Los Angeles	12	2	0	.857
San Francisco	5	9	0	.357
Atlanta	4	10	0	.286
New Orleans	2	12	0	.143

AMERICAN CONFERENCE

Central Division

	W	L	T	Pct.
Pittsburgh	12	2	0	.857
Cincinnati	11	3	0	.786
Houston	10	4	0	.714
Cleveland	3	11	0	.214

Eastern Division

	W	L	T	Pct.
Baltimore	10	4	0	.714
Miami	10	4	0	.714
Buffalo	8	6	0	.571
New England	3	11	0	.214
New York Jets	3	11	0	.214

Western Division

	W	L	T	Pct.
Oakland	11	3	0	.786
Denver	6	8	0	.429
Kansas City	5	9	0	.357
San Diego	2	12	0	.143

Dallas defeated Minnesota, 17-14, and Los Angeles defeated St. Louis, 35-23, in NFC playoffs. Dallas defeated Los Angeles, 37-7, for NFC title. Pittsburgh defeated Baltimore, 28-10, and Oakland defeated Cincinnati, 31-28, in AFC playoffs. Pittsburgh defeated Oakland, 16-10, for AFC title. Pittsburgh defeated Dallas, 21-17, for NFL title in Super Bowl X.

IN 1975: "One Flew Over the Cuckoo's Nest" sweeps the Oscars for Best Picture, Director (Milos Forman), Actor (Jack Nicholson) and Actress (Louise Fletcher).

1976

USUAL STARTING LINE UP

OFFENSE		DEFENSE	
WR 45 Ray Jarvis	LE 82 Ken Sanders	LT 83 Jim Mitchell	RT 74 Larry Hand
LT 71 Craig Hertwig	RE 70 Billy Howard	RT 76 Rockne Freitas	RE 70 Billy Howard
LG 62 Lynn Boden	LLB 50 Paul Naumoff	TE 88 Charlie Sanders	MLB 52 Jim Laslavic
C 63 Jon Morris	RLB 59 Charlie Weaver	WR 49 Larry Walton	LCB 20 Lem Barney
RG 66 Bob Kowalkowski	RCB 23 Levi Johnson	QB 11 Greg Landry	LS 40 Charlie West
RT 76 Rockne Freitas	RS 28 James Hunter	RB 24 Dexter Bussey	
TE 88 Charlie Sanders		RB 25 Horace King	

LION LEADERS

RUSHING Dexter Bussey - 196 att. - 858 yards - 3 TD's

PASSING Greg Landry - 291 att. - 168 comp. - 2191 yards - 17 TD's - 8 INT's

RECEIVING Ray Jarvis - 39 rec. - 822 yards - 5 TD's

SCORING Bennie Ricardo - 49 points (10 FG's, 19 PAT's)

PUNT RET Lem Barney - 23 ret. - 191 yards - 8.3 avg.

KO RET Bobby Thompson - 22 ret. - 431 yards - 19.6 avg.

PUNTING Herman Weaver - 83 punts - 3280 yards - 39.5 avg.

INT's James Hunter - 7 INT's - 120 yards - 17.1 avg.

TACKLES Charlie Weaver - 114 total

QB SACKS Charlie Weaver - 7 sacks

1976 RESULTS (6-8-0) 3rd

Rick Forzano, Coach

Date	Opponent	Crowd	W-L-T	Score
9-12	Chicago	54,125	L	3-10
9-19	Atlanta	50,840*	W	24-10
#9-26	Minnesota	77,292*	L	9-10
10-3	Green Bay	55,041	L	14-24

Tommy Hudspeth, Coach

Date	Opponent	Crowd	W-L-T	Score
10-10	New England	60,174*	W	30-10
10-17	Washington	45,906	L	7-20
10-24	Seattle	61,280	W	41-14
10-31	Green Bay	74,992*	W	27-6
11-7	Minnesota	46,735	L	23-31
11-14	New Orleans	42,048	L	16-17
#11-21	Chicago	78,042*	W	14-10
11-25	Buffalo	66,875*	W	27-14
12-5	New York Giants	66,068	L	10-24
12-11	Los Angeles	73,470*	L	17-20

#Silverdome sellout

TEAM STATISTICS

	Detroit	(Avg.)	Opp.	(Avg.)
TOTAL YARDS	4353	272.1	3587	224.2
RUSHING YARDS	2213	138.3	1901	118.8
PASSING YARDS	2140	133.8	1686	105.4
POINTS SCORED	262	16.4	220	13.8

HONOR ROLL

MVP Ray Jarvis (Offense), Charlie Weaver (Defense)

PRO BOWL Lem Barney (DB), Charlie Sanders (TE)

1976 NFL STANDINGS

NATIONAL CONFERENCE

	Central Division			
	W	L	T	Pct.
Minnesota	11	2	1	.821
Chicago	7	7	0	.500
DETROIT	6	8	0	.429
Green Bay	5	9	0	.266

Eastern Division

Dallas	11	3	0	.766
Washington	10	4	0	.714
St. Louis	10	4	0	.714
Philadelphia	4	10	0	.266
New York Giants	3	11	0	.214

Western Division

Los Angeles	10	3	1	.750
San Francisco	8	6	0	.571
Atlanta	4	10	0	.286
New Orleans	4	10	0	.286
Seattle	2	12	0	.143

AMERICAN CONFERENCE

	Central Division			
	W	L	T	Pct.
Pittsburgh	10	4	0	.714
Cincinnati	10	4	0	.714
Cleveland	9	5	0	.643
Houston	5	9	0	.357

Eastern Division

Baltimore	11	3	0	.766
New England	11	3	0	.786
Miami	6	8	0	.429
New York Jets	3	11	0	.214
Buffalo	2	12	0	.143

Western Division

Oakland	13	1	0	.929
Denver	9	5	0	.643
San Diego	6	8	0	.429
Kansas City	5	9	0	.357
Tampa Bay	0	14	0	.000

Minnesota defeated Washington, 35-20, and Los Angeles defeated Dallas, 14-12, in NFC playoffs. Minnesota defeated Los Angeles, 24-13, for NFC title. Oakland defeated New England, 24-21, and Pittsburgh defeated Baltimore, 40-14, in AFC playoffs. Oakland defeated Pittsburgh, 24-7, for AFC title. Oakland defeated Minnesota, 32-14, for NFL title in Super Bowl XI.

IN 1976: The United States celebrates its Bicentennial.

1977

USUAL STARTING LINE UP

OFFENSE

WR 86 J.D. Hill
 LT 75 Jim Yarbrough
 LG 73 Russ Bolinger
 C 63 Jon Morris
 RG 62 Lynn Boden
 RT 71 Craig Hetwig
 TE 81 David Hill
 WR 45 Ray Jarvis
 QB 11 Greg Landry
 RB 25 Horace King
 RB 32 Rick Kane

DEFENSE

LE 82 Ken Sanders
 RT 80 Herb Orvis
 RT 78 Doug English
 RE 83 Jim Mitchell
 MLB 50 Paul Naumoff
 Ed O'Neil
 RLB 59 Charlie Weaver
 LCB 28 James Hunter
 RCB 20 Lem Barney
 FS 26 Dick Jauron
 SS 40 Charlie West

LION LEADERS

RUSHING Horace King - 155 att. - 521 yards - 1 TD
PASSING Greg Landry - 240 att. - 135 comp. - 1359 yards - 6 TD's - 7 INT's
RECEIVING Horace King - 40 rec. - 238 yards
SCORING Steve Mike-Mayer - 43 points (8 FG's, 19 PAT's)
PUNT RET Eddie Payton - 27 ret. - 273 yards - 10.1 avg. - 1 TD
KO RET Eddie Payton - 18 ret. - 457 yards - 25.4 avg. - 1 TD
PUNTING Wilbur Summers - 93 punts - 3420 yards - 36.8 avg.
INT's James Hunter - 6 INT's - 104 yards
TACKLES Ed O'Neil - 114 total - 71 solo - 43 assists
QB SACKS Ken Sanders - 9 sacks

1977 RESULTS (6-8-0) 3rd

Tommy Hudspeth, Coach

Date	Opponent	Crowd	W-L-T	Score
9-18	Chicago	51,530	L	20-30
9-25	New Orleans	51,458*	W	23-19
10-2	Philadelphia	57,236*	W	17-13
10-9	Minnesota	45,860	L	7-14
#10-16	Green Bay	78,452*	W	10-6
10-23	San Francisco	39,392	L	7-28
10-30	Dallas	63,160	L	0-37
11-6	San Diego	72,559*	W	20-0
11-13	Atlanta	47,461	L	6-17
11-20	Tampa Bay	49,751*	W	16-7
11-24	Chicago	71,373*	L	14-31
12-4	Green Bay	56,367	L	9-10
12-11	Baltimore	45,124	W	13-10
#12-17	Minnesota	78,452*	L	21-30

#Silverdome sellout

TEAM STATISTICS

	Detroit	(Avg.)	Opp.	(Avg.)
TOTAL YARDS	3224	201.5	3772	235.8
RUSHING YARDS	1706	106.6	1905	119.1
PASSING YARDS	1959	122.4	2123	132.7
POINTS SCORED	183	11.4	252	15.8

HONOR ROLL

MVP Jon Morris (Offense), Charlie Weaver (Defense)

1977 NFL STANDINGS

NATIONAL CONFERENCE

Central Division

	W	L	T	Pct.
Minnesota	9	5	0	.643
Chicago	9	5	0	.643
DETROIT	6	8	0	.429
Green Bay	4	10	0	.286
Tampa Bay	2	12	0	.143

Eastern Division

	W	L	T	Pct.
Dallas	12	2	0	.857
Washington	9	5	0	.643
St. Louis	7	7	0	.500
Philadelphia	5	9	0	.357
New York Giants	5	9	0	.357

Western Division

	W	L	T	Pct.
Los Angeles	10	4	0	.714
Atlanta	7	7	0	.500
San Francisco	5	9	0	.357
New Orleans	3	11	0	.214

AMERICAN CONFERENCE

Central Division

	W	L	T	Pct.
Pittsburgh	9	5	0	.643
Houston	8	6	0	.571
Cincinnati	8	6	0	.571
Cleveland	6	8	0	.429

Eastern Division

	W	L	T	Pct.
Baltimore	10	4	0	.714
Miami	10	4	0	.714
New England	9	5	0	.643
New York Jets	3	11	0	.214
Buffalo	3	11	0	.214

Western Division

	W	L	T	Pct.
Denver	12	2	0	.857
Oakland	11	3	0	.766
San Diego	7	7	0	.500
Seattle	5	9	0	.357
Kansas City	2	12	0	.143

Dallas defeated Chicago, 37-7, and Minnesota defeated Los Angeles, 14-7, in NFC playoffs. Dallas defeated Minnesota, 23-6, for NFC title. Denver defeated Pittsburgh, 34-21, and Oakland defeated Baltimore, 37-31, in AFC playoffs. Denver defeated Oakland, 20-17, for AFC title. Dallas defeated Denver, 27-10, for NFL title in Super Bowl XII.

IN 1977: "Star Wars" is the year's top box office attraction, earning a record \$193,500,000.

1978

USUAL STARTING LINE UP

OFFENSE		DEFENSE	
WR 89 Luther Blue	LE 75 Dave Pureifory	TE 81 David Hill	LT 77 John Woodcock
LT 76 Karl Baldischwiler	RT 78 Doug English	LG 61 Homer Elias	RE 60 Al Baker
C 54 Larry Teary	LLB 50 Paul Naumoff	RG 62 Lynn Boden	MLB 55 Ed O'Neil
RT 74 Brad Oates	RLB 59 Charlie Weaver	WR 87 Fed Scott	LC 21 Walt Williams
QB 16 Gary Danielson	FS 40 Jimmy Allen	RB 24 Dexter Bussey	SS 29 Mike Burns
RB 25 Horace King	RC 27 Luther Bradley		

LION LEADERS

RUSHING	Dexter Bussey - 225 att. - 924 yards - 5 TD's
PASSING	Gary Danielson - 351 att. - 199 comp. - 2294 yards - 18 TD's - 17 INT's
RECEIVING	David Hill - 53 rec. - 633 yards - 4 TD's
SCORING	Bennie Ricardo - 92 points (20 FG's, 32 PAT's)
PUNT RET	Jesse Thompson - 16 ret. - 161 yards - 10.1 avg.
KO RET	Jesse Thompson - 14 ret. - 346 yards - 24.7 avg.
PUNTING	Tom Skladany - 86 punts - 3654 yards - 42.5 avg.
INT's	Jimmy Allen - 5 INT's - 70 yards
TACKLES	Ed O'Neil - 141 total - 85 solo - 56 assists
QB SACKS	Al Baker - 23 sacks

1978 RESULTS (7-9-0) 3rd

Monte Clark, Coach

Date	Opponent	Crowd	W-L-T	Score
9-3	Green Bay	51,167*	L	7-13
9-9	Tampa Bay	64,445	W	15-7
9-17	Chicago	65,982*	L	0-19
9-24	Seattle	56,781	L	16-28
10-1	Green Bay (M)	54,601	L	14-35
10-8	Washington	60,555*	L	19-21
10-15	Atlanta	51,172	L	0-14
10-22	San Diego	54,031*	W	31-14
10-29	Chicago	53,376	W	21-17
11-5	Minnesota	46,008	L	7-17
11-12	Tampa Bay	60,320*	W	34-23
11-19	Oakland	44,517	L	17-29
11-23	Denver	71,785*	W	17-14
12-3	St. Louis	39,200	L	14-21
#12-9	Minnesota	78,685*	W	45-14
12-17	San Francisco	56,674*	W	33-14

#Silverdome sellout

TEAM STATISTICS

	Detroit	(Avg.)	Opp.	(Avg.)
TOTAL YARDS	4465	279.1	4483	280.2
RUSHING YARDS	2163	135.2	2184	136.5
PASSING YARDS	2302	143.9	2299	143.7
POINTS SCORED	290	18.1	300	18.8

HONOR ROLL

MVP	Gary Danielson (Offense), Al Baker (Defense)
PRO BOWL	Al Baker (DE), Doug English (DT), David Hill (TE)

1978 NFL STANDINGS

NATIONAL CONFERENCE

Central Division

	W	L	T	Pct.
Minnesota	8	7	1	.531
Green Bay	8	7	1	.531
DETROIT	7	9	0	.438
Chicago	7	9	0	.438
Tampa Bay	5	11	0	.313

Eastern Division

Dallas	12	4	0	.750
Philadelphia	9	7	0	.563
Washington	8	8	0	.500
St. Louis	6	10	0	.375
New York Giants	6	10	0	.375

Western Division

Los Angeles	12	4	0	.750
Atlanta	9	7	0	.563
New Orleans	7	9	0	.438
San Francisco	2	14	0	.125

AMERICAN CONFERENCE

Central Division

	W	L	T	Pct.
Pittsburgh	14	2	0	.875
Houston	10	6	0	.625
Cleveland	8	8	0	.500
Cincinnati	4	12	0	.250

Eastern Division

New England	11	5	0	.688
Miami	11	5	0	.688
New York Jets	8	8	0	.500
Buffalo	5	11	0	.313
Baltimore	5	11	0	.313

Western Division

Denver	10	6	0	.625
Oakland	9	7	0	.563
Seattle	9	7	0	.563
San Diego	9	7	0	.563
Kansas City	4	12	0	.250

Atlanta defeated Philadelphia, 14-13, in NFC wild card. Dallas defeated Atlanta, 27-20, and Los Angeles defeated Minnesota, 34-10, in NFC playoffs. Dallas defeated Los Angeles, 28-0, for NFC title. Houston defeated Miami, 17-9, in AFC wild card. Houston defeated New England, 14-13, and Pittsburgh defeated Denver, 33-10, in AFC playoffs. Pittsburgh defeated Houston, 34-5, for AFC title. Pittsburgh defeated Dallas, 35-31, for NFL title in Super Bowl XIII.

IN 1978: John Paul I, 65, dies unexpectedly after 34 days as Pope.

1979

USUAL STARTING LINE UP

OFFENSE		DEFENSE	
WR 87 Fred Scott	LE 75 Dave Purefory	LT 71 Dave Gallagher	
TE 81 David Hill	RT 78 Doug English	RE 60 Al Baker	
LT 76 Karl Baldischwieler	LLB 55 Ed O'Neil	MLB 59 Charlie Weaver	
LG 61 Homer Elias	RLB 51 James Harrell	LCB 21 Walt Williams	
C 54 Larry Teary	RCB 27 Luther Bradley	FS 28 James Hunter	
RG 73 Russ Bolinger	FS 28 James Hunter	SS 40 Jimmy Allen	
RT 70 Keith Dorney			
WR 18 Gene Washington			
QB 19 Jeff Komlo			
HB 24 Dexter Bussey			
FB 36 Bo Robinson			

LION LEADERS

RUSHING	Dexter Bussey - 144 att. - 625 yards - 1 TD's
PASSING	Jeff Komlo - 368 att. - 183 comp. - 2238 yards - 11 TD's - 23 INT's
RECEIVING	Fred Scott - 62 rec. - 929 yards - 5 TD's
SCORING	Bennie Ricardo - 55 points (10 FG's, 25 PAT's)
PUNT RET	John Arnold - 19 ret. - 164 yards - 8.6 avg.
KO RET	John Arnold - 23 ret. - 539 yards - 23.4 avg.
PUNTING	Larry Swider - 88 punts - 3523 yards - 40.0 avg.
INT's	Luther Bradley and Jimmy Allen - 4 each
TACKLES	Doug English - 122 total - 90 solo - 32 assists
QB SACKS	Al Baker - 16 sacks

1979 RESULTS (2-14-0) 5th

Monte Clark, Coach

Date	Opponent	Crowd	W-L-T	Score
9-1	Tampa Bay	68,225	L	16-31
9-9	Washington	54,991*	L	24-27
9-16	New York Jets	49,612	L	10-31
9-23	Atlanta	56,249*	W	24-23
9-30	Minnesota	75,295*	L	10-13
10-7	New England	60,629	L	17-24
10-14	Green Bay (M)	53,930	L	16-24
10-21	New Orleans	57,428	L	7-17
10-28	Buffalo	61,911*	L	17-20
11-4	Chicago	50,108	L	7-35
11-11	Tampa Bay	70,461*	L	14-16
11-18	Minnesota	43,650	L	7-14
11-22	Chicago	66,219*	W	20-0
12-2	Philadelphia	66,128	L	7-44
12-9	Miami	76,087*	L	10-28
12-15	Green Bay	57,376*	L	13-18

TEAM STATISTICS

	Detroit	(Avg.)	Opp.	(Avg.)
TOTAL YARDS	4013	250.8	4957	309.8
RUSHING YARDS	1677	104.8	2515	157.2
PASSING YARDS	2336	146.0	2442	152.6
POINTS SCORED	219	13.7	365	22.8

HONOR ROLL

MVP	Fred Scott (Offense), Doug English (Defense)
PRO BOWL	Al Baker (DE), David Hill (TE)

1979 NFL STANDINGS

NATIONAL CONFERENCE

Central Division

	W	L	T	Pct.
Tampa Bay	10	6	0	.625
Chicago	10	6	0	.625
Minnesota	7	9	0	.438
Green Bay	5	11	0	.313
DETROIT	2	14	0	.125

Eastern Division

Dallas	11	5	0	.688
Philadelphia	11	5	0	.688
Washington	10	6	0	.625
New York Giants	6	10	0	.375
St. Louis	5	11	0	.313

Western Division

Los Angeles	9	7	0	.563
New Orleans	8	8	0	.500
Atlanta	6	10	0	.375
San Francisco	2	14	0	.125

AMERICAN CONFERENCE

Central Division

	W	L	T	Pct.
Pittsburgh	12	4	0	.750
Houston	11	5	0	.688
Cleveland	9	7	0	.563
Cincinnati	4	12	0	.250

Eastern Division

Miami	10	6	0	.625
New England	9	7	0	.563
New York Jets	8	8	0	.500
Buffalo	7	9	0	.438
Baltimore	5	11	0	.313

Western Division

San Diego	12	4	0	.750
Denver	10	6	0	.625
Seattle	9	7	0	.563
Oakland	9	7	0	.563
Kansas City	7	9	0	.438

Philadelphia defeated Chicago, 27-17, in NFC wild card. Tampa Bay defeated Philadelphia, 24-17, and Los Angeles defeated Dallas, 21-19, in NFC playoffs. Los Angeles defeated Tampa Bay, 9-0, for NFC title. Houston defeated Denver, 13-7, in AFC wild card. Houston defeated San Diego, 17-14, and Pittsburgh defeated Miami, 34-14, in AFC playoffs. Pittsburgh defeated Houston, 27-13, for AFC title. Pittsburgh defeated Los Angeles, 31-19, for NFL title in Super Bowl XIV.

IN 1979: Nuclear power plant accident at Three Mile Island, Pennsylvania, releases radioactive compounds into the atmosphere.

1980

USUAL STARTING LINE UP

OFFENSE

WR 87 Fred Scott
 LT 76 Karl Baldischwiler
 LG 61 Homer Elias
 C 65 Amos Fowler
 RG 73 Russ Bolinger
 RT 70 Keith Dorney
 TE 81 David Hill
 WR 39 Leonard Thompson
 QB 16 Gary Danielson
 RB 20 Billy Sims
 RB 24 Dexter Bussey

DEFENSE

LE 75 Dave Pureifory
 LT 79 William Gay
 RT 64 John Mendenhall
 RE 60 Al Baker
 LLB 59 Charlie Weaver
 MLB 57 Ken Fantetti
 RLB 52 Stan White
 LCB 27 Wayne Smith
 RCB 28 James Hunter
 SS 35 Jimmy Allen
 FS 23 Ray Oldham

LION LEADERS

RUSHING Billy Sims - 313 att. - 1303 yards
 - 13 TD's
PASSING Gary Danielson - 417 att. - 244 comp.
 - 3223 yards - 13 TD's - 11 INT's
RECEIVING Fred Scott - 53 rec. - 834 yards - 4 TD's
SCORING Eddie Murray - 116 points (27 FG's,
 35 PAT's)
PUNT RET Ray Williams - 27 ret. - 259 yards
 - 9.6 avg.
KO RET Rick Kane - 23 ret. - 495 yards - 21.5 avg.
PUNTING Tom Skladany - 72 punts - 3036 yards
 - 42.2 avg.
INT's Jimmy Allen and James Hunter - 6 each
TACKLES Ken Fantetti - 130 total - 85 solo
 - 45 assists
QB SACKS Al Baker - 18 sacks

1980 RESULTS (9-7-0) 2nd

Monte Clark, Coach

Date	Opponent	Crowd	W-L-T	Score
9-7	Los Angeles	64,892	W	41-20
9-14	Green Bay (M)	53,099	W	29-7
9-21	St. Louis	80,027*	W	20-7
#9-28	Minnesota	80,291*	W	27-7
10-5	Atlanta	57,625	L	28-43
10-12	New Orleans	78,147*	W	24-13
10-19	Chicago	58,508	L	7-24
10-26	Kansas City	59,391	L	17-20
#11-2	San Francisco	78,845*	W	17-13
11-9	Minnesota	46,264	L	0-34
11-16	Baltimore	77,677*	L	9-10
11-23	Tampa Bay	64,976	W	24-10
#11-27	Chicago	75,397*	L	17-23(OT)
12-7	St. Louis	46,966	L	23-24
#12-14	Tampa Bay	77,098*	W	27-14
#12-21	Green Bay	75,111*	W	24-3

#Silverdome sellout

TEAM STATISTICS

	Detroit	(Avg.)	Opp.	(Avg.)
TOTAL YARDS	5540	346.3	4533	283.3
RUSHING YARDS	2599	162.4	1599	99.9
PASSING YARDS	2941	183.8	2934	183.3
POINTS SCORED	334	20.9	272	17.0

HONOR ROLL

MVP Billy Sims (Offense), Dave Pureifory (Defense)
PRO BOWL Al Baker (DE), Eddie Murray (K), Billy Sims (RB)

1980 NFL STANDINGS

NATIONAL CONFERENCE

Central Division

	W	L	T	Pct.
Minnesota	9	7	0	.563
DETROIT	9	7	0	.563
Chicago	7	9	0	.436
Tampa Bay	5	10	1	.344
Green Bay	5	10	1	.344

Eastern Division

	W	L	T	Pct.
Philadelphia	12	4	0	.750
Dallas	12	4	0	.750
Washington	6	10	0	.375
St. Louis	5	11	0	.313
New York Giants	4	12	0	.250

Western Division

	W	L	T	Pct.
Atlanta	12	4	0	.750
Los Angeles	11	5	0	.688
San Francisco	6	10	0	.375
New Orleans	1	15	0	.063

AMERICAN CONFERENCE

Central Division

	W	L	T	Pct.
Cleveland	11	5	0	.688
Houston	11	5	0	.688
Pittsburgh	9	7	0	.563
Cincinnati	6	10	0	.375

Eastern Division

	W	L	T	Pct.
Buffalo	11	5	0	.688
New England	10	6	0	.625
Miami	8	8	0	.500
Baltimore	7	9	0	.438
New York Jets	4	12	0	.250

Western Division

	W	L	T	Pct.
San Diego	11	5	0	.688
Oakland	11	5	0	.688
Kansas City	8	8	0	.500
Denver	8	8	0	.500
Seattle	4	12	0	.250

Dallas defeated Los Angeles, 24-13, in NFC wild card. Philadelphia defeated Minnesota, 31-16, and Dallas defeated Atlanta, 30-27, in NFC playoffs. Philadelphia defeated Dallas, 20-7, for NFC title. Oakland defeated Houston, 27-7, in AFC wild card. San Diego defeated Buffalo, 20-14, and Oakland defeated Cleveland, 14-12, in AFC playoffs. Oakland defeated San Diego, 34-27, for AFC title. Oakland defeated Philadelphia, 27-10, for NFL title in Super Bowl XV.

IN 1980: *The U.S. Olympic hockey team stuns the sports world, capturing the gold medal at Lake Placid.*

1981

USUAL STARTING LINE UP

OFFENSE		DEFENSE	
WR 87 Fred Scott	LE 75 Dave Pureifory	LE 75 Dave Pureifory	
TE 81 David Hill	LT 79 William Gay	LT 79 William Gay	
LT 76 Karl Baldischwiler	RT 78 Doug English	RT 78 Doug English	
LG 61 Homer Elias	RE 60 Al Baker	RE 60 Al Baker	
C 65 Amos Fowler	LLB 53 Garry Cobb	LLB 53 Garry Cobb	
RG 73 Russ Bolinger	MLB 57 Ken Fantetti	MLB 57 Ken Fantetti	
RT 70 Keith Dorney	RLB 52 Stan White	RLB 52 Stan White	
WR 39 Leonard Thompson	LCB 27 Wayne Smith	LCB 27 Wayne Smith	
QB 17 Eric Hipple	RCB 28 James Hunter	RCB 28 James Hunter	
HB 20 Billy Sims	FS 35 Jimmy Allen	FS 35 Jimmy Allen	
FB 24 Dexter Bussey	SS 23 Ray Oldham	SS 23 Ray Oldham	

LION LEADERS

RUSHING Billy Sims - 296 att. - 1437 yards - 13 TD's
PASSING Eric Hipple - 279 att. - 140 comp. - 2358 yards - 14 TD's - 15 INT's
RECEIVING Fred Scott - 53 rec. - 1022 yards - 5 TD's
SCORING Eddie Murray - 121 points (25 FG's, 46 PAT's)
PUNT RET Robbie Martin - 52 ret. - 450 yards - 8.6 avg. - 1 TD
KO RET Alvin Hall - 25 ret. - 525 yards - 21.0 avg.
PUNTING Tom Skladany - 64 punts - 2784 yards - 43.5 avg.
INT's Jimmy Allen - 9 INT's - 123 yards
TACKLES Ken Fantetti - 148 total
QB SACKS Dave Pureifory - 11 sacks

1981 RESULTS (8-8-0) 2nd

Monte Clark, Coach

Date	Opponent	Crowd	W-L-T	Score
9-6	San Francisco	62,123*	W	24-17
9-13	San Diego	51,624	L	23-28
9-20	Minnesota	45,350	L	24-26
#9-27	Oakland	77,919*	W	16-0
10-4	Tampa Bay	71,733	L	10-28
10-11	Denver	74,816	L	21-27
10-19	Chicago	71,273*	W	48-17
#10-25	Green Bay	76,063*	W	31-27
11-1	Los Angeles	61,814	L	13-20
11-8	Washington	52,096	L	31-33
#11-15	Dallas	79,694*	W	27-24
11-22	Chicago	50,082	W	23-7
#11-26	Kansas City	76,735*	W	27-10
12-6	Green Bay	54,481	L	17-31
#12-12	Minnesota	79,428*	W	45-7
#12-20	Tampa Bay	80,444*	L	17-20

#Silverdome sellout

TEAM STATISTICS

	Detroit	(Avg.)	Opp.	(Avg.)
TOTAL YARDS	5933	370.8	4846	302.9
RUSHING YARDS	2795	174.7	1623	101.4
PASSING YARDS	3138	196.1	3223	201.4
POINTS SCORED	397	24.8	322	20.1

HONOR ROLL

MVP Eric Hipple (Offense), Stan White (Defense), Ken Callicutt (Special Teams)
PRO BOWL Doug English (DT), Billy Sims (RB), Tom Skladany (P)

1981 NFL STANDINGS

NATIONAL CONFERENCE

Central Division

	W	L	T	Pct.
Tampa Bay	9	7	0	.563
DETROIT	8	8	0	.500
Green Bay	8	8	0	.500
Minnesota	7	9	0	.436
Chicago	6	10	0	.375

Eastern Division

	W	L	T	Pct.
Dallas	12	4	0	.750
Philadelphia	10	6	0	.625
New York Giants	9	7	0	.563
Washington	8	8	0	.500
St. Louis	7	9	0	.438

Western Division

	W	L	T	Pct.
San Francisco	13	3	0	.813
Atlanta	7	9	0	.438
Los Angeles	6	10	0	.375
New Orleans	4	12	0	.250

AMERICAN CONFERENCE

Central Division

	W	L	T	Pct.
Cincinnati	12	4	0	.750
Pittsburgh	8	8	0	.500
Houston	7	9	0	.438
Cleveland	5	11	0	.313

Eastern Division

	W	L	T	Pct.
Miami	11	4	1	.719
New York Jets	10	5	1	.656
Buffalo	10	6	0	.625
Baltimore	2	14	0	.125
New England	2	14	0	.125

Western Division

	W	L	T	Pct.
San Diego	10	6	0	.625
Denver	10	6	0	.625
Kansas City	9	7	0	.563
Oakland	7	9	0	.438
Seattle	6	10	0	.375

New York Giants defeated Philadelphia, 27-27, in NFC wild card. Dallas defeated Tampa Bay, 36-0, and San Francisco defeated New York, 38-24, in NFC playoffs. San Francisco defeated Dallas, 28-27, for NFC title. Buffalo defeated New York Jets, 31-27, in AFC wild card. San Diego defeated Miami, 41-38, and Cincinnati defeated Buffalo, 28-21, in AFC playoffs. Cincinnati defeated San Diego, 27-7, for AFC title. San Francisco defeated Cincinnati, 26-21, for NFL title in Super Bowl XVI.

IN 1981: U.S.-Iran agreement frees 52 hostages held in Teheran since 1979.

1982

USUAL STARTING LINE UP

OFFENSE		DEFENSE	
WR 87 Fred Scott	LE 75 Dave Pureifory		
LT 72 Chris Dietrich	LT 79 William Gay		
LG 61 Homer Elias	RT 78 Doug English		
C 65 Amos Fowler	RE 80 Al Baker		
RG 67 Don Greco	LLB 53 Garry Cobb		
RT 70 Keith Dorney	MLB 57 Ken Fantetti		
TE 80 Ulysses Norris	RLB 52 Stan White		
WR 39 Leonard Thompson	LC 27 Bobby Watkins		
QB 16 Gary Danielson	RC 28 James Hunter		
HB 20 Billy Sims	FS 35 Alvin Hall		
FB 24 Dexter Bussey	SS 23 Ray Oldham		

1982 RESULTS (4-5-0) 4th

Monte Clark, Coach				
Date	Opponent	Crowd	W-L-T	Score
9-12	Chicago	71,337*	W	17-10
9-19	Los Angeles Rams	59,470	W	19-14
11-21	Chicago	46,783	L	17-20
11-25	New York Giants	64,348*	L	6-13
12-6	New York Jets	79,361*	L	13-28
12-12	Green Bay	51,875	W	30-10
12-19	Minnesota	73,058*	L	31-34
12-26	Tampa Bay	65,997	L	21-23
1-2	Green Bay	64,377*	W	27-24
NFC Playoff				
1-8	Washington	55,045	L	7-31

LION LEADERS

RUSHING	Billy Sims - 172 att. - 639 yards - 4 TD's
PASSING	Gary Danielson - 197 att. - 100 comp. - 1343 yards - 10 TD's - 14 INT's
RECEIVING	Billy Sims - 34 rec. - 342 yards
SCORING	Eddie Murray - 49 points (11 FG's, 16 PAT's)
PUNT RET	Robbie Martin - 26 ret. - 275 yards - 10.6 avg.
KO RET	Alvin Hall - 16 ret. - 426 yards - 26.6 avg. - 1 TD's
PUNTING	Tom Skladany - 36 punts - 1483 yards - 41.2 avg. - 6 In 20
INT's	Bobby Watkins - 5 INT's - 22 yards
TACKLES	Ken Fantetti - 71 total - 54 solo - 17 assists
QB SACKS	Al Baker, William Gay and Dave Pureifory - 6 each

TEAM STATISTICS

	Detroit	(Avg.)	Opp.	(Avg.)
TOTAL YARDS	2534	281.6	2722	301.4
RUSHING YARDS	1022	113.6	854	94.9
PASSING YARDS	1512	168.0	1868	207.6
POINTS SCORED	181	20.1	176	19.6

HONOR ROLL

MVP	Billy Sims (Offense), Al Baker (Defense), Ken Callicutt (Special Teams)
PRO BOWL	Keith Dorney (T), Doug English (DT), Billy Sims (RB)

1982 NFL STANDINGS

NATIONAL CONFERENCE

Central Division

	W	L	T	Pct.
Green Bay	5	3	1	.611
Minnesota	5	4	0	.556
Tampa Bay	5	4	0	.556
DETROIT	4	5	0	.444
Chicago	3	6	0	.333

Eastern Division

Washington	8	1	0	.869
Dallas	6	3	0	.667
St. Louis	5	4	0	.556
New York Giants	4	5	0	.444
Philadelphia	3	6	0	.333

Western Division

Atlanta	5	4	0	.556
New Orleans	4	5	0	.444
San Francisco	3	6	0	.333
Los Angeles Rams	2	7	0	.222

AMERICAN CONFERENCE

Central Division

	W	L	T	Pct.
Cincinnati	7	2	0	.778
Pittsburgh	6	3	0	.667
Cleveland	4	5	0	.444
Houston	1	8	0	.111

Eastern Division

Miami	7	2	0	.778
New York Jets	6	3	0	.667
New England	5	4	0	.556
Buffalo	4	5	0	.444
Baltimore	0	8	1	.056

Western Division

Los Angeles Raiders	8	1	0	.889
San Diego	6	3	0	.667
Seattle	4	5	0	.444
Kansas City	3	6	0	.333
Denver	2	7	0	.222

Washington defeated DETROIT, 31-7, Green Bay defeated St. Louis, 41-16, Minnesota defeated Atlanta, 30-24, and Dallas defeated Tampa Bay 30-17, in NFC First Round playoffs. Washington defeated Minnesota, 21-7, and Dallas defeated Green Bay, 37-26, in NFC Second Round playoffs. Washington defeated Dallas, 31-17, for NFC title. Miami defeated New England, 28-13, Los Angeles Raiders defeated Cleveland, 27-10, New York Jets defeated Cincinnati, 44-17, and San Diego defeated Pittsburgh, 31-28, in AFC First Round playoffs. New York Jets defeated Los Angeles Raiders, 17-14, and Miami defeated San Diego, 34-13, in AFC Second Round playoffs. Miami defeated New York Jets, 14-0, for AFC title. Washington defeated Miami, 27-17, for NFL title in Super Bowl XVII.

IN 1982: Artificial heart implanted for the first time in Dr. Barney Clark at the University of Utah Medical Center.

1983

USUAL STARTING LINE UP

OFFENSE

WR 86 Mark Nichols
 LT 72 Chris Dietrich
 LG 61 Homer Elias
 C 52 Steve Mott
 RG 67 Don Greco
 RT 70 Keith Dorney
 TE 80 Ulysses Norris
 WR 39 Leonard Thompson
 QB 17 Eric Hipple
 HB 20 Billy Sims
 RB 30 James Jones

DEFENSE

LE 62 Curtis Green
 LT 73 Mike Dawson
 RT 78 Doug English
 RE 79 William Gay
 LLB 53 Garry Cobb
 MLB 57 Ken Fantetti
 RLB 59 Jimmy Williams
 LCB 27 Bobby Watkins
 RCB 43 Al Latimer (8)
 29 Bruce McNorton (8)
 LS 35 Alvin Hill
 RS 33 William Graham

LION LEADERS

RUSHING Billy Sims - 220 att. - 1040 yards - 7 TD's
PASSING Eric Hipple - 387 att. - 204 comp. - 2577 yards - 12 TD's - 18 INT's
RECEIVING James Jones - 46 rec. - 467 yards - 1 TD
SCORING Eddie Murray - 113 points (25 FG's, 38 PAT's)
PUNT RET Ken Jenkins - 23 ret. - 230 yards - 10.0 avg.
KO RET Alvin Hill - 23 ret. - 492 yards - 21.4 avg.
PUNTING Mike Black - 71 punts - 2911 yards - 41.0 avg. - 17 In 20
INT's Bruce McNorton - 7 INT's - 30 yards
TACKLES Ken Fantetti - 132 total - 82 solo - 50 assists
QB SACKS William Gay - 13.5 sacks - 103.5 yards

1983 RESULTS (9-7-0) 1st

Monte Clark, Coach

Date	Opponent	Crowd	W-L-T	Score
9-4	Tampa Bay	62,154	W	11-0
9-11	Cleveland	60,095*	L	26-31
9-18	Atlanta	54,622*	L	14-31
9-25	Minnesota	56,254	L	17-20
10-2	Los Angeles Rams	49,403	L	10-21
10-9	Green Bay	67,738*	W	38-14
10-16	Chicago	66,709*	W	31-17
10-23	Washington	43,189	L	17-38
10-30	Chicago	58,764	W	38-17
11-7	New York Giants	68,985*	W	15-9
11-13	Houston	40,060	L	17-27
11-20	Green Bay (M)	50,050	W	23-20(OT)
#11-24	Pittsburgh	77,724*	W	45-3
#12-5	Minnesota	79,169*	W	13-2
12-11	Cincinnati	45,728	L	9-17
#12-18	Tampa Bay	78,553*	W	23-20

NFC Playoff

12-31	San Francisco	58,286	L	23-24
-------	---------------	--------	---	-------

#Silverdome sellout

TEAM STATISTICS

	Detroit	(Avg.)	Opp.	(Avg.)
TOTAL YARDS	5136	321.0	5216	326.0
RUSHING YARDS	2181	136.3	2104	131.5
PASSING YARDS	2955	184.7	3112	194.5
POINTS SCORED	347	21.7	287	17.9

HONOR ROLL

MVP Billy Sims (Offense), William Gay (Defense), Roosevelt Barnes (Special Teams)
PRO BOWL Doug English (DT), William Gay (DE)

1983 NFL STANDINGS

NATIONAL CONFERENCE

Central Division

	W	L	T	Pct.
DETROIT	9	7	0	.563
Green Bay	8	8	0	.500
Chicago	8	8	0	.500
Minnesota	8	8	0	.500
Tampa Bay	2	14	0	.125

Eastern Division

Washington	14	2	0	.875
Dallas	12	4	0	.750
St. Louis	8	7	1	.531
Philadelphia	5	11	0	.313
New York Giants	3	12	1	.219

Western Division

San Francisco	10	6	0	.625
Los Angeles Rams	9	7	0	.563
New Orleans	8	8	0	.500
Atlanta	7	9	0	.438

AMERICAN CONFERENCE

Central Division

	W	L	T	Pct.
Pittsburgh	10	6	0	.625
Cleveland	9	7	0	.563
Cincinnati	7	9	0	.438
Houston	2	14	0	.125

Eastern Division

Miami	12	4	0	.750
New England	8	8	0	.500
Buffalo	8	8	0	.500
Baltimore	7	9	0	.436
New York Jets	7	9	0	.436

Western Division

Los Angeles Raiders	12	4	0	.750
Seattle	9	7	0	.563
Denver	9	7	0	.563
San Diego	6	10	0	.375
Kansas City	6	10	0	.375

The Los Angeles Rams defeated Dallas, 24-17, in NFC wild card. San Francisco defeated DETROIT, 24-23, and Washington defeated the Los Angeles Rams, 51-7, in NFC playoffs. Washington defeated San Francisco, 24-17, for NFC title. Seattle defeated Denver, 31-7, in AFC wildcard. Seattle defeated Miami, 27-20, and the Los Angeles Raiders defeated Pittsburgh, 38-10, in AFC playoffs. The Los Angeles Raiders defeated Seattle, 30-14, for AFC title. Los Angeles Raiders defeated Washington, 38-9, for NFL title in Super Bowl XVIII.

IN 1983: More than 70 years after winning the decathlon and pentathlon at Stockholm, Jim Thorpe's gold medals were returned to him posthumously by the International Olympic Committee.

1984

USUAL STARTING LINE UP

OFFENSE		DEFENSE	
WR 86	Mark Nichols	LE 55	Michael Cofer
LT 73	Don Laster	LT 62	Curtis Green
LG 72	Chris Dietrich	RT 78	Doug English
C 65	Amos Fowler	RE 79	William Gay
RG 67	Don Greco	LLB 53	Garry Cobb
RT 70	Keith Dorney	MLB 57	Ken Fantetti
TE 84	Rob Rubick	RLB 59	Jimmy Williams
QB 16	Gary Danielson	LCB 27	Bobby Watkins
RB 20	Billy Sims	RCB 29	Bruce McNorton
FB 30	James Jones	LS 33	William Graham
WR 39	Leonard Thompson	RS 35	Alvin Hall

LION LEADERS

RUSHING Billy Sims - 130 att. - 687 yards - 5 TD's
PASSING Gary Danielson - 410 att. - 252 comp. - 3076 yards - 17 TD's - 15 INT's
RECEIVING James Jones - 77 rec. - 662 yards - 5 TD's
SCORING Eddie Murray - 91 points (20 FG's, 31 PAT's)
PUNT RET Robbie Martin - 25 ret. - 210 yards - 8.4 avg.
KO RET Pete Mandley - 22 ret. - 390 yards - 17.7 avg.
PUNTING Mike Black - 76 punts - 3164 yards - 41.6 avg. - 13 In 20
INT's Bobby Watkins - 6 INT's
TACKLES Alvin Hall - 147 total - 94 solo - 53 assists
QB SACKS William Gay - 10 sacks - 72 yards

1984 RESULTS (4-11-1) 4th

Monte Clark, Coach

Date	Opponent	Crowd	W-L-T	Score
9-2	San Francisco	56,782*	L	27-30
9-9	Atlanta	49,878*	W	27-24(OT)
9-16	Tampa Bay	44,560	L	17-21
9-23	Minnesota	57,511*	L	28-29
9-30	San Diego	59,849	L	24-27
10-7	Denver	55,836*	L	7-28
10-14	Tampa Bay	44,308*	W	13-7(OT)
10-21	Minnesota	57,953	W	16-14
10-26	Green Bay	54,289	L	9-41
11-4	Philadelphia	59,141*	T	23-23(OT)
11-11	Washington	50,212	L	14-26
11-18	Chicago	54,911	L	14-16
11-22	Green Bay	63,696*	W	31-28
12-2	Seattle	62,441	L	17-38
12-10	L.A. Raiders	66,710*	L	3-24
12-16	Chicago	53,252*	L	13-30

TEAM STATISTICS

	Detroit	(Avg.)	Opp.	(Avg.)
TOTAL YARDS	5318	332.4	5319	332.4
RUSHING YARDS	2017	126.1	1808	113.0
PASSING YARDS	3301	206.3	3511	219.4
POINTS SCORED	283	17.7	408	25.5

HONOR ROLL

MVP James Jones (Offense), Ken Fantetti (Defense), Roosevelt Barnes (Special Teams)

1984 NFL STANDINGS

NATIONAL CONFERENCE

AMERICAN CONFERENCE

Central Division

Central Division

	W	L	T	Pct.	Pts.	OP
Chicago	10	6	0	.625	325	246
Green Bay	8	8	0	.500	390	309
Tampa Bay	6	10	0	.375	335	360
DETROIT	4	11	1	.281	263	406
Minnesota	3	13	0	.186	276	484

	W	L	T	Pct.	Pts.	OP
Pittsburgh	9	7	0	.563	387	310
Cincinnati	8	8	0	.500	339	339
Cleveland	5	11	0	.313	250	297
Houston	3	13	0	.168	240	437

Eastern Division

Eastern Division

	W	L	T	Pct.	Pts.	OP
Washington	11	5	0	.688	426	310
New York Giants	9	7	0	.563	299	301
St. Louis	9	7	0	.563	423	345
Dallas	9	7	0	.563	306	308
Philadelphia	6	9	1	.406	276	320

	W	L	T	Pct.	Pts.	OP
Miami	14	2	0	.875	513	298
New England	9	7	0	.563	362	352
New York Jets	7	9	0	.436	332	364
Indianapolis	4	12	0	.250	239	414
Buffalo	2	14	0	.125	250	454

Western Division

Western Division

	W	L	T	Pct.	Pts.	OP
San Francisco	15	1	0	.936	475	227
Los Angeles Rams	10	6	0	.625	346	316
New Orleans	7	9	0	.438	298	361
Atlanta	4	12	0	.250	261	362

	W	L	T	Pct.	Pts.	OP
Denver	13	3	0	.813	353	241
Seattle	12	4	0	.750	416	282
Los Angeles Raiders	11	5	0	.688	366	278
Kansas City	8	8	0	.500	314	324
San Diego	7	9	0	.436	394	413

The New York Giants defeated the Los Angeles Rams, 16-13, in NFC wild card. San Francisco defeated New York Giants, 21-10, and Chicago defeated Washington, 23-19, in NFC playoffs. San Francisco defeated Chicago, 23-0, for NFC title. Seattle defeated Los Angeles Raiders, 13-7, in AFC wild card. Miami defeated Seattle, 31-10, and Pittsburgh defeated Denver, 24-17, in AFC playoffs. Miami defeated Pittsburgh, 45-28, for AFC title. San Francisco defeated Miami, 38-16, for NFL title in Super Bowl XIX.

IN 1984: Toxic gas leaks from Union Carbide plant in Bhopal, India, killing 2,000 and injuring 150,000.

1985

USUAL STARTING LINE UP

OFFENSE		DEFENSE	
WR 39	Leonard Thompson	LE 76	Eric Williams
LT 75	Lomas Brown	NT 78	Doug English
LG 72	Chris Dieterich	RE 79	William Gay
C 52	Steve Mott	LB 59	Jimmy Williams
RG 70	Keith Dorney (6)	LB 50	August Curley
67	Don Greco (4)	LB 95	Kurt Allerman
51	David Jones (4)	LB 92	Angelo King
RT 70	Keith Dorney	CB 27	Bobby Watkins
TE 87	David Lewis	CB 29	Bruce McNorton
WR 86	Mark Nichols	SS 21	Demetrius Johnson
QB 17	Eric Hipple	FS 33	William Graham
RB 28	W. Montgomery (5)		
24	Alvin Moore (5)		
FB 30	James Jones		

LION LEADERS

RUSHING James Jones - 244 att. - 886 yards - 6 TD's

PASSING Eric Hipple - 406 att. - 223 comp. - 2952 yards - 17 TD's - 18 INT's

RECEIVING Leonard Thompson - 51 rec. - 736 yards - 5 TD's

SCORING Eddie Murray - 109 points (26 FG's, 31 PAT's)

PUNT RET Pete Mandley - 38 ret. - 403 yards - 10.6 avg. - 1 TD

KO RET Alvin Hall - 39 ret. - 886 yards - 22.7 avg.

PUNTING Mike Black - 73 punts - 3054 yards - 41.8 avg. - 18 In 20

INT's Bobby Watkins - 5 INT's - 15 yards

TACKLES William Graham - 113 total - 75 solo - 38 assists

QB SACKS Jimmy Williams - 7.5 sacks - 55 yards

1985 RESULTS (7-9-0) 4th

Darryl Rogers, Coach

Date	Opponent	Crowd	W-L-T	Score
9-8	Atlanta	37,785	W	28-27
9-15	Dallas	72,985*	W	26-21
9-22	Indianapolis	60,042	L	6-14
9-29	Tampa Bay	45,023*	W	30-9
10-6	Green Bay	55,914	L	10-43
10-13	Washington	52,845	L	3-24
10-20	San Francisco	67,715*	W	23-21
#10-27	Miami	75,291*	W	31-21
11-3	Minnesota	58,012	L	13-16
11-10	Chicago	53,467	L	3-24
11-17	Minnesota	54,647*	W	41-21
11-24	Tampa Bay	43,471	L	16-19(OT)
11-28	New York Jets	65,531*	W	31-20
12-8	New England	59,078	L	6-23
12-15	Green Bay	49,379*	L	23-26
#12-22	Chicago	74,042*	L	17-37

Silverdome sellout

TEAM STATISTICS

	Detroit	(Avg.)	Opp.	(Avg.)
TOTAL YARDS	4476	279.8	5591	349.4
RUSHING YARD	1538	96.1	2685	167.8
PASSING YARDS	2938	183.6	2906	181.6
POINTS SCORED	307	19.2	366	22.9

HONOR ROLL

MVP Jimmy Jones (Offense), Jimmy Williams (Defense), Alvin Hall (Special Teams)

1985 NFL STANDINGS

NATIONAL CONFERENCE

Central Division

	W	L	T	Pct.	Pts.	OP
Chicago	15	1	0	.936	456	196
Green Bay	8	6	0	.500	337	355
Minnesota	7	9	0	.438	346	359
DETROIT	7	9	0	.438	307	366
Tampa Bay	2	14	0	.125	294	446

Eastern Division

Dallas	10	6	0	.625	357	333
New York Giants	10	6	0	.625	399	283
Washington	10	6	0	.625	297	312
Philadelphia	7	9	0	.438	266	310
St. Louis	5	11	0	.313	278	414

Western Division

Los Angeles Rams	11	5	0	.688	340	277
San Francisco	10	6	0	.625	411	263
New Orleans	5	11	0	.313	294	401
Atlanta	4	12	0	.250	282	452

AMERICAN CONFERENCE

Central Division

	W	L	T	Pct.	Pts.	OP
Cleveland	8	8	0	.500	287	294
Cincinnati	7	9	0	.438	441	437
Pittsburgh	7	9	0	.438	379	355
Houston	5	11	0	.313	284	412

Eastern Division

Miami	12	4	0	.750	426	320
New York Jets	11	5	0	.688	393	264
New England	11	5	0	.688	362	290
Indianapolis	5	11	0	.313	320	386
Buffalo	2	14	0	.125	200	361

Western Division

Los Angeles Raiders	12	4	0	.750	354	306
Denver	11	5	0	.688	360	329
Seattle	8	8	0	.500	349	303
San Diego	8	8	0	.500	467	435
Kansas City	6	10	0	.376	317	360

The New York Giants defeated San Francisco, 17-3, in the NFC wild card. Chicago defeated the New York Giants, 21-0, and the Los Angeles Rams defeated Dallas, 20-0, in the NFC playoffs. Chicago defeated the Los Angeles Rams, 24-0, for the NFC title. New England defeated the New York Jets, 26-14, in the AFC wild card. New England defeated the Los Angeles Raiders, 27-20, and Miami defeated Cleveland, 24-21, in the AFC playoffs. New England defeated Miami, 31-1, for the AFC title. Chicago defeated New England, 46-10, for NFL title in Super Bowl XX.

IN 1985: Ronald Reagan takes oath for his second term as the 40th U.S. President.

1986

USUAL STARTING LINE UP

OFFENSE		DEFENSE	
WR 89	Jeff Chadwick	LE 77	Keith Ferguson
LT 75	Lomas Brown	NT 76	Eric Williams
LG 73	Harvey Salem	RE 79	William Gay
C 52	Steve Mott	LB 59	Jimmy Williams
RG 70	Keith Dorney	LB 58	James Harrell
RT 71	Rick Strenger	LB 57	Vernon Maxwell
TE 81	Jimmie Giles	LB 55	Michael Cofer
WR 80	Carl Bland	CB 40	Duane Galloway
QB 17	Eric Hipple	CB 29	Bruce McNorton
RB 32	Garry James	SS 21	D. Johnson
FB 30	James Jones	FS 31	Devon Mitchell

LION LEADERS

RUSHING	James Jones - 252 att. - 903 yards - 8 TD's
PASSING	Eric Hipple - 305 att. - 192 comp. - 1919 yards - 9 TD's - 11 INT's
RECEIVING	James Jones - 54 rec. - 334 yards - 1 TD
SCORING	Eddie Murray - 85 points - (18 FG's, 31 PAT's)
PUNT RET	Pete Mandley - 43 ret. - 420 yards - 9.8 avg. - 1 TD
KO RET	Herman Hunter - 48 ret. - 1007 yards - 21.0 avg.
PUNTING	Mike Black - 46 punts - 1819 yards - 39.5 avg. - 11 In 20
INTS	Devon Mitchell - 5 INT's - 41 yards
TACKLES	Demetrious Johnson - 112 total - 92 solo - 20 assists
QB SACKS	Keith Ferguson - 9.5 sacks - 73 yards

1986 RESULTS (5-11-0) 3rd

Darryl Rogers, Coach

Date	Opponent	Crowd	W-L-T	Score
9-7	Minnesota	54,851	W	13-10
9-14	Dallas	73,812*	L	7-31
9-21	Tampa Bay	38,453*	L	20-24
9-28	Cleveland	72,029	L	21-24
10-5	Houston	41,960*	W	24-13
10-12	Green Bay	52,290	W	21-14
10-19	Los Angeles Rams	50,992	L	10-14
10-26	Chicago	62,064	L	7-13
11-2	Cincinnati	52,423*	L	17-24
11-9	Minnesota	53,725*	L	10-24
11-16	Philadelphia	54,568	W	13-11
11-23	Tampa Bay	30,029	W	38-17
11-27	Green Bay	61,199*	L	40-44
12-7	Pittsburgh	45,042	L	17-27
#12-15	Chicago	75,602*	L	13-16
12-21	Atlanta	35,255*	L	6-20

#Silverdome sellout

TEAM STATISTICS

	Detroit	(Avg.)	Opp.	(Avg.)
TOTAL YARDS	4555	284.7	5149	321.8
RUSHING YARDS	1771	110.7	2349	146.8
PASSING YARDS	2784	174.0	2800	175.0
POINTS SCORED	277	17.3	326	20.4

HONOR ROLL

MVP Keith Dorney and James Jones (Offense), Keith Ferguson (Defense), Paul Butcher (Special Teams)

1986 NFL STANDINGS

NATIONAL CONFERENCE

Central Division

	W	L	T	Pct.	Pts.	OP
Chicago	14	2	0	.875	352	187
Minnesota	9	7	0	.563	398	273
DETROIT	5	11	0	.313	277	326
Green Bay	4	12	0	.250	254	416
Tampa Bay	2	14	0	.125	239	473

Eastern Division

New York Giants	14	2	0	.875	371	236
Washington	12	4	0	.750	366	296
Dallas	7	9	0	.436	346	337
Philadelphia	5	10	1	.344	256	312
St. Louis	4	11	1	.261	216	351

Western Division

San Francisco	10	5	1	.656	374	247
Los Angeles Rams	10	6	0	.625	309	267
Atlanta	7	8	1	.469	280	260
New Orleans	7	9	0	.436	266	267

AMERICAN CONFERENCE

Central Division

	W	L	T	Pct.	Pts.	OP
Cleveland	12	4	0	.750	391	310
Cincinnati	10	6	0	.625	409	394
Pittsburgh	6	10	0	.375	307	336
Houston	5	11	0	.313	274	329

Eastern Division

New England	11	5	0	.688	412	307
New York Jets	10	6	0	.625	364	386
Miami	8	8	0	.500	430	405
Buffalo	4	12	0	.250	287	348
Indianapolis	3	13	0	.168	229	400

Western Division

Denver	11	5	0	.688	378	327
Kansas City	10	6	0	.625	356	326
Seattle	10	6	0	.625	366	293
Los Angeles Raiders	8	8	0	.500	323	346
San Diego	4	12	0	.250	335	396

Washington defeated the Los Angeles Rams, 19-7, in the NFC wild card. Washington defeated Chicago, 27-13, and the New York Giants defeated San Francisco, 49-3, in the NFC playoffs. The New York Giants defeated Washington, 17-0, for the NFC title. The New York Jets defeated Kansas City, 35-15, in the AFC wild card. Cleveland defeated the New York Jets, 23-20, and Denver defeated New England, 22-17, in the AFC playoffs. Denver defeated Cleveland, 23-20 (OT), for the AFC title. New York Giants defeated Denver, 39-20, for the NFL title in Super Bowl XXI.

IN 1986: The space shuttle Challenger explodes after launch at Cape Canaveral, killing all seven aboard.

1 9 8 7

USUAL STARTING LINE UP

OFFENSE	DEFENSE
WR 82 Pete Mandley	LE 76 Eric Williams
LT 75 Lomas Brown	NT 93 Jerry Ball
LG 53 Scott Barrows	RE 77 Keith Ferguson
C 52 Steve Mott	LB 59 Jimmy Williams
RG 61 Kevin Glover	LB 51 Shelton Robinson
RT 73 Harvey Salem	LB 98 Dennis Gibson
TE 84 Rob Rubick	LB 55 Michael Cofer
WR 89 Jeff Chadwick	CB 29 Bruce McNorton
QB 16 Chuck Long	CB 40 Duane Galloway
RB 32 Garry James	SS 34 James Griffin
FB 30 James Jones	FS 45 Raphael Chery

LION LEADERS

RUSHING James Jones - 96 att. - 342 yards
PASSING Chuck Long - 416 att. - 232 comp. - 2598 yards - 11 TD's - 20 INT's
RECEIVING Pete Mandley - 58 rec. - 720 yards - 7 TD's
SCORING Eddie Murray - 81 points (20 FG's, 21 PAT's)
PUNT RET Pete Mandley - 23 ret. - 250 yards - 10.9 avg.
KO RET Gary Lee - 32 ret. - 719 yards - 22.5 avg.
PUNTING Jim Arnold - 46 punts - 2007 yards - 43.6 avg. - 17 IN 20
INT's James Griffin - 6 INT's - 130 yards
TACKLES Dennis Gibson - 82 total - 68 solo - 14 assists
QB SACKS Michael Cofer - 8.5 sacks - 78 yards

1987 RESULTS (4-11-0) 5th

Darryl Rogers, Coach

Date	Opponent	Crowd	W-L-T	Score
9-13	Minnesota	57,061	L	19-34
9-20	LA Raiders	50,300	L	7-27
9-27	Chicago	Cancelled - (Players' Strike)		
10-4	Tampa Bay	4,919*	L	27-31
10-11	Green Bay	35,779	W	19-16(OT)
10-18	Seattle	8,310*	L	14-37
10-25	Green Bay	27,278*	L	33-34
11-1	Denver	75,172	L	0-34
11-8	Dallas	45,325*	W	27-17
11-15	Washington	53,593	L	13-20
11-22	Chicago	63,357	L	10-30
11-26	Kansas City	43,820*	L	20-27
12-6	Los Angeles Rams	33,413*	L	16-37
12-13	Tampa Bay	41,699	W	20-10
12-20	Minnesota	27,693*	L	14-17
12-27	Atlanta	13,906	W	30-13

TEAM STATISTICS

	Detroit	(Avg.)	Opp.	(Avg.)
TOTAL YARDS	4391	292.7	5273	351.5
RUSHING YARDS	1435	95.7	2070	138.0
PASSING YARDS	2956	197.1	3203	213.5
POINTS SCORED	269	17.9	384	25.6

HONOR ROLL

MVP Pete Mandley (Offense), Jimmy Williams (Defense), Paul Butcher (Special Teams)
PRO BOWL Jim Arnold (P)

1987 NFL STANDINGS

NATIONAL CONFERENCE

Central Division

	W	L	T	Pct.	Pts.	OP
Chicago	11	4	0	.733	356	282
Minnesota	8	7	0	.533	336	335
Green Bay	5	9	1	.367	255	300
Tampa Bay	4	11	0	.267	266	360
DETROIT	4	11	0	.267	269	364

Eastern Division

Washington	11	4	0	.733	379	265
Dallas	7	8	0	.467	340	346
St. Louis	7	8	0	.467	362	366
Philadelphia	7	8	0	.467	337	380
New York Giants	6	9	0	.400	280	312

Western Division

San Francisco	13	2	0	.667	459	253
New Orleans	12	3	0	.800	422	253
Los Angeles Rams	6	9	0	.400	317	361
Atlanta	3	12	0	.200	205	436

AMERICAN CONFERENCE

Central Division

	W	L	T	Pct.	Pts.	OP
Cleveland	10	5	0	.667	390	239
Houston	9	6	0	.600	345	349
Pittsburgh	8	7	0	.533	265	299
Cincinnati	4	11	0	.267	285	370

Eastern Division

Indianapolis	9	6	0	.600	300	238
New England	8	7	0	.533	320	293
Miami	8	7	0	.533	362	335
Buffalo	7	8	0	.467	270	305
New York Jets	6	9	0	.400	334	360

Western Division

Denver	10	4	1	.700	379	268
Seattle	9	6	0	.600	371	314
San Diego	8	7	0	.533	253	317
Los Angeles Raiders	5	10	0	.333	301	269
Kansas City	4	11	0	.267	273	388

Minnesota defeated New Orleans, 44-10, in the NFC wild card. Minnesota defeated San Francisco, 36-24, and the Washington Redskins defeated Chicago, 21-17, in the NFC playoffs. Washington defeated Minnesota, 17-10, for the NFC title. Houston defeated Seattle, 23-20 (OT), in the AFC wild card. Cleveland defeated Indianapolis, 38-21, and the Denver Broncos defeated Houston, 34-10, in the AFC playoffs. Denver defeated Cleveland, 38-33, for the AFC title. Washington defeated Denver, 42-10, for the NFL title in Super Bowl XXII.

IN 1987: Jewels are retrieved from the wreckage of the oceanliner, Titanic.

1988

USUAL STARTING LINE UP

OFFENSE		DEFENSE	
WR 82	Pete Mandley	LE 76	Eric Williams
LT 75	Lomas Brown	NT 93	Jerry Ball
LG 53	Kevin Glover	RE 77	Keith Ferguson
C 52	Steve Mott	LB 58	George Jamison
RG 74	Joe Milinchik	LB 54	Chris Spielman
RT 73	Harvey Salem	LB 98	Dennis Gibson
TE 87	Pat Carter	LB 55	Michael Cofer
WR 89	Jeff Chadwick	CB 43	David Holmes
QB 12	Rusty Hilger	CB 29	Bruce McNorton
RB 32	Garry James	SS 36	Bennie Blades
FB 30	James Jones	FS 31	Devon Mitchell

LION LEADERS

RUSHING	Garry James - 182 att. - 552 yards - 5 TD's
PASSING	Rusty Hilger - 306 att. - 126 comp. - 1558 yards - 7 TD's - 12 INT's
RECEIVING	Pete Mandley - 44 rec. - 617 yards - 4 TD's
SCORING	Eddie Murray - 82 points (20 FG's, 22 PAT's)
PUNT RET	Pete Mandley - 37 ret. - 287 yards - 7.8 avg.
KO RET	Gary Lee - 18 ret. - 355 yards - 19.7 avg.
PUNTING	Jim Arnold - 97 punts - 4110 yards - 42.4 avg. - 22 in 20
INT's	Devon Mitchell and George Jamison - 3 each
TACKLES	Chris Spielman - 153 total - 118 solo - 35 assists
QB SACKS	Michael Cofer - 12.0 sacks - 88 yards

1988 RESULTS (4-12-0) 4th

Darryl Rogers, Coach (2-9-0)				
Date	Opponent	Crowd	W-L-T	Score
9-4	Atlanta	31,075*	W	31-17
9-11	Los Angeles Rams	46,262	L	10-17
9-18	New Orleans	32,943*	L	14-22
9-25	New York Jets	29,250*	L	10-17
10-2	San Francisco	58,285	L	13-20
10-9	Chicago	64,526*	L	7-24
10-16	New York Giants	74,813	L	10-30
10-23	Kansas City	66,926	W	7-6
10-30	New York Giants	38,354*	L	10-13(OT)
11-6	Minnesota	55,573	L	17-44
11-13	Tampa Bay	25,956*	L	20-23

Wayne Fontes, Interim Coach (2-3-0)

11-20	Green Bay (M)	44,327	W	19-9
11-24	Minnesota	46,479*	L	0-23
12-4	Green Bay	28,124*	W	30-14
12-11	Chicago	55,010	L	12-13
12-18	Tampa Bay	37,778	L	10-21

TEAM STATISTICS

	Detroit	(Avg.)	Opp.	(Avg.)
TOTAL YARDS	3405	212.8	5316	332.3
RUSHING YARDS	1243	77.7	2037	127.3
PASSING YARDS	2162	135.1	3279	204.9
POINTS SCORED	220	13.8	313	19.6

HONOR ROLL

MVP	Rusty Hilger (Offense), Michael Cofer (Defense), George Jamison (Special Teams)
PRO BOWL	Jim Arnold (P), Michael Cofer (LB)

1988 NFL STANDINGS

NATIONAL CONFERENCE

Central Division

	W	L	T	Pct.	Pts.	OP
Chicago	12	4	0	.750	312	215
Minnesota	11	5	0	.688	406	233
Tampa Bay	5	11	0	.313	216	350
DETROIT	4	12	0	.250	220	313
Green Bay	4	12	0	.250	240	315

Eastern Division

Philadelphia	10	6	0	.625	379	319
New York Giants	10	6	0	.625	359	304
Washington	7	9	0	.436	345	367
Phoenix	7	9	0	.438	344	398
Dallas	3	13	0	.168	265	361

Western Division

San Francisco	10	6	0	.625	369	294
L.A. Rams	10	6	0	.625	407	293
New Orleans	10	6	0	.625	312	283
Atlanta	5	11	0	.313	244	315

AMERICAN CONFERENCE

Central Division

	W	L	T	Pct.	Pts.	OP
Cincinnati	12	4	0	.750	446	329
Cleveland	10	6	0	.625	304	288
Houston	10	6	0	.625	424	365
Pittsburgh	5	11	0	.313	336	421

Eastern Division

Buffalo	12	4	0	.750	329	237
Indianapolis	9	7	0	.563	354	315
New England	9	7	0	.563	250	284
New York Jets	8	7	1	.531	372	354
Miami	6	10	0	.375	319	380

Western Division

Seattle	9	7	0	.563	339	329
Denver	8	8	0	.500	327	352
L.A. Raiders	7	9	0	.436	325	369
San Diego	6	10	0	.375	231	332
Kansas City	4	11	1	.261	254	320

Minnesota defeated the Los Angeles Rams, 28-17, in the NFC wild card. San Francisco defeated Minnesota, 34-9, and Chicago defeated Philadelphia, 20-12, in the NFC playoffs. San Francisco defeated Chicago, 28-3, for the NFC title. Houston defeated Cleveland, 24-23, in the AFC wild card. Buffalo defeated Houston, 17-10, and Cincinnati defeated Seattle, 21-13, in the AFC playoffs. Cincinnati defeated Buffalo, 21-10, for the AFC title. San Francisco defeated Cincinnati, 20-16, for the NFL title in Super Bowl XXIII.

IN 1988: Vice-President George Bush sweeps 40 states, defeating Michael Dukakis in the U.S. Presidential election.

1 9 8 9

USUAL STARTING LINE UP

OFFENSE

XR 82	Robert Clark
WR 84	Richard Johnson
LT 75	Lomas Brown
LG 65	Eric Andolsek
C 53	Kevin Glover
RG 67	Ken Dallafior
RT 73	Harvey Salem (8)
64	Eric Sanders (7)
YR 24	Jason Phillips (6)
81	Stacey Mobley (5)
ZR 87	Walter Stanley
QB 9	Rodney Peete
SB 20	Barry Sanders

DEFENSE

LE 76	Eric Williams
NT 93	Jerry Ball
RE 97	Kevin Brooks
LB 59	Jimmy Williams
LB 54	Chris Spielman
LB 57	Victor Jones (9)
98	Dennis Gibson (6)
LB 55	Michael Cofer (7)
58	George Jamison (6)
CB 21	Terry Taylor
CB 43	Jerry Holmes
SS 36	Bennie Blades
FS 35	William White

LION LEADERS

RUSHING	Barry Sanders - 280 att. - 1470 yards - 14 TD's
PASSING	Bob Gagliano - 232 att. - 117 comp. - 1671 yards - 6 TD's - 12 INT's
RECEIVING	Richard Johnson - 70 rec. - 1091 yards - 8 TD's
SCORING	Eddie Murray - 96 points (20 FG's, 36 PAT's)
PUNT RET	Walter Stanley - 36 ret. - 496 yards - 13.8 avg.
KO RET	Mel Gray - 24 ret. - 640 yards - 26.7 avg.
PUNTING	Jim Arnold - 82 punts - 3538 yards - 43.1 avg. - 15 in 20
INT's	Jerry Holmes - 6 INT's - 77 yards - 1 TD
TACKLES	Chris Spielman - 125 total - 89 solo - 36 assists
QB SACKS	Michael Cofer - 9.5 sacks - 60 yards

1989 RESULTS (7-9-0) 3rd

Wayne Fontes, Coach

Date	Opponent	Crowd	W-L-T	Score
9-10	Phoenix	36,735*	L	13-16
9-17	New York Giants	76,021	L	14-24
9-24	Chicago	71,148*	L	27-47
10-1	Pittsburgh	43,804*	L	3-23
10-8	Minnesota	55,380	L	17-24
10-15	Tampa Bay	46,225	W	17-16
10-22	Minnesota	51,579*	L	7-20
10-29	Green Bay (M)	53,731	L	20-23(OT)
11-5	Houston	46,056	L	31-35
11-12	Green Bay	44,324*	W	31-22
11-19	Cincinnati	55,720	L	7-42
11-23	Cleveland	65,624*	W	13-10
12-3	New Orleans	38,550*	W	21-14
12-10	Chicago	52,650	W	27-17
12-17	Tampa Bay	40,362*	W	33-7
12-24	Atlanta	7,792	W	31-24

TEAM STATISTICS

	Detroit	(Avg.)	Opp.	(Avg.)
TOTAL YARDS	4992	312.0	5537	346.1
RUSHING YARDS	2053	128.3	1621	101.3
PASSING YARDS	2939	183.7	3916	244.8
POINTS SCORED	312	19.5	364	22.8

HONOR ROLL

MVP	Barry Sanders (Offense), Jerry Ball (Defense), Toby Caston (Special Teams)
PRO BOWL	Jerry Ball (NT), Eddie Murray (K), Barry Sanders (RB), Chris Spielman (LB)

1989 NFL STANDINGS

NATIONAL CONFERENCE

Central Division

	W	L	T	Pct.	Pts.	OP
Minnesota	10	6	0	.625	351	275
Green Bay	10	6	0	.625	362	356
DETROIT	7	9	0	.438	312	364
Chicago	6	10	0	.375	356	377
Tampa Bay	5	11	0	.313	320	419

Eastern Division

	W	L	T	Pct.	Pts.	OP
New York Giants	12	4	0	.750	348	252
Philadelphia	11	5	0	.688	342	274
Washington	10	6	0	.625	386	308
Phoenix	5	11	0	.313	256	377
Dallas	1	15	0	.063	204	393

Western Division

	W	L	T	Pct.	Pts.	OP
San Francisco	14	2	0	.875	442	253
Los Angeles Rams	11	5	0	.688	426	344
New Orleans	9	7	0	.563	386	301
Atlanta	3	13	0	.188	279	437

AMERICAN CONFERENCE

Central Division

	W	L	T	Pct.	Pts.	OP
Cleveland	9	6	1	.594	334	254
Houston	9	7	0	.563	365	412
Pittsburgh	9	7	0	.563	265	326
Cincinnati	8	8	0	.500	404	285

Eastern Division

	W	L	T	Pct.	Pts.	OP
Buffalo	9	7	0	.563	409	317
Indianapolis	8	8	0	.500	298	301
Miami	8	8	0	.500	331	379
New England	5	11	0	.313	297	391
New York Jets	4	12	0	.250	253	411

Western Division

	W	L	T	Pct.	Pts.	OP
Denver	11	5	0	.688	362	226
Kansas City	8	7	1	.531	318	286
Los Angeles Raiders	8	8	0	.500	315	297
Seattle	7	9	0	.438	241	327
San Diego	6	10	0	.375	266	290

The Los Angeles Rams defeated Philadelphia, 21-7, in the NFC wild card. The Los Angeles Rams defeated the New York Giants, 19-13, in overtime and San Francisco defeated Minnesota, 41-13, in the NFC playoffs. San Francisco defeated the Los Angeles Rams, 30-3, for the NFC title. Pittsburgh defeated Houston, 28-23, (OT) in the AFC wild card. Denver defeated Pittsburgh, 24-23, and Cleveland defeated Buffalo, 34-30, in the AFC playoffs. Denver defeated Cleveland, 37-21, for the AFC title. The San Francisco 49ers defeated the Denver Broncos, 55-10, for the NFL title in Super Bowl XXIV.

1990

USUAL STARTING LINE UP

OFFENSE		DEFENSE	
XR 82 Robert Clark	LE 70 Dan Owens	NT 93 Jerry Ball	
WR 84 Richard Johnson	RE 77 Keith Ferguson	LB 59 Jimmy Williams (9)	
LT 75 Lomas Brown	LB 58 George Jamison (7)	LB 54 Chris Spielman	
LG 65 Eric Andolsek	LB 98 Dennis Gibson	LB 55 Michael Cofer	
C 53 Kevin Glover	CB 29 Bruce McNorton (8)	CB 39 Ray Crockett (6)	
RG 67 Ken Dallafior	CB 25 LeRoy Irvin	CB 89 Terry Greer (8)	
RT 73 Harvey Salem	SS 35 William White	SS 9 Rodney Peete	
YR 87 Jeff Campbell (8)	FS 36 Bennie Blades	FS 20 Barry Sanders	
83 Aubrey Matthews (6)			

LION LEADERS

RUSHING Barry Sanders - 255 att. - 1304 yards - 13 TD's

PASSING Rodney Peete - 271 att. - 142 comp. - 1974 yards - 13 TD's - 8 INT's

RECEIVING Richard Johnson - 64 rec. - 727 yards - 6 TD's

SCORING Barry Sanders - 96 points (16 TD's)

PUNT RET Mel Gray - 34 ret. - 362 yards - 10.6 avg.

KO RET Mel Gray - 41 ret. - 939 yards - 22.9 avg.

PUNTING Jim Arnold - 63 punts - 2560 yards - 40.6 avg. - 10 In 20

INT's William White - 5 INT's - 120 yards - 24.0 avg. - 1 TD

TACKLES Chris Spielman - 108 total - 79 solo - 29 assists

QB SACKS Michael Cofer - 10.0 sacks - 57 yards

1990 RESULTS (6-10-0) 3rd

Wayne Fontes, Coach

Date	Opponent	Crowd	W-L-T	Score
9-9	Tampa Bay	54,728*	L	21-38
9-16	Atlanta	48,961*	W	21-14
9-23	Tampa Bay	55,075	L	20-23
9-30	Green Bay	64,509*	L	21-24
10-7	Minnesota	57,586	W	34-27
10-14	Kansas City	74,312	L	24-43
10-28	New Orleans	64,368	W	27-10
11-4	Washington	69,326*	L	38-41(OT)
11-11	Minnesota	68,264*	L	7-17
11-18	New York Giants	76,109	L	0-20
11-22	Denver	73,896*	W	40-27
12-2	Chicago	62,313	L	17-23(OT)
#12-10	LA Raiders	72,190*	L	31-38
12-16	Chicago	67,759*	W	38-21
12-22	Green Bay	46,700	W	24-17
12-30	Seattle	50,681	L	10-30

#Silverdome sellout

TEAM STATISTICS

	Detroit	(Avg.)	Opp.	(Avg.)
TOTAL YARDS	4984	311.5	5734	358.4
RUSHING YARDS	1929	120.6	2388	149.3
PASSING YARDS	3055	190.9	3346	209.1
POINTS SCORED	373	23.3	413	25.8

HONOR ROLL

MVP Barry Sanders (Offense), Michael Cofer (Defense), Niko Noga (Special Teams)

PRO BOWL Jerry Ball (NT), Lomas Brown (T), Mel Gray (KR), Barry Sanders (RB), Chris Spielman (LB)

1990 NFL STANDINGS

NATIONAL CONFERENCE

Central Division

	W	L	T	Pct.	Pts.	OP
Chicago	11	5	0	.688	348	260
Tampa Bay	6	10	0	.375	264	367
DETROIT	6	10	0	.375	373	413
Green Bay	6	10	0	.375	271	347
Minnesota	6	10	0	.375	351	326

Eastern Division

New York Giants	13	3	0	.813	335	211
Philadelphia	10	6	0	.625	396	239
Washington	10	6	0	.625	381	301
Dallas	7	9	0	.438	244	308
Phoenix	5	11	0	.313	268	396

Western Division

San Francisco	14	2	0	.875	353	239
New Orleans	8	8	0	.500	274	275
Los Angeles Rams	5	11	0	.313	345	412
Atlanta	5	11	0	.313	348	365

AMERICAN CONFERENCE

Central Division

	W	L	T	Pct.	Pts.	OP
Cincinnati	9	7	0	.563	360	352
Houston	9	7	0	.563	405	307
Pittsburgh	9	7	0	.563	292	240
Cleveland	3	13	0	.188	228	462

Eastern Division

Buffalo	13	3	0	.813	428	263
Miami	12	4	0	.750	336	242
Indianapolis	7	9	0	.438	281	353
New York Jets	6	10	0	.375	295	345
New England	1	15	0	.063	181	446

Western Division

Los Angeles Raiders	12	4	0	.813	428	263
Kansas City	11	5	0	.688	369	257
Seattle	9	7	0	.563	306	386
San Diego	6	10	0	.375	315	281
Denver	5	11	0	.313	331	374

Washington defeated Philadelphia, 20-6, and Chicago defeated New Orleans, 16-6, in NFC wild card. San Francisco defeated Washington, 28-10, and New York Giants defeated Chicago, 31-3, in NFC playoffs. New York Giants defeated San Francisco, 15-13, for NFC title. Cincinnati defeated Houston, 41-14, and Miami defeated Kansas City, 17-16, in AFC wild card. Buffalo defeated Miami, 44-34, and Los Angeles Raiders defeated Cincinnati, 20-10, in AFC playoffs. Buffalo defeated Los Angeles Raiders, 51-3, for AFC title. NY Giants defeated Buffalo, 20-19, for the NFL title in Super Bowl XXV.

IN 1990: South African government frees Nelson Mandela after more than 27 years in prison.

1991

USUAL STARTING LINE UP

OFFENSE		DEFENSE	
XR 86	Willie Green	LE 92	Marc Spindler
WR 80	Brett Periman	NT 93	Jerry Ball
LT 75	Lomas Brown	RE 90	Dan Owens
LG 65	Eric Andolsek	LB 58	George Jamison
C 53	Kevin Glover	LB 54	Chris Spielman
RG 60	Mike Utley	LB 98	Dennis Gibson
RT 64	Eric Sanders	LB 99	Tracy Hayworth
YR 81	Mike Farr	CB 39	Ray Crockett
ZR 82	Robert Clark	CB 24	Melvin Jenkins
QB 9	Rodney Peete (8)	SS 35	William White
	12 Erik Kramer (8)	FS 36	Bennie Blades
SB 20	Barry Sanders		

LION LEADERS

RUSHING	Barry Sanders - 342 att. - 1548 yards - 16 TD's
PASSING	Erik Kramer - 265 att. - 136 comp. - 1635 yards - 11 TD's - 8 INT's
RECEIVING	Brett Perriman - 52 rec. - 668 yards - 1 TD
SCORING	Barry Sanders - 102 points (17 TD's)
PUNT RET	Mel Gray - 25 ret. - 385 yards - 15.4 avg. - 1 TD
KO RET	Mel Gray - 36 ret. - 929 yards - 25.8 avg.
PUNTING	Jim Arnold - 75 punts - 3092 yards - 41.2 avg. - 27 In 20
INT's	Ray Crockett - 6 INT's - 141 yards - 1 TD
TACKLES	Chris Spielman - 126 total - 84 solo - 42 assists
QB SACKS	Jeff Hunter - 6.0 sacks - 53 yards

1991 RESULTS (12-4-0) 1st

Wayne Fontes, Coach				
Date	Opponent	Crowd	W-L-T	Score
9-1	Washington	52,958	L	0-45
9-8	Green Bay	43,132*	W	23-14
9-15	Miami	56,896*	W	17-13
9-22	Indianapolis	53,396	W	33-24
9-29	Tampa Bay	44,479*	W	31-3
10-6	Minnesota	63,423*	W	24-20
10-20	San Francisco	61,240	L	3-35
#10-27	Dallas	74,906*	W	34-10
11-3	Chicago	57,261	L	10-20
11-10	Tampa Bay	37,742	L	21-30
11-17	Los Angeles Rams	60,873*	W	21-10
11-24	Minnesota	51,644	W	34-14
#11-28	Chicago	78,879*	W	16-6
12-8	New York Jets	69,304*	W	34-20
12-15	Green Bay	43,861	W	21-17
12-22	Buffalo	78,059	W	17-14(OT)

NFC Playoffs

#1-5	Dallas	79,835*	W	38-6
1-12	Washington	55,585	L	10-41

#Silverdome sellout

TEAM STATISTICS

	Detroit	(Avg.)	Opp.	(Avg.)
TOTAL YARDS	4781	298.8	5033	314.6
RUSHING YARDS	1923	120.2	1747	109.2
PASSING YARDS	2858	178.6	3286	205.4
POINTS SCORED	339	21.2	295	18.4

HONOR ROLL

MVP	Barry Sanders (Offense), George Jamison (Defense), Mel Gray (Special Teams)
PRO BOWL	Jerry Ball (NT), Bennie Blades (S), Lomas Brown (T), Mel Gray (KR), Barry Sanders (RB), Chris Spielman (LB)

1991 NFL STANDINGS

NATIONAL CONFERENCE

Central Division

	W	L	T	Pct.	Pts.	OP
DETROIT	12	4	0	.750	339	295
Chicago	11	5	0	.688	299	269
Minnesota	8	8	0	.500	301	306
Green Bay	4	12	0	.250	273	313
Tampa Bay	3	13	0	.188	199	365

Eastern Division

Washington	14	2	0	.875	485	224
Dallas	11	5	0	.688	342	310
Philadelphia	10	6	0	.625	285	244
New York Giants	8	8	0	.500	281	297
Phoenix	4	12	0	.250	196	344

Western Division

New Orleans	11	5	0	.688	341	211
Atlanta	10	6	0	.625	361	338
San Francisco	10	6	0	.625	393	239
Los Angeles Rams	3	13	0	.188	234	390

AMERICAN CONFERENCE

Central Division

	W	L	T	Pct.	Pts.	OP
Houston	11	5	0	.688	386	251
Pittsburgh	7	9	0	.438	292	344
Cleveland	6	10	0	.375	293	298
Cincinnati	3	13	0	.188	263	435

Eastern Division

Buffalo	13	3	0	.813	448	318
New York Jets	8	8	0	.500	314	293
Miami	8	8	0	.500	343	349
New England	6	10	0	.375	211	305
Indianapolis	1	15	0	.063	143	381

Western Division

Denver	12	4	0	.750	304	235
Kansas City	10	6	0	.625	322	252
Los Angeles Raiders	9	7	0	.563	298	297
Seattle	7	9	0	.438	276	261
San Diego	4	12	0	.250	274	342

Atlanta defeated New Orleans, 27-20, and Dallas defeated Chicago, 17-13, in NFC wild card. Washington defeated Atlanta, 24-7, and DETROIT defeated Dallas, 38-8, in NFC playoffs. Washington defeated DETROIT, 45-10, for NFC title. Kansas City defeated Los Angeles Raiders, 10-6, and Houston defeated New York Jets, 17-10, in AFC wild card. Buffalo defeated Kansas City, 37-14, and Denver defeated Houston, 26-24, in AFC playoffs. Buffalo defeated Denver, 10-7, for AFC title. Washington defeated Buffalo, 37-24, for the NFL title in Super Bowl XXVI.

IN 1991: In Operation Desert Storm, Unified U.N. Forces drive Iraqi troops out of Kuwait.

1992

USUAL STARTING LINE UP

OFFENSE		DEFENSE	
XR 86 Willie Green	LE 92 Marc Spindler	NT 93 Jerry Ball	
WR 80 Brett Perriman	RE 94 Kelvin Pritchett	LB 58 George Jamison	
LT 75 Lomas Brown	LB 54 Chris Spielman	LB 98 Dennis Gibson	
LG 66 Shawn Bouwens	LB 55 Michael Cofer (8)	LB 59 Tracy Scroggins (7)	
C 53 Kevin Glover (7)	CB 39 Ray Crockett	CB 24 Melvin Jenkins	
RG 67 Ken Dallafior	CB 24 Melvin Jenkins	SS 35 William White	
RT 76 Scott Conover	SS 35 William White	FS 36 Bennie Blades	
YR 81 Mike Farr			
ZR 84 Herman Moore			
QB 9 Rodney Peete			
SB 20 Barry Sanders			

LION LEADERS

RUSHING Barry Sanders - 312 att. - 1352 yards - 9 TD's

PASSING Rodney Peete - 213 att. - 123 comp. - 1702 yards - 9 TD's - 9 INT's

RECEIVING Brett Perriman - 69 rec. - 810 yards - 4 TD's

SCORING Jason Hanson - 93 points (21 FG's, 30 PAT's)

PUNT RET Mel Gray - 18 ret. - 175 yards - 9.7 avg. - 1 TD

KO RET Mel Gray - 42 ret. - 1006 yards - 24.0 avg. - 1 TD

PUNTING Jim Arnold - 65 punts - 2846 yards - 43.8 avg. - 12 in 20

INT's Ray Crockett, Melvin Jenkins, Kevin Scott and William White - 4 each

TACKLES Chris Spielman - 146 total- 94 solo - 52 assists

QB SACKS Tracy Scroggins - 7.5 sacks - 41.0 yards

1992 RESULTS (5-11-0) 5th

Wayne Fontes, Coach

Date	Opponent	Crowd	W-L-T	Score
9-6	Chicago	63,672	L	24-27
9-13	Minnesota	57,519*	W	31-17
9-20	Washington	55,818	L	10-13
9-27	Tampa Bay	51,374*	L	23-27
10-4	New Orleans	66,971*	L	7-13
10-15	Minnesota	52,816	L	14-31
10-25	Tampa Bay	53,995	W	38-7
11-1	Green Bay	60,594*	L	13-27
#11-8	Dallas	74,816*	L	3-37
11-15	Pittsburgh	52,242	L	14-17
11-22	Cincinnati	48,574	W	19-13
11-26	Houston	73,711*	L	21-24
12-6	Green Bay	49,469	L	10-38
12-13	Cleveland	65,970*	W	24-14
12-20	Chicago	72,777*	W	16-3
12-28	San Francisco	55,907	L	6-24

#Silverdome sellout

TEAM STATISTICS

	Detroit	(Avg.)	Opp.	(Avg.)
TOTAL YARDS	4440	277.5	5058	316.1
RUSHING YARDS	1644	102.8	1841	115.1
PASSING YARDS	2796	174.8	3217	201.1
POINTS SCORED	273	17.1	332	20.8

HONOR ROLL

MVP Barry Sanders (Offense), Bennie Blades (Defense), Mel Gray/Melvin Jenkins (Special Teams)

PRO BOWL Lomas Brown (T), Mel Gray (KR), Barry Sanders (RB)

1992 NFL STANDINGS

NATIONAL CONFERENCE

Central Division

	W	L	T	Pct.	Pts.	OP
Minnesota	11	5	0	.688	374	249
Green Bay	9	7	0	.563	276	296
Tampa Bay	5	11	0	.313	267	365
Chicago	5	11	0	.313	295	361
DETROIT	5	11	0	.313	273	332

Eastern Division

	W	L	T	Pct.	Pts.	OP
Dallas	13	3	0	.813	409	243
Philadelphia	11	5	0	.688	354	245
Washington	9	7	0	.563	300	255
New York Giants	6	10	0	.375	306	367
Phoenix	4	12	0	.250	243	332

Western Division

	W	L	T	Pct.	Pts.	OP
San Francisco	14	2	0	.875	431	236
New Orleans	12	4	0	.750	330	202
Atlanta	6	10	0	.375	327	414
Los Angeles Rams	6	10	0	.375	313	383

AMERICAN CONFERENCE

Central Division

	W	L	T	Pct.	Pts.	OP
Pittsburgh	11	5	0	.688	299	225
Houston	10	6	0	.625	352	258
Cleveland	7	9	0	.438	272	275
Cincinnati	5	11	0	.313	274	364

Eastern Division

	W	L	T	Pct.	Pts.	OP
Miami	11	5	0	.688	340	281
Buffalo	11	5	0	.688	381	283
Indianapolis	9	7	0	.563	216	302
New York Jets	4	12	0	.250	220	315
New England	2	14	0	.125	205	363

Western Division

	W	L	T	Pct.	Pts.	OP
San Diego	11	5	0	.688	335	241
Kansas City	10	6	0	.625	348	282
Denver	8	8	0	.500	262	329
Los Angeles Raiders	7	9	0	.438	249	281
Seattle	2	14	0	.125	140	312

Washington defeated Minnesota, 24-7, and Philadelphia defeated New Orleans, 36-20, in NFC wild card. San Francisco defeated Washington, 20-13, and Dallas defeated Philadelphia, 34-10 in NFC Playoffs. Dallas defeated San Francisco 30-20 for NFC title. San Diego defeated Kansas City, 17-0, and Buffalo defeated Houston 41-38 in overtime in AFC wild card. Buffalo defeated Pittsburgh, 24-3, and Miami defeated San Diego 31-0, in AFC Playoffs. Buffalo defeated Miami 29-10 for AFC title. Dallas defeated Buffalo 52-17, for the NFL title in Super Bowl XXVII.

IN 1992: The U.S., playing with a "Dream Team" of NBA players for the first time, dominates the Olympic basketball tournament on the way to a gold medal.

1993

USUAL STARTING LINE UP

OFFENSE		DEFENSE	
XR 86 Willie Green	LE 93 Marc Spindler	LE 93 Marc Spindler	NT 96 Lawrence Pete
49 Ty Hallock (TE)	NT 96 Lawrence Pete	RE 90 Dan Owens	LB 58 George Jamison
WR 80 Brett Perriman	RE 90 Dan Owens	LB 54 Chris Spielman	LB 98 Dennis Gibson
LT 75 Lomas Brown	LB 58 George Jamison	LB 56 Pat Swilling	CB 39 Ray Crockett
LG 67 Dave Richards	LB 54 Chris Spielman	CB 39 Ray Crockett	CB 38 Kevin Scott
C 53 Kevin Glover	LB 98 Dennis Gibson	SS 35 William White	FS 21 Harry Colon
RG 79 Bill Fralic	LB 56 Pat Swilling		
RT 73 David Lutz	CB 39 Ray Crockett		
TE 82 Rodney Holman	CB 38 Kevin Scott		
ZR 84 Herman Moore	SS 35 William White		
QB 9 Rodney Peete (8)	FS 21 Harry Colon		
SB 20 Barry Sanders			

LION LEADERS

RUSHING Barry Sanders - 243 att. - 1115 yards
PASSING Rodney Peete - 252 att. - 157 comp. - 1670 yards - 6 TD's - 14 INT's
RECEIVING Herman Moore - 88 rec. - 935 yards - 6 TD's
SCORING Jason Hanson - 130 points (34 FG's, 28 PAT's)
PUNT RET Mel Gray - 23 ret. - 197 yards
KO RET Mel Gray - 28 ret. - 688 yards - 1 TD
PUNTING Jim Arnold - 72 punts - 3207 yards - 41.2 avg. - 15 in 20
INT's Pat Swilling - 3 INT's - 16 yards
TACKLES Chris Spielman - 148 total - 97 solo - 51 assists
QB SACKS Robert Porcher - 8.5 sacks - 53 yards

1993 RESULTS (10-6) 1st

Wayne Fontes, Coach

Date	Opponent	Crowd	W-L-T	Score
9-5	Atlanta	56,216*	W	30-13
9-12	New England	54,151	W	19-16(OT)
9-19	New Orleans	69,039	L	3-14
9-26	Phoenix	57,180*	W	26-20
10-3	Tampa Bay	40,794	L	10-27
10-17	Seattle	60,801*	W	30-10
10-24	Los Angeles Rams	43,850	W	16-13
10-31	Minnesota	53,739	W	30-27
11-7	Tampa Bay	65,295*	W	23-0
11-21	Green Bay	55,119	L	17-26
11-25	Chicago	76,699*	L	6-10
12-5	Minnesota	63,216*	L	0-13
12-12	Phoenix	39,393	W	21-14
#12-19	San Francisco	77,052*	L	17-55
12-26	Chicago	43,443	W	20-14
#1-2	Green Bay	77,510*	W	30-20

NFC Playoffs

1-8	Green Bay	68,479*	L	24-28
-----	-----------	---------	---	-------

#Silverdome sellout

TEAM STATISTICS

	Detroit	(Avg.)	Opp.	(Avg.)
TOTAL YARDS	4658	291.1	4669	291.8
RUSHING YARDS	1944	121.5	1649	103.1
PASSING YARDS	2714	169.6	3020	188.8
POINTS SCORED	298	18.6	292	183

HONOR ROLL

MVP Barry Sanders (Offense), Chris Spielman (Defense), Jason Hanson (Special Teams)
PRO BOWL Lomas Brown (T), Barry Sanders (RB), Pat Swilling (LB)

1993 NFL STANDINGS

NATIONAL CONFERENCE

Central Division

	W	L	T	Pct.	Pts.	OP
DETROIT	10	6	0	.625	298	292
Minnesota	9	7	0	.563	277	290
Green Bay	9	7	0	.563	340	282
Chicago	7	9	0	.438	234	230
Tampa Bay	5	11	0	.313	237	376

Eastern Division

Dallas	12	4	0	.750	376	229
New York Giants	11	5	0	.686	288	205
Philadelphia	8	8	0	.500	293	315
Phoenix	7	9	0	.438	326	269
Washington	4	12	0	.250	230	345

Western Division

San Francisco	10	6	0	.625	473	295
New Orleans	8	8	0	.500	317	343
Atlanta	6	10	0	.375	316	385
Los Angeles Rams	5	11	0	.313	221	367

AMERICAN CONFERENCE

Central Division

	W	L	T	Pct.	Pts.	OP
Houston	12	4	0	.750	368	236
Pittsburgh	9	7	0	.563	308	281
Cleveland	7	9	0	.438	304	307
Cincinnati	3	13	0	.188	187	319

Eastern Division

Buffalo	12	4	0	.750	329	242
Miami	9	7	0	.563	349	351
New York Jets	8	8	0	.500	270	247
New England	5	11	0	.313	238	286
Indianapolis	4	12	0	.250	189	38

Western Division

Kansas City	11	5	0	.688	328	291
Los Angeles Raiders	10	6	0	.625	306	326
Denver	9	7	0	.563	373	284
San Diego	8	8	0	.500	322	290
Seattle	6	10	0	.375	280	314

Green Bay defeated DETROIT 28-24, and New York Giants defeated Minnesota 17-10, in NFC wild card. San Francisco defeated New York Giants 44-3, and Dallas defeated Green Bay 27-17 in NFC playoffs. Dallas defeated San Francisco 38-21, for NFC title. Kansas City defeated Pittsburgh 27-24 (OT), and Los Angeles Raiders defeated Denver 42-24 in AFC wild card. Buffalo defeated Los Angeles Raiders 29-23, and Kansas City defeated Houston 28-20 in AFC playoffs. Buffalo defeated Kansas City 30-13 for AFC title. Dallas defeated Buffalo 30-13 for the NFL title in Super Bowl XXVIII.

1994

USUAL STARTING LINE UP

OFFENSE		DEFENSE	
XR 80 Brett Perriman	LE 91 Robert Porcher	TE 49 Ty Hallock (10)	NT 93 Marc Spindler (8)
82 Rodney Holman (7)	90 Dan Owens (8)	LT 75 Lomas Brown	RE 94 Kelvin Pritchett
LG 66 Shawn Bouwens	LB 51 Broderick Thomas	C 53 Kevin Glover	LB 54 Chris Spielman
RG 67 Doug Widell	LB 59 Mike Johnson	RT 73 David Lutz	LB 97 Tracy Scroggins (9)
TE 89 Ron Hall (10)	56 Pat Swilling (7)	ZR 84 Herman Moore	CB 47 Ryan McNeil
QB 19 Scott Mitchell (9)	CB 40 Robert Massey	17 Dave Krieg (7)	SS 32 Willie Clay
RB 20 Barry Sanders	FS 36 Bennie Blades		

LION LEADERS

RUSHING	Barry Sanders - 331 att. - 1883 yards - 7 TD's
PASSING	Scott Mitchell - 246 att. - 119 comp. - 1456 yards - 10 TD's - 11 INT's
RECEIVING	Herman Moore - 72 rec. - 1173 yards - 11 TD's
SCORING	Jason Hanson - 93 points (18 FG's, 39 PAT's)
PUNT RET	Mel Gray - 21 ret. - 233 yards - 11.1 avg.
KO RET	Mel Gray - 45 ret. - 1276 yards - 28.4 avg. - 3 TD's
PUNTING	Greg Montgomery - 63 punts - 2782 yards - 44.2 avg. - 19 In 20
INT's	Robert Massey - 4 INT's - 25 yards
TACKLES	Chris Spielman - 195 total - 124 solo - 71 assists
QB SACKS	Broderick Thomas - 7.0 sacks - 49.5 yards

1994 RESULTS (9-7) 3rd

Wayne Fontes, Coach

Date	Opponent	Crowd	W-L-T	Score
9-4	Atlanta	60,740*	W	31-28(OT)
9-11	Minnesota	57,349	L	3-10
9-19	Dallas	64,102	W	20-17(OT)
9-25	New England	59,618*	L	17-23
10-2	Tampa Bay	38,012	L	14-24
#10-9	San Francisco	77,340*	L	21-27
#10-23	Chicago	73,574*	W	21-16
10-30	New York Giants	75,124	W	28-25(OT)
11-6	Green Bay	54,995	L	30-38
11-13	Tampa Bay	50,814*	W	14-9
11-20	Chicago	55,035	L	10-20
#11-24	Buffalo	75,672*	W	35-21
#12-4	Green Bay	76,338*	W	34-31
12-10	New York Jets	56,080	W	18-7
#12-17	Minnesota	73,881*	W	41-19
12-25	Miami	70,980	L	20-27

NFC Playoffs

12-31	Green Bay	58,125	L	12-16
-------	-----------	--------	---	-------

#Silverdome sellout

TEAM STATISTICS

	Detroit	(Avg.)	Opp.	(Avg.)
TOTAL YARDS	5000	312.5	5405	338.0
RUSHING YARDS	2080	130.0	1859	116.2
PASSING YARDS	2922	182.5	3546	221.8
POINTS SCORED	357	22.3	342	21.4

HONOR ROLL

MVP	Barry Sanders (Offense), Chris Spielman (Defense), Mel Gray (Special Teams)
PRO BOWL	Lomas Brown (T), Mel Gray (KR), Herman Moore (WR), Barry Sanders (RB), Chris Spielman (LB)

1994 NFL STANDINGS

NATIONAL CONFERENCE

Central Division

	W	L	T	Pct.	Pts.	OP
Minnesota	10	6	0	.625	356	314
Green Bay	9	7	0	.563	382	287
DETROIT	9	7	0	.563	357	342
Chicago	9	7	0	.563	271	307
Tampa Bay	6	10	0	.375	251	351

Eastern Division

Dallas	12	4	0	.750	414	248
New York Giants	9	7	0	.563	279	305
Arizona	8	8	0	.500	235	267
Philadelphia	7	9	0	.438	308	308
Washington	3	13	0	.188	320	412

Western Division

San Francisco	13	3	0	.813	505	296
New Orleans	7	9	0	.438	348	407
Atlanta	7	9	0	.438	317	385
Los Angeles Rams	4	12	0	.250	286	365

AMERICAN CONFERENCE

Central Division

	W	L	T	Pct.	Pts.	OP
Pittsburgh	12	4	0	.750	316	234
Cleveland	11	5	0	.688	340	204
Cincinnati	3	13	0	.188	276	406
Houston	2	14	0	.125	226	352

Eastern Division

Miami	10	6	0	.625	389	327
New England	10	6	0	.625	351	312
Indianapolis	8	8	0	.500	307	320
Buffalo	7	9	0	.438	340	356
New York Jets	6	10	0	.375	264	320

Western Division

San Diego	11	5	0	.688	381	306
Kansas City	9	7	0	.563	319	298
Los Angeles Raiders	9	7	0	.563	303	327
Denver	7	9	0	.438	347	396
Seattle	6	10	0	.375	287	323

Green Bay defeated DETROIT, 16-12, and Chicago defeated Minnesota, 35-18, in NFC wild card. San Francisco defeated Chicago, 44-15, and Dallas defeated Green Bay, 35-9, in NFC playoffs. San Francisco defeated Dallas, 38-28, for NFC title, Miami defeated Kansas City, 27-17, and Cleveland defeated New England, 20-13, in AFC wild card. Pittsburgh defeated Cleveland, 29-9, and San Diego defeated Miami, 22-21, in AFC playoffs. San Diego defeated Pittsburgh, 17-13, for AFC title. San Francisco defeated San Diego, 49-26, for the NFL title in Super Bowl XXIX.

IN 1994: A players' strike forces the cancellation of the last two months of baseball season and the World Series.

1995

USUAL STARTING LINE UP

OFFENSE		DEFENSE	
XR 80 Brett Perriman	LE 94 Luther Elliss	LE 94 Luther Elliss	
WR 87 Johnnie Morton	NT 98 Henry Thomas	NT 98 Henry Thomas	
LT 75 Lomas Brown	UT 91 Robert Porcher	UT 91 Robert Porcher	
LG 67 Doug Widell	RE 97 Tracy Scroggins	RE 97 Tracy Scroggins	
C 53 Kevin Glover	SLB 99 Tracy Hayworth	SLB 99 Tracy Hayworth	
RG 73 David Lutz	MLB 54 Chris Spielman	MLB 54 Chris Spielman	
RT 71 Zetross Moss	WLB 59 Mike Johnson	WLB 59 Mike Johnson	
TE 86 David Sloan (8)	CB 47 Ryan McNeil	CB 47 Ryan McNeil	
89 Ron Hall (6)	CB 31 Corey Raymond	CB 31 Corey Raymond	
ZR 84 Herman Moore	SS 32 Willie Clay	SS 32 Willie Clay	
QB 19 Scott Mitchell	FS 36 Bennie Blades	FS 36 Bennie Blades	
RB 20 Barry Sanders			

LION LEADERS

RUSHING Barry Sanders - 314 att. - 1500 yards - 11 TD's

PASSING Scott Mitchell 583 att. - 346 comp. - 4338 yards - 32 TD's - 12 INT's

RECEIVING Herman Moore - 123 rec. - 1686 yards - 14 TD's

SCORING Jason Hanson - 132 points (28 FG's, 48 PAT's)

PUNT RET Johnnie Morton - 7 ret. - 48 yards - 6.9 avg.

KO RET Ron Rivers 19 ret. - 420 yards - 22.1 avg.

PUNTING Mark Royals - 57 punts - 2393 yards - 42.0 avg. - 15 in 20

INT's Willie Clay - 8 INT's - 173 yards

TACKLES Chris Spielman 137 total - 90 solo - 47 assists

QB SACKS Henry Thomas - 10.5 sacks - 82.0 yards

1995 RESULTS (10-6) 2nd

Wayne Fontes, Coach

Date	Opponent	Crowd	W-L-T	Score
9-3	Pittsburgh	58,002	L	20-23
9-10	Minnesota	52,234	L	10-20
9-17	Arizona	58,727*	L	17-20
#9-25	San Francisco	76,236*	W	27-24
#10-8	Cleveland	74,171*	W	38-20
10-15	Green Bay	60,302	L	21-30
10-22	Washington	52,332	L	30-36(OT)
#10-29	Green Bay	73,462*	W	24-16
11-5	Atlanta	49,619	L	22-34
11-12	Tampa Bay	60,644*	W	27-24
11-19	Chicago	61,779	W	24-17
#11-23	Minnesota	74,559*	W	44-38
#12-4	Chicago	77,230*	W	27-7
12-10	Houston	35,482	W	24-17
12-17	Jacksonville	70,204*	W	44-0
12-23	Tampa Bay	50,049	W	37-10

NFC Playoffs

12-30	Philadelphia	66,492	L	37-58
-------	--------------	--------	---	-------

#Silverdome sellout

TEAM STATISTICS

	Detroit	(Avg.)	Opp.	(Avg.)
TOTAL YARDS	6115	382.2	5600	350.0
RUSHING YARDS	1753	109.6	1795	112.2
PASSING YARDS	4362	272.6	3805	237.8
POINTS SCORED	436	27.3	336	21.0

HONOR ROLL

MVP Herman Moore (Offense), Henry Thomas (Defense), Ron Rivers (Special Teams)

PRO BOWL Lomas Brown (T), Kevin Glover (C), Herman Moore (WR), Barry Sanders (RB)

1995 NFL STANDINGS

NATIONAL CONFERENCE

Central Division

	W	L	T	Pct.	Pts.	OP
Green Bay	11	5	0	.688	404	314
DETROIT	10	6	0	.625	436	336
Chicago	9	7	0	.563	392	360
Minnesota	8	8	0	.500	412	385
Tampa Bay	7	9	0	.438	238	335

Eastern Division

Dallas	12	4	0	.750	435	291
Philadelphia	10	6	0	.625	318	338
Washington	6	10	0	.375	326	359
New York Giants	5	11	0	.313	290	340
Arizona	4	12	0	.250	275	422

Western Division

San Francisco	11	5	0	.688	457	258
Atlanta	9	7	0	.563	362	349
St. Louis	7	9	0	.438	309	418
Carolina	7	9	0	.438	289	325
New Orleans	7	9	0	.438	319	348

AMERICAN CONFERENCE

Central Division

	W	L	T	Pct.	Pts.	OP
Pittsburgh	11	5	0	.688	407	327
Cincinnati	7	9	0	.438	349	374
Houston	7	9	0	.438	348	324
Cleveland	5	11	0	.313	289	356
Jacksonville	4	12	0	.250	275	404

Eastern Division

Buffalo	10	6	0	.625	350	335
Indianapolis	9	7	0	.563	331	316
Miami	9	7	0	.563	398	332
New England	6	10	0	.375	294	377
New York Jets	3	13	0	.188	233	384

Western Division

Kansas City	13	3	0	.813	358	241
San Diego	9	7	0	.563	321	323
Seattle	8	8	0	.500	363	366
Denver	8	8	0	.500	388	345
Oakland	8	8	0	.500	348	332

Philadelphia defeated DETROIT, 58-37, and Green Bay defeated Atlanta, 37-20, in NFC wild card. Green Bay defeated San Francisco, 27-17, and Dallas defeated Philadelphia, 30-11, in NFC playoffs. Dallas defeated Green Bay 38-27, for NFC title. Indianapolis defeated San Diego, 35-20, and Buffalo defeated Miami, 37-22, in AFC wild card. Pittsburgh defeated Buffalo, 40-21, and Indianapolis defeated Kansas City, 10-7, in AFC playoffs. Pittsburgh defeated Indianapolis, 20-16, for AFC title. Dallas defeated Pittsburgh 27-17, for the NFL title in Super Bowl XXX.

IN 1995: In April, the bombing of the Federal Building in Oklahoma City, Oklahoma, kills 168 people.

1996

USUAL STARTING LINE UP

OFFENSE			DEFENSE		
XR 80	Brett Perriman	LE 91	Robert Porcher	NT 98	Henry Thomas
WR 87	Johnnie Morton	UT 94	Luther Ellis	RE 93	Kenwin Waldroup (10)
LT 72	Ray Roberts	RE 93	Tracy Scroggins (6)	SLB 55	Antonio London
LG 77	Mike Compton	MLB 99	Pepper Johnson	WLB 59	Reggie Brown
C 53	Kevin Glover	CB 47	Ryan McNeil	CB 31	Corey Raymond
RG 64	Jeff Hartings	SS 36	Bennie Blades	FS 39	Van Malone
RT 71	Zefross Moss				
TE 89	Pete Metzelaars				
ZR 84	Herman Moore				
QB 19	Scott Mitchell				
RB 20	Barry Sanders				

LION LEADERS

RUSHING	Barry Sanders - 307 att. - 1553 yards - 11 TD's
PASSING	Scott Mitchell 437 att. - 253 comp. - 2917 yards - 17 TD's - 17 INT's
RECEIVING	Herman Moore - 106 rec. - 1296 yards - 9 TD's
SCORING	Jason Hanson - 72 points (12 FG's, 36 PAT's)
PUNT RET	Glyn Milburn - 34 ret. - 284 yards - 8.4 avg.
KO RET	Glyn Milburn - 64 ret. - 1627 yards - 25.4 avg.
PUNTING	Mark Royals - 69 punts - 3020 yards - 43.8 avg. - 11 in 20
INT's	Ryan McNeil - 5 INT's - 14 yards
TACKLES	Bennie Blades - 131 total - 99 solo - 32 assists
QB SACKS	Robert Porcher - 10.0 sacks - 71.0 yards

1996 RESULTS (5-11) 5th

Date	Opponent	Crowd	W-L-T	Score
9-1	Minnesota	52,972	L	13-17
9-8	Tampa Bay	54,229*	W	21-6
9-15	Philadelphia	66,772	L	17-24
9-22	Chicago	70,022*	W	35-16
9-29	Tampa Bay	34,961	W	27-0
10-6	Atlanta	58,666*	W	28-24
10-13	Oakland	50,037	L	21-37
10-27	New York Giants	63,501*	L	7-35
11-3	Green Bay	60,695	L	18-28
11-11	San Diego	60,425	L	21-27
11-17	Seattle	51,194*	W	17-16
11-24	Chicago	55,864	L	14-31
#11-28	Kansas City	75,079*	L	24-28
12-8	Minnesota	46,043*	L	22-24
#12-15	Green Bay	73,214*	L	3-31
12-23	San Francisco	61,921	L	14-24

#Silverdome sellout

TEAM STATISTICS

	Detroit	(Avg.)	Opp.	(Avg.)
TOTAL YARDS	5013	313.3	5357	334.8
RUSHING YARDS	1810	113.1	2007	125.4
PASSING YARDS	3203	200.2	3350	209.4
POINTS SCORED	302	18.9	369	23.0

HONOR ROLL

MVP	Barry Sanders (Offense), Bennie Blades (Defense), Glyn Milburn (Special Teams)
PRO BOWL	Kevin Glover (C), Herman Moore (WR), Barry Sanders (RB)

1996 NFL STANDINGS

NATIONAL CONFERENCE

Central Division

	W	L	T	Pct.	Pts.	OP
Green Bay	13	3	0	.813	456	210
Minnesota	9	7	0	.563	298	315
Chicago	7	9	0	.438	283	305
Tampa Bay	6	10	0	.375	221	293
DETROIT	5	11	0	.313	302	368

Eastern Division

	W	L	T	Pct.	Pts.	OP
Dallas	10	6	0	.625	286	250
Philadelphia	10	6	0	.625	363	341
Washington	9	7	0	.563	364	312
Arizona	7	9	0	.438	300	397
New York Giants	6	10	0	.375	242	297

Western Division

	W	L	T	Pct.	Pts.	OP
Carolina	12	4	0	.750	367	218
San Francisco	12	4	0	.750	398	257
St. Louis	6	10	0	.375	303	409
Atlanta	3	13	0	.188	309	461
New Orleans	3	13	0	.188	229	339

AMERICAN CONFERENCE

Central Division

	W	L	T	Pct.	Pts.	OP
Pittsburgh	10	6	0	.625	344	257
Jacksonville	9	7	0	.563	325	335
Cincinnati	8	8	0	.500	372	369
Houston	8	8	0	.500	345	319
Baltimore	4	12	0	.250	371	441

Eastern Division

	W	L	T	Pct.	Pts.	OP
New England	11	5	0	.688	418	313
Buffalo	10	6	0	.625	319	266
Indianapolis	9	7	0	.563	317	334
Miami	8	8	0	.500	339	325
New York Jets	1	15	0	.063	279	454

Western Division

	W	L	T	Pct.	Pts.	OP
Denver	13	3	0	.813	391	275
Kansas City	9	7	0	.563	297	300
San Diego	8	8	0	.500	310	376
Oakland	7	9	0	.438	340	293
Seattle	7	9	0	.438	317	376

Dallas defeated Minnesota, 40-15 and San Francisco defeated Philadelphia 14-0 in NFC wild card. Carolina defeated Dallas, 26-17 and Green Bay defeated San Francisco, 35-14 in NFC playoffs. Green Bay defeated Carolina, 30-13 for NFC title. Jacksonville defeated Buffalo, 30-27 and Pittsburgh defeated Indianapolis, 42-14 in AFC wild card. Jacksonville defeated Denver, 30-27 and New England defeated Pittsburgh, 28-3 in AFC wild card. New England defeated Jacksonville, 20-6 for AFC title. Green Bay defeated New England 35-21 in Super Bowl XXXI.

IN 1996: The Summer games of the XXVI Olympiad were held on U.S. soil, in Atlanta, Georgia.

1997

USUAL STARTING LINE UP

OFFENSE

XR 87	Johinnie Morton
LT 72	Ray Roberts
LG 77	Mike Compton
C 53	Kevin Glover
RG 64	Jeff Hartings
RT 71	Larry Tharpe
TE 86	David Sloan
ZR 84	Herman Moore
QB 19	Scott Mitchell
FB 44	Tommy Vardell
RB 20	Barry Sanders

DEFENSE

LE 91	Robert Porcher
NT 95	Mike Wells
UT 94	Luther Elliss
RE 93	Kerwin Waldroup (11)
97	Tracy Scroggins (5)
SLB 58	George Jamison (10)
55	Antonio London (6)
MLB 57	Stephen Boyd
WLB 59	Reggie Brown
CB 32	Bryant Westbrook
CB 31	Corey Raymond
SS 28	Ron Rice
FS 27	Mark Carrier

TEAM STATISTICS

	Detroit	(Avg.)	Opp.	(Avg.)
TOTAL YARDS	5,798	362.4	4,947	309.2
RUSHING YARDS	2,464	154.0	1,833	114.6
PASSING YARDS	3,334	208.4	3,114	194.6
POINTS SCORED	379	23.7	306	19.1

LION LEADERS

RUSHING	Barry Sanders - 335 att. - 2053 yards - 11 TD's
PASSING	Scott Mitchell - 509 att. - 293 comp. - 3484 yards - 19 TD's - 14 INT's
RECEIVING	Herman Moore - 104 rec. - 1293 yards - 8 TD's
SCORING	Jason Hanson - 117 points (26 FG's, 39 PAT's)
PUNT RET	Glyn Milburn - 47 ret. - 433 yards - 9.2 avg.
KO RET	Glyn Milburn - 55 ret. - 1315 yards - 23.9 avg.
PUNTING	John Jett - 84 punts - 3,576 yards - 42.6 avg. - 25 IN 20
INT'S	Mark Carrier - 5 INT's - 94 yards
TACKLES	Stephen Boyd - 192 total - 123 solo - 69 assists
QB SACKS	Robert Porcher - 12.5 sacks - 75.5 yards

1997 RESULTS (9-7) 3rd

Bobby Ross, Coach

Date	Opponent	Crowd	W-L-T	Score
8-31	Atlanta	61,244*	W	28-17
9-7	Tampa Bay	58,234*	L	17-24
9-14	Chicago	59,147	W	32-7
9-21	New Orleans	50,016	L	17-35
#9-28	Green Bay	78,110*	W	26-15
10-5	Buffalo	78,025	L	22-13
10-12	Tampa Bay	72,095	W	27-9
10-19	New York Giants	70,069*	L	20-26 (OT)
11-2	Green Bay	60,126	L	10-20
11-9	Washington	75,261	L	7-30
11-16	Minnesota	68,910*	W	38-15
11-23	Indianapolis	62,803*	W	32-10
#11-27	Chicago	77,904*	W	55-20
12-7	Miami	72,266	L	30-33
12-14	Minnesota	60,982	W	14-13
#12-21	New York Jets	77,624*	W	13-10

NFC Playoffs

12-28	Tampa Bay	73,361	L	10-20
-------	-----------	--------	---	-------

#Silverdome sellout

HONOR ROLL

BOBBY LAYNE OFFENSIVE MVP	Barry Sanders
LEM BARNEY DEFENSIVE MVP	Robert Porcher
YALE LARY SPECIAL TEAMS MVP	Cory Schlesinger
ERIK ANDOLSEK TOP OFFENSIVE LINEMAN	Kevin Glover
MEL FARR ROOKIE OF THE YEAR	Byrant Westbrook
JOE SCHMIDT LEADERSHIP	Kevin Glover
MIKE UTLEY SPIRIT	Luther Elliss
CHUCK HUGHES MOST IMPROVED PLAYER	Johnnie Morton
PRO BOWL	Kevin Glover (C), Jason Hanson (K), Herman Moore (WR), Robert Porcher (DE), Barry Sanders (RB)

1997 NFL STANDINGS

NATIONAL CONFERENCE

Central Division

	W	L	T	Pct.	Pts.	OP
Green Bay	13	3	0	.813	422	282
Tampa Bay	10	6	0	.625	299	263
DETROIT	9	7	0	.563	379	306
Minnesota	9	7	0	.563	354	359
Chicago	4	12	0	.250	263	421

Eastern Division

New York Giants	10	5	1	.656	307	265
Washington	8	7	1	.531	327	289
Philadelphia	6	9	1	.406	317	372
Dallas	6	10	0	.375	304	314
Arizona	4	12	0	.250	283	379

Western Division

San Francisco	13	3	0	.813	366	227
Carolina	7	9	0	.438	265	314
Atlanta	7	9	0	.438	320	361
New Orleans	6	10	0	.375	237	327
St. Louis	5	11	0	.313	299	359

AMERICAN CONFERENCE

Central Division

	W	L	T	Pct.	Pts.	OP
Pittsburgh	11	5	0	.688	372	307
Jacksonville	11	5	0	.688	394	318
Tennessee	8	8	0	.500	333	310
Cincinnati	7	9	0	.438	355	405
Baltimore	6	9	1	.406	326	345

Eastern Division

New England	10	6	0	.625	369	289
Miami	9	7	0	.563	339	327
New York Jets	9	7	0	.563	348	287
Buffalo	6	10	0	.375	255	367
Indianapolis	3	13	0	.188	313	401

Western Division

Kansas City	13	3	0	.813	375	232
Denver	12	4	0	.750	472	287
Seattle	8	8	0	.500	365	362
Oakland	4	12	0	.250	324	419
San Diego	4	12	0	.250	266	425

Tampa Bay defeated DETROIT, 20-10 and Minnesota defeated New York Giants, 23-22 in NFC wild card. Green Bay defeated Tampa Bay, 21-7 and San Francisco defeated Minnesota, 38-22 in NFC playoffs. Green Bay defeated San Francisco, 23-10 for NFC title. Denver defeated Jacksonville, 42-17 and New England defeated Miami, 17-3 in AFC wild card. Denver defeated Kansas City, 14-10 and Pittsburgh defeated New England, 7-6 in AFC playoffs. Denver defeated Pittsburgh, 24-21 for AFC title. Denver defeated Green Bay 31-24 in Super Bowl XXXII.

IN 1997: Princess Diana died following a high-speed traffic accident in the streets of Paris.

1998

USUAL STARTING LINE UP

OFFENSE

XR 87	Johnnie Morton
LT 72	Ray Roberts
LG 77	Mike Compton
C 60	Jim Pyne
RG 64	Jeff Hartings
RT 71	Larry Tharpe (9)
75	Tony Ramirez (7)
TE 89	Walter Rasby
YR 84	Herman Moore
QB 10	Charlie Batch
FB 44	Tommy Vardell
RB 20	Barry Sanders

DEFENSE

LE 91	Robert Porcher
NT 90	Dan Owens
UT 94	Luther Elliss
RE 93	Kerwin Waldroup
SLB 53	Rob Fredrickson
MLB 57	Stephen Boyd
WLB 55	Allen Aldridge
CB 32	Bryant Westbrook
CB 23	Terry Fair (10)
24	Kevin Abrams (6)
SS 28	Ron Rice
FS 27	Mark Carrier

TEAM STATISTICS

	Detroit	(Avg.)	Opp.	(Avg.)
TOTAL YARDS	5,085	317.8	5,117	319.8
RUSHING YARDS	1,955	122.2	2,102	131.4
PASSING YARDS	3,130	195.6	3,015	188.4
POINTS SCORED	306	19.1	378	23.6

LION LEADERS

RUSHING	Barry Sanders - 343 att. - 1491 yards - 4 TD's
PASSING	Charlie Batch - 303 att. - 173 comp. - 2,178 yards - 11 TD's - 6 INT's
RECEIVING	Herman Moore - 82 rec. - 983 yards - 5 TD's
SCORING	Jason Hanson - 11 points (29 FG's, 27 PAT's)
PUNT RET	Terry Fair - 30 ret. - 189 yards - 6.3 avg.
KO RET	Terry Fair - 51 ret. - 1428 yards - 28.0 avg.
PUNTING	John Jett - 66 punts - 2892 yards - 43.8 avg. - 17 In 20
INT's	Mark Carrier, Ron Rice and Bryant Westbrook - 3 each
TACKLES	Stephen Boyd - 156 total - 113 solo - 43 assists
QB SACKS	Robert Porcher - 11.5 sacks - 85.5 yards

1998 NFL STANDINGS

NATIONAL CONFERENCE

Central Division

	W	L	T	Pct.	Pts.	Opp.
Minnesota	15	1	0	.938	556	296
Green Bay	11	5	0	.688	408	319
Tampa Bay	8	8	0	.500	314	295
DETROIT	5	11	0	.313	306	378
Chicago	4	12	0	.250	276	368

Eastern Division

	W	L	T	Pct.	Pts.	Opp.
Dallas	10	6	0	.625	381	275
Arizona	9	7	0	.563	325	378
New York Giants	8	8	0	.500	287	309
Washington	6	10	0	.375	319	421
Philadelphia	3	13	0	.188	161	344

Western Division

	W	L	T	Pct.	Pts.	Opp.
Atlanta	14	2	0	.875	442	289
San Francisco	12	4	0	.750	479	328
New Orleans	6	10	0	.375	305	359
Carolina	4	12	0	.250	336	413
St. Louis	4	12	0	.250	285	378

1998 RESULTS (5-11) 4th

Bobby Ross, Coach

Date	Opponent	Crowd	W-L-T	Score
9-6	Green Bay	60,102	L	19-38
9-13	Cincinnati	66,354*	L	28-34 (OT)
9-20	Minnesota	63,107	L	6-29
#9-28	Tampa Bay	74,724*	W	27-6
10-4	Chicago	55,562	L	27-31
#10-15	Green Bay	77,932*	W	27-20
#10-25	Minnesota	77,885*	L	13-34
11-1	Arizona	66,087*	L	15-17
11-8	Philadelphia	66,785	L	9-10
11-15	Chicago	63,152*	W	26-3
11-22	Tampa Bay	64,265	W	28-25
#11-26	Pittsburgh	78,139*	W	19-16 (OT)
12-6	Jacksonville	70,717	L	22-37
12-14	San Francisco	68,585	L	13-35
12-20	Atlanta	67,143*	L	17-24
12-27	Baltimore	68,045	L	10-19

#Silverdome sellout

HONOR ROLL

BOBBY LAYNE OFFENSIVE MVP - Barry Sanders
LEM BARNEY DEFENSIVE MVP - Stephen Boyd
YALE LARY SPECIAL TEAMS MVP -

Ron Rivers

ERIK ANDOLSEK TOP OFFENSIVE LINEMAN -

Jeff Hartings

MEL FARR ROOKIE OF THE YEAR - Charlie Batch

Mark Carrier

JOE SCHMIDT LEADERSHIP -

Luther Elliss

MIKE UTLEY SPIRIT -

Richard Jordan

CHUCK HUGHES MOST IMPROVED PLAYER -

Barry Sanders (RB)

PRO BOWL

AMERICAN CONFERENCE

Central Division

	W	L	T	Pct.	Pts.	Opp.
Jacksonville	11	5	0	.688	392	338
Tennessee	8	8	0	.500	330	320
Pittsburgh	7	9	0	.438	263	303
Baltimore	6	10	0	.375	269	335
Cincinnati	3	13	0	.188	268	452

Eastern Division


	W	L	T	Pct.	Pts.	Opp.
New York Jets	12	4	0	.750	416	266
Miami	10	6	0	.625	321	265
Buffalo	10	6	0	.625	400	333
New England	9	7	0	.563	337	329
Indianapolis	3	13	0	.188	310	444

Western Division

	W	L	T	Pct.	Pts.	Opp.
Denver	14	2	0	.875	501	309
Oakland	8	8	0	.500	288	356
Seattle	8	8	0	.500	372	310
Kansas City	7	9	0	.438	327	363
San Diego	5	11	0	.313	241	342

Arizona defeated Dallas, 20-7, and San Francisco defeated Green Bay, 30-27, in NFC wild card. Atlanta defeated San Francisco, 20-18, and Minnesota defeated Arizona, 41-21, in NFC playoffs. Atlanta defeated Minnesota, 30-27 (OT), for NFC title. Miami defeated Buffalo, 24-17, and Jacksonville defeated New England, 25-10, in AFC wild card. Denver defeated Miami, 38-3, and New York Jets defeated Jacksonville, 24-24, in AFC playoffs. Denver defeated New York Jets, 23-10, for AFC title. Denver defeated Atlanta, 34-19, in Super Bowl XXXIII.

IN 1998: President Bill Clinton becomes the second U.S. President to be impeached by the House of Representatives.



Kick Off With Special Offers From Avis.

It's our goal at Avis to provide our fans with great rates, quality service and lots of winning offers. This football season, you can enjoy a super lineup of savings:

- **10% Off Weekend/Weekly Rates** in the contiguous U.S.
- **25% Off Canadian Rates** ■ **10% Off International Rates**

To request your discount, give the Avis Reservation Sales Agent your special Avis Worldwide Discount (AWD) number: **A403008** when you reserve your car.

So get on the winning team. For information and reservations, call your travel consultant or Avis toll-free at **1-800-331-1212** in the US or call the location nearest you.

Rates and discounts are available at participating Avis locations. Discounts applied to the time and mileage/kilometers portion of the rental charge. Discounts may not be available on all rates at all times and may not be available during holiday and blackout periods. An advance reservation is required and cars are subject to availability. May not be used in conjunction with any other discount, offer or coupon. There may be a per-mile charge for miles in excess of the mileage allowance. Taxes, local government surcharges, vehicle licensing fee no higher than \$1.85/day in CA, airport recoupment fee up to 12% at some locations and optional items, such as LDW, additional driver fee and fuel survice are extra. Renter must meet Avis age, driver and credit requirements. Minimum age is 25 but may vary by location and country.

Reserve your car online at www.avis.com

Avis features GM cars.

©1998 Wizard Co., Inc.





The History Book

A Brief History of the Lions

Detroit welcomed the Lions in 1934, but it was not the area's first look at professional football. In 1920, the Detroit Herald were a charter member of the American Professional Football Association, which was the original name of the present NFL. The Herald, however, folded after two years. The Detroit Panthers appeared in 1925, but also folded after two seasons. And in 1928, the Detroit Wolverines were formed, but they failed after just one year.

In 1930, the then-10-year-old National Football League added a franchise in Portsmouth, Ohio, called the Spartans. After four seasons, the team was purchased for \$7,952.08 by a group headed by Detroit radio executive George A. Richards, and moved to the Motor City.

Playing in University of Detroit Stadium before average crowds of 16,000 people, the new Detroit Lions won the NFL Championship in only their second year (1935). Under the leadership of Coach "Potsy" Clark and stars like Hall of Famer "Dutch" Clark, Ernie Caddel, George Christensen, "Ace" Gutowsky, Glenn Presnell and "Ox" Emerson, the early Lions established pro football in Detroit.

In 1940, Chicagoan Fred Mandel bought the club. Lions' stars of that era included Hall of Famers Bill Dudley and Alex Wojciechowicz, John Green, Byron "Whizzer" White, Frank Sinkwich and "Camp" Wilson. The team was sold eight years later to a group of local businessmen under the leadership of Edwin J. Anderson. The Detroit syndicate controlled the club until 1964, when William Clay Ford became sole owner for a price of \$4.5 million.

The Lions dominated the NFL in the 1950's with four division titles and three league championships. Under head coach Buddy Parker, the team won back-to-back world crowns in 1952-53, defeating Cleveland on both occasions. Stars of those powerful teams were Hall of Famers Bobby Layne, Jack Christiansen, Doak Walker and Lou Creekmur, as well as Les Bingaman, Cloyce Box, Leon Hart and Bob Hoernschemeyer. The Detroit-Cleveland battles of the era were classic confrontations between two giants of the blossoming NFL.

Since their last title in 1957 under the coaching of George Wilson, the Lions have continued searching for the league's top spot. Such performers as Joe Schmidt, Yale Lary, Dick "Night Train" Lane, John Henry Johnson and Lem Barney have been elected to the Hall of Fame. And outstanding players such as Wayne Walker, Mike Lucci, Nick Pietrosante, Roger Brown, Terry Barr, Mel Farr, Charlie Sanders, Dexter Bussey, Billy Sims and Doug English have taken their places in the annals of pro football in Detroit.

In 1967, Schmidt began the first of six seasons as head coach of the Lions. His 1970 team made the playoffs, (first post-season trip since '57) but lost in the first round to Dallas by the baseball-like score of 5-0.

Prior to the '75 season, the Lions moved into a new, domed stadium in Pontiac, Michigan, a suburb located 30 miles north of Detroit. The Silverdome is the world's largest air-supported domed structure, seats over 80,000 spectators under a fiberglass roof, and boasts the largest capacity in the NFL (80,311).

Monte Clark took control of all football operations as head coach in 1978. Under Clark's direction, the Lions narrowly missed playoff berths in 1980-81, before qualifying in 1982 — the Lions' first playoff appearance since 1970. Detroit captured the NFC Central Division crown in 1983, but stumbled in the first round of the playoffs with a 24-23 loss at San Francisco.

Darryl Rogers replaced Clark in 1985 but was replaced on an interim basis by his defensive coordinator, Wayne Fontes, in November 1988, after Rogers' teams had posted a combined 18-40 record. Fontes officially was named the 17th head coach of the Detroit Lions on December 22, 1988.

The Lions "Restored the Roar" in 1991, winning a franchise-record 12 regular season games. Riding a tide of emotion after guard Mike Utley's paralyzing neck injury late in the season, Detroit defeated Dallas, 38-6, in the Lions' first Silverdome playoff contest. The victory gave the Lions a berth in the NFC Championship Game, where Detroit fell to the eventual Super Bowl Champion Washington Redskins.

The Lions finished 10-6 in 1993 en route to capturing the NFC Central Division title, and earned a wild-card playoff bid in 1994. The 1995 Lions featured the NFL's top-rated offense and won their final seven games to earn a third straight playoff berth. Wide receiver Herman Moore set an NFL record with 123 catches, and he and Brett Perriman became the first teammates to each total over 100 catches in the same season, with the duo also setting an NFL record for most combined receiving yards in a season. Quarterback Scott Mitchell set team records for passing yards (4,338), completions (346) and touch-down passes (32).

In 1996, running back Barry Sanders captured his third NFL rushing title with a dramatic 175-yard outburst on the final Monday night of the season in San Francisco. The Lions, however, finished a disappointing 5-11 in '96, and following the season Fontes was replaced as head coach by former San Diego Chargers' head coach, Bobby Ross. Fontes, who was head coach for more than eight full seasons, finished his career as the team's all-time leader among head coaches in both wins (67) and games coached (138).

Ross was named the 18th head coach in team history January 13, 1997, and led the club back to the playoffs in his inaugural year at the helm with a 9-7 record. Also, Sanders continued his storybook career by becoming only the third player in league history to record 2,000 yards rushing in a single-season (2,053) and reeled off an NFL record 14 consecutive 100-yard outings to finish the campaign.

Significant Dates in Lions' History

- June 30, 1934 George A. Richards heads group that purchases Portsmouth (Ohio) Spartans for \$7,952.08 and moves team to Detroit.
- Sept. 23, 1934 Lions play first NFL game, beating New York Giants, 9-0, at University of Detroit Stadium before 12,000.
- Nov. 25, 1934 Lions suffer first defeat, 3-0, to Green Bay, after winning 10 straight games, including seven consecutive shutouts.
- Nov. 29, 1934 Lions play first of traditional Thanksgiving Day home games, losing to the Bears, 19-16, before 26,000.
- Dec. 9, 1935 Lions defeat New York Giants, 26-7, for first NFL Championship.
- Sept. 9, 1938 Detroit defeats Pittsburgh, 16-7, in the first game played at the Lions' new home, Briggs (later renamed Tiger) Stadium.
- Nov. 24, 1940 Finishing the season with 514 yards, Byron "Whizzer" White becomes the first Lion to claim the NFL rushing title.
- Feb. 10, 1943 Gus Dorais named head coach of the Lions after a successful career at the University of Detroit.
- Jan. 15, 1948 Syndicate headed by Edwin J. Anderson purchases Detroit franchise for \$165,000 and names "Bo" McMillin general manager and head coach.
- Dec. 2, 1949 Anderson elected team president.
- Dec. 20, 1950 "Buddy" Parker succeeds McMillin as head coach.
- Dec. 21, 1952 Lions defeat Los Angeles, 31-21, for NFL's National Conference title.
- Dec. 28, 1952 Lions win first NFL championship since 1935 with a 17-7 victory over the Browns in Cleveland before 50,934.
- Dec. 27, 1953 Detroit wins second straight NFL championship with a 17-16 decision over Cleveland in Detroit before 54,577.
- Aug. 12, 1957 Parker resigns suddenly as head coach and assistant George Wilson succeeds him the next day.
- Dec. 28, 1957 Detroit claims fourth NFL championship on 59-14 victory over Cleveland before 55,263 in Detroit.
- Jan. 23, 1961 William Clay Ford elected team president.
- Sept. 7, 1963 Former Lion great Earl "Dutch" Clark becomes a charter member of the new Professional Football Hall of Fame.
- Jan. 10, 1964 William Clay Ford takes over as Lions' sole owner after purchasing franchise for \$4.5 million.
- Jan. 7, 1965 Harry Gilmer appointed head coach, replacing George Wilson.
- Mar. 10, 1966 After 13 seasons as a player, Joe Schmidt retires to become Lions' linebackers coach.
- Jan. 11, 1967 Schmidt named Lions' head coach, succeeding Gilmer.
- Dec. 26, 1970 Lions edged by Dallas, 5-0, in club's first playoff game since 1957.
- Oct. 24, 1971 Wide receiver Chuck Hughes dies on field during game after suffering a heart attack.
- Dec. 17, 1972 Linebacker Wayne Walker plays in his Detroit-record 200th game with the Lions, a 34-17 win against the Los Angeles Rams.
- Jan. 12, 1973 Schmidt resigns as head coach.
- Jan. 26, 1973 Don McCafferty named Lions' head coach.
- July 28, 1973 Former Lion linebacker and head coach Joe Schmidt is enshrined in the Pro Football Hall of Fame.
- July 28, 1974 McCafferty dies of heart attack.
- Aug. 3, 1974 Rick Forzano named Lions' head coach.
- Aug. 23, 1975 Lions play the first game in their new home, Pontiac Metropolitan Stadium (later renamed Pontiac Silverdome).
- Oct. 4, 1976 Forzano resigns as head coach.
- Oct. 5, 1976 Tommy Hudspeth named interim head coach.
- Feb. 9, 1977 Hudspeth signs three-year contract as head coach.
- Jan. 11, 1978 Monte Clark named head coach and director of football operations.
- Apr. 29, 1980 Lions choose Oklahoma's Billy Sims with the first overall selection in the NFL draft.
- Jan. 8, 1983 Detroit qualifies for first playoff appearance in 12 seasons, but loses, 31-7, at Washington.
- Dec. 31, 1983 After claiming club's first NFC Division Central title, a last-second field goal attempt fails as Detroit drops a 24-23 playoff game at San Francisco.
- Dec. 19, 1984 Monte Clark and his coaching staff are released.
- Feb. 6, 1985 Darryl Rogers is named head coach after a successful 20-year college coaching career.
- Nov. 13, 1988 Rogers is released from his duties as head coach.
- Nov. 14, 1988 Defensive coordinator Wayne Fontes is named interim head coach.
- Dec. 22, 1988 Fontes is named head coach.
- Dec. 26, 1989 General Manager Russ Thomas retires.
- Dec. 27, 1989 Chuck Schmidt is named Executive Vice-President and Chief Operating Officer.

- Nov. 17, 1991 Guard Mike Utley suffers paralyzing neck injury in Detroit's 21-10 win over the Los Angeles Rams. His "Thumbs Up" sign as he is carried from the field inspires his teammates to win their next six games.
- Dec. 22, 1991 Lions finish regular season with 12 wins (most in franchise history) and claim the NFC Central championship, Detroit's first division title since 1983.
- Jan. 5, 1992 Lions host first Silverdome playoff game (first home playoff game since 1957). Detroit defeats Dallas, 38-6, for the team's first playoff win since 1957.
- Jan. 12, 1992 Lions make their first appearance in NFC Championship game, losing to the Redskins, 41-10, in Washington.
- Nov. 22, 1992 Barry Sanders becomes the Lions' all-time leading rusher, surpassing Billy Sims' record of 5,106 career yards.
- Jan. 2, 1994 Lions clinch NFC Central Division championship for the second time in three years with a 30-20 victory over Green Bay in the Silverdome.
- Oct. 23, 1994 Mel Gray becomes the all-time NFL leader in kickoff return yards.
- Nov. 13, 1994 Barry Sanders runs for a club-record 237 yards on 26 carries in Detroit's 14-9 win over Tampa Bay at the Silverdome. He would finish the season with a then-Lions' record of 1,883 yards.
- Dec. 31, 1994 In Detroit's third playoff appearance in four seasons, the Lions drop a 16-12 wild card contest at Green Bay.
- Feb. 15, 1995 William Clay Ford, Jr. is named Lions' Vice-Chairman.
- Dec. 10, 1995 Quarterback Scott Mitchell breaks Bobby Layne's 44-year-old club record for most touchdown passes in a season (26). Mitchell ends the year with 32 touchdown passes.
- Dec. 17, 1995 Wide receivers Herman Moore and Brett Perriman set NFL record for most catches and receiving yards by teammates in a season.
- Dec. 23, 1995 Moore sets NFL record with 123 catches in a season.
- Dec. 30, 1995 The Lions play in their third straight wild card playoff game, losing a 58-37 decision at Philadelphia.
- July 27, 1996 Former lineman Lou Creekmur is enshrined in the Pro Football Hall of Fame.
- Dec. 26, 1996 Wayne Fontes and his coaching staff are dismissed.
- Jan. 13, 1997 Bobby Ross is named head coach.
- Dec. 21, 1997 Barry Sanders becomes only the third player in league history to rush for over 2,000 yards in a season. He rushes for 184 yards in the final game of the regular season to push his 1997 total to 2,053 yards, the second-highest seasonal tally in NFL history.
- Dec. 28, 1997 The Lions play their fourth playoff game in five years, losing a wild card outing at Tampa Bay, 20-10.



On January 13, 1997, Bobby Ross was welcomed to the Lions' organization by Vice Chairman William Clay Ford Jr., Chairman and President William Clay Ford and Executive Vice President and Chief Operating Officer Chuck Schmidt.

Lions' Thanksgiving Day Series



Dating to 1934, the Detroit Lions have been a proud part of the American celebration of Thanksgiving. G.A. Richards, the first owner of the Detroit Lions, was behind the Lions' inaugural Thanksgiving game in 1934. Richards had purchased the team in 1934 and moved the Lions from Portsmouth, Ohio, to the Motor City. The Lions were the new kids in town and had taken a backseat to the baseball Tigers. Despite the fact that the Lions had lost just one game prior to the Thanksgiving Day game in 1934, the largest crowd that season had been just 15,000.

The opponent for the Lions' first Thanksgiving Day game — on November 29, 1934 — was the undefeated, defending World Champion Chicago Bears of George Halas

and the rising star of that era, fullback Bronco Nagurski. The game would determine the champion of the Western Division. Richards had convinced the NBC Radio Network to carry the game coast-to-coast (94 stations), and additionally, an estimated 26,000 fans jammed into University of Detroit Stadium while thousands of disappointed fans were turned away.

The Bears won the inaugural game, 19-16, and a classic was born. Since 1934, the Lions have played 59 Thanksgiving Day games with Detroit leading the series 30-27-2. A total of 3,195,436 fans have witnessed Detroit's 59 Thanksgiving games, including 684,538 fans (76,060 average) in the 1990s.

THANKSGIVING RESULTS

(Record: 30-27-2)

YEAR	OPPONENT	W-L-T	SCORE	FINAL RECORD	YEAR	OPPONENT	W-L-T	SCORE	FINAL RECORD
1934	Chicago Bears	L	16-19	10-3-0	1969	Minnesota	L	0-27	9-4-1
1935	Chicago Bears	W	14-2	7-3-2	1970	Oakland	W	28-14	10-4-0
1936	Chicago Bears	W	13-7	8-4-0	1971	Kansas City	W	32-21	7-6-1
1937	Chicago Bears	L	0-13	7-4-0	1972	New York Jets	W	37-20	8-5-1
1938	Chicago Bears	W	14-7	7-4-0	1973	Washington	L	0-20	6-7-1
(1939-44: Series Interrupted During WW II)					1974	Denver	L	27-31	7-7-0
1945	Cleveland Rams	L	21-28	7-3-0	1975	L.A. Rams	L	0-20	7-7-0
1946	Boston	L	10-34	1-10-0	1976	Buffalo	W	27-14	6-8-0
1947	Chicago Bears	L	14-34	3-9-0	1977	Chicago	L	14-31	6-8-0
1948	Chicago Cards	L	14-28	2-10-0	1978	Denver	W	17-14	7-9-0
1949	Chicago Bears	L	7-28	4-8-0	1979	Chicago	W	20-0	2-14-0
1950	New York Yanks	W	49-14	6-6-0	1980	Chicago	L (OT)	17-23	9-7-0
1951	Green Bay	W	52-35	7-4-1	1981	Kansas City	W	27-10	8-8-0
1952	Green Bay	W	48-24	9-3-0	1982	New York Giants	L	6-13	4-5-0
1953	Green Bay	W	34-15	10-2-0	1983	Pittsburgh	W	45-3	9-7-0
1954	Green Bay	W	28-24	9-2-1	1984	Green Bay	W	31-28	4-11-1
1955	Green Bay	W	24-10	3-9-0	1985	New York Jets	W	31-20	7-9-0
1956	Green Bay	L	20-24	9-3-0	1986	Green Bay	L	40-44	5-11-0
1957	Green Bay	W	18-6	8-4-0	1987	Kansas City	L	20-27	4-11-0
1958	Green Bay	W	24-14	4-7-1	1988	Minnesota	L	0-23	4-12-0
1959	Green Bay	L	17-24	3-8-1	1989	Cleveland	W	13-10	7-9-0
1960	Green Bay	W	23-10	7-5-0	1990	Denver	W	40-27	6-10-0
1961	Green Bay	L	9-17	8-5-1	1991	Chicago	W	16-6	12-4-0
1962	Green Bay	W	26-14	11-3-0	1992	Houston	L	21-24	5-11-0
1963	Green Bay	T	13-13	5-8-1	1993	Chicago	L	6-10	10-6-0
1964	Chicago	L	24-27	7-5-2	1994	Buffalo	W	35-21	9-7-0
1965	Baltimore	T	24-24	6-7-1	1995	Minnesota	W	44-38	10-6-0
1966	San Francisco	L	14-41	4-9-1	1996	Kansas City	L	24-28	5-11-0
1967	L.A. Rams	L	7-31	5-7-2	1997	Chicago	W	55-20	9-7-0
1968	Philadelphia	L	0-12	4-8-2	1998	Pittsburgh	W (OT)	19-16	5-11-0

Detroit Lions' Draft Since 1950

1950

BONUS CHOICE:

- HART, LEON
E, Notre Dame
1. WATSON, JOE
C, Rice
 2. Choice to Cleveland
 - 2B. McGRAW, THURMAN
T, Colorado
(From Philadelphia)
 3. MURAKOWSKI, ART
B, Northwestern
 4. KIELY, ERNIE
G, Texas-El Paso
 5. FITKIN, HAL
B, Dartmouth
 6. JASZEWSKI, FLOYD
T, Minnesota
 7. LEVERMAN, BILL
B, St. Edward's
 8. McALLISTER, RALPH
B, Minnesota
 9. WOOD, ED
G, Detroit
 10. MALCOLM, ROLAND
B, Gustavus Adolphus
 11. WILSON, JACK
T, Ohio State
 12. WALTERS, BUCKY
T, Brown
 13. RYAN, JIM
B, San Francisco
 14. SQUIRES, CLIFF
C, Nebraska Wesleyan
 15. WORTHINGTON, TOM
B, Northwestern
 16. GREINER, JERRY
C, Detroit
 17. CALLAHAN, CONNIE
B, Morningside
 18. STANSAUK, DON
T, Denver
 19. CIFELLI, GUS
T, Notre Dame
 20. DAVIS, FRED
E, Maryland
 21. BREWER, GEORGE
B, Oklahoma
 22. TATE, JIM
T, Purdue
 23. HELLER, IRV
T, Boston U.
 24. McDOWELL, JIM
G, William & Mary
 25. GLICK, GENE
B, Michigan State
 26. LEE, BOBBY COY
B, Texas
 27. JOHNSON, ELBERT
E, Texas Tech
 28. KARRAS, JOHNNY
B, Illinois
 29. STEGER, RUSS
B, Illinois
 30. DeROIN, RUBE
C, Oklahoma State

1951

1. Choice to Philadelphia
2. STANFEL, DICK
G, San Francisco
3. DIBBLE, DORNE
E, Michigan State
4. D'ALONZO, PETE
B, Villanova
5. DORAN, JIM
E, Iowa State
- 5B. TORGESON, LaVERN
C, Washington State
(From New York Yanks)
6. CHRISTIANSEN, JACK
B, Colorado State
7. MONSEN, BOB
T, Ohio State
8. RAKLOVITS, DICK
B, Illinois
9. Choice to Cleveland
10. SHOAF, JIM
G, Louisiana State
11. ANDERSON, FRANKIE
E, Oklahoma State
12. Choice to Cleveland
13. SIEGERT, WAYNE
T, Illinois
14. WITTMER, LEE
T, Detroit
15. HILL, JIMMIE
B, Tennessee
16. GEREMSKY, TED
E, Pittsburgh
17. MEISENHÄIMER, DARRELL
B, Oklahoma State
18. WOLGAST, EDDIE
B, Arizona
19. HANSON, GORDY
T, Washington State
20. GIBBONS, HARRY
B, South Dakota State
21. BLOCK, KING
B, Idaho
22. FOLDBERG, DAN
E, Army
23. GABRIEL, DICK
B, Lehigh
24. BUKSAR, GEORGE
B, Purdue
25. HARRIS, DICK
C, Texas
26. KAZMIERSKI, FRANK
C, West Virginia
27. ALLIS, HARRY
E, Michigan
28. PEOT, DICK
T, South Dakota State
29. WOMACK, BRUCE
T, West Texas State
30. HORWATH, RON
B, Detroit

1952

1. Choice to Cleveland
2. Choice to Chicago Cardinals
3. LARY, YALE
B, Texas A&M
4. SUMMERALL, PAT
E, Arkansas
5. MILLER, BOB
T, Virginia

6. COOPER, GORDON
E, Denver
7. GARDNER, WES
C, Utah
8. DUBLINSKI, TOM
B, Utah
9. GANDEE, SHERWIN
E, Ohio State
10. DOWDEN, STEVE
T, Baylor
11. FLOWERS, KEITH
C, Texas Christian
12. ROSHIO, JIM
B, Louisiana State
13. McDONALD, CARROLL
C, Florida
14. OLIVERSON, RAY
B, Brigham Young
15. BURGAMY, JOHN
G, Georgia
16. Choice to Cleveland
17. LAURICELLA, HANK
B, Tennessee
18. CAMPBELL, STAN
G, Iowa State
19. EARON, BLAINE
E, Duke
20. MAINS, GIL
T, Murray State
21. BOYKIN, ARNOLD
B, Mississippi
22. DAVID, JIM
E, Colorado State
23. MAXWELL, HAL
E, Mississippi
24. WERCKLE, BOB
T, Vanderbilt
25. BAILEY, BY
B, Washington State
26. TERRY, BUDDY
E, Stephen F. Austin
27. TROUT, BOB
E, Baylor
28. TURNER, HAL
E, Tennessee State
29. HUDSON, ART
B, Western Illinois
30. DILLON, RAY DON
B, Prairie View A&M

1953

1. SEWELL, HARLEY
G, Texas
2. GEDMAN, GENE
B, Indiana
3. Choice to Cleveland
4. ANE, CHARLIE
T, Southern California
5. Choice to Philadelphia
6. SPENCER, OLLIE
T, Kansas
7. SCHMIDT, JOE
C, Pittsburgh
8. CARPENTER, LEW
B, Arkansas
9. McCORMICK, CARLTON
C, Texas Christian
10. GASKIN, DREHER
E, Clemson
11. MESSENGER, ELMER
G, Washington State

12. SPENCER, LARRY
B, Wake Forest
13. THOMAS, BOB
E, Washington & Lee
14. BARGER, JACK
T, New Mexico
15. TOPOR, TED
B, Michigan
16. VOLONNINO, BOB
B, Army-Villanova
17. GREEN, RAY
T, Duke
18. MIDODUSZEWSKI, ED
B, William & Mary
19. HELD, PAUL
B, San Diego State (Future)
20. HART, GERRY
T, Army-Mississippi State
21. TATA, BOB
B, Virginia
22. RETZLAFF, PETE
B, South Dakota State
23. KARILIVACZ, CARL
B, Syracuse
24. GRANT, TRUETT
T, Duke
25. BROWN, MARV
B, East Texas State
26. DOOLEY, JIM
C, Penn State
27. PARKER, JACKIE
B, Mississippi State
28. PEPPER, LAURIN
B, Southern Mississippi
29. RECTOR, HARLEY
T, Wayne State (Neb.)
30. MAUS, HAL
E, Montana

1954

1. CHAPMAN, DICK
T, Rice
2. NEAL, JIM
C, Michigan State
3. BOWMAN, BILL
B, William & Mary
4. STITS, BILL
B, UCLA
(From Washington)
- 4B. McCANTS, HOWARD
E, Washington State
5. PAROZZO, GEORGE
T, William & Mary
6. DACUS, PENCE
B, Southwest Texas
(From Green Bay)
- 6B. KERCHER, DICK
B, Tulsa
7. CROSS, JACK
B, Utah
8. DAVIS, MILT
B, UCLA
9. LAWSON, BOB
B, Cal Poly-SLO
10. CARROLL, JACK
E, Holy Cross
11. SCHWENK, MILT
T, Washington State
12. HARTMAN, BOB
T, Oregon State
13. SWIERCZEK, JIM
B, Marshall
14. NOVAK, RAY
B, Nebraska
15. HINDERLIDER, KIRK
E, Colorado State

16. CHUOKE, BOB
T, Houston
17. KASER, RICK
B, Toledo
18. HAYES, NORM
T, Idaho
19. GRAVES, BUSTER
T, Arkansas
20. DURRANT, JIM
G, Utah
21. KISTLER, JACK
B, Duke
22. BRUNDAGE, DEWEY
E, Brigham Young
23. SHANAFELT, JACK
T, Pennsylvania
24. BURROWS, BOBBY
G, Duke
25. WOIT, DICK
B, Arkansas State
26. GEORGE, JIM
T, Syracuse
27. RZESZUT, DICK
C, Benedictine
28. RUTSCHMAN, DOLPH
B, Linfield
29. BERTRAND, MEL
C, Idaho
30. HORTON, ELLIS
B, Eureka (Illinois)

1955

1. MIDDLETON, DAVE
B, Auburn
2. SALSBURY, JIM
G, UCLA
3. McCORD, DARRIS
T, Tennessee
4. MALLOY, GORDON
B, Miami
(From Washington)
- 4B. RILEY, LEE
B, Detroit
5. BROOKS, BUD
G, Arkansas
6. CHILDERS, ELIJAH
T, Prairie View A&M
7. ZAGERS, BERT
B, Michigan State
8. CUNNINGHAM, LEON
C, South Carolina
(From Pittsburgh)
- 8B. HOLLAND, LAMOINE
E, Rice
(From Cleveland)
- 8C. WALKER, BILL
E, Maryland
9. JENKINS, WALT
T, Wayne State
10. GASTALL, TOM
B, Boston U.
11. McDERMOTT, HERB
T, Iowa State
12. GOIST, DICK
B, Cincinnati
13. HENDERSON, DON
T, Utah
14. GAJDA, JERRY
B, Benedictine
15. ATKINS, GEORGE
G, Auburn
16. MARR, AL
E, Bradley
17. DALY, DON
B, Eastern Kentucky

18. OLEKSTAK, PAT
B, Tennessee
19. MULLER, BOB
C, Eastern Kentucky
20. MAHAFFEY, FRED
B, Denver
21. WALTERS, JIM
T, Mississippi
22. ALBRECHT, GEORGE
B, Maryland
23. GALUSKA, GEORGE
B, Wyoming
24. FLACKE, BOB
G, Holy Cross
25. MILLER, DICK
T, Illinois
26. McDONALD, DUNCAN
B, Michigan
27. TROKA, MIKE
B, Trinity (Connecticut)
28. LOVELL, HARRY
G, South Carolina
29. DEARING, BILL
B, Florida
30. HATCH, CHARLEY
E, Utah State

1956

1. CASSADY, HOWARD
B, Ohio State
2. Choice to Los Angeles
3. McILHENNY, DON
B, Southern Methodist
4. REICHOW, JERRY
QB, Iowa
5. TRACY, TOM
B, Tennessee
6. LUSK, BOB
C, William & Mary
7. CRONIN, GENE
G, Pacific
8. POWELL, JACK
T, Texas A&M
9. JONES, CALVIN
QB, Iowa
10. SILAS, JOE
DE, South Carolina
11. WACKER, LEW
B, Richmond
- 11B. SELEP, TOM
B, Maryland
(From Pittsburgh)
12. NUNNERY, BOB
T, Louisiana State
13. FERGUSON, O.K.
B, Louisiana State
14. FALLS, RONNIE
LB, Duke
15. ALLERT, HORACE
DE, Southwest Texas State
16. ZYZDA, LEW
DE, Purdue
17. WIND, KEN
E, Houston
18. PETRARCA, EMIDIO
B, Boston College
19. VAUGHN, DALE
B, Virginia Military
20. STEPHENSON, JOE
E, Vanderbilt
21. BLECHEN, BOB
C, Whittier
22. MARAZZA, DICK
T, Clemson

23. GARRARD, BOB
B, Georgia
24. WALZ, JARV
E, Central Michigan
25. HALL, JERRY
B, Rice
26. WALDEN, JOE
B, West Texas State
27. BURNTHORNE, BRYAN
G, Tulane
28. SMITH, JOHN
G, Northwestern
29. PETERS, DOUG
B, UCLA
30. GIBBENS, JOHN
T, Southwest Texas State

1957

1. GLASS, BILL
G, Baylor
2. GORDY, JOHN
T, Tennessee
3. BARR, TERRY
B, Michigan
4. JUNKER, STEVE
E, Xavier
5. BARROW, JOHN
G, Florida
6. RUSSELL, KEN
T, Bowling Green
7. LEAHY, GERRY
E, Colorado
8. LIDDICK, DAVE
T, George Washington
9. NIKKEL, JOHN
E, Texas Christian
10. RYCHLEC, TOM
E, American International
11. OSTERICH, CARL
C, Missouri
12. O'BRIEN, CHARLIE
E, Valparaiso
13. WEST, BILL
B, Eastern Oregon
14. SMITH, PHIL
B, Jacksonville State
15. ALDERTON, GENE
C, Maryland
16. OLSON, HILLMER
C, Virginia Tech
17. KEMP, JACK
QB, Occidental
18. WEENIG, JAY
G, Brigham Young
19. GUNDERMAN, BOB
E, Virginia
20. LAZZERINO, ALEX
T, South Carolina
21. MEREDITH, DUDLEY
T, Lamar
22. SCHULTE, TOM
E, Eastern Kentucky
23. GILLAR, GEORGE
B, Texas A&M
24. SCALES, JOE
B, Vanderbilt
25. JOHNSON, CARL
B, South Dakota
26. MUELHAUPT, ED
G, Iowa State
27. TRAFAS, DICK
E, St. Thomas (Minn.)
28. SMITH, JOE
B, Houston
29. MARTIN, HUGH
G, Pomona

30. SHILL, MIKE
T, Furman

1958

1. KARRAS, ALEX
T, Iowa
2. Choice to Chicago Cardinals
3. Choice to Cleveland
4. WALKER, WAYNE
C, Idaho
5. Choice to Cleveland
6. LEWIS, DANNY
B, Wisconsin
7. PFEIFER, RALPH
B, Kansas State
(From San Francisco)
- 7B. DUTTEN, HAL
T, Virginia
8. KOEPPER, KARL
G, Bowling Green
(From Pittsburgh)
- 8B. BLAZER, PHIL
T, North Carolina
9. LOFTIN, JIM
B, Alabama
(From Pittsburgh)
- 9B. PAOLUCCI, BEN
T, Wayne State
10. SCHAUBACH, ELLIOTT
T, William & Mary
11. CHANEY, CLAUDE
B, Dayton
12. BOUTTE, HAL
E, San Jose State
13. MARONEY, BARRY
B, Cincinnati
14. WEBB, KEN
B, Presbyterians
15. SCHELDROP, JOHN
E, Iowa State
(From San Francisco)
- 15B. MOHLMAN, JERRY
B, Benedictine
16. RINGQUIST, GORDON
T, Central Michigan
17. GURASICH, WALT
G, Southern California
18. AUSTIN, BILL
C, Auburn
(From Pittsburgh)
- 18B. CARRIER, LARRY
B, Kansas
19. BUTTOS, DAVE
B, Murray State
20. CURRY, BILL
T, Western Kentucky
21. WAGSTAFF, JIM
B, Idaho State
22. NIDIFFER, BUDDY
E, South Carolina
23. DESTINO, FRANK
B, South Carolina
24. WHITSELL, DAVE
B, Indiana
25. COOK, JIM
B, Auburn
26. BRUCE, JOE
T, Middle Tennessee State
27. AGERS, DON
T, Missouri-Rolla
28. PITT, JACK
E, South Carolina
29. HERZOG, HENRY

- B, Kentucky
30. BRONSON, TOMMY
B, Tennessee

1959

1. PIETROSANTE, NICK
FB, Notre Dame
2. HORTON, CHARLEY
G, Baylor
- 2B. RABOLD, MIKE
T, Indiana
(From Pittsburgh)
3. KOES, RON
C, North Carolina
- 3B. LUCIANO, RON
T, Syracuse
(From Baltimore)
4. BRANDRIFF, ART
B, Virginia Military
- 4B. GROTTKAU, BOB
B, Oregon State
(From New York Giants)
5. Choice to Cleveland
6. Choice to Chicago Cardinals
- 6B. GUESMAN, DICK
T, West Virginia
(From Pittsburgh)
7. DONNELL, BEN
C, Vanderbilt
8. LENDEN, JIM
T, Oregon
9. SMITH, CARL
B, Tennessee
10. LARAWAY, JACK
B, Purdue
11. JACOBS, HARRY
G, Bradley
12. STEHOUWER, RON
T, Colorado State
13. STEFFEN, JIM
B, UCLA
14. BALDWIN, JIM
C, McMurry
15. MAHER, BRUCE
B, Detroit
16. McGEE, GEORGE
T, Southern
17. RUDOLPH, JACK
E, Georgia Tech
18. HOLDEN, DAVE
T, Los Angeles State
19. GRANDERSON, RUFUS
T, Prairie View A&M
20. MCGREW, DAN
C, Purdue
21. DAVIS, BUDDY
B, Richmond
22. SHIELDS, LEBRON
T, Tennessee (Future)
23. CESARIO, SAL
T, Denver
24. RIDDLE, FRED
B, Pittsburgh
25. CHAMBERLAIN, DAN
E, Sacramento State
26. BRADLEY, JIM
B, Lincoln (Mo.)
27. JERRY, BILL
T, South Carolina
28. MATTHEWS, VINCE
B, Texas
29. SIME, DAVE
E, Duke
30. STOVER, RON
E, Oregon

1960

1. ROBINSON, JOHN
HB, Louisiana State
2. RABB, WARREN
B, Louisiana State
3. SCHOLTZ, BOB
C, Notre Dame
4. ANDREOTTI, JIM
C, Northwestern
- 4B. BROWN, ROGER
T, Maryland State
(From Pittsburgh)
5. Choice to Green Bay
6. COGDILL, GAIL
E, Washington State
7. NORTON, JIM
DB, Idaho
8. Choice to Washington
9. MESSNER, MAX
C-LB, Cincinnati
10. ALDERMAN, GRADY
T, Detroit
- 10B. O'BRIEN, JAMES
T, Boston College
(From Philadelphia)
11. AUCERMAN, TED
DB, Indiana
12. ROSS, DAVE
E, Los Angeles State
13. TUNNEY, PETE
HB, Occidental
14. GLASGOW, JIM
T, Jacksonville State
15. HARPER, DARRELL
HB, Michigan
16. RASSO, STEVE
DB, Cincinnati
17. HUDSON, BOB
DE, Louisiana Tech
18. WALTON, FRANK
HB, John Carroll
19. PREBOLA, GENE
E, Boston University
20. LOOK, DEAN
QB, Michigan State

1961

1. Choice to Cleveland
2. LaROSE, DAN
E, Missouri
3. MILLS, DICK
T, Pittsburgh
(From Pittsburgh)
- 3B. ANTWINE, HOUSTON
G, Southern Illinois
4. HARTLINE, RON
FB, Oklahoma
5. FAISON, EARL
E, Indiana
- 5B. PUCKET, RON
T, Los Angeles State
(From Philadelphia)
Choice to Cleveland
6. Choice to St. Louis
8. MUFF, LARRY
E, St. Benedict's
9. BROOKS, BOB
FB, Ohio U.
10. LINDEN, ERROL
E, Houston
11. VARGO JR., LARRY
E, Detroit (Future)
12. RODGERS, TOM
B, Kentucky
13. HODGE, PAUL
LB, Pittsburgh

14. BOWERS, CHARLEY
HB, Arizona State
15. LAUBER, MIKE
E, Wisconsin State
16. KRANTZ, GUS
T, Northern Michigan
17. GOODE, TOM
LB, Mississippi State
18. GREGOR, JOHN
T, Montana
19. VALESANO JR., GENE
B, Northern Michigan
20. LEWIS, TOM
B, Lake Forest

1962

1. HADL, JOHN
QB, Kansas
2. WILSON, EDDIE
QB, Arizona
3. THOMPSON, BOBBY
HB, Arizona
4. LOMAKOSKI, JOHN
T, Western Michigan
(From Pittsburgh)
- 4B. FERGUSON, LARRY
HB, Iowa (Future)
5. BIRDWELL, DAN
C, Houston
6. BUNDRA, MIKE
T, Southern California
7. HALL, TOM
E, Minnesota
8. HOOPER, MURDOCK
T, Houston
- 8B. IMPERIALE, FRANK
G, Southern Illinois
(From Cleveland)
9. GRANT, TODD
C, Michigan
10. ARCHER, JERRY
C, Pittsburgh State (Future)
11. ANDERSON, KARL
T, Bowling Green
12. SPRUTE, GAIL
C, Winona State
13. KNIGHT, SHERLOCK
T, Central State (Ohio)
14. DAVIDSON, JIM
B, Maryland
15. BROADBENT, DICK
E, Delaware
16. SESTAK, TOM
E, McNeese State
17. WICKLINE, RUCKER
C, Marshall
18. ZUGER, JOE
QB, Arizona State
19. BERNHARDT, JIM
T, Linfield
20. BROWN, BOB
E, Michigan (Future)

1963

1. SANDERS, DARYL
T, Ohio State
2. WILLIAMS, ROY
T, University of Pacific
3. Choice to Philadelphia
4. WALTON, CHUCK
G, Iowa State
5. Choice to Cleveland
6. KING, DON
HB, Syracuse
7. GAMBLE, JOHN
G, University of Pacific

8. GAUBATZ, DENNIS
LB, Louisiana State
9. DILL, KEN
IB, Mississippi (Future)
10. RYDER, NICK
FB, Miami (Fla.)
11. KASSULKE, KARL
HB, Drake
12. JANIK, TOM
B, Texas A&I
13. CLARK, ERNIE
LB, Michigan State
14. O'BRIEN, BILL
T, Xavier
15. SIMON, JAMES
G-T, Miami (Fla.)
16. JOHNSON, CHARLIE
T, Villanova
17. FRANTZ, GENE
B, Brigham Young
18. GREER, ALBERT
E, Jackson State
19. REEBERG, LUCIAN
T, Hampton Institute
20. SCARBOROUGH, GORDON
B, East Texas State
(Future)

1964

1. BEATHARD, PETE
QB, Southern California
2. SNORTON, MATT
E, Michigan State
3. PHILBIN, GERRY
T, Buffalo
- 3B. BATTEN, PAT
FB, Hardin Simmons
(From Philadelphia)
4. HILGENBERG, WALLY
G, Iowa
5. HELSON, JAMES
HB, Alabama
6. HILTON, JOHN
TE, Richmond (Future)
7. PARCELLS, BILL
T, Wichita
8. Choice to St. Louis
9. RASMUSSEN, WAYNE
OB, South Dakota State
10. HAND, LARRY
T, Appalachian State (Future)
- 10B. HOLTON, GLENN
HB, West Virginia
(From Baltimore)
11. HYNE, DON
T, Baldwin-Wallace
12. WELLS, WARREN
E, Texas Southern
13. MILLER, JOHN
DE, Idaho State
14. BICKLE, DOUG
DE-K, Hillsdale (Future)
15. LaLONDE, ROGER
DT, Muskingum
16. ROBINSON, ALLAN
HB, Brigham Young
17. PROVENZANO, JOE
T, Kansas State
18. LANGLEY, WILLIS
T, Louisiana State
19. ZELLMER, BRUCE
DB, Winona State
20. BARILA, STEVE
T, Wichita State

1965

1. NOWATZKE, TOM
FB, Indiana
2. RUSH, JERRY
T, Michigan State
3. BILETNIKOFF, FRED
FL, Florida State
4. Choice to Dallas
- 4B. MYERS, TOM
QB, Northwestern
(From Pittsburgh)
5. FLYNN, JOHN
E, Oklahoma
- 5B. VAUGHN, TOM
HB, Iowa State
(From New York Giants)
- 5C. FLANAGAN, ED
C, Purdue
(From Minnesota)
6. HAWKINS, EARL
HB-FB, Emory & Henry (Future)
7. KOWALKOWSKI, BOB
G, Virginia (Future)
- 7B. KENT, GREG
T, Utah (Future)
(From Minnesota)
8. HARBIN, LARRY
B, Appalachian State
9. McLENNA, BRUCE
B, Hillsdale (Future)
10. PENNIE, FRANK
T, Florida
11. KEARNEY, JIM
DB, Prairie View
12. MOORE, JAMES
DE, North Texas State
13. JACOBSON, JACK
B, Oklahoma State
14. BROWN, LARRY
B, Oklahoma (Future)
15. DICKEY, WALLACE
E, Southwest Texas State
16. SMITH, JOHN
T, Maryland State
17. ODOM, SONNY
HB, Duke (Future)
18. SWEETAN, KARL
QB, Wake Forest
19. LOVE, PRESTON
FL, Nebraska
20. WILSON, GEORGE
QB, Xavier (Future)

1966

1. Choice to Green Bay
2. EDDY, NICK
HB, Notre Dame (Future)
3. MALINCHAK, BILL
E, Indiana
4. VAN HORN, DOUG
G, Ohio State
(From New York Giants)
- 4B. WALKER, WILLIE
FL, Tennessee A&I
5. CODY, BILL
LB, Auburn
(From Pittsburgh)
5. Choice to Cleveland
6. DE SUTTER, WAYNE
T, Western Illinois
(From Minnesota)
- 6B. Choice to Philadelphia
7. ROBINSON, JOHN
E, Tennessee A&I (Future)

8. PINCAVAGE, JOHN
HB, Virginia
9. CUNNINGHAM, DICK
G, Arkansas (Future)
10. YATES, BRUCE
T, Auburn
(From Minnesota)
- 10B. BRIGHAM, TOM
DE, Wisconsin
11. O'BILLOVICH, JACK
LB, Oregon State
12. WINKLER, RANDY
T, Tarleton State (Future)
13. MASELTER, BILL
T, Wisconsin
14. MOORE, DENIS
T, Southern California (Future)
15. SULLIVAN, BILL
DE, West Virginia
16. GENDRON, JERRY
E, Wisconsin-Eau Claire
17. DUNLAP, RALPH
DE, Baylor
18. JOHNSON, BILL
E, Livingston
19. BAIER, BOB
T, Simpson
20. SMITH, ALLEN
HB, Findlay (Future)

1967

1. FARR, MEL
HB, UCLA
2. BARNEY, LEM
DB, Jackson State
3. NAUMOFF, PAUL
LB, Tennessee
4. KAMANU, LEW
DE, Weber State
5. Choice to Philadelphia
6. JONES, TIM
QB, Weber State
- 6B. McCAMBRIDGE, JOHN
DE, Northwestern
(From Washington)
7. TUINSTR, TED
T, Iowa State
8. Choice to St. Louis
9. WEGER, MIKE
DB, Bowling Green
10. HAYHOE, JERRY
G, Southern California
11. SHIRLEY, RAY
T, Arizona State
12. WATTS, ERIC
DB, San Jose State
13. WRIGHT, LAMAR
G, Georgia Tech
14. ROBINSON, CLEVELAND
DE, South Carolina State
15. BURKE, SAM
DB, Georgia Tech
16. ZAWADZKAS, JERRY
TE, Columbia
17. RAMSEY, KEN
DT, Northwestern

1968

1. LANDRY, GREG
QB, Massachusetts
- 1B. McCULLOCH, EARL
FL, Southern California
2. DePOYSTER, JERRY
K, Wyoming

3. Choice to San Francisco
- 3B. SANDERS, CHARLIE
TE, Minnesota
(From Cleveland through
Los Angeles)
4. MOONEY, ED
LB, Texas Tech
5. ODLE, PHIL
E, Brigham Young
6. SPITZER, MIKE
DE, San Jose State
7. Choice to New Orleans
8. MILLER, TERRY
LB, Illinois
9. BARTON, GREG
QB, Tulsa
10. LIGGINS, GRANVILLE
LB, Oklahoma
11. LITTLE, DWIGHT
G, Kentucky
12. CARUTHERS, ED
S, Arizona
13. BAILEY, CHUCK
T, Humboldt State
14. DAVIS, RICH
E, Upsilon
15. OLIVER, JIM
RB, Colorado State
16. ROKITA, BOB
DE, Arizona State
17. Choice to Minnesota

1969

1. TAYLOR, ALTIE
RB, Utah State
- 2B. YARBOROUGH, JIM
TE, Florida
(From Los Angeles)
3. WALTON, LARRY
FL, Arizona State
(From New Orleans)
4. Choice to San Francisco
5. Choice to Minnesota through
Pittsburgh
6. Choice to Atlanta
7. Choice to Atlanta
8. CARR, JIM
T, Jackson State
9. RASLEY, ROCKY
G, Oregon State
10. BERGUM, BOB
DE, Wisconsin-Platteville
11. WALKER, RON
E, Morris Brown
12. HADLOCK, BOB
DT, George Fox
13. WILSON, BOWIE
RB, Southern California
14. HOEY, GEORGE
FL, Michigan
15. GOUGH, FRED
LB, Texas-Arlington
16. SPAIN, KEN
DE, Houston
- 16B. STAHL, JOHN
G, Fresno State
(From Minnesota)
17. STEELE, GARY
TE, Army

1970

1. OWENS, STEVE
RB, Oklahoma
2. PARSON, RAY
G, Minnesota
3. MITCHELL, JIM
DE, Virginia State
Choice to New York Giants
5. PARKER, BOB
G, Memphis State
6. TERRY, TONY
DT, Southern California
7. GEDDES, KEN
LB, Nebraska
8. Choice to St. Louis
9. WEAVER, HERMAN
P, Tennessee
10. MAXWELL, BRUCE
RB, Arkansas
11. LAIRD, ROGER
DB, Kentucky State
12. MURRELL, EMANUEL
DB, Cal-Poly SLO
13. HAVERDICK, DAVE
DT, Morehead State
14. BROWN, CHARLIE
WR, Northern Arizona
15. HANEY, BOB
T, Idaho
16. TODD, JERRY
DB, Memphis State
17. MARSHALL, JESSE
DT, Centenary

1971

1. BELL, BOB
DT, Cincinnati
2. THOMPSON, DAVE
C, Clemson
(From Philadelphia)
- 2B. WEAVER, CHARLIE
LB, Southern California
3. CLARK, AL
DB, Eastern Michigan
4. WOODS, LARRY
DT, Tennessee State
5. NEWELL, PETE
G, Michigan
6. HARRIS, FRANK
QB, Boston College
(From Los Angeles through Philadelphia)
- 6B. FRANKLIN, HERMAN
WR, Southern California
7. WHELESS, BROWNIE
T, Rice
8. LEE, KEN
LB, Washington
9. ZOFKO, MICKEY
RB, Auburn
Choice to Philadelphia
11. WEBB, PHIL
DB, Colorado State
12. PILCONIS, BILL
WR, Pittsburgh
13. ABERCROMBIE, DAVID
RB, Tulane
14. LORENZ, TOM
TE, Iowa State
15. COATES, ED
WR, Central Missouri
16. KUTCHINSKI, TOM
DB, Michigan State
17. JOLLY, GORDON
T, Utah

1972

1. ORVIS, HERB
DE, Colorado
2. Choice to Atlanta
3. SANDERS, KEN
DE, Howard Payne
(From Philadelphia)
- 3B. Choice to Philadelphia
4. Choice to Dallas
5. Choice to Los Angeles
6. POTTS, CHARLES
DB, Purdue
7. STOUAMIRE, CHARLES
WR, Portland State
8. STUCKY, HENRY
DB, Missouri
9. McCLINTOCK, BILL
DB, Drake
10. TEAL, JIM
LB, Purdue
11. WALDRON, BOB
DT, Tulane
12. BRADLEY, PAUL
WR, Southern Methodist
13. KIRSCHNER, JOHN
TE, Memphis State
14. KELLY, ERIC
T, Whitworth
15. ROACH, STEVE
LB, Kansas
16. JENKINS, LEON
DB, West Virginia
17. TYLER, MIKE
DB, Rice

1973

1. PRICE, ERNEST
DE, Texas A&I
2. CROSSWHITE, LEON
RB, Oklahoma
3. BRADY, JOHN
TE, Washington
(From Chicago)
- 3B. LASLAVIC, JIM
LB, Penn State
- 3C. JOHNSON, LEVI
DB, Texas A&I
(From Oakland through Los Angeles)
4. HENNIGAN, MIKE
LB, Tennessee Tech
(From New Orleans)
- 4B. JAURON, DICK
RB, Yale (From Atlanta)
- 4C. HOOKS, JIM
RB, Central State (Okla.)
Choice to San Diego through Washington
5. Choice to St. Louis
7. ANDREWS, JOHN
DT, Morgan State
8. McCARY, PRENTICE
DB, Arizona State
- 8B. BLEDSOE, JOHN
RB, Ohio State
(From Cleveland)
9. DEAN, IRA
DB, Baylor
10. BONNER, RAY
DB, Middle Tennessee
11. FREEMAN, SCOT
WR, Wyoming
12. SCOTT, TOM
WR, Washington
13. MOSS, JOHN
LB, Pittsburgh

14. COREY, JAY
T, Santa Clara
15. HANSEN, DAN
DB, Brigham Young
16. NICKLES, LARRY
WR, Dayton
17. BELGRAVE, EARL
T, Ohio State

1974

1. O'NEIL, ED
LB, Penn State
(From New Orleans)
- 1B. Choice to New Orleans
2. HOWARD, BILLY
DT, Alcorn A&M
3. BUSSEY, DEXTER
RB, Texas-Arlington
Choice to St. Louis
4. CAPRIA, CARL
DB, Purdue
6. BURDEN, WILLIE
RB, North Carolina State
(From New Orleans)
- 6B. DAVIS, JIM
G, Alcorn A&M
7. HERRERA, EFREN
K, UCLA
8. DENIMARCK, MIKE
LB, Emporia (Kan.)
9. Choice to Los Angeles
10. WOOLEY, DAVID
RB, Central State (Okla.)
11. BLAIR, T.C.
TE, Tulsa
12. WAKEFIELD, MARK
WR, Tampa
13. ROTHWELL, FRED
C, Kansas State
14. JONES, DAVID
DB, Howard Payne
15. WELLS, JOHN
G, Kansas State
16. WILSON, MYRON
DB, Bowling Green
17. TEMPLE, COLLIS
DE, Louisiana State

1975

1. BODEN, LYNN
G, South Dakota State
2. ENGLISH, DOUG
DT, Texas
3. Choice to New Orleans through Minnesota
4. HERTWIG, CRAIG
T, Georgia
5. Choice to Cleveland
6. COOPER, FRED
DB, Purdue
(From New Orleans)
- 6B. KING, HORACE
RB, Georgia
(From New England)
- 6C. FRANKLIN, DENNIS
B-W, Michigan
7. MURPHY, MIKE
WR, Drake
8. THOMPSON, LEONARD
RB, Oklahoma State
9. STRINKO, STEVE
LB, Michigan
10. BOYD, BRAD
TE, Louisiana State
11. MYERS, STEVE
G, Ohio State

12. ROUNDTREE, ANDRE
LB, Iowa State
13. SMITH, JIM
RB, North Carolina Central
14. McMILLAN, JIM
QB, Boise State
15. GREEN, RUDY
RB, Yale
16. CHAVES, LES
DB, Kansas State
17. LANCASTER, MARK
G, Tulsa
- (From Minnesota through New England)
7. BLACK, TIM
LB, Baylor
8. GRIFFIN, MARK
T, North Carolina
9. MATHIESON, STEVE
QB, Florida State
10. ANDERSON, GARY
G, Stanford
11. DAYKIN, TONY
LB, Georgia Tech
12. GREENWOOD, DAVE
G-C, Iowa State
9. LB, C.W. Post (From Seattle)
10. KOMLO, JEFF
QB, Delaware
11. Choice to Miami
- 11B. COLE, EDDIE
LB, Mississippi (From Dallas)
12. FORSTER, BOB
C G, Brown
- 12B. SWEENEY, BRYAN
WR, Texas A&I (From New England)

1976

1. HUNTER, JAMES
DB, Grambling (From Chicago)
- 1B. GAINES, LAWRENCE
RB, Wyoming
2. LONG, KEN
G, Purdue
- 2B. HILL, DAVID
TE, Texas A&M (From Washington through San Diego)
3. BOLINGER, RUSS
T, Long Beach State (From Chicago)
- 3B. WOODCOCK, JOHN
DT, Hawaii
4. Choice to Chicago through Miami
5. Choice to San Francisco
- 5B. SCAVELLA, STEADMAN
LB, Miami (Fla.) (From Miami)
6. Choice to New England
7. TEN NAPEL, GARTH
LB, Texas A&M
8. SORENSON, RICH
K, Chicago State (From Philadelphia through New England)
- 8B. BRASWELL, CHARLES
DB, West Virginia
9. JONES, LEANELL
TE, Long Beach State
10. BOWERMAN, BILL
DB, New Mexico State
11. SHUGRUE, GARY
DE-LB, Villanova
12. McCABE, MIKE
C, South Carolina
13. JACOBS, MEL
WR KR, San Diego State
14. ELSTON, LEONARD
WR, Kentucky State
15. SMOCK, TRENT
WR, Indiana
16. McCURDY, CRAIG
LB, William & Mary
17. MEEKS, JIM
QB, Boise State

1977

1. Choice to Buffalo
2. WILLIAMS, WALT
DB, New Mexico State
3. KANE, RICK
RB, San Jose State
4. BLUE, LUTHER
WR, Iowa State
5. CROSBY, RON
LB, Penn State (From Seattle)
- 5B. Choice to Pittsburgh
6. Choice to San Diego
- 6B. REGGIE, PINKEY

1978

1. BRADLEY, LUTHER
DB, Notre Dame
2. BAKER, AL
DE, Colorado State
3. Choice to Cleveland
4. FIFER, WILLIAM
T, West Texas State
- 4B. ELIAS, HOMER
G, Tennessee State (From Baltimore)
- 4C. TEARRY, LARRY
C, Wake Forest (From Denver)
5. FOWLER, AMOS
G, Southern Mississippi
- 5B. GRAY, DAN
DE, Rutgers (From San Diego)
6. HICKS, DWIGHT
DB, Michigan
- 6B. ARDIZZONE, TONY
G, Northwestern (From San Diego)
- 6C. THOMPSON, JESSE
WR, California (From Denver)
7. GIBSON, BRUCE
RB, Pacific
8. BREECH, JIM
K, California
9. Choice to San Francisco
10. ARRINGTON, FRED
LB, Purdue
11. MURRAY, RICHARD
DT, Oklahoma
12. PATTERSON, MARK
DB, Washington State

1979

1. DORNEY, KEITH
T, Penn State
2. FANTETTI, KEN
LB, Wyoming
3. ROBINSON, BO
RB, West Virginia
4. NORRIS, ULYSSES
TE, Georgia (From Baltimore)
- 4B. BROOKS, JONATHAN
LB, Clemson
5. Choice to San Francisco
- 5B. BROWN, WALT
C, Pittsburgh (From San Diego through Baltimore)
6. Choice to Denver
7. Choice to Oakland through Cleveland
8. Choice to New York Giants
- 8B. MOHRING, JOHN

1980

1. SIMS, BILLY
RB, Oklahoma
2. Choice to Minnesota through San Francisco
3. TURNURE, TOM
C, Washington
- 3B. FRIEDE, MIKE
WR, Indiana (From Baltimore)
4. HIPPLE, ERIC
QB, Utah State
5. STREETER, MARK
DB, Arizona
- 5B. GINN, TOM
G, Arkansas (From Kansas City)
6. DIETERICH, CHRIS
T, North Carolina State
7. MURRAY, EDDIE
K, Tulane
8. Choice to Baltimore
9. JETT, DeWAYNE
WR, Hawaii
- 9B. TUINEI, TOM
DT, Hawaii (From San Francisco through Kansas City)
10. HENDERSON, HENRY
DB, Utah State
11. SMITH, WAYNE
DB, Purdue
12. WILLIAMS, RAY
KR, Washington State

1981

1. NICHOLS, MARK
WR, San Jose State
2. GREEN, CURTIS
DE, Alabama State
3. GRECO, DON
G, Western Illinois
4. PORTER, TRACY
WR, Louisiana State
5. LEE, LARRY
G, UCLA
6. JOHNSON, SAM
DB, Maryland
7. SPIVEY, LEE
G-T, Southern Methodist
8. NIZIOLEK, BOB
TE, Colorado
9. JERNIGAN, HUGH
DB, Arkansas
- 9B. MARTIN, DAVID
DB, Villanova
10. CANNAVINO, ANDY
LB, Michigan
11. JACKSON, WILLIE
DB, Mississippi
12. Choice to Denver

1982

1. WILLIAMS, JIMMY
LB, Nebraska
2. WATKINS, BOBBY
CB, Southwest Texas State
3. DOUG, STEVE
LB, New Hampshire
4. McNORTON, BRUCE
CB, Georgetown (Ky.)
5. GRAHAM, WILLIAM
S, Texas
6. MACHUREK, MIKE
QB, Idaho State
7. BATES, PHIL
FB, Nebraska
(From Houston)
- 7B. SIMMONS, VICTOR
WR, Oregon State
8. MOSS, MARTIN
DT, UCLA
9. WAGONER, DAN
CB, Kansas
(From Oakland through
Los Angeles)
- 9B. Choice to Miami
10. BARNES, ROOSEVELT
LB, Purdue
11. LEE, EDWARD
WR, South Carolina State
12. PORTER, RICKY
RB, Slippery Rock
- 12B. RUBICK, ROB
TE, Grand Valley State
(From San Diego)

1983

1. JONES, JAMES
FB, Florida
2. STRENGER, RICH
T, Michigan
3. COFER, MICHAEL
DE, Tennessee
4. CURLEY, AUGUST
LB, Southern California
5. JOHNSON, DEMETRIOUS
DB, Missouri
(From Los Angeles Rams)
- 5B. MOTT, STEVE
C, Alabama
6. BROWN, TODD
WR, Nebraska
7. BLACK, MIKE
P, Arizona State
8. STAPLETON, WILLIAM
DB, Washington
9. Choice used in 1982 supplemental
draft of Kevin Robinson
DB, North Carolina A&T
10. LAUBE, DAVE
G-T, Penn State
11. TATE, BEN
FB, North Carolina
12. LANE, JIM
C, Idaho State

1984

1. LEWIS, DAVID
TE, California
2. MANDLEY, PETE
WR, Northern Arizona
3. WILLIAMS, ERIC
DT, Washington State
(From San Diego through
St. Louis)
- 3B. ANDERSON, ERNEST
RB, Oklahoma

- 3C. BAACK, STEVE
DE, Oregon
(From Los Angeles Rams)
4. D'ADDIO, DAVE
RB, Maryland
5. Choice to Los Angeles Rams
6. WITKOWSKI, JOHN
QB, Columbia
7. CARTER, JIMMIE
LB, New Mexico (From Indianapolis)
- 7B. ATKINS, RENWICK
T, Kansas
8. JONES, DAVID
C, Texas
9. HOLLINS, RICH
WR, West Virginia
10. FRIZZELL, WILLIAM
DB, North Carolina Central
(From Indianapolis)
- 10B. THAXTON, JAMES
DB, Louisiana Tech
11. SAXON, MIKE
P, San Diego State
12. STRENO, GLENN
C, Tennessee

1985

1. BROWN, LOMAS
T, Florida
2. GLOVER, KEVIN
C-G, Maryland
3. JOHNSON, JAMES
LB, San Diego State
4. HANCOCK, KEVIN
LB, Baylor
5. McINTOSH, JOE
RB, North Carolina State
6. SHORT, STAN
G, Penn State
7. STATEN, TONY
CB, Angelo State
8. CALDWELL, SCOTTY
RB, Texas-Arlington
9. JAMES, JUNE
LB, Texas
10. BEAUFORD, CLAYTON
WR, Auburn
11. HARRIS, KEVIN
S, Georgia
12. WEAVER, MIKE
G, Georgia

1986

1. LONG, CHUCK
QB, Iowa
2. JAMES, GARRY
RB, Louisiana State
3. MILINICHIK, JOE
T, North Carolina State
4. MITCHELL, DEVON
S, Iowa
5. SMITH, OSCAR
RB, Nichols State
- 5B. GRIFFIN, ALLYN
WR, Wyoming
9. PICKENS, LYLE
CB, Colorado
10. JOHNSON, TRACY
LB, Morningside
11. MELVIN, LELAND
WR, Richmond
12. DURDEN, ALLAN
S, Arizona

1987

1. ROGERS, REGGIE
DE, Washington
2. Choice to Houston
3. BALL, JERRY
NT, Southern Methodist
4. RIVERS, GARLAND
S, Michigan
5. Choice to Seattle
6. LOCKETT, DANNY
LB, Arizona
7. SALEAUMUA, DAN
NT, Arizona State
- 7B. GIBSON, DENNIS
LB, Iowa State
9. CALHOUN, RICK
RB, Cal State-Fullerton
10. BROWN, RAY
WR, Southern California
11. SIVERLING, BRIAN
TE, Penn State
12. LEE, GARRY
WR, Georgia Tech

1988

1. BLADES, BENNIE
S, Miami (Fla.)
- 2A. SPIELMAN, CHRIS
LB, Ohio State
- 2B. CARTER, PAT
TE, Florida State
3. ROUNDTREE, RAY
WR, Penn State
4. WHITE, WILLIAM
S, Ohio State
5. ANDOLSEK, ERIC
G, Louisiana State
6. PAINTER, CARL
RB, Hampton Institute
7. JAMES, JEFF
WR, Stanford
8. HADD, GARY
DT-NG, Minnesota
- 9A. CORRINGTON, KIP
S, Texas A&M
- 9B. IRVIN, TODD
T, Mississippi
10. CRAIG, PACO
WR, UCLA
11. McCOIN, DANNY
QB, Cincinnati

1989

1. SANDERS, BARRY
RB, Oklahoma State
2. FORD, JOHN
WR, Virginia
3. UTLEY, MIKE
G-T, Washington State
4. CROCKETT, RAY
CB, Baylor
5. PETE, LAWRENCE
DT, Nebraska
(From Philadelphia)
6. PEETE, RODNEY
QB, Southern California
7. WOODS, JERRY
DB, Northern Michigan
8. PARKER, CHRIS
DT, West Virginia
9. MACCREADY, DEREK
DE, Ohio State
10. PHILLIPS, JASON
WR, Houston

11. KARPINSKI, KEITH
LB, Penn State
12. CRIBBS, JAMES
DE, Memphis State

1990

1. WARE, ANDRE
QB, Houston
2. OWENS, DAN
DE, Southern California
3. SPINDER, MARC
DE, Pittsburgh
- 4A. HINCKLEY, ROB
LB, Stanford
- 4B. OLDHAM, CHRIS
CB, Oregon
5. CAMPBELL, JEFF
WR, Colorado
6. HENRY, MAURICE
RB, Kansas State
7. HAYWORTH, TRACY
LB, Tennessee
- 8A. GREEN, WILLIE
WR, Mississippi
- 8B. FORTIN, ROMAN
T, San Diego State
9. LINN, JACK
T, West Virginia
10. MILLER, BILL
WR, Illinois State
11. WARNSLEY, REGINALD
RB, Southern Mississippi
12. CLAIBORNE, ROBERT
WR, San Diego State

1991

1. MOORE, HERMAN
WR, Virginia
2. Choice to Dallas
3. BARRETT, REGGIE
WR, Texas-El Paso
4. SCOTT, KEVIN
CB, Stanford
5. CONOVER, SCOTT
T, Purdue
6. ANDREWS, RICH
K, Florida State
7. THOMAS, FRANKLIN
TE, Grambling
8. JACKSON, CEDRIC
FB, Texas Christian
9. MILBURN, DARRYL
DE, Grambling
10. Choice to Atlanta
11. WATKINS, SLIP
WR, Louisiana State
12. ALEXANDER, ZENO
LB, Arizona

1992

1. PORCHER, ROBERT
DE, South Carolina State
- 2A. SCROGGINS, TRACY
OLB, Tulsa
- 2B. HANSON, JASON
K, Washington State
(from Dallas)
3. McLEMORE, THOMAS
TE, Southern University
4. Choice to Dallas
5. Choice to New Orleans
6. THARPE, LARRY
T, Tennessee State
7. Choice to New England

8. CLAY, WILLIE
S, Georgia Tech
9. Choice to Dallas
10. Choice to New England
11. TILLISON, ED
FB, NW Missouri State
12. Choice to New England

1993

1. Choice to New Orleans
2. McNEIL, RYAN
CB, Miami (Fla.)
(from New York Jets)
- 3A. LONDON, ANTONIO
LB, Alabama
- 3B. COMPTON, MIKE
C, West Virginia
(from Cleveland)
4. Choice to New Orleans
5. Choice to New York Jets
6. JEFFRIES, GREG
CB, Virginia
7. HALLOCK, TY
LB, Michigan State
8. MINNIEFIELD, KEVIN
CB, Arizona State

1994

1. MORTON, JOHNNIE
WR, Southern California
2. MALONE, VAN
S, Texas
3. BONHAM, SHANE
DT, Tennessee
4. BRYANT, VAUGHN
CB, Stanford
5. SEMPLE, TONY
G, Memphis State
6. BORGELLA, JOCELYN
CB, Cincinnati
7. BEER, TOM
LB, Wayne State

1995

1. ELLISS, LUTHER
DT, Utah
2. Choice to San Diego
3. SLOAN, DAVID
TE, New Mexico
(from St. Louis)
4. Choice to St. Louis
- 5A. BOYD, STEPHEN
LB, Boston College
- 5B. McCORVEY, KEZ
WR, Florida State
- 5C. CHERRY, RONALD
T, McNeese State
- 6A. HICKMAN, KEVIN
TE, Navy
- 6B. SCHLESINGER, CORY
FB, Nebraska
7. HEMPSTEAD, HESSLEY
G, Kansas

1996

- 1A. BROWN, REGGIE
LB, Texas A&M
(from Seattle)
- 1B. HARTINGS, JEFF
G, Penn State
(from San Diego)
2. Choice to Denver
3. STEWART, RYAN
S, Georgia Tech
(from Oakland through New England)

4. FORD, BRAD
CB, Alabama
5. WALDROUP, KERWIN
DE, Central State (Oh.)
6. Choice to New England
7. Choice to Denver

1997

1. WESTBROOK, BRYANT
CB, Texas
- 2A. ROQUE, JUAN
T, Arizona State
- 2B. ABRAMS, KEVIN
CB, Syracuse
(from Dallas)
- 4A. Choice to Dallas
- 4B. RUSSELL, MATT
LB, Colorado
- 5A. CHRYPLEWICZ, PETE
TE, Notre Dame
- 5B. ASHMAN, DUANE
DE, Virginia
6. RAMIREZ, TONY
T, Northern Colorado
- 7A. BATTLE, TERRY
RB, Arizona State
- 7B. HARRIS, MARCUS
WR, Wyoming
- 7C. JORDAN, RICHARD
LB, Missouri Southern

1998

1. FAIR, TERRY
CB, Tennessee
- 2A. CROWELL, GERMANE
WR, Virginia
- 2B. BATCH, CHARLIE
QB, Eastern Michigan
(From Miami through Green Bay)
3. Choice to Miami
4. Choice to Oakland
5. Choice to Miami
- 6A. Choice to Miami
- 6B. ALEXANDER, JAMAAL
S, Southern Mississippi
7. LWIENSKI, CHRIS
T, Indiana

1999

- 1A. CLAIBORNE, CHRIS
LB, Southern California
- 1B. GIBSON, AARON
T, Wisconsin
(from San Francisco through Miami)
2. Choice to Miami
- 3A. DeVRIES, JARED
DE, Iowa (from Miami through Detroit)
- 3B. Choice to Miami
4. IRVIN, SEDRICK
RB, Michigan State
- 5A. TALTON, TY
S, Northern Iowa
(from Philadelphia)
- 5B. Choice to Miami
6. KRIEWALDT, CLINT
LB, Wisc.-Stevens Point
- 7A. PRINGLEY, MIKE
DE, North Carolina
(from Green Bay)
- 7B. Choice to Miami

Lions' Trades Since 1969

- Aug. 11, 1969** Lions acquired TE **KEN BAREFOOT** from Washington in exchange for the Lions' 6th round pick in the 1970 draft.
- Sept. 4, 1969** Lions traded RB **DAVE KOPAY** to Washington in exchange for the Redskins' 6th round pick in the 1970 draft. The pick was acquired from Detroit in the Ken Barefoot trade.
- Sept. 10, 1969** Lions acquired DT **DAN GOICH** from St. Louis in exchange for the Detroit's 8th round pick in the 1971 draft.
- May 11, 1970** Lions acquired DE **LEN PERSIN** from Philadelphia in exchange for Detroit's 10th round pick in the 1971 draft.
- Aug. 26, 1970** Lions acquired WR **CHUCK HUGHES** from Philadelphia in exchange for G **ROBERT PARKER**.
- Sept. 9, 1970** Lions traded DT **DENIS MOORE** to Philadelphia in exchange for the Eagles' 6th round pick, acquired from the Los Angeles Rams, in the 1971 draft.
- Oct. 6, 1970** Lions traded RB **LARRY WATKINS** to Philadelphia in exchange for the Eagles' 2nd round pick in the 1971 draft.
- Jan. 28, 1971** Lions traded QB **GREG BARTON** to Philadelphia in exchange for the Eagles' 2nd round pick in the 1971 draft and the Eagles' 2nd and 3rd round picks in the 1972 draft.
- May 7, 1971** Lions acquired LB **CARL CUNNINGHAM** from Denver in exchange for T **ROGER SHOALS**.
- July 7, 1971** Lions acquired WR **RON JESSIE** from the Los Angeles Rams in exchange for the Lions' 4th round pick in the 1972 draft.
- Aug. 16, 1971** Lions traded LB **CARL CUNNINGHAM** to New Orleans in exchange for the Saints' 4th round pick in the 1973 draft.
- Sept. 1, 1971** Lions acquired DE **DICK EVEY** from Los Angeles in exchange for the Detroit's 5th round pick in the 1972 draft.
- Sept. 9, 1971** Lions acquired RB **PAUL GIPSON** from Atlanta in exchange for Detroit's 2nd round pick in the 1972 draft.
- Sept. 29, 1971** Lions acquired QB **BILL CAPPLEMAN** from Philadelphia in exchange for Detroit's 3rd round pick in the 1972 draft, with the condition that Detroit agrees that no further compensation is due them from the Eagles for **LARRY WATKINS**, acquired in 1970.
- Feb. 1, 1972** Lions acquired DB **RUDY REDMOND**, RB **SONNY CAMPBELL** and Atlanta's 4th round pick in the 1973 draft from Atlanta in exchange for Detroit's 2nd round pick in the 1972 draft.
- Apr. 14, 1972** Lions acquired DE **JOE SCHMIESING** from St. Louis in exchange for T **RAY PARSON**.
- July 31, 1972** Lions traded DT **JERRY RUSH** to Cleveland in exchange for the Browns' 8th round pick in the 1973 draft.
- Aug. 22, 1972** Lions traded DB **AL CLARK** to Los Angeles in exchange for a 3rd round draft pick in the 1973 draft which the Rams acquired from Oakland.
- Sept. 5, 1972** Lions acquired LB **RICK OGLE** from St. Louis in exchange for Detroit's 6th round pick in the 1973 draft.
- Sept. 5, 1972** Lions acquired TE **JOHN HILTON** from Washington in exchange for Detroit's 5th round pick in the 1973 draft.
- Jan. 30, 1973** Lions traded TE **CRAIG COTTON** and their 1st round pick in the 1973 draft to Chicago in exchange for Kansas City's 1st round pick in the 1973 draft and Chicago's 3rd round pick in the 1973 draft.
- Apr. 10, 1973** Lions traded LB **ADRIAN YOUNG** to New Orleans in exchange for the Saints' 6th round pick in the 1974 draft.
- June 13, 1973** Lions traded DT **JOE SCHMIESING** to Baltimore in exchange for the Colts' 4th round pick in the 1974 draft.
- July 26, 1973** Lions acquired G **BRIAN GOODMAN** from Los Angeles in exchange for Detroit's 9th round pick in the 1974 draft.
- July 27, 1973** Lions acquired WR **JIM O'BRIEN** from Baltimore in exchange for all consideration sent to Detroit for **JOE SCHMIESING** (Baltimore's 4th round pick in the 1974 draft).
- Aug. 1, 1973** Lions traded DT **JOHN GORDON** to Baltimore in exchange for the Colts' 10th round draft pick in the 1974 draft.
- Aug. 30, 1973** Lions traded LB **ED MOONEY** to Baltimore in exchange for the Colts' 5th round pick in the 1974 draft.
- Sept. 6, 1973** Lions acquired DB **WILLIE GERMANY** from Atlanta in exchange for Detroit's 5th round pick in the 1974 draft, which was obtained from Baltimore in the **ED MOONEY** trade.
- Sept. 7, 1973** Lions acquired DB **MILLER FARR** from St. Louis in exchange for the Lions' 4th round pick in the 1974 draft.
- Jan. 31, 1974** Lions traded DB **WILLIE GERMANY** to Philadelphia in exchange for C **MIKE EVANS**.
- Feb. 26, 1974** Lions acquired DB **BEN DAVIS** from Cleveland in exchange for Detroit's 5th round pick in the 1975 draft.
- May 14, 1974** Lions traded LB **JIM TEAL** to Los Angeles in exchange for the Rams' 9th round pick in the 1975 draft.
- Aug. 7, 1974** Lions acquired DB **CHARLIE POTTS** from St. Louis in exchange for cash (\$200).
- Aug. 16, 1974** Lions acquired QB **ED HARGETT** from Houston in exchange for Detroit's 15th round pick in the 1975 draft.
- Aug. 17, 1974** Lions traded QB **BILL CAPPLEMAN** in exchange for QB **SAM WYCHE**.
- Aug. 21, 1974** Lions traded WR **AL BARNES** to Denver for RB **JIMMIE JONES**.
- Aug. 29, 1974** Lions acquired DB **LEROY MITCHELL** from Denver in exchange for Detroit's 9th round pick in the 1975 draft.
- Sept. 10, 1974** Lions acquired WR **TIM GEORGE** from Cincinnati in exchange for cash (\$100).
- Sept. 10, 1974** Lions acquired DB **CHARLES WEST** from Minnesota in exchange for Detroit's 3rd round pick in the 1975 draft.
- Oct. 22, 1974** Lions acquired QB **JOE REED** from San Francisco in exchange for Detroit's 5th round pick in the 1975 draft.
- Jan. 29, 1975** Lions traded RB **LEON CROSSWHITE** to New England in exchange for the Patriots' 6th round pick in the 1975 draft and an 8th round pick in the 1976 draft that New England acquired from Philadelphia.
- Feb. 3, 1975** Lions traded G **CHUCK WALTON** to Denver in exchange for LB **BILL LASKEY**.
- May 29, 1975** Lions traded C **ED FLANAGAN** to San Diego in exchange for a 2nd round pick, from Washington through San Diego, in the 1976 draft.
- July 30, 1975** Lions acquired C **JON MORRIS** from New England in exchange for Detroit's 6th round pick in the 1976 draft.
- Aug. 1, 1975** Lions traded WR **RON JESSIE** to Los Angeles for a 1st round pick, from Green Bay through Los Angeles, in the 1976 draft.
- Aug. 21, 1975** Lions acquired TE **JOHN MCKAKIN** from Pittsburgh in exchange for Detroit's 5th round pick in the 1977 draft.

- Sept. 8, 1975** Lions acquired LB **LARRY BALL** and a 5th round pick in the 1976 draft from Miami in exchange for Detroit's 4th round pick in the 1976 draft.
- Apr. 8, 1976** Lions traded their 1st round pick, acquired from Green Bay through Los Angeles, in the 1976 draft to Chicago for the Bears' 1st and 3rd round picks in the 1976 draft.
- July 22, 1976** Lions acquired WR **J.D. HILL** from Buffalo in exchange for Detroit's 1st round pick in the 1977 draft.
- July 23, 1976** Lions acquired G **MARK MARKOVICH** from San Diego in exchange for Detroit's 6th round pick in the 1977 draft.
- Aug. 25, 1976** Lions traded TE **LEANELL JONES** to San Diego in exchange for cash (\$200).
- Sept. 6, 1976** Lions traded WR **MARLIN BRISCOE** to New England in exchange for a 6th round pick, from Minnesota through New England, in the 1977 draft.
- Sept. 6, 1976** Lions traded QB **BILL MUNSON** to Seattle in exchange for the Seahawks' 5th round pick in the 1977 draft.
- June 17, 1977** Lions traded P **HERMAN WEAVER** to Denver in exchange for the Broncos' 4th and 6th round picks in the 1978 draft.
- Aug. 11, 1977** Lions acquired RB **MARV HUBBARD** from Oakland in exchange for cash (\$100).
- Aug. 19, 1977** Lions acquired K **FRED STEINFORT** from Seattle in exchange for cash (\$100).
- Sept. 1, 1977** Lions acquired K **STEVE MIKE-MAYER** from San Francisco in exchange for Detroit's 8th round pick in the 1978 draft.
- Apr. 27, 1978** Lions acquired LB **DAVE WASHINGTON** from San Francisco in exchange for Detroit's 5th round pick in the 1979 draft.
- Apr. 28, 1978** Lions acquired the draft rights to **P TOM SKLADANY** from Cleveland in exchange for Detroit's 3rd round pick in the 1978 draft and Detroit's 7th round pick in the 1979 draft.
- May 1, 1978** Lions traded DT **HERB ORVIS** to Baltimore in exchange for WR **FREDDIE SCOTT** and the Colts' 4th round pick in the 1978 draft.
- May 2, 1978** Lions traded LB **JIM LASLAVIC** to San Diego in exchange for the Chargers' 5th and 6th round picks in the 1978 draft.
- May 11, 1978** Lions traded T **ROCKNE FREITAS** to Tampa Bay in exchange for the Buccaneers' 4th round pick in the 1979 draft.
- July 20, 1978** Lions acquired DB **JIMMY ALLEN** from Pittsburgh in exchange for the 4th round pick in the 1979 draft acquired from Tampa Bay.
- Aug. 2, 1978** Lions acquired DT **DAVE GALLAGHER** from the New York Giants in exchange for Detroit's 8th round pick in the 1979 draft.
- Aug. 2, 1978** Lions acquired RB **MARSH WHITE** from the New York Giants in exchange for Detroit's 11th round pick in the 1979 draft.
- Aug. 14, 1978** Lions acquired TE **BILL GAY** from Denver in exchange for DB **CHARLIE WEST** and Detroit's 6th round pick in the 1979 draft.
- Aug. 14, 1978** Lions acquired DE **JIM MITCHELL** from New England in exchange for T **BOB McKAY**.
- Aug. 16, 1978** Lions acquired RB **JOHN BROCKINGTON** from Kansas City in exchange for RB **EDDIE PAYTON**.
- Aug. 16, 1978** Lions traded K **SKIP BUTLER** to Dallas in exchange for the Cowboys' 11th round pick in the 1979 draft.
- Aug. 23, 1978** Lions acquired C **MIKE MONTLER** from Denver in exchange for Detroit's 8th round pick in the 1980 draft.
- Aug. 28, 1978** Lions acquired T **KARL BALDISCHWILER** from Miami in exchange for Detroit's 10th round pick in the 1979 draft.
- Aug. 28, 1978** Lions acquired LB **GARTH TEN NAPEL** from Atlanta in exchange for cash (\$500).
- Sept. 27, 1978** Lions traded DE **ERNIE PRICE** to Seattle in exchange for DE **BILL COOKE** and the Seahawks' 8th round pick in the 1979 draft.
- Jan. 9, 1979** Lions acquired a 12th round pick in the 1979 draft from New England in exchange for past considerations.
- Apr. 16, 1979** Lions acquired T **GORDON JOLLEY** from Seattle in exchange for past consideration.
- Apr. 30, 1979** Lions traded QB **GREG LANDRY** to Baltimore in exchange for the Colts' 4th round pick in the 1979 draft, a 5th round pick, from San Diego through Baltimore, in the 1979 draft and the Colts' 3rd round pick in the 1980 draft.
- Aug. 20, 1979** Lions acquired DT **CLEVELAND ELAM** from San Francisco in exchange for Detroit's 2nd round pick in the 1980 draft.
- Apr. 8, 1980** Lions acquired the 8th round pick traded to Denver in the **MIKE MONTLER** trade in exchange for Detroit's 12th round pick in the 1981 draft and past considerations from the Montler trade.
- Apr. 10, 1980** Lions traded C **LARRY TEARRY** to Kansas City in exchange for the Chiefs' 5th round pick and a 9th round pick, from San Francisco through Kansas City, in the 1980 draft.
- Apr. 24, 1980** Lions acquired LB **STAN WHITE** from Baltimore in exchange for Detroit's 8th round pick in the 1980 draft.
- July 24, 1980** Lions traded LB **ED O'NEIL** to New England for the Patriots' 9th round pick in the 1981 draft.
- Aug. 12, 1981** Lions traded T **BILL SEARCEY** to Miami for the Dolphins' 12th round pick in the 1982 draft.
- Aug. 18, 1981** Lions acquired LB **STEVE TOWLE** from Miami in exchange for Detroit's 9th round pick in the 1982 draft.
- Aug. 19, 1981** Lions traded T **LEE SPIVEY** to Washington in exchange for the Redskins' 12th round pick in the 1982 draft.
- Apr. 26, 1983** Lions traded G **RUSS BOLINGER** to the Los Angeles Rams in exchange for the Rams' 5th round pick in the 1983 draft.
- Apr. 26, 1983** Lions acquired DT **MIKE FANNING** from the Los Angeles Rams in exchange for Detroit's 5th round pick in 1984.
- July 21, 1983** Lions traded DE **AL BAKER** to St. Louis in exchange for the Cardinals' 3rd and 8th round picks in the 1984 draft.
- July 29, 1983** Lions traded T **KARL BALDISCHWILER** to Baltimore in exchange for the Colts' 7th round pick in the 1984 draft.
- Aug. 24, 1983** Lions traded TE **DAVID HILL** to the Los Angeles Rams in exchange for the Rams' 3rd round pick in the 1984 draft.
- Aug. 29, 1983** Lions traded WR **TRACY PORTER** to Baltimore in exchange for the Colts' 11th round pick in the 1984 draft.
- Aug. 27, 1984** Lions acquired LB **ANGELO KING** from Dallas in exchange for Detroit's 6th round pick in the 1986 draft.
- May 1, 1985** Lions traded QB **GARY DANIELSON** to Cleveland in exchange for the Browns 3rd round pick in the 1986 draft.
- May 3, 1985** Lions acquired QB **JOE FERGUSON** from the Buffalo Bills in exchange for Detroit's 7th round pick in the 1986 draft.
- July 25, 1985** Lions traded WR **ROBBIE MARTIN** to Indianapolis in exchange for RB **ALVIN MOORE**.
- Aug. 21, 1985** Lions traded LB **GARY COBB** to Philadelphia in exchange for RB **WILBERT MONTGOMERY**.
- Sept. 1, 1986** Lions acquired LB **SHELTON ROBINSON** from Seattle in exchange for Detroit's 5th round pick in the 1987 draft.

- Sept. 22, 1986 Lions acquired T **HARVEY SALEM** from Houston in exchange for Detroit's 2nd round pick in the 1987 draft.
- Nov. 10, 1987 Lions traded TE **JIMMIE GILES** to Philadelphia in exchange for the Eagles' 9th round pick in the 1988 draft.
- Sept. 1, 1987 Lions acquired TE **DEREK RAMSEY** from Indianapolis in exchange for Detroit's 12th round pick in the 1988 draft.
- May 2, 1990 Lions traded QB **CHUCK LONG** to the Los Angeles Rams in exchange for the Rams' 3rd round pick in the 1991 draft.
- Aug. 20, 1990 Lions acquired RB **GREG PATERRA** from Atlanta in exchange for Detroit's 10th round pick in the 1991 draft.
- Aug. 26, 1990 Lions traded WR **JOHN FORD** to Seattle in exchange for an undisclosed conditional draft pick.
- Sept. 13, 1990 Lions traded DE **ERIC WILLIAMS** to Washington in exchange for **RB JAMES WILDER**.
- Apr. 21, 1991 Lions acquired DE **KELVIN PRITCHETT** from Dallas in exchange for Detroit's 2nd, 3rd and 4th round picks in the 1991 draft.
- Aug. 22, 1991 Lions acquired WR **BRETT PERRIMAN** from New Orleans in exchange for Detroit's 5th round pick in the 1992 draft.
- Oct. 8, 1991 Lions traded T **HARVEY SALEM** to Denver in exchange for the Broncos 3rd round pick in the 1992 draft.
- Apr. 26, 1992 Lions acquired Dallas' 2nd round pick in the 1992 draft in exchange for Detroit's 3rd, 4th and 9th round picks in the 1992 draft.
- Apr. 27, 1992 Lions acquired New England's 6th round pick in the 1992 draft in exchange for Detroit's 6th, 7th, 10th and 12th round picks in the 1992 draft.
- Apr. 23, 1993 Lions traded NT **JERRY BALL** to Cleveland in exchange for the Browns' 3rd round pick in the 1993 draft.
- Apr. 25, 1993 Lions acquired LB **PAT SWILLING** from New Orleans in exchange for the Lions' 1st and 4th round picks in the 1993 draft.
- Apr. 25, 1993 Lions acquired the New York Jets' 2nd round pick in the 1993 draft in exchange for Detroit's 2nd and 5th round picks in the 1993 draft.
- Apr. 27, 1994 Lions traded WR **REGGIE BARRETT** to Seattle in exchange for the Seahawks 5th round pick in the 1995 draft.
- July 12, 1994 Lions traded S **WILLIAM WHITE** to the Kansas City Chiefs in exchange for an undisclosed, conditional draft pick.
- Mar. 2, 1995 Lions acquired P **HAROLD ALEXANDER** from the Atlanta Falcons in exchange for an undisclosed, conditional draft pick.
- Apr. 17, 1995 Lions traded RB **DERRICK MOORE** to the San Francisco 49ers in exchange for the 49ers 5th round pick in the 1995 draft.
- Apr. 22, 1995 Lions acquired San Diego's 1st round pick in the 1996 draft in exchange for Detroit's 2nd round pick in the 1995 draft.
- Apr. 22, 1995 Lions acquired St. Louis' 3rd round pick in the 1995 draft in exchange for Detroit's 3rd and 4th round picks in the 1995 draft.
- May 30, 1995 Lions acquired CB **COREY RAYMOND** from Jacksonville in exchange for LB **TY HALLOCK**.
- Apr. 12, 1996 Lions acquired RB/KR **GLYN MILBURN** from Denver in exchange for Detroit's 2nd and 7th round picks in the 1996 draft.
- Apr. 20, 1996 Lions acquired Seattle's 1st round pick in the 1996 draft in exchange for Detroit's 1st and 3rd round picks in the 1996 draft.
- Apr. 20, 1996 Lions acquired New England's 3rd round pick in the 1996 draft in exchange for Detroit's 3rd, 4th and 6th round picks in the 1996 draft.
- Apr. 19, 1997 Lions acquired Dallas' 2nd round pick in the 1997 draft in exchange for Detroit's 3rd and 4th round picks in the 1997 draft.
- Mar. 25, 1998 Lions acquired LB **ROB FREDRICKSON** from Oakland in exchange for Detroit's 4th round pick in the 1998 draft.
- Apr. 18, 1998 Lions acquired Miami's second round pick (through Green Bay) in the 1998 draft in exchange for Detroit's 3rd, 5th and 6th round picks in the 1998 draft.
- Apr. 21, 1998 Lions acquired a 7th round pick in the 1999 draft from the Green Bay Packers in exchange for RB/KR **GLYN MILBURN**.
- Mar. 17, 1999 Lions acquired Baltimore's third round pick in the 1999 draft and a conditional pick in the 2000 draft (either 4th or 5th round) in exchange for QB **SCOTT MITCHELL**.
- Apr. 17, 1999 Lions acquired Miami's 1st round pick (through San Francisco) in the 1999 draft in exchange for Detroit's 2nd, 3rd and 5th round picks in the 1999 draft.
- Apr. 17, 1999 Lions acquired Miami's 3rd round pick in the 1999 draft in exchange for Detroit's 3rd and 7th round picks in the 1999 draft.
- Apr. 18, 1999 Lions acquired Philadelphia's 5th round pick in the 1999 draft in exchange for Detroit's 4th round pick in the 2000 draft.



The Lions first acquired DT Kevin Pritchett from Dallas in a 1991 draft-day trade. Detroit re-signed Pritchett as an unrestricted free agent from Jacksonville on April 22, 1999.

Detroit's All-Time Player Roster

Includes All Lions Who Have Played in at Least One Regular Season Game

A

Abrams, Kevin, CB, Syracuse 1997-
 Adams, Ernie, LB, Illinois 1987
 Addams, Abraham, E, Indiana 1949
 Ahrens, Dave, LB, Wisconsin 1988
 Aiello, Anthony, B, Youngstown 1944
 Alderman, Grady, G, Detroit 1960
 Aldridge, Allen, LB, Houston 1998-
 Alexander, Bruce, CB, Stephen F. Austin
 1989-91
 Alford, Mike, C, Auburn 1966
 Allen, Jimmy, DB, UCLA 1978-81
 Allen, Nate, DB, Texas Southern 1979
 Allerman, Kurt, LB, Penn State 1985
 Andersen, Stanley, E, Stanford 1941
 Anderson, Gary A., G, Stanford 1977-78
 Anderson, Gary W., RB, Arkansas 1993
 *Andolsek, Eric, G, LSU 1988-91
 Ane, Charles, T, USC 1953-59
 Arena, Anthony, C, Michigan State 1942-46
 Arnold, Jim, P, Vanderbilt 1986-93
 Arnold, John, RB, Wyoming, 1979-80
 Ashcom, Richard, T, Oregon 1943
 Atkins, George, G, Auburn 1955
 Atty, Alexander, G, West Virginia 1941
 Austin, James, E, St. Mary's 1939

B

Baack, Steve, DE, Oregon 1984
 Bailey, Byron, B, Washington State
 1952-54
 Bailey, Robert, CB, Miami (Fla.) 1997-
 Baker, Al, DE, Colorado State 1978-82
 Baker, John, DE, North Carolina College
 1968
 Baldschwiler, Karl, T, Oklahoma 1978-82
 Ball, Jerry, NT, SMU 1987-92
 Ball, Larry, LB, Louisville 1975
 Banas, Stephen, B, Notre Dame 1935
 Banjavic, Emil, B, Arizona 1942
 Banonis, Vincent, C, Detroit 1951-53
 Barle, Louis, B, Duluth 1938
 Barnes, Al, WR, New Mexico State
 1971-73
 Barnes, Roosevelt, LB, Purdue 1982
 Barney, Lem, CB, Jackson State 1967-77
 Barr, Terry, B, Michigan 1957-65
 Barrett, Reggie, WR, UTEP 1991-93
 Barrows, Scott OL, West Virginia 1986-88
 Barton, Greg, QB, Tulsa 1969
 Bass, Mike, DB, Michigan 1967
 Balch, Charlie, QB, Eastern Michigan 1988-
 *Batinsky, Stanley, G, Temple 1941-47
 Batten, Pat, FB, Hardin-Simmons 1964
 Battle, Terry, RB, Arizona State 1997

Baumgartner, Maxie, E, Texas 1948
 Beaty, Doug, RB, Appalachian State 1988
 Beemer, Bob, DE, Toledo 1987
 Beer, Tom, LB, Wayne State 1994-96
 *Behan, Charles, E, DeKalb 1942
 Belichick, Stephen, B, Case Western
 Reserve 1941
 Bell, Anthony, LB, Michigan State 1991
 Bell, Bob, DT, Cincinnati 1971-73
 Benson, Charles, DE, Baylor 1987
 *Bernard, Charles, C, Michigan 1934
 Bernard, Karl, RB, S.W. Louisiana 1987-88
 Berrang, Edward, E, Villanova 1951
 *Berry, Connie M., E, North Carolina State
 1939
 Beverly, Eric, C, Miami (Oh.) 1998-
 *Bingaman, Lester, G, Illinois 1948-54
 Black, Mike, P, Arizona State 1983-87
 Blades, Bennie, S, Miami (Fla.) 1988-96
 Blair, T.C., TE, Tulsa 1974
 Bland, Carl, WR, Virginia Union 1984-88
 Blessing, Paul, E, Nebraska State Tchrs.
 1944
 Blue, Luther, WR, Iowa State 1977-79
 Blundin, Matt, QB, Virginia 1997
 Boadway, Steve, LB, Arizona 1987
 Boden, Lynn, T, South Dakota State
 1975-78
 *Bodenger, Maurice, G, Tulane 1934
 Bolinger, Russ, G, Long Beach State
 1976-82
 Bolton, Andy, RB, Fisk 1976-78
 Bonham, Shane, DT, Tennessee 1994-97
 Booth, Richard, B, Case Western Reserve
 1941, 45
 Borgella, Jocelyn, CB, Cincinnati 1994-96
 Bostic, John, DB, Bethune-Cookman
 1985-87
 Bouwens, Shawn, G, Nebraska-Wesleyan
 1991-94
 Bowman, William, B, William & Mary
 1954, 56
 *Box, Cloyce, E, West Texas State
 1949-50, 52-54
 Boyd, Stephen, LB, Boston College 1995-
 Boyd Thomas, LB, Alabama 1987
 Boyd, Tommie, WR, Toledo 1997-98
 Bradley, Danny, WR, Nebraska 1987
 Bradley, Luther, CB, Notre Dame 1978-81
 Bradshaw, Charlie, T, Baylor 1967-68
 Bretschneider, Carl, LB, Iowa State
 1960-63
 Briggs, Paul, T, Colorado 1948
 Brill, Harold, B, Wichita State 1939
 Brim, Michael, CB, Virginia Union 1989

Briscoe, Marlin, WR, Nebraska-Omaha
 1975-76
 Britt, Maurice, E, Arkansas 1941
 Brock, Lou, DB, USC 1988
 Brock, Willie, C, Colorado 1978
 Brooks, Jon, LB, Clemson 1979
 Brooks, Kevin, DE, Michigan 1989-90
 Brooks, Michael, LB, LSU 1996
 Brooks, Steve, TE, Occidental, 1996
 Brown, Arnold, DB, North Carolina Central
 1985-86
 Brown, Charlie, WR, Northern Arizona
 1970
 Brown, Howard, G, Indiana 1948-50
 Brown, Lomas, T, Florida 1985-95
 Brown, Mark, LB, Purdue 1989-91
 Brown, Marvin, B, E. Texas State 1957
 Brown, Reggie, LB, Texas A&M 1996-97
 Brown, Roger, T, Maryland State 1960-66
 Brumley, Robert, B, Rice 1945
 Bulger, Chester, T, Auburn 1950
 Bundra, Mike, T, USC 1962-63
 Bunz, Dan, LB, Cal State-Long Beach
 1965
 Burns, Mike, DB, USC 1978
 Burton, Leonard, C, South Carolina 1992-94
 Busich, Samuel, E, Ohio 1943
 Bussey, Dexter, RB, Texas-Arlington
 1974-84
 Butcher, Paul, LB, Wayne State 1986-88

C

Cadde, Ernie, B, Stanford 1934-38
 Cain, James, E, Alabama 1950, 53-55
 Cain, Pat, C/G, Wichita State 1987
 *Callahan, J.R., B, Texas 1946
 Callihan, William, B, Nebraska 1940-45
 Callicott, Ken, RB, Clemson 1978-82
 Calvelli, Anthony, C, Stanford 1939-40
 Campbell, Jeff, WR, Colorado 1990-93
 Campbell, Lamar, CB, Wisconsin 1998-
 Campbell, Mike, RB, Lenoir Rhyne 1968
 Campbell, Stanley, G, Iowa State 1952,
 55-58
 Cappelman, Bill, QB, Florida St. 1971-73
 Capria, Carl, DB, Purdue 1974
 *Cardwell, Lloyd, B, Nebraska 1937-43
 Carpenter, Lewis, B, Arkansas 1953-55
 Carr, Carl, LB, North Carolina 1987
 Carrier, Mark, S, USC 1997-
 Carrington, Darren, CB, Northern Arizona
 1990
 Carter, Anthony, WR, Michigan 1994-95
 Carter, Pat, TE, Florida State 1988
 Cassidy, Howard, B, Ohio State 1956-61, 63

- *Caston, Toby, LB, LSU 1969-93
 Caver, James, WR, Missouri 1983
 Cesare, Billy, DB, Miami (Fla.) 1982
 Chadwick, Jeff, WR, Grand Valley State 1983-89
 Chalenski, Mike, DE, UCLA 1998
 Chandler, Karl, C, Princeton 1978
 Chantler, Thomas, T, USC 1942
 Chapman, Clarence, DB, Eastern Michigan 1985
 Chase, Benjamin, G, Navy 1947
 Cherry, Raphael, DB, Hawaii 1987-88
 Christensen, Frank, Utah 1934-37
 *Christensen, George, T, Oregon 1934-38
 *Christiansen, Jack, B, Colorado A&M 1951-58
 Chryplewicz, Pete, TE, Notre Dame 1997-
 Cifelli, August, T, Notre Dame 1951-53
 Cifers, Robert, B, Tennessee 1944-46
 Clark, Al, DB, Eastern Michigan 1971
 Clark, Dexter, DB, Toledo 1987
 *Clark, Earl "Dutch", B, Colorado 1934-38
 Clark, Ernie, LB, Michigan State 1963-67
 Clark, Jessie, RB, Arkansas 1988
 Clark, Robert, WR, North Carolina Central 1989-91
 Clark, Wayne, E, Utah 1944-45
 Clay, Willie, S, Georgia Tech 1992-95
 *Clemons, Raymond, G, Central Oklahoma State 1939
 Cline, Jackie, DE, Alabama 1990
 Cline, Ollie, B, Ohio State 1950-53
 Clowes, John, T, William & Mary 1951
 Cobb, Garry, LB, USC 1979-84
 Cody, Bill, LB, Auburn 1966
 Cofer, Michael, DE/LB, Tennessee 1983-92
 Cogdill, Gail, E, Washington State 1960-68
 Cole, Eddie, LB, Mississippi 1979-80
 Colella, Thomas, B, Canisius 1941-43
 Colon, Harry, S, Missouri 1992-94, 97
 Compton, Dick, B, McMurry 1962-64
 Compton, Mike, C/G, West Virginia 1933-
 Concannon, Jack, QB, Boston College 1975
 Conlee, Gerald, C, St. Mary's 1943
 Conover, Scott, T, Purdue 1991-96
 Cook, Gene, E, Toledo 1959
 Cook, Ted, E, Alabama 1947
 Cooke, Bill, DT, Massachusetts 1978
 *Cooper, Harold, B, Detroit 1937
 Corgan, Michael, B, Notre Dame 1943
 Cotton, Craig, TE, Youngstown State 1969-72
 Cottrell, Bill, T, Delaware Valley 1967-70
 Crabtree, Clement, T, Wake Forest 1940-41
 Craig, Paco, WR, UCLA 1988
 Creekmur, Louis, T, William & Mary 1950-59
 Cremer, Theodore, E, Auburn 1946-48
 Cribbs, James, DE, Memphis State 1989
 Crockett, Ray, CB, Baylor 1989-93
 Croft, Don, DT, UTEP 1976
 Cronin, Gene, G, Pacific 1956-59
 Crosby, Ron, LB, Penn State 1977
 Crosswhite, Leon, RB, Oklahoma, 1973-74
 Crowell, Germane, WR, Virginia 1998-
 Culp, Curley, DT, Arizona State 1980-81
 Curley, August, LB, USC 1983-86
- D**
- D'Addio, Dave, FB, Maryland 1984
 D'Alonzo, Peter, B, Villanova 1951-52
 Dallafior, Ken, G, Minnesota 1989-92
 Danielson, Gary, QB, Purdue 1976-84
 Darby, Byron, DL, USC 1989
 David, James, B, Colorado A&M 1952-59
 Davis, Ben, DB, DePauw 1974-76
 Davis, Glenn, E, Ohio State 1960-61
 Davis, Jerome, NT, Ball State 1987
 Davis, Milt, HB, UCLA 1956
 Dawley, Frederick, B, Michigan 1944
 Dawson, Mike, DT, Arizona 1983
 Daykin, Tony, LB, Georgia Tech 1977-78
 DeCorrevont, William, B, Northwestern 1946
 DeFruiter, Robert, B, Nebraska 1947
 Delaney, Jeff, DB, Pittsburgh 1981
 *DeMarco, Mario, G, Miami 1949
 Dennis, Guy, G, Florida 1973-75
 DePoyster, Jerry, K, Wyoming 1968
 Derby, John, LB, Iowa 1992
 DeShane, Charles, B, Alabama 1945-49
 Dibble, Dorne, E, Michigan State 1951-53-57
 Dickel, Dan, LB, Iowa 1978
 *Diehl, David, E, Michigan State 1939-40, 44-45
 Dieterich, Chris, T, North Carolina State 1980-86
 Diorio, Jerry, TE, Michigan 1987
 Dodge, Kirk, LB, UNLV 1984-85
 Doig, Steve, LB, New Hampshire 1984-85
 Doll, Donald, B, USC 1949-52
 Dollinger, Tony, FB, Evangel 1987
 *Doran, James, E, Iowa State 1951-59
 *D'Orazio, Joseph, T, Ithaca 1944
 Dorney, Keith, G/T, Penn State 1979-87
 Dove, Robert, E/G, Notre Dame 1953-54
 Dozier, D.J., RB, Penn State 1991
 Dronett, Shane, DE, Texas 1996
 Dublinski, Thomas, QB, Utah 1952-54
 Dubzinski, Waller, G, Boston College 1941
 Duckens, Mark, DE, Arizona State 1990
 Dudish, Andrew, C, Georgia 1948
 Dudley, William, B, Virginia 1947-49
 Dugger, John, E, Ohio State 1947-48
 Duncan, James, E, Wake Forest 1950
 Duncan, Rick, P, E. Montana State 1969
 Dunlap, Leonard, DB, North Texas State 1975
- E**
- Earon, Blaine, E, Duke 1952-53
 *Ebding, Harry, E, St. Mary's 1934-37
 Eddy, Nick, RB, Notre Dame 1968-72
 Edwards, Stan, FB, Michigan 1987
 Ehmman, Joe, DT, Syracuse 1981-82
 Eiden, Edmund, B, Scranton 1944
 Elam, Cleveland, DT, Tennessee State 1979
 Elder, Donnie, DB, Memphis State 1986
 Elias, Homer, G, Tennessee State 1978-84
 Ellerson, Gary, RB, Wisconsin 1987
 Ellis, Ken, DB, Southern 1979
 *Ellis, Lawrence, B, Syracuse, 1948
 Elliss, Luther, DT, Utah 1995-
 Emerick, Robert, T, Miami (Oh.) 1934
 *Emerson, Gover "Ox", Texas 1934-37
 Engebretson, Paul, T, Northwestern 1934
 English, Doug, DT/NT, Texas 1975-79, 81-85
 Enke, Fred, QB, Arizona 1948-51
 Erleben, Russell, P, Texas 1987
 Evans, Leon, DE, Miami (Fla.) 1985-87
 Evans, Murray, B, Hardin-Simmons 1942-43
 Evey, Dick, DT, Tennessee 1971
- F**
- Fair, Terry, CB/KR, Tennessee 1998-
 Fanning, Mike, DT, Notre Dame 1983
 Fantelli, Ken, LB, Wyoming 1979-85
 Farkas, Andrew, B, Detroit 1945
 Farmer, George, WR, UCLA 1975
 Farr, Mel, RB, UCLA 1967-73
 Farr, Mike, WR, UCLA 1990-92
 Farr, Miller, DB, Wichita 1973
 Federico, Creig, DB, Illinois State 1987
 *Feldhaus, William, T, Cincinnati 1937-40
 Felton, Joe, G, Albion, 1987
 Felts, Bob, HB, Florida A&M 1965-67
 *Fena, Thomas, G, Colorado 1937
 Fennebock, Charles, B, UCLA 1943-45
 Ferguson, Joe, QB, Arkansas 1985-87
 Ferguson, Keith, DE, Ohio State 1985-91
 Ferguson, Larry, HB, Iowa 1963
 Fichman, Leon, T, Alabama 1946-47
 Fields, Anthony, DB, Eastern Michigan 1987
 Fields, Edgar, DT, Texas A&M 1981
 Fifer, William, T, West Texas State 1978
 Fisk, William, E, USC 1940-43
 Flanagan, Ed, C, Purdue 1965-74

- Flanagan, Richard, LB, Ohio State 1950-52
 Folmar, Brendon, QB, California (Pa.) 1987
 Ford, Brad, CB, Alabama 1996
 Ford, Darryl, LB, New Mexico State 1992-93
 Ford, John, WR, Virginia, 1989
 Forte, Aldo, G, Montana 1946
 Fortin, Roman, T, San Diego State 1991
 Fowler, Amos, C, Southern Mississippi 1978-84
 Fralic, Bill, G, Pittsburgh 1993
 Franklin, Dennis, Michigan 1975-76
 Franks, Dennis, C, Michigan 1979
 Fredrickson, Rob, LB, Michigan State 1998
 Freilas, Rockne, T, Oregon State 1968-77
 French, Barry, G, Purdue 1951
 Friede, Mike, WR, Indiana 1980
 Frizzell, William, DB, North Carolina Central 1984-85
 Frohbose, Bill, DB, Miami (Fla.) 1974
 Frutig, Edward, E, Michigan 1945-46
 Fucci, Dominic, B, Kentucky 1955
 Furness, Steve, DT, Rhode Island 1981
 Furst, Anthony, T, Dayton 1940-41, 44
- G**
- Gagliano, Robert, QB, Utah State 1989-90
 Gagnon, Roy, G, Oregon 1935
 Gaines, Lawrence, FB, Wyoming 1976-79
 Gallagher, Dave, DT, Michigan 1978-79
 Gallagher, Frank, G, North Carolina 1967-72
 Galloway, Duane, DB, Arizona State 1985-87
 Gambol, Chris, T, Iowa 1989
 Gambrell, Bill, E, South Carolina 1968
 Gandee, Sherwin, E, Ohio State 1952-56
 Gatski, Frank, C, Marshall 1957
 Gaubatz, Dennis, LB, LSU 1963-64
 Gay, William, DE, USC 1978-87
 *Gedman, Gene, B, Indiana 1953, 56-58
 Geile, Chris, C, Eastern Illinois 1987
 George, Ray, T, USC 1939
 Geremsky, Thad, E, Pittsburgh 1951
 Germany, Willie, DB, Morgan State 1973
 Gibbons, James, E, Iowa 1958-68
 Gibbs, Sonny, QB, TCU 1964
 Gibson, Dennis, LB, Iowa State 1987-93
 Giles, Jimmie, TE, Alcorn State 1986
 Gill, Sloko, G, Youngstown State 1942
 Gillette, Jim, B, Virginia 1948
 Gilmer, Harry, QB, Alabama 1955-56
 Ginn, Tommie, G, Arkansas 1980-81
 Gipson, Paul, RB, Houston 1971
 *Girard, Earl, B, Wisconsin 1952-56
 Glass, William, DE, Baylor 1958-61
 Glover, Kevin, C/G, Maryland 1985-97
- Goich, Dan, DE, California 1969-70
 Goldman, Samuel, E, Howard 1949
 Golsteyn, Jerry, QB, Northern Illinois 1979
 Gonzaga, John, T, (No Coll.) 1961-65
 Goodman, Henry, T, West Virginia 1942
 Goovert, Ron, LB, Michigan State 1967
 Gordon, John, DT, Hawaii 1972
 Gordy, John, G, Tennessee 1957, 59-67
 Gore, Gordon, B, Okla. S.W. Tchrs. 1939
 Graham, Kent, QB, Ohio State 1995
 *Graham, Lester, G, Tulsa 1938
 Graham, William, DB, Texas 1982-87
 Gray, Dan, DE, Rutgers 1978
 Gray, Hector, DB, Florida State 1981-83
 Gray, Mel, WR/KR, Purdue 1989-94
 Greco, Don, G, Western Illinois 1982-85
 Green, Curtis, DE/NT, Alabama State 1981-89
 Green, Donnie, T, Purdue 1978
 Green, Willie, WR, Mississippi 1991-93
 Greene, John, E, Michigan 1944-50
 Greer, Albert, E, Jackson State 1963
 Greer, Terry, WR, Alabama State 1990
 Grefe, Theodore, E, Notre Dame 1945
 Griffin, James, DB, Middle Tennessee State 1986-89
 Grigonis, Frank, B, Chattanooga 1942
 Grigson, Ryan, G/T, Purdue 1995
 Grimes, George, B, Virginia 1948
 Groomes, Melvin, B, Indiana 1948-49
 Grossman, Rex, B, Indiana 1950
 Grottkau, Robert, G, Oregon 1959-60
 Grynes, Darrell, WR, Central State (Oh.) 1987
 *Gutowsky, "Ace", RB, Oklahoma City 1934-38
- H**
- *Hackenbruck, John, T, Oregon State 1940
 *Hackney, Elmer, B, Kansas State 1942-46
 Hadd, Gary, DT/NT, Minnesota 1988
 Hafen, Bernard, E, Utah 1949-50
 Haggerty, Mike, T, Miami (Fla.) 1973
 Hall, Alvin, CB, Miami (Oh.) 1981-85, 87
 Hall, John, B, TCU 1942
 Hall, Ron, TE, Hawaii 1994-95
 Hall, Tom, E, Minnesota 1962-63
 Hallock, Ty, TE/LB, Michigan State 1993-94
 Hamilton, Raymond, E, Arkansas 1939
 Hamlin, Gene, C, Western Michigan 1972
 Hand, Larry, DE, Appalachian State 1964-77
 Hanks, Ben, LB, Florida 1997
 *Hanneman, Chuck, E, Michigan Normal 1937-41
 *Hansen, Dale, T, Michigan State 1944; 1948-49
- Hanson, Jason, K, Washington State 1992-
 *Harder, Pat, B, Wisconsin 1951-53
 Harding, Roger, C, California 1948
 Hardy, James, QB, USC 1952
 Harrell, James, LB, Florida 1979-83; 1985-86
 Harrison, Chris, G, Virginia 1996
 Harrison, Granville, E, Mississippi State 1942
 Hart, Leon, E, Notre Dame 1950-57
 Hartings, Jeff, G, Penn State 1996-
 Harvey, Maurice, DB, Ball State 1983, 87
 Haverdink, Dave, DE, Morehead State 1970
 Hayworth, Tracy, LB, Tennessee 1990-95
 Heckers, George, T, Wisconsin 1947-49
 Held, Paul, B, San Jose State 1955
 Helms, John, E, Georgia Tech 1946
 Hempstead, Hessler, C/G, Kansas 1995-97
 Henderson, John, E, Michigan 1965-67
 Hennigan, Mike, LB, Tennessee Tech 1973-75
 Hertwig, Craig, T, Georgia 1975-77
 Heywood, Ralph, E, USC 1947
 Hickman, Donnie, G, USC 1978
 Hickman, Kevin, TE, Navy 1995, 97-98
 Hicks, Ivan, DB, Michigan 1987
 Hicks, Mark, LB, Arizona State 1987
 Hicks, R.W., C, Humboldt State 1975
 Hightower, John, E, Sam Houston 1943
 Hilgenberg, Wally, LB, Iowa 1964-66
 Hilger, Rusty, QB, Oklahoma St. 1988
 Hill, David, TE, Texas A&I 1976-82
 Hill, Harlon, E, Florence State 1952
 Hill, James C., B, Tennessee 1951-52
 Hill, J.D., WR, Arizona State 1976-78
 Hill, Jimmy, DB, Sam Houston 1965
 Hill, Rod, DB, Kentucky State 1986
 *Hillman, Bill, B, Tennessee 1947
 Hilton, John, TE, Richmond 1972-73
 Hinchman, Hubert, B, Butler 1934
 Hinnant, Mike, G/TE, Temple 1992
 Hipple, Eric, QB, Utah State 1980-89
 Hirsch, Steve, DB, Northern Illinois 1987
 *Hoerschmeyer, Robert, B, Indiana 1950-55
 Hogland, Doug, G, Oregon State 1958
 Holland, Darius, DT, Colorado 1998
 *Holland, Vernon, T, Tennessee State 1980
 Hollar, John, B, Appalachian State 1949
 Holman, Rodney, TE, Tulane 1993-95
 Holmes, Jerry, CB, West Virginia 1988-89
 Hons, Todd, QB, Arizona State 1987
 Hooks, Jim, RB, Central State (Okla.) 1973-76
 Hoopes, Mitch, P, Arizona 1977
 Hoover, Mel, WR, Arizona State 1987

*Hopp, Harry, B, Nebraska 1940-43
 Howard, Billy, DT, Alcom A&M 1974-76
 Howard, William, B, USC 1939
 Hubbard, Marv, FB, Colgate 1977
 *Huffman, Vernon, B, Indiana 1937-38
 *Hughes, Chuck, WR, UTEP 1970-71
 Hunter, Herman, RB, Tennessee State 1986
 Hunter, James, DB, Grambling 1976-82
 Hunter, Jeff, DE, Albany State 1990-92
 Hunter, Scott, QB, Alabama 1979
 *Hupke, Thomas, G, Alabama 1934-37
 Hutchison, Elvin, B, Whittier 1939

I

Irvin, LeRoy, CB, Kansas 1990
 Isselhardt, Ralph, G, Franklin 1937
 Ivory, Bob, G, Detroit 1947
 Izo, George, QB, Notre Dame 1965

J

Jackson, Cedric, RB, TCU 1991
 Jackson, Ernie, DB, Jackson State 1979
 James, Garry, RB, LSU 1986-88
 James, John, P, Florida 1982
 *James, June, LB, Texas 1985-88
 James, Tommy, B, Ohio State 1947
 Jamison, George, LB, Cincinnati 1987-93, 97-98
 Jarvis, Ray, WR, Norfolk State 1974-78
 Jaszewski, Floyd, T, Minnesota 1950-51
 Jauron, Dick, DB, Yale 1973-77
 Jefferson, William, B, Mississippi State 1941
 Jeffries, Greg, CB/S, Virginia 1993-98
 Jenkins, Ken, RB, Bucknell 1983-84
 Jenkins, Leon, DB, West Virginia 1972
 Jenkins, Melvin, CB, Cincinnati 1991-93
 Jenkins, Walter, E, Wayne State 1955
 Jessie, Ron, WR, Kansas 1971-74
 Jett, John, P, East Carolina 1997-
 Jett, John, E, Wake Forest 1941
 Johnson, Andre, T, Penn State 1998-
 Johnson, Demetrious, DB, Missouri 1983-86
 Johnson, Gilvanni, WR, Michigan 1987
 Johnson, James, LB, San Diego State 1985-86
 Johnson, Jimmie, TE, Howard 1992-93
 *Johnson, John "Jack", T, Utah 1934-40
 Johnson, John Henry, B, Arizona State 1957-59
 Johnson, Levi, DB, Texas A&I 1973-77
 Johnson, Mike, LB, Virginia Tech 1994-95
 Johnson, Pepper, LB, Ohio State 1996
 Johnson, Richard, WR, Colorado, 1989-90
 Johnson, Rick, T, Grand Valley State 1987
 Johnson, Troy A., LB, Oklahoma 1992

Johnson, Troy R., WR, Southern 1989
 Jolley, Gordon, T, Utah 1972-75
 Jones, A.J., RB, Texas 1985
 Jones, Andre, LB, Notre Dame 1992
 Jones, David, C/G, Texas 1984-85
 Jones, Doug, DB, South Fernando Valley 1979
 *Jones, Elmer, G, Wake Forest 1947-48
 Jones, James, FB, Florida 1983-88
 Jones, James, B, Union Tennessee 1946
 Jones, Jeff, T, Texas A&M 1995-96
 Jones, Jimmie, RB, UCLA 1974
 Jones, Ralph, E, Alabama 1946
 Jones, Victor, LB, Virginia Tech 1989-94
 Jordan, Richard, LB, Missouri Southern 1997-
 Junker, Steve, E, Xavier 1957, 59-61
 Jurkiewicz, Walter, C, Indiana 1946

K

Kab, Vyto, TE, Penn State 1987-88
 Kacmarek, Jeff, NT, Western Michigan 1987
 Kamanu, Lew, DE, Weber State 1967-68
 Kane, Rick, RB, San Jose State 1977-83, 85
 Kaporch, Albert, T, St. Bonaventure 1943-45
 *Karlivacz, Carl, B, Syracuse 1953-57
 Karlis, Rich, K, Cincinnati 1990
 Karpinski, Keith, LB, Penn State 1989
 Karras, Alex, DT, Iowa 1958-62; 64-70
 Karras, Ted, G, Indiana 1965
 Karstens, George, C, Indiana 1949
 Kaska, Anthony, B, Illinois Wesleyan 1935
 Kearney, Jim, DB, Prairie View 1965-66
 Keene, Robert, B, Detroit 1943-45
 *Kennedy, William, E, Michigan State 1942, 44
 Kenney, Steve, G, Clemson 1986
 Kent, Greg, DT, Utah 1968
 Kercher, Richard, B, Tulsa 1954
 *Ketzko, Alexander, T, Michigan State 1943
 Kidd, John, P, Northwestern 1998
 King, Angelo, LB, South Carolina State 1984-87
 King, Horace, RB, Georgia 1975-83
 Kinzer, Matt, P, Purdue 1987
 Kipp, James, T, Montana State 1942
 Kirschke, Travis, DT, UCLA 1997-
 Kiser, Paul, G, Wake Forest 1987
 *Kizzire, Lee, Wyoming 1937
 *Klewicki, Edward, E, Michigan State 1935-38
 Kmetovic, Peter, B, Stanford 1947
 Knorr, Lawrence, C, Dayton 1942-45
 *Knox, Sam, G, New Hampshire 1934-36
 Komlo, Jeff, QB, Delaware 1979-81

Kopay, Dave, RB, Washington 1968
 *Kopcha, Joseph, G, Chattanooga 1936
 Kostliuk, Michael, T, Detroit 1945
 Kowalkowski, Bob, G, Virginia 1966-76
 Kowalkowski, Scott, LB, Notre Dame 1994-
 Kowgios, Nick, FB, Lafayette 1987
 Krall, Gerald, B, Ohio State 1950
 Kramer, Erik, QB, North Carolina State 1991-93
 Kramer, Ron, E, Michigan 1965-67
 Krieg, Dave, QB, Milton 1994
 Kring, Frank, B, TCU 1945
 Krol, Joseph, B, W. Ontario 1945
 *Krouse, Raymond, T, Maryland 1956-57
 *Kuczinski, Bert, E, Pennsylvania 1943

L

LaLonde, Roger, DT, Muskingum 1964
 Landry, Greg, QB, Massachusetts 1968-78
 Lane, Dick, DB, Scottsbluff J.C. 1960-65
 LaRose, Dan, T, Missouri 1961-63
 Larson, Bill, TE, Colorado State 1977
 Lary, Yale, DB, Texas A&M 1952-53, 56-64
 Laslavic, Jim, LB, Penn State 1973-77
 Laster, Don, T, Tennessee State 1984
 Latimer, Al, DB, Clemson 1982-84
 Lawless, Burton, G, Florida 1980
 Lay, Russell, G, Michigan State 1934
 *Layne, Robert, QB, Texas 1950-58
 Lear, Leslie, B, Manitoba 1947
 LeBeau, Dick, DB, Ohio State 1959-72
 Lee, Edward, WR, South Carolina State 1983
 Lee, Gary, WR, Georgia Tech 1987-88
 Lee, Ken, LB, Washington 1971
 Lee, Larry, C/G, UCLA 1981-85
 Lee, Monte, LB, Texas 1963-64
 Leforce, Clyde, QB, Tulsa 1947-49
 Leonard, Tony, DB, Virginia Union 1978-79
 Lewis, Dan, HB, Wisconsin 1958-64
 Lewis, David, TE, California 1984-86
 Lewis, Eddie, DB, Kansas 1979-80
 *Lewis, Mark, TE, Texas A&M 1987-88
 Liles, Alva, DT, Boise State 1990
 Liles, Elvin, G, Oklahoma A&M 1943-45
 Lindon, Luther, T, Kentucky 1944-45
 Lininger, Jack, C, Ohio State 1950-51
 Linn, Jack, G/T, West Virginia 1992-93
 Lio, Augustino, G, Georgetown 1941-43
 Little, David, TE, Middle Tennessee State 1991
 Lloyd, Dave, C, George 1962
 Lockett, Danny, LB, Arizona 1987-88
 Lomakoski, John, T, Western Michigan 1962
 London, Antonio, LB, Alabama 1993-97
 Long, Chuck, QB, Iowa 1986-89, 91, 94
 Long, Ken, G, Purdue 1976

Long, Robert, E, UCLA 1955-59
 *Looney, Joe Don, HB, Oklahoma
 1965-66

Lowe, Gary, B, Michigan State 1957-64
 *Lowther, Jackie, B, Detroit 1944
 Lucci, Mike, LB, Tennessee 1965-73
 Luce, Derrel, LB, Baylor 1980
 *Lumpkin, Roy, B, Georgia Tech 1934
 Lusk, Bob, C, William & Mary 1956
 Lutz, David, T, Georgia Tech 1993-95
 Lynch, Eric, RB, Grand Valley State
 1992-96

M

Machurek, Mike, QB, Idaho State 1982-85
 Mack, Milton, CB, Alcorn State, 1994
 Mackenroth, John, C, North Dakota 1938
 *Madarik, Elmer, B, Detroit 1945-47
 Maggiolo, Chick, B, Illinois 1949
 Magnani, Dante, B, St. Mary's 1950
 Maher, Bruce, DB, Detroit 1960-67
 Mains, Gilbert, T, Murray State 1952-61
 Majkowski, Don, QB, Virginia 1995-96
 Malinchak, Bill, E, Indiana 1966-69
 Malone, Van, S, Texas 1994-97
 Mandley, Pete, WR, Northern Arizona
 1984-88
 Mann, Errol, K, North Dakota 1969-76
 Mann, Robert, E, Michigan 1948-49
 Manzo, Joseph, T, Boston College 1945
 *Margucci, Joseph, B, USC 1947-48
 Markovich, Mark, G, Penn State 1976-77
 Maronic, Stephen, T, North Carolina
 1939-40
 Marsh, Amos, FB, Oregon State 1985-87
 Martin, James, G, Notre Dame 1951-61
 Martin, Robbie, WR, Cal Poly-San Luis
 Obispo 1981-84
 Martinovich, Phillip, Pacific 1939
 Massey, Robert, CB, North Carolina
 Central 1994-95
 Matheson, Jack, E, Western Michigan
 1943-45
 Matheson, Riley, G, Texas Mines 1943
 Mathews, Ned, B, UCLA 1940-43
 Mathewson, Morley, E, California 1941
 Malich, Trevor, C, BYU 1989
 *Matisi, Tony, T, Pittsburgh 1938-39
 Matson, Ollie, FB, San Francisco 1963
 Matthews, Aubrey, WR, Delta State
 1990-96
 Mattford, John, G, Marshall 1941
 Maves, Earl, B, Wisconsin 1948
 Maxwell, Bruce, RB, Arkansas 1970
 Maxwell, Vernon, LB, Arizona State
 1985-87
 Mazza, Vincent, E, (No Coll.) 1945-46

Mazzanti, Jerry, DE, Arkansas 1966
 McCail, Reese, TE, Auburn 1983-85
 McCambridge, John, DE, Northwestern
 1967
 McClung, Willie, T, Florida A&M 1960-61
 McCord, Darris, DE, Tennessee 1955-67
 McCovey, Kez, WR, Florida State 1995-97
 McCoy, Josef, B, Alabama 1946
 McCoy, Mike, DT, Notre Dame 1980
 McCray, Prentice, DB, Arizona State 1980
 McCullouch, Earl, E, USC 1968-73
 McDermott, Lloyd, T, Kentucky 1950
 *McDonald, James, B, Ohio State 1938-39
 McDonald, James, TE, USC 1985
 McDonald, Keith, WR, San Jose State
 1989
 McDonald, Mike, LS/LB, USC 1992
 McDorrough, Bob, DB, California (Pa.)
 1987
 McDuffie, George, DE, Findlay 1987
 McElhenny, Hugh, HB, Washington 1964
 McGee, Willie, WR, Alcorn State 1978
 McGraw, Mike, LB, Wyoming 1977
 McGraw, Thurman, T, Colorado A&M
 1950-54
 McIlhenny, Donald, B, SMU 1956
 McInnis, Hugh, E, Missouri Southern 1964
 McKalip, William, E, Oregon State 1934, 36
 McKnight, Dennis, C-G, Drake 1990, 92
 McKyer, Tim, CB, Texas-Arlington, 1993
 McLemore, Thomas, TE, Southern 1992
 *McLenna, Bruce, HB, Hillsdale 1966
 McMakin, John, TE, Clemson 1975
 McNeil, Ryan, CB, Miami (Fla.) 1993-96
 McNorton, Bruce, DB, Georgetown (Ky.)
 1982-90
 McPhail, Jerris, RB, East Carolina 1998
 McWilliams, William, B, Jordan 1934
 Meade, Mike, FB, Penn State 1984-85
 Melnikovich, Mike, DE, Gray Harbour J.C.
 1967
 Mello, James, B, Notre Dame 1949
 Mendenhall, John, DT, Grambling 1980
 Mesak, Richard, T, St. Mary's 1945
 *Messner, Max, LB, Cincinnati 1960-63
 Metzelaars, Pete, TE, Wabash 1996-97
 Middleton, David, E, Auburn 1955-60
 Mike-Mayer, Steve, K, Maryland 1977
 Miketa, Andrew, C, North Carolina 1954-55
 Millich, William, B, Idaho 1948
 Milano, Arch, E, St. Francis 1945
 Milburn, Darryl, DE, Grambling 1991
 Milburn, Glyn, RB/KR, Stanford 1996-97
 Milinichik, Joe, G/T, North Carolina State
 1987-89
 Miller, Blake, C, Louisiana State 1992
 Miller, John, S, Michigan State 1989-90
 Miller, Robert, T, Virginia 1952-58

Miller, Terry, LB, Illinois 1970
 Mills, Dick, G, Pittsburgh 1961-62
 Misko, John, P, Oregon State 1987
 Mitchell, Devon, DB, Iowa 1986-88
 *Mitchell, Granville, E, Davis-Elkins 1934
 Mitchell, Jim, DE, Virginia State 1970-77
 Mitchell, Melvin, C, Tennessee State 1977
 Mitchell, Scott, QB, Utah 1994-98
 Mitrick, Frank, T, Ogleshorpe 1945
 Mobley, Stacey, WR, Jackson State 1989
 Mohring, John, LB, C.W. Post 1980
 Morsen, Robert, G, Ohio State 1951
 *Monahan, Regis, B, Ohio State 1935-38
 Montgomery, Greg, P, Michigan State
 1994
 Montgomery, James, T, Texas A&M 1946
 Montgomery, Wilbert, RB, Abilene
 Christian 1985
 Montler, Mike, C, Colorado 1978
 Mooney, Ed, LB, Texas Tech 1968-71
 Moore, Alvin, RB, Arizona State 1985-86
 *Moore, Denis, T, USC 1967-69
 Moore, Derrick, RB, NE Oklahoma State
 1993-94
 Moore, Herman, WR, Virginia 1991-
 *Moore, Paul, B, Presbyterian 1940-41
 Moore, William, E, North Carolina 1939
 Morlock, John, B, Marshall 1940
 Morrall, Earl, QB, Michigan State 1958-64
 *Morris, Glen, E, Colorado State 1940
 Morris, Jon, C, Holy Cross 1975-77
 Morris, Randall, RB, Tennessee 1988
 Morrison, Don, T, Texas-Arlington 1979
 *Morse, Zeyross, E, Oregon 1935-38, 40
 Morton, Johnnie, WR, USC, 1994-
 Moscrip, James, E, Stanford 1938-39
 Moss, Martin, DT/NT, UCLA 1982-85
 Moss, Zefross, T, Alabama State 1995-96
 Mote, Kelly, E, Duke 1947-49
 Mott, Steve, C, Alabama 1983-88
 Mugg, Garvin, T, North Texas State 1945
 Munson, Bill, QB, Utah State 1968-76
 Murakowski, Art, B, Northwestern 1951
 Murray, Eddie, K, Tulane 1980-91
 Myers, Tom, QB, Northwestern 1965-66

N

Nardi, Richard, B, Ohio State 1938
 Naumoff, Paul, LB, Tennessee 1967-78
 Nelson, Reed, C, Brigham Young 1947
 Nelson, Robert, C, Baylor 1941, 1945
 Nichols, Mark, WR, San Jose State
 1981-87
 Ninowski, Jim, QB, Michigan State
 1960-61
 Nizolek, Bob, TE, Colorado 1981
 Noga, Niko, LB, Hawaii 1989-91
 Noppenberg, John, B, Miami 1941

Nori, Reino, B, Northern Illinois
1937

Norris, Ulysses, TE, Georgia 1979-83
Nott, Douglass, B, Detroit 1935
Nowatzke, Tom, FB, Indiana 1965-69

O

Gates, Brad, T, Brigham Young 1978
Obee, Duncan, C, Dayton 1941
O'Brien, Jim, WR, Cincinnati 1973
O'Brien, William, B, (No College) 1947
Ode, Phil, E, BYU 1968-70
Office, Anthony, LB, Illinois State 1987
Ogle, Rick, LB, Colorado 1972
Oldham, Chris, CB, Oregon 1990
Oldham, Ray, DB, Middle Tennessee
1980-82
Olenski, Mitchell, T, Alabama 1947
Olivo, Brock, FB, Missouri 1998-
Olzewski, John, FB, California 1961
O'Neil, Ed, LB, Penn State 1974-79
O'Neil, Bill, HB, Detroit 1935
O'Neill, Kevin, LB, Bowling Green 1998-
Opalewski, Edward, T, Michigan Northern
1943-44
Orton, Greg, G, Nebraska 1987
Orvis, Herb, DT, Colorado 1872-77
Overton, Don, RB, Fairmont State
1991-92
Owens, Dan, DE, USC 1990-95, 98-
Owens, Steve, RB, Oklahoma 1970-75

P

Paige, Tony, FB, Virginia Tech 1987-89
Painter, Carl, RB, Hampton 1988-89
Palmer, Paul, RB/WR, Temple 1989
Panciera, Donald, B, San Francisco 1950
Panelli, John, B, Notre Dame 1949-50
Paolucci, Ben, T, Wayne State 1959
Paris, Bubba, T, Michigan 1991
*Parker, Raymond, B, Centenary 1935-36
Parker, Willie, G, N. Texas State 1980
Parkin, Dave, DB, Utah State 1979
Parson, Ray, T, Minnesota 1971
Parsons, Lloyd, B, Gust. Adolphus 1941
*Patt, Maurice, E, Carnegie Tech 1936
Patterson, Don, DB, Georgia Tech 1979
Pavelec, Theodore, G, Detroit 1941-42
Payton, Eddie, RB, Jackson State 1977
Pearson, Lindell, B, Oklahoma 1950
Peete, Rodney, QB, USC 1989-93
Perriman, Brett, WR, Miami (Fla.) 1991-96
Perry, Gerald, T, California 1954, 56-59
Pesuit, Wally, C, Kentucky 1979-80
Pete, Lawrence, NT, Nebraska 1989-93
Petters, Floyd, T, San Francisco State
1963
Peterson, Ken, B, Gonzaga 1936
Phillips, Jason, WR, Houston 1989-90

Picard, Bob, WR, East. Washington 1976
Pickard, Bob, WR, Xavier 1974
Piepul, Milton, B, Notre Dame 1941
Pierson, Reggie, Oklahoma State 1976
*Pietrosante, Nick, B, Notre Dame
1959-65
Pifferini, Robert, C, San Jose State 1949
Pingel, John, B, Michigan State 1939
Pinkney, Reggie, DB, East Carolina
1977-78
Plum, Mill, QB, Penn State 1962-67
*Polansky, John, B, Wake Forest 1942
Poole, Oliver, E, Mississippi 1949
Porcher, Robert, DE, South Carolina State
1992-
Porter, Daryl, CB, Boston College 1997
Porter, Ricky, RB, Slippery Rock State
1982
Porter, Tracy, WR, LSU 1981-82
Potts, Charles, DB, Purdue 1972
Prchlik, John, T, Yale 1949-53
Pregulman, Mervin, G, Michigan 1947-48
Prescott, Harold, E, Hardin-Simmons
1949
Preshnell, Glenn, B, Nebraska 1934-36
Price, Charles, B, Texas A&M 1940-41, 45
Price, Derek, TE, Iowa, 1996
Price, Ernest, DT, Texas A&I 1973-78
Pindle, Mike, K, Western Michigan 1987
Pringle, Alan, K, Rice 1975
Pritchett, Kelvin, DE, Mississippi 1991-94
Pureifory, Dave, DE, Eastern Michigan
1978-82
Pyne, Jim, C, Virginia Tech 1998

Q

Quaerna, Jerry, G-T, Michigan 1987
Quinlan, Bill, DE, Michigan State 1964

R

Rabb, Warren, QB, LSU 1960
*Rabold, Mike, G, Indiana 1959
Radovich, William, G, USC 1938-41, 45
Ramirez, Tony, T, Northern Colorado
1997-
Ramsey, Derrick, TE, Kentucky 1987
Randolph, Al, DB, Iowa 1972
*Randolph, Clare, C, Indiana 1934-36
Ranspot, Keith, E, SMU 1941
Rasby, Walter, TE, Wake Forest 1998-
Rasley, Rocky, G, Oregon State 1969-73
Rasmussen, Wayne, DB, South Dakota
State 1964-73
Raymond, Corey, CB, LSU 1995-97
Reckmack, Raymond, B, Syracuse 1937
Redmond, Rudy, DB, Pacific 1972-73
*Reeborg, Lucien, T, Hampton 1963
Reece, Travis, FB, Michigan State 1998-

Reed, Joe, QB, Mississippi State 1974-79
Reese, Ken, B, Alabama 1947
Reich, Frank, QB, Maryland 1997-98
Reichow, Jerry, E/QB, Iowa 1956-59
Rexer, Freeman, E, Tulane 1944
Reynolds, Robert, T, Stanford 1937-38
*Rhodes, Bruce, DB, San Francisco State
1978
Ricardo, Benny, K, San Diego State
1976-79
Ricca, James, T, Georgetown 1955
Rice, Ron, S, Eastern Michigan 1995-
Rich, Randy, DB, New Mexico 1977
Richards, Curvin, RB, Pittsburgh 1993
Richards, Dave, G, UCLA 1993
Richards, Perry, E, Detroit 1956
Richards, Ray, G, Nebraska 1934
*Richhart, Delbert, C, Colorado 1936-37
Richins, Aldo, B, Utah 1935
Rifenberg, Richard, E, Michigan 1950
Riley, Eugene, TE, Ball State 1991
Riley, Lee, B, Detroit 1955
Rivers, Ron, RB, Fresno State 1995-
*Robb, Joe, DE, TCU 1968-71
Roberts, Ray, T, Virginia 1996-
Robertson, Lake, E, Mississippi 1945
Robinson, Bo, FB, West Texas State
1979-80
*Robinson, John, DB, Tennessee State
1966-67
*Robinson, Junior, DB, East Carolina 1992
Robinson, Shelton, LB, North Carolina
1986-88
Rockenbach, Lyle, G, Michigan State 1943
Rodenhauser, Mark, C, Illinois State
1993-94
Rogas, Daniel, G, Tulane 1951
Rogers, Reggie, DE, Washington 1987-88
*Rogers, William, T, Villanova 1938-40
Roque, Juan, T, Arizona State 1994-98
Roskie, Kenneth, B, East Carolina 1948
Ross, Tim, LB, Bowling Green 1987
Rosleck, Ernest, C, (No College) 1944
Rote, Tobin, QB, Rice 1957-59
Rothwell, Fred, C, Kansas State 1974
Roundtree, Ray, WR, Penn State 1988
Rouse, Stillman, E, Missouri 1940
Roussos, Michael, T, Pittsburgh 1949
Rowe, Robert, B, Colgate 1934
Royals, Mark, P, Appalachian State
1995-96
Rubick, Rob, TE, Grand Valley State
1982-88
Rubino, Anthony, G, Wake Forest 1943-46
Rush, Jerry, DT, Michigan State 1965-71
*Russas, Albert, T, Tennessee 1949
Russell, Kenneth, T, Bowling Green
1957-59
Russell, Matt, LB, Colorado 1997-

Ryan, David, B, Hartlin-Simmons 1945-46
 Ryan, Kent, B, Utah State 1938-40
 Rychiec, Tom, E, American 1958
 Ryder, Nick, FB, Miami (Fla.) 1963-64

S

Saleaumua, Dan, NT, Arizona State 1987-88
 Salem, Harvey, G, California 1986-90
 Salsbury, James, G, UCLA 1955-56
 Sanchez, John, T, San Francisco 1947
 Sanders, Barry, RB, Oklahoma State 1989-
 Sanders, Charlie, TE, Minnesota 1968-77
 Sanders, Daryl, T, Ohio State 1963-66
 Sanders, Eric, G/T, Nevada-Reno 1986-92
 Sanders, Ken, DE, Howard-Payne 1972-79
 *Sandifer, Daniel, B, LSU 1950
 Sanzotta Dominic, B, Case Western Reserve 1942, 46
 Sarratt, Charles, B, Oklahoma 1948
 Sarringhaus, Paul, B, Ohio State 1948
 Sarton, Lawrence, G, Fordham 1942, 45
 Sasa, Don, DT, Washington State 1998
 Saul, Bill, LB, Penn State 1970
 Schibanoff, Alexander, T, Franklin & Marshall 1942
 Schiechi, John, C, Santa Clara 1942
 Schlesinger, Cory, FB, Nebraska 1995-
 Schmidt, Joseph, LB, Pittsburgh 1953-65
 Schmiesing, Joe, DT, New Mexico State 1972
 *Schneller, John, E, Wisconsin 1934-36
 Scholtz, Bob, C, Notre Dame 1960-64
 Schottel, Ivan, B, NW Missouri State 1946, 48
 Schroll, Charles, B, LSU 1950
 Scott, Clyde, B, Arkansas 1952
 Scott, Fred, WR, Amherst 1978-83
 Scott, Kevin, CB, Stanford 1991-93
 Scott, Perry, E, Muhlenberg 1942
 Scroggins, Tracy, DE, Tulsa 1992-
 Self, Clarence, B, Wisconsin 1950-51
 Seltzer, Harry, B, Morris-Harvey 1942
 Semple, Tony, G, Memphis 1995-
 Sewell, Harley, G, Texas 1953-62
 Sheffield, Chris, DB, Albany State 1987
 *Shepherd, William, B, Western Maryland 1935-40
 Shoals, Roger, T, Maryland, 1965-70
 Siegert, Wayne, T, Illinois 1951
 Sieminski, Chuck, DT, Penn State 1968
 Sigillo, Dominic, T, Xavier 1945
 Simmons, Davie, LB, North Carolina 1980
 *Simmons, John, C, Detroit 1949-50
 Simon, Jim, G/T, Miami (Fla.) 1963-65
 Simonson, Dave, T, Minnesota 1977

Sims, Billy, RB, Oklahoma 1980-84
 Singer, Curt, T, Tennessee 1988
 Sinkwich, Frank, B, Georgia 1943-44
 *Sirochman, George, G, Duquesne 1944
 Skladany, Tom, P, Ohio State 1978-82
 Slaby, Lou, LB, Pittsburgh 1966
 Sloan, David, TE, New Mexico 1995-
 Sloan, Dwight, B, Arkansas 1939-40
 Small, John, DT, Citadel 1973-74
 Smith, Bobby, DB, UCLA 1965-66
 Smith, Harry, T, USC 1940
 Smith, J.D., T, Rice 1964-66
 Smith, J. Robert, HB, Iowa 1949-54
 Smith, Oscar, RB, Nicholls State 1986
 Smith, Ricky, DB, Alabama State 1980-82
 Smith, Robert L., B, Texas A&M 1953-54
 Smith, Wayne, DB, Purdue 1980-82
 Sneddon, Robert, B, St. Mary's 1945
 Snell, Ray, G, Wisconsin 1985
 Soboleski, Joseph, T, Michigan 1950
 Sokolosky, John, C, Wayne State 1978
 Souders, Cecil, E, Ohio State 1947-49
 Spangler, Eugene, B, Tulsa 1946
 *Speelman, Harry, T, Michigan State 1940
 Spencer, Oliver, T, Kansas 1953, 56, 59-61
 Speth, George, T, Murray State 1942
 Spielman, Chris, LB, Ohio State 1988-95
 Spindler, Marc, DT, Pittsburgh 1990-94, 97-98
 Stablein, Brian, WR, Ohio State 1998-
 Stacco, Edward, T, Colgate 1947
 Stacy, James, T, Oklahoma 1935-37
 Staggars, Jon, WR, Missouri 1975
 Stanfel, Richard, G, San Francisco 1952-55
 Stanley, Walter, WR, Mesa College 1969
 Staring, Stephen, WR, McNeese State 1988
 Steele, Chuck, C, California 1987
 *Steen, James T, Syracuse 1935-36
 Steffen, Jim, B, UCLA 1959-60
 Stephens, Hal, DE, E. Carolina 1985
 Stevenson, Mark, C/G, Western Illinois 1985
 Stewart, Jim, DB, Tulsa 1979
 Stewart, Ryan, S, Georgia Tech 1996-
 Stits, William, B, UCLA 1954-56
 Slocz, Eric, TE, Westminster (Pa.) 1996-97
 *Stokes, Lee, C, Centenary 1937-39
 Stovall, Richard, C, Abilene Christian 1947-48
 Stradford, Troy, RB, Boston College 1992
 Strauthers, Tom, DE, Jackson State 1988
 Strenger, Rich, T, Michigan 1983-87
 Stringfellow, Joseph, E, Mississippi Southern 1942
 Stuart, Roy, T, Tulsa 1943
 Studstill, Pat, WR, Houston 1961-67
 Susic, Stephen, B, Illinois 1947-48

Sugar, Leo, E, Purdue 1962
 Sully, Ivory, DB, Delaware 1987
 Sumler, Tony, DB, Wichita State 1978
 Summers, Wilbur, Louisville 1977
 Summerall, Pat, E, Arkansas 1952
 Sunter, Ian, K (No College) 1976
 Supernaw, Kywin, S, Indiana 1998-
 Swain, Bill, LB, Oregon 1968-69
 Sweetan, Karl, QB, Wake Forest 1966-67
 *Swiacki, William, E, Columbia 1951-52
 Swider, Larry, P, Pittsburgh 1979
 Swilling, Pat, LB, Georgia Tech 1993-94
 Szakash, Paul, B, Montana 1938-42
 *Szymanski, Frank, C, Notre Dame 1945-47

T

Tassos, Damon, G, Texas A&M 1945-46
 Tatarak, Bob, DT, Miami (Oh.) 1972
 Tautolo, Terry, LB, UCLA 1981-82, 84
 Taylor, Altie, RB, Utah State 1969-76
 Taylor, Henry, DT, South Carolina 1998-
 Taylor, Terry, CB, Southern Illinois 1989-91
 Teal, Jim, LB, Purdue 1973
 Tearry, Larry, C, Wake Forest 1978-79
 Ten Napel, Garth, LB, Texas A&M 1976-77
 Tennell, Derrick, TE, UCLA, 1991
 Terry, Nat, DB, Florida State 1978
 Tharpe, Larry, T, Tennessee State 1992-94, 97-98
 Thomas, Bob, K, Notre Dame 1982
 Thomas, Broderick, LB, Nebraska 1994
 *Thomas, Calvin, G, Tulsa 1939-40
 Thomas, Corey, WR, Duke 1998-
 Thomas, Henry, DT, LSU 1995-96
 Thomas, Marvin, DE, Memphis 1998
 *Thomas, Russell, T, Ohio State 1946-49
 Thomason, James, B, Texas A&M 1945
 Thompson, Bobby, RB, Oklahoma 1975-76
 Thompson, Bobby L., DB, Arizona 1964-68
 Thompson, Dave, C, Clemson 1971-73
 Thompson, Jesse, WR, California 1978-81
 Thompson, Leonard, WR, Oklahoma State 1975-86
 Thompson, Marty, TE, Fresno State 1993
 Thompson, Robert, LB, Michigan 1987
 Thompson, Vince, RB, Villanova 1981-83
 Thrower, Jim, DB, East Texas State 1973-75
 Thuerk, Owen, E, St. Joseph (Ind.) 1941
 Tillison, Ed, RB, NW Missouri State 1992
 Todd, Jim, HB, Ball State 1966
 Tolle, Stuart, NT, Bowling Green 1987
 Tomasetti, Louis, B, Bucknell 1941
 *Tonelli, Anthony, C, USC 1939
 Topor, Ted, LB, Michigan 1955
 Torgeson, LaVern, C, Washington State 1951-54

*Tracy, Thomas, B, Tennessee 1956-57
 Travis, Mack, NT, California 1993
 Treadway, John, T, Hardin-Simmons
 1949
 Trebotich, Ivan, B, St. Mary's 1944-45
 Tressa, Thomas, G, Davis-Elkins 1942
 Triplett, Bill, RB, Miami (Oh.) 1968-72
 Triplett, Wallace, B, Penn State 1949-50
 Tripson, John, T, Mississippi State 1941
 Tripucka, Frank, QB, Notre Dame 1949
 Truvillion, Eric, WR, Florida A&M 1987
 Tsoutsouvas, John, C, Stanford 1940
 Tuinei, Tom, DT, Hawaii 1980
 Tully, Darrell, B, East Texas Teachers
 1939
 Turner, Harold, E, Tennessee State 1954
 Turner, Vernon, WR, Carson-Newman
 1993, 95
 Turnure, Tom, C/G, Washington 1980-83,
 85-86
 Tyler, Maurice, Morgan State 1976

U

Uremovich, Emil, T, Indiana 1941-42, 45-46
 Utley, Michael, G, Washington State
 1989-91

V

Van Horn, Doug, G, Ohio State 1966
 Vanhose, Sean, CB, Howard 1995
 Van Tone, Arthur, B, Southern Mississippi
 1943-45
 *Vanzo, Frederick, B, Northwestern
 1938-41
 Vardell, Tommy, FB, Stanford 1997-98
 Vargo, Larry, E, Detroit 1963
 *Vaughan, Charles, B, Tennessee 1935
 Vaughn, Tom, DB, Iowa State 1965-71
 *Vezmar, Walter, T, Michigan State
 1946-47

W

*Wagner, Sidney, G, Michigan State
 1936-38
 Wagoner, Dan, DB, Kansas 1982-84
 Waldroup, Kerwin, DE, Central State
 (Oh.) 1996-98
 *Walker, Doak, B, SMU 1950-55
 Walker, Wayne, LB, Idaho 1958-72
 Walker, Willie, WR, Tennessee State
 1966
 Walters, Rod, G, Iowa 1979
 *Walton, Chuck, G, Iowa State 1967-74
 Walton, Larry, WR, Arizona State 1969-76
 *Ward, Elmer, C, Utah State 1935-36
 Ward, Paul, C, Whitworth 1961-62
 Ward, William, G, Washington State
 1947-49
 Ware, Andre, QB, Houston 1990-93

Warne, Jim, T, Arizona State 1987
 Washington, Dave, LB, Alcorn State
 1978-79
 Washington, Gene, WR, Stanford 1979
 Washington, Keith, DE, UNLV 1996
 Watkins, Bobby, DB, Southwest Texas
 State 1982-88
 Walkins, Larry, RB, Alcorn A&M 1969
 Watkins, Tom, HB, Iowa State 1962-67
 Watson, Joseph, C, Rice 1950
 Watt, Joseph, B, Syracuse 1947-48
 *Weatherall, Jim, T, Oklahoma 1959-60
 Weaver, Charlie, LB, USC 1971-81
 Weaver, Herman, P, Tennessee 1970-76
 Webb, Ken, HB, Presbyterian 1958-62
 Weber, Richard, B, St. Louis 1945
 Welch, Herb, S, UCLA 1990-91
 Weger, Mike, DB, Bowling Green 1967-75
 *Weiss, Howard, B, Wisconsin 1939-40
 Welch, Jim, RB, SMU 1968
 Wells, Mike, DE, Iowa 1994-97
 Wells, Warren, E, Texas Southern 1964
 West, Charlie, DB, UTEP 1974-77
 Westler, Herb, S, Oklahoma 1990-91
 Westbrook, Bryant, CB, Texas 1997
 Westler, Cleve, RB, Concordia 1987
 *Westfall, Robert, B, Michigan 1944-47
 *Wetterlund, Chet, B, Illinois Wesleyan
 1942

Wheeler, Mark, TE, Kentucky 1987
 White, Bryon, B, Colorado 1940-41
 White, Daryl, G, Nebraska 1974
 White, Sheldon, CB, Miami (Oh.) 1990-92
 White, Stan, LB, Ohio State 1980-82
 White, Wilbur, HB, Colorado A&M 1936
 White, William, S, Ohio State 1988-93
 Whited, Mike, T, Pacific 1980
 Whitlow, Bob, C/G, Arizona 1961-65
 Whitsell, Dave, DB, Indiana 1958-60
 Wiatrak, John, C, Washington 1939
 Wickert, Tom, T, Washington State 1977
 Wickett, Lloyd, T, Oregon State 1943, 46
 Widell, Doug, G, Boston College 1994-95
 *Wiese, Robert, B, Michigan 1947-48
 Wiethe, John, G, Xavier 1939-42
 Wilder, James, RB, Missouri 1990
 Williams, Allen, RB, Maryland 1995
 Williams, Bobby, DB, Central State (Okla.)
 1969-71
 Williams, Eric M., DT, Washington State
 1984-89
 Williams, Eric T., DB, North Carolina State
 1987
 Williams, Gardner, DB, St. Mary's 1984
 Williams, Jimmy, LB, Nebraska 1982-90
 Williams, Michael, WR, Northeastern
 1989
 Williams, Ray, WR, Washington State
 1980
 Williams, Rex, C, Texas Tech 1945

Williams, Sam, DE, Michigan State 1960-65
 Williams, Scott, FB, Georgia 1986-88
 Williams, Walt, DB, New Mexico State
 1977-81
 Wilson, Camp, B, Tulsa 1946-49
 Winkler, Randy, T, Tarleton State 1967
 Winslow, Robert, E, USC 1940
 Witkowski, John, QB, Columbia 1984, 88
 Witte, Mark, TE, North Texas State 1987
 Woit, Richard, B, Arkansas State 1955
 *Wojechowicz, Alex, C, Fordham 1938-46
 Womack, Bruce, G, West Texas State
 1951
 *Woodcock, John, DT, Hawaii 1976-80
 Woodley, Richard, CB, Texas Christian
 1996
 Woods, Jerry, DB, Northern Michigan
 1989
 Woods, Larry, DT, Tennessee State 1971-
 72
 Woods, Robert, WR, Grambling 1979
 Woolfolk, Bulch, RB, Michigan 1987-88
 Wright, John, WR, Illinois 1969
 Wyatt, Doug, DB, Tulsa 1973-74
 Wyche, Sam, QB, Furman 1974

Y

Yarbrough, Jim, T, Florida 1969-77
 Yepremian, Garo, K, (No College) 1966-67
 Young, Adrian, LB, USC 1972
 Yowarsky, Walter, E, Kentucky 1955

Z

Zatkoff, Roger, G, Michigan 1957-58
 Zawadzkas, Jerry, E, Columbia 1967
 *Zimmerman, Leroy, B, San Jose State
 1947
 Zofko, Mickey, RB, Auburn 1971-74
 Zuzzio, Anthony, G, Muhlenberg 1942

(*deceased)

Lions' Monday Night Games


Date	Opponent	Score	Date	Opponent	Score
10-5-70	CHICAGO	W, 28-14	12-5-83	MINNESOTA	W, 13-2
12-14-70	at L.A. Rams	W, 28-23	12-10-84	L.A. RAIDERS	L, 3-24
9-20-71	MINNESOTA	L, 13-16	12-15-86	CHICAGO	L, 13-16
11-1-71	at Green Bay	T, 14-14	12-10-90	L.A. RAIDERS	L, 31-38
10-16-72	GREEN BAY	L, 23-24	12-28-92	at San Francisco	L, 6-24
10-30-72	at Dallas	L, 24-28	9-19-94	at Dallas	W, 20-17 (OT)
10-1-73	ATLANTA	W, 31-6	9-25-95	SAN FRANCISCO	W, 27-24
10-14-74	SAN FRANCISCO	W, 17-13	12-4-95	CHICAGO	W, 27-7
10-6-75	DALLAS	L, 10-36	11-11-96	at San Diego	L, 21-27
10-19-81	CHICAGO	W, 48-17	12-23-96	at San Francisco	L, 14-24
12-6-82	N.Y. JETS	L, 13-28	9-28-98	TAMPA BAY	W, 27-6
11-7-83	N.Y. GIANTS	W, 15-9	12-14-98	at San Francisco	L, 13-35

Total Monday Night Games: 24
Monday Night Record: 11-12-1
Home Record: 9-7
(Silverdome: 6-5, Tiger Stadium: 3-2)
Road Record: 2-5-1

Lions' Overtime Games

Date	Opponent	Score	Winning Scoring Play (Elapsed Time)
11-23-75	at Kansas City	L, 21-24	Jan Stenerud, 26-yd. FG (6:44)
11-27-80	CHICAGO	L, 17-23	Dave Williams, 95-yd. KO return (0:21)
11-20-83	at Green Bay (Mil.)	W, 23-20	Eddie Murray, 37-yd. FG (8:30)
9-9-84	at Atlanta	W, 27-24	Eddie Murray, 48-yd. FG (5:06)
10-14-84	TAMPA BAY	W, 13-7	Leonard Thompson 37-yd. pass from Gary Danielson (4:34)
11-4-84	PHILADELPHIA	T, 23-23	
11-24-85	at Tampa Bay	L, 16-19	Donald Igwebuike, 24-yd. FG (12:31)
10-11-87	at Green Bay	W, 19-16	Mike Prindle, 31-yd. FG (12:26)
10-30-88	N.Y. GIANTS	L, 10-13	Paul McFadden, 33-yd. FG (0:55)
10-29-89	at Green Bay (Mil.)	L, 20-23	Chris Jacke, 38-yd. FG (2:14)
11-4-90	WASHINGTON	L, 38-41	Chip Lohmiller, 34-yd. FG (9:10)
12-2-90	at Chicago	L, 17-23	Neal Anderson 50-yd. pass from Jim Harbaugh (10:57)
12-22-91	at Buffalo	W, 17-14	Eddie Murray, 21-yd. FG (4:23)
9-12-93	at New England	W, 19-16	Jason Hanson, 38-yd. FG (3:56)
9-4-94	ATLANTA	W, 31-28	Jason Hanson, 37-yd. FG (5:14)
9-19-94	at Dallas	W, 20-17	Jason Hanson, 44-yd. FG (14:33)
10-30-94	at N.Y. Giants	W, 28-25	Jason Hanson, 24-yd. FG (6:43)
10-22-95	at Washington	L, 30-36	Darrell Green 7-yd. INT return (11:19)
10-19-97	N. Y. GIANTS	L, 20-26	Cris Calloway 68-yd. pass from Danny Kanell (1:40)
9-13-98	CINCINNATI	L, 28-34	Corey Sawyer 53-yd. INT return (12:54)
11-26-98	PITTSBURGH	W, 19-16	Jason Hanson, 42-yd. FG (12:08)

Total Overtime Games: 21
Overtime Record: 10-10-1
Home Record: 3-5-1
Road Record: 7-5-0



This & That

The Pontiac Silverdome

The Pontiac Silverdome has been the Detroit Lions' home since 1975. During the past 24 years, the building has hosted several premier events. A freak, late-winter snowstorm on March 4, 1985 caused extensive structural damage to the roof, however, a new canvas and steel-girder reinforced roof was added between March and June of 1985.

The Silverdome has the largest seating capacity (at 80,311) among NFL stadiums. The air-supported and cable-restrained facility is the largest of its kind in the world and is the first successful example of a fiberglass fabric roof system.

Since a 27-24 preseason game victory over the Kansas City Chiefs on Aug. 23, 1975, the Lions have played 237 games in the Silverdome after moving from their former home at Tiger Stadium in downtown Detroit. The Dallas Cowboys defeated the Lions, 36-10, in the first regular-season game in the building on October 6, 1975. The Lions have posted a 133-102-2 overall record in Pontiac, including a 104-80-1 mark in regular season games (a .565 winning percentage). On January 5, 1992, the Lions defeated the Dallas Cowboys, 38-6, in the first playoff game

held at the Silverdome. The victory capped an undefeated home season for the Lions as they finished a perfect 9-0 in games played in the Silverdome.

Though the Silverdome is the Lions' home, the Cincinnati Bengals and the San Francisco 49ers made NFL history in the building. On January 24, 1982, the 49ers defeated the Bengals, 26-21, before a crowd of 81,270 in Super Bowl XVI — the first Super Bowl ever played in a northern U.S. city.

During the summer of 1994, the Silverdome was the site of the first World Cup Soccer match ever played in a domed stadium. New ground was broken as natural grass was brought into the Silverdome for four soccer matches.

The Silverdome was built at a cost of \$55.7 million. It was occupied in just 23 months, on time and within budget, from its ground breaking on September 19, 1973. During the roof's reconstruction in 1985, the Teflon-coated fiberglass panels that span the roof (100 in all) were completely replaced, and several structural modifications and safety improvements also were accomplished. The roof was re-inflated by workmen on May 30, 1985.

Silverdome Attendance

(Regular Season Games Only)

Regular Season	Attendance	Average
1975 (7 games)	548,159	73,340
1976 (7 games)	511,586	68,812
1977 (7 games)	490,584	65,611
1978 (8 games)	522,189	62,402
1979 (8 games)	548,640	65,074
1980 (8 games)*	644,904	77,824
1981 (8 games)*	621,674	75,460
1982 (5 games)	372,647	70,496
1983 (8 games)	576,132	69,199
1984 (8 games)	514,048	57,205
1985 (8 games)	547,385	63,077
1986 (8 games)	482,635	54,054
1987 (7 games)	265,571	27,251
1988 (8 games)	345,613	37,086
1989 (8 games)	428,214	49,050
1990 (8 games)	548,907	64,954
1991 (8 games)	517,907	61,487
1992 (8 games)	554,160	65,467
1993 (8 games)	559,748	66,746
1994 (8 games)	579,579	68,497
1995 (8 games)	604,161	70,654
1996 (8 games)	534,089	61,494
1997 (8 games)	554,898	69,362
1998 (8 games)	571,416	71,427
TOTALS 185	11,678,724	63,128

(*Led League)

Top 20 Regular Season Crowds

(All at Pontiac Silverdome — Actual In-House Crowds)

+* 1.	80,444 vs. Buccaneers (12-20-81)
+* 2.	80,291 vs. Vikings (9-28-80)
3.	80,027 vs. Cardinals (9-21-80)
+* 4.	79,784 vs. Cowboys (10-6-75)
+* 5.	79,694 vs. Cowboys (11-15-81)
+* 6.	79,428 vs. Vikings (12-12-81)
7.	79,361 vs. Jets (12-6-82)
+* 8.	79,169 vs. Vikings (12-5-83)
+* 9.	78,879 vs. Bears (11-28-91)
+* 10.	78,845 vs. 49ers (11-2-80)
+* 11.	78,685 vs. Vikings (12-9-78)
+* 12.	78,452 vs. Vikings (12-17-77)
	78,452 vs. Packers (10-16-77)
+* 14.	78,392 vs. Buccaneers (12-18-83)
+* 15.	78,147 vs. Saints (10-12-80)
+* 16.	78,139 vs. Steelers (11-26-98)
+* 17.	78,110 vs. Packers (9-28-97)
18.	78,087 vs. Dolphins (12-9-79)
+* 19.	78,042 vs. Bears (11-21-76)
+* 20.	77,932 vs. Packers (10-15-98)

*Sellout +Televised locally (40 sellouts)

1999 NFL Schedule

(All Times Local)

FIRST WEEKEND

(OPEN DATE: SAN DIEGO)

SUNDAY, SEPTEMBER 12

1. ARIZONA AT PHILADELPHIA	1:00
2. BALTIMORE AT ST. LOUIS	12:00
3. BUFFALO AT INDIANAPOLIS	12:00
4. CAROLINA AT NEW ORLEANS	12:00
5. CINCINNATI AT TENNESSEE	12:00
6. DALLAS AT WASHINGTON	1:00
7. DETROIT AT SEATTLE	1:15
8. KANSAS CITY AT CHICAGO	12:00
9. MINNESOTA AT ATLANTA	4:15
10. NEW ENGLAND AT NEW YORK JETS	1:00
11. NEW YORK GIANTS AT TAMPA BAY	4:15
12. OAKLAND AT GREEN BAY	12:00
13. SAN FRANCISCO AT JACKSONVILLE	4:15
SUNDAY NIGHT, SEPTEMBER 12	
14. PITTSBURGH AT CLEVELAND	8:20
MONDAY, SEPTEMBER 13	
15. MIAMI AT DENVER	7:00

SECOND WEEKEND

(OPEN DATE: ST. LOUIS)

SUNDAY, SEPTEMBER 19

16. ARIZONA AT MIAMI	1:00
17. CLEVELAND AT TENNESSEE	3:15
18. DENVER AT KANSAS CITY	3:15
19. GREEN BAY AT DETROIT	1:00
20. INDIANAPOLIS AT NEW ENGLAND	1:00
21. JACKSONVILLE AT CAROLINA	1:00
22. NEW ORLEANS AT SAN FRANCISCO	1:05
23. OAKLAND AT MINNESOTA	12:00
24. PITTSBURGH AT BALTIMORE	1:00
25. SAN DIEGO AT CINCINNATI	1:00
26. SEATTLE AT CHICAGO	12:00
27. TAMPA BAY AT PHILADELPHIA	1:00
28. WASHINGTON AT NEW YORK GIANTS	1:00
SUNDAY NIGHT, SEPTEMBER 19	
29. NEW YORK JETS AT BUFFALO	8:20
MONDAY, SEPTEMBER 20	
30. ATLANTA AT DALLAS	8:00

THIRD WEEKEND

(OPEN DATES: DALLAS, MIAMI, NEW ORLEANS)

SUNDAY, SEPTEMBER 26

31. ATLANTA AT ST. LOUIS	12:00
32. CHICAGO AT OAKLAND	1:15
33. CINCINNATI AT CAROLINA	1:00
34. CLEVELAND AT BALTIMORE	1:00
35. DENVER AT TAMPA BAY	1:00
36. DETROIT AT KANSAS CITY	12:00
37. INDIANAPOLIS AT SAN DIEGO	1:05
38. MINNESOTA AT GREEN BAY	3:15
39. PHILADELPHIA AT BUFFALO	1:00
40. SEATTLE AT PITTSBURGH	1:00
41. TENNESSEE AT JACKSONVILLE	4:05
42. WASHINGTON AT NEW YORK JETS	1:00
SUNDAY NIGHT, SEPTEMBER 26	
43. NEW YORK GIANTS AT NEW ENGLAND	8:20
MONDAY, SEPTEMBER 27	
44. SAN FRANCISCO AT ARIZONA	6:00

FOURTH WEEKEND

(OPEN DATES: DETROIT, GREEN BAY, INDIANAPOLIS)

SUNDAY, OCTOBER 3

45. ARIZONA AT DALLAS	12:00
46. BALTIMORE AT ATLANTA	1:00
47. CAROLINA AT WASHINGTON	4:05
48. JACKSONVILLE AT PITTSBURGH	1:00
49. KANSAS CITY AT SAN DIEGO	1:15
50. NEW ENGLAND AT CLEVELAND	1:00

51. NEW ORLEANS AT CHICAGO	12:00
52. NEW YORK JETS AT DENVER	2:15
53. PHILADELPHIA AT NEW YORK GIANTS	1:00
54. ST. LOUIS AT CINCINNATI	1:00
55. TAMPA BAY AT MINNESOTA	12:00
56. TENNESSEE AT SAN FRANCISCO	1:15

SUNDAY NIGHT, OCTOBER 3

57. OAKLAND AT SEATTLE	5:20
MONDAY, OCTOBER 4	
58. BUFFALO AT MIAMI	9:00

FIFTH WEEKEND

(OPEN DATES: CAROLINA, SEATTLE, WASHINGTON)

SUNDAY, OCTOBER 10

59. ATLANTA AT NEW ORLEANS	12:00
60. BALTIMORE AT TENNESSEE	3:15
61. CHICAGO AT MINNESOTA	12:00
62. CINCINNATI AT CLEVELAND	1:00
63. DALLAS AT PHILADELPHIA	1:00
64. DENVER AT OAKLAND	1:15
65. MIAMI AT INDIANAPOLIS	3:15
66. NEW ENGLAND AT KANSAS CITY	12:00
67. NEW YORK GIANTS AT ARIZONA	1:05
68. PITTSBURGH AT BUFFALO	1:00
69. SAN DIEGO AT DETROIT	1:00
70. SAN FRANCISCO AT ST. LOUIS	12:00

SUNDAY NIGHT, OCTOBER 10

71. TAMPA BAY AT GREEN BAY	7:20
MONDAY, OCTOBER 11	
72. JACKSONVILLE AT NEW YORK JETS	9:00

SIXTH WEEKEND

(OPEN DATES: BALTIMORE, KANSAS CITY, TAMPA BAY)

SUNDAY, OCTOBER 17

73. CAROLINA AT SAN FRANCISCO	1:15
74. CLEVELAND AT JACKSONVILLE	1:00
75. GREEN BAY AT DENVER	2:15
76. INDIANAPOLIS AT NEW YORK JETS	1:00
77. MIAMI AT NEW ENGLAND	1:00
78. MINNESOTA AT DETROIT	1:00
79. OAKLAND AT BUFFALO	1:00
80. PHILADELPHIA AT CHICAGO	12:00
81. PITTSBURGH AT CINCINNATI	1:00
82. ST. LOUIS AT ATLANTA	1:00
83. SEATTLE AT SAN DIEGO	1:05
84. TENNESSEE AT NEW ORLEANS	12:00

SUNDAY NIGHT, OCTOBER 17

85. WASHINGTON AT ARIZONA	5:20
MONDAY, OCTOBER 18	
86. DALLAS AT NEW YORK GIANTS	9:00

SEVENTH WEEKEND

(OPEN DATES: ARIZONA, JACKSONVILLE, TENNESSEE)

THURSDAY, OCTOBER 21

87. KANSAS CITY AT BALTIMORE	8:20
SUNDAY, OCTOBER 24	
88. BUFFALO AT SEATTLE	1:15
89. CHICAGO AT TAMPA BAY	1:00
90. CINCINNATI AT INDIANAPOLIS	12:00
91. CLEVELAND AT ST. LOUIS	12:00
92. DENVER AT NEW ENGLAND	1:00
93. DETROIT AT CAROLINA	1:00
94. GREEN BAY AT SAN DIEGO	1:05
95. NEW ORLEANS AT NEW YORK GIANTS	1:00
96. NEW YORK JETS AT OAKLAND	1:15
97. PHILADELPHIA AT MIAMI	1:00
98. SAN FRANCISCO AT MINNESOTA	12:00
99. WASHINGTON AT DALLAS	12:00
MONDAY, OCTOBER 25	
100. ATLANTA AT PITTSBURGH	9:00

EIGHTH WEEKEND

(OPEN DATES: NEW YORK JETS, PITTSBURGH,

SAN FRANCISCO)

SUNDAY, OCTOBER 31

101. BUFFALO AT BALTIMORE.....	1:00
102. CAROLINA AT ATLANTA.....	1:00
103. CHICAGO AT WASHINGTON.....	1:00
104. CLEVELAND AT NEW ORLEANS.....	12:00
105. DALLAS AT INDIANAPOLIS.....	1:00
106. JACKSONVILLE AT CINCINNATI.....	1:00
107. MIAMI AT OAKLAND.....	1:05
108. MINNESOTA AT DENVER.....	2:15
109. NEW ENGLAND AT ARIZONA.....	2:05
110. NEW YORK GIANTS AT PHILADELPHIA.....	1:00
111. ST. LOUIS AT TENNESSEE.....	12:00
112. SAN DIEGO AT KANSAS CITY.....	12:00

SUNDAY NIGHT, OCTOBER 31

113. TAMPA BAY AT DETROIT.....	8:20
--------------------------------	------

MONDAY, NOVEMBER 1

114. SEATTLE AT GREEN BAY.....	8:00
--------------------------------	------

NINTH WEEKEND

(OPEN DATES: NEW ENGLAND, NEW YORK GIANTS,
OAKLAND)

SUNDAY, NOVEMBER 7

115. ARIZONA AT NEW YORK JETS.....	1:00
116. BALTIMORE AT CLEVELAND.....	1:00
117. BUFFALO AT WASHINGTON.....	1:00
118. CHICAGO AT GREEN BAY.....	12:00
119. CINCINNATI AT SEATTLE.....	1:15
120. DENVER AT SAN DIEGO.....	1:15
121. JACKSONVILLE AT ATLANTA.....	1:00
122. KANSAS CITY AT INDIANAPOLIS.....	1:00
123. PHILADELPHIA AT CAROLINA.....	1:00
124. PITTSBURGH AT SAN FRANCISCO.....	1:15
125. ST. LOUIS AT DETROIT.....	1:00
126. TAMPA BAY AT NEW ORLEANS.....	3:05

SUNDAY NIGHT, NOVEMBER 7

127. TENNESSEE AT MIAMI.....	8:20
------------------------------	------

MONDAY, NOVEMBER 8

128. DALLAS AT MINNESOTA.....	8:00
-------------------------------	------

TENTH WEEKEND

(OPEN DATE: ATLANTA)

SUNDAY, NOVEMBER 14

129. BALTIMORE AT JACKSONVILLE.....	4:05
130. CAROLINA AT ST. LOUIS.....	12:00
131. CLEVELAND AT PITTSBURGH.....	1:00
132. DETROIT AT ARIZONA.....	2:15
133. GREEN BAY AT DALLAS.....	3:15
134. INDIANAPOLIS AT NEW YORK GIANTS.....	1:00
135. KANSAS CITY AT TAMPA BAY.....	1:00
136. MIAMI AT BUFFALO.....	1:00
137. MINNESOTA AT CHICAGO.....	12:00
138. SAN DIEGO AT OAKLAND.....	1:05
139. SAN FRANCISCO AT NEW ORLEANS.....	12:00
140. TENNESSEE AT CINCINNATI.....	1:00
141. WASHINGTON AT PHILADELPHIA.....	1:00

SUNDAY NIGHT, NOVEMBER 14

142. DENVER AT SEATTLE.....	5:20
-----------------------------	------

MONDAY, NOVEMBER 15

143. NEW YORK JETS AT NEW ENGLAND.....	9:00
--	------

ELEVENTH WEEKEND

(OPEN DATE: MINNESOTA)

SUNDAY, NOVEMBER 21

144. ATLANTA AT TAMPA BAY.....	1:00
145. BALTIMORE AT CINCINNATI.....	4:05
146. BUFFALO AT NEW YORK JETS.....	1:00
147. CAROLINA AT CLEVELAND.....	1:00
148. CHICAGO AT SAN DIEGO.....	1:15
149. DALLAS AT ARIZONA.....	2:15
150. DETROIT AT GREEN BAY.....	12:00
151. INDIANAPOLIS AT PHILADELPHIA.....	1:00
152. NEW ENGLAND AT MIAMI.....	1:00

153. NEW YORK GIANTS AT WASHINGTON.....	4:15
154. PITTSBURGH AT TENNESSEE.....	12:00
155. ST. LOUIS AT SAN FRANCISCO.....	1:15
156. SEATTLE AT KANSAS CITY.....	12:00

SUNDAY NIGHT, NOVEMBER 21

157. NEW ORLEANS AT JACKSONVILLE.....	8:20
---------------------------------------	------

MONDAY, NOVEMBER 22

158. OAKLAND AT DENVER.....	7:00
-----------------------------	------

TWELFTH WEEKEND

(OPEN DATE: DENVER)

THURSDAY, NOVEMBER 25

159. CHICAGO AT DETROIT.....	12:40
160. MIAMI AT DALLAS.....	3:15

SUNDAY, NOVEMBER 28

161. ARIZONA AT NEW YORK GIANTS.....	1:00
162. CINCINNATI AT PITTSBURGH.....	1:00
163. JACKSONVILLE AT BALTIMORE.....	1:00
164. KANSAS CITY AT OAKLAND.....	1:15
165. NEW ENGLAND AT BUFFALO.....	1:00
166. NEW ORLEANS AT ST. LOUIS.....	12:00
167. NEW YORK JETS AT INDIANAPOLIS.....	4:15
168. PHILADELPHIA AT WASHINGTON.....	1:00
169. SAN DIEGO AT MINNESOTA.....	12:00
170. TAMPA BAY AT SEATTLE.....	1:05
171. TENNESSEE AT CLEVELAND.....	1:00

SUNDAY NIGHT, NOVEMBER 28

172. ATLANTA AT CAROLINA.....	8:20
-------------------------------	------

MONDAY, NOVEMBER 29

173. GREEN BAY AT SAN FRANCISCO.....	6:00
--------------------------------------	------

THIRTEENTH WEEKEND

(OPEN DATE: BUFFALO)

THURSDAY, DECEMBER 2

174. PITTSBURGH AT JACKSONVILLE.....	8:20
--------------------------------------	------

SUNDAY, DECEMBER 5

175. CLEVELAND AT SAN DIEGO.....	1:15
176. GREEN BAY AT CHICAGO.....	12:00
177. INDIANAPOLIS AT MIAMI.....	1:00
178. KANSAS CITY AT DENVER.....	2:15
179. NEW ORLEANS AT ATLANTA.....	1:00
180. NEW YORK JETS AT NEW YORK GIANTS.....	1:00
181. PHILADELPHIA AT ARIZONA.....	2:05
182. ST. LOUIS AT CAROLINA.....	1:00
183. SAN FRANCISCO AT CINCINNATI.....	1:00
184. SEATTLE AT OAKLAND.....	1:15
185. TENNESSEE AT BALTIMORE.....	1:00
186. WASHINGTON AT DETROIT.....	1:00

SUNDAY NIGHT, DECEMBER 5

187. DALLAS AT NEW ENGLAND.....	8:20
---------------------------------	------

MONDAY, DECEMBER 6

188. MINNESOTA AT TAMPA BAY.....	9:00
----------------------------------	------

FOURTEENTH WEEKEND

(OPEN DATE: CHICAGO)

THURSDAY, DECEMBER 9

189. OAKLAND AT TENNESSEE.....	7:20
--------------------------------	------

SUNDAY, DECEMBER 12

190. ARIZONA AT WASHINGTON.....	1:00
191. ATLANTA AT SAN FRANCISCO.....	1:15
192. BALTIMORE AT PITTSBURGH.....	1:00
193. CAROLINA AT GREEN BAY.....	12:00
194. CLEVELAND AT CINCINNATI.....	1:00
195. DETROIT AT TAMPA BAY.....	1:00
196. MIAMI AT NEW YORK JETS.....	4:05
197. NEW ENGLAND AT INDIANAPOLIS.....	1:00
198. NEW YORK GIANTS AT BUFFALO.....	1:00
199. PHILADELPHIA AT DALLAS.....	12:00
200. ST. LOUIS AT NEW ORLEANS.....	12:00
201. SAN DIEGO AT SEATTLE.....	1:05

SUNDAY NIGHT, DECEMBER 12

202. MINNESOTA AT KANSAS CITY.....	7:20
------------------------------------	------

MONDAY, DECEMBER 13

203. DENVER AT JACKSONVILLE.....	9:00
----------------------------------	------

FIFTEENTH WEEKEND
(OPEN DATE: CINCINNATI)
SATURDAY, DECEMBER 18

204. PITTSBURGH AT KANSAS CITY	11:40a
205. SAN FRANCISCO AT CAROLINA	4:15

SUNDAY, DECEMBER 19

206. ATLANTA AT TENNESSEE	12:00
207. DETROIT AT CHICAGO	12:00
208. JACKSONVILLE AT CLEVELAND	1:00
209. NEW ENGLAND AT PHILADELPHIA	1:00
210. NEW ORLEANS AT BALTIMORE	1:00
211. NEW YORK GIANTS AT ST. LOUIS	12:00
212. NEW YORK JETS AT DALLAS	3:15
213. SAN DIEGO AT MIAMI	1:00
214. SEATTLE AT DENVER	2:15
215. TAMPA BAY AT OAKLAND	1:05
216. WASHINGTON AT INDIANAPOLIS	1:00

SUNDAY NIGHT, DECEMBER 19

217. BUFFALO AT ARIZONA	6:20
-------------------------------	------

MONDAY, DECEMBER 20

218. GREEN BAY AT MINNESOTA	8:00
-----------------------------------	------

SIXTEENTH WEEKEND
(OPEN DATE: PHILADELPHIA)
FRIDAY, DECEMBER 24

219. DALLAS AT NEW ORLEANS	2:05
----------------------------------	------

SATURDAY, DECEMBER 25

220. DENVER AT DETROIT	4:15
------------------------------	------

SUNDAY, DECEMBER 26

221. ARIZONA AT ATLANTA	1:00
222. BUFFALO AT NEW ENGLAND	1:00
223. CAROLINA AT PITTSBURGH	1:00
224. CHICAGO AT ST. LOUIS	12:00

225. CINCINNATI AT BALTIMORE	1:00
226. GREEN BAY AT TAMPA BAY	4:15
227. INDIANAPOLIS AT CLEVELAND	1:00
228. JACKSONVILLE AT TENNESSEE	12:00
229. KANSAS CITY AT SEATTLE	1:05
230. MINNESOTA AT NEW YORK GIANTS	1:00
231. OAKLAND AT SAN DIEGO	1:05

SUNDAY NIGHT, DECEMBER 26

232. WASHINGTON AT SAN FRANCISCO	5:20
--	------

MONDAY, DECEMBER 27

233. NEW YORK JETS AT MIAMI	9:00
-----------------------------------	------

SEVENTEENTH WEEKEND
(OPEN DATE: CLEVELAND)
SUNDAY, JANUARY 2

234. ARIZONA AT GREEN BAY	12:00
235. BALTIMORE AT NEW ENGLAND	1:00
236. CINCINNATI AT JACKSONVILLE	1:00
237. DETROIT AT MINNESOTA	12:00
238. INDIANAPOLIS AT BUFFALO	1:00
239. MIAMI AT WASHINGTON	4:15
240. NEW ORLEANS AT CAROLINA	1:00
241. NEW YORK GIANTS AT DALLAS	3:05
242. OAKLAND AT KANSAS CITY	12:00
243. ST. LOUIS AT PHILADELPHIA	1:00
244. SAN DIEGO AT DENVER	2:15
245. SEATTLE AT NEW YORK JETS	1:00
246. TAMPA BAY AT CHICAGO	12:00
247. TENNESSEE AT PITTSBURGH	4:15

MONDAY, JANUARY 3

248. SAN FRANCISCO AT ATLANTA	9:00
-------------------------------------	------

Important NFL Dates 1999-2000

July 15	Signing period ends at 4 p.m. (ET) for Unrestricted Free Agents to whom June 1 tender was made by Old Club, Transition players and Franchise players who are eligible to receive offer sheets. Until 4 p.m. (ET), on November 16, Old Club has exclusive rights.
July 29	Lions report to training camp.
August 13	If a drafted rookie has not yet signed with his club by this date, he may not be traded to any other club in 1999.
August 31	Roster cutdown to maximum of 65 players on Active List by 4 p.m. (ET).
September 5	Roster cutdown to maximum of 53 players on Active/Inactive List by 4 p.m. (ET).
September 6	After 4 p.m. (ET), clubs may establish a Practice Squad of five players by signing free agents who do not have a season of free agency credit.
September 10	All clubs are required to identify their 49-player Active List by 7 p.m. (ET) on this Friday and thereafter on each Friday before a regular-season Sunday game. No later than one hour and 30 minutes prior to kickoff, clubs must identify their 45-player Active List and Third Quarterback, if any.
October 19	All trading ends at 4 p.m. (ET).
October 20	Players with at least four previous pension credited seasons are subject to the waiver system for the remainder of the regular season and postseason.
November 8	Deadline for 1999 for an increase in a player's Salary to be counted as Salary for the current year. Any increase in a player's 1999 Salary negotiated after this date will be treated as a Signing Bonus.
November 16	Deadline for clubs to sign by 4 p.m. (ET) their Franchise and Transition Players. If still unsigned after this date, such players are prohibited from playing in NFL in 1999.
November 16	Deadline for clubs to sign by 4 p.m. (ET) their Unrestricted Free Agents to whom June 1 tender was made. If still unsigned after this date, such players are prohibited from playing in NFL in 1999.
November 16	Deadline for clubs to sign by 4 p.m. (ET) their Restricted Free Agents to whom June 1 tender was made. If still unsigned after this date, such players are prohibited from playing in the NFL in 1999.
November 16	Deadline for clubs to sign by 4 p.m. (ET) their drafted players. If such players remain unsigned after this date, they are prohibited from playing in the NFL in 1999.
December 4	Deadline for reinstatement of players in Reserve List categories of Retired, Did Not Report and Exclusive Rights, and of players who were placed on Reserved/Left Squad in a previous season.
December 31	Deadline for waiver requests in 1999, except for "special waiver requests", which have a 10-day claiming period, with termination or assignment delayed until after the Super Bowl.
January 4	Clubs may begin signing free agent players for the 2000 season.
January 8-9	Wild Card Playoff Games.
January 15-16	Divisional Playoff Games.
January 23	AFC and NFC Championship Games.
January 30	Super Bowl XXXIV, Atlanta, Georgia.
February 6	AFC-NFC Pro Bowl, Honolulu, Hawaii.
February 24-28	Combine Timing and Testing, RCA Dome, Indianapolis, Indiana.
March 26-30	NFL Annual Meeting, Palm Beach, Florida.
April 15-16	Annual Player Selection Meeting, New York, New York.

Lions' Radio



(left to right) Mark Champion (Play-By-Play), Walter Dell (Statistician) and Jim Brandstatter (Color Commentator).

The Detroit Lions enter their fourth year with flagship station WXYT AM 1270 and the Infinity Broadcasting Corporation. As a new feature this year to radio listeners, all late-afternoon and prime time Lions games will also be simulcast on WXYT's sister station in Detroit, WWJ, AM 950. The Lions' radio network will be comprised of 40 stations throughout Michigan and Ohio and Canada.

The Lions' broadcasting team again will feature play-by-play man Mark Champion, who is in his 11th year as the voice of the Lions. Detroit radio and television sports personality Jim Brandstatter, who is a former star lineman for the University of Michigan, again will provide the color commentary. Behind the scenes, providing game statistics to Champion and Brandstatter, will be Walter Dell -- who is in his 38th season covering the Lions.

Members of the Lions' 40-station network and their locations (at press time):

AM 1270 **WXYT** **News Talk Radio**

WXYT, AM 1270, Detroit (Flagship)
WABJ, AM 1490, Adrian
WHSB, FM 107.7, Alpena
WAAM, AM 1600, Ann Arbor
WBCK, AM 930, Battle Creek
WMAX, AM 1440, Bay City
WBRN, AM 1460, Big Rapids
WKJF, AM 1370, Cadillac
WTVB, AM 1590, Coldwater
WYKX, FM 104.7, Escanaba
WFDF, AM 910, Flint
WMJZ, FM 95.3, Gaylord
WOOD, AM 1300, Grand Rapids
WPLB, AM 1380, Greenville

WCSR, AM 1340/FM 92.1 Hillsdale
WHTC, AM 1450, Holland
WCCY, AM 1400, Houghton
WMIQ, AM 1450, Iron Mountain
WJMS, AM 590, Ironwood
WKHM, AM 970, Jackson
WKZO, AM 590, Kalamazoo
WVFN, AM 730, Lansing
WLSP, AM 1530, Lapeer
CFPL, AM 980, London, Ontario Canada
WTIQ, AM 580, Manistique
MDMJ, AM 1320, Marquette
WAGN, AM 1340, Menominee
WMAX, AM 1440, Midland

WMMI, FM 104.3, Mt. Pleasant
WQWQ, AM 850, Muskegon
WNBY, AM 1450/FM 93.5, Newberry
WUPY, FM 101.1, Ontonagon
WJML, AM 1100, Petoskey
WPHM, AM 1380, Port Huron
WMAX, AM 1440, Saginaw
WCSY, AM 940/FM 98.3, South Haven
WSJM, AM 1400, St. Joseph
WKJC, FM 104.7, Tawas City
WSPD, AM 1370, Toledo, Ohio
WTCM, AM 580, Traverse City

Lions' Media Relations Policies

The Media Relations Department has compiled the following information to assist the media in their coverage of the Detroit Lions. We believe adherence to the following procedures will prove beneficial to both the Detroit Lions and the media assigned to cover the team. If you have any questions or need any additional information, please ask any member of our Media Relations staff. We appreciate your cooperation.

DETROIT LIONS MEDIA RELATIONS STAFF

Director of Media Relations	Mike Murray
Assistant Director	Steve Reaven
Media Information Coordinator	Matt Barnhardt
Publications Coordinator	Risa Balayem
Administrative Assistant	Deanna Caldwell
Media Relations Interns	Jerry Barca & Craig Vandermouse

GENERAL MEDIA INFORMATION

GAME CREDENTIALS

All applications for credentials should be made in writing to the Lions' Media Relations Department. Credentials are available only to working members of the media and are non-transferable.

Credential requests should be made as much in advance as possible to allow sufficient time for mailing. Requests should be mailed or faxed to:

Mike Murray
 Director of Media Relations
 The Detroit Lions
 1200 Featherstone Road
 Pontiac, MI 48342
 Fax: (248) 335-0764

TRAVELING WITH THE LIONS

Members of the Detroit-area media should submit their credential requests through the Lions' Media Relations Department at least one week in advance of each game.

MEDIA WORKROOM

The Lions' Media Workroom is adjacent to the Media Relations office at the south end of the Silverdome. Ample working space is normally available for all writers. Press information about the Lions, the team's upcoming opponent, and other NFL teams is available. Credit card phones have also been installed to assist out-of-town media in their coverage of the Detroit Lions during the week.

IN-SEASON MEDIA SCHEDULE

Head Coach Bobby Ross holds a weekly Press Luncheon each Monday during the regular season. Lions' players and coaches will be available to the credentialed media after each practice. Conference calls with the opposing team are normally scheduled for Wednesdays. Practice sessions are open only to local media who regularly cover the Lions. For information regarding specific practice times and open locker room access, contact the Lions Media Relations Department.

TRAINING CAMP SCHEDULE

All training camp practices, which are held at Saginaw Valley State University, are open to the media. Head Coach Bobby Ross is available for interviews on the practice field immediately following each practice. Players are available on the field following morning and afternoon practices, and a designated media area near the locker room also provides the media with interview access to players following each practice session.

The morning practice typically runs from 9:30 until 11:15, and the afternoon session from 3:30 until 5:15. You should, however, anticipate changes to this schedule and are advised to contact the Media Relations Department to confirm daily practice times.

OFF-SEASON MEDIA SCHEDULE

Many Lions players train at the Silverdome throughout the off-season. We are happy to assist you in coordinating interviews with players and staff, but permission by the Media Relations Department is required before a reporter may enter the Lions' locker room. Your consideration is appreciated.

LIONS ONLINE OFFICIAL INTERNET SITE

Media and fans can access Lions' information from the team's official site on the World Wide Web. The website includes statistics, player bios, press releases, rosters, daily updates, breaking news, game recaps and much more. The address for the site is www.detroitlions.com.

The National Football League's official web site — <http://www.nfl.com> — provides information on all NFL teams.

GAMEDAY MEDIA INFORMATION

LIONS SILVERDOME PRESS BOX

The working area for writers, broadcasters, and photographers is located on the club level between the south and west corners of the stadium. The Lions ask that occupants refrain from cheering or otherwise distracting others who are assigned to cover the game. Credentials may be revoked by the club if it is deemed necessary to preserve a professional press box atmosphere.

The Lions provide complimentary telephones (credit card or collect calls only) in the visitors' area of the working press box. Pay telephones are located near the entrance to the lower level of the press box. Should you wish a private telephone installed at your seat, the Lions will be pleased to assign you a seat location for you to provide to Ameritech (517/771-3300 to order a phone line). You are advised to bring your own telephone as the communications representatives have few instruments available on game days.

PRESS BOX PROCEDURES

The Detroit Lions maintain a working press box and — in accordance with the standards set by the PRO FOOTBALL WRITERS OF AMERICA — cheering is not permitted in the press box.

We ask your cooperation in maintaining a working atmosphere at all times.

Those who need facsimile transmission before, during or after the game should make requests to the Lions' P.R. representatives seated in Row 2 of the press box.

POST-GAME PROCEDURES

Locker room passes, which are required to enter either locker room after the game, will be distributed by Lions' representatives in the second half. At the two-minute warning in the fourth quarter, Lions' representatives will escort the media to the locker room areas.

Lions' head coach Bobby Ross' post-game press conference will be broadcast on the public address system in the press box. Sheets with quotes from both head coaches and key players from both teams will be distributed in the press box as soon as possible following the game.

FIELD PHOTOGRAPHERS

Field photographers should report directly to the Photo Lounge, which is located in the south tunnel. Photographers should sign-in with Lions field control personnel in the Photo Lounge. Field control representatives will assign arm bands and distribute flip cards to all photographers.

Reporters, TV producers and grips/runners are strictly prohibited from the field and tunnel until the final two minutes of the game. At the two-minute warning, reporters and producers are restricted to the area near the south endzone.

NO SMOKING POLICY

In accordance with Michigan law and Pontiac Silverdome policy, smoking is prohibited in all areas of the press box, including the upper and lower press areas and the press lounge. Thank you for your cooperation.

DIRECTIONS TO THE SILVERDOME

The offices of the Detroit Lions are located near the south tunnel of the Pontiac Silverdome.

When driving to the Silverdome from Detroit Metro Airport, follow signs to I-94 East (to Detroit) out of the airport. Proceed on I-94 East to I-75 North. Take I-75 North to M-59 West (to Pontiac). Exit M-59 at Opdyke Road (it will be the first exit). Turn left at the end of the ramp (at the traffic light) onto Opdyke and proceed to the Gate 1 entrance to the Silverdome (which is on your left). Driving time from the airport will be approximately 50 minutes depending on traffic.

When driving to the Silverdome from Oakland-Pontiac Airport, exit left out of the airport onto M-59 East. Proceed on M-59 East through Pontiac. Exit M-59 at Opdyke Road. Turn left at the end of the ramp (at the traffic light) onto Opdyke and proceed to the Gate 1 entrance to the Silverdome (which is on your left). Driving time from the airport will be approximately 20 minutes depending on traffic.

IMPORTANT PHONE NUMBERS

Detroit Lions Main Offices (248) 335-4131
Media Relations Fax (248) 335-0764
Lions Ticket Office (248) 335-4151

1999 DETROIT SPORTS BROADCASTERS ASSOCIATION

ACTIVE MEMBERS

Officers: Ken Kal (President),
Jim Stark
(Vice-President),
George Eichorn
(Secretary),
Kurt Schneider
(Treasurer),
Dennis Davidson
(Sgt.-at-Arms),
Jim Brandstatter
(Immediate Past
President).

WXYT-AM: Larry Bielat,
Jim Brandstatter,
Mark Champion,
Gus Ganakas

WJR-AM: Frank Beckmann,
Dan Dickerson,
Ernie Harwell,
Ken Kal,
Tom Mazeway

WWJ-AM: Sonny Eliot
WDFN-AM: Jon Bloom,
Matt Dery,
Gregg Henson,
Art Regner,
Jamie Samuelson,
Mike Stone

WTKA-AM: Al Fellhauer,
Jim Hunt,
Jim Stark

WLQV-AM: Vito LoPiccolo,
Jon Yinger

WKAR-AM: Earle Robinson
WOMC-FM: Tom Ryan
WEMU-FM: John Fountain
WOOD-AM: Rich Kincaide
WMIC-AM: George Benko,
Robert Benko

MCW Communications: Terry Moore,
Kurt Schneider
Prime Sports: Rich Curbelo
WJBK-TV: Dan Miller,
Jennifer Hammond

WDIV-TV: Fred Heumann
WKBD-TV: George Blaha,
Ken Daniels,
Ray Lane

Fox Sports Net Detroit: Josh Lewin
ESPN2: Jim Hendricks
Others: Ron Angel,
Mike Barents,
Phil Guastella,
Scott Harrison,
Scott Morganroth,
Jack Riggs,
Fred Smith,
Mark Unger,
Dana Wakiji,
Holly Washington,
Larry Watson

Visit detroitlions.com for the most up-to-the-minute Lions' news

When you link to the "Detroit Lions Online" website, you'll get all of the latest – previews of upcoming games, updated results, bios, and statistics, chat sessions, and more! And drop into the Locker Room to find out what the players and coaches are saying every day of the year.

Check out the action in these exciting areas:

- Locker Room
- Players
- Coaches Corner
- Fans
- Souvenirs
- Tickets
- Charities
- Stats
- History
- Press
- Staff

You can even win a prize playing Lions Trivia — so book mark "Detroit Lions Online"! You'll want to come back again and again.

Detroit's New Downtown Stadium



Key players in the dual-stadium project in downtown Detroit include (left to right): Atanas Ilitch, Wayne County Commissioner Ed McNamara, Mike Ilitch, Detroit Mayor Dennis Archer, William Clay Ford, Jr. and Marian Ilitch.

In August of 1996, the Lions announced plans to build a new domed stadium in downtown Detroit. The facility will be located next to the Detroit Tigers' new open-air stadium, giving Detroit a one-of-a-kind downtown dual-stadium complex. The domed stadium will provide Detroit with a world-class facility which could accommodate events year-round such as conventions, concerts, college basketball's Final Four, and the Super Bowl. In a unique partnership

designed to benefit the entire southeast Michigan community, private funding will account for more than half of the project's total cost.

"As we begin to see tangible evidence of what the new stadium will mean for our franchise and our entire community, I can't help but become increasingly excited at the prospect of seeing Lions football in downtown Detroit again," said Lions Vice Chairman William Clay Ford, Jr.

NFL Staff

National Football League

Paul Tagliabue - Commissioner
280 Park Avenue
New York, NY 10017
(212) 450-2000
PR Fax (212) 681-7573
www.nfl.com

NFL Public Relations

Joe Browne - Senior Vice President of Communications & Government Affairs
Greg Aiello - Vice President of Public Relations
Pete Abitante - Director of International Public Affairs
Leslie Hammond - Director of Media Services
Chris Widmaier - Director of Corporate Communications
Beth Colleton - Senior Community Affairs Manager
Chris McCloskey - NFC Information Coordinator
Dan Masonson - AFC Information Coordinator



IKON Office Solutions

"THE OFFICIAL COPIER/FAX COMPANY FOR MICHIGAN SPORTS"

To be a winner, you have to have the players. In the office equipment arena nobody has a more powerful line up than IKON Office Solutions. Come discover the IKON Office Solutions difference — a full array of office copiers, from high-performance desk top copiers, to color laser copiers, to 100 copy per minute, 1,000,000 copy a month copier/duplicators.

Plus, IKON's team of service and support professionals is legendary throughout the state, providing businesses with an unparalleled commitment to customer satisfaction - a commitment that helps you be productive and helps keep you a step ahead of the competition.

Call IKON Office Solutions today and let us know what we can do to help your business team. IKON Office Solutions: Work to Win.

IKON OFFICE SOLUTIONS:

COPIERS, HIGH-SPEED DUPLICATORS, COLOR LASER COPIERS, FAX MACHINES

IKON

Office Solutions

Farmington Hills
(248) 476-6655

Flint
(810) 733-5160

Grand Rapids
(616) 538-8720

Kalamazoo
(616) 343-1241

Lansing
(517) 887-7017

Muskegon
(616) 733-4442

Novi
(248) 474-0900

Port Huron
(810) 985-7148

Saginaw
(517) 790-5006

Southfield
(248) 945-4800

Traverse City
(616) 941-4464

Troy
(248) 879-8800

Canon

océ RICOH

**Yes,
we are the official
equipment supplier of
the Detroit Lions.**

**No,
we don't mow
the astroturf!**



WEINGARTZ

North America's Largest Outdoor Power Equipment Dealer!

BEST PRICES, BEST SERVICE & BEST SELECTION SINCE 1945

CEDAR SPRINGS

11875 NORTHLAND DR.
JUST NORTH OF 14 MILE RD.
(616) 696-2913

UTICA

46061 Van Dyke
1/2 Mile North of M-59
(810) 731-7240

FARMINGTON HILLS

39050 Grand River
Just East of Haggarty
(248) 471-3050

"THE POWER TO GET THE JOB DONE!"